



Fiscal Year 2021 CAPER

Attachment 2: IDIS Reports

- PR-02: List of Activities by Grant
- PR-03: CDBG Activities Summary
- PR-23: CDBG Accomplishment Summary
- PR-23: HOME Accomplishment Summary
- PR-26: CDBG & CDBG-CV Financial Summary
- PR-29: Cash on Hand Report
- PR-91: ESG & ESG-CV Financial Summary

U.S. Department of Housing and Urban Development
 Office of Community Planning and Development
 Integrated Disbursement and Information System
 List of Activities By Program Year And Project
 SAN DIEGO,CA

REPORT FOR CPD PROGRAM: ALL CDBG, HESG, HOME, ESG
 PGM YR: ALL 2020
 Formula and Competitive Grants only, CARES Act Grants only

Plan Year	IDIS Project	Project	IDIS Activity ID	Activity Name	Activity Status	Program	Funded Amount	Draw Amount	Balance	
2020	1	Workforce Development	7469	GRID ALT-SOLAR INSTALL TRAINING-21	Open	CDBG	\$50,100.00	\$0.00	\$50,100.00	
			7470	IRC-MAKE BETTER FUTURES PROJECT-21	Open	CDBG	\$96,445.00	\$68,255.86	\$28,189.14	
			7471	KITCHENS FOR GOOD-PROJECT LAUNCH-21	Completed	CDBG	\$160,000.00	\$160,000.00	\$0.00	
			7472	SDWP-CONNECT2CAREERS-21	Open	CDBG	\$500,000.00	\$500,000.00	\$0.00	
			7519	SDWP-TECH HIRE-21	Open	CDBG	\$500,000.00	\$500,000.00	\$0.00	
			7631	SDWP-C2C MENTORSHIP-21	Open	CDBG	\$500,000.00	\$0.00	\$500,000.00	
			Project Total							\$1,806,545.00
	2	Unobligated CDBG	7456	UNOBLIGATED CDBG-21	Open	CDBG	\$5,962,487.20	\$0.00	\$5,962,487.20	
			7521	UNOBLIGATED-21	Canceled	CDBG	\$0.00	\$0.00	\$0.00	
			Project Total							\$5,962,487.20
	3	CDBG Administration	7506	HUD ADMIN-21	Open	CDBG	\$1,545,668.22	\$1,460,351.10	\$85,317.12	
			7507	FAIR HSG SERVICES-21	Open	CDBG	\$150,000.00	\$150,000.00	\$0.00	
			Project Total							\$1,695,668.22
	4	ECONOMIC DEVELOPMENT	7478	ACCESS-MICROENTERPRISE PROGRAM-21	Open	CDBG	\$185,232.00	\$0.00	\$185,232.00	
			7479	ACCION SD-MICROLENDING PROGRAM-21	Completed	CDBG	\$187,468.00	\$187,468.00	\$0.00	
			7480	CHCDC-MICROENTERPRISE SUCCESS PROJECT-21	Open	CDBG	\$126,382.00	\$105,717.29	\$20,664.71	
			7481	HORN OF AFRICA-SD MICROENTERPRISE-21	Open	CDBG	\$202,958.00	\$185,865.74	\$17,092.26	
			7482	IRC-PROJECT LEAP-21	Open	CDBG	\$196,910.00	\$149,530.03	\$47,379.97	
			7483	KAREN ORG-REFUGEE MICROENTERPRISE SUPPORT-	Completed	CDBG	\$50,000.00	\$50,000.00	\$0.00	
			7484	LHCDC-MICROENTERPRISE TRAINING AND DEV-21	Open	CDBG	\$82,000.00	\$5,719.39	\$76,280.61	
			7485	MISSION EDGE-CITY SAIL-21	Open	CDBG	\$202,109.69	\$201,609.69	\$500.00	
			7486	PAVING GREAT FUTURES-DEVELOP LMI	Open	CDBG	\$100,000.00	\$71,016.69	\$28,983.31	
			7487	SOMALI FAMILY SD-MICROENTERPRISE PROGRAM-21	Open	CDBG	\$193,723.00	\$76,894.67	\$116,828.33	
			7510	CITY SD-EARLY STAGE ACCEL CONNECT-21	Open	CDBG	\$500,000.00	\$0.00	\$500,000.00	
			7511	CITY SD-SM BUS REL FUND-21	Canceled	CDBG	\$0.00	\$0.00	\$0.00	
7512			CITY SD-STOREFRONT IMP-21	Canceled	CDBG	\$0.00	\$0.00	\$0.00		
Project Total							\$2,026,782.69	\$1,033,821.50	\$992,961.19	
5	PUBLIC INFRASTRUCTURE IMPROVEMENTS	7465	CITY CIP-MLK REC CTR MIP-21	Open	CDBG	\$1,800,000.00	\$0.00	\$1,800,000.00		
		7466	CITY CIP-SIDEWALK PROJECTS-21	Open	CDBG	\$331,000.00	\$314,449.99	\$16,550.01		
		7467	CITY CIP-ISLAND AVE MIN PK-21	Open	CDBG	\$800,000.00	\$168,453.19	\$631,546.81		
		7468	CITY CIP-URGENT NEED-21	Canceled	CDBG	\$0.00	\$0.00	\$0.00		
		7612	CITY CIP-HOWARD AVE SIDEWALK-21	Open	CDBG	\$600,060.00	\$0.00	\$600,060.00		
		7613	CITY CIP-TSW-WOODMAN ST SIDEWALK-21	Open	CDBG	\$11,000.00	\$0.00	\$11,000.00		
		7614	CITY CIP-COLLEGE AVE-MERIDIAN/JUDY MCCARTHY-	Open	CDBG	\$250,000.00	\$0.00	\$250,000.00		
		7615	CITY CIP-ELM AVE (14TH TO THERMAL) SDWK-21	Open	CDBG	\$900,000.00	\$0.00	\$900,000.00		
Project Total							\$5,267,060.00	\$482,903.18	\$4,784,156.82	
6	AFFORDABLE HOUSING AND RESIDENTIAL	7488	CHICANO FED-HAW 1-21	Open	CDBG	\$273,700.00	\$3,469.00	\$270,231.00		

	REHABILITATION	7489	LA MAESTRA-HOUSING FOR HOPE-21	Open	CDBG	\$0.00	\$0.00	\$0.00
		7490	CITY SD-AFF HOUSING REVOLVING LOAN-21	Open	CDBG	\$4,000,000.00	\$4,000,000.00	\$0.00
		7517	TBD-HOUSING RECOVERY PROGRAM-21	Open	CDBG	\$2,234,266.00	\$0.00	\$2,234,266.00
	Project Total					\$6,507,966.00	\$4,003,469.00	\$2,504,497.00
7	NONPROFIT FACILITY IMPROVEMENTS	7491	FHC-DIAMOND NEIGHBORHOODS FHC REMODEL-21	Open	CDBG	\$616,771.00	\$0.00	\$616,771.00
		7492	JCNI-CHOLLAS CREEK SOUTH PED CONNECTOR-21	Open	CDBG	\$405,533.00	\$0.00	\$405,533.00
		7493	SVDP MGMT-PAUL MIRABLE PLUMBING RENOVATION-	Open	CDBG	\$175,000.00	\$0.00	\$175,000.00
		7494	SD ROCK CHURCH-FREEDOM CENTER-21	Open	CDBG	\$754,965.00	\$0.00	\$754,965.00
		7495	JCNI-JACOBS CENTER LIGHTING RETROFIT-21	Canceled	CDBG	\$0.00	\$0.00	\$0.00
	Project Total					\$1,952,269.00	\$0.00	\$1,952,269.00
8	HOMELESSNESS	7496	SD HSG COMM-INTERIM HOUSING-21	Completed	CDBG	\$267,351.00	\$267,351.00	\$0.00
		7497	SD HSG COMM-FAMILY SHELTER-21	Completed	CDBG	\$116,509.00	\$116,509.00	\$0.00
		7498	SD HSG COMM-CONNECTIONS-21	Open	CDBG	\$303,575.00	\$303,575.00	\$0.00
		7499	SD HSG COMM-DAY CENTER-21	Completed	CDBG	\$526,485.57	\$526,485.57	\$0.00
		7573	HOMELESS RESPONSE CTR-21	Open	CDBG	\$1,000,000.00	\$1,000,000.00	\$0.00
		7581	CITY SD-OPERATION SHELTER TO HOME-21	Open	CDBG	\$5,033,590.22	\$5,033,590.22	\$0.00
	Project Total					\$7,247,510.79	\$7,247,510.79	\$0.00
9	COMMUNITY AND PUBLIC SERVICES	7473	FAMILY HLTH CTR-SAFE POINT SD-21	Open	CDBG	\$115,000.00	\$32,022.69	\$82,977.31
		7474	MAMAS KITCHEN-MEAL SERVICE-21	Completed	CDBG	\$65,000.00	\$65,000.00	\$0.00
		7475	OCEANS DISCOVERY-EM COMM THROUGH SCIENCE-	Completed	CDBG	\$50,000.00	\$50,000.00	\$0.00
		7476	SD LGBT COMM CTR-HEALTH SERVICES PROG-21	Open	CDBG	\$150,000.00	\$30,471.37	\$119,528.63
		7477	CITY LIB-LIBRARY NEXT-21	Open	CDBG	\$240,000.00	\$0.00	\$240,000.00
		7513	TBD-NONPROFIT PS ACTIVITY-21	Open	CDBG	\$755,451.00	\$0.00	\$755,451.00
		7515	CITY SD-PS RENTAL ASSISTANCE-21	Open	CDBG	\$1,800,000.00	\$1,800,000.00	\$0.00
		7552	BAYSIDE-COVID PS SERVICES-21	Open	CDBG	\$83,528.00	\$7,019.85	\$76,508.15
		7553	CHCDC-COVID-PROJECT NOURISH-21	Open	CDBG	\$75,213.00	\$0.00	\$75,213.00
		7565	CATHOLIC CHARITIES-COVID EMERGENCY FOOD-21	Open	CDBG	\$234,952.00	\$0.00	\$234,952.00
		7567	LA MAESTRA-COVID EMERGENCY RELIEF-21	Open	CDBG	\$298,881.00	\$0.00	\$298,881.00
	Project Total					\$3,868,025.00	\$1,984,513.91	\$1,883,511.09
10	SDHC-HOME-HOMEOWNERSHIP	7500	2538 Calle Serena San Diego, CA 92139, 3% Int Def Loan	Completed	HOME	\$99,950.00	\$99,950.00	\$0.00
		7501	6333 College Grove Way #1124 San Diego, CA 92115, 3%	Completed	HOME	\$52,395.00	\$52,395.00	\$0.00
		7524	3509 Highland Ave, San Diego, CA 92105, 3% Loan	Completed	HOME	\$77,555.00	\$77,555.00	\$0.00
		7525	4479 Marlborough Ave #3, San Diego, CA 92116, 3% Loan	Completed	HOME	\$51,410.00	\$51,410.00	\$0.00
		7526	4185 Mt. Alifan Pl #M San Diego, CA 92111, 3% Loan	Completed	HOME	\$59,875.00	\$59,875.00	\$0.00
		7527	4460 Delta St. #9 San Diego, CA 92121, 3% Loan	Completed	HOME	\$41,670.00	\$41,670.00	\$0.00
		7528	2662 Caminito Espinoza San Diego, CA 92154, 3% Loan	Completed	HOME	\$73,585.00	\$73,585.00	\$0.00
		7529	2352 Tocayo Ave #86 San Diego, CA 92154, 3% Loan	Completed	HOME	\$67,525.00	\$67,525.00	\$0.00
		7530	6604 Omega Dr. #5 San Diego, CA 92139, 3% Loan	Completed	HOME	\$54,850.00	\$54,850.00	\$0.00
		7531	8065 Caminito De Pizza #C San Diego, CA 92108, 3% Loan	Completed	HOME	\$57,512.00	\$57,512.00	\$0.00
		7532	3010 Alta View Dr. San Diego, CA 92139, 3% Loan	Completed	HOME	\$43,725.00	\$43,725.00	\$0.00
		7533	6878 Navajo Rd #38 San Diego, CA 92119, 3% Loan	Completed	HOME	\$47,975.00	\$47,975.00	\$0.00
		7534	1021 Goodyear St. San Diego, CA 92113, 3% Loan	Completed	HOME	\$66,675.00	\$66,675.00	\$0.00
		7535	2291 Judith Ave San Diego, CA 92154, 3% Loan	Completed	HOME	\$95,405.00	\$95,405.00	\$0.00
		7538	2679 Caminito Abeto San Diego, CA 92154, 3% Loan	Completed	HOME	\$68,060.00	\$68,060.00	\$0.00
		7539	4747 Hamilton St. #7 San Diego, CA 92116, 3% Loan	Completed	HOME	\$54,640.00	\$54,640.00	\$0.00
		7540	105 S. San Jacinto Dr. San Diego, CA 92114, 3% Loan	Completed	HOME	\$77,725.00	\$77,725.00	\$0.00
		7541	3456 Castle Glen Dr. #159 San Diego, CA 92123, 3% Loan	Completed	HOME	\$46,785.00	\$46,785.00	\$0.00
		7542	2768 B St. # 119 San Diego, CA 92102, 3% Loan	Completed	HOME	\$64,805.00	\$64,805.00	\$0.00
		7543	2770 Caulfield Dr. San Diego, CA 92154, 3% Loan	Completed	HOME	\$101,665.00	\$101,665.00	\$0.00

		7544	4863 Collwood Blvd #B San Diego, CA 92115, 3% Loan	Completed	HOME	\$59,875.00	\$59,875.00	\$0.00
		7545	6508 Bell Bluff Ave San Diego, CA 92119, 3% Loan	Completed	HOME	\$61,575.00	\$61,575.00	\$0.00
		7546	2542 Caminito Espino San Diego, CA 92154, 3% Loan	Completed	HOME	\$73,475.00	\$73,475.00	\$0.00
		7547	2858 Casey St #B San Diego, CA 92139, 3% Loan	Completed	HOME	\$68,375.00	\$68,375.00	\$0.00
		7548	6668 Omega Dr. San Diego, CA 92139, 3% Loan	Completed	HOME	\$53,075.00	\$53,075.00	\$0.00
		7549	1631 Bayview Hts Dr #10 San Diego, CA 92105, 3% Loan	Completed	HOME	\$45,425.00	\$45,425.00	\$0.00
		7550	5702 Bates St. #23 San Diego, CA 92115, 3% Loan	Completed	HOME	\$55,625.00	\$55,625.00	\$0.00
		7551	5966 Rancho Mission Rd #230 San Diego, CA 92108, 3%	Completed	HOME	\$62,485.00	\$62,485.00	\$0.00
		7570	2765 Terrace Pine Dr. #B San Diego, CA 92173, 3% Loan	Completed	HOME	\$70,989.00	\$70,989.00	\$0.00
		7571	4115 Van Dyke Ave. San Diego, CA 92105, 3% Loan and	Completed	HOME	\$64,847.00	\$64,847.00	\$0.00
		7572	335 34th St. #8 San Diego, CA 92102, 3% Loan	Completed	HOME	\$52,225.00	\$52,225.00	\$0.00
		7575	1061 Madden Ave #B San Diego, CA 92154, 3% Loan and	Completed	HOME	\$73,870.00	\$73,870.00	\$0.00
		7576	5736 Laurretta St. #3 San Diego, CA 92110, 3% Loan and	Completed	HOME	\$58,643.71	\$58,643.71	\$0.00
		7577	2003 Dairy Mart Rd. #6 San Diego, CA 92173, 3% Loan and	Completed	HOME	\$57,169.54	\$57,169.54	\$0.00
		7578	2328 Tocayo Ave #70 San Diego, CA 92154, 3% Loan and	Completed	HOME	\$80,045.00	\$80,045.00	\$0.00
		7582	253 10th Ave. San Diego, CA 92101, 3% Loan and grant	Completed	HOME	\$57,719.00	\$57,719.00	\$0.00
		7583	9574 Carroll Canyon Rd. #255 San Diego, CA 92126, 3%	Completed	HOME	\$50,795.00	\$50,795.00	\$0.00
	Project Total					\$2,350,000.25	\$2,350,000.25	\$0.00
11	SDHC-HOME-RENTAL HOUSING	7536	Ulric Street Apartments	Open	HOME	\$1,500,000.00	\$1,125,000.00	\$375,000.00
		7537	The Orchard at Hilltop and Euclid	Open	HOME	\$4,300,000.00	\$3,225,000.00	\$1,075,000.00
	Project Total					\$5,800,000.00	\$4,350,000.00	\$1,450,000.00
12	SDHC-HOME-ADMINISTRATION	7464	Program Income Administration	Open	HOME	\$709,576.58	\$560,539.44	\$149,037.14
		7504	HOME ADMIN -2021	Open	HOME	\$577,952.60	\$365,341.57	\$212,611.03
	Project Total					\$1,287,529.18	\$925,881.01	\$361,648.17
13	SDHC-ESG ALL(includes admin and CV AND CV2)	7505	ESG 21-ADMIN (2021)	Open	HESG	\$2,617,708.00	\$1,636,965.21	\$980,742.79
		7508	SDHC HESG-RAPID REHOUSING-21	Open	HESG	\$339,143.00	\$339,143.00	\$0.00
		7509	SDHC HESG-SHELTER-21	Open	HESG	\$20,228,340.00	\$20,228,339.00	\$1.00
		7580	ESG-CV HMLSS PREVENT-21	Open	HESG	\$700,000.00	\$600,000.00	\$100,000.00
	Project Total					\$23,885,191.00	\$22,804,447.21	\$1,080,743.79
					CDBG	\$36,334,313.90	\$17,590,825.34	\$18,743,488.56
	Program Total				HESG	\$23,885,191.00	\$22,804,447.21	\$1,080,743.79
					HOME	\$9,437,529.43	\$7,625,881.26	\$1,811,648.17
	2020 Total					\$69,657,034.33	\$48,021,153.81	\$21,635,880.52
					CDBG	\$36,334,313.90	\$17,590,825.34	\$18,743,488.56
	Program Grand Total				HESG	\$23,885,191.00	\$22,804,447.21	\$1,080,743.79
					HOME	\$9,437,529.43	\$7,625,881.26	\$1,811,648.17
	Grand Total					\$69,657,034.33	\$48,021,153.81	\$21,635,880.52



U.S. Department of Housing and Urban Development
 Office of Community Planning and Development
 Integrated Disbursement and Information System
 CDBG Activity Summary Report (GPR) for Program Year 2020
 SAN DIEGO

Date: 27-Sep-2021
 Time: 15:06
 Page: 1

PGM Year: 2015
Project: 0002 - PUBLIC FACILITIES & IMPROVEMENTS
IDIS Activity: 6821 - CITY SD-CHOLLAS LAKE PK PLAYGROUND-16

Status: Completed 9/16/2021 12:00:00 AM **Objective:** Create suitable living environments
Location: 6350 College Grove Way San Diego, CA 92115-7244 **Outcome:** Availability/accessibility
Matrix Code: Neighborhood Facilities (03E) **National Objective:** LMA

Activity to prevent, prepare for, and respond to Coronavirus: No
Initial Funding Date: 10/05/2015

Description:
 Two new playgrounds including playground equipment, rubberized playground surfacing and accessible path of travel.

Financing

	Fund Type	Grant Year	Grant	Funded Amount	Drawn In Program Year	Drawn Thru Program Year
CDBG	EN	Pre-2015		\$1,939.37	\$0.00	\$0.00
		2014	B14MC060542		\$0.00	\$1,939.37
	PI			\$748,060.63	\$0.00	\$748,060.63
Total	Total			\$750,000.00	\$0.00	\$750,000.00

Proposed Accomplishments
 Public Facilities : 1
 Total Population in Service Area: 1,545
 Census Tract Percent Low / Mod: 54.05

Annual Accomplishments

Years	Accomplishment Narrative	# Benefitting
2015	1st/2nd/3rd QTR: Concepts to be developed by the landscape architect were approved; plans were pending completion. At FY 2016 year-end, the design was completed, as well as the archeological and resource survey. CDBG project activities are scheduled to be completed by December 31, 2016. The project activities completed and confirmation of LMI benefit will be reported for the FY 2017 period.	

2016 1ST QTR: Stormwater permits were pending approval.
 2ND QTR: Final stormwater compliance review pending.
 3RD QTR: Plans were approved; bid package was completed.
 4TH QTR: Project was advertised in April 2017; bids were opened in May 2017 and a contractor selected; the process of awarding the construction contract was pending completion.
 FY 2017 Year-End: The project plans were approved and the bid selection completed. The award to the contractor was pending. It is anticipated that the Notice to Proceed would be issued in mid-September 2017. CDBG project activities are scheduled to be completed by December 31, 2017. Project activities completed and confirmation of LMI benefit will be reported for the FY 2018 period.

2017 For Fiscal Year End 2018, work was completed on poured concrete in lower area and sidewalk new inlet, installed play structures in upper area, in process of installing play structures in lower area, backfilling with gravel, finishing last section of cobble wall. Construction is still ongoing and will carry forward into Fiscal Year 2019.

2018 For Fiscal Year 2019, facility was opened on 12/10/18, but closeout report was not submitted on time to be counted. Project will be counted in future CAPER.

2020 For fiscal year 2021 closeout, project is complete and serving clients. Improvements include: new concrete in lower area and sidewalk near park inlet, new play structures in upper area, new gravel, walkways, natural play logs setup, shade structure posts with concrete footings, fitness equipment, boat and bridge modifications, additional walls around boulders.

PGM Year: 2015
Project: 0002 - PUBLIC FACILITIES & IMPROVEMENTS
IDIS Activity: 6829 - CITY SD-NEW WALKWAYS AA-16

Status: Completed 9/16/2021 12:00:00 AM Objective: Create suitable living environments
 Location: jewell st san diego, CA 92109 Outcome: Availability/accessibility
 Matrix Code: Sidewalks (03L) National Objective: LMA

Activity to prevent, prepare for, and respond to Coronavirus: No

Initial Funding Date: 10/05/2015

Description:

New sidewalk at Jewell St from Oliver Ave to Pacific Beach Dr-\$100,000, 63rd St from Broadway to Imperial West Side-\$100,000, S Boundary St from Ocean View Blvd to T St, Linbrook Dr from Ulric St to Acari St-\$150,000, and Altadena Ave to Landis St to Wightman-\$76,000.

Financing

	Fund Type	Grant Year	Grant	Funded Amount	Drawn In Program Year	Drawn Thru Program Year
CDBG	EN	Pre-2015		\$45,035.93	\$0.00	\$0.00
		2013	B13MC060542		\$0.00	\$2,560.37
		2014	B14MC060542		\$0.00	\$42,475.56
		2015	B15MC060542	\$99,056.96	\$0.00	\$99,056.96
	PI			\$288,227.34	\$0.00	\$288,227.34
Total	Total			\$432,320.23	\$0.00	\$432,320.23

Proposed Accomplishments

Public Facilities : 5

Total Population in Service Area: 11,040
 Census Tract Percent Low / Mod: 75.09

Annual Accomplishments

Years	Accomplishment Narrative	# Benefitting
2015	2nd/3rd Quarter: The design phase was pending completion. At FY 2016 year-end, design work for new walkways were completed for three locations and the design phase in process for two locations. CDBG project activities are scheduled to be completed by February 28, 2017. These activities and confirmation of LMI benefit will be reported for the FY 2017 period.	
2016	1ST QTR: One location was in construction. 2ND QTR: Design was completed for three locations. FY 2017 Year End: The Jewell St-Oliver Ave to Pacific Beach Dr Sidewalk was constructed on the west side of Jewell St from Oliver Ave to Pacific Beach Drive as well as the Lindbrook Dr to Ulric St. sidewalk. CDBG project activities are scheduled to be completed by December 31, 2017. The additional project activities completed and confirmation of LMI benefit will be reported for the FY 2018 period.	
2017	For Fiscal Year end 2018, the Altadena Ave. to Landis St. to Wightman sidewalks were completed. Construction on the Martin Luther King to Charlene to Tiffin Sidewalk is also moving along and is about 60% completed. Project will move forward into the following fiscal year.	
2018	For fiscal year 2019 year end, construction has not completed on all planned sidewalks and activity will move forward into the next fiscal year.	
2019	For Fiscal year 2020 year end, the 63rd to Broadway to Imperial Avenue/Akins sidewalk was completed as well as the South Boundary to Ocean View sidewalk was completed. Planned sidewalks are completed but retention is on hold and activity should close in fiscal year 2021.	

PGM Year:	2015
Project:	0002 - PUBLIC FACILITIES & IMPROVEMENTS
IDIS Activity:	6871 - CITY SD-NEW WALKWAYS-16

Status:	Completed 9/16/2021 12:00:00 AM	Objective:	Create suitable living environments
Location:	Market St San Diego, CA 92114	Outcome:	Availability/accessibility
		Matrix Code:	Sidewalks (03L)
		National Objective:	LMA

Activity to prevent, prepare for, and respond to Coronavirus: No

Initial Funding Date: 10/05/2015

Description:

Neighborhood Infrastructure Improvements: construction of new sidewalks at five locations.

These five locations are Market St, Euclid Ave to Pitta St B15048; Euclid Ave, Home Ave to Altadena Ave B16051; 31st St, Cedar St to Elm St B14156; Sparling St, Thorns St to Streamview Dr B14161; Holabird St, Rainier Ave to Glacier Ave B16050; & Highland Ave between El Cajon Blvd And Monroe Ave B16122.

Financing

	Fund Type	Grant Year	Grant	Funded Amount	Drawn In Program Year	Drawn Thru Program Year
CDBG	EN	Pre-2015		\$20,091.35	\$0.00	\$0.00
		2013	B13MC060542		\$0.00	\$4,879.39
		2014	B14MC060542		\$0.00	\$15,211.96
		2015	B15MC060542	\$66,818.64	\$0.00	\$66,818.64
		2016	B16MC060542	\$56,730.75	\$0.00	\$56,730.75
	PI			\$455,981.54	\$0.00	\$455,981.54
Total	Total			\$599,622.28	\$0.00	\$599,622.28

Proposed Accomplishments

Public Facilities : 5
Total Population in Service Area: 7,770
Census Tract Percent Low / Mod: 67.76

Annual Accomplishments

Years	Accomplishment Narrative	# Benefitting
2015	At FY 2016 year-end, construction was completed on the first segment (Euclid to 54th). The design was completed for the 31st-Cedar to Elm sidewalk. The design was in the process of being completed for the other locations. CDBG project activities are scheduled to be completed by March 31, 2017. These activities and confirmation of LMI benefit will be reported for the FY 2017 period.	
2016	1ST/2ND QTR: Construction begun on 54th to Pitta segment; design phase was still pending completion for other locations. 3RD/4TH QTR: Construction was completed on the 54th to Pitta segment; design was still pending completion for other locations. FY 2017 Year-End: The Market St-Euclid to Pitta St. sidewalk was constructed on the south side of Market St from Euclid Ave to Pitta St. The Euclid Ave to Home Ave to Altadena sidewalk was also completed. Sidewalk construction is ongoing and activity will continue into next fiscal year.	
2017	For Fiscal Year 2018 year end, the 31st St. to Elm St to Cedar Ave sidewalk was completed. The Highland Ave. between El Cajon Blvd and Monroe Ave was completed. Other sidewalk projects are still ongoing and activity will move forward into the next fiscal year.	
2019	For Fiscal Year 2020 year end, the Sparking St to Thorn St to Streamview Dr. sidewalk was completed as well as the Holabird St. to Rainier Ave. to Glacier Ave. sidewalk was completed. Planned sidewalk projects for this activity have been completed but due to retention, activity will be closed out in fiscal year 2021.	

PGM Year:	2016
Project:	0096 - PUBLIC FACILITIES AND INFRASTRUCTURE
IDIS Activity:	6942 - PARK DE LA CRUZ NEIGH PARK-17

Status:	Completed 6/15/2021 12:00:00 AM	Objective:	Create suitable living environments
Location:	3901 Landis St San Diego, CA 92105-2428	Outcome:	Availability/accessibility
		Matrix Code:	Neighborhood Facilities (03E)
		National Objective:	LMA

Activity to prevent, prepare for, and respond to Coronavirus: No

Initial Funding Date: 10/05/2016

Description:

Park de la Cruz Community Center Improvements will complete interior and exterior ADA compliance improvements; fire safety and energy efficiency improvements; upgrade lighting and power systems.

Financing

	Fund Type	Grant Year	Grant	Funded Amount	Drawn In Program Year	Drawn Thru Program Year
CDBG	EN	Pre-2015		\$335,327.00	\$0.00	\$0.00
		2014	B14MC060542		\$0.00	\$335,327.00
	PI			\$4,664,673.00	\$0.00	\$4,664,673.00
Total	Total			\$5,000,000.00	\$0.00	\$5,000,000.00

Proposed Accomplishments

Total Population in Service Area: 1,195
 Census Tract Percent Low / Mod: 80.75

Annual Accomplishments

Years	Accomplishment Narrative	# Benefitting
2016	1ST QTR: Design was pending completion. 2ND QTR: Design work was at 90% completion; anticipating to advertise in March 2017. 3RD QTR: Construction plans and specifications were completed. 4TH QTR: The project was advertised on April 6th; a Mandatory Pre-Bid Meeting took place on April 13th and a Voluntary Site Visit at the site was held on the same date with potential bidders; the bids were opened in May 2017 and a contractor selected; the process of awarding the construction contract was pending completion. FY 2017 Year-End: The project plans were approved, the bid selection was completed, and a contractor was selected. The Pre-Construction meeting and the Notice to Proceed issued on August 1, 2017. Construction was scheduled to begin in July 2017, with construction duration anticipated to be 220 working days. Project activities completed and confirmation of LMI benefit will be reported for the FY 2018 period.	
2017	For Fiscal Year 2018 year end, construction is ongoing. Demolition is complete including HVAC improvements, rough carpentry on stairways, stairs improved, asbestos abatement completed. Began installation of new sanitary sewer for floor draining to the south. Construction completed on plumbing, electrical, and fire alarm fire sprinkler system upgrades. Project needs to remove skylights, install new curbs, and install new skylights. Project will continue into Fiscal Year 2019.	
2018	For Fiscal Year 2019 year end report, construction is ongoing. Updates include kitchen plumbing and gas lines complete, door frames window openings complete, drywall, installed ceramic tile in all restrooms, new skylights completed, painted interior of rec center. Still need to complete window glazing and caulking, and continuing to work on HVAC ducts and insulation. Project will move forward into Fiscal Year 2020.	
2019	For Fiscal Year 2020 year end, construction was completed but closeout report was not submitted in time for FY 2020 CAPER. Accomplishments will be reported in IDIS activity 7042 and will be counted in FY 2021 CAPER.	

PGM Year: 2017

Project: 0001 - CDBG ADMINISTRATION
IDIS Activity: 7036 - HUD ADMINISTRATION-18

Status: Completed 3/30/2021 6:40:20 AM
 Location: ,

Objective:
 Outcome:
 Matrix Code: General Program Administration (21A) National Objective:

Activity to prevent, prepare for, and respond to Coronavirus: No
Initial Funding Date: 01/03/2018

Description:
 City of San Diego administrative costs directly related to administering the CDBG Program to ensure compliance with all HUD planning and community development activities provided to City residents and businesses, as well as fair housing services.
 The Nonprofit Accelerator program is also funded through administration.

Financing

	Fund Type	Grant Year	Grant	Funded Amount	Drawn In Program Year	Drawn Thru Program Year
CDBG	EN	Pre-2015		\$31,424.34	\$0.00	\$0.00
		2014	B14MC060542		\$0.00	\$31,424.34
		2016	B16MC060542	\$6,267.81	\$0.00	\$6,267.81
		2017	B17MC060542	\$779,403.08	\$0.00	\$779,403.08
	PI		\$4,466,670.92	\$0.00	\$4,466,670.92	
Total	Total			\$5,283,766.15	\$0.00	\$5,283,766.15

Proposed Accomplishments

Actual Accomplishments

<i>Number assisted:</i>	Owner		Renter		Total		Person	
	Total	Hispanic	Total	Hispanic	Total	Hispanic	Total	Hispanic
White:					0	0		
Black/African American:					0	0		
Asian:					0	0		
American Indian/Alaskan Native:					0	0		
Native Hawaiian/Other Pacific Islander:					0	0		
American Indian/Alaskan Native & White:					0	0		
Asian White:					0	0		
Black/African American & White:					0	0		
American Indian/Alaskan Native & Black/African American:					0	0		
Other multi-racial:					0	0		
Asian/Pacific Islander:					0	0		
Hispanic:					0	0		
Total:	0	0	0	0	0	0	0	0
Female-headed Households:					0			

Income Category:

	Owner	Renter	Total	Person
Extremely Low			0	
Low Mod			0	
Moderate			0	
Non Low Moderate			0	
Total	0	0	0	0
Percent Low/Mod				

Annual Accomplishments

No data returned for this view. This might be because the applied filter excludes all data.

PGM Year:	2017
Project:	0003 - PUBLIC FACILITIES AND INFRASTRUCTURE
IDIS Activity:	7039 - BAY TERRACES COMMUNITY CTR-18

Status:	Open	Objective:	Create suitable living environments
Location:	7373 Tooma St San Diego, CA 92139-2938	Outcome:	Availability/accessibility
		Matrix Code:	Neighborhood Facilities (03E)
		National Objective:	LMA

Activity to prevent, prepare for, and respond to Coronavirus: No

Initial Funding Date: 01/03/2018

Description:

Completion of design phase for a new senior community center.

Financing

	Fund Type	Grant Year	Grant	Funded Amount	Drawn In Program Year	Drawn Thru Program Year
CDBG	EN	2015	B15MC060542	\$15,138.77	\$0.00	\$15,138.77
		2016	B16MC060542	\$11,298.89	\$0.00	\$11,298.89
		2017	B17MC060542	\$82,306.39	\$0.00	\$82,306.39
		2019	B19MC060542	\$157,166.49	\$0.00	\$0.00
	PI			\$234,089.46	\$2,075.18	\$234,089.46
Total	Total			\$500,000.00	\$2,075.18	\$342,833.51

Proposed Accomplishments

Annual Accomplishments

Years	Accomplishment Narrative	# Benefitting
2017	For Fiscal Year 2018 year end, design work is still ongoing. Accomplishment data will be associated with IDIS-7223 on construction activities.	

PGM Year:	2017
Project:	0003 - PUBLIC FACILITIES AND INFRASTRUCTURE

IDIS Activity: 7041 - MEMORIAL COMM PARK PLAYGRD ADA-18

Status: Completed 6/27/2019 12:00:00 AM

Location: 2902 Marcy Ave San Diego, CA 92113-2416

Objective: Create suitable living environments

Outcome: Availability/accessibility

Matrix Code: Parks, Recreational Facilities (03F)

National Objective: LMA

Activity to prevent, prepare for, and respond to Coronavirus: No

Initial Funding Date: 01/03/2018

Description:

Improvements to existing playground and comfort station including new play equipment and playground surfacing, upgraded restroom facilities, walkway improvements and new park benches, tables and drinking fountain.

Financing

	Fund Type	Grant Year	Grant	Funded Amount	Drawn In Program Year	Drawn Thru Program Year
CDBG	EN	2017	B17MC060542	\$66,720.51	\$0.00	\$66,720.51
	PI			\$1,233,279.49	\$958.81	\$1,233,279.49
Total	Total			\$1,300,000.00	\$958.81	\$1,300,000.00

Proposed Accomplishments

Public Facilities : 1

Total Population in Service Area: 1,360

Census Tract Percent Low / Mod: 94.12

Annual Accomplishments

<u>Years</u>	<u>Accomplishment Narrative</u>	<u># Benefitting</u>
2017	For Fiscal Year 2018 year end, delays in the procurement process led project to begin later than anticipated. Project began construction in April of 2018 and will continue construction until completion.	
2018	For Fiscal Year 2019 year end, project did not complete in this year and construction is ongoing. Anticipated completion of construction is September 2019 and project is estimated to be fully completed by early 2020.	
2019	For Fiscal Year 2020 closeout, project is complete is available for services to the public. Improvements include construction of American with Disabilities Act (ADA) upgrades to the existing playground and comfort station within Memorial Community Park, as well as associated path of travel requirements. ADA upgrades completed include new play equipment, upgraded comfort station (restroom), accessible safety surfacing, benches, drinking fountain, and walkway improvements.	

PGM Year: 2017

Project: 0003 - PUBLIC FACILITIES AND INFRASTRUCTURE

IDIS Activity: 7042 - PARK DE LA CRUZ COMMUNITY CTR-18

Status: Open

Location: 3901 Landis St San Diego, CA 92105-2428

Objective: Create suitable living environments

Outcome: Availability/accessibility

Matrix Code: Neighborhood Facilities (03E)

National Objective: LMA

Activity to prevent, prepare for, and respond to Coronavirus: No

Initial Funding Date: 01/03/2018

Description:

Interior and exterior tenant and Americans with Disabilities (ADA) improvements including renovation of restrooms and program spaces, installation of new fire suppression system, communication system, modular elevator, windows, HVAC systems, building roof, flooring, lighting and power systems.

Financing

	Fund Type	Grant Year	Grant	Funded Amount	Drawn In Program Year	Drawn Thru Program Year
CDBG	EN	2015	B15MC060542	\$3,336.80	\$0.00	\$3,336.80
		2016	B16MC060542	\$15,874.08	\$0.00	\$15,874.08
		2017	B17MC060542	\$2,119,784.95	\$0.00	\$1,901,817.56
	PI			\$1,561,004.17	\$116,417.83	\$1,561,004.17
Total	Total			\$3,700,000.00	\$116,417.83	\$3,482,032.61

Proposed Accomplishments

Public Facilities : 1
 Total Population in Service Area: 1,225
 Census Tract Percent Low / Mod: 94.29

Annual Accomplishments

Years	Accomplishment Narrative	# Benefitting
2020	For fiscal year 2021 closeout, construction has completed and project is serving clients. Total improvements include: Remodeling of existing restrooms make them ADA accessible, remodeling of existing locker/shower rooms into program spaces and storage, general renovation of all spaces within the building, includes new flooring, paint, ceiling and finishes, new lighting throughout, new HVAC systems throughout, code upgrades including widening doorways, signage, assistive listening systems, fire alarm system, upgrade of the HVAC and lighting controls system, installation of code compliant fire suppression system, fire safety improvements, new modular elevator to provide access to all levels of the building, HVAC system for the gymnasium, new windows and upgrade to steel windows, removal boilers and equipment that was serving the pool, which is now unused, exterior facade improvements include new stucco color coat, custom built-in gutter system, lobby upgrades to include rebuilding the front reception desk, specialty ceiling and wall treatments, roof replacements, interior furnishing, energy efficient interior lighting, furnishings, and related improvements.	

PGM Year:	2017
Project:	0003 - PUBLIC FACILITIES AND INFRASTRUCTURE
IDIS Activity:	7043 - SILVER WING PK BALLFIELD LIGHT-18
Status:	Completed 6/2/2021 12:00:00 AM
Location:	3737 Arey Dr San Diego, CA 92154-2423
Objective:	Create suitable living environments
Outcome:	Availability/accessibility
Matrix Code:	Parks, Recreational Facilities (03F)
National Objective:	LMA

Activity to prevent, prepare for, and respond to Coronavirus: No

Initial Funding Date: 01/03/2018

Description:

	Total	Hispanic	Total	Hispanic	Total	Hispanic	Total	Hispanic
White:	0	0	0	0	0	0	5	1
Black/African American:	0	0	0	0	0	0	2	0
Asian:	0	0	0	0	0	0	1	0
American Indian/Alaskan Native:	0	0	0	0	0	0	2	2
Native Hawaiian/Other Pacific Islander:	0	0	0	0	0	0	0	0
American Indian/Alaskan Native & White:	0	0	0	0	0	0	0	0
Asian White:	0	0	0	0	0	0	0	0
Black/African American & White:	0	0	0	0	0	0	0	0
American Indian/Alaskan Native & Black/African American:	0	0	0	0	0	0	0	0
Other multi-racial:	0	0	0	0	0	0	2	0
Asian/Pacific Islander:	0	0	0	0	0	0	0	0
Hispanic:	0	0	0	0	0	0	0	0
Total:	0	0	0	0	0	0	12	3

Female-headed Households: 0 0 0

Income Category:

	Owner	Renter	Total	Person
Extremely Low	0	0	0	3
Low Mod	0	0	0	5
Moderate	0	0	0	3
Non Low Moderate	0	0	0	1
Total	0	0	0	12
Percent Low/Mod				91.7%

Annual Accomplishments

Years	Accomplishment Narrative	# Benefitting
2017	For Fiscal Year 2018, the CDC Small Business Finance worked with the City to define loan product, policy, and guidelines. Identified future partners in marketing the loan including Logan Heights CDC, San Ysidro Chamber of Commerce, San Diego Diamond BID, and City Heights CDC. Will continue to establish ongoing training with partners in LMI communities to pre-qualify prospective borrowers for the loan program.	

PGM Year:	2017
Project:	0002 - ECONOMIC DEVELOPMENT/SMALL BUSINESS ASSISTANCE
IDIS Activity:	7048 - CDC SM BUS FIN-CW ED IMPACT-18

Status:	Open	Objective:	Create economic opportunities
Location:	1200 3rd Ave San Diego, CA 92101-4110	Outcome:	Availability/accessibility
		Matrix Code:	ED Direct Financial Assistance to For- National Objective: LMJ

Activity to prevent, prepare for, and respond to Coronavirus: No

Initial Funding Date: 01/18/2018

Description:

Low-interest loan capital to selected Community Based Lending Organizations to provide loans to small businesses located in CDBG-eligible communities.

Financing

	Fund Type	Grant Year	Grant	Funded Amount	Drawn In Program Year	Drawn Thru Program Year
CDBG	PI			\$1,000,000.00	\$0.00	\$1,000,000.00
Total	Total			\$1,000,000.00	\$0.00	\$1,000,000.00

Proposed Accomplishments

Jobs : 1

Actual Accomplishments

Number assisted:

	Owner		Renter		Total		Person	
	Total	Hispanic	Total	Hispanic	Total	Hispanic	Total	Hispanic
White:	0	0	0	0	0	0		0
Black/African American:	0	0	0	0	0	0	0	0
Asian:	0	0	0	0	0	0	0	0
American Indian/Alaskan Native:	0	0	0	0	0	0	0	0
Native Hawaiian/Other Pacific Islander:	0	0	0	0	0	0	0	0
American Indian/Alaskan Native & White:	0	0	0	0	0	0	0	0
Asian White:	0	0	0	0	0	0	0	0
Black/African American & White:	0	0	0	0	0	0	0	0
American Indian/Alaskan Native & Black/African American:	0	0	0	0	0	0	0	0
Other multi-racial:	0	0	0	0	0	0	0	0
Asian/Pacific Islander:	0	0	0	0	0	0	0	0
Hispanic:	0	0	0	0	0	0	0	0
Total:	0	0	0	0	0	0	0	0

Female-headed Households: 0 0 0

Income Catearv:

	Owner	Renter	Total	Person
Extremely Low	0	0	0	0
Low Mod	0	0	0	0
Moderate	0	0	0	0
Non Low Moderate	0	0	0	0
Total	0	0	0	0
Percent Low/Mod				

Annual Accomplishments

No data returned for this view. This might be because the applied filter excludes all data.

PGM Year: 2017

Project: 0005 - HOMELESSNESS
IDIS Activity: 7059 - CITY SD-ED-HOMELESS FAC ACQ-18

Status: Completed 9/16/2021 12:00:00 AM Objective: Create suitable living environments
 Location: 1788 Palm Ave San Diego, CA 92154-1149 Outcome: Availability/accessibility
 Matrix Code: Acquisition of Real Property (01) National Objective: LMC

Activity to prevent, prepare for, and respond to Coronavirus: No
Initial Funding Date: 10/06/2017

Description:
 To purchase property to serve as Homeless Services Facility.
 Reprogram
 6943BF1000003-17CITYSD-NEIL GOOD DAY 150,000.00
 6957DF1000003-17SPRGBD-HOMEOWN 214,495.73

Financing

	Fund Type	Grant Year	Grant	Funded Amount	Drawn In Program Year	Drawn Thru Program Year
CDBG	PI			\$6,648,993.50	\$0.00	\$6,648,993.50
Total	Total			\$6,648,993.50	\$0.00	\$6,648,993.50

Proposed Accomplishments

Actual Accomplishments

<i>Number assisted:</i>	Owner		Renter		Total		Person	
	Total	Hispanic	Total	Hispanic	Total	Hispanic	Total	Hispanic
White:	0	0	0	0	0	0	0	0
Black/African American:	0	0	0	0	0	0	0	0
Asian:	0	0	0	0	0	0	0	0
American Indian/Alaskan Native:	0	0	0	0	0	0	0	0
Native Hawaiian/Other Pacific Islander:	0	0	0	0	0	0	0	0
American Indian/Alaskan Native & White:	0	0	0	0	0	0	0	0
Asian White:	0	0	0	0	0	0	0	0
Black/African American & White:	0	0	0	0	0	0	0	0
American Indian/Alaskan Native & Black/African American:	0	0	0	0	0	0	0	0
Other multi-racial:	0	0	0	0	0	0	0	0
Asian/Pacific Islander:	0	0	0	0	0	0	0	0
Hispanic:	0	0	0	0	0	0	0	0
Total:	0	0	0	0	0	0	0	0
Female-headed Households:	0		0		0			

Income Category:

Owner Renter Total Person

Extremely Low	0	0	0	0
Low Mod	0	0	0	0
Moderate	0	0	0	0
Non Low Moderate	0	0	0	0
Total	0	0	0	0
Percent Low/Mod				

Annual Accomplishments

Years	Accomplishment Narrative	# Benefitting
2017	For fiscal year 2018, construction has started and estimated construction completion is June of 2019. Accomplishment data will be linked to IDIS 7127.	

PGM Year:	2017
Project:	0006 - PUBLIC SERVICES & FACILITIES
IDIS Activity:	7070 - JACOBS CTR-CHOLLAS GATEWAYS-18

Status:	Completed 10/27/2020 12:00:00 AM	Objective:	Create suitable living environments
Location:	404 Euclid Ave San Diego, CA 92114-2221	Outcome:	Availability/accessibility
		Matrix Code:	Neighborhood Facilities (03E)
		National Objective:	LMA

Activity to prevent, prepare for, and respond to Coronavirus: No

Initial Funding Date: 01/03/2018

Description:

Add two community gateways and three permanent shade structures at the 2.6-acre Northwest Village Chollas Creek linear park.

Financing

	Fund Type	Grant Year	Grant	Funded Amount	Drawn In Program Year	Drawn Thru Program Year
CDBG	EN	2016	B16MC060542	\$182,753.75	\$0.00	\$182,753.75
Total	Total			\$182,753.75	\$0.00	\$182,753.75

Proposed Accomplishments

Public Facilities : 1
 Total Population in Service Area: 14,850
 Census Tract Percent Low / Mod: 75.56

Annual Accomplishments

Years	Accomplishment Narrative	# Benefitting
2017	1ST & 2ND QTRS: As of December 2017, no accomplishments to report. Preliminary designs will be completed in January 2018.	

2018 For Fiscal Year 2019 Year end report, year was spent planning for project, working with engineers and the City on permits, and administrative matters to move project forward. The City and JCNi began work in earnest on preparing and reviewing bid documents in June of 2018. Looking forward, the anticipated advertising (per Federal and City regulations) for bids for this project in July 2018. At this time, the project will not be completed by the end date of June 30, 2019.

2019 For Fiscal Year 2020 closeout report, Jacobs Center for Neighborhood Innovation (JCNi) spent 2019 following the City and HUD procedures for the advertisement, procurement, evaluation and selection of a qualified subcontractor and construction manager for this project. The first round of bids for this project was received and evaluated in September 2018. Work on the project was completed at the very end of the fiscal year 2019, client benefit had not been fully realized as of June 30, 2019. Artwork (Gateways) and the shade structures along with another federally funded (NEA) art project lend themselves to beautifying the community. The Gateways and Shade Structures project along with the NEA funded artwork were celebrated with a community wide unveiling in July (non-Federal funds) the event was a success and was well attended by the community, JCNi staff, City Staff, City Council members and other community leaders.

PGM Year: 2017

Project: 0006 - PUBLIC SERVICES & FACILITIES

IDIS Activity: 7127 - CITY SD-ED-HOMELESS FAC REHAB

Status: Completed 9/16/2021 12:00:00 AM Objective: Create suitable living environments
 Location: 1788 Palm Ave San Diego, CA 92154-1149 Outcome: Availability/accessibility
 Matrix Code: Homeless Facilities (not operating) National Objective: LMC

Activity to prevent, prepare for, and respond to Coronavirus: No

Initial Funding Date: 01/03/2018

Description:

To complete rehabilitation to a Homeless Facility.

Financing

	Fund Type	Grant Year	Grant	Funded Amount	Drawn In Program Year	Drawn Thru Program Year
CDBG	EN	Pre-2015		\$306,258.09	\$0.00	\$0.00
		2014	B14MC060542		\$0.00	\$306,258.09
		2015	B15MC060542	\$483,148.73	\$0.00	\$483,148.73
		2019	B19MC060542	\$181.22	\$165.53	\$165.53
	PI		\$5,684,682.10	\$196,693.18	\$5,684,682.10	
Total	Total			\$6,474,270.14	\$196,858.71	\$6,474,254.45

Proposed Accomplishments

Public Facilities : 1

Actual Accomplishments

Number assisted:

Owner		Renter		Total		Person	
Total	Hispanic	Total	Hispanic	Total	Hispanic	Total	Hispanic

White:	0	0	0	0	0	0	187	149
Black/African American:	0	0	0	0	0	0	166	8
Asian:	0	0	0	0	0	0	3	0
American Indian/Alaskan Native:	0	0	0	0	0	0	5	1
Native Hawaiian/Other Pacific Islander:	0	0	0	0	0	0	6	0
American Indian/Alaskan Native & White:	0	0	0	0	0	0	4	4
Asian White:	0	0	0	0	0	0	0	0
Black/African American & White:	0	0	0	0	0	0	10	1
American Indian/Alaskan Native & Black/African American:	0	0	0	0	0	0	9	1
Other multi-racial:	0	0	0	0	0	0	10	4
Asian/Pacific Islander:	0	0	0	0	0	0	0	0
Hispanic:	0	0	0	0	0	0	0	0
Total:	0	0	0	0	0	0	400	168

Female-headed Households: 0 0 0

Income Catearv:

	Owner	Renter	Total	Person
Extremely Low	0	0	0	392
Low Mod	0	0	0	6
Moderate	0	0	0	2
Non Low Moderate	0	0	0	0
Total	0	0	0	400
Percent Low/Mod				100.0%

Annual Accomplishments

Years	Accomplishment Narrative	# Benefitting
2017	As part of the acquisition (IDIS-7059), facility was acquired and accomplishments will be reported within this activity. Construction had just begun in Fiscal year 2018 and will continue in the following years.	
2018	For fiscal year 2019 year-end, construction is ongoing and will continue into the following year.	
2019	For fiscal year 2020, construction is complete and facility is assisting clients. Construction documents and demographic information needed, project is tentatively scheduled to be closed out in fiscal year 2021.	

Other multi-racial:	0	0	0	0	0	0	0	0	0
Asian/Pacific Islander:	0	0	0	0	0	0	0	0	0
Hispanic:	0	0	0	0	0	0	0	0	0
Total:	0	0	0	0	0	0	0	0	0

Female-headed Households: 0 0 0

Income Category:

	Owner	Renter	Total	Person
Extremely Low	0	0	0	0
Low Mod	0	0	0	0
Moderate	0	0	0	0
Non Low Moderate	0	0	0	0
Total	0	0	0	0

Percent Low/Mod

Annual Accomplishments

Years	Accomplishment Narrative	# Benefitting
-------	--------------------------	---------------

2017 For fiscal year 2018, property was acquired. Project is linked to IDIS 7234 and accomplishment data will be reported in that activity.

PGM Year: 2018

Project: 0002 - Public Services and Facilities

IDIS Activity: 7177 - CASA FAMILIAR INC-19

Status: Completed 11/4/2020 12:00:00 AM

Location: 119 W Hall Ave San Diego, CA 92173-2514

Objective: Create suitable living environments

Outcome: Availability/accessibility

Matrix Code: Other Public Services Not Listed in

National Objective: LMC

Activity to prevent, prepare for, and respond to Coronavirus: No

Initial Funding Date: 11/09/2018

Description:

Financial Education & Empowerment: Provides free bilingual financial coaching to primarily Hispanic/Latino LMI individuals to increase financial security and promote self-sufficiency.

Financing

	Fund Type	Grant Year	Grant	Funded Amount	Drawn In Program Year	Drawn Thru Program Year
CDBG	EN	2015	B15MC060542	\$13,362.85	\$0.00	\$13,362.85
		2016	B16MC060542	\$4,342.29	\$0.00	\$4,342.29
	PI			\$82,294.86	\$0.00	\$82,294.86
Total	Total			\$100,000.00	\$0.00	\$100,000.00

Proposed Accomplishments

People (General) : 300

Actual Accomplishments

Number assisted:

	Owner		Renter		Total		Person	
	Total	Hispanic	Total	Hispanic	Total	Hispanic	Total	Hispanic
White:	0	0	0	0	0	0	281	253
Black/African American:	0	0	0	0	0	0	11	0
Asian:	0	0	0	0	0	0	5	0
American Indian/Alaskan Native:	0	0	0	0	0	0	2	0
Native Hawaiian/Other Pacific Islander:	0	0	0	0	0	0	0	0
American Indian/Alaskan Native & White:	0	0	0	0	0	0	1	0
Asian White:	0	0	0	0	0	0	0	0
Black/African American & White:	0	0	0	0	0	0	0	0
American Indian/Alaskan Native & Black/African American:	0	0	0	0	0	0	0	0
Other multi-racial:	0	0	0	0	0	0	12	6
Asian/Pacific Islander:	0	0	0	0	0	0	0	0
Hispanic:	0	0	0	0	0	0	0	0
Total:	0	0	0	0	0	0	312	259
Female-headed Households:	0		0		0			

Income Category:

	Owner	Renter	Total	Person
Extremely Low	0	0	0	181
Low Mod	0	0	0	102
Moderate	0	0	0	29
Non Low Moderate	0	0	0	0
Total	0	0	0	312
Percent Low/Mod				100.0%

Annual Accomplishments

Years	Accomplishment Narrative	# Benefiting
--------------	---------------------------------	---------------------

2018 For 1st and 2nd quarter of Fiscal Year 2019, 105 clients have been assisted. For Fiscal Year 2019 Closeout, 312 clients were assisted. Casa Familiar with the partnership of Dreams for Change and The Urban League of San Diego was able to meet and surpass its goal of assisting 300 community members of a low- and moderate-income in its target areas of Downtown San Diego, City Heights, and San Ysidro during FY19.

During this time Casa Familiars Ventailla De Asesoría Financiera which is located at the Mexican Consulate in San Diego was able to provide financial education and empowerment workshops both in the waiting areas of consulate itself and local community events and fairs where basic financial education was presented to empower individuals to take a more proactive approach towards their finances.

After initial engagement clients were scheduled for one on one financial coaching appointments at all four of our partner sites where they could work on their goals comprised of our educational modules which include: Borrowing Basics, Savings, Goals & Spending Plans, Debt Management, and First Time Homebuyer Education. Our financial coaches would set individual goals and then set 3 individual milestones at 3, 6, and 12 month increments where clients could see the progression of their efforts and tackle smaller tasks that would result in the overall success of individual goals.

Along with financial coaching and education we were also able to support families with free tax information and preparation with our four partner locations. This service was done with the support of the Volunteer Income Tax Assistance (VITA). Clients were able not only to receive answers to their tax questions, and assistance with pretax documentation such as ITIN application and renewals, but also receive individual and personalized bilingual support to insure that they would have all documentation necessary submitted to file their tax forms for the year.

2019 For Fiscal Year 2020 Closeout, 312 clients were assisted. Casa Familiar with the partnership of Dreams for Change and The Urban League of San Diego was able to meet and surpass its goal of assisting 300 community members of a low- and moderate-income in its target areas of Downtown San Diego, City Heights, and San Ysidro during FY19.

During this time Casa Familiars Ventailla De Asesoría Financiera which is located at the Mexican Consulate in San Diego was able to provide financial education and empowerment workshops both in the waiting areas of consulate itself and local community events and fairs where basic financial education was presented to empower individuals to take a more proactive approach towards their finances.

After initial engagement clients were scheduled for one on one financial coaching appointments at all four of our partner sites where they could work on their goals comprised of our educational modules which include: Borrowing Basics, Savings, Goals & Spending Plans, Debt Management, and First Time Homebuyer Education. Our financial coaches would set individual goals and then set 3 individual milestones at 3, 6, and 12 month increments where clients could see the progression of their efforts and tackle smaller tasks that would result in the overall success of individual goals.

Along with financial coaching and education we were also able to support families with free tax information and preparation with our four partner locations. This service was done with the support of the Volunteer Income Tax Assistance (VITA). Clients were able not only to receive answers to their tax questions, and assistance with pretax documentation such as ITIN application and renewals, but also receive individual and personalized bilingual support to insure that they would have all documentation necessary submitted to file their tax forms for the year.

PGM Year: 2018

Project: 0002 - Public Services and Facilities

IDIS Activity: 7180 - CENTRO SAN YSIDRO-HEALTH-19

Status: Open

Objective: Create suitable living environments

Location: 1275 30th St San Diego, CA 92154-3476

Outcome: Availability/accessibility

Matrix Code: Health Facilities (03P)

National Objective: LMC

Activity to prevent, prepare for, and respond to Coronavirus: No

Initial Funding Date: 11/09/2018

Description:

San Ysidro Health Solar Power Project (SPP) Purchase and install solar power and energy storage system for Senior Health complex

Financing

	Fund Type	Grant Year	Grant	Funded Amount	Drawn In Program Year	Drawn Thru Program Year
CDBG	EN	2019	B19MC060542	\$112,798.95	\$0.00	\$0.00
	PI			\$454,479.05	\$454,479.05	\$454,479.05
Total	Total			\$567,278.00	\$454,479.05	\$454,479.05

Proposed Accomplishments

Public Facilities : 1

Actual Accomplishments

Number assisted:

	Owner		Renter		Total		Person	
	Total	Hispanic	Total	Hispanic	Total	Hispanic	Total	Hispanic
White:	0	0	0	0	0	0	20	15
Black/African American:	0	0	0	0	0	0	4	1
Asian:	0	0	0	0	0	0	38	2
American Indian/Alaskan Native:	0	0	0	0	0	0	1	0
Native Hawaiian/Other Pacific Islander:	0	0	0	0	0	0	1	1
American Indian/Alaskan Native & White:	0	0	0	0	0	0	0	0
Asian White:	0	0	0	0	0	0	0	0
Black/African American & White:	0	0	0	0	0	0	0	0
American Indian/Alaskan Native & Black/African American:	0	0	0	0	0	0	0	0
Other multi-racial:	0	0	0	0	0	0	0	0
Asian/Pacific Islander:	0	0	0	0	0	0	0	0
Hispanic:	0	0	0	0	0	0	0	0
Total:	0	0	0	0	0	0	64	19

Female-headed Households:

0 0 0

Income Catearv:

	Owner	Renter	Total	Person
Extremely Low	0	0	0	61
Low Mod	0	0	0	3

Moderate	0	0	0	0
Non Low Moderate	0	0	0	0
Total	0	0	0	64
Percent Low/Mod				100.0%

Annual Accomplishments

Years	Accomplishment Narrative	# Benefitting
--------------	---------------------------------	----------------------

2018 For Fiscal Year 2019 year end report, the project is still under construction and is not complete. San Ysidro Health Center (SYHC) is continuing to make progress on its solar panel purchase and installation project for its Senior Health Center complex. There were four prospective bidders who attended the Bidders Conference (July 2019); two out of the four submitted bids in August 2019. SYHC is in the process of reviewing these two bids.

2019 For Fiscal Year 2020 year end, construction is ongoing and project will continue into FY 2021.

2020 For Fiscal year 2021 closeout, project is complete and 64 clients have improved access to facility. San Ysidro Health Center received funds to purchase and install solar panels for its Senior Health Complex (SHC). Project activities were implemented according to plan, even with COVID-19 pandemic challenges. Contractor Selection: After a competitive bid process, SY Health selected Baker Electric as the contractor for the project. Plan Review: Electrical and structural plans were reviewed by the City from May to July 2020. Construction: After a final job walk (August 19), installation activities started on August 31. SYHealth held standing meetings with Baker Electric to monitor progress. Project Completion: Installation was completed on September 25 and SYHealth passed final inspection with the City on October 2. Challenges: The CDBG period overlapped with the pandemic (CY2020). As part of infection control measures, phone visits replaced most clinic visits; the latter was limited for those needing in-person care. Those with suspected/confirmed COVID were instructed to isolate and not attend routine/specialty appointments except for COVID care until they recover. Walk-ins were reasonably accommodated, but not encouraged. Workflow changes lengthened clinic visit time and further limited the number of patients seen: screenings prior to entry, escorted movement within the facility, designated uses for exam rooms (sick vs. well visits), disinfectant procedures after exam room use, etc. Many patients opted to remain at home despite decreased COVID rates. These impacted the projected vs. actual number of patients who utilized the facility.

Client Benefit: The SHC remained open for patients during CY2020, and while some still prefer telehealth, many are resuming in-person care at SHC as of CY2021. As patient numbers at SHC steadily return to pre-pandemic levels, the SHC is equipped to provide preventive care, chronic disease management, care coordination, and other medical care to seniors. The project positioned the SHC for sustainability. As electrical grids experience greater demands due to climate change, a solar energy source installed at the SHC provides a life-saving safeguard for elderly patients. Real-time benefits include decreased electricity bills, resulting in cost savings that will allow SYHealth to direct more funds into direct patient care.

CY2020 vs. CY2021 Electric Bills

PGM Year:	2018
Project:	0002 - Public Services and Facilities
IDIS Activity:	7183 - I AM MY BROTHERS KEEPER-19

Status:	Completed 11/5/2020 12:00:00 AM	Objective:	Create suitable living environments
Location:	6601 Imperial Ave San Diego, CA 92114-4316	Outcome:	Availability/accessibility
		Matrix Code:	Employment Training (05H) National Objective: LMC

Activity to prevent, prepare for, and respond to Coronavirus: No

Initial Funding Date: 11/09/2018

Description:

IAMBK Green: Careerentrepreneurship coaching and job readiness into green industry

Financing

	Fund Type	Grant Year	Grant	Funded Amount	Drawn In Program Year	Drawn Thru Program Year
CDBG	EN	2018	B18MC060542	\$31,127.05	\$0.00	\$31,127.05
Total	Total			\$31,127.05	\$0.00	\$31,127.05

Proposed Accomplishments

People (General) : 75

Actual Accomplishments

Number assisted:

	Owner		Renter		Total		Person	
	Total	Hispanic	Total	Hispanic	Total	Hispanic	Total	Hispanic
White:	0	0	0	0	0	0		0
Black/African American:	0	0	0	0	0	0	11	0
Asian:	0	0	0	0	0	0	0	0
American Indian/Alaskan Native:	0	0	0	0	0	0	0	0
Native Hawaiian/Other Pacific Islander:	0	0	0	0	0	0	0	0
American Indian/Alaskan Native & White:	0	0	0	0	0	0	0	0
Asian White:	0	0	0	0	0	0	0	0
Black/African American & White:	0	0	0	0	0	0	0	0
American Indian/Alaskan Native & Black/African American:	0	0	0	0	0	0	0	0
Other multi-racial:	0	0	0	0	0	0	2	2
Asian/Pacific Islander:	0	0	0	0	0	0	0	0
Hispanic:	0	0	0	0	0	0	0	0
Total:	0	0	0	0	0	0	13	2
Female-headed Households:	0		0		0			

Income Catearv:

	Owner	Renter	Total	Person
Extremely Low	0	0	0	7
Low Mod	0	0	0	6
Moderate	0	0	0	0
Non Low Moderate	0	0	0	0
Total	0	0	0	13
Percent Low/Mod				100.0%

Annual Accomplishments

Years	Accomplishment Narrative	# Benefitting
--------------	---------------------------------	----------------------

2018

For 1st and 2nd quarter of Fiscal year 2019, 5 clients have been assisted. For Fiscal Year 2019 Closeout, 13 clients were assisted. IAMBK Green conducted 2 Environmental Literacy Certification courses during this fiscal year using the CDBG funds.

We have certified 12 of the 13 participants.

Of the 12 participants who certified in the course over half are currently working within the sustainability framework with green business or are a part of the green-collar workforce, examples provided below:

Two (2) were employed by our community partner, Grid Alternatives, one as a solar installer, the 2nd, started off as a fellow and is now a Community Outreach Coordinator.

One (1) of our participants was able to obtain a paid electrical apprenticeship in partnership with the local minority caucus of the Electrical Union IBEW 569.

Two (2) are working with IAMBK CDC's resiliency project in partnership with a master electrician provided by the minority caucus IBEW 569. This project consists of converting a refrigerator trailer to solar power so that it may be used during natural disasters and/or local food banks, so they may offer fresh produce V.S. just packaged processed goods.

Two (2) are in the process of becoming certified environmental literacy trainers to build capacity for our organization allowing it to grow.

Another one (1) of our participants has started a green transportation business that is still under development with the assistance of one of our business mentors.

It is our intention to qualify all of our participants for the green collar workforce and help them to obtain employment or develop a social enterprise, however, to obtain employment that will help them on the path of stability and improve their quality of life is our ultimate goal, and we have successfully achieved that goal with our participants.

PGM Year:	2018
Project:	0002 - Public Services and Facilities
IDIS Activity:	7184 - LA MAESTRA HLTH CTR-19

Status:	Completed 8/28/2020 12:00:00 AM	Objective:	Create suitable living environments
Location:	4060 Fairmount Ave San Diego, CA 92105-1608	Outcome:	Availability/accessibility
		Matrix Code:	Health Facilities (03P) National Objective: LMC

Activity to prevent, prepare for, and respond to Coronavirus: No

Initial Funding Date: 11/09/2018

Description:

HOPE Clinic Service Expansion Additional medical exam room at Hope Clinic

Financing

	Fund Type	Grant Year	Grant	Funded Amount	Drawn In Program Year	Drawn Thru Program Year
CDBG	EN	2018	B18MC060542	\$9,138.98	\$0.00	\$9,138.98
	PI			\$358,365.02	\$0.00	\$358,365.02
Total	Total			\$367,504.00	\$0.00	\$367,504.00

Proposed Accomplishments

Public Facilities : 1

Actual Accomplishments

Number assisted:

	Owner		Renter		Total		Person	
	Total	Hispanic	Total	Hispanic	Total	Hispanic	Total	Hispanic
White:	0	0	0	0	0	0	919	506
Black/African American:	0	0	0	0	0	0	173	7
Asian:	0	0	0	0	0	0	70	2
American Indian/Alaskan Native:	0	0	0	0	0	0	3	0
Native Hawaiian/Other Pacific Islander:	0	0	0	0	0	0	14	3
American Indian/Alaskan Native & White:	0	0	0	0	0	0	0	0
Asian White:	0	0	0	0	0	0	0	0
Black/African American & White:	0	0	0	0	0	0	0	0
American Indian/Alaskan Native & Black/African American:	0	0	0	0	0	0	0	0
Other multi-racial:	0	0	0	0	0	0	53	13
Asian/Pacific Islander:	0	0	0	0	0	0	0	0
Hispanic:	0	0	0	0	0	0	0	0
Total:	0	0	0	0	0	0	1,232	531

Female-headed Households: 0

Income Category:

	Owner	Renter	Total	Person
Extremely Low	0	0	0	705
Low Mod	0	0	0	520
Moderate	0	0	0	7
Non Low Moderate	0	0	0	0
Total	0	0	0	1,232
Percent Low/Mod				100.0%

Annual Accomplishments

Years	Accomplishment Narrative	# Benefiting
--------------	---------------------------------	---------------------

2018 For Fiscal Year 2019 year end, no accomplishments to report. In the past fiscal year, La Maestra Family Clinic has experienced numerous barriers that resulted in a delayed timeline. During the past year, CDBG-paid activities consisted entirely of project management services in preparation for the construction start date (i.e., preparing necessary agreements, bid packages, drawings, and meetings). In November 2018, La Maestra set a bid date and received two bids. However, due to several building code requirements that caused delays, the start time for construction was also delayed. The initial general contractor selected for the project unfortunately retracted their bid due to these delays in February 2019, and therefore Linas Naujokaitis, La Maestra's architect, had to draft another Invitation for bid with updates for a pre-bid walk and Bid Day. April 9 was the second bid day that concluded with three bidders. La Maestra decided to move forward with the lowest bidder, LDGO, Inc. In May 2019 all subcontractors worked on preparing their respective start-up documents and the pre-construction meeting was held at La Maestra to discuss the anticipated start date.

The City of San Diego gave La Maestra the Notice to Proceed on June 18, 2019 with an official start date of Monday June 24th. It is expected that all construction will be completed within 125 calendar days or by December 23, 2019. After the interior and siding demolition, architect Linas Naujokaitis and engineer Michael Mersi discovered a much worse existing structural system than anticipated and are currently working on a new structural design that will eliminate the framing and replace with conventional slab-on-grade/footing design and wall framing. All demolition was completed the week of July 15. Next steps include underground plumbing, forming and rebar.

2019 Site work is expected to be completed no later than December 23, 2019. All funds will be completely drawn down when site work is complete. For Fiscal Year 2020 closeout, 1242 clients were assisted. Throughout the course of the project period, La Maestra's CDBG-paid activities consisted primarily of project management (i.e., preparing necessary agreements, bid packages, drawings, and meetings) and construction services to the 4171 Fairmount Avenue site. During the initial stages of the project, the organizations project staff met with architect Linas Naujokaitis to review project goals and finalize proposed floor plans before submitting plan checks to the Development Services Department. Once the City approved the plan check, Naujokaitis sent all general contractors interested in the project an addendum containing the approved plans and the open bid date.

The projects first bid date took place on 11/20/18, and La Maestra received two bids from local contractors. The organization ultimately decided to go with the lowest bidder, SD Remodels, and quickly began the paperwork process to obtain the building and encroachment permits. Unfortunately, due to several building code requirements, the project experienced unforeseen delays to the construction timeline causing SD Remodels to retract their bid. Therefore, Naujokaitis was required to draft another invitation for bid and restart the bidding process.

The second bid day occurred on 04/09/19, and La Maestra received three bids from interested contractors. Upon completing a bid analysis, project staff decided to move forward with the lowest bidder LDGO, Inc. During the following month, LDGO's subcontractors worked on preparing their respective start-up documents, and a pre-construction meeting was held at La Maestra to discuss the anticipated start date. The City of San Diego issued the Notice to Proceed on 6/18/19 with an official start date of 6/24/19 and an estimated completion date of 12/23/19.

PGM Year:	2018
Project:	0002 - Public Services and Facilities
IDIS Activity:	7193 - NEW AMERICANS MUSEUM-19

Status:	Completed 11/12/2020 12:00:00 AM	Objective:	Create suitable living environments
Location:	2825 Dewey Rd San Diego, CA 92106-6147	Outcome:	Availability/accessibility
		Matrix Code:	Employment Training (05H) National Objective: LMC

Activity to prevent, prepare for, and respond to Coronavirus: No

Initial Funding Date: 11/09/2018

Description:

Micro-enterprise TA for Creative Sector: Micro-enterprise workshops for LMI artists and entrepreneurs

Financing

	Fund Type	Grant Year	Grant	Funded Amount	Drawn In Program Year	Drawn Thru Program Year
CDBG	EN	2018	B18MC060542	\$25,000.00	\$0.00	\$25,000.00
	PI			\$6,370.65	\$6,370.65	\$6,370.65
Total	Total			\$31,370.65	\$6,370.65	\$31,370.65

Proposed Accomplishments

People (General) : 200

Actual Accomplishments

Number assisted:

	Owner		Renter		Total		Person	
	Total	Hispanic	Total	Hispanic	Total	Hispanic	Total	Hispanic
White:	0	0	0	0	0	0	3	3
Black/African American:	0	0	0	0	0	0	12	0
Asian:	0	0	0	0	0	0	0	0
American Indian/Alaskan Native:	0	0	0	0	0	0	0	0
Native Hawaiian/Other Pacific Islander:	0	0	0	0	0	0	0	0
American Indian/Alaskan Native & White:	0	0	0	0	0	0	0	0
Asian White:	0	0	0	0	0	0	0	0
Black/African American & White:	0	0	0	0	0	0	0	0
American Indian/Alaskan Native & Black/African American:	0	0	0	0	0	0	0	0
Other multi-racial:	0	0	0	0	0	0	8	3
Asian/Pacific Islander:	0	0	0	0	0	0	0	0
Hispanic:	0	0	0	0	0	0	0	0
Total:	0	0	0	0	0	0	23	6
Female-headed Households:	0		0		0			

Income Catearv:

	Owner	Renter	Total	Person
Extremely Low	0	0	0	20
Low Mod	0	0	0	3
Moderate	0	0	0	0
Non Low Moderate	0	0	0	0
Total	0	0	0	23
Percent Low/Mod				100.0%

Annual Accomplishments

Years	Accomplishment Narrative	# Benefitting
2018	For the 1st and 2nd quarter of Fiscal Year 2019, 7 clients have been assisted. For Fiscal Year 2019 Closeout, 23 clients were assisted.	

2019

For Fiscal Year 2020 closeout, 23 total clients were assisted. The Museum's MICRO-NAM training in creative sectors generated both results & continued through 2019. Even with the program ending, we still receive calls from participants about continuing classes via ZOOM. From July 2018 through June 2019, there were five components to the project execution:

a. Instructor/Artist-led teaching and fabrication workshops

The workshops were completed over a course of multi week sessions lasting over three hours each session, either Fridays and/or Saturday. Instructor/Artists worked with participants in the fields of sewing, jewelry making, and small business/marketing. Approximately eighteen workshops were held in total and expanded beyond city heights to an additional site in Logan heights [Logan heights library].

b. Consultant-led marketing education:

Over the course of the sessions guest presenters were invited including the CEO of the Nat City Chamber Jacqueline Reynoso who led workshops in marketing and business start up for participants. Guiding and instruct in the use of online tools for the purpose of selling and marketing their products. Other presenters included form the City of SD small business office to guide on contracting processes with the City as well as best practices for small business success.

c. Employee-led financial literacy education:

The museum recruited a financial and commercial properties consultant to teach workshop participants about business management finances and site selection as well as overview of individual and business finance management.

d. Creative placemaking:

The museum held on the field workshop connecting participants to places and organizations with whom they could work to promote and sell their products. This included presentations by the participants in a one day fair at NAM to share their learning and what business plans they might implement.

PGM Year:	2018
Project:	0002 - Public Services and Facilities
IDIS Activity:	7194 - NORTH SHORES VOCATIONAL CENTER-19

Status:	Completed 6/14/2021 12:00:00 AM	Objective:	Create suitable living environments
Location:	3030 Market St San Diego, CA 92102-3230	Outcome:	Availability/accessibility
		Matrix Code:	Facility for Persons with Disabilities
		National Objective:	LMC

Activity to prevent, prepare for, and respond to Coronavirus: No

Initial Funding Date: 11/09/2018

Description:

North Shores Solar Project New photovoltaic system at North Shores Vocations Center

Financing

	Fund Type	Grant Year	Grant	Funded Amount	Drawn In Program Year	Drawn Thru Program Year
CDBG	PI			\$275,064.00	\$275,064.00	\$275,064.00
Total	Total			\$275,064.00	\$275,064.00	\$275,064.00

Proposed Accomplishments

Public Facilities : 1

Actual Accomplishments

<i>Number assisted:</i>	Owner		Renter		Total		Person	
	Total	Hispanic	Total	Hispanic	Total	Hispanic	Total	Hispanic
White:	0	0	0	0	0	0	13	0
Black/African American:	0	0	0	0	0	0	2	0
Asian:	0	0	0	0	0	0	1	0
American Indian/Alaskan Native:	0	0	0	0	0	0	0	0
Native Hawaiian/Other Pacific Islander:	0	0	0	0	0	0	0	0
American Indian/Alaskan Native & White:	0	0	0	0	0	0	0	0
Asian White:	0	0	0	0	0	0	0	0
Black/African American & White:	0	0	0	0	0	0	0	0
American Indian/Alaskan Native & Black/African American:	0	0	0	0	0	0	0	0
Other multi-racial:	0	0	0	0	0	0	1	1
Asian/Pacific Islander:	0	0	0	0	0	0	0	0
Hispanic:	0	0	0	0	0	0	0	0
Total:	0	0	0	0	0	0	17	1

Female-headed Households: 0 0 0

Income Catearv:

	Owner	Renter	Total	Person
Extremely Low	0	0	0	17
Low Mod	0	0	0	0
Moderate	0	0	0	0
Non Low Moderate	0	0	0	0
Total	0	0	0	17
Percent Low/Mod	100.0%			

Annual Accomplishments

Years	Accomplishment Narrative	# Benefitting
2018	For Fiscal Year 2019 year end, the project had unexpected delays in creating the invitation to BID. The ARC of San Diego had a number of other projects and the invitation to BID was delayed substantially. Construction has not begun as of June 2019 so no demographics to report.	
2019	For Fiscal Year 2020 year end, construction is ongoing and will continue into FY 2021.	
2020	For Fiscal Year 2021 closeout report, 17 clients have improved access to facility. At the onset of the project, we finalized the FY19 City of San Diego CDBG Program Subrecipient Agreement with City of San Diego and met with City Staff to discuss project. We issued Invitation for Bid on November 21, 2019 and published advertisement in The Daily Transcript on 11/25/19, 11/26/19, 11/27/19, 11/29/19, and 12/2/19. We held mandatory pre-bid job walk on Tuesday, December 10, 2019 at 10:00 a.m. at North Shores Vocational Center (9575 Aero Drive San Diego, CA 92123).	

PGM Year: 2018
Project: 0002 - Public Services and Facilities
IDIS Activity: 7198 - RONALD MCDONALD CHARITIES-19

Status: Completed 9/16/2020 12:00:00 AM Objective: Create suitable living environments
 Location: 2929 Childrens Way San Diego, CA 92123-4210 Outcome: Availability/accessibility
 Matrix Code: Other Public Improvements Not Listed National Objective: LMC

Activity to prevent, prepare for, and respond to Coronavirus: No

Initial Funding Date: 11/09/2018

Description:
 Ronald McDonald Solar Project Install solar panels to RMHC facility

Financing

	Fund Type	Grant Year	Grant	Funded Amount	Drawn In Program Year	Drawn Thru Program Year
CDBG	EN	2018	B18MC060542	\$318.50	\$0.00	\$318.50
	PI			\$248,900.00	\$0.00	\$248,900.00
Total	Total			\$249,218.50	\$0.00	\$249,218.50

Proposed Accomplishments

Public Facilities : 1

Actual Accomplishments

Number assisted:

	Owner		Renter		Total		Person	
	Total	Hispanic	Total	Hispanic	Total	Hispanic	Total	Hispanic
White:	0	0	0	0	0	0	104	93
Black/African American:	0	0	0	0	0	0	8	0
Asian:	0	0	0	0	0	0	18	0
American Indian/Alaskan Native:	0	0	0	0	0	0	19	11
Native Hawaiian/Other Pacific Islander:	0	0	0	0	0	0	1	0
American Indian/Alaskan Native & White:	0	0	0	0	0	0	0	0
Asian White:	0	0	0	0	0	0	1	0
Black/African American & White:	0	0	0	0	0	0	0	0
American Indian/Alaskan Native & Black/African American:	0	0	0	0	0	0	0	0
Other multi-racial:	0	0	0	0	0	0	12	12
Asian/Pacific Islander:	0	0	0	0	0	0	0	0
Hispanic:	0	0	0	0	0	0	0	0
Total:	0	0	0	0	0	0	163	116

Female-headed Households: 0 0 0

Income Category:

Owner Renter Total Person

Extremely Low	0	0	0	84
Low Mod	0	0	0	66
Moderate	0	0	0	13
Non Low Moderate	0	0	0	0
Total	0	0	0	163
Percent Low/Mod				100.0%

Annual Accomplishments

Years	Accomplishment Narrative	# Benefitting
--------------	---------------------------------	----------------------

2018	For Fiscal Year 2019 year end report, no accomplishment to report yet. The only CDBG paid activity to date is the bid advertisement. After bid advertisement and bid review, organization awarded construction contract to Baker Electric. They have identified their subcontractors and are waiting for permit review and approval, expected to happen mid-August 2019. Pre-construction meeting will happen thereafter and we will move forward with construction before the end of the year.	
------	---	--

2019	For Fiscal Year 2020 closeout report, 163 clients were assisted. The organization used CDBG funding according to the grant award requirements for the purchase and installation of a new solar grid. Funds went to the bid advertisement and to paying the general contractor, Baker Electric, for a 77.33 kW Photovoltaic system including Racking system, Photovoltaic panels, inverter(s) AC & DC disconnects, monitoring devices and AC / DC wiring.	
------	--	--

Installation took place during October-November 2019 and received final approval from SDG&E to operate November 21, 2019.

Ronald McDonald house has achieved significant cost savings from this solar installation. In comparing the three- month period of January-March in 2019 and 2020, organization had \$51,480 less in spending for electricity thanks to the CDBG-funded panels. Clients benefit from this project because its cost savings helps us direct more of our budget to services in support of disadvantaged San Diego families with critically ill children.

We received a PPP note of \$576,492 on April 7, 2020. All CDBG reimbursement requests were made before this date and there was no combining of funds.

PGM Year:	2018
Project:	0002 - Public Services and Facilities
IDIS Activity:	7199 - ROSE ACADEMY-19

Status:	Completed 12/1/2020 12:00:00 AM	Objective:	Create suitable living environments
Location:	9242 Lightwave Ave Ste 120 San Diego, CA 92123-6402	Outcome:	Availability/accessibility
		Matrix Code:	Other Public Services Not Listed in National Objective: LMC

Activity to prevent, prepare for, and respond to Coronavirus: No

Initial Funding Date: 11/09/2018

Description:

Service2CEO: Entrepreneurship and financial literacy training program for military spouses

Financing

	Fund Type	Grant Year	Grant	Funded Amount	Drawn In Program Year	Drawn Thru Program Year
CDBG	EN	2017	B17MC060542	\$6,623.53	\$0.00	\$6,623.53
		2018	B18MC060542	\$19,848.79	\$0.00	\$19,848.79

	PI			\$18,452.98	\$0.00	\$18,452.98
Total	Total			\$44,925.30	\$0.00	\$44,925.30

Proposed Accomplishments

People (General) : 60

Actual Accomplishments

Number assisted:

	Owner		Renter		Total		Person	
	Total	Hispanic	Total	Hispanic	Total	Hispanic	Total	Hispanic
White:	0	0	0	0	0	0	39	2
Black/African American:	0	0	0	0	0	0	15	0
Asian:	0	0	0	0	0	0	5	0
American Indian/Alaskan Native:	0	0	0	0	0	0	1	0
Native Hawaiian/Other Pacific Islander:	0	0	0	0	0	0	0	0
American Indian/Alaskan Native & White:	0	0	0	0	0	0	0	0
Asian White:	0	0	0	0	0	0	1	0
Black/African American & White:	0	0	0	0	0	0	0	0
American Indian/Alaskan Native & Black/African American:	0	0	0	0	0	0	0	0
Other multi-racial:	0	0	0	0	0	0	6	1
Asian/Pacific Islander:	0	0	0	0	0	0	0	0
Hispanic:	0	0	0	0	0	0	0	0
Total:	0	0	0	0	0	0	67	3

Female-headed Households: 0 0 0

Income Category:

	Owner	Renter	Total	Person
Extremely Low	0	0	0	9
Low Mod	0	0	0	34
Moderate	0	0	0	17
Non Low Moderate	0	0	0	7
Total	0	0	0	67
Percent Low/Mod				89.6%

Annual Accomplishments

Years	Accomplishment Narrative	# Benefitting
2018	For 1st and 2nd quarter of Fiscal Year 2019, 56 clients have been assisted. For Fiscal Year 2019 Closeout, 67 clients were assisted.	

2019

For Fiscal Year 2020 closeout, a total of 67 clients have been assisted. The Rosie Network exceeded the original goal of 60 participants.

The Rosie Network clients above the goal and since the project, have expanded services nationwide. The greatest piece learned and achieved through the accelerator, while challenging, it really forced the Rosie Network team to create the strong procedures and best practices, still used today:

1. Create a strong data and impact tracking and record keeping system that has helped tremendously in our nationwide expansion. This included the LMI tracking and record keeping data, knowing what data is important to keep, as we learned through CDBG that most of our clientele fall in the LMI classification.
2. Refine story and fundraising and in fact, turned a greater focus towards servicing military spouses, as it was our core strength, and we've now returned to this at the heart of our mission, and now viewed as a nationwide leader in the delivery of entrepreneurial programs and support to military spouses. We have opened Rosie Chapters to specifically meet the needs of military spouse entrepreneurs.
3. Became the first organization in San Diego to partner with SDBJ to host the Veteran and Military Entrepreneur awards to top businesses in the San Diego region. In 2020, we received a record number of nominees and held our awards virtually, viewed by hundreds nationwide.
4. Able to refine the curriculum for Service2CEO and now have been able, even during COVID, open 7 new chapters and serve more than 250 in the last 8 months.

In summary, while the initial reporting and CDBG process was challenging for The Rosie Network, we were able to build a solid foundation for the organization and if eligible would be able to serve thousands in our region through future CDBG funding.

PGM Year:	2018
Project:	0002 - Public Services and Facilities
IDIS Activity:	7200 - SD AMERICAN INDIAN HLTH CTR-19

Status:	Completed 7/12/2021 12:00:00 AM	Objective:	Create suitable living environments
Location:	2602 1st Ave San Diego, CA 92103-6529	Outcome:	Availability/accessibility
		Matrix Code:	Health Facilities (03P) National Objective: LMC

Activity to prevent, prepare for, and respond to Coronavirus: No

Initial Funding Date: 11/09/2018

Description:
SDAIHC Health Center Capital Improvement ADA upgrades to SDAIHC

Financing

	Fund Type	Grant Year	Grant	Funded Amount	Drawn In Program Year	Drawn Thru Program Year
CDBG	PI			\$288,558.00	\$288,558.00	\$288,558.00
Total	Total			\$288,558.00	\$288,558.00	\$288,558.00

Proposed Accomplishments

Public Facilities : 1

Actual Accomplishments

<i>Number assisted:</i>	Owner		Renter		Total		Person	
	Total	Hispanic	Total	Hispanic	Total	Hispanic	Total	Hispanic
White:	0	0	0	0	0	0	1,274	359
Black/African American:	0	0	0	0	0	0	2	0
Asian:	0	0	0	0	0	0	75	7
American Indian/Alaskan Native:	0	0	0	0	0	0	671	86
Native Hawaiian/Other Pacific Islander:	0	0	0	0	0	0	11	0
American Indian/Alaskan Native & White:	0	0	0	0	0	0	0	0
Asian White:	0	0	0	0	0	0	0	0
Black/African American & White:	0	0	0	0	0	0	5	0
American Indian/Alaskan Native & Black/African American:	0	0	0	0	0	0	97	6
Other multi-racial:	0	0	0	0	0	0	58	28
Asian/Pacific Islander:	0	0	0	0	0	0	0	0
Hispanic:	0	0	0	0	0	0	0	0
Total:	0	0	0	0	0	0	2,193	486
Female-headed Households:	0		0		0			

Income Category:

	Owner	Renter	Total	Person
Extremely Low	0	0	0	1,124
Low Mod	0	0	0	18
Moderate	0	0	0	13
Non Low Moderate	0	0	0	1,038
Total	0	0	0	2,193
Percent Low/Mod				52.7%

Annual Accomplishments

Years	Accomplishment Narrative	# Benefitting
2018	For Fiscal Year 2019 year end, project had not begun because of delays with original contractor. Invitation to BID was not released until August of 2019. Construction has not begun as of 6/30/19, no demographic information to report.	
2019	For Fiscal Year 2020 year end, subrecipient selected a general contractor to ensure Notice to Proceed will be issued to all sub-contractors. Construction is still pending.	

2020

For Fiscal Year 2021 closeout, project is completed and 2,193 clients have improved access to facility. All of the project elements and goals of original application were met, and the work was completed and signed-off post-inspection for public use. Clients are grateful for the improvements that were enabled through our CDBG grant--and we thank the CDBG staff for working with us to enable projects that improved accessibility and compliance with the latest ADA standards, as well as the client comfort benefit that was obtained through HVAC modernization. Even within a Covid pandemic environment, the anticipated client service benefits have already been exceeded.

Specifically, thanks to CDBG funding, ADA-compliant switches and door openers were added to patient access and egress points, as described in the original application. Concrete ramps leading to the ground-floor patient access points were upgraded to meet current ADA standards. As a result, clients who use a wheelchair, walker, or other mobility accommodation are now able to access clinic entries with great ease. Interior door areas described in the original application (such as the interior entry door at Med Suite B) were replaced to improve clients' ability to navigate clinic hallways, and the improvements to the elevator and elevator door fascia on the ground and second floor made pivoting into the "hallway" areas outside the clinic elevator an easy transition. Prior to the improvements, clients with extra-large large wheelchairs had to execute a three-point-turn to navigate the mobility accommodation. That challenge has now been eliminated. Elevator improvements moreover created ADA compliant access to our clinic's 2nd floor meeting room, in which health education classes and other community events are regularly held. Behavioral Health is also located on the second floor, and all BH service rooms are now easily accessed by all clients. The elevator improvement also enabled an improved Public Health Nurse's office (which is now able to occupy a larger space with additional resources on the second floor vs. a small space on the first floor that the PHN previously occupied). the HVAC improvements funded by the grant were a substantial improvement for clients and staff alike--as an area on the first floor used to always be too warm for comfort, due to the presence of computer servers in an adjoining room. Many clients have specifically commented on this improvement to the clinic service environment.

PGM Year:	2018
Project:	0002 - Public Services and Facilities
IDIS Activity:	7206 - SD WORKFORCE PART-CODE SD-19

Status:	Completed 12/30/2020 12:00:00 AM	Objective:	Create suitable living environments
Location:	9246 Lightwave Ave San Diego, CA 92123-6411	Outcome:	Availability/accessibility
		Matrix Code:	Employment Training (05H) National Objective: LMC

Activity to prevent, prepare for, and respond to Coronavirus: No

Initial Funding Date: 04/02/2019

Description:

Assists CDBG-eligible beneficiaries begin their careers in the information technology field, to be administered by the san Diego Workforce Partnership

Financing

	Fund Type	Grant Year	Grant	Funded Amount	Drawn In Program Year	Drawn Thru Program Year
CDBG	EN	2018	B18MC060542	\$975,880.27	\$0.00	\$975,880.27
Total	Total			\$975,880.27	\$0.00	\$975,880.27

Proposed Accomplishments

People (General) : 165

Actual Accomplishments

Number assisted:

Owner		Renter		Total		Person	
Total	Hispanic	Total	Hispanic	Total	Hispanic	Total	Hispanic

White:	0	0	0	0	0	0	67	28
Black/African American:	0	0	0	0	0	0	12	1
Asian:	0	0	0	0	0	0	24	2
American Indian/Alaskan Native:	0	0	0	0	0	0	4	2
Native Hawaiian/Other Pacific Islander:	0	0	0	0	0	0	2	0
American Indian/Alaskan Native & White:	0	0	0	0	0	0	2	2
Asian White:	0	0	0	0	0	0	3	1
Black/African American & White:	0	0	0	0	0	0	2	0
American Indian/Alaskan Native & Black/African American:	0	0	0	0	0	0	1	0
Other multi-racial:	0	0	0	0	0	0	4	1
Asian/Pacific Islander:	0	0	0	0	0	0	0	0
Hispanic:	0	0	0	0	0	0	0	0
Total:	0	0	0	0	0	0	121	37

Female-headed Households: 0 0 0 0

Income Catearv:

	Owner	Renter	Total	Person
Extremely Low	0	0	0	78
Low Mod	0	0	0	15
Moderate	0	0	0	12
Non Low Moderate	0	0	0	8
Total	0	0	0	113
Percent Low/Mod				92.9%

Annual Accomplishments

Years	Accomplishment Narrative	# Benefitting
2018	At the half way point of the Fiscal Year 2019, a total of 112 clients have been assisted.	
2019	For Fiscal Year 2020 year end, 85 clients were assisted. A total of 197 clients were assisted but closeout report was not submitted in time for FY 20 CAPER. Activity will be closed out for FY 21 CAPER.	
2020	For Fiscal Year 2021 closeout, a total 197 clients were assisted. A total of 547 individuals applied for the TechHire program in FY19. Out of those applicants, 197 unduplicated eligible individuals were enrolled in the program and received Case Management and job coaching services. Of those enrolled, 129 unduplicated clients completed their IEP and work-readiness training and were placed into paid ICT internships throughout which allowed participants to earn on-the-job training in the ICT field. A total of 104 unduplicated clients reported employment placement with ICT employers around San Diego in FY19.	

PGM Year:	2018
Project:	0002 - Public Services and Facilities
IDIS Activity:	7207 - SD WORKFORCE PART-HIRE YTH-19

Status: Completed 1/4/2021 12:00:00 AM Objective: Create economic opportunities
Location: 9246 Lightwave Ave San Diego, CA 92123-6411 Outcome: Availability/accessibility

Activity to prevent, prepare for, and respond to Coronavirus: No

Initial Funding Date: 04/25/2019

Description:

Provide gap funding for an existing program sponsored by the City's Economic Development Department, in partnership with the San Diego Workforce Partnership

Financing

	Fund Type	Grant Year	Grant	Funded Amount	Drawn In Program Year	Drawn Thru Program Year
CDBG	EN	2018	B18MC060542	\$383,888.96	\$0.00	\$383,888.96
Total	Total			\$383,888.96	\$0.00	\$383,888.96

Proposed Accomplishments

People (General) : 110

Actual Accomplishments

Number assisted:

	Owner		Renter		Total		Person	
	Total	Hispanic	Total	Hispanic	Total	Hispanic	Total	Hispanic
White:	0	0	0	0	0	0	37	30
Black/African American:	0	0	0	0	0	0	76	3
Asian:	0	0	0	0	0	0	2	0
American Indian/Alaskan Native:	0	0	0	0	0	0	2	1
Native Hawaiian/Other Pacific Islander:	0	0	0	0	0	0	0	0
American Indian/Alaskan Native & White:	0	0	0	0	0	0	0	0
Asian White:	0	0	0	0	0	0	0	0
Black/African American & White:	0	0	0	0	0	0	2	0
American Indian/Alaskan Native & Black/African American:	0	0	0	0	0	0	2	0
Other multi-racial:	0	0	0	0	0	0	6	1
Asian/Pacific Islander:	0	0	0	0	0	0	0	0
Hispanic:	0	0	0	0	0	0	0	0
Total:	0	0	0	0	0	0	127	35

Female-headed Households: 0 0 0

Income Catearv:

	Owner	Renter	Total	Person
Extremely Low	0	0	0	95
Low Mod	0	0	0	24
Moderate	0	0	0	6
Non Low Moderate	0	0	0	2
Total	0	0	0	127
Percent Low/Mod				98.4%

Hispanic:	0	0	0	0	0	0	0	0
Total:	0	0	0	0	0	0	114	52

Female-headed Households: 0 0 0

Income Category:

	Owner	Renter	Total	Person
Extremely Low	0	0	0	73
Low Mod	0	0	0	30
Moderate	0	0	0	11
Non Low Moderate	0	0	0	0
Total	0	0	0	114
Percent Low/Mod				100.0%

Annual Accomplishments

Years	Accomplishment Narrative	# Benefiting
2018	By the end of June 2019, 114 clients have been assisted.	
2019	Project finished accomplishments in FY 2019, but closeout report was not submitted in time for FY 20 CAPER. Project will be counted in FY 21 CAPER.	
2020	For Fiscal year 2021 closeout, a total of 114 clients were assisted. A total of 114 unduplicated CDBG-eligible individuals received Case Management and job coaching services in non-CDBG workforce programs. Of those served, 112 were provided job-readiness training. A total of 68 unduplicated clients were placed in paid employment or paid internship opportunities. Most of the training, internship, and employment opportunities were provided through the County-funded Live Well Internship program, the partnership with Gap, Inc which provides training and internships at their Old Navy retail stores, and the City Heights Coffee House Career Launch Academy Program.	

PGM Year:	2018
Project:	0002 - Public Services and Facilities
IDIS Activity:	7211 - ST PAUL MCCOLL HLTH CTR-19

Status:	Open	Objective:	Provide decent affordable housing
Location:	328 Maple St San Diego, CA 92103-6522	Outcome:	Affordability
		Matrix Code:	Health Facilities (03P)
		National Objective:	LMC

Activity to prevent, prepare for, and respond to Coronavirus: No

Initial Funding Date: 11/09/2018

Description:

MHC-Generator + Nurse Call System will replace emergency generator and nurse call system at John A. McCOLL Family Health Center, an affordable senior residential community.

Financing

	Fund Type	Grant Year	Grant	Funded Amount	Drawn In Program Year	Drawn Thru Program Year
--	-----------	------------	-------	---------------	-----------------------	-------------------------

CDBG	EN	2017	B17MC060542	\$50,000.00	\$7,886.59	\$8,477.24
		2018	B18MC060542	\$91,063.24	\$0.00	\$4,703.25
		2019	B19MC060542	\$5,293.90	\$0.00	\$0.00
	PI			\$496,620.86	\$487,070.26	\$496,620.86
Total	Total			\$642,978.00	\$494,956.85	\$509,801.35

Proposed Accomplishments

Public Facilities : 1

Actual Accomplishments

Number assisted:

	Owner		Renter		Total		Person	
	Total	Hispanic	Total	Hispanic	Total	Hispanic	Total	Hispanic
White:	0	0	0	0	0	0		0
Black/African American:	0	0	0	0	0	0	0	0
Asian:	0	0	0	0	0	0	0	0
American Indian/Alaskan Native:	0	0	0	0	0	0	0	0
Native Hawaiian/Other Pacific Islander:	0	0	0	0	0	0	0	0
American Indian/Alaskan Native & White:	0	0	0	0	0	0	0	0
Asian White:	0	0	0	0	0	0	0	0
Black/African American & White:	0	0	0	0	0	0	0	0
American Indian/Alaskan Native & Black/African American:	0	0	0	0	0	0	0	0
Other multi-racial:	0	0	0	0	0	0	0	0
Asian/Pacific Islander:	0	0	0	0	0	0	0	0
Hispanic:	0	0	0	0	0	0	0	0
Total:	0	0	0	0	0	0	0	0
Female-headed Households:	0		0		0			

Income Category:

	Owner	Renter	Total	Person
Extremely Low	0	0	0	0
Low Mod	0	0	0	0
Moderate	0	0	0	0
Non Low Moderate	0	0	0	0
Total	0	0	0	0
Percent Low/Mod				

Annual Accomplishments

Years	Accomplishment Narrative	# Benefiting
-------	--------------------------	--------------

American Indian/Alaskan Native & White:	0	0	0	0	0	0	0	0
Asian White:	0	0	0	0	0	0	0	0
Black/African American & White:	0	0	0	0	0	0	0	0
American Indian/Alaskan Native & Black/African American:	0	0	0	0	0	0	0	0
Other multi-racial:	0	0	0	0	0	0	1	0
Asian/Pacific Islander:	0	0	0	0	0	0	0	0
Hispanic:	0	0	0	0	0	0	0	0
Total:	0	0	0	0	0	0	141	0

Female-headed Households: 0 0 0

Income Cateaarv:

	Owner	Renter	Total	Person
Extremely Low	0	0	0	37
Low Mod	0	0	0	31
Moderate	0	0	0	20
Non Low Moderate	0	0	0	53
Total	0	0	0	141
Percent Low/Mod				62.4%

Annual Accomplishments

<u>Years</u>	<u>Accomplishment Narrative</u>	<u># Benefitting</u>
2018	For Fiscal Year 2019 year end report, project is pending and still under pre-construction. St. Pauls has selected a designer and construction manager early in the project (August-January) and the RFP process to select a flooring contractor opened in January of 2019. Winning contractor was selected in March 2019 and the contract was signed in May 2019. The flooring contractor, Howard's Rug, completed required registrations and related documents for SAM, Section 3, etc. in June. Pre-construction meeting held in July with construction scheduled to commence 8/7/2019.	
2019	For Fiscal Year 2020 closeout, construction is complete and 141 clients have improved access to facility. Using CDBG funds, St. Pauls replaced the carpet throughout the majority of the shared spaces at St. Pauls Villa occupied by LMI seniors in an assisted living and cognitive impairment support setting to provide them with safer access and a decent living environment. Most of the carpet was replaced by non-carpet flooring that is easier to maintain and safer to traverse. Appearance was selected to coordinate with other interior design aspects of the building, such as wall and accent coloring. The installation was completed as planned; the seniors, our staff and guests are very pleased with the result.	

PGM Year:	2018
Project:	0002 - Public Services and Facilities
IDIS Activity:	7214 - URBAN CORPS-FACILITY IMP-19
Status:	Completed 11/17/2020 12:00:00 AM
Location:	3127 Jefferson St San Diego, CA 92110-4422
Objective:	Create suitable living environments
Outcome:	Availability/accessibility
Matrix Code:	Other Public Improvements Not Listed
National Objective:	LMC

Activity to prevent, prepare for, and respond to Coronavirus: No

Initial Funding Date: 11/09/2018

Description:

Accessibility and Safety Improvements Install ADA-compliant passenger elevator, upgrade exterior doors, add sliding tracks, pedestrian gates, and new exterior lighting

Financing

	Fund Type	Grant Year	Grant	Funded Amount	Drawn In Program Year	Drawn Thru Program Year
CDBG	EN	2017	B17MC060542	\$1,493.45	\$0.00	\$1,493.45
		2018	B18MC060542	\$6,751.00	\$0.00	\$6,751.00
	PI			\$484,383.48	\$172,639.31	\$484,383.48
Total	Total			\$492,627.93	\$172,639.31	\$492,627.93

Proposed Accomplishments

Public Facilities : 1

Actual Accomplishments

Number assisted:

	Owner		Renter		Total		Person	
	Total	Hispanic	Total	Hispanic	Total	Hispanic	Total	Hispanic
White:	0	0	0	0	0	0	170	170
Black/African American:	0	0	0	0	0	0	22	0
Asian:	0	0	0	0	0	0	4	0
American Indian/Alaskan Native:	0	0	0	0	0	0	0	0
Native Hawaiian/Other Pacific Islander:	0	0	0	0	0	0	2	0
American Indian/Alaskan Native & White:	0	0	0	0	0	0	0	0
Asian White:	0	0	0	0	0	0	0	0
Black/African American & White:	0	0	0	0	0	0	0	0
American Indian/Alaskan Native & Black/African American:	0	0	0	0	0	0	0	0
Other multi-racial:	0	0	0	0	0	0	6	0
Asian/Pacific Islander:	0	0	0	0	0	0	0	0
Hispanic:	0	0	0	0	0	0	0	0
Total:	0	0	0	0	0	0	204	170

Female-headed Households:

0	0	0
---	---	---

Income Catearv:

	Owner	Renter	Total	Person
Extremely Low	0	0	0	204
Low Mod	0	0	0	0
Moderate	0	0	0	0
Non Low Moderate	0	0	0	0
Total	0	0	0	204
Percent Low/Mod				100.0%

Annual Accomplishments

Years	Accomplishment Narrative	# Benefitting
--------------	---------------------------------	----------------------

2018	For Fiscal Year 2019 year end report, construction is pending and still ongoing. During the fiscal year the Urban Corps worked with the Architect to ensure that the project plans were submitted to the City's Development Services Department (DSD) and all comments that required changes were responded to as requested by DSD. Throughout this process necessary plan changes were also submitted to DSD. Permits have been paid. Due to a lack of response when advertising the project, it was necessary for the Urban Corps to go out to bid on 3 different occasions. At this time there has been no client benefit activities. Client Benefit activities will be reported at the end of the project.	
------	--	--

2019	For Fiscal Year 2020 closeout, facility improvements are completed 204 clients have improved access to facility. The ADA-compliant passenger elevator in the ECO Center building was completed. The project included adding automatic sliding tracks and pedestrian gates to the existing property fencing, and new exterior lighting around the back parking lot for security purposes. The existing exterior glass doors in the main building and ECO Center were replaced with new commercial security doors and insulated glass. The doors now open by key on the outside but will have quick-release bars on the inside to allow emergency egress. Automatic sliding tracks were added to existing gates around the perimeter to enable keypad or remote access and pedestrian gates were added to allow people to enter and exit without opening the vehicular gates. Finally, seven new LED light fixtures were installed on 10 tall light poles with concrete base.	
------	---	--

Our goal is to serve 200 youth was exceeded by 4 additional participants for a total of 204 participants served. All our students meet income qualifications as LMI and qualify for free meals through the National School Lunch Program. Our students are benefitting from the the new safety and accessibility improvements. Our crews that work late night shifts now feel a lot safer when return to the facility at night and the remote gate access has definitely deterred trespasser from entering the facility. Participant are utilizing the pedestrian which allows staff to have control access during volatile situations. The new elevator allows for upstairs access to our senior staff that assist our participants on needed tutoring. Although the COVID Pandemic has put a strain on the way we do business and enrollment has been challenging the Urban Corps continues to serve the youth of the City of San Diego as prudent as possible.

PGM Year:	2018
Project:	0001 - CDBG Administration
IDIS Activity:	7221 - HUD ADMIN-19

Status:	Open	Objective:	
Location:	,	Outcome:	
		Matrix Code:	General Program Administration (21A) National Objective:

Activity to prevent, prepare for, and respond to Coronavirus: No

Initial Funding Date: 11/09/2018

Description:

Financing

	Fund Type	Grant Year	Grant	Funded Amount	Drawn In Program Year	Drawn Thru Program Year
CDBG	EN	2016	B16MC060542	\$67,638.56	\$0.00	\$67,638.56
		2017	B17MC060542	\$1,403,164.27	\$0.00	\$1,403,164.27
		2018	B18MC060542	\$149,904.51	\$0.00	\$149,904.51

		2019 B19MC060542	\$10,475.00	\$225.00	\$225.00
	PI		\$4,460,906.66	\$150.00	\$4,460,906.66
Total	Total		\$6,092,089.00	\$375.00	\$6,081,839.00

Proposed Accomplishments

Actual Accomplishments

Number assisted:

	Owner		Renter		Total		Person	
	Total	Hispanic	Total	Hispanic	Total	Hispanic	Total	Hispanic
White:					0	0		
Black/African American:					0	0		
Asian:					0	0		
American Indian/Alaskan Native:					0	0		
Native Hawaiian/Other Pacific Islander:					0	0		
American Indian/Alaskan Native & White:					0	0		
Asian White:					0	0		
Black/African American & White:					0	0		
American Indian/Alaskan Native & Black/African American:					0	0		
Other multi-racial:					0	0		
Asian/Pacific Islander:					0	0		
Hispanic:					0	0		
Total:	0	0	0	0	0	0	0	0

Female-headed Households:

0

Income Category:

	Owner	Renter	Total	Person
Extremely Low			0	
Low Mod			0	
Moderate			0	
Non Low Moderate			0	
Total	0	0	0	0
Percent Low/Mod				

Annual Accomplishments

No data returned for this view. This might be because the applied filter excludes all data.

PGM Year:	2018
Project:	0003 - Public Facilities and Infrastructure
IDIS Activity:	7223 - BAY TERRACES COMMUNITY CTR-19

Status: Open Objective: Provide decent affordable housing

Location: 7373 Tooma St San Diego, CA 92139-2938 Outcome: Affordability

Matrix Code: Neighborhood Facilities (03E) National Objective: LMA

Activity to prevent, prepare for, and respond to Coronavirus: No

Initial Funding Date: 02/15/2019

Description:

Bay Terraces Community (Senior) Center:Project design will be completed with FY 2018 CDBG funds; In FY 2019 funds will be used to construct a new, approximately 3,500 square foot, senior center within the Bay Terraces Community Park.

The new senior center amenities will include meeting rooms, restrooms, kitchen, a staff office and storage space.

Financing

	Fund Type	Grant Year	Grant	Funded Amount	Drawn In Program Year	Drawn Thru Program Year
CDBG	EN	2016	B16MC060542	\$177,845.93	\$0.00	\$177,845.93
		2017	B17MC060542	\$142,699.74	\$11,506.64	\$11,506.64
		2018	B18MC060542	\$1,316,732.84	\$0.00	\$744,249.86
	PI			\$3,362,721.49	\$1,068,731.33	\$3,362,721.49
Total	Total			\$5,000,000.00	\$1,080,237.97	\$4,296,323.92

Proposed Accomplishments

Public Facilities : 1

Total Population in Service Area: 83,865

Census Tract Percent Low / Mod: 53.60

Annual Accomplishments

Years	Accomplishment Narrative	# Benefitting
2018	For Fiscal year 2019 year end, construction is ongoing. Project will continue in FY 2020.	
2019	For Fiscal year 2020 year end, construction is ongoing. Project will continue in FY 2021.	
2020	For Fiscal Year 2021 closeout, the project is complete and serving the community. CDBG funds were used for the construction (and previously funded the design) of a new senior/community center at Bay Terraces Community Park. The facility is 3,396 square feet and includes one multi-purpose room, commercial kitchen, office, accessible mens and womens restroom, a storage room for park maintenance equipment, janitor utility room with portable eyewash, a covered patio and trash enclosure. The paving surrounding the structure was completed to match the existing parking area. Completed exterior ADA upgrades include the walkway and ADA access from Tooma Street; sidewalk; commercial driveway and two (2) new curb ramps. New mechanical, electrical and plumbing system were installed, including providing gas and electric utilities and waterline and backflow preventer for the fire sprinkler system. All work met all Federal, State, and City accessibility laws and guidelines. The construction phase has been completed since October of 2020, and the Design Consultant is working on the Net Zero Energy Measurement & Verification process, that is anticipated to be completed by October of this year. Parks & Recreation staff also ordered and spread mulch on the northwest side of the building, planted a pollinator garden featuring native drought tolerant plants, ordered an interpretive sign for the pollinator garden, installed a new park monument at the entrance to the park, and replaced the picnic tables surrounding the park. The ribbon cutting was held on July 30, 2021.	

PGM Year: 2018

Project: 0007 - Streetlights and Infrastructure

IDIS Activity: 7224 - CITY-ES-SMART STREET LIGHT-19

Status: Open
 Location: 7373 Tooma St San Diego, CA 92139-2938

Objective: Create suitable living environments
 Outcome: Availability/accessibility
 Matrix Code: Street Improvements (03K) National Objective: LMA

Activity to prevent, prepare for, and respond to Coronavirus: No

Initial Funding Date: 04/02/2019

Description:

Street LightingInfrastructure: street lighting installationretrofitting throughout the City's CDBG-eligible services areas, in partnership with the City's Environmental Services Department andor other priority infrastructure projects serving LMI communitiesindividuals, as identified and approved

Financing

	Fund Type	Grant Year	Grant	Funded Amount	Drawn In Program Year	Drawn Thru Program Year
CDBG	EN	2017	B17MC060542	\$826,168.65	\$0.00	\$826,168.65
		2018	B18MC060542	\$1,029,471.21	\$0.00	\$812,476.84
		2019	B19MC060542	\$1,357,712.63	\$0.00	\$0.00
	PI			\$1,599,360.54	\$0.00	\$1,599,360.54
Total	Total			\$4,812,713.03	\$0.00	\$3,238,006.03

Proposed Accomplishments

People (General) : 1
 Total Population in Service Area: 8,275
 Census Tract Percent Low / Mod: 61.33

Annual Accomplishments

No data returned for this view. This might be because the applied filter excludes all data.

PGM Year: 2018
Project: 0004 - Affordable Housing and Residential Rehabilitation
IDIS Activity: 7226 - CHICANO FEDERATION-WINDOW-19

Status: Completed 3/24/2021 12:00:00 AM
 Location: 4033 33rd St San Diego, CA 92104-2186
 Objective: Provide decent affordable housing
 Outcome: Availability/accessibility
 Matrix Code: Rehab; Multi-Unit Residential (14B) National Objective: LMH

Activity to prevent, prepare for, and respond to Coronavirus: No

Initial Funding Date: 11/09/2018

Description:

Window Replacement-Park Place Property will replace windows at a senior affordable housing complex.

Financing

	Fund Type	Grant Year	Grant	Funded Amount	Drawn In Program Year	Drawn Thru Program Year
CDBG	EN	2017	B17MC060542	\$1,155.00	\$0.00	\$1,155.00
	PI			\$245,029.53	\$181,521.40	\$245,029.53

Total	Total			\$246,184.53	\$181,521.40	\$246,184.53
--------------	--------------	--	--	---------------------	---------------------	---------------------

Proposed Accomplishments

Housing Units : 32

Actual Accomplishments

Number assisted:

	Owner		Renter		Total		Person	
	Total	Hispanic	Total	Hispanic	Total	Hispanic	Total	Hispanic
White:	0	0	21	5	21	5	0	0
Black/African American:	0	0	5	0	5	0	0	0
Asian:	0	0	2	0	2	0	0	0
American Indian/Alaskan Native:	0	0	0	0	0	0	0	0
Native Hawaiian/Other Pacific Islander:	0	0	0	0	0	0	0	0
American Indian/Alaskan Native & White:	0	0	0	0	0	0	0	0
Asian White:	0	0	1	0	1	0	0	0
Black/African American & White:	0	0	0	0	0	0	0	0
American Indian/Alaskan Native & Black/African American:	0	0	0	0	0	0	0	0
Other multi-racial:	0	0	2	0	2	0	0	0
Asian/Pacific Islander:	0	0	0	0	0	0	0	0
Hispanic:	0	0	0	0	0	0	0	0
Total:	0	0	31	5	31	5	0	0

Female-headed Households: 0 16 16

Income Category:

	Owner	Renter	Total	Person
Extremely Low	0	25	25	0
Low Mod	0	6	6	0
Moderate	0	0	0	0
Non Low Moderate	0	0	0	0
Total	0	31	31	0
Percent Low/Mod		100.0%	100.0%	

Annual Accomplishments

Years	Accomplishment Narrative	# Benefitting
2018	For Fiscal year 2019 year end, construction is currently ongoing with no issues. Intercom and side steps to get into the building have been completed and awaiting delivery of the fire rated windows that needs to be installed in hallways and corridors. Construction is ongoing and will continue into the next fiscal year.	
2019	For Fiscal year 2020 year end, construction has been completed but needs to report demographics and outcomes. Project will be reported in Fiscal Year 2021 CAPER.	

	Total	Hispanic	Total	Hispanic	Total	Hispanic	Total	Hispanic
White:	0	0	0	0	0	0	0	0
Black/African American:	0	0	0	0	0	0	0	0
Asian:	0	0	0	0	0	0	0	0
American Indian/Alaskan Native:	0	0	0	0	0	0	0	0
Native Hawaiian/Other Pacific Islander:	0	0	0	0	0	0	0	0
American Indian/Alaskan Native & White:	0	0	0	0	0	0	0	0
Asian White:	0	0	0	0	0	0	0	0
Black/African American & White:	0	0	0	0	0	0	0	0
American Indian/Alaskan Native & Black/African American:	0	0	0	0	0	0	0	0
Other multi-racial:	0	0	0	0	0	0	0	0
Asian/Pacific Islander:	0	0	0	0	0	0	0	0
Hispanic:	0	0	0	0	0	0	0	0
Total:	0	0	0	0	0	0	0	0

Female-headed Households: 0 0 0

Income Category:

	Owner	Renter	Total	Person
Extremely Low	0	0	0	0
Low Mod	0	0	0	0
Moderate	0	0	0	0
Non Low Moderate	0	0	0	0
Total	0	0	0	0

Percent Low/Mod

Annual Accomplishments

Years **Accomplishment Narrative** **# Benefitting**

2018

PGM Year:	2018
Project:	0008 - Homelessness
IDIS Activity:	7234 - CITY SD-ED-HOMELESS FAC SVC-19

Status: Open Objective: Provide decent affordable housing
 Location: 1400 3rd Ave San Diego, CA 92101-3103 Outcome: Availability/accessibility
 Matrix Code: Operating Costs of Homeless/AIDS National Objective: LMC

Activity to prevent, prepare for, and respond to Coronavirus: No

Initial Funding Date: 06/23/2020

Description:

Homeless Navigation Center Operations: to support the operation of the homeless navigation center; service provider will be selected upon completion of an RFP process in progress

Financing

	Fund Type	Grant Year	Grant	Funded Amount	Drawn In Program Year	Drawn Thru Program Year
CDBG	EN	2019	B19MC060542	\$203,553.32	\$0.00	\$0.00
	PI			\$796,446.68	\$796,446.68	\$796,446.68
Total	Total			\$1,000,000.00	\$796,446.68	\$796,446.68

Proposed Accomplishments

People (General) : 100

Actual Accomplishments

Number assisted:

	Owner		Renter		Total		Person	
	Total	Hispanic	Total	Hispanic	Total	Hispanic	Total	Hispanic
White:	0	0	0	0	0	0	428	180
Black/African American:	0	0	0	0	0	0	318	18
Asian:	0	0	0	0	0	0	12	2
American Indian/Alaskan Native:	0	0	0	0	0	0	13	6
Native Hawaiian/Other Pacific Islander:	0	0	0	0	0	0	8	1
American Indian/Alaskan Native & White:	0	0	0	0	0	0	7	2
Asian White:	0	0	0	0	0	0	2	0
Black/African American & White:	0	0	0	0	0	0	8	3
American Indian/Alaskan Native & Black/African American:	0	0	0	0	0	0	4	0
Other multi-racial:	0	0	0	0	0	0	49	33
Asian/Pacific Islander:	0	0	0	0	0	0	0	0
Hispanic:	0	0	0	0	0	0	0	0
Total:	0	0	0	0	0	0	849	245

Female-headed Households:

0	0	0
---	---	---

Income Catearv:

	Owner	Renter	Total	Person
Extremely Low	0	0	0	838
Low Mod	0	0	0	11
Moderate	0	0	0	0
Non Low Moderate	0	0	0	0
Total	0	0	0	849
Percent Low/Mod				100.0%

Annual Accomplishments

Years	Accomplishment Narrative	# Benefitting
--------------	---------------------------------	----------------------

2018 For Fiscal year 2019 year end, no clients were assisted because of the late execution of agreement. Project will look to close in FY 20.

2019 For Fiscal year 2020 closeout, 849 clients were assisted. During the 2019-2020 fiscal year, FHCSO successfully implemented outreach and street based Navigation services, while construction and other tenant improvements within the 26,508 square foot site were completed. In December of 2019, doors opened and onsite services began within San Diegos first Housing Navigation Site. Since then, FHCSO and its partners have provided on site services to 849enrolled persons.

PGM Year: 2018
Project: 0005 - Economic Development/Small Business Assistance
IDIS Activity: 7239 - CITY HEIGHTS CDC-MICROENTERPRISE-19

Status: Canceled 12/7/2020 12:42:06 PM Objective: Create economic opportunities
 Location: 4001 El Cajon Blvd Ste 205 San Diego, CA 92105-1111 Outcome: Availability/accessibility
 Matrix Code: Micro-Enterprise Assistance (18C) National Objective: LMCMC

Activity to prevent, prepare for, and respond to Coronavirus: No

Initial Funding Date: 06/22/2020

Description:

Microenterprise Success Program will assist City of San Diego LMI residents with training, grant capital, and guidance for establishing or expanding a microenterprise.

Financing

No data returned for this view. This might be because the applied filter excludes all data.

Proposed Accomplishments

Businesses : 20

Actual Accomplishments

Number assisted:

	Owner		Renter		Total		Person	
	Total	Hispanic	Total	Hispanic	Total	Hispanic	Total	Hispanic
White:	0	0	0	0	0	0		0
Black/African American:	0	0	0	0	0	0	0	0
Asian:	0	0	0	0	0	0	0	0
American Indian/Alaskan Native:	0	0	0	0	0	0	0	0
Native Hawaiian/Other Pacific Islander:	0	0	0	0	0	0	0	0
American Indian/Alaskan Native & White:	0	0	0	0	0	0	0	0
Asian White:	0	0	0	0	0	0	0	0
Black/African American & White:	0	0	0	0	0	0	0	0
American Indian/Alaskan Native & Black/African American:	0	0	0	0	0	0	0	0
Other multi-racial:	0	0	0	0	0	0	0	0
Asian/Pacific Islander:	0	0	0	0	0	0	0	0
Hispanic:	0	0	0	0	0	0	0	0
Total:	0	0	0	0	0	0	0	0

Female-headed Households: 0 0 0

Asian White:	0	0	0	0	0	0	0	0	0
Black/African American & White:	0	0	0	0	0	0	0	0	0
American Indian/Alaskan Native & Black/African American:	0	0	0	0	0	0	0	0	0
Other multi-racial:	0	0	0	0	0	0	0	1	0
Asian/Pacific Islander:	0	0	0	0	0	0	0	0	0
Hispanic:	0	0	0	0	0	0	0	0	0
Total:	0	0	0	0	0	0	0	8	2

Female-headed Households: 0 0 0

Income Category:

	Owner	Renter	Total	Person
Extremely Low	0	0	0	3
Low Mod	0	0	0	3
Moderate	0	0	0	2
Non Low Moderate	0	0	0	0
Total	0	0	0	8
Percent Low/Mod	100.0%			

Annual Accomplishments

Years	Accomplishment Narrative	# Benefiting
2018	For the first 6 months of Fiscal Year 2019, 8 clients have been assisted.	
PGM Year:	2018	
Project:	0005 - Economic Development/Small Business Assistance	
IDIS Activity:	7241 - CITY SD-ED-BUS ASSISTANCE FUND-19	
Status:	Open	Objective: Create economic opportunities
Location:	1200 3rd Ave San Diego, CA 92101-4110	Outcome: Availability/accessibility
		Matrix Code: ED Direct Financial Assistance to For- National Objective: LMJ

Activity to prevent, prepare for, and respond to Coronavirus: No

Initial Funding Date: 11/09/2018

Description:

Business Assistance Fund

Financing

	Fund Type	Grant Year	Grant	Funded Amount	Drawn In Program Year	Drawn Thru Program Year
CDBG	EN	2018	B18MC060542	\$300,000.00	\$0.00	\$300,000.00
Total	Total			\$300,000.00	\$0.00	\$300,000.00

Proposed Accomplishments

Jobs : 8

Actual Accomplishments

Number assisted:	Owner		Renter		Total		Person	
	Total	Hispanic	Total	Hispanic	Total	Hispanic	Total	Hispanic
White:	0	0	0	0	0	0	6	2
Black/African American:	0	0	0	0	0	0	1	0
Asian:	0	0	0	0	0	0	0	0
American Indian/Alaskan Native:	0	0	0	0	0	0	0	0
Native Hawaiian/Other Pacific Islander:	0	0	0	0	0	0	0	0
American Indian/Alaskan Native & White:	0	0	0	0	0	0	0	0
Asian White:	0	0	0	0	0	0	0	0
Black/African American & White:	0	0	0	0	0	0	0	0
American Indian/Alaskan Native & Black/African American:	0	0	0	0	0	0	0	0
Other multi-racial:	0	0	0	0	0	0	1	0
Asian/Pacific Islander:	0	0	0	0	0	0	0	0
Hispanic:	0	0	0	0	0	0	0	0
Total:	0	0	0	0	0	0	8	2
Female-headed Households:	0		0		0			

Income Category:

	Owner	Renter	Total	Person
Extremely Low	0	0	0	3
Low Mod	0	0	0	3
Moderate	0	0	0	2
Non Low Moderate	0	0	0	0
Total	0	0	0	8
Percent Low/Mod				100.0%

Annual Accomplishments

Years	Accomplishment Narrative	# Benefitting
2018	For the first 6 months of Fiscal Year 2019, 8 clients have been assisted.	

PGM Year:	2018
Project:	0005 - Economic Development/Small Business Assistance
IDIS Activity:	7242 - CITY SD-ED-EARLY-STAGE DEV ACCEL-19
Status:	Open
Location:	404 Euclid Ave San Diego, CA 92114-2221
Objective:	Provide decent affordable housing
Outcome:	Affordability
Matrix Code:	ED Technical Assistance (18B)
National Objective:	LMJ

Activity to prevent, prepare for, and respond to Coronavirus: No

Initial Funding Date: 06/23/2020

Description:

Financing

	Fund Type	Grant Year	Grant	Funded Amount	Drawn In Program Year	Drawn Thru Program Year
CDBG	EN	2019	B19MC060542	\$96,464.88	\$0.00	\$0.00
	PI			\$403,535.12	\$142,641.44	\$403,535.12
Total	Total			\$500,000.00	\$142,641.44	\$403,535.12

Proposed Accomplishments

Jobs : 14

Actual Accomplishments

Number assisted:

	Owner		Renter		Total		Person	
	Total	Hispanic	Total	Hispanic	Total	Hispanic	Total	Hispanic
White:	0	0	0	0	0	0		0
Black/African American:	0	0	0	0	0	0	0	0
Asian:	0	0	0	0	0	0	0	0
American Indian/Alaskan Native:	0	0	0	0	0	0	0	0
Native Hawaiian/Other Pacific Islander:	0	0	0	0	0	0	0	0
American Indian/Alaskan Native & White:	0	0	0	0	0	0	0	0
Asian White:	0	0	0	0	0	0	0	0
Black/African American & White:	0	0	0	0	0	0	0	0
American Indian/Alaskan Native & Black/African American:	0	0	0	0	0	0	0	0
Other multi-racial:	0	0	0	0	0	0	0	0
Asian/Pacific Islander:	0	0	0	0	0	0	0	0
Hispanic:	0	0	0	0	0	0	0	0
Total:	0	0	0	0	0	0	0	0

Female-headed Households: 0 0 0

Income Catearv:

	Owner	Renter	Total	Person
Extremely Low	0	0	0	0
Low Mod	0	0	0	0
Moderate	0	0	0	0
Non Low Moderate	0	0	0	0
Total	0	0	0	0

Percent Low/Mod

Annual Accomplishments

No data returned for this view. This might be because the applied filter excludes all data.

PGM Year: 2018
Project: 0008 - Homelessness
IDIS Activity: 7252 - SD HSG COMM-INTERIM HOUSING-19

Status: Completed 8/26/2021 12:00:00 AM Objective: Create suitable living environments
 Location: 1122 Broadway San Diego, CA 92101-5615 Outcome: Availability/accessibility
 Matrix Code: Operating Costs of Homeless/AIDS National Objective: LMC

Activity to prevent, prepare for, and respond to Coronavirus: No
Initial Funding Date: 02/14/2019

Description:
 Interim Housing for Homeless Adults provides interim housing and supportive services designed to help facilitate stabilization and exits to longer term or permanent housing for homeless single adults.

Financing

	Fund Type	Grant Year	Grant	Funded Amount	Drawn In Program Year	Drawn Thru Program Year
CDBG	EN	2018	B18MC060542	\$232,037.89	\$0.00	\$232,037.89
	PI			\$35,273.85	\$0.00	\$35,273.85
Total	Total			\$267,311.74	\$0.00	\$267,311.74

Proposed Accomplishments

People (General) : 1,500

Actual Accomplishments

<i>Number assisted:</i>	Owner		Renter		Total		Person	
	Total	Hispanic	Total	Hispanic	Total	Hispanic	Total	Hispanic
White:	0	0	0	0	0	0	951	308
Black/African American:	0	0	0	0	0	0	424	18
Asian:	0	0	0	0	0	0	28	2
American Indian/Alaskan Native:	0	0	0	0	0	0	31	9
Native Hawaiian/Other Pacific Islander:	0	0	0	0	0	0	22	3
American Indian/Alaskan Native & White:	0	0	0	0	0	0	8	1
Asian White:	0	0	0	0	0	0	2	0
Black/African American & White:	0	0	0	0	0	0	8	3
American Indian/Alaskan Native & Black/African American:	0	0	0	0	0	0	1	0
Other multi-racial:	0	0	0	0	0	0	35	8
Asian/Pacific Islander:	0	0	0	0	0	0	0	0
Hispanic:	0	0	0	0	0	0	0	0
Total:	0	0	0	0	0	0	1,510	352
Female-headed Households:	0		0		0			

Income Category:

	Owner	Renter	Total	Person
Extremely Low	0	0	0	1,505
Low Mod	0	0	0	3
Moderate	0	0	0	2
Non Low Moderate	0	0	0	0
Total	0	0	0	1,510
Percent Low/Mod				100.0%

Annual Accomplishments

Years	Accomplishment Narrative	# Benefitting
-------	--------------------------	---------------

2018 For Fiscal Year 2019 Closeout, 1510 clients were assisted. The Homeless Interim Housing Program operated 365 days during the Fiscal Year 2019 grant year, providing 350 beds of low-barrier shelter, which includes 50 Homeless Outreach Team (HOT) beds. The FJV Interim and HOT programs served 1,510 unique clients during the grant year. Although there was a decrease in veterans served due to the availability of shelter for veterans at Temporary Bridge Shelter, the FJV Interim program served an average of 12 veterans each month.

All clients are assigned a Housing Navigator (HN) who assists the client with their housing case plan and connects them to appropriate resources in the community. Although HNs encourages clients to resolve their homelessness or consider returning to their families, FJV sends a spreadsheet of clients waiting for housing resources to RTFH monthly.

The average length of stay for leavers, both HOT and Interim beds, was 84 days with a median of 32 days. This spread, between average and median, highlights the polar nature of clients staying longer term or checking out quickly.

Overall, 42% of clients checking out to Longer Term Housing, 69% for those who stayed over 90 days and 32% for those who stayed under 90 days. Clients that stayed over 90 days had a success rate to permanent housing destinations of 50%, this is compared to just 21% for those under 90 days. Clients who stayed longer than 90 days needed more assistance because of the following: Low-income apartments are scarce; it takes time to find an apartment because clients prefer a location close to supportive services and easy access to transportation; there are clients who need more time to work on their barriers such as health, legal issues, eviction, missing documentations, etc. At the same time, there is no guarantee that clients will be matched to a provider.

PGM Year:	Representatives from FJV Coordinated Services continues their monthly Outreach events with HOT. Clean and Safe. along with SDPD. and other 2018		
Project:	0001 - CDBG Administration		
IDIS Activity:	7258 - UNOBLIGATED CDBG-19		
Status:	Canceled 3/3/2021 10:15:32 AM	Objective:	
Location:	,	Outcome:	
		Matrix Code:	General Program Administration (21A) National Objective:

Activity to prevent, prepare for, and respond to Coronavirus: No

Initial Funding Date: 08/08/2018

Description:

6828A-IL.00005ANNUAL SIGNALS A-IL 71,019.73
 6869BM1000003-16SAN YSIDRO FIRE STN 253,727.32
 6870HH1000003-16HARD COURT IM 3,690.45
 7299DG1000003-17CITY SD-SFHR-CLEAN AND GREEN 187,212.00
 6941BD1000003-17VALENCIAMALCOLM LIB 100,391.25

Financing

No data returned for this view. This might be because the applied filter excludes all data.

Proposed Accomplishments

Actual Accomplishments

<i>Number assisted:</i>	Owner		Renter		Total		Person	
	Total	Hispanic	Total	Hispanic	Total	Hispanic	Total	Hispanic
White:					0	0		
Black/African American:					0	0		
Asian:					0	0		
American Indian/Alaskan Native:					0	0		
Native Hawaiian/Other Pacific Islander:					0	0		
American Indian/Alaskan Native & White:					0	0		
Asian White:					0	0		
Black/African American & White:					0	0		
American Indian/Alaskan Native & Black/African American:					0	0		
Other multi-racial:					0	0		
Asian/Pacific Islander:					0	0		
Hispanic:					0	0		
Total:	0	0	0	0	0	0	0	0

Female-headed Households:

0

Income Category:

	Owner	Renter	Total	Person
Extremely Low			0	
Low Mod			0	
Moderate			0	
Non Low Moderate			0	
Total	0	0	0	0
Percent Low/Mod				

Annual Accomplishments

No data returned for this view. This might be because the applied filter excludes all data.

PGM Year: 2016
Project: 0098 - RESIDENTIAL REHABILITATION/AFFORDABLE HOUSING
IDIS Activity: 7300 - CITY SD-MFHR-PERMANENT SUPPORT HOUSING-17

Status: Completed 9/15/2021 12:00:00 AM
 Location: 1122 Broadway Ste 300 San Diego, CA 92101-5629

Objective: Create suitable living environments
 Outcome: Availability/accessibility
 Matrix Code: Rehab; Multi-Unit Residential (14B) National Objective: LMH

Activity to prevent, prepare for, and respond to Coronavirus: No

Initial Funding Date: 03/05/2019

Description:

Part of Affordable Housing Fund will look to increase affordable housing opportunities with multi-family housing rehabilitation to increase permanent supportive housing.

Financing

	Fund Type	Grant Year	Grant	Funded Amount	Drawn In Program Year	Drawn Thru Program Year
CDBG	PI			\$3,350,000.00	\$0.00	\$3,350,000.00
Total	Total			\$3,350,000.00	\$0.00	\$3,350,000.00

Proposed Accomplishments

Actual Accomplishments

Number assisted:

	Owner		Renter		Total		Person	
	Total	Hispanic	Total	Hispanic	Total	Hispanic	Total	Hispanic
White:	0	0	0	0	0	0		0
Black/African American:	0	0	0	0	0	0	0	0
Asian:	0	0	0	0	0	0	0	0
American Indian/Alaskan Native:	0	0	0	0	0	0	0	0
Native Hawaiian/Other Pacific Islander:	0	0	0	0	0	0	0	0
American Indian/Alaskan Native & White:	0	0	0	0	0	0	0	0
Asian White:	0	0	0	0	0	0	0	0
Black/African American & White:	0	0	0	0	0	0	0	0
American Indian/Alaskan Native & Black/African American:	0	0	0	0	0	0	0	0
Other multi-racial:	0	0	0	0	0	0	0	0
Asian/Pacific Islander:	0	0	0	0	0	0	0	0
Hispanic:	0	0	0	0	0	0	0	0
Total:	0	0	0	0	0	0	0	0
Female-headed Households:	0		0		0			

Income Category:

	Owner	Renter	Total	Person
Extremely Low	0	0	0	0
Low Mod	0	0	0	0
Moderate	0	0	0	0
Non Low Moderate	0	0	0	0
Total	0	0	0	0

Percent Low/Mod

Annual Accomplishments

<u>Years</u>	<u>Accomplishment Narrative</u>	<u># Benefitting</u>
--------------	---------------------------------	----------------------

2016	Two multifamily rental housing rehabilitation projects have been allocated CDBG AHRLF dollars from the FY 17 and FY 18 allocations.	
------	---	--

As of June 30, 2017 both projects received loan commitment approvals at the San Diego Housing Commission Board. New Palace received loan approval on 12/02/2016 and Zephyr received loan approval on 02/10/2017. No other actions related to the multifamily rental housing permanent supportive housing were complete in FY 17. Two multifamily rental housing rehabilitation projects have been allocated CDBG AHRLF dollars from the FY 17 and FY 18 allocations.

The full allocation (\$3,350,000) of the FY 17 CDBG AHRLF dollars was expended on 11/15/17. As of June 30, 2018 there is a balance of \$845,446 of FY18 AHRLF dollars to disburse.

New Palace on 08/30/2017 the project closed construction financing and began rehabilitation work. A total of \$2,945,000 of the FY 17 CDBG allocation was paid on 08/30/17. New Palace has a balance of \$145,000 to expend. We anticipate construction to complete April 2019 creating 84 affordable permanent supporting housing units for homeless seniors. When the project completes there will also be a managers unit, community room, and on-site service provider offices.

Zephyr on 11/22/2017 the project closed construction financing and began rehabilitation work. A total of \$405,000 of the FY 17 CDBG allocation was paid on 11/15/17. The Zephyr has a balance of \$650,000 to expend. We anticipate construction to complete in January 2019 creating 79 affordable permanent supportive housing units for homeless veterans. When the project completes there will also be a managers unit, community room, and on-site service provider offices.

\$405,000 of the FY 18 CDBG allocation was expended on 01/03/19. As of 04/30/19 there is a balance of \$435,000 to expend. Both projects will received their respective funding upon completion of conversion to permanent financing.

New Palace

This project receive notice of substantial completion on 12/19/2018. This project subsequently experienced some delays in completing lease up of the units. In December, prior to issuance on the substantial completion notice, the property also experienced water damage that required the temporary relocation of seven residents, and repairs that spanned the entirety of the basement floor.

The developer, Housing Development Partners (HDP), filed an insurance claim immediately following the incident, but having not received determination sixty days after their claim, and to protect resident rent subsidies that were at risk if temporary relocation exceeded 120 days, HDP initiated repairs on February 8, using funds from Civic San Diego. This work is separate and unrelated to the base contract. Repair timeframe was 35 days. Residents were moved back in, and final work was completed by March 15th. The close out reporting information was submitted to the Housing Commission in April 2019. The balance of CDBG funding (\$145,000) will be released upon completion of conversion to permanent financing, anticipated to be complete May or June 2019.

Zephyr

This project received the certificate of completion for the residential building on 01/29/2019. The property will complete leasing in May 2019. The Grand Opening is scheduled on 05/15/2019. The balance of CDBG funds (\$650,000) will be released upon completion of conversion to permanent

2017 The full allocation (\$3,350,000) of the FY 17 CDBG AHRLF dollars was expended on 11/15/17. As of June 30, 2018 there is a balance of \$845,446 of FY18 AHRLF dollars to disburse. New Palace on 08/30/2017 the project closed construction financing and began rehabilitation work. A total of \$2,945,000 of the FY 17 CDBG allocation was paid on 08/30/17. New Palace has a balance of \$145,000 to expend. We anticipate construction to complete April 2019 creating 84 affordable permanent supporting housing units for homeless seniors. When the project completes there will also be a manager's unit, community room, and on-site service provider offices.

Zephyr on 11/22/2017 the project closed construction financing and began rehabilitation work. A total of \$405,000 of the FY 17 CDBG allocation was paid on 11/15/17. The Zephyr has a balance of \$650,000 to expend. We anticipate construction to complete in January 2019 creating 79 affordable permanent supportive housing units for homeless veterans. When the project completes there will also be a managers unit, community room, and on-site service provider offices.

2018 \$405,000 of the FY 18 CDBG allocation was expended on 01/03/19. As of 04/30/19 there is a balance of \$435,000 to expend. Both projects will received their respective funding upon completion of conversion to permanent financing.

New Palace
This project receive notice of substantial completion on 12/19/2018. This project subsequently experienced some delays in completing lease up of the units. In December, prior to issuance on the substantial completion notice, the property also experienced water damage that required the temporary relocation of seven residents, and repairs that spanned the entirety of the basement floor. The developer, Housing Development Partners (HDP), filed an insurance claim immediately following the incident, but having not received determination sixty days after their claim, and to protect resident rent subsidies that were at risk if temporary relocation exceeded 120 days, HDP initiated repairs on February 8, using funds from Civic San Diego. This work is separate and unrelated to the base contract. Repair timeframe was 35 days. Residents were moved back in, and final work was completed by March 15th. The close out reporting information was submitted to the Housing Commission in April 2019. The balance of CDBG funding (\$145,000) will be released upon completion of conversion to permanent financing, anticipated to be complete May or June 2019.

Zephyr
This project received the certificate of completion for the residential building on 01/29/2019. The property will complete leasing in May 2019. The Grand Opening is scheduled on 05/15/2015. The balance of CDBG funds (\$290,000) will be released upon completion of conversion to permanent financing.

PGM Year: 2017
Project: 0002 - ECONOMIC DEVELOPMENT/SMALL BUSINESS ASSISTANCE
IDIS Activity: 7301 - CITY SD-ED-EARLY STAGE DEV ACCEL-OPS-18

Status: Open Objective: Create economic opportunities
 Location: 404 Euclid Ave San Diego, CA 92114-2221 Outcome: Availability/accessibility
 Matrix Code: ED Technical Assistance (18B) National Objective: LMJ

Activity to prevent, prepare for, and respond to Coronavirus: No

Initial Funding Date: 03/05/2019

Description:

Operations activities associated with Business Accelerator to create new jobs.

Financing

	Fund Type	Grant Year	Grant	Funded Amount	Drawn In Program Year	Drawn Thru Program Year
--	-----------	------------	-------	---------------	-----------------------	-------------------------

CDBG	PI			\$167,508.00	\$0.00	\$167,508.00
Total	Total			\$167,508.00	\$0.00	\$167,508.00

Proposed Accomplishments

Jobs : 4

Actual Accomplishments

Number assisted:

	Owner		Renter		Total		Person	
	Total	Hispanic	Total	Hispanic	Total	Hispanic	Total	Hispanic
White:	0	0	0	0	0	0		0
Black/African American:	0	0	0	0	0	0	0	0
Asian:	0	0	0	0	0	0	0	0
American Indian/Alaskan Native:	0	0	0	0	0	0	0	0
Native Hawaiian/Other Pacific Islander:	0	0	0	0	0	0	0	0
American Indian/Alaskan Native & White:	0	0	0	0	0	0	0	0
Asian White:	0	0	0	0	0	0	0	0
Black/African American & White:	0	0	0	0	0	0	0	0
American Indian/Alaskan Native & Black/African American:	0	0	0	0	0	0	0	0
Other multi-racial:	0	0	0	0	0	0	0	0
Asian/Pacific Islander:	0	0	0	0	0	0	0	0
Hispanic:	0	0	0	0	0	0	0	0
Total:	0	0	0	0	0	0	0	0

Female-headed Households: 0 0 0

Income Category:

	Owner	Renter	Total	Person
Extremely Low	0	0	0	0
Low Mod	0	0	0	0
Moderate	0	0	0	0
Non Low Moderate	0	0	0	0
Total	0	0	0	0

Percent Low/Mod

Annual Accomplishments

No data returned for this view. This might be because the applied filter excludes all data.

PGM Year:	2019
Project:	0001 - CDBG Administration
IDIS Activity:	7323 - HUD ADMINISTRATION-20

Status:	Open	Objective:	
Location:	,	Outcome:	
		Matrix Code:	General Program Administration (21A)
		National Objective:	

Activity to prevent, prepare for, and respond to Coronavirus: No

Initial Funding Date: 08/29/2019

Description:

General CDBG admin costs

Financing

	Fund Type	Grant Year	Grant	Funded Amount	Drawn In Program Year	Drawn Thru Program Year
CDBG	EN	2016	B16MC060542	\$117,830.41	\$0.00	\$117,830.41
		2018	B18MC060542	\$40,230.77	\$4,336.40	\$40,230.77
		2019	B19MC060542	\$43,068.73	\$19,811.84	\$19,811.84
	PI			\$5,952,047.80	\$2,480,672.26	\$5,952,047.80
Total	Total			\$6,153,177.71	\$2,504,820.50	\$6,129,920.82

Proposed Accomplishments

Actual Accomplishments

Number assisted:

Owner		Renter		Total		Person	
Total	Hispanic	Total	Hispanic	Total	Hispanic	Total	Hispanic

White:				0	0		
Black/African American:				0	0		
Asian:				0	0		
American Indian/Alaskan Native:				0	0		
Native Hawaiian/Other Pacific Islander:				0	0		
American Indian/Alaskan Native & White:				0	0		
Asian White:				0	0		
Black/African American & White:				0	0		
American Indian/Alaskan Native & Black/African American:				0	0		
Other multi-racial:				0	0		
Asian/Pacific Islander:				0	0		
Hispanic:				0	0		
Total:	0	0	0	0	0	0	0

Female-headed Households: 0

Income Catearv:

	Owner	Renter	Total	Person
Extremely Low			0	
Low Mod			0	
Moderate			0	
Non Low Moderate			0	
Total	0	0	0	0

Percent Low/Mod

Annual Accomplishments

No data returned for this view. This might be because the applied filter excludes all data.

PGM Year:	2019
Project:	0001 - CDBG Administration
IDIS Activity:	7324 - FAIR HSG SERVICES-20

Status:	Completed 1/11/2021 12:00:00 AM	Objective:	
Location:	,	Outcome:	
		Matrix Code:	Fair Housing Activities (subject to 20% National Objective:

Activity to prevent, prepare for, and respond to Coronavirus: No

Initial Funding Date: 12/11/2019

Description:
Fair Housing activities

Financing

	Fund Type	Grant Year	Grant	Funded Amount	Drawn In Program Year	Drawn Thru Program Year
CDBG	PI			\$210,498.24	\$146,209.53	\$210,498.24
Total	Total			\$210,498.24	\$146,209.53	\$210,498.24

Proposed Accomplishments

Actual Accomplishments

Number assisted:

	Owner		Renter		Total		Person	
	Total	Hispanic	Total	Hispanic	Total	Hispanic	Total	Hispanic
White:					0	0		
Black/African American:					0	0		
Asian:					0	0		
American Indian/Alaskan Native:					0	0		
Native Hawaiian/Other Pacific Islander:					0	0		
American Indian/Alaskan Native & White:					0	0		
Asian White:					0	0		
Black/African American & White:					0	0		
American Indian/Alaskan Native & Black/African American:					0	0		
Other multi-racial:					0	0		
Asian/Pacific Islander:					0	0		
Hispanic:					0	0		
Total:	0	0	0	0	0	0	0	0

Female-headed Households:

0

Income Catearv:

Owner	Renter	Total	Person
-------	--------	-------	--------

Other multi-racial:	0	0	5	0	5	0	0	0
Asian/Pacific Islander:	0	0	0	0	0	0	0	0
Hispanic:	0	0	0	0	0	0	0	0
Total:	0	0	192	42	192	42	0	0

Female-headed Households: 0 74 74

Income Category:

	Owner	Renter	Total	Person
Extremely Low	0	186	186	0
Low Mod	0	6	6	0
Moderate	0	0	0	0
Non Low Moderate	0	0	0	0
Total	0	192	192	0
Percent Low/Mod		100.0%	100.0%	

Annual Accomplishments

Years	Accomplishment Narrative	# Benefitting
2019	For Fiscal Year 2020 year end, project is still pending and will continue into fiscal year 2021.	
2020	For fiscal year 2021 closeout, a total of 192 units were improved. The San Diego Housing Commissions (SDHC) purchase of an extended-stay-type hotel on Hotel Circle created 190 new fully furnished, permanent affordable rental apartments with supportive services for individuals who experienced homelessness during the COVID-19 pandemic. The property also includes two managers units. The voluntary, wraparound supportive and case management services available for residents incorporate national best practices such as trauma-informed care, motivational interviewing, harm-reduction, and a client-centered approach to services. SDHC contracts with PATH San Diego to provide these services at this location. The property was in good condition and required minimal work to make it available for move-ins, which began in December 2020. Kitchenettes for residents are in each unit, and furnishings in good condition were included with SDHCs purchase of the property. The new residents at this property were individuals served through Operation Shelter to Home, which launched April 1, 2020, to provide appropriately distanced, temporary shelter during the COVID-19 pandemic. Operation Shelter to Home is a collaborative effort between the City of San Diego, County of San Diego, SDHC, Regional Task Force on the Homeless (RTFH), San Diego Convention Center and homeless service providers. SDHC provided 190 federal rental housing vouchers to help the new residents pay their rent for their permanent affordable rental housing at this property. Funds from SDHC, the City of San Diego, the State of Californias Homekey Program, and a loan from Chase Bank made the purchase of this hotel possible. The funding included \$10 million from the Community Development Block Grant Affordable Housing Revolving Loan Fund.	

PGM Year:	2019	
Project:	0004 - Affordable Housing and Residential Rehabilitation CDBG	
IDIS Activity:	7327 - LISC CATALYTIC NEIGH FUND-20	
Status:	Canceled 8/10/2021 4:49:03 PM	Objective: Create suitable living environments
Location:	4305 University Ave San Diego, CA 92105-1645	Outcome: Availability/accessibility
	Matrix Code: Acquisition of Real Property (01)	National Objective: LMC

Activity to prevent, prepare for, and respond to Coronavirus: No

Initial Funding Date: 11/17/2020

Description:

A revolving source of capital to support acquisition and pre-development of affordable housing units for low to moderate-income households.

Financing

No data returned for this view. This might be because the applied filter excludes all data.

Proposed Accomplishments

Public Facilities : 1

Actual Accomplishments

Number assisted:

	Owner		Renter		Total		Person	
	Total	Hispanic	Total	Hispanic	Total	Hispanic	Total	Hispanic
White:	0	0	0	0	0	0		0
Black/African American:	0	0	0	0	0	0	0	0
Asian:	0	0	0	0	0	0	0	0
American Indian/Alaskan Native:	0	0	0	0	0	0	0	0
Native Hawaiian/Other Pacific Islander:	0	0	0	0	0	0	0	0
American Indian/Alaskan Native & White:	0	0	0	0	0	0	0	0
Asian White:	0	0	0	0	0	0	0	0
Black/African American & White:	0	0	0	0	0	0	0	0
American Indian/Alaskan Native & Black/African American:	0	0	0	0	0	0	0	0
Other multi-racial:	0	0	0	0	0	0	0	0
Asian/Pacific Islander:	0	0	0	0	0	0	0	0
Hispanic:	0	0	0	0	0	0	0	0
Total:	0	0	0	0	0	0	0	0
Female-headed Households:	0		0		0			

Income Category:

	Owner	Renter	Total	Person
Extremely Low	0	0	0	0
Low Mod	0	0	0	0
Moderate	0	0	0	0
Non Low Moderate	0	0	0	0
Total	0	0	0	0
Percent Low/Mod				

Annual Accomplishments

No data returned for this view. This might be because the applied filter excludes all data.

PGM Year: 2019

Project: 0004 - Affordable Housing and Residential Rehabilitation CDBG

IDIS Activity: 7328 - GRID ALTERNATIVES-SINGLE FAMILY-20

Status: Open

Objective: Provide decent affordable housing

Location: 1171 Ocean Ave Oakland, CA 94608-1147

Outcome: Availability/accessibility

Matrix Code: Rehab; Single-Unit Residential (14A)

National Objective: LMH

Activity to prevent, prepare for, and respond to Coronavirus: No

Initial Funding Date: 09/25/2019

Description:

Offers sustainability-focused rehabilitation services to low to moderate-income single-family households in San Diego.

Financing

	Fund Type	Grant Year	Grant	Funded Amount	Drawn In Program Year	Drawn Thru Program Year
CDBG	EN	2016	B16MC060542	\$3,794.30	\$0.00	\$3,794.30
		2017	B17MC060542	\$148,190.38	\$0.00	\$148,190.38
		2018	B18MC060542	\$120,310.84	\$0.00	\$0.00
		2019	B19MC060542	\$1,734,055.16	\$0.00	\$0.00
	PI			\$493,649.32	\$415,000.00	\$493,649.32
Total	Total			\$2,500,000.00	\$415,000.00	\$645,634.00

Proposed Accomplishments

Housing Units : 80

Actual Accomplishments

Number assisted:

	Owner		Renter		Total		Person	
	Total	Hispanic	Total	Hispanic	Total	Hispanic	Total	Hispanic
White:	10	3	0	0	10	3	0	0
Black/African American:	4	0	0	0	4	0	0	0
Asian:	0	0	0	0	0	0	0	0
American Indian/Alaskan Native:	0	0	0	0	0	0	0	0
Native Hawaiian/Other Pacific Islander:	0	0	0	0	0	0	0	0
American Indian/Alaskan Native & White:	0	0	0	0	0	0	0	0
Asian White:	0	0	0	0	0	0	0	0
Black/African American & White:	0	0	0	0	0	0	0	0
American Indian/Alaskan Native & Black/African American:	0	0	0	0	0	0	0	0
Other multi-racial:	2	0	0	0	2	0	0	0
Asian/Pacific Islander:	0	0	0	0	0	0	0	0
Hispanic:	0	0	0	0	0	0	0	0
Total:	16	3	0	0	16	3	0	0

Female-headed Households:

1	0	1
---	---	---

Income Catearv:

Owner	Renter	Total	Person
-------	--------	-------	--------

Asian White:	0	0	0	0	0	0	0	0
Black/African American & White:	0	0	0	0	0	0	1	1
American Indian/Alaskan Native & Black/African American:	0	0	0	0	0	0	0	0
Other multi-racial:	0	0	0	0	0	0	41	41
Asian/Pacific Islander:	0	0	0	0	0	0	0	0
Hispanic:	0	0	0	0	0	0	0	0
Total:	0	0	0	0	0	0	49	44

Female-headed Households: 0 0 0

Income Category:

	Owner	Renter	Total	Person
Extremely Low	0	0	0	24
Low Mod	0	0	0	19
Moderate	0	0	0	6
Non Low Moderate	0	0	0	0
Total	0	0	0	49
Percent Low/Mod				100.0%

Annual Accomplishments

Years	Accomplishment Narrative	# Benefitting
2019	Project did not complete in Fiscal Year 2020 and accomplishment data will be reported in FY 2021.	

2020

For Fiscal Year 2021 closeout, 14 businesses were assisted and a total of 49 business clients were assisted. The activities conducted during FY 2020 consisted of providing one-on-one consultations, workshops, academies, and mentoring. The activities offered supported 64 new unduplicated clients, of which 19 businesses were established and 8 were expanded. To better outline the activities conducted and their effectiveness, we classified the work that was performed during Fiscal Year 2020 into five categories (outreach, subprograms, workshops, grants/loans, and staff)

1. Outreach - To promote our program and services, we partnered with agencies in the City of San Diego by conducting presentations, one-on-ones to their audience, and tabling.
 - a. We conducted presentations on the steps required to start a small business to various groups and organizations. We were invited by Lindsay Community School, a school that only supports young mothers, the San Diego Mexican Consulate, Montgomery Middle School Family Dinner Gatherings, University of San Diego Movimiento Estudiantil Chicano de Aztlan (M.E.Ch.A), and the University of San Diego Student Service Center. Due to transportation limitations, Lindsay Community School gave us a space to hold one-on-one office hours for their students.
 - b. On 4/25, we were invited to promote our services at the Linda Vista Multicultural Fair Online Experience that was presented on Facebook Live.
 - c. On 10/16 we were invited to attend the Supplier Diversity Fair at the University of San Diego to promote our microenterprise program.

2. Subprograms - Our subprograms are programs embedded into our Microenterprise Program. They are yearly programs that continue into the following fiscal year. They can end if a partnership has been dissolved, and the partnership is required to give continuity. It can also end if the CDBG grant was not awarded or due to unforeseen events out of our control.

- a. The Mentoring Program is a collaboration between the University of San Diego and the Access Microenterprise Program that has supported Access clients for over three years. The purpose of the program is to assist entrepreneurs and aspiring entrepreneurs for a semester-long in the development and construction of their businesses. The program is designed where a business partner works with two MBA students on the completion of a business plan and with the business immediate needs such as marketing, accounting, etc. The program served a total of 16 clients supported by 12 MBA students during two semesters.
- b. Community Market at Access serves as a business incubator for start-up businesses. It promotes the visibility of our local vendors and awareness of the Access Microenterprise Program and its services. At the beginning of the fiscal year, we implemented weekly meetings with all of the vendors to cover topics such as building social media presence, announcing important upcoming events and presentations, and improving business pitch and networking strategies.

3. Workshops - The workshops were key to the growth, creation, and retention of each business. The workshops were introduced and developed for startup businesses and established businesses.

- a. The Accounting Academy for Small Businesses was designed to empower micro-entrepreneurs to increase sales and boost profitability. The academy includes a 3-week series (twice a week) of practical, hands-on training accompanied by one-on-one business counseling. The accounting academy was offered twice in a fiscal year, for Spanish and English speakers.

PGM Year:	2019
Project:	0005 - Economic Development
IDIS Activity:	7330 - ACCION-SAN DIEGO-20

Status:	Completed 9/24/2020 12:00:00 AM	Objective:	Create economic opportunities
Location:	404 Euclid Ave Ste 271 Suite 271 San Diego, CA 92114-2222	Outcome:	Availability/accessibility
		Matrix Code:	Micro-Enterprise Assistance (18C) National Objective: LMCMC

Activity to prevent, prepare for, and respond to Coronavirus: No

Initial Funding Date: 12/11/2019

Description:

Provides low-to-moderate income entrepreneurs with access to affordable loan capital and technical assistance.

Financing

	Fund Type	Grant Year	Grant	Funded Amount	Drawn In Program Year	Drawn Thru Program Year
CDBG	PI			\$191,109.82	\$33,957.21	\$191,109.82
Total	Total			\$191,109.82	\$33,957.21	\$191,109.82

Proposed Accomplishments

Businesses : 70

Actual Accomplishments*Number assisted:*

	Owner		Renter		Total		Person	
	Total	Hispanic	Total	Hispanic	Total	Hispanic	Total	Hispanic
White:	0	0	0	0	0	0	23	8
Black/African American:	0	0	0	0	0	0	6	1
Asian:	0	0	0	0	0	0	1	0
American Indian/Alaskan Native:	0	0	0	0	0	0	0	0
Native Hawaiian/Other Pacific Islander:	0	0	0	0	0	0	0	0
American Indian/Alaskan Native & White:	0	0	0	0	0	0	1	0
Asian White:	0	0	0	0	0	0	1	0
Black/African American & White:	0	0	0	0	0	0	0	0
American Indian/Alaskan Native & Black/African American:	0	0	0	0	0	0	0	0
Other multi-racial:	0	0	0	0	0	0	3	3
Asian/Pacific Islander:	0	0	0	0	0	0	0	0
Hispanic:	0	0	0	0	0	0	0	0
Total:	0	0	0	0	0	0	35	12
Female-headed Households:	0		0		0			

Income Category:

	Owner	Renter	Total	Person
Extremely Low	0	0	0	17
Low Mod	0	0	0	13
Moderate	0	0	0	5
Non Low Moderate	0	0	0	0
Total	0	0	0	35
Percent Low/Mod				100.0%

Annual Accomplishments

Years	Accomplishment Narrative	# Benefitting
--------------	---------------------------------	----------------------

2019

For Fiscal Year 2020 closeout, In FY 2020 (July 2019 to June 2020), Accion completed the following per the CDBG agreement:

Technical Assistance: Accion provided technical assistance to 35 clients, 28 of which received loans between \$300 and \$100,000. All FY20 clients are LMI City of SD residents/businesses.

The FY 2020 project experienced lower loan application volume than expected due to macroeconomic conditions resulting from the COVID-19 pandemics effect on the economy and small business community as a result of non-essential business closures. In response, Accion added additional services to respond to past and current needs of CDBG borrowers including: loan deferrals/restructures for current borrowers, tailored education through webinars to help with relief/recovery, and a small business resource page that is updated daily (<http://social.accion.org/covidresources>). As part of Accions client relief efforts, 36 FY 2020 and prior years CDBG TA project recipients received loan restructures to provide immediate cash flow relief, enabling them to focus on more pressing costs like payroll and rent.

Client Data Monitoring: Program data on 35 clients was captured during the loan application process in FY20. Data monitoring continues for these 35 LMI clients reported to CDBG FY20 and for the 50 LMI active City of SD clients reported under prior years' CDBG contracts.

Workshops: 0 FY20 CDBG clients attended Accion educational workshops in the City of SD. FY20 CDBG client participation at these workshops was tracked, but costs to conduct these workshops were not charged to CDBG.

The above CDBG-paid activities supported additional client benefits:

During FY20, Accion participated in 82 educational presentations, small business events and workshops within the City of San Diego in conjunction with various business associations, task forces and banking partners to support small business owners with resources and education.

PGM Year:	2019
Project:	0005 - Economic Development
IDIS Activity:	7331 - ALLIANCE FOR AFRICAN ASSIST-LEAP-20

Status:	Completed 3/29/2021 12:00:00 AM	Objective:	Create economic opportunities
Location:	5952 El Cajon Blvd San Diego, CA 92115-3828	Outcome:	Availability/accessibility
		Matrix Code:	Micro-Enterprise Assistance (18C)
		National Objective:	LMCMC

Activity to prevent, prepare for, and respond to Coronavirus: No

Initial Funding Date: 12/11/2019

Description:

Promotes economic growth among LMI entrepreneurs through establishment and growth of profitable micro-enterprises.

Financing

	Fund Type	Grant Year	Grant	Funded Amount	Drawn In Program Year	Drawn Thru Program Year
CDBG	PI			\$189,815.02	\$106,020.89	\$189,815.02
Total	Total			\$189,815.02	\$106,020.89	\$189,815.02

Proposed Accomplishments

Businesses : 50

Actual Accomplishments

Number assisted:

Owner		Renter		Total		Person	
Total	Hispanic	Total	Hispanic	Total	Hispanic	Total	Hispanic

White:	0	0	0	0	0	0	47	0
Black/African American:	0	0	0	0	0	0	18	0
Asian:	0	0	0	0	0	0	5	0
American Indian/Alaskan Native:	0	0	0	0	0	0	0	0
Native Hawaiian/Other Pacific Islander:	0	0	0	0	0	0	0	0
American Indian/Alaskan Native & White:	0	0	0	0	0	0	0	0
Asian White:	0	0	0	0	0	0	4	0
Black/African American & White:	0	0	0	0	0	0	0	0
American Indian/Alaskan Native & Black/African American:	0	0	0	0	0	0	0	0
Other multi-racial:	0	0	0	0	0	0	0	0
Asian/Pacific Islander:	0	0	0	0	0	0	0	0
Hispanic:	0	0	0	0	0	0	0	0
Total:	0	0	0	0	0	0	74	0

Female-headed Households: 0 0 0

Income Catearv:

	Owner	Renter	Total	Person
Extremely Low	0	0	0	51
Low Mod	0	0	0	20
Moderate	0	0	0	3
Non Low Moderate	0	0	0	0
Total	0	0	0	74
Percent Low/Mod				100.0%

Annual Accomplishments

Years	Accomplishment Narrative	# Benefitting
--------------	---------------------------------	----------------------

2019	Accomplishment data will be reported in Fiscal Year 2021 closeout.	
------	--	--

2020	For Fiscal Year 2021 closeout, 74 clients were assisted. The organization was able to assist clients with the formation of their small business. During the course of the program, the collective efforts succeeded in providing services to 74 clients. Organization outreached and advertised for the program, word of mouth also was one of the best ways of spreading the word. Clients and community members came to to find out the information for opening their own business. Staff helped them in every step of the way from having educational courses for them as well as informing them about the U.S. banking, credit system and budgeting, completing the paper work, and finally 74 of them received their license to open a business in the City of San Diego.	
------	--	--

PGM Year: 2019

Project: 0005 - Economic Development

IDIS Activity: 7332 - CITY HEIGHTS CDC-MICROENT-20

Status: Completed 8/28/2020 12:00:00 AM

Objective: Create economic opportunities

Location: 4001 El Cajon Blvd San Diego, CA 92105-1110

Outcome: Availability/accessibility

Activity to prevent, prepare for, and respond to Coronavirus: No

Initial Funding Date: 12/11/2019

Description:

Assists low-to-moderate income residents establish and expand existing micro-enterprises in the City Heights community of San Diego.

Financing

	Fund Type	Grant Year	Grant	Funded Amount	Drawn In Program Year	Drawn Thru Program Year
CDBG	PI			\$105,575.22	\$20,237.97	\$105,575.22
Total	Total			\$105,575.22	\$20,237.97	\$105,575.22

Proposed Accomplishments

Businesses : 24

Actual Accomplishments

Number assisted:

	Owner		Renter		Total		Person	
	Total	Hispanic	Total	Hispanic	Total	Hispanic	Total	Hispanic
White:	0	0	0	0	0	0	3	2
Black/African American:	0	0	0	0	0	0	6	1
Asian:	0	0	0	0	0	0	5	0
American Indian/Alaskan Native:	0	0	0	0	0	0	1	1
Native Hawaiian/Other Pacific Islander:	0	0	0	0	0	0	0	0
American Indian/Alaskan Native & White:	0	0	0	0	0	0	0	0
Asian White:	0	0	0	0	0	0	0	0
Black/African American & White:	0	0	0	0	0	0	0	0
American Indian/Alaskan Native & Black/African American:	0	0	0	0	0	0	0	0
Other multi-racial:	0	0	0	0	0	0	13	12
Asian/Pacific Islander:	0	0	0	0	0	0	0	0
Hispanic:	0	0	0	0	0	0	0	0
Total:	0	0	0	0	0	0	28	16

Female-headed Households: 0 0 0

Income Catearv:

	Owner	Renter	Total	Person
Extremely Low	0	0	0	11
Low Mod	0	0	0	7
Moderate	0	0	0	10
Non Low Moderate	0	0	0	0
Total	0	0	0	28
Percent Low/Mod				100.0%

Annual Accomplishments

Years	Accomplishment Narrative	# Benefitting
-------	--------------------------	---------------

2019	For Fiscal Year 2020 closeout, 24 businesses were assisted. Conducted outreach to local businesses by talking to individual business owners, attending community meetings and talking to community partners to engage participants. Met with new potential participants and existing small business owners to inform them about the program so they can benefit by receiving free technical assistance. Prescreening for program eligibility was done through one-on-one meeting and helped identify what services were needed for each business. Technical assistance provided were business concept evaluation, business plan development, marketing strategy development/implementation, financial management, accounting, license and permit processes. Organization did receive PPP funding but PPP funds were not and are not co-mingled with CDBG reimbursement requests. The following activities will be conducted:	
------	--	--

Outreach: At least 120 prospects will be engaged during the first 3 quarters from July 1, 2019 to March 31, 2020. The outreach methodology used

PGM Year:	2019
Project:	0005 - Economic Development
IDIS Activity:	7333 - CITY SD-ED BUS ASSISTANCE FUND-20

Status:	Open	Objective:	Create economic opportunities
Location:	1200 3rd Ave San Diego, CA 92101-4110	Outcome:	Availability/accessibility
		Matrix Code:	ED Direct Financial Assistance to For- National Objective: LMA

Activity to prevent, prepare for, and respond to Coronavirus: No

Initial Funding Date: 11/18/2020

Description:

Continues to fund business support services for potential small business loan clients and existing loan clients served by the Small Business Revolving Loan Fund.

Financing

	Fund Type	Grant Year	Grant	Funded Amount	Drawn In Program Year	Drawn Thru Program Year
CDBG	EN	2019	B19MC060542	\$426,914.00	\$0.00	\$0.00
Total	Total			\$426,914.00	\$0.00	\$0.00

Proposed Accomplishments

Businesses : 1
 Total Population in Service Area: 4,940
 Census Tract Percent Low / Mod: 63.56

Annual Accomplishments

No data returned for this view. This might be because the applied filter excludes all data.

PGM Year:	2019
Project:	0005 - Economic Development
IDIS Activity:	7335 - HORN OF AFRICA-CH REFUGEE BUS-20

Status:	Completed 10/27/2020 12:00:00 AM	Objective:	Create economic opportunities
Location:	5296 University Ave Ste F Suite F San Diego, CA 92105-2269	Outcome:	Availability/accessibility
		Matrix Code:	Micro-Enterprise Assistance (18C) National Objective: LMCMC

Activity to prevent, prepare for, and respond to Coronavirus: No

Initial Funding Date: 12/11/2019

Description:

Provides training for immigrant women to gain state certification as in-home childcare providers.

Financing

	Fund Type	Grant Year	Grant	Funded Amount	Drawn In Program Year	Drawn Thru Program Year
CDBG	PI			\$182,201.00	\$26,108.21	\$182,201.00
Total	Total			\$182,201.00	\$26,108.21	\$182,201.00

Proposed Accomplishments

Businesses : 60

Actual Accomplishments

Number assisted:

	Owner		Renter		Total		Person	
	Total	Hispanic	Total	Hispanic	Total	Hispanic	Total	Hispanic
White:	0	0	0	0	0	0	7	0
Black/African American:	0	0	0	0	0	0	69	0
Asian:	0	0	0	0	0	0	0	0
American Indian/Alaskan Native:	0	0	0	0	0	0	0	0
Native Hawaiian/Other Pacific Islander:	0	0	0	0	0	0	0	0
American Indian/Alaskan Native & White:	0	0	0	0	0	0	0	0
Asian White:	0	0	0	0	0	0	0	0
Black/African American & White:	0	0	0	0	0	0	0	0
American Indian/Alaskan Native & Black/African American:	0	0	0	0	0	0	0	0
Other multi-racial:	0	0	0	0	0	0	0	0
Asian/Pacific Islander:	0	0	0	0	0	0	0	0
Hispanic:	0	0	0	0	0	0	0	0
Total:	0	0	0	0	0	0	76	0

Female-headed Households:

0	0	0
---	---	---

Income Category:

	Owner	Renter	Total	Person
Extremely Low	0	0	0	25
Low Mod	0	0	0	50
Moderate	0	0	0	1
Non Low Moderate	0	0	0	0
Total	0	0	0	76
Percent Low/Mod				100.0%

Annual Accomplishments

Black/African American:	0	0	0	0	0	0	40	4
Asian:	0	0	0	0	0	0	6	0
American Indian/Alaskan Native:	0	0	0	0	0	0	1	1
Native Hawaiian/Other Pacific Islander:	0	0	0	0	0	0	0	0
American Indian/Alaskan Native & White:	0	0	0	0	0	0	0	0
Asian White:	0	0	0	0	0	0	0	0
Black/African American & White:	0	0	0	0	0	0	2	1
American Indian/Alaskan Native & Black/African American:	0	0	0	0	0	0	1	0
Other multi-racial:	0	0	0	0	0	0	9	3
Asian/Pacific Islander:	0	0	0	0	0	0	0	0
Hispanic:	0	0	0	0	0	0	0	0
Total:	0	0	0	0	0	0	77	20

Female-headed Households: 0 0 0 0

Income Category:

	Owner	Renter	Total	Person
Extremely Low	0	0	0	43
Low Mod	0	0	0	21
Moderate	0	0	0	13
Non Low Moderate	0	0	0	0
Total	0	0	0	77
Percent Low/Mod				100.0%

Annual Accomplishments

Years	Accomplishment Narrative	# Benefitting
2019	For Fiscal year 2020, 77 clients were assisted; and of those 35 were businesses. Closeout information was not submitted so project will close out in FY 2021 CAPER.	

2020

For fiscal year 2021 closeout, 77 clients were assisted and 35 businesses assisted. CDBG-paid activities included one: one technical assistance from business counselors, hosting of workshops, and supporting counselor development. Through technical assistance, we were able to serve 77 clients and 35 businesses. Technical assistance was focused on the business owners' needs and developed on a case by case basis. Some clients needed assistance with writing a business plan. We used business plan templates and lean canvas models to walk business owners through the business plan process to include sections like customer segment, mission, operating standards, and unique value proposition. For technical assistance focused on marketing, we devised a marketing plan with clients ranging from social media to business cards. Counselors aided business owners in developing their marketing tools. A large part of technical assistance was also focused on accessing capital. This included access to capital through IRC's CDFI- IRC Center for Economic Opportunity (CEO). Counselors were trained as financial coaches so that they could give sound financial advice. This helped business owners to work on credit building, understand debt and payments, and access capital for both start-up and expanding businesses. A major component of this is to also develop financial record keeping such as cash flows and projections. Once COVID-19 hit, the majority of access to capital was focused on accessing COVID-19 relief funds. This included loans such as the Economic Injury Disaster Loan and the Paycheck Protection Program. We also helped clients to access grants like the City of San Diego Small Business Relief Fund, Women's Empowerment International fund and IRC CEO Resiliency Grants to name a few. We were also able to start offering webinars as part of the Small Business Development Center Network. We offered courses on applying for EIDL and PPP in target language for our clients. We were also able to contribute to the "Adapt Series" for businesses reopening during COVID-19 and what rules and regulations they should utilize in their business.

PGM Year:	2019
Project:	0005 - Economic Development
IDIS Activity:	7337 - CITY SD-EARLY STAGE DEV ACCEL-20

Status:	Open	Objective:	Create economic opportunities
Location:	1200 3rd Ave San Diego, CA 92101-4110	Outcome:	Availability/accessibility
		Matrix Code:	ED Technical Assistance (18B)
		National Objective:	LMA

Activity to prevent, prepare for, and respond to Coronavirus: No

Initial Funding Date: 11/17/2020

Description:

Small business incubator, within an LMI community focused on emerging small businesses with the potential to creat jobs for LMI residents.

Financing

	Fund Type	Grant Year	Grant	Funded Amount	Drawn In Program Year	Drawn Thru Program Year
CDBG	EN	2016	B16MC060542	\$222,782.88	\$0.00	\$0.00
	PI			\$277,217.12	\$277,217.12	\$277,217.12
Total	Total			\$500,000.00	\$277,217.12	\$277,217.12

Proposed Accomplishments

Businesses : 1

Total Population in Service Area: 4,940

Total: 0 0 0 0 0 0 53 4

Female-headed Households: 0 0 0

Income Category:

	Owner	Renter	Total	Person
Extremely Low	0	0	0	5
Low Mod	0	0	0	24
Moderate	0	0	0	24
Non Low Moderate	0	0	0	0
Total	0	0	0	53
Percent Low/Mod	100.0%			

Annual Accomplishments

Years	Accomplishment Narrative	# Benefitting
2019	The purpose of the Small Business Relief Fund (SBRF) is to provide economic assistance to help businesses impacted by COVID-19 retain employees and sustain continuity of operations. Financial assistance as a forgivable loan of \$10,000 was allocated to eligible, qualified small businesses on a first-come, first-served basis based on the availability of funds, program guidelines, and the submission of all required information and supporting documentation. Approximately \$1.49 million was awarded by the CDBG-funded SBRF which results in the retention of 46 FTEs. The CDBG-funded SBRF was administered by the City of San Diego Economic Development Departments Community Development Division.	

PGM Year:	2019
Project:	0005 - Economic Development
IDIS Activity:	7339 - SOMALI FAMILY-MICROENT-20
Status:	Completed 3/22/2021 12:00:00 AM
Location:	5348 University Ave Ste 203 Suite 203 San Diego, CA 92105-8025
Objective:	Create economic opportunities
Outcome:	Availability/accessibility
Matrix Code:	Micro-Enterprise Assistance (18C)
National Objective:	LMC

Activity to prevent, prepare for, and respond to Coronavirus: No

Initial Funding Date: 12/11/2019

Description:

Provides LMI refugees and recent immigrants with technical assistance to establish or expand a micro-enterprise.

Financing

	Fund Type	Grant Year	Grant	Funded Amount	Drawn In Program Year	Drawn Thru Program Year
CDBG	PI			\$216,644.35	\$87,276.47	\$216,644.35
Total	Total			\$216,644.35	\$87,276.47	\$216,644.35

Proposed Accomplishments

Businesses : 50

Actual Accomplishments

<i>Number assisted:</i>	Owner	Renter	Total	Person
-------------------------	-------	--------	-------	--------

NUMBER ASSISTED:

	Total	Hispanic	Total	Hispanic	Total	Hispanic	Total	Hispanic
White:	0	0	0	0	0	0		0
Black/African American:	0	0	0	0	0	0	17	0
Asian:	0	0	0	0	0	0	0	0
American Indian/Alaskan Native:	0	0	0	0	0	0	0	0
Native Hawaiian/Other Pacific Islander:	0	0	0	0	0	0	0	0
American Indian/Alaskan Native & White:	0	0	0	0	0	0	0	0
Asian White:	0	0	0	0	0	0	0	0
Black/African American & White:	0	0	0	0	0	0	1	0
American Indian/Alaskan Native & Black/African American:	0	0	0	0	0	0	0	0
Other multi-racial:	0	0	0	0	0	0	1	0
Asian/Pacific Islander:	0	0	0	0	0	0	0	0
Hispanic:	0	0	0	0	0	0	0	0
Total:	0	0	0	0	0	0	19	0
Female-headed Households:	0		0		0			

Income Category:

	Owner	Renter	Total	Person
Extremely Low	0	0	0	9
Low Mod	0	0	0	7
Moderate	0	0	0	3
Non Low Moderate	0	0	0	0
Total	0	0	0	19
Percent Low/Mod				100.0%

Annual Accomplishments

Years	Accomplishment Narrative	# Benefitting
-------	--------------------------	---------------

2019 For Fiscal Year 2020 year end, project is ongoing and will list accomplishments in fiscal year 2021.

2020 For fiscal year 2021 closeout, 19 clients were assisted and of those, 6 businesses were assisted. This year, COVID-19 was unexpected challenge to the program services were provided. We were able to transition our workshops and some of the TA sessions to online.

19 clients enrolled in the program during this fiscal year. However, this program aids not only clients themselves, but also members of their

PGM Year:	2019
Project:	0005 - Economic Development
IDIS Activity:	7340 - SOUTHWEST COM CLGE-SMALL BUS-20

Status: Completed 9/23/2020 12:00:00 AM Objective: Create economic opportunities
 Location: 880 National City Blvd Suite 7118 National City, CA 91950- Outcome: Availability/accessibility

Activity to prevent, prepare for, and respond to Coronavirus: No

Initial Funding Date: 12/11/2019

Description:

Provides training workshops and one-on-one business consulting in CDBG target neighborhoods.

Financing

	Fund Type	Grant Year	Grant	Funded Amount	Drawn In Program Year	Drawn Thru Program Year
CDBG	PI			\$343,309.59	\$96,375.99	\$343,309.59
Total	Total			\$343,309.59	\$96,375.99	\$343,309.59

Proposed Accomplishments

Businesses : 30

Actual Accomplishments

Number assisted:

	Owner		Renter		Total		Person	
	Total	Hispanic	Total	Hispanic	Total	Hispanic	Total	Hispanic
White:	0	0	0	0	0	0	53	24
Black/African American:	0	0	0	0	0	0	18	0
Asian:	0	0	0	0	0	0	10	0
American Indian/Alaskan Native:	0	0	0	0	0	0	1	0
Native Hawaiian/Other Pacific Islander:	0	0	0	0	0	0	0	0
American Indian/Alaskan Native & White:	0	0	0	0	0	0	0	0
Asian White:	0	0	0	0	0	0	1	0
Black/African American & White:	0	0	0	0	0	0	0	0
American Indian/Alaskan Native & Black/African American:	0	0	0	0	0	0	0	0
Other multi-racial:	0	0	0	0	0	0	1	1
Asian/Pacific Islander:	0	0	0	0	0	0	0	0
Hispanic:	0	0	0	0	0	0	0	0
Total:	0	0	0	0	0	0	84	25
Female-headed Households:	0		0		0			

Income Catearv:

	Owner	Renter	Total	Person
Extremely Low	0	0	0	20
Low Mod	0	0	0	16
Moderate	0	0	0	48
Non Low Moderate	0	0	0	0
Total	0	0	0	84
Percent Low/Mod				100.0%

Asian White:	0	0	0	0	0	0	0	0
Black/African American & White:	0	0	0	0	0	0	0	0
American Indian/Alaskan Native & Black/African American:	0	0	0	0	0	0	0	0
Other multi-racial:	0	0	0	0	0	0	10	10
Asian/Pacific Islander:	0	0	0	0	0	0	0	0
Hispanic:	0	0	0	0	0	0	0	0
Total:	0	0	0	0	0	0	19	19

Female-headed Households: 0 0 0

Income Category:

	Owner	Renter	Total	Person
Extremely Low	0	0	0	10
Low Mod	0	0	0	5
Moderate	0	0	0	4
Non Low Moderate	0	0	0	0
Total	0	0	0	19
Percent Low/Mod	100.0%			

Annual Accomplishments

Years	Accomplishment Narrative	# Benefitting
2019	For the first half of Fiscal Year 2020, 14 clients have been assisted.	
2020	For Fiscal Year 2021 closeout, 16 clients were assisted and a total of 30 clients were assisted with the project. Besides support activities such as recruiting, reporting and administration, the main bulk of CDBG-paid activities for our project were job training for LMI Youth in the arts and culture field.	

PGM Year:	2019
Project:	0002 - Workforce Development and Job Readiness
IDIS Activity:	7342 - CTR EMP OPP-EMP REENTRY-20

Status: Completed 9/15/2020 12:00:00 AM Objective: Create suitable living environments
 Location: 50 Broadway New York, CA 10004-1607 Outcome: Availability/accessibility
 Matrix Code: Employment Training (05H) National Objective: LMC

Activity to prevent, prepare for, and respond to Coronavirus: No

Initial Funding Date: 12/11/2019

Description:

Develop and promote self-sufficiency through training, employment experience and assistance with all aspects of employment application process.

Financing

	Fund Type	Grant Year	Grant	Funded Amount	Drawn In Program Year	Drawn Thru Program Year
--	-----------	------------	-------	---------------	-----------------------	-------------------------

CDBG	PI			\$100,000.00	\$12,673.16	\$100,000.00
Total	Total			\$100,000.00	\$12,673.16	\$100,000.00

Proposed Accomplishments

People (General) : 96

Actual Accomplishments

Number assisted:

	Owner		Renter		Total		Person	
	Total	Hispanic	Total	Hispanic	Total	Hispanic	Total	Hispanic
White:	0	0	0	0	0	0	55	18
Black/African American:	0	0	0	0	0	0	20	1
Asian:	0	0	0	0	0	0	7	0
American Indian/Alaskan Native:	0	0	0	0	0	0	2	2
Native Hawaiian/Other Pacific Islander:	0	0	0	0	0	0	2	0
American Indian/Alaskan Native & White:	0	0	0	0	0	0	0	0
Asian White:	0	0	0	0	0	0	0	0
Black/African American & White:	0	0	0	0	0	0	1	0
American Indian/Alaskan Native & Black/African American:	0	0	0	0	0	0	0	0
Other multi-racial:	0	0	0	0	0	0	30	26
Asian/Pacific Islander:	0	0	0	0	0	0	0	0
Hispanic:	0	0	0	0	0	0	0	0
Total:	0	0	0	0	0	0	117	47
Female-headed Households:	0		0		0			

Income Catearv:

	Owner	Renter	Total	Person
Extremely Low	0	0	0	109
Low Mod	0	0	0	4
Moderate	0	0	0	3
Non Low Moderate	0	0	0	1
Total	0	0	0	117
Percent Low/Mod				99.1%

Annual Accomplishments

Years	Accomplishment Narrative	# Benefitting
-------	--------------------------	---------------

Asian White:	0	0	0	0	0	0	0	0
Black/African American & White:	0	0	0	0	0	0	0	0
American Indian/Alaskan Native & Black/African American:	0	0	0	0	0	0	0	0
Other multi-racial:	0	0	0	0	0	0	2	1
Asian/Pacific Islander:	0	0	0	0	0	0	0	0
Hispanic:	0	0	0	0	0	0	0	0
Total:	0	0	0	0	0	0	10	4

Female-headed Households: 0 0 0 0

Income Category:

	Owner	Renter	Total	Person
Extremely Low	0	0	0	8
Low Mod	0	0	0	1
Moderate	0	0	0	0
Non Low Moderate	0	0	0	0
Total	0	0	0	9
Percent Low/Mod				100.0%

Annual Accomplishments

Years	Accomplishment Narrative	# Benefitting
2019	For first half of Fiscal Year 2020, 8 clients have been assisted	

2020

For fiscal year 2021 closeout, 4 more clients were assisted and a total of 12 clients were assisted with the project. The Solar Installation Training Program served LMI residents of the City of San Diego who could benefit from employment training services in the vibrant and growing solar industry. A total of 12 individuals participated in the program. Activities completed during the period include:

- 1) Conducting outreach and recruitment activities to community groups and job training organizations to recruit applicants and ensure that non-training related services (housing, transportation, health) are coordinated.
- 2) Screening applicants for eligibility based on CDBG criteria, as well as our own stipulations. Enrolling applicants in the program.
- 3) Training each participant, giving each an opportunity to complete many solar installations, as well as supplemental training on the basics of solar, related electrical knowledge, design considerations, materials handling, safety and performance factors. Specific skills taught included: Conduit Bending; Inverter Wiring and Disconnect Mounting; Microinverters; Array Layout & Locating Rafters; Stand-Off Installation; Racking Assembly; Junction Box Wiring; Home Runs & Ground Wire; Module Installations; Tile Installations; Tilt-Up Installation; and Safety and Leadership.
- 4) Maintaining existing relationships with solar employers and developing new relationships to ensure a pathway to employment for program participants. Staff helped trainees to prepare for interviews, including resume help and basic interview coaching. Staff also facilitated communication between employers and program participants.

The program was disrupted by the Covid pandemic. GRID had to pause in-person training for many months, only resuming it at the end of the summer when we were able to bring the final trainee cohort back to complete their training on larger, multi-family solar projects. We are grateful to the City for its support and for its flexibility in allowing us to modify the program and extend it beyond its original end date.

In 2020, we received a PPP award in the amount of \$237,700. PPP funds weren't used to cover any expenses that CDBG funds covered.

PGM Year:	2019
Project:	0002 - Workforce Development and Job Readiness
IDIS Activity:	7344 - INTER RESCUE COMM-PROJECT CHOP-20

Status:	Completed 9/28/2020 12:00:00 AM	Objective:	Create suitable living environments
Location:	5348 University Ave Suite 2015 San Diego, CA 92105-8025	Outcome:	Availability/accessibility
		Matrix Code:	Employment Training (05H) National Objective: LMC

Activity to prevent, prepare for, and respond to Coronavirus: No

Initial Funding Date: 12/11/2019

Description:

Provides job-readiness and expands a social enterprise program to provide culinary training to low income immigrants and refugee women.

Financing

	Fund Type	Grant Year	Grant	Funded Amount	Drawn In Program Year	Drawn Thru Program Year
CDBG	PI			\$86,766.23	\$26,585.16	\$86,766.23
Total	Total			\$86,766.23	\$26,585.16	\$86,766.23

Proposed Accomplishments

People (General) : 50

Actual Accomplishments

Number assisted:

	Owner		Renter		Total		Person	
	Total	Hispanic	Total	Hispanic	Total	Hispanic	Total	Hispanic
White:	0	0	0	0	0	0	4	2
Black/African American:	0	0	0	0	0	0	26	0
Asian:	0	0	0	0	0	0	3	0
American Indian/Alaskan Native:	0	0	0	0	0	0	0	0
Native Hawaiian/Other Pacific Islander:	0	0	0	0	0	0	0	0
American Indian/Alaskan Native & White:	0	0	0	0	0	0	0	0
Asian White:	0	0	0	0	0	0	0	0
Black/African American & White:	0	0	0	0	0	0	0	0
American Indian/Alaskan Native & Black/African American:	0	0	0	0	0	0	0	0
Other multi-racial:	0	0	0	0	0	0	0	0
Asian/Pacific Islander:	0	0	0	0	0	0	0	0
Hispanic:	0	0	0	0	0	0	0	0
Total:	0	0	0	0	0	0	33	2

Female-headed Households: 0

Income Category:

	Owner	Renter	Total	Person
Extremely Low	0	0	0	32
Low Mod	0	0	0	1
Moderate	0	0	0	0
Non Low Moderate	0	0	0	0
Total	0	0	0	33
Percent Low/Mod				100.0%

Annual Accomplishments

Years	Accomplishment Narrative	# Benefitting
--------------	---------------------------------	----------------------

2019

For the first 6 months of Fiscal Year 2020, 16 clients have been assisted. For Fiscal year 2020 closeout, 33 clients were assisted. CDBG funding has been invaluable in assisting IRC's Project CHOP employment training program. Over the course of 12 months, the Project CHOP team delivered hands-on, culinary-based trainings for 33 low-income residents in the City of San Diego during the project term. Of these 33 enrollments, 20 individuals were enrolled into Project CHOP's Production Assistant training program that provided extended, paid, hands-on work experience. Five participants were enrolled in a Culinary Arts training program. And four participants were CHOP Union outreach event attendees. The IRC team was proud to serve a diverse group of female participants from all over the world, including the DR Congo, Syria, Sudan, Nigeria, Somalia, Ethiopia, Iran, Kenya, Mexico, Malaysia and Cuba. The Project CHOP model of hands-on, paid work experience continues to be a needed job readiness training model as 64% of Project CHOP participants have had either no formal education or only primary school education before arrival to the U.S. The program's paid work experience component continued to be a critical factor as 60% of participants had no earned income in their household. Pre-COVID, Project CHOP experienced tremendous business growth in FY20 in the form of business and special events catering. The increased sales provided our CHOP participants a much greater array of work experiences in the kitchen, more experience handling time pressure, and more opportunities to communicate with each other. Additionally, our team worked with participants in front of house roles for a pop-up cafe format which formed the seed for CHOP's business pivot to a Saturday cafe once COVID hit. In FY20, Project CHOP participants on average increased their Mock Interview Skills by 20% according to improvements in their Mock Interview Assessment scores. Additionally, CHOP participants increased their Job Readiness Assessment scores by 12% on average. The COVID pandemic and subsequent economic impact to the restaurant industry certainly impacted job opportunities for CHOP graduates this past spring and summer. As businesses have begun to open up, the CHOP team has found new job pipelines to employ our program graduates, particularly in the janitorial industry. On balance, Project CHOP has had a tremendously successful year of job placements nonetheless. In fact, looking at the 16 CHOP Production Assistant participants who were in our kitchen training pre-COVID, 12 of the 16 participants (76%) were successfully hired into new jobs with IRC assistance. Given social distancing requirements, the team was not able to conduct more CHOP Union events. While the FY20 ended with the challenging pivots brought on by COVID-19, the IRC team persevered and found new efficiencies working with our clients through technology.

IRC did not receive PPP funds in FY20.

PGM Year:	2019
Project:	0002 - Workforce Development and Job Readiness
IDIS Activity:	7345 - KITCHENS 4 GOOD-PROJECT LAUNCH-20

Status:	Completed 6/15/2021 6:03:57 PM	Objective:	Create suitable living environments
Location:	404 Euclid Ave San Diego, CA 92114-2221	Outcome:	Availability/accessibility
		Matrix Code:	Employment Training (05H) National Objective: LMC

Activity to prevent, prepare for, and respond to Coronavirus: No

Initial Funding Date: 12/11/2019

Description:
Supports a culinary and baking apprenticeship program that prepares individuals with barriers to employment to launch their career in the culinary and baking industry.

Financing

	Fund Type	Grant Year	Grant	Funded Amount	Drawn In Program Year	Drawn Thru Program Year
CDBG	PI			\$120,000.00	\$27,124.17	\$120,000.00
Total	Total			\$120,000.00	\$27,124.17	\$120,000.00

Proposed Accomplishments

People (General) : 150

Actual Accomplishments

<i>Number assisted:</i>	Owner		Renter		Total		Person	
	Total	Hispanic	Total	Hispanic	Total	Hispanic	Total	Hispanic
White:	0	0	0	0	0	0	15	3
Black/African American:	0	0	0	0	0	0	16	0
Asian:	0	0	0	0	0	0	1	0
American Indian/Alaskan Native:	0	0	0	0	0	0	2	0
Native Hawaiian/Other Pacific Islander:	0	0	0	0	0	0	2	1
American Indian/Alaskan Native & White:	0	0	0	0	0	0	2	0
Asian White:	0	0	0	0	0	0	0	0
Black/African American & White:	0	0	0	0	0	0	0	0
American Indian/Alaskan Native & Black/African American:	0	0	0	0	0	0	1	0
Other multi-racial:	0	0	0	0	0	0	18	15
Asian/Pacific Islander:	0	0	0	0	0	0	0	0
Hispanic:	0	0	0	0	0	0	0	0
Total:	0	0	0	0	0	0	57	19
Female-headed Households:	0		0		0			

Income Category:

	Owner	Renter	Total	Person
Extremely Low	0	0	0	52
Low Mod	0	0	0	4
Moderate	0	0	0	1
Non Low Moderate	0	0	0	0
Total	0	0	0	57
Percent Low/Mod				100.0%

Annual Accomplishments

Years	Accomplishment Narrative	# Benefitting
--------------	---------------------------------	----------------------

2019

For the first 6 months of Fiscal Year 2020, 44 clients have been assisted. For Fiscal year 2020 closeout, 57 clients were assisted. CDBG funding supported the expansion of an ongoing program, Project Launch, a tuition-free, certified culinary apprenticeship program that benefits low- and moderate-income (LMI) San Diegans. Project Launch combines 12 weeks (360 hours) of hands-on culinary and hospitality training with life skills instruction, individual case management, and job placement. In addition, the program offers 2400 hours of paid, on-the-job training leading to apprenticeship certification. The training program takes place at a commercial kitchen space and events center located at 404 Euclid Ave, San Diego, CA 92114 in Council District 4 and is also part of the San Diego Promise Zone. CDBG funding specifically covered the salary of the Chef Instructor, a portion of the salary of the Career Coach and Case Manager. The Career Coach and Case Manager provided vital support to ensure that students trained were prepared for the workforce and received consistent monitoring, mentorship, and one-on-one personal and professional support during the first 18 months of employment. From July 2019 to March 2020, KFG enrolled a total of 57 city residents as apprentices in Project Launch. For the first three cohorts (pre-COVID) KFG maintained a 75% graduation rate from the program, and 85% maintained employment post-graduation at top restaurants including The Waters Grill, Bernardo Winery, Cueva Bar, Matarello Cooking Lab, Draft Republic, Starlite, and Leroy's. Unfortunately, due to COVID-19, in March 2020, all in-person culinary classes and new enrollment were paused, causing increased drop-out or non-completion of Class 20, and for KFG to miss enrollment for two additional culinary classes and the launch of its first baking class from March-June. For the apprentices who had been enrolled in March, KFG worked to keep them connected and learning from a distance by providing online daily life skills and career development class over Zoom. KFG also continued culinary education by providing all enrolled apprentices with weekly home-delivered culinary kits filled with ingredients, recipes, and cooking lessons, in partnership with MarketBox SD and Rouxbe, an accredited online culinary school. KFG also spent much of the spring supporting its alumni apprentices, many of whom had been laid off from their jobs at restaurants during the state quarantine. KFG's Career Coach and support staff conducted outreach to alumni apprentices to provide case management, connect them with resources, and prepare them to reenter the workforce. As the economy has begun to reopen, KFG is pleased to report that most alumni apprentices who had been furloughed have now been called back to work. KFG has also developed partnerships with new employer partners including hospitals, to-go restaurants, and commissary kitchens, allowing for ongoing job placement support services. KFG also spent April-June refining its curriculum and student evaluation tools in advance of its September relaunch.

PGM Year: 2019
Project: 0002 - Workforce Development and Job Readiness
IDIS Activity: 7346 - SD WORKFORCE PART-HIRE YTH-20

Status: Open Objective: Create suitable living environments
 Location: 1200 3rd Ave San Diego, CA 92101-4110 Outcome: Availability/accessibility
 Matrix Code: Youth Services (05D) National Objective: LMC

Activity to prevent, prepare for, and respond to Coronavirus: No

Initial Funding Date: 06/23/2020

Description:

Engages opportunity youth in a 4-week paid work readiness training and provides for 150 hours of paid mentorship experience within various City departments.

Financing

	Fund Type	Grant Year	Grant	Funded Amount	Drawn In Program Year	Drawn Thru Program Year
CDBG	EN	2015	B15MC060542	\$66,342.00	\$66,342.00	\$66,342.00
	PI			\$246,658.00	\$0.00	\$246,658.00

Total	Total			\$313,000.00	\$66,342.00	\$313,000.00
--------------	--------------	--	--	---------------------	--------------------	---------------------

Proposed Accomplishments

People (General) : 95

Actual Accomplishments

Number assisted:

	Owner		Renter		Total		Person	
	Total	Hispanic	Total	Hispanic	Total	Hispanic	Total	Hispanic
White:	0	0	0	0	0	0	41	29
Black/African American:	0	0	0	0	0	0	40	1
Asian:	0	0	0	0	0	0	5	2
American Indian/Alaskan Native:	0	0	0	0	0	0	5	3
Native Hawaiian/Other Pacific Islander:	0	0	0	0	0	0	1	1
American Indian/Alaskan Native & White:	0	0	0	0	0	0	1	1
Asian White:	0	0	0	0	0	0	2	0
Black/African American & White:	0	0	0	0	0	0	1	0
American Indian/Alaskan Native & Black/African American:	0	0	0	0	0	0	3	1
Other multi-racial:	0	0	0	0	0	0	4	2
Asian/Pacific Islander:	0	0	0	0	0	0	0	0
Hispanic:	0	0	0	0	0	0	0	0
Total:	0	0	0	0	0	0	103	40
Female-headed Households:	0		0		0			

Income Category:

	Owner	Renter	Total	Person
Extremely Low	0	0	0	67
Low Mod	0	0	0	22
Moderate	0	0	0	14
Non Low Moderate	0	0	0	0
Total	0	0	0	103
Percent Low/Mod				100.0%

Annual Accomplishments

Years	Accomplishment Narrative	# Benefitting
--------------	---------------------------------	----------------------

2019 For the first 6 months of Fiscal Year 2020, 103 clients have been assisted.

PGM Year: 2019

Project: 0002 - Workforce Development and Job Readiness

IDIS Activity: 7347 - SD WORKFORCE PART-C2C-20

Status: Open

Objective: Create suitable living environments

Location: 1200 3rd Ave San Diego, CA 92101-4110

Outcome: Availability/accessibility

Matrix Code: Youth Services (05D)

National Objective: LMC

Activity to prevent, prepare for, and respond to Coronavirus: No

Initial Funding Date: 06/23/2020

Description:

Continues to provide gap funding for an existing program sponsored by the City's Economic Development Department, focused on supporting opportunity youth.

Financing

	Fund Type	Grant Year	Grant	Funded Amount	Drawn In Program Year	Drawn Thru Program Year
CDBG	EN	2015	B15MC060542	\$112,718.76	\$112,718.76	\$112,718.76
	PI			\$112,281.24	\$7,015.24	\$112,281.24
Total	Total			\$225,000.00	\$119,734.00	\$225,000.00

Proposed Accomplishments

People (General) : 125

Actual Accomplishments

Number assisted:

	Owner		Renter		Total		Person	
	Total	Hispanic	Total	Hispanic	Total	Hispanic	Total	Hispanic
White:	0	0	0	0	0	0	40	39
Black/African American:	0	0	0	0	0	0	32	2
Asian:	0	0	0	0	0	0	4	0
American Indian/Alaskan Native:	0	0	0	0	0	0	6	6
Native Hawaiian/Other Pacific Islander:	0	0	0	0	0	0	1	1
American Indian/Alaskan Native & White:	0	0	0	0	0	0	0	0
Asian White:	0	0	0	0	0	0	2	0
Black/African American & White:	0	0	0	0	0	0	1	0
American Indian/Alaskan Native & Black/African American:	0	0	0	0	0	0	1	1
Other multi-racial:	0	0	0	0	0	0	1	0
Asian/Pacific Islander:	0	0	0	0	0	0	0	0
Hispanic:	0	0	0	0	0	0	0	0
Total:	0	0	0	0	0	0	88	49
Female-headed Households:	0		0		0			

Income Category:

	Owner	Renter	Total	Person
Extremely Low	0	0	0	64
Low Mod	0	0	0	15
Moderate	0	0	0	9
Non Low Moderate	0	0	0	0
Total	0	0	0	88
Percent Low/Mod				100.0%

Total: 0 0 0 0 0 0 106 27

Female-headed Households: 0 0 0

Income Category:

	Owner	Renter	Total	Person
Extremely Low	0	0	0	52
Low Mod	0	0	0	24
Moderate	0	0	0	18
Non Low Moderate	0	0	0	12
Total	0	0	0	106
Percent Low/Mod				88.7%

Annual Accomplishments

Years	Accomplishment Narrative	# Benefitting
-------	--------------------------	---------------

2019	For the first 6 months of fiscal year 2020, 106 clients have been assisted. Project will continue into Fiscal year 2021.	
------	--	--

PGM Year: 2019

Project: 0008 - Public Infrastructure Improvements

IDIS Activity: 7350 - CITY SD SE MINI PARK IMP-20

Status: Open

Objective: Create suitable living environments

Location: 4105 Gamma St San Diego, CA 92113-4115

Outcome: Availability/accessibility

Matrix Code: Parks, Recreational Facilities (03F)

National Objective: LMA

Activity to prevent, prepare for, and respond to Coronavirus: No

Initial Funding Date: 08/29/2019

Description:

Provides for the replacement of playground equipment, paths of travel, picnic tables and benches at four mini parks (Island Ave., Clay Ave., J St., Gamma St.) within the Southeastern Community Planning Area.

The proposed improvement will make each park location ADA accessible.

Financing

	Fund Type	Grant Year	Grant	Funded Amount	Drawn In Program Year	Drawn Thru Program Year
CDBG	EN	2019	B19MC060542	\$2,318,474.34	\$271,535.07	\$271,535.07
	PI			\$2,281,525.66	\$2,268,357.49	\$2,281,525.66
Total	Total			\$4,600,000.00	\$2,539,892.56	\$2,553,060.73

Proposed Accomplishments

Public Facilities : 1

Total Population in Service Area: 675

Census Tract Percent Low / Mod: 77.04

Annual Accomplishments

No data returned for this view. This might be because the applied filter excludes all data.

PGM Year:	2019			
Project:	0007 - Homelessness - CDBG			
IDIS Activity:	7351 - LA MAESTRA HEALTH SERVICES-20			
Status:	Completed 11/16/2020 12:00:00 AM	Objective:	Create suitable living environments	
Location:	4060 Fairmount Ave San Diego, CA 92105-1608	Outcome:	Availability/accessibility	
		Matrix Code:	Operating Costs of Homeless/AIDS	National Objective: LMC

Activity to prevent, prepare for, and respond to Coronavirus: No

Initial Funding Date: 12/11/2019

Description:

Serves homeless individuals and families in City Heights and surrounding communities. Utilized targeted outreach to ensure that the homeless population has access to medical, dental, behavioral health care, and social services.

Financing

	Fund Type	Grant Year	Grant	Funded Amount	Drawn In Program Year	Drawn Thru Program Year
CDBG	PI			\$171,060.00	\$38,074.62	\$171,060.00
Total	Total			\$171,060.00	\$38,074.62	\$171,060.00

Proposed Accomplishments

People (General) : 720

Actual Accomplishments

Number assisted:

	Owner		Renter		Total		Person	
	Total	Hispanic	Total	Hispanic	Total	Hispanic	Total	Hispanic
White:	0	0	0	0	0	0	569	198
Black/African American:	0	0	0	0	0	0	212	4
Asian:	0	0	0	0	0	0	20	1
American Indian/Alaskan Native:	0	0	0	0	0	0	3	0
Native Hawaiian/Other Pacific Islander:	0	0	0	0	0	0	6	0
American Indian/Alaskan Native & White:	0	0	0	0	0	0	0	0
Asian White:	0	0	0	0	0	0	2	0
Black/African American & White:	0	0	0	0	0	0	0	0
American Indian/Alaskan Native & Black/African American:	0	0	0	0	0	0	1	0
Other multi-racial:	0	0	0	0	0	0	7	5
Asian/Pacific Islander:	0	0	0	0	0	0	0	0
Hispanic:	0	0	0	0	0	0	0	0
Total:	0	0	0	0	0	0	820	208

Female-headed Households: 0 0 0

Income Category:

	Owner	Renter	Total	Person
Extremely Low	0	0	0	820
Low Mod	0	0	0	0
Moderate	0	0	0	0
Non Low Moderate	0	0	0	0
Total	0	0	0	820
Percent Low/Mod				100.0%

Annual Accomplishments

Years	Accomplishment Narrative	# Benefitting
--------------	---------------------------------	----------------------

2019 For Fiscal Year 2020 closeout, 820 clients were assisted. During the July 2019 - February 2020 project period, La Maestras homeless outreach team participated in 66 street outreach and mobile clinic events throughout the City of San Diego. Through these events, the organization assisted approximately 820 homeless individuals and families by distributing hygiene kits, educational materials, and providing case management services for those requesting additional resources such as La Maestras Healthy Choices Food Pantry and public enrollment assistance. Program staff also worked closely with the organizations mobile clinic to offer health screenings and referrals to medical, dental, and behavioral health services.

Unfortunately, due to unforeseen circumstances caused by the COVID-19 pandemic, La Maestra was forced to cancel all previously scheduled outreach activities following the advice of the Center of Disease Control and Prevention (CDC) and other regulatory health agencies. As of March 2020, the homeless outreach team pivoted its focus to offer support to the organizations COVID-19 response efforts. In order to ensure everyone's safety and reduce the risk of transmission, community health workers (CHWs) helped administer universal screenings to all patients entering the clinic for appointments requiring in-person visits. Outreach staff also temporarily aided La Maestras on-site pharmacy with home deliveries and provided front desk support to the walk-in clinic.

Nevertheless, La Maestra's homeless outreach team remained committed to meet the most vulnerable populations' needs during the pandemic. As of April 2020, the organization's mobile clinic and outreach team began attending the Convention Centers temporary homeless shelter every Tuesday and Thursday. At first, the organization was limited to administering COVID-19 tests and assisting individuals in establishing primary care but was later authorized to provide social services on-site. As of July 2020, program staff committed to providing services at the homeless shelter five days a week, including application assistance for CalFresh, Medi-Cal, and DMV fee waivers for homeless individuals in need of a photo ID.

PGM Year:	2019		
Project:	0007 - Homelessness - CDBG		
IDIS Activity:	7352 - FATHER JOES'S VILLAGES-HOPE-20		
Status:	Open	Objective:	Create suitable living environments
Location:	3350 E St San Diego, CA 92102-3332	Outcome:	Availability/accessibility
		Matrix Code:	Health Services (05M)
		National Objective:	LMC

Activity to prevent, prepare for, and respond to Coronavirus: No

Initial Funding Date: 12/11/2019

Description:

Expands outreach in the community to establish relationships with homeless individuals, and connections to the SVDP healthcare clinic.

Financing

	Fund Type	Grant Year	Grant	Funded Amount	Drawn In Program Year	Drawn Thru Program Year
CDBG	EN	2019	B19MC060542	\$14,230.73	\$0.00	\$0.00
	PI			\$43,936.27	\$11,339.90	\$43,936.27
Total	Total			\$58,167.00	\$11,339.90	\$43,936.27

Proposed Accomplishments

People (General) : 50

Actual Accomplishments

Number assisted:

	Owner		Renter		Total		Person	
	Total	Hispanic	Total	Hispanic	Total	Hispanic	Total	Hispanic
White:	0	0	0	0	0	0	167	32
Black/African American:	0	0	0	0	0	0	62	0
Asian:	0	0	0	0	0	0	4	0
American Indian/Alaskan Native:	0	0	0	0	0	0	6	1
Native Hawaiian/Other Pacific Islander:	0	0	0	0	0	0	2	0
American Indian/Alaskan Native & White:	0	0	0	0	0	0	2	0
Asian White:	0	0	0	0	0	0	0	0
Black/African American & White:	0	0	0	0	0	0	0	0
American Indian/Alaskan Native & Black/African American:	0	0	0	0	0	0	0	0
Other multi-racial:	0	0	0	0	0	0	39	18
Asian/Pacific Islander:	0	0	0	0	0	0	0	0
Hispanic:	0	0	0	0	0	0	0	0
Total:	0	0	0	0	0	0	282	51

Female-headed Households:

0	0	0
---	---	---

Income Category:

	Owner	Renter	Total	Person
Extremely Low	0	0	0	282
Low Mod	0	0	0	0
Moderate	0	0	0	0
Non Low Moderate	0	0	0	0
Total	0	0	0	282
Percent Low/Mod				100.0%

Annual Accomplishments

Years	Accomplishment Narrative	# Benefitting
--------------	---------------------------------	----------------------

2019	For first half of Fiscal Year 2020, 98 clients have been assisted. Project will continue into Fiscal Year 2021.	
2020	For Fiscal Year 2021 closeout, 184 clients were assisted for a total of 282 clients assisted with the project. SVdPV surpassed the goals and objectives set out for this project. Below is a summary of some of the successes.	
	Street Health Outreach contacts: 303	
	Total unduplicated served: 282	
	MAT referrals: 34	
	Clients engaged in MAT services: 34	
	SVdPV AOD Services referrals: 102	
	Referrals to our Village Health Clinic: 90	
	Referrals to Community Detox Services: 38	
	Referrals to other community resources: 75	
	Assistance with insurance enrollment: 13	
	Assistance acquiring housing: 42	

PGM Year:	2019			
Project:	0007 - Homelessness - CDBG			
IDIS Activity:	7353 - SERVING SENIORS-20			
Status:	Completed 9/17/2020 12:00:00 AM	Objective:	Create suitable living environments	
Location:	525 14th St Ste 200 Suite 200 San Diego, CA 92101-7556	Outcome:	Availability/accessibility	
		Matrix Code:	Senior Services (05A)	National Objective: LMC

Activity to prevent, prepare for, and respond to Coronavirus: No

Initial Funding Date: 12/11/2019

Description:

Expands a Transitional Housing Program for Homeless Seniors by adding 6 new transitional units.
 Funds a new Housing Navigator to assist seniors prepare for, locate, and transition into affordable housing.

Financing

	Fund Type	Grant Year	Grant	Funded Amount	Drawn In Program Year	Drawn Thru Program Year
--	-----------	------------	-------	---------------	-----------------------	-------------------------

CDBG	PI			\$50,000.00	\$12,356.45	\$50,000.00
Total	Total			\$50,000.00	\$12,356.45	\$50,000.00

Proposed Accomplishments

People (General) : 18

Actual Accomplishments

Number assisted:

	Owner		Renter		Total		Person	
	Total	Hispanic	Total	Hispanic	Total	Hispanic	Total	Hispanic
White:	0	0	0	0	0	0	15	6
Black/African American:	0	0	0	0	0	0	18	0
Asian:	0	0	0	0	0	0	1	0
American Indian/Alaskan Native:	0	0	0	0	0	0	2	0
Native Hawaiian/Other Pacific Islander:	0	0	0	0	0	0	0	0
American Indian/Alaskan Native & White:	0	0	0	0	0	0	1	0
Asian White:	0	0	0	0	0	0	0	0
Black/African American & White:	0	0	0	0	0	0	0	0
American Indian/Alaskan Native & Black/African American:	0	0	0	0	0	0	1	0
Other multi-racial:	0	0	0	0	0	0	0	0
Asian/Pacific Islander:	0	0	0	0	0	0	0	0
Hispanic:	0	0	0	0	0	0	0	0
Total:	0	0	0	0	0	0	38	6
Female-headed Households:	0		0		0			

Income Catearv:

	Owner	Renter	Total	Person
Extremely Low	0	0	0	38
Low Mod	0	0	0	0
Moderate	0	0	0	0
Non Low Moderate	0	0	0	0
Total	0	0	0	38
Percent Low/Mod				100.0%

Annual Accomplishments

Years	Accomplishment Narrative	# Benefitting
2019	For the first 6 months of Fiscal Year 2020, 38 clients have been assisted. Project did not provide closeout report in time for FY 20 CAPER. Accomplishment data will be reported in FY 21 CAPER.	

2020

For fiscal year 2021 closeout, 21 clients were assisted for a total of 59 clients assisted. Serving Seniors has provided over 6,424 bed nights of housing for homeless seniors for fiscal year 2019-2020, which is an increase of 11.53% over last year.

During the past fiscal year, we case managed 61 seniors in the THP program and 22 successfully completed the program and moved into more permanent, stable housing. We have 22 seniors that are currently active in the program.

There continues to be substantial need for this program, with the team performing intakes on 170 unduplicated clients and providing a total of 1,530 case management visits to clients during the intake process and once they formally entered the program.

An ongoing challenge continues to be the need to find affordable housing for seniors. Our case managers have observed a decline in housing options for seniors in poverty; waiting lists for subsidized seniors housing can span from anywhere between 2-6 years or more. Numerous other affordable housing developments have wait lists that are closed.

Out of those who have graduated successfully from our program, approximately one third of the seniors placed in the program moved into one of Serving Seniors supportive housing communities. This pipeline is essential; not only so that a connection to Serving Seniors continues for the graduated client, but our supportive housing buildings represents one of only a few viable, time-realistic pathways for seniors seeking affordable and supportive housing. Our supportive housing program helps San Diego County seniors out of chronic poverty by developing and maintaining affordable senior housing residences offering on-site supportive services including meals, social services, and nurse case management.

Due to the COVID-19 pandemic, we were forced to close the doors to the Gary and Mary West Senior Wellness Center, where the THP program is administered. We transitioned to telephonic case management and created a Service Request Form which was provided for each client to help facilitate case management needs, both regular and nursing, as well as supply requests for clients and pets, if applicable. We continued to provide bi-weekly room checks, donning appropriate PPE. Our case management team is slowly transitioning to more face to face interactions for move ins and ongoing case management needs for our THP clients. These visits are currently conducted outside of the Wellness Center, with all safety precautions in place. Our Wellness Center has continued to provide meals, seven days per week, throughout the pandemic which has supplied much needed nutrition services for many of our THP clients.

During the course of the program, Serving Seniors received a PPP loan of \$679,200 on May 1, 2020. The PPP loan was kept in separate account and not comingled with any CDBG funds.

PGM Year:	2019		
Project:	0007 - Homelessness - CDBG		
IDIS Activity:	7354 - WESLEY HOUSE 2ND START-20		

Status:	Completed 11/30/2020 12:00:00 AM	Objective:	Create suitable living environments
Location:	5710 Hardy Ave San Diego, CA 92115-1363	Outcome:	Availability/accessibility
		Matrix Code:	Other Public Services Not Listed in National Objective: LMC

Activity to prevent, prepare for, and respond to Coronavirus: No

Initial Funding Date: 12/11/2019

Description:
Serves systemically marginalized college students by providing no-cost housing for one year, along with support services and programs to college students experiencing homelessness.

Financing

	Fund Type	Grant Year	Grant	Funded Amount	Drawn In Program Year	Drawn Thru Program Year
CDBG	PI			\$49,786.00	\$11,099.72	\$49,786.00
Total	Total			\$49,786.00	\$11,099.72	\$49,786.00

Proposed Accomplishments

People (General) : 8

Actual Accomplishments

Number assisted:

	Owner		Renter		Total		Person	
	Total	Hispanic	Total	Hispanic	Total	Hispanic	Total	Hispanic
White:	0	0	0	0	0	0		0
Black/African American:	0	0	0	0	0	0	1	0
Asian:	0	0	0	0	0	0	0	0
American Indian/Alaskan Native:	0	0	0	0	0	0	0	0
Native Hawaiian/Other Pacific Islander:	0	0	0	0	0	0	0	0
American Indian/Alaskan Native & White:	0	0	0	0	0	0	0	0
Asian White:	0	0	0	0	0	0	0	0
Black/African American & White:	0	0	0	0	0	0	0	0
American Indian/Alaskan Native & Black/African American:	0	0	0	0	0	0	0	0
Other multi-racial:	0	0	0	0	0	0	3	2
Asian/Pacific Islander:	0	0	0	0	0	0	0	0
Hispanic:	0	0	0	0	0	0	0	0
Total:	0	0	0	0	0	0	4	2

Female-headed Households:

	0	0	0
--	---	---	---

Income Category:

	Owner	Renter	Total	Person
Extremely Low	0	0	0	3
Low Mod	0	0	0	1
Moderate	0	0	0	0
Non Low Moderate	0	0	0	0
Total	0	0	0	4
Percent Low/Mod				100.0%

Annual Accomplishments

Years	Accomplishment Narrative	# Benefitting
--------------	---------------------------------	----------------------

2019

For the first 6 months of 2020, 4 clients have been assisted. For Fiscal Year 2020 closeout, 4 clients were assisted. CDBG-paid activities conducted during the implementation period included offering more varied, targeted, and intensive programs and support services for our student residents at Wesley House. In order to meet this goal, as well as the significantly increased student resident needs that arose due to the pandemic, our Housing Services Coordinator was moved from part-time to full-time status. These additional hours allowed staff to respond to emergent student resident needs in a timely manner and offer the one on one assistance needed to keep our student residents in school and on track to graduate during this unprecedented time. We also utilized funds to complete our first financial audit, which allowed us to apply for additional funding opportunities we would have otherwise not qualified for without an audit.

The most exciting client benefits that resulted from the activities and services provided is that three of our Wesley House student residents graduated college in May 2020, successfully completing the most unique and challenging semester of their college career! All graduates reported that they would not have been able to stay in school or graduate without the unique supportive housing model that Wesley House provides. One of our recent graduates just informed us that she was accepted into her first-choice medical school. Two of our graduates have been offered jobs in their field of study and they have also secured independent housing. We are thrilled to report that, despite the pandemic, our student residents and alumni are still able to thrive due to the support services and access to resources we offer as part of our unique and dynamic service model. Wesley House was deeply appreciative of this new partnership with The City of San Diego for allowing to meet their mission and enact meaningful change for the students they serve.

PGM Year:	2019		
Project:	0007 - Homelessness - CDBG		
IDIS Activity:	7355 - SD HSG COMM-DAY CENTER-20		
Status:	Completed 11/2/2020 12:00:00 AM	Objective:	Create suitable living environments
Location:	1122 Broadway Ste 300 Suite 300 San Diego, CA 92101-5629	Outcome:	Availability/accessibility
		Matrix Code:	Operating Costs of Homeless/AIDS
		National Objective:	LMC

Activity to prevent, prepare for, and respond to Coronavirus: No

Initial Funding Date: 12/19/2019

Description:

Provides supportive services to homeless adults within the City of San Diego. Offers daily access to laundry, mail, internet, and storage space as well as mental-health and substance-abuse treatment.

Financing

	Fund Type	Grant Year	Grant	Funded Amount	Drawn In Program Year	Drawn Thru Program Year
CDBG	PI			\$541,250.00	\$262,204.44	\$541,250.00
Total	Total			\$541,250.00	\$262,204.44	\$541,250.00

Proposed Accomplishments

People (General) : 2,000

Actual Accomplishments

<i>Number assisted:</i>	Owner		Renter		Total		Person	
	Total	Hispanic	Total	Hispanic	Total	Hispanic	Total	Hispanic
White:	0	0	0	0	0	0	5,501	2,041
Black/African American:	0	0	0	0	0	0	2,321	121

Asian:	0	0	0	0	0	0	140	12
American Indian/Alaskan Native:	0	0	0	0	0	0	161	51
Native Hawaiian/Other Pacific Islander:	0	0	0	0	0	0	119	24
American Indian/Alaskan Native & White:	0	0	0	0	0	0	28	6
Asian White:	0	0	0	0	0	0	14	2
Black/African American & White:	0	0	0	0	0	0	36	9
American Indian/Alaskan Native & Black/African American:	0	0	0	0	0	0	12	4
Other multi-racial:	0	0	0	0	0	0	56	24
Asian/Pacific Islander:	0	0	0	0	0	0	0	0
Hispanic:	0	0	0	0	0	0	0	0
Total:	0	0	0	0	0	0	8,388	2,294

Female-headed Households: 0 0 0

Income Category:

	Owner	Renter	Total	Person
Extremely Low	0	0	0	7,895
Low Mod	0	0	0	493
Moderate	0	0	0	0
Non Low Moderate	0	0	0	0
Total	0	0	0	8,388
Percent Low/Mod				100.0%

Annual Accomplishments

Years	Accomplishment Narrative	# Benefitting
--------------	---------------------------------	----------------------

2019

For Fiscal Year 2020 closeout, 8388 clients were assisted. A Summary of Annual Outcome Successes:

- The Day Center exceeded all contractual obligations for the year 2019-20
- The Day Center facilitated multiple clients entries to the Convention Center
- The Day Center did 3,584 mail pickups this month a new record
- The Day Center served 8,388 unduplicated clients fiscal year 2019-20
- Showers provided: 30,914
- Laundry provided: 4,065 cycles
- Computer access (before COVID shut down in March): 5,805
- Mail pickups: 36,512
- Secured storages: 1,036
- 1,032 persons Case Managed by 1 CM

Day Center Case Managers saw 65 clients for 68 meetings in June despite a lack of face to face meetings and social distancing. A primary focus of case management was getting people into the Convention Center and into housing from there. An example of case management successes this month include:

Client is a 35 year old male who came to the Day Center with his wife seeking shelter services and did not know the resources in San Diego. They were referred to a Case Manager on site where he disclosed that this was their first time homeless and that they had been homeless for a month. They informed the Case Manager that they came to San Diego from San Jose where they lost their housing due to their landlady catching COVID-19. They reported that they came to San Diego because they heard there was more homeless resources and they had been sleeping in their car but were scared of getting a ticket from the police or getting towed. CM referred both clients to JFS Safe Parking Program so they could continue to sleep in their car without the fear of getting a parking ticket and work toward housing. They have not returned to the Day Center since 6/1/20. A 48 year old female came to the Day Center seeking shelter services. She stated that she did not know anything about being homeless in San Diego so she was referred to a Case Manager. She reported that this was her first time homeless and that tonight would be her first night on the street. She stated that she was living with a roommate but the roommate no longer wanted to live with her and she could not afford the rent on her own. She informed staff that she had been trying to enter the Convention Center with Alpha Project for 2 weeks and was always told they were full. She disclosed that she was diagnosed with diabetes and kidney failure and was actively on dialysis. Due to the clients medical conditions she was referred to the PMC where she completed intake and continues to stay.

How is the Program working with participants to address the spread of communicable diseases, such as Hepatitis A, Norovirus, and flea-born Typhus?

PGM Year:	2019
Project:	0007 - Homelessness - CDBG
IDIS Activity:	7356 - SD HSG COMM-CONNECTIONS-20

Status:	Completed 11/2/2020 12:00:00 AM	Objective:	Create suitable living environments
Location:	1122 Broadway Ste 300 Suite 300 San Diego, CA 92101-5629	Outcome:	Availability/accessibility
		Matrix Code:	Operating Costs of Homeless/AIDS
		National Objective:	LMC

Activity to prevent, prepare for, and respond to Coronavirus: No

Initial Funding Date: 12/19/2019

Description:

Funds a partnership between the City, SDHC, PATH, and Alpha Project that operates 365 days a year and provides a combination of short-term interim beds and supportive services to homeless men and women living on the streets of downtown San Diego.

Financing

	Fund Type	Grant Year	Grant	Funded Amount	Drawn In Program Year	Drawn Thru Program Year
CDBG	PI			\$303,575.00	\$160,828.08	\$303,575.00
Total	Total			\$303,575.00	\$160,828.08	\$303,575.00

Proposed Accomplishments

People (General) : 450

Actual Accomplishments

Number assisted:

	Owner		Renter		Total		Person	
	Total	Hispanic	Total	Hispanic	Total	Hispanic	Total	Hispanic
White:	0	0	0	0	0	0	233	69
Black/African American:	0	0	0	0	0	0	88	6
Asian:	0	0	0	0	0	0	2	1
American Indian/Alaskan Native:	0	0	0	0	0	0	4	0
Native Hawaiian/Other Pacific Islander:	0	0	0	0	0	0	3	0
American Indian/Alaskan Native & White:	0	0	0	0	0	0	2	2
Asian White:	0	0	0	0	0	0	0	0
Black/African American & White:	0	0	0	0	0	0	3	0
American Indian/Alaskan Native & Black/African American:	0	0	0	0	0	0	0	0
Other multi-racial:	0	0	0	0	0	0	6	1
Asian/Pacific Islander:	0	0	0	0	0	0	0	0
Hispanic:	0	0	0	0	0	0	0	0
Total:	0	0	0	0	0	0	341	79
Female-headed Households:	0		0		0			

Income Category:

	Owner	Renter	Total	Person
Extremely Low	0	0	0	341
Low Mod	0	0	0	0
Moderate	0	0	0	0
Non Low Moderate	0	0	0	0
Total	0	0	0	341
Percent Low/Mod				100.0%

Annual Accomplishments

Years	Accomplishment Narrative	# Benefitting
-------	--------------------------	---------------

2019

For Fiscal Year 2020 closeout report, 341 clients were assisted through CDBG funding. PATH Connections Interim Housing aims to provide safe, low-barrier, interim housing with stabilization and supportive services to prepare individuals for appropriate permanent and longer-term housing options. All clients enrolled in the program are offered individualized case management focused on securing and/or increasing benefits/entitlements/income, providing resources and referrals for mental health services/primary care/legal assistance, identifying individual strengths/sources of support and securing permanent or longer-term housing.

During FY2020, PATH served 341 new clients and exited 292. Of these 292 exits, 110 were to permanent housing and 9 were to transitional housing. PATH provided a total of 39,752 bed nights to predominantly non-Hispanic white individuals with extremely low income levels.

Although the program experienced many client successes, two of the most memorable stories from the past year are below:

On February 21, PATH Connections Interim Housing moved a client into the Peachtree Inn using his RRH subsidy. The client had been living at the shelter since January 2019 and reported 12 years of street homelessness prior to program enrollment. He was connected to the WPW program in July 2019 and Salvation Army RRH program in October 2019. However, even with the extensive support from these programs and the PATH Connections team, this client experienced many barriers to housing due to a previous eviction, debts in collections and numerous bike accidents resulting in many medical issues. After being rejected by Golden West and Trolley Court, he was finally accepted to Peachtree Inn. Client is still working with his WPW team and reports that he and his beloved cat, Sadie, are doing well.

On December 31, a resident exited Interim as she was accepted into a transitional housing program with Solutions For Change. Client was several months into her pregnancy and was seeking a program where she and her partner could raise the child together. The program offers parenting classes, life skills classes, job skills training and counseling to assist families in becoming healthy and independent. Client's Case Manager assisted client in finding this placement and submitting her application.

PGM Year:	2019		
Project:	0007 - Homelessness - CDBG		
IDIS Activity:	7357 - SD HSG COMM-CORTEZ-20		

Status:	Completed 12/18/2020 12:00:00 AM	Objective:	Create suitable living environments	
Location:	1122 Broadway Ste 300 Suite 300 San Diego, CA 92101-5629	Outcome:	Availability/accessibility	
		Matrix Code:	Operating Costs of Homeless/AIDS	National Objective: LMC

Activity to prevent, prepare for, and respond to Coronavirus: No

Initial Funding Date: 12/19/2019

Description:

Provides short-term shelter and supportive services to homeless families so that they can overcome barriers to achieving self-sufficiency such as income and permanent housing.

Financing

	Fund Type	Grant Year	Grant	Funded Amount	Drawn In Program Year	Drawn Thru Program Year
CDBG	PI			\$205,902.00	\$118,167.04	\$205,902.00
Total	Total			\$205,902.00	\$118,167.04	\$205,902.00

Proposed Accomplishments

People (General) : 135

Actual Accomplishments

Number assisted:

	Owner		Renter		Total		Person	
	Total	Hispanic	Total	Hispanic	Total	Hispanic	Total	Hispanic
White:	0	0	0	0	0	0	172	134
Black/African American:	0	0	0	0	0	0	156	15
Asian:	0	0	0	0	0	0	3	0
American Indian/Alaskan Native:	0	0	0	0	0	0	9	2
Native Hawaiian/Other Pacific Islander:	0	0	0	0	0	0	5	0
American Indian/Alaskan Native & White:	0	0	0	0	0	0	3	2
Asian White:	0	0	0	0	0	0	0	0
Black/African American & White:	0	0	0	0	0	0	23	1
American Indian/Alaskan Native & Black/African American:	0	0	0	0	0	0	8	0
Other multi-racial:	0	0	0	0	0	0	6	0
Asian/Pacific Islander:	0	0	0	0	0	0	0	0
Hispanic:	0	0	0	0	0	0	0	0
Total:	0	0	0	0	0	0	385	154

Female-headed Households:

0 0 0

Income Category:

	Owner	Renter	Total	Person
Extremely Low	0	0	0	380
Low Mod	0	0	0	3
Moderate	0	0	0	2
Non Low Moderate	0	0	0	0
Total	0	0	0	385
Percent Low/Mod				100.0%

Annual Accomplishments

Years	Accomplishment Narrative	# Benefitting
2019	For Fiscal Year 2020 year end, total is to be determined.	

2020

For Fiscal year 2021 closeout, 386 clients were assisted. From the months of July through the end of February 2020, Cortez Hill offered a safe place for homeless families with children to receive stabilizing temporary shelter and supportive services needed to prepare for longer-term or permanent housing. Utilizing a client-centered and trauma informed approach, the program focuses on supporting families in accessing permanent housing. The facility provided 47 individual housing units for families. The program provided two meals per day and families participated in ongoing case management while in the program. Families were provided tools to assist in becoming self-sufficient. Such tools would include: case management, resources, supportive services and housing stabilization plans. Starting in March 2020 during the time of the COVID-19 pandemic, we have been able to offer the families case management over the phone as well as referring the families to resources that are open and available for them. We have provided assistance with educational resources, toys and books and have been able to assist their housing navigators in their search for housing.

In this fiscal year, we served 386 unduplicated individuals and 116 households. Of those households, fifty-three moved to permanent housing and three moved to transitional housing and another twenty exited to other exit destinations. A mother and her two daughters had to flee an abusive relationship and were able to seek temporary shelter at East County Transitional Living Center. After her brief stay at ECTLC, the family arrived to CHFC and while in shelter was able to enroll in IHSS gained employment by being able to be paid to take care of her autistic daughter. She was able to work closely with the Regional Center and The Southern California Housing Collaborative and after receiving her first paystubs was able to lock down a 2BD apartment in August. Her unrelenting positive attitude and constant drive to succeed contributed to her overall success of finally obtaining an apartment to call her own, as well as start a savings account. After a death in the family in 2015, a single mother gave up everything to care for her ill mother and her youngest son. Years later, the single mother, her ill mother and her teenage son entered Cortez Hill Family Shelter. Since entering the program she was able to work with her case manager to obtain housing and resources, even helping to increase her mother's income. On August 19, 2019, Alpha Project was able to provide rental assistance to ensure this family was able to move out in to their own three bedroom home. A mother, her three children (her partner joined the family shortly after they moved in) arrived to CHFC after being homeless for 3 months after her partner lost employment (due to drug relapse) and she had to leave her job due to an injury. She promptly worked on her disability and started to plan for the training she would be getting in order to start working again. Meanwhile her partner was able to gain employment within the first month of arriving to shelter (after finishing a rehabilitation program). Everyone in the family participated in savings and the family was able to save enough to rent a 2BD apartment in September of 2019. A single mother and her three children have been homeless on and off since 2016. Upon entering the program, she worked on securing employment to provide a better life for her family. She eventually was matched to Alpha Projects Rapid Rehousing program and was able to move into a two bedroom apartment in September close to her children's school. In November, A single mother and her son were able to exit to a unit at Studio 15 with the help of PATH and their rapid rehousing program for families. She did active job search while enrolled at Cortez Hill Family 2019

PGM Year: [Redacted]
Project: 0007 - Homelessness - CDBG
IDIS Activity: 7358 - SD HSG COMM-INTERIM HOUSING-20

Status: Completed 11/12/2020 12:00:00 AM Objective: Create suitable living environments
 Location: 1122 Broadway Ste 300 Suite 300 San Diego, CA 92101-5629 Outcome: Availability/accessibility
 Matrix Code: Operating Costs of Homeless/AIDS National Objective: LMC

Activity to prevent, prepare for, and respond to Coronavirus: No

Initial Funding Date: 12/19/2019

Description:

Provides interim housing and supportive services designed to help facilitate stabilization and exits to longer term or permanent housing for homeless single adults.

Financing

	Fund Type	Grant Year	Grant	Funded Amount	Drawn In Program Year	Drawn Thru Program Year
CDBG	PI			\$267,350.97	\$161,736.54	\$267,350.97

Total	Total			\$267,350.97	\$161,736.54	\$267,350.97
--------------	--------------	--	--	---------------------	---------------------	---------------------

Proposed Accomplishments

People (General) : 1,390

Actual Accomplishments

Number assisted:

	Owner		Renter		Total		Person	
	Total	Hispanic	Total	Hispanic	Total	Hispanic	Total	Hispanic
White:	0	0	0	0	0	0	880	283
Black/African American:	0	0	0	0	0	0	394	18
Asian:	0	0	0	0	0	0	37	5
American Indian/Alaskan Native:	0	0	0	0	0	0	26	5
Native Hawaiian/Other Pacific Islander:	0	0	0	0	0	0	22	4
American Indian/Alaskan Native & White:	0	0	0	0	0	0	5	1
Asian White:	0	0	0	0	0	0	0	0
Black/African American & White:	0	0	0	0	0	0	8	0
American Indian/Alaskan Native & Black/African American:	0	0	0	0	0	0	0	0
Other multi-racial:	0	0	0	0	0	0	12	2
Asian/Pacific Islander:	0	0	0	0	0	0	0	0
Hispanic:	0	0	0	0	0	0	0	0
Total:	0	0	0	0	0	0	1,384	318
Female-headed Households:	0		0		0			

Income Category:

	Owner	Renter	Total	Person
Extremely Low	0	0	0	1,053
Low Mod	0	0	0	330
Moderate	0	0	0	0
Non Low Moderate	0	0	0	1
Total	0	0	0	1,384
Percent Low/Mod				99.9%

Annual Accomplishments

Years	Accomplishment Narrative	# Benefitting
--------------	---------------------------------	----------------------

Native Hawaiian/Other Pacific Islander:	0	0	0	0	0	0	0	0
American Indian/Alaskan Native & White:	0	0	0	0	0	0	0	0
Asian White:	0	0	0	0	0	0	0	0
Black/African American & White:	0	0	0	0	0	0	0	0
American Indian/Alaskan Native & Black/African American:	0	0	0	0	0	0	0	0
Other multi-racial:	0	0	0	0	0	0	20	20
Asian/Pacific Islander:	0	0	0	0	0	0	0	0
Hispanic:	0	0	0	0	0	0	0	0
Total:	0	0	0	0	0	0	35	35

Female-headed Households: 0 0 0

Income Catearv:

	Owner	Renter	Total	Person
Extremely Low	0	0	0	19
Low Mod	0	0	0	9
Moderate	0	0	0	2
Non Low Moderate	0	0	0	0
Total	0	0	0	30
Percent Low/Mod	100.0%			

Annual Accomplishments

Years	Accomplishment Narrative	# Benefitting
--------------	---------------------------------	----------------------

2019	For the first half of Fiscal Year 2020, 27 clients have been assisted.	
2020	For Fiscal Year 2021 closeout, an additional 22 clients were assisted for a total of 49 clients assisted. Alma Community Care used CDBG funding to offer 11 in person parenting seminars at 3 local public schools in Greater Logan Heights between September 2019-March 2020. Each parenting seminar was taught in Spanish with English translation by bilingual licensed therapists in the San Diego area.	

We served roughly 100 unique individuals and covered topics such as Positive Parenting Tactics, Childhood Anxiety, Childhood Bullying, Technology & Your Kids, Drugs, Alcohol & Your Teens, Positive Discipline and Childhood Depression. Topics were chosen by parent and school leadership input. Over half of our attendees attended two or more parenting seminars.

Here is a collection of responses we received from our attendees on what they learned:

Focus and pay more attention to the symptoms of anxiety in my child

Listen with patience to understand my child's problem

Spend more time with my daughter

Observe and listen to my children, especially how to maintain calm

PGM Year: 2019

Project: 0003 - Community and Public Services

IDIS Activity: 7360 - BAYSIDE COMM CTR-SOCIAL SVCES-20

Status: Completed 7/6/2021 12:00:00 AM

Objective: Create suitable living environments

Location: 2202 Comstock St San Diego, CA 92111-6502

Outcome: Availability/accessibility

Matrix Code: Other Public Services Not Listed in

National Objective: LMC

Activity to prevent, prepare for, and respond to Coronavirus: No

Initial Funding Date: 12/11/2019

Description:

Expands the delivery of several key resources; emergency commodity distributions, senior lunch and food box, senior health and wellness exercise classes, forms assistance and translation, and Positive Parenting Program.

Financing

	Fund Type	Grant Year	Grant	Funded Amount	Drawn In Program Year	Drawn Thru Program Year
CDBG	PI			\$50,099.89	\$44,540.69	\$50,099.89
Total	Total			\$50,099.89	\$44,540.69	\$50,099.89

Proposed Accomplishments

People (General) : 598

Actual Accomplishments

Number assisted:

	Owner		Renter		Total		Person	
	Total	Hispanic	Total	Hispanic	Total	Hispanic	Total	Hispanic
White:	0	0	0	0	0	0	170	148
Black/African American:	0	0	0	0	0	0	6	0
Asian:	0	0	0	0	0	0	170	0
American Indian/Alaskan Native:	0	0	0	0	0	0	0	0
Native Hawaiian/Other Pacific Islander:	0	0	0	0	0	0	4	0
American Indian/Alaskan Native & White:	0	0	0	0	0	0	0	0
Asian White:	0	0	0	0	0	0	0	0
Black/African American & White:	0	0	0	0	0	0	0	0
American Indian/Alaskan Native & Black/African American:	0	0	0	0	0	0	0	0
Other multi-racial:	0	0	0	0	0	0	2	2
Asian/Pacific Islander:	0	0	0	0	0	0	0	0
Hispanic:	0	0	0	0	0	0	0	0
Total:	0	0	0	0	0	0	352	150

Female-headed Households:

0 0 0

Income Category:

	Owner	Renter	Total	Person
Extremely Low	0	0	0	279
Low Mod	0	0	0	59

Moderate	0	0	0	13
Non Low Moderate	0	0	0	1
Total	0	0	0	352
Percent Low/Mod				99.7%

Annual Accomplishments

Years	Accomplishment Narrative	# Benefitting
-------	--------------------------	---------------

2019	For Fiscal Year 2020, project was delayed in executing agreement and accomplishments will be reported for FY 2021.	
------	--	--

2020	For Fiscal year 2021 closeout, 352 clients were assisted. Bayside expanded its Social Services program with CDBG funding in FY19-20. This program was made of the delivery of the following services: forms assistance, translation, commodity distributions including fresh produce from the Bayside garden, and senior daily lunches. Bayside had two case managers and one Garden Coordinator who directly delivered these resources to the community. Baysides Facilities Maintenance Manager worked behind the scenes to make these programs happen.	
------	---	--

Bayside served 352 unduplicated clients out of 598, 58.6% of those we intended. This was predominantly because of the impact of the pandemic in March 2020 through June 2020, which resulted in complete shutdown of Baysides office and face-to-face services with new clients. Although we were still serving clients regularly through food distributions, senior lunch, and forms assistance, the numbers of new clients were cut dramatically. However, the number of duplicated clients we served those months increased, which demonstrated the need of the services to repeat clients feeling the brunt of the pandemic.

Nevertheless, the benefits the clients received through each of our social services programs were instrumental. These included:

Forms assistance â Clients were assisted with any form they brought in, including housing, Cal-Fresh, Medi-Cal, unemployment assistance, etc. These are the safety nets that underpin our clients.

Translation â Staff bridge the gap with our Spanish and Vietnamese-speaking clients seeking immediate, critical social services that Bayside, the City, County, and other agencies provide. Staff advocate in the clientsâ native language on their behalf for the services they need. Especially during the pandemic, this language barrier was critical to overcome.

PGM Year:	2019		
Project:	0003 - Community and Public Services		
IDIS Activity:	7361 - CITY SD LIB-LIBRARY NEXT-20		

Status:	Open	Objective:	Create suitable living environments
Location:	330 Park Blvd San Diego, CA 92101-7416	Outcome:	Availability/accessibility
		Matrix Code:	Youth Services (05D)
		National Objective:	LMC

Activity to prevent, prepare for, and respond to Coronavirus: No

Initial Funding Date: 12/11/2019

Description:

Funds an existing program sponsored by the City of San Diego Library, in collaboration with UC San Diego Extension and Sally Ride Science, to expand STEM educational opportunities in LMI communities for students.

Financing

	Fund Type	Grant Year	Grant	Funded Amount	Drawn In Program Year	Drawn Thru Program Year
CDBG	EN	2019	B19MC060542	\$12,100.00	\$0.00	\$0.00
	PI			\$237,900.00	\$50,400.00	\$237,900.00
Total	Total			\$250,000.00	\$50,400.00	\$237,900.00

Proposed Accomplishments

People (General) : 450

Actual Accomplishments

Number assisted:

	Owner		Renter		Total		Person	
	Total	Hispanic	Total	Hispanic	Total	Hispanic	Total	Hispanic
White:	0	0	0	0	0	0	88	38
Black/African American:	0	0	0	0	0	0	12	1
Asian:	0	0	0	0	0	0	47	4
American Indian/Alaskan Native:	0	0	0	0	0	0	4	3
Native Hawaiian/Other Pacific Islander:	0	0	0	0	0	0	1	0
American Indian/Alaskan Native & White:	0	0	0	0	0	0	0	0
Asian White:	0	0	0	0	0	0	14	2
Black/African American & White:	0	0	0	0	0	0	0	0
American Indian/Alaskan Native & Black/African American:	0	0	0	0	0	0	0	0
Other multi-racial:	0	0	0	0	0	0	40	26
Asian/Pacific Islander:	0	0	0	0	0	0	0	0
Hispanic:	0	0	0	0	0	0	0	0
Total:	0	0	0	0	0	0	206	74
Female-headed Households:	0		0		0			

Income Category:

	Owner	Renter	Total	Person
Extremely Low	0	0	0	53
Low Mod	0	0	0	43
Moderate	0	0	0	27
Non Low Moderate	0	0	0	83
Total	0	0	0	206
Percent Low/Mod				59.7%

Annual Accomplishments

Years	Accomplishment Narrative	# Benefiting
-------	--------------------------	--------------

Asian White:	0	0	0	0	0	0	3	0
Black/African American & White:	0	0	0	0	0	0	13	3
American Indian/Alaskan Native & Black/African American:	0	0	0	0	0	0	2	0
Other multi-racial:	0	0	0	0	0	0	79	23
Asian/Pacific Islander:	0	0	0	0	0	0	0	0
Hispanic:	0	0	0	0	0	0	0	0
Total:	0	0	0	0	0	0	1,635	269

Female-headed Households: 0 0 0

Income Category:

	Owner	Renter	Total	Person
Extremely Low	0	0	0	1,479
Low Mod	0	0	0	89
Moderate	0	0	0	44
Non Low Moderate	0	0	0	23
Total	0	0	0	1,635
Percent Low/Mod				98.6%

Annual Accomplishments

Years	Accomplishment Narrative	# Benefitting
2019	For Fiscal Year 2019 year end, 1635 clients have been assisted. Project was provided contract extension due to COVID-19 related delays. Project accomplishments will be reported in FY 2021.	

2020

For Fiscal Year 2021 closeout, 246 clients were assisted and a total of 1881 were assisted for the project. Family Health Centers of San Diego (FHCS) Safe Point San Diego (SPSD) is on the front line of addressing the HIV, Hepatitis C (HCV), and opioid epidemics in San Diego County. SPSPD meets people who inject drugs (PWID) where they are in their recovery journey, links them to care, and prevents the transmission of HIV and HCV. Through CDBG funding SPSPD services are provided from a mobile unit for three 3-hour intervals at two city-approved urban sites, Downtown on Tuesdays and Thursdays from 6 PM to 9 PM, and North Park on Fridays from 10 AM to 1 PM. SPSPD collects an unlimited number of used syringes and dispenses sterile syringes (1:1 up to 40/visit), harm reduction supplies, wound care items, bleach kits, fentanyl test strips, hygiene items, and naloxone (an overdose reversal medication). Upon their first visit, new clients register and receive an ID card. The ID card maintains service anonymity, protects client supplies from being seized from law enforcement if arriving or leaving SPSPD operations, and assists staff in distinguishing individuals who are new or returning for services. On the first visit clients may obtain two sterile syringes and a starter kit, which provides supplies to help reduce the transmission of HIV and HCV. Once registered, clients may exchange syringes on a one-for-one basis and receive supplemental harm reduction supplies including alcohol wipes, sterile water, cotton filters, tourniquets, bleach kits, fentanyl test strips, hygiene items, and naloxone, as well as, wound care items.

SPSPD services have many benefits for clients, including linkage to HIV/HCV treatment, Pre-Exposure Prophylaxis (PrEP) medication for the prevention of HIV, primary care, and substance use disorder services among other health care services. SPSPD prevents the transmission of HIV and HCV through individualized assistance for: HIV and HCV testing, harm reduction educational and informational materials, case management, referrals to primary medical care and other social service programs and facilitated referrals to detox and substance use treatment and rehabilitation programs, leading to reducing abscesses and other injection-related injuries through the provision of safer injection counseling and harm reduction kits, as well as information on overdose prevention, drug contamination, and drug treatment/detox services. In March 2020, due to the COVID-19 pandemic, California was placed under orders to shelter in place, closing all non-essential services. The California Department of Public Health (CDPH) declared Syringe Service Programs essential services. SPSPD continued services with modifications based on the Centers for Disease Control and Prevention (CDC) safety guidelines. Modifications included a streamlined process for client documentation, physical distancing markers, updating sanitation procedures, staff/volunteers usage of personal protective equipment (PPE), prepackaging supplies, and assisting clients in estimating syringes.

PGM Year:	2019
Project:	0003 - Community and Public Services
IDIS Activity:	7363 - KAREN ORGANIZATION OF SD-20

Status:	Completed 10/28/2020 12:00:00 AM	Objective:	Create suitable living environments
Location:	5354 University Ave Suite 1 San Diego, CA 92105-2204	Outcome:	Availability/accessibility
		Matrix Code:	Other Public Services Not Listed in National Objective: LMC

Activity to prevent, prepare for, and respond to Coronavirus: No

Initial Funding Date: 12/11/2019

Description:

Provides case management, employment services, support groups, and community education to create a sustainable support system that assists refugees from Burma reach self-sufficiency.

Financing

	Fund Type	Grant Year	Grant	Funded Amount	Drawn In Program Year	Drawn Thru Program Year
--	-----------	------------	-------	---------------	-----------------------	-------------------------

CDBG	PI			\$55,972.00	\$13,415.52	\$55,972.00
Total	Total			\$55,972.00	\$13,415.52	\$55,972.00

Proposed Accomplishments

People (General) : 300

Actual Accomplishments

Number assisted:

	Owner		Renter		Total		Person	
	Total	Hispanic	Total	Hispanic	Total	Hispanic	Total	Hispanic
White:	0	0	0	0	0	0		0
Black/African American:	0	0	0	0	0	0	0	0
Asian:	0	0	0	0	0	0	266	0
American Indian/Alaskan Native:	0	0	0	0	0	0	0	0
Native Hawaiian/Other Pacific Islander:	0	0	0	0	0	0	0	0
American Indian/Alaskan Native & White:	0	0	0	0	0	0	0	0
Asian White:	0	0	0	0	0	0	0	0
Black/African American & White:	0	0	0	0	0	0	0	0
American Indian/Alaskan Native & Black/African American:	0	0	0	0	0	0	0	0
Other multi-racial:	0	0	0	0	0	0	0	0
Asian/Pacific Islander:	0	0	0	0	0	0	0	0
Hispanic:	0	0	0	0	0	0	0	0
Total:	0	0	0	0	0	0	266	0
Female-headed Households:	0		0		0			

Income Catearv:

	Owner	Renter	Total	Person
Extremely Low	0	0	0	197
Low Mod	0	0	0	59
Moderate	0	0	0	10
Non Low Moderate	0	0	0	0
Total	0	0	0	266
Percent Low/Mod				100.0%

Annual Accomplishments

Years	Accomplishment Narrative	# Benefitting
-------	--------------------------	---------------

2019

For the first 6 months of Fiscal Year 2020, 212 clients have been assisted. For Fiscal Year 2020 closeout, 266 clients have been assisted. Through the CDBG project in FY 2020, Karen Organization of San Diego (KOSD) was able to serve 266 unduplicated individuals who have been resettled in San Diego as refugees from Burma through case management services, Community Workshop and Training, and Support Groups. Due to the COVID-19 crisis, KOSD closed its community office on March 17th, and the KOSD office has remained closed since then. In April 2020, KOSD established its KOSDs Community Helpline with 6 different phone numbers, and KOSD continued to serve its CDBG clients through the Community Helpline.

1. Case Management Services

Through Case Management Services, KOSD was able to assist them with various issues related to their public benefits, health cares, education, immigration, justice system, unemployment, domestic violence, and housing. Since the middle of March, KOSDs program staff started to provide emergency response work to the CDBG clients who got seriously impacted by the COVID-19 crisis, especially those who lost their jobs or who got tested positive with infection of the COVID-19. The following are some highlights from the COVID-19 emergency response work KOSD provided as a part of the CDBG program.

- KOSD assisted 79 families with general COVID-19 safety education.
- KOSD assisted 32 CDBG clients with at least one application for various COVID related emergency financial resources, including the San Diego Refugee Family Emergency Funds.
- KOSD assisted 50 CDBG client families with P-EBT applications (pandemic food stamp benefits for school aged children).
- KOSD assisted 39 clients with Unemployment Insurance applications.
- KOSD assisted 19 CDBG client families with distance learning (K-12 schools).
- KOSD has offered bi-weekly emergency food distributions to 80 different CDBG client families between April and June 2020.

2. Support Groups

During the second year of the project, KOSD was able to offer three different support groups for youth, parents, and seniors. Through support groups, KOSD was able to serve 68 individuals. Each group met at least monthly to host group activities, field trips, and educational workshops. Main workshop topics were:

PGM Year:	2019		
Project:	0003 - Community and Public Services		
IDIS Activity:	7364 - LAUNCHING LEGACIES-SOCIAL CONN-20		

Status:	Completed 2/8/2021 12:00:00 AM	Objective:	Create suitable living environments
Location:	4345 Mentone St Apt D Apartment D San Diego, CA 92107-5111	Outcome:	Availability/accessibility
		Matrix Code:	Mental Health Services (050) National Objective: LMC

Activity to prevent, prepare for, and respond to Coronavirus: No

Initial Funding Date: 12/18/2019

Description:

Funds a social emotional wellness program that provides information and tools to overcome and/or prevent the social-emotional determinants to illness.

Financing

	Fund Type	Grant Year	Grant	Funded Amount	Drawn In Program Year	Drawn Thru Program Year
CDBG	PI			\$25,899.65	\$899.65	\$25,899.65
Total	Total			\$25,899.65	\$899.65	\$25,899.65

Proposed Accomplishments

People (General) : 480

Actual Accomplishments

Number assisted:

	Owner		Renter		Total		Person	
	Total	Hispanic	Total	Hispanic	Total	Hispanic	Total	Hispanic
White:	0	0	0	0	0	0	32	28
Black/African American:	0	0	0	0	0	0	27	0
Asian:	0	0	0	0	0	0	0	0
American Indian/Alaskan Native:	0	0	0	0	0	0	0	0
Native Hawaiian/Other Pacific Islander:	0	0	0	0	0	0	0	0
American Indian/Alaskan Native & White:	0	0	0	0	0	0	0	0
Asian White:	0	0	0	0	0	0	0	0
Black/African American & White:	0	0	0	0	0	0	1	0
American Indian/Alaskan Native & Black/African American:	0	0	0	0	0	0	0	0
Other multi-racial:	0	0	0	0	0	0	4	4
Asian/Pacific Islander:	0	0	0	0	0	0	0	0
Hispanic:	0	0	0	0	0	0	0	0
Total:	0	0	0	0	0	0	64	32
Female-headed Households:	0		0		0			

Income Category:

	Owner	Renter	Total	Person
Extremely Low	0	0	0	38
Low Mod	0	0	0	17
Moderate	0	0	0	4
Non Low Moderate	0	0	0	7
Total	0	0	0	66
Percent Low/Mod				89.4%

Annual Accomplishments

Years	Accomplishment Narrative	# Benefitting
2019	For the first half of Fiscal Year 2020, 62 clients have been assisted. Project is ongoing and will be completed in Fiscal Year 2021 CAPER.	

2020

For Fiscal Year 2021 closeout, 36 clients were assisted for the year and a total of 98 clients were assisted with the project.

PGM Year:	2019
Project:	0003 - Community and Public Services
IDIS Activity:	7365 - MAMA'S KITCHEN-HOME MEALS-20

Status:	Completed 10/27/2020 12:00:00 AM	Objective:	Create suitable living environments
Location:	3960 Home Ave San Diego, CA 92105-5925	Outcome:	Availability/accessibility
		Matrix Code:	Other Public Services Not Listed in
		National Objective:	LMC

Activity to prevent, prepare for, and respond to Coronavirus: No

Initial Funding Date: 12/11/2019

Description:

Provides 3 meals per day, for 365 days a year, to LMI residents who are in need of meals and nutrition support due to the debilitating effects of their critical illness.

Financing

	Fund Type	Grant Year	Grant	Funded Amount	Drawn In Program Year	Drawn Thru Program Year
CDBG	PI			\$125,000.00	\$21,227.76	\$125,000.00
Total	Total			\$125,000.00	\$21,227.76	\$125,000.00

Proposed Accomplishments

People (General) : 425

Actual Accomplishments

Number assisted:

	Owner		Renter		Total		Person	
	Total	Hispanic	Total	Hispanic	Total	Hispanic	Total	Hispanic
White:	0	0	0	0	0	0	310	83
Black/African American:	0	0	0	0	0	0	82	3
Asian:	0	0	0	0	0	0	29	1
American Indian/Alaskan Native:	0	0	0	0	0	0	4	2
Native Hawaiian/Other Pacific Islander:	0	0	0	0	0	0	3	0
American Indian/Alaskan Native & White:	0	0	0	0	0	0	1	0
Asian White:	0	0	0	0	0	0	0	0
Black/African American & White:	0	0	0	0	0	0	1	0
American Indian/Alaskan Native & Black/African American:	0	0	0	0	0	0	0	0
Other multi-racial:	0	0	0	0	0	0	27	18
Asian/Pacific Islander:	0	0	0	0	0	0	0	0
Hispanic:	0	0	0	0	0	0	0	0
Total:	0	0	0	0	0	0	457	107
Female-headed Households:	0		0		0			

Income Category:

	Owner	Renter	Total	Person
Extremely Low	0	0	0	373
Low Mod	0	0	0	58
Moderate	0	0	0	26
Non Low Moderate	0	0	0	0
Total	0	0	0	457
Percent Low/Mod				100.0%

Annual Accomplishments

Years	Accomplishment Narrative	# Benefiting
-------	--------------------------	--------------

2019 For the first 6 months of fiscal year 2020, 337 clients have been assisted. For Fiscal Year 2020 closeout, 457 clients have been assisted. In FY 2020, CDBG funds were used to purchase nutritious food and meal containers to home-deliver meals to low- and moderate-income San Diego residents affected by HIV and cancer. Mamas Kitchens Home-Delivered Meal Service removes barriers that our clients face in accessing the food they need to avoid malnutrition, increase medication adherence, lower health care costs, and improve quality of life.

During the implementation period:

A total of 457 San Diego residents received meal deliveries.

86.96% of survey-responding clients report that the food they receive meets their nutritional needs.

84.24% of survey-responding clients report that while receiving Mama's Kitchen meals they have eaten more nutritious food than prior to receiving meals

88.04% of survey-responding clients report feeling that the food they have received from Mama's Kitchen has been appropriate for their medication and/or treatment plan

PGM Year:	2019
Project:	0003 - Community and Public Services
IDIS Activity:	7366 - MEALS-HOME DELIVERED-20

Status:	Completed 10/27/2020 12:00:00 AM	Objective:	Create suitable living environments
Location:	2254 San Diego Ave Ste 200 Suite 200 San Diego, CA 92110-2944	Outcome:	Availability/accessibility
		Matrix Code:	Senior Services (05A) National Objective: LMC

Activity to prevent, prepare for, and respond to Coronavirus: No

Initial Funding Date: 12/11/2019

Description:

Expands the \$1 Meal a Day Program and supports the continuation of services to 124 Promise Zone LMI seniors through the regular meal program.

Financing

	Fund Type	Grant Year	Grant	Funded Amount	Drawn In Program Year	Drawn Thru Program Year
CDBG	PI			\$84,130.00	\$14,292.86	\$84,130.00

Total	Total			\$84,130.00	\$14,292.86	\$84,130.00
--------------	--------------	--	--	--------------------	--------------------	--------------------

Proposed Accomplishments

People (General) : 184

Actual Accomplishments

Number assisted:

	Owner		Renter		Total		Person	
	Total	Hispanic	Total	Hispanic	Total	Hispanic	Total	Hispanic
White:	0	0	0	0	0	0	80	4
Black/African American:	0	0	0	0	0	0	57	0
Asian:	0	0	0	0	0	0	13	0
American Indian/Alaskan Native:	0	0	0	0	0	0	0	0
Native Hawaiian/Other Pacific Islander:	0	0	0	0	0	0	0	0
American Indian/Alaskan Native & White:	0	0	0	0	0	0	0	0
Asian White:	0	0	0	0	0	0	1	0
Black/African American & White:	0	0	0	0	0	0	0	0
American Indian/Alaskan Native & Black/African American:	0	0	0	0	0	0	0	0
Other multi-racial:	0	0	0	0	0	0	49	43
Asian/Pacific Islander:	0	0	0	0	0	0	0	0
Hispanic:	0	0	0	0	0	0	0	0
Total:	0	0	0	0	0	0	200	47
Female-headed Households:	0		0		0			

Income Category:

	Owner	Renter	Total	Person
Extremely Low	0	0	0	146
Low Mod	0	0	0	35
Moderate	0	0	0	12
Non Low Moderate	0	0	0	7
Total	0	0	0	200
Percent Low/Mod				96.5%

Annual Accomplishments

Years	Accomplishment Narrative	# Benefitting
--------------	---------------------------------	----------------------

American Indian/Alaskan Native:	0	0	0	0	0	0	2	2
Native Hawaiian/Other Pacific Islander:	0	0	0	0	0	0	0	0
American Indian/Alaskan Native & White:	0	0	0	0	0	0	0	0
Asian White:	0	0	0	0	0	0	3	1
Black/African American & White:	0	0	0	0	0	0	1	0
American Indian/Alaskan Native & Black/African American:	0	0	0	0	0	0	4	4
Other multi-racial:	0	0	0	0	0	0	118	115
Asian/Pacific Islander:	0	0	0	0	0	0	0	0
Hispanic:	0	0	0	0	0	0	0	0
Total:	0	0	0	0	0	0	216	193

Female-headed Households: 0 0 0

Income Category:

	Owner	Renter	Total	Person
Extremely Low	0	0	0	155
Low Mod	0	0	0	37
Moderate	0	0	0	20
Non Low Moderate	0	0	0	4
Total	0	0	0	216
Percent Low/Mod				98.1%

Annual Accomplishments

<u>Years</u>	<u>Accomplishment Narrative</u>	<u># Benefitting</u>
--------------	---------------------------------	----------------------

2019 For the first 6 months of Fiscal Year 2020, 166 clients have been assisted. For Fiscal Year 2020 closeout report, 216 clients were assisted. A total of 216 students in the community became new members of Ocean Discovery Institute during the grant period. Dedicated members spent an average of 14 hours/month at the Living Lab for both academic achievement and science camp enrichment programming.

Project services included:

Ocean & Aquatic Adventurers Science Camp programs for K-5 and 6-8 grade students are offered year-round after school and during school breaks. Camp programming focuses on mathematics, science, and literacy through ocean exploration and hands-on science.

Monthly Fieldtrips to the coast, universities, and STEM industry partners to keep students engaged throughout the school year. Students will participate in snorkeling trips with scientists, visit local research institutions like Scripps Institution of Oceanography, learn about careers, and explore college campuses to find the right fit.

Leaders Initiative College and Career Mentoring to build capability through, 1-on-1 college mentoring by trained volunteers to address college preparation, selection, and financial support. Support also includes career mentoring to address the mounting need of support for our cohort of college graduates.

Community Initiative Discovery Fellowship program was hosted. Fellowships provide opportunities for high school and college Fellows to serve as educators in programs. These internships help to prepare students for continuing education and the workforce.

When the COVID-19 pandemic hit, Ocean Discovery adapted and modified programs. During this time, we provided a continuation of services to 2019

PGM Year:	2019
Project:	0003 - Community and Public Services
IDIS Activity:	7368 - ORGANIZATION IN TRG-YOUTH LEAD-20

Status:	Completed 6/29/2021 12:00:00 AM	Objective:	Create suitable living environments
Location:	12011 World Trade Dr San Diego, CA 92128-4388	Outcome:	Availability/accessibility
		Matrix Code:	Youth Services (05D)
		National Objective:	LMC

Activity to prevent, prepare for, and respond to Coronavirus: No

Initial Funding Date: 12/11/2019

Description:

Funds a mentoring program for students at the Monarch School, serving homeless youth. The program will primarily serve student in grades 5-12.

Financing

	Fund Type	Grant Year	Grant	Funded Amount	Drawn In Program Year	Drawn Thru Program Year
CDBG	PI			\$45,272.20	\$9,715.00	\$45,272.20
Total	Total			\$45,272.20	\$9,715.00	\$45,272.20

Proposed Accomplishments

People (General) : 94

Actual Accomplishments

Number assisted:	Owner	Renter	Total	Person
------------------	-------	--------	-------	--------

NUMBER ASSISTED:

	Total	Hispanic	Total	Hispanic	Total	Hispanic	Total	Hispanic
White:	0	0	0	0	0	0	5	4
Black/African American:	0	0	0	0	0	0	3	0
Asian:	0	0	0	0	0	0	0	0
American Indian/Alaskan Native:	0	0	0	0	0	0	1	1
Native Hawaiian/Other Pacific Islander:	0	0	0	0	0	0	0	0
American Indian/Alaskan Native & White:	0	0	0	0	0	0	0	0
Asian White:	0	0	0	0	0	0	0	0
Black/African American & White:	0	0	0	0	0	0	1	0
American Indian/Alaskan Native & Black/African American:	0	0	0	0	0	0	0	0
Other multi-racial:	0	0	0	0	0	0	19	18
Asian/Pacific Islander:	0	0	0	0	0	0	0	0
Hispanic:	0	0	0	0	0	0	0	0
Total:	0	0	0	0	0	0	29	23
Female-headed Households:	0		0		0			

Income Category:

	Owner	Renter	Total	Person
Extremely Low	0	0	0	25
Low Mod	0	0	0	4
Moderate	0	0	0	1
Non Low Moderate	0	0	0	0
Total	0	0	0	30
Percent Low/Mod				100.0%

Annual Accomplishments

Years	Accomplishment Narrative	# Benefitting
-------	--------------------------	---------------

2019	For the first 6 months of Fiscal Year 2020, 27 clients have been assisted. Project is ongoing and will continue into FY 2021 CAPER.	
------	---	--

2020	For Fiscal Year 2021 closeout, 23 clients were assisted for a total of 50 clients assisted with the project.	
------	--	--

PGM Year: 2019

Project: 0003 - Community and Public Services

IDIS Activity: 7369 - PAVING GREAT FUTURES-CHAMP-20

Status: Completed 11/20/2020 12:00:00 AM

Objective: Create suitable living environments

Location: 7733 Palm St Ste 213 Suite 213 Lemon Grove, CA 91945-2968

Outcome: Availability/accessibility

Matrix Code: Employment Training (05H)

National Objective: LMC

Activity to prevent, prepare for, and respond to Coronavirus: No

Initial Funding Date: 12/11/2019

Description:

Funds a culinary industry training program using experience professional to prepare participants for all aspects of food serve and employment opportunities.

Financing

	Fund Type	Grant Year	Grant	Funded Amount	Drawn In Program Year	Drawn Thru Program Year
CDBG	PI			\$50,000.00	\$10,829.96	\$50,000.00
Total	Total			\$50,000.00	\$10,829.96	\$50,000.00

Proposed Accomplishments

People (General) : 40

Actual Accomplishments

Number assisted:

	Owner		Renter		Total		Person	
	Total	Hispanic	Total	Hispanic	Total	Hispanic	Total	Hispanic
White:	0	0	0	0	0	0	4	1
Black/African American:	0	0	0	0	0	0	19	0
Asian:	0	0	0	0	0	0	0	0
American Indian/Alaskan Native:	0	0	0	0	0	0	0	0
Native Hawaiian/Other Pacific Islander:	0	0	0	0	0	0	0	0
American Indian/Alaskan Native & White:	0	0	0	0	0	0	0	0
Asian White:	0	0	0	0	0	0	1	0
Black/African American & White:	0	0	0	0	0	0	1	0
American Indian/Alaskan Native & Black/African American:	0	0	0	0	0	0	0	0
Other multi-racial:	0	0	0	0	0	0	10	7
Asian/Pacific Islander:	0	0	0	0	0	0	0	0
Hispanic:	0	0	0	0	0	0	0	0
Total:	0	0	0	0	0	0	35	8

Female-headed Households:

0	0	0
---	---	---

Income Catearv:

	Owner	Renter	Total	Person
Extremely Low	0	0	0	17
Low Mod	0	0	0	16
Moderate	0	0	0	2
Non Low Moderate	0	0	0	0
Total	0	0	0	35
Percent Low/Mod				100.0%

Annual Accomplishments

Years	Accomplishment Narrative	# Benefitting
--------------	---------------------------------	----------------------

Native Hawaiian/Other Pacific Islander:	0	0	0	0	0	0	2	0
American Indian/Alaskan Native & White:	0	0	0	0	0	0	1	0
Asian White:	0	0	0	0	0	0	1	0
Black/African American & White:	0	0	0	0	0	0	2	0
American Indian/Alaskan Native & Black/African American:	0	0	0	0	0	0	0	0
Other multi-racial:	0	0	0	0	0	0	78	75
Asian/Pacific Islander:	0	0	0	0	0	0	0	0
Hispanic:	0	0	0	0	0	0	0	0
Total:	0	0	0	0	0	0	179	115

Female-headed Households: 0 0 0

Income Category:

	Owner	Renter	Total	Person
Extremely Low	0	0	0	80
Low Mod	0	0	0	31
Moderate	0	0	0	25
Non Low Moderate	0	0	0	8
Total	0	0	0	144
Percent Low/Mod				94.4%

Annual Accomplishments

<u>Years</u>	<u>Accomplishment Narrative</u>	<u># Benefitting</u>
2019	For the first 6 months of fiscal year 2020, 141 clients have been assisted.	
2020	For fiscal year 2021, 129 clients were assisted. For Fiscal year 2021 closeout report, a total of 270 clients were assisted with the project.	

This past grant term was certainly an interesting year, filled with tragedy, surprise, and resilience. For the first several months of our grant, program activities and outcomes were on track, our students were participating in career readiness curricula, and we were communicating with more companies interested in working with us and our students. Once the pandemic hit, the planned trajectory halted and our programs were affected. Our programs went virtual in mid-March, following the school district and local health guidelines. Our students families were suffering both from illness and the economic impacts of the pandemic, our students strongly identified with the ongoing social justice movement, and our clients/students required additional support.

Despite all of this and amazingly, we were able to have two successful rounds of a student mentorship program, which was highly valued by both the professionals involved and the students (we are planning the next round now). On account of the pandemic, we were not able to serve as many people as we planned to, but for the ones who were in the program, we served them well. We had another successful year of students transitioning into college and our program graduates were as active as ever. Our RC Real Talk covered topics that resonated both with our grant objectives and our graduates, like housing, career readiness, and communication. Our student clients not only benefited from the CDBG-funded programming by advancing their professionalism, communication skills, mentorship opportunities, and career readiness, but also by their mentors leaning into the challenges this year brought.

Reality Changers did receive the PPP loan in the amount of \$236,337, and no commingling of funds occurred. CDBG funds were not used to partially pay for a particular staff person's salary, that PPP funds also paid a portion of at the same time.

PGM Year: 2019

Project: 0003 - Community and Public Services
IDIS Activity: 7371 - SD LGBT COMMUNITY CENTER-20

Status: Completed 12/29/2020 12:00:00 AM Objective: Create suitable living environments
 Location: 3909 Centre St San Diego, CA 92103-3410 Outcome: Availability/accessibility
 Matrix Code: Mental Health Services (05O) National Objective: LMC

Activity to prevent, prepare for, and respond to Coronavirus: No

Initial Funding Date: 12/11/2019

Description:
 Funds the only counseling program in the City of San Diego dedicated to serving LGBT and HIV community members, providing individual, couple, family and crisis counseling, and a 24-hour crisis hotline.

Financing

	Fund Type	Grant Year	Grant	Funded Amount	Drawn In Program Year	Drawn Thru Program Year
CDBG	PI			\$115,819.62	\$54,667.34	\$115,819.62
Total	Total			\$115,819.62	\$54,667.34	\$115,819.62

Proposed Accomplishments

People (General) : 135

Actual Accomplishments

Number assisted:

	Owner		Renter		Total		Person	
	Total	Hispanic	Total	Hispanic	Total	Hispanic	Total	Hispanic
White:	0	0	0	0	0	0	157	61
Black/African American:	0	0	0	0	0	0	18	1
Asian:	0	0	0	0	0	0	11	0
American Indian/Alaskan Native:	0	0	0	0	0	0	1	0
Native Hawaiian/Other Pacific Islander:	0	0	0	0	0	0	3	0
American Indian/Alaskan Native & White:	0	0	0	0	0	0	1	0
Asian White:	0	0	0	0	0	0	2	0
Black/African American & White:	0	0	0	0	0	0	0	0
American Indian/Alaskan Native & Black/African American:	0	0	0	0	0	0	1	0
Other multi-racial:	0	0	0	0	0	0	15	1
Asian/Pacific Islander:	0	0	0	0	0	0	0	0
Hispanic:	0	0	0	0	0	0	0	0
Total:	0	0	0	0	0	0	209	63
Female-headed Households:	0		0		0			

Income Category:

Owner Renter Total Person

Black/African American:	0	0	0	0	0	0	2	0
Asian:	0	0	0	0	0	0	2	0
American Indian/Alaskan Native:	0	0	0	0	0	0	0	0
Native Hawaiian/Other Pacific Islander:	0	0	0	0	0	0	0	0
American Indian/Alaskan Native & White:	0	0	0	0	0	0	0	0
Asian White:	0	0	0	0	0	0	0	0
Black/African American & White:	0	0	0	0	0	0	0	0
American Indian/Alaskan Native & Black/African American:	0	0	0	0	0	0	0	0
Other multi-racial:	0	0	0	0	0	0	4	2
Asian/Pacific Islander:	0	0	0	0	0	0	0	0
Hispanic:	0	0	0	0	0	0	0	0
Total:	0	0	0	0	0	0	22	15

Female-headed Households: 0 0 0 0

Income Category:

	Owner	Renter	Total	Person
Extremely Low	0	0	0	10
Low Mod	0	0	0	10
Moderate	0	0	0	2
Non Low Moderate	0	0	0	0
Total	0	0	0	22
Percent Low/Mod				100.0%

Annual Accomplishments

Years	Accomplishment Narrative	# Benefitting
2019	For Fiscal Year 2020, project agreement was delayed and accomplishments will be reported in FY 2021.	
2020	For Fiscal Year 2021, 22 clients have been assisted.	

PGM Year: 2019
Project: 0003 - Community and Public Services
IDIS Activity: 7373 - SPACE 4 ART-STEAM TO STREETS-20

Status: Completed 6/9/2021 12:00:00 AM Objective: Create suitable living environments
Location: 340 16th St San Diego, CA 92101-7618 Outcome: Availability/accessibility
Matrix Code: Youth Services (05D) National Objective: LMC

Activity to prevent, prepare for, and respond to Coronavirus: No

Initial Funding Date: 12/11/2019

Description:

Engages local artists to teach disadvantaged students practical and cognitive skills, workplace practices, and life lesson that build confidence and transform their sense of self.

Financing

	Fund Type	Grant Year	Grant	Funded Amount	Drawn In Program Year	Drawn Thru Program Year
CDBG	PI			\$50,000.00	\$33,319.40	\$50,000.00
Total	Total			\$50,000.00	\$33,319.40	\$50,000.00

Proposed Accomplishments

People (General) : 60

Actual Accomplishments

Number assisted:

	Owner		Renter		Total		Person	
	Total	Hispanic	Total	Hispanic	Total	Hispanic	Total	Hispanic
White:	0	0	0	0	0	0	27	25
Black/African American:	0	0	0	0	0	0	2	0
Asian:	0	0	0	0	0	0	0	0
American Indian/Alaskan Native:	0	0	0	0	0	0	0	0
Native Hawaiian/Other Pacific Islander:	0	0	0	0	0	0	0	0
American Indian/Alaskan Native & White:	0	0	0	0	0	0	0	0
Asian White:	0	0	0	0	0	0	0	0
Black/African American & White:	0	0	0	0	0	0	1	0
American Indian/Alaskan Native & Black/African American:	0	0	0	0	0	0	0	0
Other multi-racial:	0	0	0	0	0	0	11	11
Asian/Pacific Islander:	0	0	0	0	0	0	0	0
Hispanic:	0	0	0	0	0	0	0	0
Total:	0	0	0	0	0	0	41	36
Female-headed Households:	0		0		0			

Income Catearv:

	Owner	Renter	Total	Person
Extremely Low	0	0	0	22
Low Mod	0	0	0	14
Moderate	0	0	0	1
Non Low Moderate	0	0	0	0
Total	0	0	0	37
Percent Low/Mod				100.0%

Annual Accomplishments

Years	Accomplishment Narrative	# Benefitting
2019	For the first 7 months of Fiscal Year 2020, 15 clients have been assisted. Project will continue into Fiscal Year 2021.	

Native Hawaiian/Other Pacific Islander:	0	0	0	0	0	0	0	0
American Indian/Alaskan Native & White:	0	0	0	0	0	0	0	0
Asian White:	0	0	0	0	0	0	0	0
Black/African American & White:	0	0	0	0	0	0	0	0
American Indian/Alaskan Native & Black/African American:	0	0	0	0	0	0	0	0
Other multi-racial:	0	0	0	0	0	0	14	4
Asian/Pacific Islander:	0	0	0	0	0	0	0	0
Hispanic:	0	0	0	0	0	0	0	0
Total:	0	0	0	0	0	0	125	64

Female-headed Households: 0 0 0

Income Category:

	Owner	Renter	Total	Person
Extremely Low	0	0	0	125
Low Mod	0	0	0	0
Moderate	0	0	0	0
Non Low Moderate	0	0	0	0
Total	0	0	0	125
Percent Low/Mod	100.0%			

Annual Accomplishments

Years	Accomplishment Narrative	# Benefitting
-------	--------------------------	---------------

2019 For the first 6 months of Fiscal Year 2020, 64 clients have been assisted.

PGM Year: 2019

Project: 0003 - Community and Public Services

IDIS Activity: 7375 - URBAN GROWTH CSA-20

Status: Completed 7/8/2021 12:00:00 AM

Objective: Create suitable living environments

Location: 4425 50th St Unit 10 Unit 10 San Diego, CA 92115-8364

Outcome: Availability/accessibility

Matrix Code: Other Public Services Not Listed in

National Objective: LMC

Activity to prevent, prepare for, and respond to Coronavirus: No

Initial Funding Date: 12/11/2019

Description:

Funds the operation of a rooftop hydroponic MacroFarm at Alpha Square, while developing a CSA-like program component to directly provide participants with local, ultra-efficient, nutritionally-dense food grown directly on site.

Financing

	Fund Type	Grant Year	Grant	Funded Amount	Drawn In Program Year	Drawn Thru Program Year
CDBG	PI			\$36,174.56	\$11,174.56	\$36,174.56

Total	Total			\$36,174.56	\$11,174.56	\$36,174.56
--------------	--------------	--	--	--------------------	--------------------	--------------------

Proposed Accomplishments

People (General) : 15

Actual Accomplishments

Number assisted:

	Owner		Renter		Total		Person	
	Total	Hispanic	Total	Hispanic	Total	Hispanic	Total	Hispanic
White:	0	0	0	0	0	0	9	1
Black/African American:	0	0	0	0	0	0	1	0
Asian:	0	0	0	0	0	0	0	0
American Indian/Alaskan Native:	0	0	0	0	0	0	1	0
Native Hawaiian/Other Pacific Islander:	0	0	0	0	0	0	0	0
American Indian/Alaskan Native & White:	0	0	0	0	0	0	1	0
Asian White:	0	0	0	0	0	0	0	0
Black/African American & White:	0	0	0	0	0	0	0	0
American Indian/Alaskan Native & Black/African American:	0	0	0	0	0	0	0	0
Other multi-racial:	0	0	0	0	0	0	3	2
Asian/Pacific Islander:	0	0	0	0	0	0	0	0
Hispanic:	0	0	0	0	0	0	0	0
Total:	0	0	0	0	0	0	15	3
Female-headed Households:	0		0		0			

Income Category:

	Owner	Renter	Total	Person
Extremely Low	0	0	0	15
Low Mod	0	0	0	0
Moderate	0	0	0	0
Non Low Moderate	0	0	0	0
Total	0	0	0	15
Percent Low/Mod				100.0%

Annual Accomplishments

Years	Accomplishment Narrative	# Benefitting
2019	For the first 6 months of Fiscal Year 2020, 15 clients have been assisted. Organization did not submit closeout report in time, will report accomplishments in FY 21.	
2020	For fiscal year 2021 closeout report, 15 total clients were assisted through project. Urban Growth grew and distributed fresh produce to 15 residents throughout the CDBG contract term. The goal was to provide clients with healthy, fresh produce grown directly on site, as well as to engage them in opportunities to learn more about healthy eating. Urban Growth provided more than 48 servings of produce to residents over the course of the grant period as well as recipes on how to prepare different meals using the provided food.	

PGM Year: 2019
Project: 0003 - Community and Public Services
IDIS Activity: 7376 - WAVE ACADEMY-20

Status: Completed 9/22/2020 12:00:00 AM Objective: Create suitable living environments
 Location: 4455 Murphy Canyon Rd San Diego, CA 92123-4379 Outcome: Availability/accessibility
 Matrix Code: Mental Health Services (050) National Objective: LMC

Activity to prevent, prepare for, and respond to Coronavirus: No

Initial Funding Date: 12/11/2019

Description:
 Provides a results driven program of warm water therapy to vulnerable LMI veterans with post-traumatic stress.

Financing

	Fund Type	Grant Year	Grant	Funded Amount	Drawn In Program Year	Drawn Thru Program Year
CDBG	PI			\$52,800.00	\$3,307.70	\$52,800.00
Total	Total			\$52,800.00	\$3,307.70	\$52,800.00

Proposed Accomplishments

People (General) : 33

Actual Accomplishments

Number assisted:

	Owner		Renter		Total		Person	
	Total	Hispanic	Total	Hispanic	Total	Hispanic	Total	Hispanic
White:	0	0	0	0	0	0	13	1
Black/African American:	0	0	0	0	0	0	6	1
Asian:	0	0	0	0	0	0	1	0
American Indian/Alaskan Native:	0	0	0	0	0	0	0	0
Native Hawaiian/Other Pacific Islander:	0	0	0	0	0	0	0	0
American Indian/Alaskan Native & White:	0	0	0	0	0	0	0	0
Asian White:	0	0	0	0	0	0	1	0
Black/African American & White:	0	0	0	0	0	0	0	0
American Indian/Alaskan Native & Black/African American:	0	0	0	0	0	0	0	0
Other multi-racial:	0	0	0	0	0	0	11	7
Asian/Pacific Islander:	0	0	0	0	0	0	0	0
Hispanic:	0	0	0	0	0	0	0	0
Total:	0	0	0	0	0	0	32	9
Female-headed Households:	0		0		0			

Income Category:

	Owner	Renter	Total	Person
Extremely Low	0	0	0	15

Low Mod	0	0	0	9
Moderate	0	0	0	7
Non Low Moderate	0	0	0	1
Total	0	0	0	32
Percent Low/Mod				96.9%

Annual Accomplishments

Years	Accomplishment Narrative	# Benefitting
--------------	---------------------------------	----------------------

2019 For the first 6 months of the project (July 2019-December 2019), 23 clients have been assisted. For Fiscal Year 2020 closeout, 32 clients were assisted. The Aquatic Therapy for Vulnerable Veterans project utilized an eight-week program of individualized aquatic therapy in a private, heated pool to help veterans heal from the debilitating symptoms of Post-Traumatic Stress (PTS).

A total of 32 unduplicated individuals were provided with new or continued access to therapeutic services for the purpose of creating a suitable living environment.

Clients were LMI veterans living within the City of San Diego, who have a diagnosis of post-traumatic stress, as evidenced by a disability rating or a note from a clinical therapist. More than 90 percent of the clients served were below the area median income.

Wave Academy obtained documentation regarding the family size and annual income of the family of each person receiving project services. Wave Academy also obtained documentation of the client's diagnosis of PTSD, evidenced through a disability rating or a letter on letterhead from a clinician.

Clients completed our pre- and post-assessments to document level of PTSD through a VA-approved questionnaire. As a result of our 8-week program, the aggregate of the 32 clients served shows an average drop in PTSD symptoms by 23 percent. Clients reported feelings of well-being and better connection to themselves, their families and their communities.

Wave Academy received \$33,000 in PPP funding. There was no commingling of PPP and CDBG funds occurred for expenses that were claimed for CDBG reimbursement.

PGM Year:	2019		
Project:	0006 - Improvement of Nonprofit Facilities		
IDIS Activity:	7377 - ACCESS YOUTH ACADEMY SE-20		
Status:	Open	Objective:	Create suitable living environments
Location:	704 Euclid Ave San Diego, CA 92114-1014	Outcome:	Availability/accessibility
		Matrix Code:	Youth Centers (03D)
		National Objective:	LMC

Activity to prevent, prepare for, and respond to Coronavirus: No

Initial Funding Date: 11/12/2020

Description:

Funds the construction of a facility that will include 8 squash courts, 4 classrooms, a technology center, study areas, and offices. Increased educational capabilities will provide and important educational resource for students and families to utilize after school hours, and will be a community hub for health and fitness.

Financing

	Fund Type	Grant Year	Grant	Funded Amount	Drawn In Program Year	Drawn Thru Program Year
CDBG	EN	2016	B16MC060542	\$9,695.00	\$9,695.00	\$9,695.00
	PI			\$5,490,305.00	\$5,490,305.00	\$5,490,305.00
Total	Total			\$5,500,000.00	\$5,500,000.00	\$5,500,000.00

Proposed Accomplishments

Public Facilities : 1

Actual Accomplishments

Number assisted:

	Owner		Renter		Total		Person	
	Total	Hispanic	Total	Hispanic	Total	Hispanic	Total	Hispanic
White:	0	0	0	0	0	0		0
Black/African American:	0	0	0	0	0	0	0	0
Asian:	0	0	0	0	0	0	0	0
American Indian/Alaskan Native:	0	0	0	0	0	0	0	0
Native Hawaiian/Other Pacific Islander:	0	0	0	0	0	0	0	0
American Indian/Alaskan Native & White:	0	0	0	0	0	0	0	0
Asian White:	0	0	0	0	0	0	0	0
Black/African American & White:	0	0	0	0	0	0	0	0
American Indian/Alaskan Native & Black/African American:	0	0	0	0	0	0	0	0
Other multi-racial:	0	0	0	0	0	0	0	0
Asian/Pacific Islander:	0	0	0	0	0	0	0	0
Hispanic:	0	0	0	0	0	0	0	0
Total:	0	0	0	0	0	0	0	0

Female-headed Households:

0	0	0
---	---	---

Income Category:

	Owner	Renter	Total	Person
Extremely Low	0	0	0	0
Low Mod	0	0	0	0
Moderate	0	0	0	0
Non Low Moderate	0	0	0	0
Total	0	0	0	0

Percent Low/Mod

Annual Accomplishments

No data returned for this view. This might be because the applied filter excludes all data.

PGM Year: 2019

Project: 0006 - Improvement of Nonprofit Facilities

IDIS Activity: 7378 - FAMILY HLTH CTR-LOGAN HEIGHTS-20

Status: Open
 Location: 823 Gateway Center Way San Diego, CA 92102-4541

Objective: Create suitable living environments
 Outcome: Availability/accessibility
 Matrix Code: Health Facilities (03P)

National Objective: LMC

Activity to prevent, prepare for, and respond to Coronavirus: No

Initial Funding Date: 12/11/2019

Description:

Installs solar panels on the roof and parking lot of the largest clinic in the FHC system of care.

Financing

	Fund Type	Grant Year	Grant	Funded Amount	Drawn In Program Year	Drawn Thru Program Year
CDBG	EN	2019	B19MC060542	\$403,481.38	\$0.00	\$0.00
	PI			\$78,403.62	\$78,403.62	\$78,403.62
Total	Total			\$481,885.00	\$78,403.62	\$78,403.62

Proposed Accomplishments

Public Facilities : 1

Actual Accomplishments

Number assisted:

	Owner		Renter		Total		Person	
	Total	Hispanic	Total	Hispanic	Total	Hispanic	Total	Hispanic
White:	0	0	0	0	0	0	0	0
Black/African American:	0	0	0	0	0	0	0	0
Asian:	0	0	0	0	0	0	0	0
American Indian/Alaskan Native:	0	0	0	0	0	0	0	0
Native Hawaiian/Other Pacific Islander:	0	0	0	0	0	0	0	0
American Indian/Alaskan Native & White:	0	0	0	0	0	0	0	0
Asian White:	0	0	0	0	0	0	0	0
Black/African American & White:	0	0	0	0	0	0	0	0
American Indian/Alaskan Native & Black/African American:	0	0	0	0	0	0	0	0
Other multi-racial:	0	0	0	0	0	0	0	0
Asian/Pacific Islander:	0	0	0	0	0	0	0	0
Hispanic:	0	0	0	0	0	0	0	0
Total:	0	0	0	0	0	0	0	0

Female-headed Households: 0 0 0

Income Category:

	Owner	Renter	Total	Person
Extremely Low	0	0	0	0
Low Mod	0	0	0	0
Moderate	0	0	0	0
Non Low Moderate	0	0	0	0

Asian:	0	0	0	0	0	0	0	0
American Indian/Alaskan Native:	0	0	0	0	0	0	0	0
Native Hawaiian/Other Pacific Islander:	0	0	0	0	0	0	0	0
American Indian/Alaskan Native & White:	0	0	0	0	0	0	0	0
Asian White:	0	0	0	0	0	0	0	0
Black/African American & White:	0	0	0	0	0	0	0	0
American Indian/Alaskan Native & Black/African American:	0	0	0	0	0	0	0	0
Other multi-racial:	0	0	0	0	0	0	0	0
Asian/Pacific Islander:	0	0	0	0	0	0	0	0
Hispanic:	0	0	0	0	0	0	0	0
Total:	0	0	0	0	0	0	0	0

Female-headed Households: 0 0 0

Income Category:

	Owner	Renter	Total	Person
Extremely Low	0	0	0	0
Low Mod	0	0	0	0
Moderate	0	0	0	0
Non Low Moderate	0	0	0	0
Total	0	0	0	0

Percent Low/Mod

Annual Accomplishments

No data returned for this view. This might be because the applied filter excludes all data.

PGM Year:	2019
Project:	0006 - Improvement of Nonprofit Facilities
IDIS Activity:	7380 - NEIGHBORHOOD HOUSE-41ST ST-20

Status: Completed 8/12/2021 12:00:00 AM Objective: Create suitable living environments
 Location: 841 S 41st St San Diego, CA 92113-1801 Outcome: Availability/accessibility
 Matrix Code: Youth Centers (03D) National Objective: LMC

Activity to prevent, prepare for, and respond to Coronavirus: No

Initial Funding Date: 12/11/2019

Description:

Funds substantial improvement in building insulation through roof replacement, and enhances HVAC capability.

Financing

	Fund Type	Grant Year	Grant	Funded Amount	Drawn In Program Year	Drawn Thru Program Year
CDBG	EN	2019	B19MC060542	\$121,950.15	\$121,950.15	\$121,950.15
	PI			\$111,000.00	\$111,000.00	\$111,000.00

Total	Total			\$232,950.15	\$232,950.15	\$232,950.15
--------------	--------------	--	--	---------------------	---------------------	---------------------

Proposed Accomplishments

Public Facilities : 1

Actual Accomplishments

Number assisted:

	Owner		Renter		Total		Person	
	Total	Hispanic	Total	Hispanic	Total	Hispanic	Total	Hispanic
White:	0	0	0	0	0	0	21	17
Black/African American:	0	0	0	0	0	0	1	0
Asian:	0	0	0	0	0	0	0	0
American Indian/Alaskan Native:	0	0	0	0	0	0	0	0
Native Hawaiian/Other Pacific Islander:	0	0	0	0	0	0	0	0
American Indian/Alaskan Native & White:	0	0	0	0	0	0	0	0
Asian White:	0	0	0	0	0	0	0	0
Black/African American & White:	0	0	0	0	0	0	0	0
American Indian/Alaskan Native & Black/African American:	0	0	0	0	0	0	0	0
Other multi-racial:	0	0	0	0	0	0	0	0
Asian/Pacific Islander:	0	0	0	0	0	0	0	0
Hispanic:	0	0	0	0	0	0	0	0
Total:	0	0	0	0	0	0	22	17
Female-headed Households:	0		0		0			

Income Category:

	Owner	Renter	Total	Person
Extremely Low	0	0	0	8
Low Mod	0	0	0	5
Moderate	0	0	0	4
Non Low Moderate	0	0	0	5
Total	0	0	0	22
Percent Low/Mod				77.3%

Annual Accomplishments

Years	Accomplishment Narrative	# Benefitting
2019	For the first 6 months of Fiscal Year 2020, the project is still pending and awaiting to start construction. Agency scheduled date to open Bid Responses. A post-bid survey was sent to NHA's list of contractors to inquire. Received responses to the post-bid survey from a few contractors.	

Asian:	0	0	0	0	0	0	0	0
American Indian/Alaskan Native:	0	0	0	0	0	0	0	0
Native Hawaiian/Other Pacific Islander:	0	0	0	0	0	0	0	0
American Indian/Alaskan Native & White:	0	0	0	0	0	0	0	0
Asian White:	0	0	0	0	0	0	0	0
Black/African American & White:	0	0	0	0	0	0	0	0
American Indian/Alaskan Native & Black/African American:	0	0	0	0	0	0	0	0
Other multi-racial:	0	0	0	0	0	0	0	0
Asian/Pacific Islander:	0	0	0	0	0	0	0	0
Hispanic:	0	0	0	0	0	0	0	0
Total:	0	0	0	0	0	0	0	0

Female-headed Households: 0 0 0

Income Category:

	Owner	Renter	Total	Person
Extremely Low	0	0	0	0
Low Mod	0	0	0	0
Moderate	0	0	0	0
Non Low Moderate	0	0	0	0
Total	0	0	0	0

Percent Low/Mod

Annual Accomplishments

Years	Accomplishment Narrative	# Benefiting
2019	For the first 6 months of Fiscal Year 2020, project is still pending construction. Agency is scheduled date to open Bid Responses. A post-bid survey was sent to NHA's list of contractors to inquire, and received responses to the post-bid survey from a few contractors.	

PGM Year:	2019
Project:	0006 - Improvement of Nonprofit Facilities
IDIS Activity:	7382 - SD LGBT-SUNBURST YOUTH HOUSING-20

Status:	Open	Objective:	Create suitable living environments
Location:	3909 Centre St San Diego, CA 92103-3410	Outcome:	Availability/accessibility
		Matrix Code:	Homeless Facilities (not operating)
		National Objective:	LMC

Activity to prevent, prepare for, and respond to Coronavirus: No

Initial Funding Date: 12/11/2019

Description:

Funds critical improvements to the Sunburst Youth Housing Program.

Supports the Center's efforts to rescue street-homeless youth and connect them with the educational, vocational, behavioral health, and life-skills supports necessary to become fully participating members of adult society when they graduate from the program.

Financing

	Fund Type	Grant Year	Grant	Funded Amount	Drawn In Program Year	Drawn Thru Program Year
CDBG	EN	2019	B19MC060542	\$163,337.00	\$0.00	\$0.00
Total	Total			\$163,337.00	\$0.00	\$0.00

Proposed Accomplishments

Public Facilities : 1

Actual Accomplishments

Number assisted:

	Owner		Renter		Total		Person	
	Total	Hispanic	Total	Hispanic	Total	Hispanic	Total	Hispanic
White:	0	0	0	0	0	0		0
Black/African American:	0	0	0	0	0	0	0	0
Asian:	0	0	0	0	0	0	0	0
American Indian/Alaskan Native:	0	0	0	0	0	0	0	0
Native Hawaiian/Other Pacific Islander:	0	0	0	0	0	0	0	0
American Indian/Alaskan Native & White:	0	0	0	0	0	0	0	0
Asian White:	0	0	0	0	0	0	0	0
Black/African American & White:	0	0	0	0	0	0	0	0
American Indian/Alaskan Native & Black/African American:	0	0	0	0	0	0	0	0
Other multi-racial:	0	0	0	0	0	0	0	0
Asian/Pacific Islander:	0	0	0	0	0	0	0	0
Hispanic:	0	0	0	0	0	0	0	0
Total:	0	0	0	0	0	0	0	0

Female-headed Households:

0	0	0
---	---	---

Income Catearv:

	Owner	Renter	Total	Person
Extremely Low	0	0	0	0
Low Mod	0	0	0	0
Moderate	0	0	0	0
Non Low Moderate	0	0	0	0
Total	0	0	0	0

Percent Low/Mod

Annual Accomplishments

Years	Accomplishment Narrative	# Benefitting
-------	--------------------------	---------------

Asian/Pacific Islander:	0	0	0	0	0	0	0	0
Hispanic:	0	0	0	0	0	0	0	0
Total:	0	0	0	0	0	0	404	50

Female-headed Households: 0 0 0

Income Category:

	Owner	Renter	Total	Person
Extremely Low	0	0	0	398
Low Mod	0	0	0	3
Moderate	0	0	0	0
Non Low Moderate	0	0	0	3
Total	0	0	0	404
Percent Low/Mod				99.3%

Annual Accomplishments

Years	Accomplishment Narrative	# Benefitting
2019	For fiscal year 2020 year end, minor construction is ongoing. The system has been successfully installed and organization is currently undergoing training with vendor for the web interface and wrapping up some smaller punch list items such as bracing and insulation. Overwhelmingly positive response to the new system which provides climate control within one-tenth of a degree. Organization has installed a new make-up air unit, two new 50 ton chillers, 28 new fan coil units, a new digital control module and thermostats throughout the building. In an unprecedented pandemic, the improved air circulation and temperature controls are greatly appreciated by the staff and seniors.	
2020	For Fiscal year 2021 closeout, construction is completed and 404 clients have improved access to facility. Organization replaced all primary heating and cooling generators and air-handling equipment at the PACE Reasner Center with new, high-efficiency replacements, as well as convert the pneumatic control system with a digital model. The PACE Reasner Center houses Subrecipients Program of All-Inclusive Care for the Elderly (PACE), which is a health plan for low-income seniors. Services provided include: primary medical care; hearing, dental, and vision care; physical and occupational therapy; social work; day care; nutritious meals; and more. Approximately 390 seniors are enrolled in PACE with a turnover rate of about 100 seniors annually. We have received reports (verbal) that the staff are very happy with the new system (they have endured poor/unreliable climate control for several years), as well as are the participants. For this project, we served 404 low-income seniors.	

PGM Year:	2019
Project:	0002 - Workforce Development and Job Readiness
IDIS Activity:	7384 - HOME START-WORKFORCE DEV-20

Status:	Completed 12/3/2020 12:00:00 AM	Objective:	Create suitable living environments
Location:	5005 Texas St Ste 203 Suite 203 San Diego, CA 92108-3723	Outcome:	Availability/accessibility
		Matrix Code:	Employment Training (05H)
		National Objective:	LMC

Activity to prevent, prepare for, and respond to Coronavirus: No

Initial Funding Date: 12/11/2019

Description:

The Home Start Workforce Development Program will provide LMI transitional age youth and young adults with access to employment training, experience, and job placement, so that they may become self-sufficient and acquire the necessary skills needed to obtain and maintain employment in the mainstream workforce.

Financing

	Fund Type	Grant Year	Grant	Funded Amount	Drawn In Program Year	Drawn Thru Program Year
CDBG	PI			\$41,422.33	\$3,391.24	\$41,422.33
Total	Total			\$41,422.33	\$3,391.24	\$41,422.33

Proposed Accomplishments

People (General) : 36

Actual Accomplishments

Number assisted:

	Owner		Renter		Total		Person	
	Total	Hispanic	Total	Hispanic	Total	Hispanic	Total	Hispanic
White:	0	0	0	0	0	0	22	18
Black/African American:	0	0	0	0	0	0	4	0
Asian:	0	0	0	0	0	0	2	0
American Indian/Alaskan Native:	0	0	0	0	0	0	1	0
Native Hawaiian/Other Pacific Islander:	0	0	0	0	0	0	0	0
American Indian/Alaskan Native & White:	0	0	0	0	0	0	0	0
Asian White:	0	0	0	0	0	0	0	0
Black/African American & White:	0	0	0	0	0	0	0	0
American Indian/Alaskan Native & Black/African American:	0	0	0	0	0	0	0	0
Other multi-racial:	0	0	0	0	0	0	4	0
Asian/Pacific Islander:	0	0	0	0	0	0	0	0
Hispanic:	0	0	0	0	0	0	0	0
Total:	0	0	0	0	0	0	33	18

Female-headed Households: 0 0 0

Income Category:

	Owner	Renter	Total	Person
Extremely Low	0	0	0	33
Low Mod	0	0	0	0
Moderate	0	0	0	0
Non Low Moderate	0	0	0	0
Total	0	0	0	33
Percent Low/Mod				100.0%

Other multi-racial:	0	0	0	0	0	0	4	0
Asian/Pacific Islander:	0	0	0	0	0	0	0	0
Hispanic:	0	0	0	0	0	0	0	0
Total:	0	0	0	0	0	0	47	10

Female-headed Households: 0 0 0

Income Category:

	Owner	Renter	Total	Person
Extremely Low	0	0	0	2
Low Mod	0	0	0	21
Moderate	0	0	0	22
Non Low Moderate	0	0	0	4
Total	0	0	0	49
Percent Low/Mod				91.8%

Annual Accomplishments

Years	Accomplishment Narrative	# Benefitting
2019	For the first 6 months of Fiscal Year 2020, 21 clients have been assisted. Project will continue in FY 2021.	
2020	For Fiscal Year 2021 closeout, 45 clients were assisted and a total of 66 were assisted in the project. Logan Heights CDC conducted 11 virtual workshops that included topics such as intellectual property, setting financial goals, product services and market research. We were able to utilize the expertise of community partners such as SBDC, Accion, CDC Small Business and Others to provide vital information and resources to our participants of cohort 1 and cohort 2.	

Logan Heights CDC received PPP fund, no commingling of PPP and CDBG funds occurred for expenses that were claimed for CDBG reimbursement.

PGM Year:	2019
Project:	0005 - Economic Development
IDIS Activity:	7386 - SOMALI BANTU-WE DREAM-20

Status:	Open	Objective:	Create economic opportunities
Location:	4265 Fairmount Ave Ste 210 210 San Diego, CA 92105-1266	Outcome:	Availability/accessibility
		Matrix Code:	Micro-Enterprise Assistance (18C)
		National Objective:	LMCMC

Activity to prevent, prepare for, and respond to Coronavirus: No

Initial Funding Date: 12/11/2019

Description:

The Women Entrepreneurs: Developing Refugee Economic Advancement through Microenterprise (WE DREAM) Program will assist refugees, with a focus on women, in becoming financially independent by helping them start their own child care microenterprise.

The program will provide women with the instruction, training, and supportive services needed to pass state requirements for a license, enabling them to offer in-home daycare.

Financing

	Fund Type	Grant Year	Grant	Funded Amount	Drawn In Program Year	Drawn Thru Program Year
CDBG	EN	2019	B19MC060542	\$25,602.02	\$0.00	\$0.00
	PI			\$24,397.98	\$4,397.98	\$24,397.98
Total	Total			\$50,000.00	\$4,397.98	\$24,397.98

Proposed Accomplishments

Businesses : 20

Actual Accomplishments

Number assisted:

	Owner		Renter		Total		Person	
	Total	Hispanic	Total	Hispanic	Total	Hispanic	Total	Hispanic
White:	0	0	0	0	0	0		0
Black/African American:	0	0	0	0	0	0	26	0
Asian:	0	0	0	0	0	0	0	0
American Indian/Alaskan Native:	0	0	0	0	0	0	0	0
Native Hawaiian/Other Pacific Islander:	0	0	0	0	0	0	0	0
American Indian/Alaskan Native & White:	0	0	0	0	0	0	0	0
Asian White:	0	0	0	0	0	0	0	0
Black/African American & White:	0	0	0	0	0	0	0	0
American Indian/Alaskan Native & Black/African American:	0	0	0	0	0	0	0	0
Other multi-racial:	0	0	0	0	0	0	0	0
Asian/Pacific Islander:	0	0	0	0	0	0	0	0
Hispanic:	0	0	0	0	0	0	0	0
Total:	0	0	0	0	0	0	26	0

Female-headed Households:

0	0	0
---	---	---

Income Category:

	Owner	Renter	Total	Person
Extremely Low	0	0	0	0
Low Mod	0	0	0	23
Moderate	0	0	0	3
Non Low Moderate	0	0	0	0
Total	0	0	0	26
Percent Low/Mod				100.0%

Annual Accomplishments

Years	Accomplishment Narrative	# Benefiting
2019	For the first 6 months of Fiscal Year 2020, 26 clients have been assisted.	
PGM Year:	2019	
Project:	0007 - Homelessness - CDBG	

IDIS Activity: 7391 - CITY SD-ED-HOMELESS FAC REHAB-20

Status: Open
 Location: 1200 3rd Ave San Diego, CA 92101-4110

Objective: Create suitable living environments
 Outcome: Availability/accessibility
 Matrix Code: Homeless Facilities (not operating) National Objective: LMC

Activity to prevent, prepare for, and respond to Coronavirus: No

Initial Funding Date: 11/17/2020

Description:

Funding for TBD homeless facility rehab project.

Financing

	Fund Type	Grant Year	Grant	Funded Amount	Drawn In Program Year	Drawn Thru Program Year
CDBG	EN	2019	B19MC060542	\$25,000.00	\$0.00	\$0.00
Total	Total			\$25,000.00	\$0.00	\$0.00

Proposed Accomplishments

Public Facilities : 1

Actual Accomplishments

Number assisted:

	Owner		Renter		Total		Person	
	Total	Hispanic	Total	Hispanic	Total	Hispanic	Total	Hispanic
White:	0	0	0	0	0	0		0
Black/African American:	0	0	0	0	0	0	0	0
Asian:	0	0	0	0	0	0	0	0
American Indian/Alaskan Native:	0	0	0	0	0	0	0	0
Native Hawaiian/Other Pacific Islander:	0	0	0	0	0	0	0	0
American Indian/Alaskan Native & White:	0	0	0	0	0	0	0	0
Asian White:	0	0	0	0	0	0	0	0
Black/African American & White:	0	0	0	0	0	0	0	0
American Indian/Alaskan Native & Black/African American:	0	0	0	0	0	0	0	0
Other multi-racial:	0	0	0	0	0	0	0	0
Asian/Pacific Islander:	0	0	0	0	0	0	0	0
Hispanic:	0	0	0	0	0	0	0	0
Total:	0	0	0	0	0	0	0	0

Female-headed Households:

0 0 0

Income Category:

	Owner	Renter	Total	Person
Extremely Low	0	0	0	0
Low Mod	0	0	0	0
Moderate	0	0	0	0

Asian:	0	0	0	0	0	0	0	0
American Indian/Alaskan Native:	0	0	0	0	0	0	0	0
Native Hawaiian/Other Pacific Islander:	0	0	0	0	0	0	0	0
American Indian/Alaskan Native & White:	0	0	0	0	0	0	0	0
Asian White:	0	0	0	0	0	0	0	0
Black/African American & White:	0	0	0	0	0	0	0	0
American Indian/Alaskan Native & Black/African American:	0	0	0	0	0	0	0	0
Other multi-racial:	0	0	0	0	0	0	0	0
Asian/Pacific Islander:	0	0	0	0	0	0	0	0
Hispanic:	0	0	0	0	0	0	0	0
Total:	0	0	0	0	0	0	0	0

Female-headed Households: 0 0 0

Income Category:

	Owner	Renter	Total	Person
Extremely Low	0	0	0	0
Low Mod	0	0	0	0
Moderate	0	0	0	0
Non Low Moderate	0	0	0	0
Total	0	0	0	0

Percent Low/Mod

Annual Accomplishments

No data returned for this view. This might be because the applied filter excludes all data.

PGM Year:	2019
Project:	0007 - Homelessness - CDBG
IDIS Activity:	7423 - NTC HOMELESSNESS-SVDP-20

Status:	Open	Objective:	Create suitable living environments
Location:	1501 Imperial Ave San Diego, CA 92101-7638	Outcome:	Availability/accessibility
		Matrix Code:	Homeless Facilities (not operating)
		National Objective:	LMC

Activity to prevent, prepare for, and respond to Coronavirus: No

Initial Funding Date: 11/17/2020

Description:

NTC Agreement for St. Vincent de Paul

Financing

	Fund Type	Grant Year	Grant	Funded Amount	Drawn In Program Year	Drawn Thru Program Year
CDBG	EN	2018	B18MC060542	\$287,500.00	\$0.00	\$0.00
Total	Total			\$287,500.00	\$0.00	\$0.00

Proposed Accomplishments

Public Facilities : 1

Actual Accomplishments

Number assisted:

	Owner		Renter		Total		Person	
	Total	Hispanic	Total	Hispanic	Total	Hispanic	Total	Hispanic
White:	0	0	0	0	0	0		0
Black/African American:	0	0	0	0	0	0	0	0
Asian:	0	0	0	0	0	0	0	0
American Indian/Alaskan Native:	0	0	0	0	0	0	0	0
Native Hawaiian/Other Pacific Islander:	0	0	0	0	0	0	0	0
American Indian/Alaskan Native & White:	0	0	0	0	0	0	0	0
Asian White:	0	0	0	0	0	0	0	0
Black/African American & White:	0	0	0	0	0	0	0	0
American Indian/Alaskan Native & Black/African American:	0	0	0	0	0	0	0	0
Other multi-racial:	0	0	0	0	0	0	0	0
Asian/Pacific Islander:	0	0	0	0	0	0	0	0
Hispanic:	0	0	0	0	0	0	0	0
Total:	0	0	0	0	0	0	0	0
Female-headed Households:	0		0		0			

Income Category:

	Owner	Renter	Total	Person
Extremely Low	0	0	0	0
Low Mod	0	0	0	0
Moderate	0	0	0	0
Non Low Moderate	0	0	0	0
Total	0	0	0	0
Percent Low/Mod				

Annual Accomplishments

No data returned for this view. This might be because the applied filter excludes all data.

PGM Year:	2019
Project:	0008 - Public Infrastructure Improvements
IDIS Activity:	7425 - CITY SD-CITY HEIGHTS POOL CIP-20

Status: Open Objective: Create suitable living environments

Location: 1200 3rd Ave San Diego, CA 92101-4110

Outcome: Availability/accessibility
 Matrix Code: Parks, Recreational Facilities (03F)

National Objective: LMC

Activity to prevent, prepare for, and respond to Coronavirus: No

Initial Funding Date: 11/17/2020

Description:

City Heights Pool improvements

Financing

	Fund Type	Grant Year	Grant	Funded Amount	Drawn In Program Year	Drawn Thru Program Year
CDBG	EN	2019	B19MC060542	\$1,254,277.33	\$592,820.17	\$592,820.17
	PI			\$706,582.98	\$706,582.98	\$706,582.98
Total	Total			\$1,960,860.31	\$1,299,403.15	\$1,299,403.15

Proposed Accomplishments

Public Facilities : 1

Actual Accomplishments

Number assisted:

	Owner		Renter		Total		Person	
	Total	Hispanic	Total	Hispanic	Total	Hispanic	Total	Hispanic
White:	0	0	0	0	0	0		0
Black/African American:	0	0	0	0	0	0	0	0
Asian:	0	0	0	0	0	0	0	0
American Indian/Alaskan Native:	0	0	0	0	0	0	0	0
Native Hawaiian/Other Pacific Islander:	0	0	0	0	0	0	0	0
American Indian/Alaskan Native & White:	0	0	0	0	0	0	0	0
Asian White:	0	0	0	0	0	0	0	0
Black/African American & White:	0	0	0	0	0	0	0	0
American Indian/Alaskan Native & Black/African American:	0	0	0	0	0	0	0	0
Other multi-racial:	0	0	0	0	0	0	0	0
Asian/Pacific Islander:	0	0	0	0	0	0	0	0
Hispanic:	0	0	0	0	0	0	0	0
Total:	0	0	0	0	0	0	0	0

Female-headed Households:

0 0 0

Income Category:

	Owner	Renter	Total	Person
Extremely Low	0	0	0	0
Low Mod	0	0	0	0
Moderate	0	0	0	0
Non Low Moderate	0	0	0	0
Total	0	0	0	0

Percent Low/Mod

Annual Accomplishments

No data returned for this view. This might be because the applied filter excludes all data.

PGM Year:	2020
Project:	0002 - Unobligated CDBG
IDIS Activity:	7456 - UNOBLIGATED CDBG-21

Status:	Open	Objective:	
Location:	,	Outcome:	
		Matrix Code:	Planning (20)
		National Objective:	

Activity to prevent, prepare for, and respond to Coronavirus: No
Initial Funding Date: 06/23/2021

Description:

To be used for FY22 Affordable Housing NOFA
 IDIS ID SPONSOR PROGRAM AMOUNT
 7036AA1000003-18 HUD ADMINISTRATION 17.05
 7193ER1000003-19 NEW AMERICANS MUSEUM 18,629.35
 7194ES1000003-19 ARC OF SD-NORTH SHORES 74,936.00

Financing

	Fund Type	Grant Year	Grant	Funded Amount	Drawn In Program Year	Drawn Thru Program Year
CDBG	EN	2018	B18MC060542	\$587,286.97	\$0.00	\$0.00
		2019	B19MC060542	\$335,220.55	\$0.00	\$0.00
		2020	B20MC060542	\$5,039,979.68	\$0.00	\$0.00
Total	Total			\$5,962,487.20	\$0.00	\$0.00

Proposed Accomplishments

Actual Accomplishments

Number assisted:	Owner		Renter		Total		Person	
	Total	Hispanic	Total	Hispanic	Total	Hispanic	Total	Hispanic
White:					0	0		
Black/African American:					0	0		
Asian:					0	0		
American Indian/Alaskan Native:					0	0		
Native Hawaiian/Other Pacific Islander:					0	0		
American Indian/Alaskan Native & White:					0	0		
Asian White:					0	0		
Black/African American & White:					0	0		
American Indian/Alaskan Native & Black/African American:					0	0		
Other multi-racial:					0	0		

Asian/Pacific Islander: 0 0
 Hispanic: 0 0
Total: 0 0 0 0 0 0 0 0

Female-headed Households: 0

Income Category:

	Owner	Renter	Total	Person
Extremely Low			0	
Low Mod			0	
Moderate			0	
Non Low Moderate			0	
Total	0	0	0	0
Percent Low/Mod				

Annual Accomplishments

No data returned for this view. This might be because the applied filter excludes all data.

PGM Year: 2020
Project: 0005 - PUBLIC INFRASTRUCTURE IMPROVEMENTS
IDIS Activity: 7466 - CITY CIP-SIDEWALK PROJECTS-21

Status: Open Objective: Create suitable living environments
 Location: 1200 3rd Ave San Diego, CA 92101-4110 Outcome: Availability/accessibility
 Matrix Code: Sidewalks (03L) National Objective: LMA

Activity to prevent, prepare for, and respond to Coronavirus: No
Initial Funding Date: 11/18/2020

Description:

Financing

	Fund Type	Grant Year	Grant	Funded Amount	Drawn In Program Year	Drawn Thru Program Year
CDBG	EN	2019	B19MC060542	\$16,550.01	\$0.00	\$0.00
	PI			\$314,449.99	\$314,449.99	\$314,449.99
Total	Total			\$331,000.00	\$314,449.99	\$314,449.99

Proposed Accomplishments

Public Facilities : 1
 Total Population in Service Area: 102,685

Census Tract Percent Low / Mod: 70.89

Annual Accomplishments

Years	Accomplishment Narrative	# Benefitting
2020	For fiscal year 2021 closeout, 84 sidewalk repairs have been completed. The improvements include: 44th St., Felton St., Logan Ave and South 31st St., two improvements on Wilson Ave., four improvements on El Cajon Blvd., Imperial Ave., Chamoune Ave., Irving Ave., 43rd on Myrtle, Drew View Lane, Harding Ave., South 37th St., University Ave. and Alabama St., Deep Dell Rd., 22nd St. on Island Ave., National Ave., Acacia St., Kelton Rd., Voltair St., Ocean View Blvd., 43rd St. and Wightman St., two improvements on 1st Ave., three improvements on Market St., 19th St., Elder Ave., Altadena Ave., Alpha St., two improvements on Hal St., 5th Ave., Utica Dr., two improvements on B St., three improvements on Adams Ave., two improvements on Cargill Ave., two improvements on Abbott St., Ridge View Dr., 14th St. and Broadway, Edgemont St., three improvements on 30th St., Stanly Ave and 63rd St., 20th St., Sunswept St., Jacumba St., Cardiff St., three improvements on Costa Verde Blvd., South 47th St., Cable St. and Newport Ave., two improvements on Voltaire St., Dorman Dr., Saxson St., four improvements on 5th Ave., Pearl St., and Fay St., Polk Ave. and Georgia., Howard and Georgia, Billow Dr., Chalmers St. and State St., Alamo Dr., Sunset cliffs Blvd., West Ivy St., Quimby St.	

PGM Year:	2020
Project:	0005 - PUBLIC INFRASTRUCTURE IMPROVEMENTS
IDIS Activity:	7467 - CITY CIP-ISLAND AVE MIN PK-21
Status:	Open
Location:	1200 3rd Ave San Diego, CA 92101-4110
Objective:	Create suitable living environments
Outcome:	Availability/accessibility
Matrix Code:	Parks, Recreational Facilities (03F)
National Objective:	LMA

Activity to prevent, prepare for, and respond to Coronavirus: No

Initial Funding Date: 02/22/2021

Description:

Financing

	Fund Type	Grant Year	Grant	Funded Amount	Drawn In Program Year	Drawn Thru Program Year
CDBG	EN	Pre-2015		\$14,280.89	\$0.00	\$0.00
		2014	B14MC060542		\$14,280.89	\$14,280.89
		2020	B20MC060542	\$702,418.95	\$25,256.84	\$25,256.84
	PI			\$83,300.16	\$83,300.16	\$83,300.16
Total	Total			\$800,000.00	\$122,837.89	\$122,837.89

Proposed Accomplishments

Public Facilities : 1

Total Population in Service Area: 4,670

Census Tract Percent Low / Mod: 72.70

Annual Accomplishments

No data returned for this view. This might be because the applied filter excludes all data.

PGM Year: 2020
Project: 0001 - Workforce Development
IDIS Activity: 7469 - GRID ALT-SOLAR INSTALL TRAINING-21

Status: Open Objective: Create suitable living environments
 Location: 930 Gateway Center Way San Diego, CA 92102-4542 Outcome: Availability/accessibility
 Matrix Code: Employment Training (05H) National Objective: LMC

Activity to prevent, prepare for, and respond to Coronavirus: No

Initial Funding Date: 06/01/2021

Description:
 The Solar Installation Training Program will provide employment training services and job search support in the solar industry to LMI residents of the City of San Diego. There will be two cohorts, with each cohort receiving 240 hours of paid training spread over 10 weeks.

Financing

	Fund Type	Grant Year	Grant	Funded Amount	Drawn In Program Year	Drawn Thru Program Year
CDBG	EN	2019	B19MC060542	\$50,100.00	\$0.00	\$0.00
Total	Total			\$50,100.00	\$0.00	\$0.00

Proposed Accomplishments

People (General) : 8

Actual Accomplishments

Number assisted:	Owner		Renter		Total		Person	
	Total	Hispanic	Total	Hispanic	Total	Hispanic	Total	Hispanic
White:	0	0	0	0	0	0	0	0
Black/African American:	0	0	0	0	0	0	0	0
Asian:	0	0	0	0	0	0	0	0
American Indian/Alaskan Native:	0	0	0	0	0	0	0	0
Native Hawaiian/Other Pacific Islander:	0	0	0	0	0	0	0	0
American Indian/Alaskan Native & White:	0	0	0	0	0	0	0	0
Asian White:	0	0	0	0	0	0	0	0
Black/African American & White:	0	0	0	0	0	0	0	0
American Indian/Alaskan Native & Black/African American:	0	0	0	0	0	0	0	0
Other multi-racial:	0	0	0	0	0	0	0	0
Asian/Pacific Islander:	0	0	0	0	0	0	0	0
Hispanic:	0	0	0	0	0	0	0	0
Total:	0	0	0	0	0	0	0	0
Female-headed Households:	0		0		0			

Income Catearv:

American Indian/Alaskan Native:	0	0	0	0	0	0	0	0
Native Hawaiian/Other Pacific Islander:	0	0	0	0	0	0	0	0
American Indian/Alaskan Native & White:	0	0	0	0	0	0	0	0
Asian White:	0	0	0	0	0	0	0	0
Black/African American & White:	0	0	0	0	0	0	0	0
American Indian/Alaskan Native & Black/African American:	0	0	0	0	0	0	0	0
Other multi-racial:	0	0	0	0	0	0	2	2
Asian/Pacific Islander:	0	0	0	0	0	0	0	0
Hispanic:	0	0	0	0	0	0	0	0
Total:	0	0	0	0	0	0	4	2

Female-headed Households: 0 0 0

Income Category:

	Owner	Renter	Total	Person
Extremely Low	0	0	0	2
Low Mod	0	0	0	2
Moderate	0	0	0	0
Non Low Moderate	0	0	0	0
Total	0	0	0	4
Percent Low/Mod				100.0%

Annual Accomplishments

Years	Accomplishment Narrative	# Benefitting
-------	--------------------------	---------------

2020	For the first quarter of the FY 21 activity, 4 clients have been assisted.	
------	--	--

PGM Year: 2020

Project: 0001 - Workforce Development

IDIS Activity: 7471 - KITCHENS FOR GOOD-PROJECT LAUNCH-21

Status: Completed 9/15/2021 12:00:00 AM

Objective: Create suitable living environments

Location: 2799 Health Center Dr San Diego, CA 92123-2708

Outcome: Availability/accessibility

Matrix Code: Employment Training (05H)

National Objective: LMC

Activity to prevent, prepare for, and respond to Coronavirus: No

Initial Funding Date: 02/22/2021

Description:

Financing

	Fund Type	Grant Year	Grant	Funded Amount	Drawn In Program Year	Drawn Thru Program Year
CDBG	EN	2020	B20MC060542	\$40,483.00	\$30,387.67	\$30,387.67
	PI			\$119,517.00	\$119,517.00	\$119,517.00

Total	Total			\$160,000.00	\$149,904.67	\$149,904.67
--------------	--------------	--	--	---------------------	---------------------	---------------------

Proposed Accomplishments

People (General) : 102

Actual Accomplishments

Number assisted:

	Owner		Renter		Total		Person	
	Total	Hispanic	Total	Hispanic	Total	Hispanic	Total	Hispanic
White:	0	0	0	0	0	0	13	6
Black/African American:	0	0	0	0	0	0	6	0
Asian:	0	0	0	0	0	0	2	0
American Indian/Alaskan Native:	0	0	0	0	0	0	5	2
Native Hawaiian/Other Pacific Islander:	0	0	0	0	0	0	1	0
American Indian/Alaskan Native & White:	0	0	0	0	0	0	0	0
Asian White:	0	0	0	0	0	0	1	0
Black/African American & White:	0	0	0	0	0	0	0	0
American Indian/Alaskan Native & Black/African American:	0	0	0	0	0	0	0	0
Other multi-racial:	0	0	0	0	0	0	13	11
Asian/Pacific Islander:	0	0	0	0	0	0	0	0
Hispanic:	0	0	0	0	0	0	0	0
Total:	0	0	0	0	0	0	41	19

Female-headed Households: 0 0 0

Income Category:

	Owner	Renter	Total	Person
Extremely Low	0	0	0	38
Low Mod	0	0	0	2
Moderate	0	0	0	1
Non Low Moderate	0	0	0	0
Total	0	0	0	41
Percent Low/Mod				100.0%

Annual Accomplishments

Years	Accomplishment Narrative	# Benefitting
--------------	---------------------------------	----------------------

Black/African American:	0	0	0	0	0	0	56	5
Asian:	0	0	0	0	0	0	5	1
American Indian/Alaskan Native:	0	0	0	0	0	0	10	10
Native Hawaiian/Other Pacific Islander:	0	0	0	0	0	0	4	0
American Indian/Alaskan Native & White:	0	0	0	0	0	0	0	0
Asian White:	0	0	0	0	0	0	0	0
Black/African American & White:	0	0	0	0	0	0	1	1
American Indian/Alaskan Native & Black/African American:	0	0	0	0	0	0	1	0
Other multi-racial:	0	0	0	0	0	0	2	1
Asian/Pacific Islander:	0	0	0	0	0	0	0	0
Hispanic:	0	0	0	0	0	0	0	0
Total:	0	0	0	0	0	0	120	57

Female-headed Households: 0 0 0

Income Category:

	Owner	Renter	Total	Person
Extremely Low	0	0	0	101
Low Mod	0	0	0	16
Moderate	0	0	0	3
Non Low Moderate	0	0	0	0
Total	0	0	0	120
Percent Low/Mod				100.0%

Annual Accomplishments

Years	Accomplishment Narrative	# Benefitting
2020	For the first 6 months of fiscal year 2021, 120 clients have been assisted.	

PGM Year:	2020
Project:	0009 - COMMUNITY AND PUBLIC SERVICES
IDIS Activity:	7473 - FAMILY HLTH CTR-SAFE POINT SD-21

Status: Open Objective: Create suitable living environments
 Location: 823 Gateway Center Way San Diego, CA 92102-4541 Outcome: Availability/accessibility
 Matrix Code: Substance Abuse Services (05F) National Objective: LMC

Activity to prevent, prepare for, and respond to Coronavirus: No

Initial Funding Date: 06/01/2021

Description:

The Safe Point San Diego (SPSD) project is a clean syringe exchange program (CSEP), which will provide direct, one-for-one syringe exchange, harm reduction kits, case management, educational materials, and naloxone kits to persons who inject drugs (PWID) to prevent the spread of diseases via reuse of contaminated syringes.

Financing

	Fund Type	Grant Year	Grant	Funded Amount	Drawn In Program Year	Drawn Thru Program Year
CDBG	EN	2020	B20MC060542	\$109,358.71	\$20,225.58	\$20,225.58
	PI			\$5,641.29	\$5,641.29	\$5,641.29
Total	Total			\$115,000.00	\$25,866.87	\$25,866.87

Proposed Accomplishments

People (General) : 1,773

Actual Accomplishments

Number assisted:

	Owner		Renter		Total		Person	
	Total	Hispanic	Total	Hispanic	Total	Hispanic	Total	Hispanic
White:	0	0	0	0	0	0		0
Black/African American:	0	0	0	0	0	0	0	0
Asian:	0	0	0	0	0	0	0	0
American Indian/Alaskan Native:	0	0	0	0	0	0	0	0
Native Hawaiian/Other Pacific Islander:	0	0	0	0	0	0	0	0
American Indian/Alaskan Native & White:	0	0	0	0	0	0	0	0
Asian White:	0	0	0	0	0	0	0	0
Black/African American & White:	0	0	0	0	0	0	0	0
American Indian/Alaskan Native & Black/African American:	0	0	0	0	0	0	0	0
Other multi-racial:	0	0	0	0	0	0	0	0
Asian/Pacific Islander:	0	0	0	0	0	0	0	0
Hispanic:	0	0	0	0	0	0	0	0
Total:	0	0	0	0	0	0	0	0

Female-headed Households:

0	0	0
---	---	---

Income Category:

	Owner	Renter	Total	Person
Extremely Low	0	0	0	0
Low Mod	0	0	0	0
Moderate	0	0	0	0
Non Low Moderate	0	0	0	0
Total	0	0	0	0

Percent Low/Mod

Annual Accomplishments

No data returned for this view. This might be because the applied filter excludes all data.

PGM Year: 2020
Project: 0009 - COMMUNITY AND PUBLIC SERVICES
IDIS Activity: 7474 - MAMAS KITCHEN-MEAL SERVICE-21

Status: Completed 9/15/2021 12:00:00 AM Objective: Create suitable living environments
 Location: 3960 Home Ave San Diego, CA 92105-5925 Outcome: Availability/accessibility
 Matrix Code: Health Services (05M) National Objective: LMC

Activity to prevent, prepare for, and respond to Coronavirus: No

Initial Funding Date: 02/22/2021

Description:

Financing

	Fund Type	Grant Year	Grant	Funded Amount	Drawn In Program Year	Drawn Thru Program Year
CDBG	EN	2020	B20MC060542	\$31,763.17	\$27,640.00	\$27,640.00
	PI			\$33,236.83	\$33,236.83	\$33,236.83
Total	Total			\$65,000.00	\$60,876.83	\$60,876.83

Proposed Accomplishments

People (General) : 450

Actual Accomplishments

Number assisted:

	Owner		Renter		Total		Person	
	Total	Hispanic	Total	Hispanic	Total	Hispanic	Total	Hispanic
White:	0	0	0	0	0	0	304	69
Black/African American:	0	0	0	0	0	0	85	1
Asian:	0	0	0	0	0	0	23	0
American Indian/Alaskan Native:	0	0	0	0	0	0	0	0
Native Hawaiian/Other Pacific Islander:	0	0	0	0	0	0	4	0
American Indian/Alaskan Native & White:	0	0	0	0	0	0	1	1
Asian White:	0	0	0	0	0	0	1	0
Black/African American & White:	0	0	0	0	0	0	2	0
American Indian/Alaskan Native & Black/African American:	0	0	0	0	0	0	0	0
Other multi-racial:	0	0	0	0	0	0	30	22
Asian/Pacific Islander:	0	0	0	0	0	0	0	0
Hispanic:	0	0	0	0	0	0	0	0
Total:	0	0	0	0	0	0	450	93

Female-headed Households: 0 0 0

Income Category:

Owner Renter Total Person

Extremely Low	0	0	0	365
Low Mod	0	0	0	64
Moderate	0	0	0	21
Non Low Moderate	0	0	0	0
Total	0	0	0	450
Percent Low/Mod				100.0%

Annual Accomplishments

Years	Accomplishment Narrative	# Benefitting
--------------	---------------------------------	----------------------

2020 For the first quarter of Fiscal Year 2021, 332 clients have been assisted. For fiscal year 2021 closeout, 450 clients were assisted. In FY 2021, CDBG funds were used to purchase nutritious food and containers for the home-delivered meal program for low and moderate income San Diegans with critical illnesses. Mama's Kitchen Home-Delivered Meal Service removes barriers that our clients face in accessing nutritious food that they need to avoid malnutrition, increase medication adherence, lower health care costs and improve the quality of their lives.

During the implementation period:

A total of 450 San Diego residents were provided medically tailored meals

92.78% of survey-responding clients reported that the food they receive meets their nutritional needs

83.9% of survey-responding clients reported that while receiving Mama's Kitchen meals they have eaten more nutrition food that prior to receiving meals

94.9% of survey-responding clients responded that their general health has maintained or improved while receiving Mama's Kitchen meals

The meals made a huge difference to immune compromised individuals during the COVID-19 pandemic. One client wrote "The meal delivers have made a huge positive impact on my nutrition through the pandemic as I continue to be severely immunocompromised due to two decades of cancer treatments, and am home bound. I appreciate the help Mama's Kitchen provides and hope that some day I'll be healthy and pandemic will be in the past so I can volunteer and help your wonderful organization"

PGM Year:	2020
Project:	0009 - COMMUNITY AND PUBLIC SERVICES
IDIS Activity:	7475 - OCEANS DISCOVERY-EM COMM THROUGH SCIENCE-21

Status:	Completed 8/3/2021 12:00:00 AM	Objective:	Create suitable living environments
Location:	4255 Thorn St San Diego, CA 92105-4122	Outcome:	Availability/accessibility
		Matrix Code:	Youth Services (05D) National Objective: LMC

Activity to prevent, prepare for, and respond to Coronavirus: No

Initial Funding Date: 02/22/2021

Description:

Financing

	Fund Type	Grant Year	Grant	Funded Amount	Drawn In Program Year	Drawn Thru Program Year
--	-----------	------------	-------	---------------	-----------------------	-------------------------

CDBG	EN	2020 B20MC060542	\$7,328.27	\$7,328.27	\$7,328.27
	PI		\$42,671.73	\$42,671.73	\$42,671.73
Total	Total		\$50,000.00	\$50,000.00	\$50,000.00

Proposed Accomplishments

People (General) : 75

Actual Accomplishments

Number assisted:

	Owner		Renter		Total		Person	
	Total	Hispanic	Total	Hispanic	Total	Hispanic	Total	Hispanic
White:	0	0	0	0	0	0	38	36
Black/African American:	0	0	0	0	0	0	8	3
Asian:	0	0	0	0	0	0	8	3
American Indian/Alaskan Native:	0	0	0	0	0	0	2	2
Native Hawaiian/Other Pacific Islander:	0	0	0	0	0	0	2	0
American Indian/Alaskan Native & White:	0	0	0	0	0	0	0	0
Asian White:	0	0	0	0	0	0	0	0
Black/African American & White:	0	0	0	0	0	0	1	0
American Indian/Alaskan Native & Black/African American:	0	0	0	0	0	0	3	3
Other multi-racial:	0	0	0	0	0	0	69	66
Asian/Pacific Islander:	0	0	0	0	0	0	0	0
Hispanic:	0	0	0	0	0	0	0	0
Total:	0	0	0	0	0	0	131	113

Female-headed Households: 0 0 0

Income Catearv:

	Owner	Renter	Total	Person
Extremely Low	0	0	0	88
Low Mod	0	0	0	29
Moderate	0	0	0	12
Non Low Moderate	0	0	0	2
Total	0	0	0	131
Percent Low/Mod				98.5%

Annual Accomplishments

Years	Accomplishment Narrative	# Benefitting
-------	--------------------------	---------------

2020 For the first quarter of Fiscal Year 2021, 22 clients have been assisted. For fiscal year 2021 closeout, a total of 131 clients were assisted. A total of

PGM Year: 2020

Project: 0009 - COMMUNITY AND PUBLIC SERVICES

IDIS Activity: 7476 - SD LGBT COMM CTR-HEALTH SERVICES PROG-21

Status: Open

Objective: Create suitable living environments

Location: 3909 Centre St San Diego, CA 92103-3410

Outcome: Availability/accessibility

Matrix Code: Health Services (05M)

National Objective: LMC

Activity to prevent, prepare for, and respond to Coronavirus: No

Initial Funding Date: 06/01/2021

Description:

The Behavioral Health Services Program will provide behavioral health counseling sessions to individuals of the LGBT community affected by HIV, domestic violence and/or substance use disorder.

Financing

	Fund Type	Grant Year	Grant	Funded Amount	Drawn In Program Year	Drawn Thru Program Year
CDBG	EN	2019	B19MC060542	\$150,000.00	\$19,621.24	\$19,621.24
Total	Total			\$150,000.00	\$19,621.24	\$19,621.24

Proposed Accomplishments

People (General) : 135

Actual Accomplishments

Number assisted:

	Owner		Renter		Total		Person	
	Total	Hispanic	Total	Hispanic	Total	Hispanic	Total	Hispanic
White:	0	0	0	0	0	0		0
Black/African American:	0	0	0	0	0	0	0	0
Asian:	0	0	0	0	0	0	0	0
American Indian/Alaskan Native:	0	0	0	0	0	0	0	0
Native Hawaiian/Other Pacific Islander:	0	0	0	0	0	0	0	0
American Indian/Alaskan Native & White:	0	0	0	0	0	0	0	0
Asian White:	0	0	0	0	0	0	0	0
Black/African American & White:	0	0	0	0	0	0	0	0
American Indian/Alaskan Native & Black/African American:	0	0	0	0	0	0	0	0
Other multi-racial:	0	0	0	0	0	0	0	0
Asian/Pacific Islander:	0	0	0	0	0	0	0	0
Hispanic:	0	0	0	0	0	0	0	0
Total:	0	0	0	0	0	0	0	0

Female-headed Households:

0 0 0

Income Category:

	Owner	Renter	Total	Person
Extremely Low	0	0	0	0
Low Mod	0	0	0	0
Moderate	0	0	0	0
Non Low Moderate	0	0	0	0

Asian:	0	0	0	0	0	0	0	0
American Indian/Alaskan Native:	0	0	0	0	0	0	0	0
Native Hawaiian/Other Pacific Islander:	0	0	0	0	0	0	0	0
American Indian/Alaskan Native & White:	0	0	0	0	0	0	0	0
Asian White:	0	0	0	0	0	0	0	0
Black/African American & White:	0	0	0	0	0	0	0	0
American Indian/Alaskan Native & Black/African American:	0	0	0	0	0	0	0	0
Other multi-racial:	0	0	0	0	0	0	0	0
Asian/Pacific Islander:	0	0	0	0	0	0	0	0
Hispanic:	0	0	0	0	0	0	0	0
Total:	0	0	0	0	0	0	0	0

Female-headed Households: 0 0 0

Income Category:

	Owner	Renter	Total	Person
Extremely Low	0	0	0	0
Low Mod	0	0	0	0
Moderate	0	0	0	0
Non Low Moderate	0	0	0	0
Total	0	0	0	0

Percent Low/Mod

Annual Accomplishments

No data returned for this view. This might be because the applied filter excludes all data.

PGM Year:	2020
Project:	0004 - ECONOMIC DEVELOPMENT
IDIS Activity:	7479 - ACCION SD-MICROLENDING PROGRAM-21

Status:	Completed 8/3/2021 12:00:00 AM	Objective:	Create economic opportunities
Location:	404 Euclid Ave Ste 271 Suite 271 San Diego, CA 92114-2222	Outcome:	Availability/accessibility
		Matrix Code:	Micro-Enterprise Assistance (18C)
		National Objective:	LMCMC

Activity to prevent, prepare for, and respond to Coronavirus: No

Initial Funding Date: 02/22/2021

Description:

Financing

	Fund Type	Grant Year	Grant	Funded Amount	Drawn In Program Year	Drawn Thru Program Year
CDBG	EN	2019	B19MC060542	\$73,900.30	\$54,500.56	\$54,500.56
	PI			\$113,567.70	\$113,567.70	\$113,567.70
Total	Total			\$187,468.00	\$168,068.26	\$168,068.26

Proposed Accomplishments

Businesses : 50

Actual Accomplishments

Number assisted:

	Owner		Renter		Total		Person	
	Total	Hispanic	Total	Hispanic	Total	Hispanic	Total	Hispanic
White:	0	0	0	0	0	0	31	9
Black/African American:	0	0	0	0	0	0	6	1
Asian:	0	0	0	0	0	0	5	0
American Indian/Alaskan Native:	0	0	0	0	0	0	0	0
Native Hawaiian/Other Pacific Islander:	0	0	0	0	0	0	0	0
American Indian/Alaskan Native & White:	0	0	0	0	0	0	0	0
Asian White:	0	0	0	0	0	0	0	0
Black/African American & White:	0	0	0	0	0	0	0	0
American Indian/Alaskan Native & Black/African American:	0	0	0	0	0	0	0	0
Other multi-racial:	0	0	0	0	0	0	9	7
Asian/Pacific Islander:	0	0	0	0	0	0	0	0
Hispanic:	0	0	0	0	0	0	0	0
Total:	0	0	0	0	0	0	51	17

Female-headed Households:

0 0 0

Income Catearv:

	Owner	Renter	Total	Person
Extremely Low	0	0	0	28
Low Mod	0	0	0	13
Moderate	0	0	0	10
Non Low Moderate	0	0	0	0
Total	0	0	0	51
Percent Low/Mod				100.0%

Annual Accomplishments

Years	Accomplishment Narrative	# Benefitting
-------	--------------------------	---------------

2020	For Fiscal Year 2021 closeout report, 51 businesses have been assisted. In FY 2021 (July 2020 to June 2021), Accessity (formerly Accion San	
------	---	--

PGM Year: 2020

Project: 0004 - ECONOMIC DEVELOPMENT

IDIS Activity: 7480 - CHCDC-MICROENTERPRISE SUCCESS PROJECT-21

Status: Open

Objective: Create economic opportunities

Location: 4001 El Cajon Blvd San Diego, CA 92105-1110

Outcome: Availability/accessibility

Matrix Code: Micro-Enterprise Assistance (18C)

National Objective: LMCMC

Activity to prevent, prepare for, and respond to Coronavirus: No

Initial Funding Date: 02/22/2021

Description:

Financing

	Fund Type	Grant Year	Grant	Funded Amount	Drawn In Program Year	Drawn Thru Program Year
CDBG	EN	2020	B20MC060542	\$74,244.46	\$26,439.52	\$26,439.52
	PI			\$52,137.54	\$52,137.54	\$52,137.54
Total	Total			\$126,382.00	\$78,577.06	\$78,577.06

Proposed Accomplishments

Businesses : 24

Actual Accomplishments

Number assisted:

	Owner		Renter		Total		Person	
	Total	Hispanic	Total	Hispanic	Total	Hispanic	Total	Hispanic
White:	0	0	0	0	0	0	5	2
Black/African American:	0	0	0	0	0	0	3	1
Asian:	0	0	0	0	0	0	11	0
American Indian/Alaskan Native:	0	0	0	0	0	0	0	0
Native Hawaiian/Other Pacific Islander:	0	0	0	0	0	0	0	0
American Indian/Alaskan Native & White:	0	0	0	0	0	0	0	0
Asian White:	0	0	0	0	0	0	0	0
Black/African American & White:	0	0	0	0	0	0	0	0
American Indian/Alaskan Native & Black/African American:	0	0	0	0	0	0	0	0
Other multi-racial:	0	0	0	0	0	0	6	6
Asian/Pacific Islander:	0	0	0	0	0	0	0	0
Hispanic:	0	0	0	0	0	0	0	0
Total:	0	0	0	0	0	0	25	9

Female-headed Households: 0 0 0

Income Category:

	Owner	Renter	Total	Person
Extremely Low	0	0	0	11
Low Mod	0	0	0	8
Moderate	0	0	0	6
Non Low Moderate	0	0	0	0
Total	0	0	0	25
Percent Low/Mod				100.0%

Annual Accomplishments

Years	Accomplishment Narrative	# Benefitting
2020	For fiscal year 2021 closeout report, 24 businesses were assisted but 25 business clients were assisted. Conducted outreach to local businesses and community partners. Outreach was done through emails and phone calls to inform potential businesses about the Micro Enterprise Success program. Outreach was also completed by meeting individual business owners and explaining to them the process of how they can benefit by receiving free technical assistance for new business startup and business expansion. One-on-one meeting was made to some businesses during this period and which social distancing was being maintained along with the usage of mask. While doing outreach, we also conducted relief and recovery efforts to distribute resources to keep our businesses afloat during this time.	

PGM Year:	2020
Project:	0004 - ECONOMIC DEVELOPMENT
IDIS Activity:	7481 - HORN OF AFRICA-SD MICROENTERPRISE-21
Status:	Open
Location:	5296 University Ave Ste F Suite F San Diego, CA 92105-2269
Objective:	Create economic opportunities
Outcome:	Availability/accessibility
Matrix Code:	Micro-Enterprise Assistance (18C)
National Objective:	LMCMC

Activity to prevent, prepare for, and respond to Coronavirus: No

Initial Funding Date: 04/15/2021

Description:

The San Diego Microenterprise Program will assist LMI immigrant and refugee individuals with limited job skills in the City Heights area with preparation and completion of a State of California approved training and certification process for licensed daycare providers and also provide guidance to successfully establish a viable daycare business.

Financing

	Fund Type	Grant Year	Grant	Funded Amount	Drawn In Program Year	Drawn Thru Program Year
CDBG	EN	2020	B20MC060542	\$101,594.85	\$67,501.06	\$67,501.06
	PI			\$101,363.15	\$101,363.15	\$101,363.15
Total	Total			\$202,958.00	\$168,864.21	\$168,864.21

Proposed Accomplishments

Businesses : 30

Actual Accomplishments

Number assisted:

	Owner		Renter		Total		Person	
	Total	Hispanic	Total	Hispanic	Total	Hispanic	Total	Hispanic
White:	0	0	0	0	0	0	6	0
Black/African American:	0	0	0	0	0	0	55	0
Asian:	0	0	0	0	0	0	0	0
American Indian/Alaskan Native:	0	0	0	0	0	0	0	0
Native Hawaiian/Other Pacific Islander:	0	0	0	0	0	0	0	0
American Indian/Alaskan Native & White:	0	0	0	0	0	0	0	0
Asian White:	0	0	0	0	0	0	0	0
Black/African American & White:	0	0	0	0	0	0	0	0
American Indian/Alaskan Native & Black/African American:	0	0	0	0	0	0	0	0
Other multi-racial:	0	0	0	0	0	0	0	0
Asian/Pacific Islander:	0	0	0	0	0	0	0	0
Hispanic:	0	0	0	0	0	0	0	0
Total:	0	0	0	0	0	0	61	0

Female-headed Households: 0 0 0

Income Category:

	Owner	Renter	Total	Person
Extremely Low	0	0	0	52
Low Mod	0	0	0	9
Moderate	0	0	0	0
Non Low Moderate	0	0	0	0
Total	0	0	0	61
Percent Low/Mod				100.0%

Annual Accomplishments

Years **Accomplishment Narrative** **# Benefitting**

Asian:	0	0	0	0	0	0	0	0
American Indian/Alaskan Native:	0	0	0	0	0	0	0	0
Native Hawaiian/Other Pacific Islander:	0	0	0	0	0	0	0	0
American Indian/Alaskan Native & White:	0	0	0	0	0	0	0	0
Asian White:	0	0	0	0	0	0	0	0
Black/African American & White:	0	0	0	0	0	0	0	0
American Indian/Alaskan Native & Black/African American:	0	0	0	0	0	0	0	0
Other multi-racial:	0	0	0	0	0	0	0	0
Asian/Pacific Islander:	0	0	0	0	0	0	0	0
Hispanic:	0	0	0	0	0	0	0	0
Total:	0	0	0	0	0	0	0	0

Female-headed Households: 0 0 0

Income Category:

	Owner	Renter	Total	Person
Extremely Low	0	0	0	0
Low Mod	0	0	0	0
Moderate	0	0	0	0
Non Low Moderate	0	0	0	0
Total	0	0	0	0

Percent Low/Mod

Annual Accomplishments

No data returned for this view. This might be because the applied filter excludes all data.

PGM Year:	2020
Project:	0004 - ECONOMIC DEVELOPMENT
IDIS Activity:	7483 - KAREN ORG-REFUGEE MICROENTERPRISE SUPPORT-21

Status: Completed 9/17/2021 12:00:00 AM Objective: Create economic opportunities
 Location: 5354 University Ave Suite 1 San Diego, CA 92105-2204 Outcome: Availability/accessibility
 Matrix Code: Micro-Enterprise Assistance (18C) National Objective: LMCMC

Activity to prevent, prepare for, and respond to Coronavirus: No

Initial Funding Date: 02/22/2021

Description:

Financing

	Fund Type	Grant Year	Grant	Funded Amount	Drawn In Program Year	Drawn Thru Program Year
CDBG	EN	2020	B20MC060542	\$20,032.69	\$14,482.68	\$14,482.68
	PI			\$29,967.31	\$29,967.31	\$29,967.31

Total	Total			\$50,000.00	\$44,449.99	\$44,449.99
--------------	--------------	--	--	--------------------	--------------------	--------------------

Proposed Accomplishments

Businesses : 6

Actual Accomplishments

Number assisted:

	Owner		Renter		Total		Person	
	Total	Hispanic	Total	Hispanic	Total	Hispanic	Total	Hispanic
White:	0	0	0	0	0	0		0
Black/African American:	0	0	0	0	0	0	0	0
Asian:	0	0	0	0	0	0	9	0
American Indian/Alaskan Native:	0	0	0	0	0	0	0	0
Native Hawaiian/Other Pacific Islander:	0	0	0	0	0	0	0	0
American Indian/Alaskan Native & White:	0	0	0	0	0	0	0	0
Asian White:	0	0	0	0	0	0	0	0
Black/African American & White:	0	0	0	0	0	0	0	0
American Indian/Alaskan Native & Black/African American:	0	0	0	0	0	0	0	0
Other multi-racial:	0	0	0	0	0	0	0	0
Asian/Pacific Islander:	0	0	0	0	0	0	0	0
Hispanic:	0	0	0	0	0	0	0	0
Total:	0	0	0	0	0	0	9	0

Female-headed Households: 0 0 0

Income Category:

	Owner	Renter	Total	Person
Extremely Low	0	0	0	6
Low Mod	0	0	0	3
Moderate	0	0	0	0
Non Low Moderate	0	0	0	0
Total	0	0	0	9
Percent Low/Mod				100.0%

Annual Accomplishments

Years	Accomplishment Narrative	# Benefiting
--------------	---------------------------------	---------------------

2020

For fiscal year 2021 closeout, 9 business clients were assisted and 4 businesses were assisted. The main CDBG-paid activities include: (1) individual business counseling for new and expanded businesses owned by refugees/ former refugees from Burma, (2) pre-microenterprise and micro-enterprise workshops, and (3) microenterprise resource center. Due to the COVID-19 pandemic, KOSD needed to make several changes in the ways to deliver the project activities and target numbers for these project components. Since March 2020, KOSD has not been able to provide the same face-to-face support to its clients. Over the past 10 years, KOSD's direct services were delivered only by face-to-face individual or group meetings because the majority of refugees from Burma in San Diego have both extremely limited English language proficiency and computer literacy. Even so, KOSD was able to establish its Community Helpline with 6 different phone numbers right after the KOSD office was closed in March 2020, and KOSD continued to offer individual business counseling and micro-enterprise workshops using phone calls, video calls, and zoom.

Even with this difficult situation, KOSD was able to serve 4 unduplicated small business owners through individual technical assistance. Originally, KOSD was planning to serve 6 business owners. However, two of them were not residents of the City of San Diego and was not able to receive CDBG-paid services. Also, 9 City of San Diego residents were able to receive individual business counseling and 19 residents attended KOSD's pre-microenterprise and microenterprise workshops offered virtually. Some of the main technical assistance services KOSD business counselors provided were: PPP loan forgiveness applications, State of California's Small Business Relief Grant applications and follow-ups, Sales tax return assistance, and navigation through the California and San Diego County's business reopening plan and COVID safety protocol. All 4 small business owners received at least one financial relief grants with the technical assistance provided by the KOSD's business counselors and were able to keep their businesses even with some decreased business revenues. Using donated (and some purchased using non-CDBG funds) PPE items, KOSD provided more than 50 care boxes to the CDBG program participants and helped their businesses to keep running while making sure

PGM Year:	2020		
Project:	0004 - ECONOMIC DEVELOPMENT		
IDIS Activity:	7484 - LHCD-C-MICROENTERPRISE TRAINING AND DEV-21		

Status:	Open	Objective:	Create economic opportunities	
Location:	3040 Imperial Ave San Diego, CA 92102-4128	Outcome:	Availability/accessibility	
		Matrix Code:	Micro-Enterprise Assistance (18C)	National Objective: LMCMC

Activity to prevent, prepare for, and respond to Coronavirus: No
Initial Funding Date: 06/01/2021

Description:
 The MicroEnterprise Training and Development project will provide training, technical assistance, and market opportunities to LMI residents of Greater Logan Heights, who are interested in starting their own business.

Financing

	Fund Type	Grant Year	Grant	Funded Amount	Drawn In Program Year	Drawn Thru Program Year
CDBG	EN	2019	B19MC060542	\$82,000.00	\$0.00	\$0.00
Total	Total			\$82,000.00	\$0.00	\$0.00

Proposed Accomplishments
 Businesses : 25

Actual Accomplishments

Number assisted:	Owner		Renter		Total		Person	
	Total	Hispanic	Total	Hispanic	Total	Hispanic	Total	Hispanic

White:	0	0	0	0	0	0	0	0
Black/African American:	0	0	0	0	0	0	0	0
Asian:	0	0	0	0	0	0	0	0
American Indian/Alaskan Native:	0	0	0	0	0	0	0	0
Native Hawaiian/Other Pacific Islander:	0	0	0	0	0	0	0	0
American Indian/Alaskan Native & White:	0	0	0	0	0	0	0	0
Asian White:	0	0	0	0	0	0	0	0
Black/African American & White:	0	0	0	0	0	0	0	0
American Indian/Alaskan Native & Black/African American:	0	0	0	0	0	0	0	0
Other multi-racial:	0	0	0	0	0	0	0	0
Asian/Pacific Islander:	0	0	0	0	0	0	0	0
Hispanic:	0	0	0	0	0	0	0	0
Total:	0	0	0	0	0	0	0	0

Female-headed Households: 0 0 0

Income Cateaorv:

	Owner	Renter	Total	Person
Extremely Low	0	0	0	0
Low Mod	0	0	0	0
Moderate	0	0	0	0
Non Low Moderate	0	0	0	0
Total	0	0	0	0

Percent Low/Mod

Annual Accomplishments

No data returned for this view. This might be because the applied filter excludes all data.

PGM Year:	2020
Project:	0004 - ECONOMIC DEVELOPMENT
IDIS Activity:	7485 - MISSION EDGE-CITY SAIL-21

Status:	Open	Objective:	Create economic opportunities
Location:	2820 Roosevelt Rd Ste 105 San Diego, CA 92106-6146	Outcome:	Availability/accessibility
		Matrix Code:	Micro-Enterprise Assistance (18C)
		National Objective:	LMCMC

Activity to prevent, prepare for, and respond to Coronavirus: No

Initial Funding Date: 04/15/2021

Description:

The City SAIL project will utilize technical assistance, mentorship sessions, and module workshops to assist LMI individuals within the City of San Diego to establish or expand their microenterprise.

Financing

	Fund Type	Grant Year	Grant	Funded Amount	Drawn In Program Year	Drawn Thru Program Year
CDBG	EN	2020	B20MC060542	\$91,078.62	\$72,517.72	\$72,517.72
	PI			\$111,031.07	\$111,031.07	\$111,031.07
Total	Total			\$202,109.69	\$183,548.79	\$183,548.79

Proposed Accomplishments

Businesses : 20

Actual Accomplishments

Number assisted:

	Owner		Renter		Total		Person	
	Total	Hispanic	Total	Hispanic	Total	Hispanic	Total	Hispanic
White:	0	0	0	0	0	0	15	3
Black/African American:	0	0	0	0	0	0	4	0
Asian:	0	0	0	0	0	0	2	0
American Indian/Alaskan Native:	0	0	0	0	0	0	0	0
Native Hawaiian/Other Pacific Islander:	0	0	0	0	0	0	0	0
American Indian/Alaskan Native & White:	0	0	0	0	0	0	0	0
Asian White:	0	0	0	0	0	0	0	0
Black/African American & White:	0	0	0	0	0	0	0	0
American Indian/Alaskan Native & Black/African American:	0	0	0	0	0	0	0	0
Other multi-racial:	0	0	0	0	0	0	0	0
Asian/Pacific Islander:	0	0	0	0	0	0	0	0
Hispanic:	0	0	0	0	0	0	0	0
Total:	0	0	0	0	0	0	21	3

Female-headed Households:

0	0	0
---	---	---

Income Catearv:

	Owner	Renter	Total	Person
Extremely Low	0	0	0	8
Low Mod	0	0	0	12
Moderate	0	0	0	1
Non Low Moderate	0	0	0	0
Total	0	0	0	21
Percent Low/Mod				100.0%

Annual Accomplishments

American Indian/Alaskan Native & White:	0	0	0	0	0	0	0	0
Asian White:	0	0	0	0	0	0	0	0
Black/African American & White:	0	0	0	0	0	0	0	0
American Indian/Alaskan Native & Black/African American:	0	0	0	0	0	0	0	0
Other multi-racial:	0	0	0	0	0	0	0	0
Asian/Pacific Islander:	0	0	0	0	0	0	0	0
Hispanic:	0	0	0	0	0	0	0	0
Total:	0	0	0	0	0	0	0	0

Female-headed Households: 0 0 0

Income Cateaarv:

	Owner	Renter	Total	Person
Extremely Low	0	0	0	0
Low Mod	0	0	0	0
Moderate	0	0	0	0
Non Low Moderate	0	0	0	0
Total	0	0	0	0
Percent Low/Mod				

Annual Accomplishments

No data returned for this view. This might be because the applied filter excludes all data.

PGM Year:	2020
Project:	0004 - ECONOMIC DEVELOPMENT
IDIS Activity:	7487 - SOMALI FAMILY SD-MICROENTERPRISE PROGRAM-21

Status: Open Objective: Create economic opportunities
 Location: 5348 University Ave Ste 203 San Diego, CA 92105-8025 Outcome: Availability/accessibility
 Matrix Code: Micro-Enterprise Assistance (18C) National Objective: LMCMC

Activity to prevent, prepare for, and respond to Coronavirus: No

Initial Funding Date: 04/15/2021

Description:

The SFS Microenterprise Program aims to create economic opportunity by providing training and technical assistance to eligible LMI East African refugees and immigrants in City Heights to establish or expand microenterprise businesses in the City of San Diego.

Financing

	Fund Type	Grant Year	Grant	Funded Amount	Drawn In Program Year	Drawn Thru Program Year
CDRC	EN	2020	B20MC060542	\$163,527.17	\$30,923.76	\$30,923.76

CDBG	PI			\$30,195.83	\$30,195.83	\$30,195.83
Total	Total			\$193,723.00	\$61,119.59	\$61,119.59

Proposed Accomplishments

Businesses : 30

Actual Accomplishments

Number assisted:	Owner		Renter		Total		Person	
	Total	Hispanic	Total	Hispanic	Total	Hispanic	Total	Hispanic
White:	0	0	0	0	0	0		0
Black/African American:	0	0	0	0	0	0	0	0
Asian:	0	0	0	0	0	0	0	0
American Indian/Alaskan Native:	0	0	0	0	0	0	0	0
Native Hawaiian/Other Pacific Islander:	0	0	0	0	0	0	0	0
American Indian/Alaskan Native & White:	0	0	0	0	0	0	0	0
Asian White:	0	0	0	0	0	0	0	0
Black/African American & White:	0	0	0	0	0	0	0	0
American Indian/Alaskan Native & Black/African American:	0	0	0	0	0	0	0	0
Other multi-racial:	0	0	0	0	0	0	0	0
Asian/Pacific Islander:	0	0	0	0	0	0	0	0
Hispanic:	0	0	0	0	0	0	0	0
Total:	0	0	0	0	0	0	0	0
Female-headed Households:	0		0		0			

Income Category:

	Owner	Renter	Total	Person
Extremely Low	0	0	0	0
Low Mod	0	0	0	0
Moderate	0	0	0	0
Non Low Moderate	0	0	0	0
Total	0	0	0	0
Percent Low/Mod				

Annual Accomplishments

No data returned for this view. This might be because the applied filter excludes all data.

PGM Year:	2020
Project:	0006 - AFFORDABLE HOUSING AND RESIDENTIAL REHABILITATION
IDIS Activity:	7488 - CHICANO FED-HAW 1-21

Status:	Open	Objective:	Provide decent affordable housing
Location:	3051 Hawthorn St San Diego, CA 92104-5534	Outcome:	Affordability
		Matrix Code:	Rehab; Multi-Unit Residential (14B)
		National Objective:	LMH

Activity to prevent, prepare for, and respond to Coronavirus: No

Initial Funding Date: 04/15/2021

Description:

The Haw 1 Rehabilitation project will renovate an aging two-story structure that was built in 1960 with 13 living units for families.

ADA living unit accessibility upgrades will be made, such as installing entrance ramps; installing grab bars around commodes and showers; making sure that the top of toilet seat meets the required height from the floor; installing a drain line under lavatory sink either wrapped or insulated; making space for wheelchair maneuverability; and making sure that there is ADA access from the street.

Health and safety improvements will also be made, such as installing exterior access stairs; replacing windows with new hardware; roof replacement with associated rigid insulation; wood

Financing

	Fund Type	Grant Year	Grant	Funded Amount	Drawn In Program Year	Drawn Thru Program Year
CDBG	EN	2020	B20MC060542	\$272,309.00	\$1,378.00	\$1,378.00
	PI			\$1,391.00	\$1,391.00	\$1,391.00
Total	Total			\$273,700.00	\$2,769.00	\$2,769.00

Proposed Accomplishments

Housing Units : 13

Actual Accomplishments

Number assisted:

	Owner		Renter		Total		Person	
	Total	Hispanic	Total	Hispanic	Total	Hispanic	Total	Hispanic
White:	0	0	0	0	0	0		0
Black/African American:	0	0	0	0	0	0	0	0
Asian:	0	0	0	0	0	0	0	0
American Indian/Alaskan Native:	0	0	0	0	0	0	0	0
Native Hawaiian/Other Pacific Islander:	0	0	0	0	0	0	0	0
American Indian/Alaskan Native & White:	0	0	0	0	0	0	0	0
Asian White:	0	0	0	0	0	0	0	0
Black/African American & White:	0	0	0	0	0	0	0	0
American Indian/Alaskan Native & Black/African American:	0	0	0	0	0	0	0	0
Other multi-racial:	0	0	0	0	0	0	0	0
Asian/Pacific Islander:	0	0	0	0	0	0	0	0
Hispanic:	0	0	0	0	0	0	0	0
Total:	0	0	0	0	0	0	0	0

Female-headed Households:

0 0 0

Income Category:

	Owner	Renter	Total	Person
Extremely Low	0	0	0	0
Low Mod	0	0	0	0
Moderate	0	0	0	0

Asian:	0	0	0	0	0	0	0	0
American Indian/Alaskan Native:	0	0	0	0	0	0	0	0
Native Hawaiian/Other Pacific Islander:	0	0	0	0	0	0	0	0
American Indian/Alaskan Native & White:	0	0	0	0	0	0	0	0
Asian White:	0	0	0	0	0	0	0	0
Black/African American & White:	0	0	0	0	0	0	0	0
American Indian/Alaskan Native & Black/African American:	0	0	0	0	0	0	0	0
Other multi-racial:	0	0	0	0	0	0	0	0
Asian/Pacific Islander:	0	0	0	0	0	0	0	0
Hispanic:	0	0	0	0	0	0	0	0
Total:	0	0	0	0	0	0	0	0

Female-headed Households: 0 0 0

Income Category:

	Owner	Renter	Total	Person
Extremely Low	0	0	0	0
Low Mod	0	0	0	0
Moderate	0	0	0	0
Non Low Moderate	0	0	0	0
Total	0	0	0	0

Percent Low/Mod

Annual Accomplishments

No data returned for this view. This might be because the applied filter excludes all data.

PGM Year:	2020
Project:	0007 - NONPROFIT FACILITY IMPROVEMENTS
IDIS Activity:	7492 - Jcni-Chollas Creek South Ped Connector-21

Status:	Open	Objective:	Create suitable living environments
Location:	404 Euclid Ave San Diego, CA 92114-2221	Outcome:	Availability/accessibility
		Matrix Code:	Neighborhood Facilities (03E) National Objective: LMA

Activity to prevent, prepare for, and respond to Coronavirus: No

Initial Funding Date: 06/01/2021

Description:

The Chollas Creek South Pedestrian Connector project will replace 3,230 square feet of deteriorating asphalt with new concrete trail along the portion of Chollas Creek, adjacent to the Joe and Vi Jacobs Community Center (JVJC). It will also add 3,650 square feet of new trail on the opposite side of the creek as well as add 360 square feet of concrete and 1,410 square feet of decomposed granite trail that will create access to and from KIPP charter school via a trail alongside the school.

Native Hawaiian/Other Pacific Islander:	0	0	0	0	0	0	0	0
American Indian/Alaskan Native & White:	0	0	0	0	0	0	0	0
Asian White:	0	0	0	0	0	0	0	0
Black/African American & White:	0	0	0	0	0	0	0	0
American Indian/Alaskan Native & Black/African American:	0	0	0	0	0	0	0	0
Other multi-racial:	0	0	0	0	0	0	0	0
Asian/Pacific Islander:	0	0	0	0	0	0	0	0
Hispanic:	0	0	0	0	0	0	0	0
Total:	0	0	0	0	0	0	0	0

Female-headed Households: 0 0 0

Income Catearv:

	Owner	Renter	Total	Person
Extremely Low	0	0	0	0
Low Mod	0	0	0	0
Moderate	0	0	0	0
Non Low Moderate	0	0	0	0
Total	0	0	0	0

Percent Low/Mod

Annual Accomplishments

No data returned for this view. This might be because the applied filter excludes all data.

PGM Year:	2020
Project:	0007 - NONPROFIT FACILITY IMPROVEMENTS
IDIS Activity:	7494 - SD ROCK CHURCH-FREEDOM CENTER-21

Status:	Open	Objective:	Create suitable living environments
Location:	3776 Riley St San Diego, CA 92110-4437	Outcome:	Availability/accessibility
		Matrix Code:	Abused and Neglected Children
		National Objective:	LMC

Activity to prevent, prepare for, and respond to Coronavirus: No

Initial Funding Date: 06/01/2021

Description:

The Rock Church Freedom Center project will turn a rundown 4,000 square foot building, formerly the site of a strip club, into an anti-human trafficking drop-in center and emergency shelter with 13 emergency shelter beds.

The anticipated length of stay will be a maximum of 30 days while long-term living arrangements are determined.

In addition to acting as a shelter, the center will be a 24-hour resource for victims of both labor and sex trafficking.

Trauma-informed staff will help prepare victims for long-term housing solutions by helping obtain pertinent documents like birth certificates and social security cards.

Financing

	Fund Type	Grant Year	Grant	Funded Amount	Drawn In Program Year	Drawn Thru Program Year
--	-----------	------------	-------	---------------	-----------------------	-------------------------

CDBG	EN	2017	B17MC060542	\$754,965.00	\$0.00	\$0.00
Total	Total			\$754,965.00	\$0.00	\$0.00

Proposed Accomplishments

Public Facilities : 1

Actual Accomplishments

Number assisted:	Owner		Renter		Total		Person	
	Total	Hispanic	Total	Hispanic	Total	Hispanic	Total	Hispanic
White:	0	0	0	0	0	0		0
Black/African American:	0	0	0	0	0	0	0	0
Asian:	0	0	0	0	0	0	0	0
American Indian/Alaskan Native:	0	0	0	0	0	0	0	0
Native Hawaiian/Other Pacific Islander:	0	0	0	0	0	0	0	0
American Indian/Alaskan Native & White:	0	0	0	0	0	0	0	0
Asian White:	0	0	0	0	0	0	0	0
Black/African American & White:	0	0	0	0	0	0	0	0
American Indian/Alaskan Native & Black/African American:	0	0	0	0	0	0	0	0
Other multi-racial:	0	0	0	0	0	0	0	0
Asian/Pacific Islander:	0	0	0	0	0	0	0	0
Hispanic:	0	0	0	0	0	0	0	0
Total:	0	0	0	0	0	0	0	0
Female-headed Households:	0		0		0			

Income Catearv:

	Owner	Renter	Total	Person
Extremely Low	0	0	0	0
Low Mod	0	0	0	0
Moderate	0	0	0	0
Non Low Moderate	0	0	0	0
Total	0	0	0	0
Percent Low/Mod				

Annual Accomplishments

No data returned for this view. This might be because the applied filter excludes all data.

PGM Year:	2020
Project:	0008 - HOMELESSNESS
IDIS Activity:	7496 - SD HSG COMM-INTERIM HOUSING-21

Status:	Completed 9/20/2021 12:00:00 AM	Objective:	Create suitable living environments
Location:	1122 Broadway Ste 300 San Diego, CA 92101-5629	Outcome:	Availability/accessibility
		Matrix Code:	Operating Costs of Homeless/AIDS
		National Objective:	LMC

Activity to prevent, prepare for, and respond to Coronavirus: No

Initial Funding Date: 04/08/2021

Description:

Financing

	Fund Type	Grant Year	Grant	Funded Amount	Drawn In Program Year	Drawn Thru Program Year
CDBG	PI			\$267,351.00	\$267,351.00	\$267,351.00
Total	Total			\$267,351.00	\$267,351.00	\$267,351.00

Proposed Accomplishments

People (General) : 1,390

Actual Accomplishments

Number assisted:

	Owner		Renter		Total		Person	
	Total	Hispanic	Total	Hispanic	Total	Hispanic	Total	Hispanic
White:	0	0	0	0	0	0	444	142
Black/African American:	0	0	0	0	0	0	151	10
Asian:	0	0	0	0	0	0	8	1
American Indian/Alaskan Native:	0	0	0	0	0	0	14	2
Native Hawaiian/Other Pacific Islander:	0	0	0	0	0	0	7	1
American Indian/Alaskan Native & White:	0	0	0	0	0	0	12	3
Asian White:	0	0	0	0	0	0	1	0
Black/African American & White:	0	0	0	0	0	0	6	1
American Indian/Alaskan Native & Black/African American:	0	0	0	0	0	0	2	0
Other multi-racial:	0	0	0	0	0	0	5	1
Asian/Pacific Islander:	0	0	0	0	0	0	0	0
Hispanic:	0	0	0	0	0	0	0	0
Total:	0	0	0	0	0	0	650	161
Female-headed Households:	0		0		0			

Income Catearv:

	Owner	Renter	Total	Person
Extremely Low	0	0	0	642
Low Mod	0	0	0	7
Moderate	0	0	0	1
Non Low Moderate	0	0	0	0
Total	0	0	0	650
Percent Low/Mod				100.0%

Annual Accomplishments

Years	Accomplishment Narrative	# Benefitting
-------	--------------------------	---------------

2020	<p>For the first 6 months of Fiscal Year 2021, 310 clients have been assisted. For fiscal year 2021 closeout, 650 clients were assisted. St. Vincent de Paul Village operates the year-round City of San Diego Interim Housing Facility for Homeless Adults. Utilizing the Housing First model, the Program's objective is to provide safe, low-barrier, interim housing, as well as stabilization and supportive services, to prepare individuals for the most appropriate longer term or permanent housing interventions, contributing to the regional goals of ensuring instances of homelessness are rare, brief, and non-recurring. Year-to-date, 138 clients have transitioned to Permanent Housing. A few success stories include:</p> <ul style="list-style-type: none"> - A 74-year-old Japanese female checked into the PMC at the beginning of February 2021. Client reported this being her first time homeless. Client attributed her homelessness to disagreements with her daughter after client moved from Alaska to live with her daughter due to client's health issues. During client's stay in the program her Housing Navigator completed Operation Shelter to Home Assessment, client received transportation to her dialysis appointments, and was able to complete Medi-Cal enrollment. Client successfully left the program early May 2021 reunifying with her son in Las Vegas, Nevada. - A 28-year-old Hispanic male checked into the program early March 2021. This was client's second time being homeless. Client attributed his homelessness to job loss due to the COVID-19 Pandemic. During his stay in the program his Housing Navigator completed Operation Shelter to Home Assessment, was referred to Homeless Court, and received services through FJV Medical Clinic. Client was matched to ICS - PH-RRH - Home Now Rapid Re-Housing (6877) in April 2021. Client successfully left the program with stable employment in June 2021. - A 26-year-old Hispanic male Navy Veteran checked into the program early March 2021. Client reported this being his first time being homeless. Before entering the program, client reported being homeless for four months. Client attributed his homelessness to not being able to stay at his friend's home any longer. During his stay in the program his Housing Navigator completed Operation Shelter to Home Assessment, and provided client with employment leads. Client successfully self-resolved his homelessness early June 2021 after acquiring stable employment. <p>Other information regarding program activities: -Residential administers the COVID-19 Screening Tool. -FJV Clinic schedules COVID-19 testing.</p>	
------	--	--

PGM Year:	2020
Project:	0008 - HOMELESSNESS
IDIS Activity:	7497 - SD HSG COMM-FAMILY SHELTER-21

Status:	Completed 9/20/2021 12:00:00 AM	Objective:	Create suitable living environments
Location:	1122 Broadway Ste 300 San Diego, CA 92101-5629	Outcome:	Availability/accessibility
		Matrix Code:	Operating Costs of Homeless/AIDS
		National Objective:	LMC

Activity to prevent, prepare for, and respond to Coronavirus: No

Initial Funding Date: 04/08/2021

Description:

Financing

	Fund Type	Grant Year	Grant	Funded Amount	Drawn In Program Year	Drawn Thru Program Year
CDBG	PI			\$116,509.00	\$116,509.00	\$116,509.00
Total	Total			\$116,509.00	\$116,509.00	\$116,509.00

Proposed Accomplishments

People (General) : 135

Actual Accomplishments

Number assisted:

	Owner		Renter		Total		Person	
	Total	Hispanic	Total	Hispanic	Total	Hispanic	Total	Hispanic
White:	0	0	0	0	0	0	218	165
Black/African American:	0	0	0	0	0	0	194	13
Asian:	0	0	0	0	0	0	3	0
American Indian/Alaskan Native:	0	0	0	0	0	0	5	1
Native Hawaiian/Other Pacific Islander:	0	0	0	0	0	0	7	1
American Indian/Alaskan Native & White:	0	0	0	0	0	0	4	4
Asian White:	0	0	0	0	0	0	0	0
Black/African American & White:	0	0	0	0	0	0	12	1
American Indian/Alaskan Native & Black/African American:	0	0	0	0	0	0	12	1
Other multi-racial:	0	0	0	0	0	0	15	5
Asian/Pacific Islander:	0	0	0	0	0	0	0	0
Hispanic:	0	0	0	0	0	0	0	0
Total:	0	0	0	0	0	0	470	191
Female-headed Households:	0		0		0			

Income Category:

	Owner	Renter	Total	Person
Extremely Low	0	0	0	456
Low Mod	0	0	0	12
Moderate	0	0	0	2
Non Low Moderate	0	0	0	0
Total	0	0	0	470
Percent Low/Mod				100.0%

Annual Accomplishments

Years	Accomplishment Narrative	# Benefitting
--------------	---------------------------------	----------------------

2020

For the first 6 months of Fiscal Year 2021, 97 clients have been assisted. For Fiscal Year 2021 closeout, 470 clients were assisted. During the time of the COVID-19 pandemic, we have been able to offer the families case management onsite and over the phone as well as referring the families to resources that are open and available for them. We have provided assistance with educational resources, toys and books and have been able to assist their housing navigators in their search for housing. The relationship we've built with School on Wheels ensures that every family onsite that needs help with schooling and tutoring has a free and convenient way to receive that help. We also have Family Health Center onsite weekly to assist clients with medical and other case management needs. We had 39 families exit to permanent housing, served 470 individuals and 139 households year date. An example of one of the clients assisted: A single mother fled a domestic violence situation which forced her into homelessness, desperately needing shelter. She enrolled in Cortez Hill Family Center wanting to better her life for her and her son. Along with housing and income goals, she also wanted to ensure she focused on her mental health to stay strong and move on with her life. Her Case Manager worked closely with her to provide all the assistance needed to get connected to community resources related to mental health, unemployment, legal assistance, and housing. Alpha Project was able to help with the transition into permanent housing and we filled her new house with all the essentials to make it a home. She wrote that she wants to thank each of the people who she met on the way and helped in all her situations. Although there's no way to predict the future, she says she now has the support, she needs to be strong and continue to strive to be the best. She loves her new home and is meeting other women who are helping her keep the faith. She ended her note saying, Infinite graces and God bless you for everything. We are so happy and hopeful for her and her son. Due to COVID we are not having provider's onsite besides Family Health Center. With that said, we have been working to get as many resources as possible for the families remotely. We are working with tutors from School on Wheels, legal aid, No Birthday Left Behind, and Cake4kids. The families continue to work with their case managers who are able to refer them for assistance throughout the county, remotely or in person to make sure all their needs are being met.

PGM Year: 2020
Project: 0008 - HOMELESSNESS
IDIS Activity: 7498 - SD HSG COMM-CONNECTIONS-21

Status: Open Objective: Create suitable living environments
 Location: 1122 Broadway Ste 300 San Diego, CA 92101-5629 Outcome: Availability/accessibility
 Matrix Code: Operating Costs of Homeless/AIDS National Objective: LMC

Activity to prevent, prepare for, and respond to Coronavirus: No

Initial Funding Date: 04/08/2021

Description:

Financing

	Fund Type	Grant Year	Grant	Funded Amount	Drawn In Program Year	Drawn Thru Program Year
CDBG	PI			\$303,575.00	\$303,575.00	\$303,575.00
Total	Total			\$303,575.00	\$303,575.00	\$303,575.00

Proposed Accomplishments

People (General) : 450

Actual Accomplishments

Number assisted: **Owner** **Renter** **Total** **Person**

NUMBER ASSISTED:

	Total	Hispanic	Total	Hispanic	Total	Hispanic	Total	Hispanic
White:	0	0	0	0	0	0	119	33
Black/African American:	0	0	0	0	0	0	44	2
Asian:	0	0	0	0	0	0	3	0
American Indian/Alaskan Native:	0	0	0	0	0	0	4	1
Native Hawaiian/Other Pacific Islander:	0	0	0	0	0	0	5	2
American Indian/Alaskan Native & White:	0	0	0	0	0	0	2	0
Asian White:	0	0	0	0	0	0	0	0
Black/African American & White:	0	0	0	0	0	0	1	0
American Indian/Alaskan Native & Black/African American:	0	0	0	0	0	0	2	0
Other multi-racial:	0	0	0	0	0	0	2	0
Asian/Pacific Islander:	0	0	0	0	0	0	0	0
Hispanic:	0	0	0	0	0	0	0	0
Total:	0	0	0	0	0	0	182	38
Female-headed Households:	0		0		0			

Income Category:

	Owner	Renter	Total	Person
Extremely Low	0	0	0	182
Low Mod	0	0	0	0
Moderate	0	0	0	0
Non Low Moderate	0	0	0	0
Total	0	0	0	182
Percent Low/Mod				100.0%

Annual Accomplishments

Years	Accomplishment Narrative	# Benefitting
2020	For the first 6 months of Fiscal year 2021, 129 clients have been assisted. For fiscal year 2021 closeout, 182 total clients were assisted. PATH Connections Interim Housing aims to provide safe, low-barrier interim housing with stabilization and supportive services to prepare individuals for appropriate permanent and longer-term housing options. All clients enrolled in the program are offered individualized case management focused on securing permanent housing, increasing income / benefits, creating housing sustainability, providing resources and referrals for primary healthcare and mental health services, legal assistance, etc. Our approach is client-centered and is centered around increasing client self-agency. YTD, PATH Connections served a total of 182 unduplicated individuals, with a total of 4 households that moved to transitional housing, and 94 households that successfully moved to permanent housing. YTD, PATH has provided a total of 16,234 bed nights. 94 Households were moved into permanent housing in FY21 and No challenges identified.	

PGM Year: 2020
 Project: 0008 - HOMELESSNESS
 IDIS Activity: 7499 - SD HSG COMM-DAY CENTER-21

Status: Completed 9/20/2021 12:00:00 AM
 Location: 1122 Broadway Ste 300 San Diego, CA 92101-5629

Objective: Create suitable living environments
 Outcome: Availability/accessibility
 Matrix Code: Operating Costs of Homeless/AIDS
 National Objective: LMC

Activity to prevent, prepare for, and respond to Coronavirus: No

Initial Funding Date: 04/08/2021

Description:

Financing

	Fund Type	Grant Year	Grant	Funded Amount	Drawn In Program Year	Drawn Thru Program Year
CDBG	PI			\$526,485.57	\$526,485.57	\$526,485.57
Total	Total			\$526,485.57	\$526,485.57	\$526,485.57

Proposed Accomplishments

People (General) : 2,000

Actual Accomplishments

Number assisted:

	Owner		Renter		Total		Person	
	Total	Hispanic	Total	Hispanic	Total	Hispanic	Total	Hispanic
White:	0	0	0	0	0	0	3,673	1,370
Black/African American:	0	0	0	0	0	0	1,549	83
Asian:	0	0	0	0	0	0	99	7
American Indian/Alaskan Native:	0	0	0	0	0	0	138	42
Native Hawaiian/Other Pacific Islander:	0	0	0	0	0	0	65	15
American Indian/Alaskan Native & White:	0	0	0	0	0	0	47	16
Asian White:	0	0	0	0	0	0	14	2
Black/African American & White:	0	0	0	0	0	0	42	11
American Indian/Alaskan Native & Black/African American:	0	0	0	0	0	0	28	4
Other multi-racial:	0	0	0	0	0	0	62	18
Asian/Pacific Islander:	0	0	0	0	0	0	0	0
Hispanic:	0	0	0	0	0	0	0	0
Total:	0	0	0	0	0	0	5,717	1,568

Female-headed Households: 0 0 0

Income Category:

	Owner	Renter	Total	Person
Extremely Low	0	0	0	5,699
Low Mod	0	0	0	14
Moderate	0	0	0	4
Non Low Moderate	0	0	0	0
Total	0	0	0	5,717

Percent Low/Mod

100.0%

Annual Accomplishments

Years	Accomplishment Narrative	# Benefitting
2020	<p>For the first 6 months of fiscal year 2021, 4531 clients have been assisted. For fiscal year 2021 closeout, 5,717 clients were assisted. The San Diego Day Center for Homeless Adults offers a haven to those who spend the night on the streets. It provides essential humanitarian services, including a safe place to rest during the day, restrooms, laundry, storage, showers, computer lab, phones, fax and mailing addresses. Case management services are also onsite. The main focus of the Day Center is to motivate clients into the Coordinated Entry System while offering basic human dignity services. The Program utilizes a harm reduction model which does not require sobriety, however, neither alcohol or drugs can be used or possessed onsite. The Day Center was contracted to serve 1,000 unduplicated individuals during this six month contract term; however, DC served more than five times that amount, having served 5,717 unduplicated clients during the last six months. An example of a success story includes: Our Case Manager continued his excellent work with 58 clients attending 59 meetings Examples of case management successes this month include: "We received a call from a Hospital Social Worker who told me they had a high functioning mentally disabled gentleman who had been removed from his home by the Police because his father had been physically abusing him. They had called APS and ARC for assistance but only the ARC could offer help but not until Monday morning and it was Thursday so they asked if we could find him shelter for the weekend. She explained to me that he was willing to go into shelter but didn't know how to get him there and without seeing him we couldn't make a determination if he would be eligible so they agreed to bring him early the next morning. Upon arrival and after speaking with the SW and the client I could see he could make it in the shelter the weekend as he had no issues caring for himself and was rather engaging. The SW gave him cab fare and we started the process of getting him into the shelter receiving clearance for PMC when the client suddenly informed me that he didn't want to go to the shelter and would just go home to his abusive father. Upon a quick tour of the PMC he declined saying he would go back to El Cajon and stay with his Aunts who had already informed us he could not go so I sat him down and informed him that no member of his family would agree to him staying with them. As we continued talking the phone rang and it was SDYS saying they had located a hotel room/voucher for him to stay the weekend through another program and that he should wait there another staff member would be on the way to pick him up for transport. So the client and I with help from a security staff member talked him through not staying on the streets, not going back to El Cajon, and staying in the hotel room about a 2 hour process. A few minutes later SDYS staff came helped the client gather his belongings and transported him to the hotel. Additional information regarding program activities include: The Day Center recorded 34,613 instances where clients' basic needs were met through services provided by Day Center staff.</p>	

PGM Year:	2019			
Project:	0006 - Improvement of Nonprofit Facilities			
IDIS Activity:	7502 - NTC-VVSD-20			
Status:	Open	Objective:	Create suitable living environments	
Location:	4141 Pacific Hwy San Diego, CA 92110-2030	Outcome:	Availability/accessibility	
		Matrix Code:	Homeless Facilities (not operating)	National Objective: LMC

Activity to prevent, prepare for, and respond to Coronavirus: No

Initial Funding Date: 11/06/2020

Description:

Veterans Village of San Diego (VVSD) will install a centralized, integrated Fire Alarm System for the campus facilities at 4141 Pacific Highway in the San Diego area. The installation of this fire alarm system will provide safe and suitable living environment for the Veterans accessing transition housing and support services.

Financing

	Fund Type	Grant Year	Grant	Funded Amount	Drawn In Program Year	Drawn Thru Program Year
CDBG	EN	2019	B19MC060542	\$54,304.37	\$0.00	\$0.00
	PI			\$233,195.63	\$233,195.63	\$233,195.63
Total	Total			\$287,500.00	\$233,195.63	\$233,195.63

Proposed Accomplishments

Public Facilities : 1

Actual Accomplishments

Number assisted:

	Owner		Renter		Total		Person	
	Total	Hispanic	Total	Hispanic	Total	Hispanic	Total	Hispanic
White:	0	0	0	0	0	0		0
Black/African American:	0	0	0	0	0	0	0	0
Asian:	0	0	0	0	0	0	0	0
American Indian/Alaskan Native:	0	0	0	0	0	0	0	0
Native Hawaiian/Other Pacific Islander:	0	0	0	0	0	0	0	0
American Indian/Alaskan Native & White:	0	0	0	0	0	0	0	0
Asian White:	0	0	0	0	0	0	0	0
Black/African American & White:	0	0	0	0	0	0	0	0
American Indian/Alaskan Native & Black/African American:	0	0	0	0	0	0	0	0
Other multi-racial:	0	0	0	0	0	0	0	0
Asian/Pacific Islander:	0	0	0	0	0	0	0	0
Hispanic:	0	0	0	0	0	0	0	0
Total:	0	0	0	0	0	0	0	0

Female-headed Households:

0	0	0
---	---	---

Income Catearv:

	Owner	Renter	Total	Person
Extremely Low	0	0	0	0
Low Mod	0	0	0	0
Moderate	0	0	0	0
Non Low Moderate	0	0	0	0
Total	0	0	0	0

Percent Low/Mod

Annual Accomplishments

No data returned for this view. This might be because the applied filter excludes all data.

PGM Year: 2019

Project: 0006 - Improvement of Nonprofit Facilities

IDIS Activity: 7503 - NTC-SDYS-20

Status: Open
 Location: 3255 Wing St Ste 550 Suite 550 San Diego, CA 92110-4641

Objective: Create suitable living environments
 Outcome: Availability/accessibility
 Matrix Code: Homeless Facilities (not operating) National Objective: LMC

Activity to prevent, prepare for, and respond to Coronavirus: No

Initial Funding Date: 11/06/2020

Description:

The San Diego Youth Services (SDYS) "Take Wing" building is a five (5) building apartment complex comprising of 32 units that provide transitional housing to low-moderate income individuals, specifically formerly homeless young mothers, young families, and at-risk youth who have aged out of the Foster Care system in San Diego. The five (5) building apartment complex will have the roof replaced and repaired in preparation for the installation of Solar panels. With the Roof replacement and Solar panels installed at the facility, San Diego Youth Services will be able to offer supportive services/activities that focus on ending homelessness, promoting mental health and addiction recovery, prevent delinquency and school failure, child abuse and neglect of individuals in the San Diego area.

Financing

	Fund Type	Grant Year	Grant	Funded Amount	Drawn In Program Year	Drawn Thru Program Year
CDBG	EN	2019	B19MC060542	\$220,439.56	\$79,006.99	\$79,006.99
	PI			\$67,060.44	\$67,060.44	\$67,060.44
Total	Total			\$287,500.00	\$146,067.43	\$146,067.43

Proposed Accomplishments

Public Facilities : 1

Actual Accomplishments

Number assisted:

	Owner		Renter		Total		Person	
	Total	Hispanic	Total	Hispanic	Total	Hispanic	Total	Hispanic
White:	0	0	0	0	0	0		0
Black/African American:	0	0	0	0	0	0	0	0
Asian:	0	0	0	0	0	0	0	0
American Indian/Alaskan Native:	0	0	0	0	0	0	0	0
Native Hawaiian/Other Pacific Islander:	0	0	0	0	0	0	0	0
American Indian/Alaskan Native & White:	0	0	0	0	0	0	0	0
Asian White:	0	0	0	0	0	0	0	0
Black/African American & White:	0	0	0	0	0	0	0	0
American Indian/Alaskan Native & Black/African American:	0	0	0	0	0	0	0	0
Other multi-racial:	0	0	0	0	0	0	0	0
Asian/Pacific Islander:	0	0	0	0	0	0	0	0
Hispanic:	0	0	0	0	0	0	0	0
Total:	0	0	0	0	0	0	0	0
Female-headed Households:	0		0		0			

Income Category:

Owner Renter Total Person

Extremely Low	0	0	0	0
Low Mod	0	0	0	0
Moderate	0	0	0	0
Non Low Moderate	0	0	0	0
Total	0	0	0	0
Percent Low/Mod				

Annual Accomplishments

No data returned for this view. This might be because the applied filter excludes all data.

PGM Year:	2020
Project:	0003 - CDBG Administration
IDIS Activity:	7506 - HUD ADMIN-21

Status:	Open	Objective:	
Location:	,	Outcome:	
		Matrix Code:	General Program Administration (21A) National Objective:

Activity to prevent, prepare for, and respond to Coronavirus: No

Initial Funding Date: 11/18/2020

Description:

General CDBG administration costs

Financing

	Fund Type	Grant Year	Grant	Funded Amount	Drawn In Program Year	Drawn Thru Program Year
CDBG	EN	2018	B18MC060542	\$4,336.40	\$0.00	\$4,336.40
		2020	B20MC060542	\$1,200,120.86	\$649,471.38	\$649,471.38
	PI			\$341,210.96	\$341,210.96	\$341,210.96
Total	Total			\$1,545,668.22	\$990,682.34	\$995,018.74

Proposed Accomplishments

Actual Accomplishments

Number assisted:

	Owner		Renter		Total		Person	
	Total	Hispanic	Total	Hispanic	Total	Hispanic	Total	Hispanic
White:					0	0		
Black/African American:					0	0		
Asian:					0	0		
American Indian/Alaskan Native:					0	0		
Native Hawaiian/Other Pacific Islander:					0	0		
American Indian/Alaskan Native & White:					0	0		
Asian White:					0	0		
Black/African American & White:					0	0		

American Indian/Alaskan Native & Black/African American: 0 0
 Other multi-racial: 0 0
 Asian/Pacific Islander: 0 0
 Hispanic: 0 0
Total: 0 0 0 0 0 0 0 0

Female-headed Households: 0

Income Category:

	Owner	Renter	Total	Person
Extremely Low			0	
Low Mod			0	
Moderate			0	
Non Low Moderate			0	
Total	0	0	0	0
Percent Low/Mod				

Annual Accomplishments

No data returned for this view. This might be because the applied filter excludes all data.

PGM Year: 2020
Project: 0003 - CDBG Administration
IDIS Activity: 7507 - FAIR HSG SERVICES-21

Status: Open Objective:
 Location: , Outcome:
 Matrix Code: Fair Housing Activities (subject to 20% National Objective:

Activity to prevent, prepare for, and respond to Coronavirus: No

Initial Funding Date: 06/01/2021

Description:

Costs associated with Fair Housing Services

Financing

	Fund Type	Grant Year	Grant	Funded Amount	Drawn In Program Year	Drawn Thru Program Year
CDBG	PI			\$150,000.00	\$150,000.00	\$150,000.00
Total	Total			\$150,000.00	\$150,000.00	\$150,000.00

Proposed Accomplishments

Actual Accomplishments

Number assisted:

	Owner		Renter		Total		Person	
	Total	Hispanic	Total	Hispanic	Total	Hispanic	Total	Hispanic
White:					0	0		
Black/African American:					0	0		

Asian:						0	0		
American Indian/Alaskan Native:						0	0		
Native Hawaiian/Other Pacific Islander:						0	0		
American Indian/Alaskan Native & White:						0	0		
Asian White:						0	0		
Black/African American & White:						0	0		
American Indian/Alaskan Native & Black/African American:						0	0		
Other multi-racial:						0	0		
Asian/Pacific Islander:						0	0		
Hispanic:						0	0		
Total:						0	0	0	0

Female-headed Households: 0

Income Category:

	Owner	Renter	Total	Person
Extremely Low			0	
Low Mod			0	
Moderate			0	
Non Low Moderate			0	
Total	0	0	0	0
Percent Low/Mod				

Annual Accomplishments

No data returned for this view. This might be because the applied filter excludes all data.

PGM Year:	2019
Project:	0033 - CDBG-CV Related activities
IDIS Activity:	7514 - TBD-NONPROFIT PS ACTIVITY 2-21

Status: Open Objective: Create suitable living environments
 Location: 1200 3rd Ave San Diego, CA 92101-4110 Outcome: Availability/accessibility
 Matrix Code: Other Public Services Not Listed in National Objective: LMC

Activity to prevent, prepare for, and respond to Coronavirus: Yes

Initial Funding Date: 04/07/2021

Description:
 Second NOFA for PS activities for 121

Financing

	Fund Type	Grant Year	Grant	Funded Amount	Drawn In Program Year	Drawn Thru Program Year
CDBG	EN	2020	B20MC060542	\$2,721.00	\$0.00	\$0.00
Total	Total			\$2,721.00	\$0.00	\$0.00

Proposed Accomplishments

People (General) : 1

Actual Accomplishments

Number assisted:

	Owner		Renter		Total		Person	
	Total	Hispanic	Total	Hispanic	Total	Hispanic	Total	Hispanic
White:	0	0	0	0	0	0		0
Black/African American:	0	0	0	0	0	0	0	0
Asian:	0	0	0	0	0	0	0	0
American Indian/Alaskan Native:	0	0	0	0	0	0	0	0
Native Hawaiian/Other Pacific Islander:	0	0	0	0	0	0	0	0
American Indian/Alaskan Native & White:	0	0	0	0	0	0	0	0
Asian White:	0	0	0	0	0	0	0	0
Black/African American & White:	0	0	0	0	0	0	0	0
American Indian/Alaskan Native & Black/African American:	0	0	0	0	0	0	0	0
Other multi-racial:	0	0	0	0	0	0	0	0
Asian/Pacific Islander:	0	0	0	0	0	0	0	0
Hispanic:	0	0	0	0	0	0	0	0
Total:	0	0	0	0	0	0	0	0

Female-headed Households:

0	0	0
---	---	---

Income Category:

	Owner	Renter	Total	Person
Extremely Low	0	0	0	0
Low Mod	0	0	0	0
Moderate	0	0	0	0
Non Low Moderate	0	0	0	0
Total	0	0	0	0

Percent Low/Mod

Annual Accomplishments

No data returned for this view. This might be because the applied filter excludes all data.

PGM Year:	2020
Project:	0009 - COMMUNITY AND PUBLIC SERVICES
IDIS Activity:	7515 - CITY SD-PS RENTAL ASSISTANCE-21

Status:	Open	Objective:	Provide decent affordable housing
Location:	1200 3rd Ave San Diego, CA 92101-4110	Outcome:	Availability/accessibility
		Matrix Code:	Subsistence Payment (05Q)
		National Objective:	LMC

Activity to prevent, prepare for, and respond to Coronavirus: Yes

Initial Funding Date: 11/18/2020

Description:

Rental Assistance program

Financing

	Fund Type	Grant Year	Grant	Funded Amount	Drawn In Program Year	Drawn Thru Program Year
CDBG	PI			\$1,800,000.00	\$1,800,000.00	\$1,800,000.00
Total	Total			\$1,800,000.00	\$1,800,000.00	\$1,800,000.00

Proposed Accomplishments

People (General) : 660

Actual Accomplishments

Number assisted:

	Owner		Renter		Total		Person	
	Total	Hispanic	Total	Hispanic	Total	Hispanic	Total	Hispanic
White:	0	0	0	0	0	0	558	199
Black/African American:	0	0	0	0	0	0	199	6
Asian:	0	0	0	0	0	0	179	2
American Indian/Alaskan Native:	0	0	0	0	0	0	5	4
Native Hawaiian/Other Pacific Islander:	0	0	0	0	0	0	22	2
American Indian/Alaskan Native & White:	0	0	0	0	0	0	7	1
Asian White:	0	0	0	0	0	0	15	2
Black/African American & White:	0	0	0	0	0	0	21	1
American Indian/Alaskan Native & Black/African American:	0	0	0	0	0	0	4	2
Other multi-racial:	0	0	0	0	0	0	310	200
Asian/Pacific Islander:	0	0	0	0	0	0	0	0
Hispanic:	0	0	0	0	0	0	0	0
Total:	0	0	0	0	0	0	1,320	419
Female-headed Households:	0		0		0			

Income Category:

	Owner	Renter	Total	Person
Extremely Low	0	0	0	909
Low Mod	0	0	0	329
Moderate	0	0	0	82
Non Low Moderate	0	0	0	0
Total	0	0	0	1,320
Percent Low/Mod				100.0%

Annual Accomplishments

Years	Accomplishment Narrative	# Benefitting
--------------	---------------------------------	----------------------

2020

For Fiscal Year 2021 closeout, 1320 clients were assisted. The San Diego Housing Commission (SDHC) administered the City of San Diego's COVID-19 Emergency Rental Assistance Program, which helped families with low income in the City who experienced financial hardship due to the COVID-19 pandemic.

The program provided one-time payments of up to \$4,000 per qualifying household to help pay past-due and/or upcoming rent to assist with preventing housing displacement. Households residing in rental housing where restrictions recorded on the property require rents to remain affordable for specified income levels (deed-restricted affordable housing) were eligible to receive up to \$2,000. On 6/30/2020, the San Diego City Council authorized the expenditure of up to \$15,100,000 in federal Coronavirus Aid, Relief, and Economic Security (CARES) Act funds, which the U.S. Department of Housing and Urban Development (HUD) awarded to the City of San Diego (City), to create the COVID-19 Emergency Rental Assistance Program. These funds were provided to SDHC pursuant to the terms of a Memorandum of Understanding (MOU) between the City and SDHC for SDHC to provide oversight and administration for the program. This MOU also required SDHC to submit to the City fiscal and programmatic report on a monthly basis that summarizes the Project expenditures and Project goals accomplished during the month, along with all invoices and documentation required by the City. SDHC also is required to submit to the City a year-end report. Through its nonprofit affiliate, SDHC Building Opportunities Inc., SDHC also accepted private donations in support of this program through an online Go Fund Me charity page. SDHC created a web-based, online application portal to accept applications for this program. SDHC contracted with eight community-based organizations to help City residents with their applications, including residents without internet access. They were among 60 community-based organizations to which SDHC reached out to help raise awareness about the program and potentially help residents with their applications. SDHC contracted with 2-1-1 San Diego to answer calls and provide information about the program. SDHC also contracted with the National Conflict Resolution Center (NCRC) to provide conciliation or mediation services. Tenants or landlords may contact NCRC for dispute resolution services if a landlord declines to receive payment assistance on behalf of their tenant. In addition, SDHC engaged in paid media and news media outreach, including Spanish-language media, to raise public awareness of the program and the application deadlines.

SDHC accepted applications through the online portal from 7/20/2020, through 8/7/2020.

More than 13,000 applications were submitted to SDHC during the application period. Of these, more than 8,300 applicants provided information indicating they resided in the City of San Diego. A preliminary review of these applications identified approximately 3,000 that did not meet one or more of the eligibility criteria, and approximately 5,300 that initially appeared to meet all of the programs eligibility criteria:

-The household has a City of San Diego residence address; household income in January 2020, was at or below 60 percent of the San Diego Area Median Income (AMI); NOT currently receiving any rental subsidies; NOT currently a tenant of a property owned or managed by the SDHC; NOT have savings to meet their financial need; household has eligible immigration status; and the household experienced hardship directly related to COVID-19.

The initial determination of whether or not households met the qualifying criteria was based solely on the information the applicant indicated on their online application. SDHC then verified the information and the required documentation to determine whether applicants qualified for assistance.

PGM Year:	2019
Project:	0033 - CDBG-CV Related activities
IDIS Activity:	7516 - CITY SD-PS RENTAL ASSISTANCE 2-21

Status:	Open	Objective:	Provide decent affordable housing
Location:	1122 Broadway Ste 300 Suite 300 San Diego, CA 92101-5629	Outcome:	Availability/accessibility
		Matrix Code:	Subsistence Payment (05Q) National Objective: LMC

Activity to prevent, prepare for, and respond to Coronavirus: Yes

Initial Funding Date: 02/17/2021

Description:

Second rental assistance program

Financing

	Fund Type	Grant Year	Grant	Funded Amount	Drawn In Program Year	Drawn Thru Program Year
CDBG	EN	2020	B20MC060542	\$3,600,000.00	\$3,600,000.00	\$3,600,000.00
Total	Total			\$3,600,000.00	\$3,600,000.00	\$3,600,000.00

Proposed Accomplishments

Actual Accomplishments

Number assisted:

	Owner		Renter		Total		Person	
	Total	Hispanic	Total	Hispanic	Total	Hispanic	Total	Hispanic
White:	0	0	0	0	0	0		0
Black/African American:	0	0	0	0	0	0	0	0
Asian:	0	0	0	0	0	0	0	0
American Indian/Alaskan Native:	0	0	0	0	0	0	0	0
Native Hawaiian/Other Pacific Islander:	0	0	0	0	0	0	0	0
American Indian/Alaskan Native & White:	0	0	0	0	0	0	0	0
Asian White:	0	0	0	0	0	0	0	0
Black/African American & White:	0	0	0	0	0	0	0	0
American Indian/Alaskan Native & Black/African American:	0	0	0	0	0	0	0	0
Other multi-racial:	0	0	0	0	0	0	0	0
Asian/Pacific Islander:	0	0	0	0	0	0	0	0
Hispanic:	0	0	0	0	0	0	0	0
Total:	0	0	0	0	0	0	0	0

Female-headed Households: 0 0 0

Income Category:

	Owner	Renter	Total	Person
Extremely Low	0	0	0	0
Low Mod	0	0	0	0
Moderate	0	0	0	0
Non Low Moderate	0	0	0	0
Total	0	0	0	0

Percent Low/Mod

Annual Accomplishments

Years	Accomplishment Narrative	# Benefitting
2020	For fiscal year 2021 closeout, 1320 combined clients were assisted with the first round of Rental Assistance, IDIS 7515. Activity has been linked to 7515 and accomplishment data will be reported in 7515.	

PGM Year: 2020
Project: 0001 - Workforce Development
IDIS Activity: 7519 - SDWP-TECH HIRE-21

Status: Open
Location: 9246 Lightwave Ave Ste 210 Suite 210 San Diego, CA 92123-6411
Objective: Create economic opportunities
Outcome: Availability/accessibility
Matrix Code: Employment Training (05H) **National Objective:** LMC

Activity to prevent, prepare for, and respond to Coronavirus: No
Initial Funding Date: 06/01/2021

Description:
 SDWP Tech Hire program

Financing

	Fund Type	Grant Year	Grant	Funded Amount	Drawn In Program Year	Drawn Thru Program Year
CDBG	EN	2018	B18MC060542	\$500,000.00	\$500,000.00	\$500,000.00
Total	Total			\$500,000.00	\$500,000.00	\$500,000.00

Proposed Accomplishments

People (General) : 84

Actual Accomplishments

<i>Number assisted:</i>	Owner		Renter		Total		Person	
	Total	Hispanic	Total	Hispanic	Total	Hispanic	Total	Hispanic
White:	0	0	0	0	0	0	58	21
Black/African American:	0	0	0	0	0	0	9	2
Asian:	0	0	0	0	0	0	28	1
American Indian/Alaskan Native:	0	0	0	0	0	0	3	2
Native Hawaiian/Other Pacific Islander:	0	0	0	0	0	0	2	0
American Indian/Alaskan Native & White:	0	0	0	0	0	0	2	1
Asian White:	0	0	0	0	0	0	5	0
Black/African American & White:	0	0	0	0	0	0	0	0
American Indian/Alaskan Native & Black/African American:	0	0	0	0	0	0	0	0
Other multi-racial:	0	0	0	0	0	0	2	1
Asian/Pacific Islander:	0	0	0	0	0	0	0	0
Hispanic:	0	0	0	0	0	0	0	0
Total:	0	0	0	0	0	0	109	28
Female-headed Households:	0		0		0			

Income Catearv:

Owner Renter Total Person

Other multi-racial:					0	0		
Asian/Pacific Islander:					0	0		
Hispanic:					0	0		
Total:					0	0	0	0

Female-headed Households: 0

<i>Income Category:</i>				
	Owner	Renter	Total	Person
Extremely Low			0	
Low Mod			0	
Moderate			0	
Non Low Moderate			0	
Total	0	0	0	0
Percent Low/Mod				

Annual Accomplishments

No data returned for this view. This might be because the applied filter excludes all data.

PGM Year:	2020
Project:	0002 - Unobligated CDBG
IDIS Activity:	7521 - UNOBLIGATED-21

Status: Canceled 6/23/2021 11:28:22 AM Objective:
 Location: , Outcome:
 Matrix Code: General Program Administration (21A) National Objective:

Activity to prevent, prepare for, and respond to Coronavirus: No

Initial Funding Date: 06/23/2021

Description:

Financing

No data returned for this view. This might be because the applied filter excludes all data.

Proposed Accomplishments

Actual Accomplishments

<i>Number assisted:</i>	Owner		Renter		Total		Person	
	Total	Hispanic	Total	Hispanic	Total	Hispanic	Total	Hispanic
White:					0	0		
Black/African American:					0	0		
Asian:					0	0		
American Indian/Alaskan Native:					0	0		
Native Hawaiian/Other Pacific Islander:					0	0		

American Indian/Alaskan Native & White: 0 0
 Asian White: 0 0
 Black/African American & White: 0 0
 American Indian/Alaskan Native & Black/African American: 0 0
 Other multi-racial: 0 0
 Asian/Pacific Islander: 0 0
 Hispanic: 0 0
Total: 0 0 0 0 0 0 0 0

Female-headed Households: 0

Income Cateaarv:

	Owner	Renter	Total	Person
Extremely Low			0	
Low Mod			0	
Moderate			0	
Non Low Moderate			0	
Total	0	0	0	0
Percent Low/Mod				

Annual Accomplishments

No data returned for this view. This might be because the applied filter excludes all data.

PGM Year: 2020
Project: 0009 - COMMUNITY AND PUBLIC SERVICES
IDIS Activity: 7552 - BAYSIDE-COVID PS SERVICES-21

Status: Open Objective: Create suitable living environments
 Location: 2202 Comstock St San Diego, CA 92111-6502 Outcome: Availability/accessibility
 Matrix Code: Other Public Services Not Listed in National Objective: LMC

Activity to prevent, prepare for, and respond to Coronavirus: Yes

Initial Funding Date: 06/01/2021

Description:
 COVID-19 Related Public Services

Financing

	Fund Type	Grant Year	Grant	Funded Amount	Drawn In Program Year	Drawn Thru Program Year
CDBG	EN	2020	B20MC060542	\$83,528.00	\$452.19	\$452.19
Total	Total			\$83,528.00	\$452.19	\$452.19

Proposed Accomplishments

People (General) : 630

Actual Accomplishments

Number assisted:	Owner		Renter		Total		Person	
	Total	Hispanic	Total	Hispanic	Total	Hispanic	Total	Hispanic
White:	0	0	0	0	0	0		0
Black/African American:	0	0	0	0	0	0	0	0
Asian:	0	0	0	0	0	0	0	0
American Indian/Alaskan Native:	0	0	0	0	0	0	0	0
Native Hawaiian/Other Pacific Islander:	0	0	0	0	0	0	0	0
American Indian/Alaskan Native & White:	0	0	0	0	0	0	0	0
Asian White:	0	0	0	0	0	0	0	0
Black/African American & White:	0	0	0	0	0	0	0	0
American Indian/Alaskan Native & Black/African American:	0	0	0	0	0	0	0	0
Other multi-racial:	0	0	0	0	0	0	0	0
Asian/Pacific Islander:	0	0	0	0	0	0	0	0
Hispanic:	0	0	0	0	0	0	0	0
Total:	0	0	0	0	0	0	0	0
Female-headed Households:	0		0		0			

Income Category:

	Owner	Renter	Total	Person
Extremely Low	0	0	0	0
Low Mod	0	0	0	0
Moderate	0	0	0	0
Non Low Moderate	0	0	0	0
Total	0	0	0	0
Percent Low/Mod				

Annual Accomplishments

No data returned for this view. This might be because the applied filter excludes all data.

PGM Year:	2020
Project:	0009 - COMMUNITY AND PUBLIC SERVICES
IDIS Activity:	7553 - CHCDC-COVID-PROJECT NOURISH-21

Status:	Open	Objective:	Create suitable living environments
Location:	4001 El Cajon Blvd Ste 205 Suite 205 San Diego, CA 92105-1111	Outcome:	Availability/accessibility
		Matrix Code:	Food Banks (05W)
		National Objective:	LMC

Activity to prevent, prepare for, and respond to Coronavirus: Yes

Initial Funding Date: 06/01/2021

Description:

COVID-19 Related Public Services

Financing

	Fund Type	Grant Year	Grant	Funded Amount	Drawn In Program Year	Drawn Thru Program Year
CDBG	EN	2020	B20MC060542	\$75,213.00	\$0.00	\$0.00
Total	Total			\$75,213.00	\$0.00	\$0.00

Proposed Accomplishments

People (General) : 650

Actual Accomplishments

Number assisted:

	Owner		Renter		Total		Person	
	Total	Hispanic	Total	Hispanic	Total	Hispanic	Total	Hispanic
White:	0	0	0	0	0	0		0
Black/African American:	0	0	0	0	0	0	0	0
Asian:	0	0	0	0	0	0	0	0
American Indian/Alaskan Native:	0	0	0	0	0	0	0	0
Native Hawaiian/Other Pacific Islander:	0	0	0	0	0	0	0	0
American Indian/Alaskan Native & White:	0	0	0	0	0	0	0	0
Asian White:	0	0	0	0	0	0	0	0
Black/African American & White:	0	0	0	0	0	0	0	0
American Indian/Alaskan Native & Black/African American:	0	0	0	0	0	0	0	0
Other multi-racial:	0	0	0	0	0	0	0	0
Asian/Pacific Islander:	0	0	0	0	0	0	0	0
Hispanic:	0	0	0	0	0	0	0	0
Total:	0	0	0	0	0	0	0	0
Female-headed Households:	0		0		0			

Income Category:

	Owner	Renter	Total	Person
Extremely Low	0	0	0	0
Low Mod	0	0	0	0
Moderate	0	0	0	0
Non Low Moderate	0	0	0	0
Total	0	0	0	0
Percent Low/Mod				

Annual Accomplishments

No data returned for this view. This might be because the applied filter excludes all data.

PGM Year:	2019
Project:	0033 - CDBG-CV Related activities
IDIS Activity:	7554 - FHCSO-COVID TIGER TEAM-CV20
Status:	Open
Objective:	Create suitable living environments

Location: 823 Gateway Center Way San Diego, CA 92102-4541

Outcome: Availability/accessibility
 Matrix Code: Other Public Services Not Listed in

National Objective: LMC

Activity to prevent, prepare for, and respond to Coronavirus: Yes

Initial Funding Date: 04/05/2021

Description:

COVID-19 Related Public Services

Financing

	Fund Type	Grant Year	Grant	Funded Amount	Drawn In Program Year	Drawn Thru Program Year
CDBG	EN	2020	B20MC060542	\$423,732.00	\$0.00	\$0.00
Total	Total			\$423,732.00	\$0.00	\$0.00

Proposed Accomplishments

People (General) : 1,080

Actual Accomplishments

Number assisted:

	Owner		Renter		Total		Person	
	Total	Hispanic	Total	Hispanic	Total	Hispanic	Total	Hispanic
White:	0	0	0	0	0	0		0
Black/African American:	0	0	0	0	0	0	0	0
Asian:	0	0	0	0	0	0	0	0
American Indian/Alaskan Native:	0	0	0	0	0	0	0	0
Native Hawaiian/Other Pacific Islander:	0	0	0	0	0	0	0	0
American Indian/Alaskan Native & White:	0	0	0	0	0	0	0	0
Asian White:	0	0	0	0	0	0	0	0
Black/African American & White:	0	0	0	0	0	0	0	0
American Indian/Alaskan Native & Black/African American:	0	0	0	0	0	0	0	0
Other multi-racial:	0	0	0	0	0	0	0	0
Asian/Pacific Islander:	0	0	0	0	0	0	0	0
Hispanic:	0	0	0	0	0	0	0	0
Total:	0	0	0	0	0	0	0	0
Female-headed Households:	0		0		0			

Income Category:

	Owner	Renter	Total	Person
Extremely Low	0	0	0	0
Low Mod	0	0	0	0
Moderate	0	0	0	0
Non Low Moderate	0	0	0	0
Total	0	0	0	0

Percent Low/Mod

Annual Accomplishments

No data returned for this view. This might be because the applied filter excludes all data.

PGM Year:	2019
Project:	0033 - CDBG-CV Related activities
IDIS Activity:	7555 - TRAVELERS AID-COVID SENIOR SERVICES-CV20

Status:	Open	Objective:	Create suitable living environments
Location:	2615 Camino Del Rio S Ste 103 San Diego, CA 92108-3713	Outcome:	Availability/accessibility
		Matrix Code:	Senior Services (05A)
		National Objective:	LMC

Activity to prevent, prepare for, and respond to Coronavirus: Yes

Initial Funding Date: 04/05/2021

Description:
COVID-19 Related Public Services

Financing

	Fund Type	Grant Year	Grant	Funded Amount	Drawn In Program Year	Drawn Thru Program Year
CDBG	EN	2020	B20MC060542	\$110,000.00	\$0.00	\$0.00
Total	Total			\$110,000.00	\$0.00	\$0.00

Proposed Accomplishments

People (General) : 110

Actual Accomplishments

<i>Number assisted:</i>	Owner		Renter		Total		Person	
	Total	Hispanic	Total	Hispanic	Total	Hispanic	Total	Hispanic
White:	0	0	0	0	0	0		0
Black/African American:	0	0	0	0	0	0	0	0
Asian:	0	0	0	0	0	0	0	0
American Indian/Alaskan Native:	0	0	0	0	0	0	0	0
Native Hawaiian/Other Pacific Islander:	0	0	0	0	0	0	0	0
American Indian/Alaskan Native & White:	0	0	0	0	0	0	0	0
Asian White:	0	0	0	0	0	0	0	0
Black/African American & White:	0	0	0	0	0	0	0	0
American Indian/Alaskan Native & Black/African American:	0	0	0	0	0	0	0	0
Other multi-racial:	0	0	0	0	0	0	0	0
Asian/Pacific Islander:	0	0	0	0	0	0	0	0
Hispanic:	0	0	0	0	0	0	0	0
Total:	0	0	0	0	0	0	0	0
Female-headed Households:	0		0		0			

Income Catearv:

Black/African American:	0	0	0	0	0	0	0	0
Asian:	0	0	0	0	0	0	0	0
American Indian/Alaskan Native:	0	0	0	0	0	0	0	0
Native Hawaiian/Other Pacific Islander:	0	0	0	0	0	0	0	0
American Indian/Alaskan Native & White:	0	0	0	0	0	0	0	0
Asian White:	0	0	0	0	0	0	0	0
Black/African American & White:	0	0	0	0	0	0	0	0
American Indian/Alaskan Native & Black/African American:	0	0	0	0	0	0	0	0
Other multi-racial:	0	0	0	0	0	0	0	0
Asian/Pacific Islander:	0	0	0	0	0	0	0	0
Hispanic:	0	0	0	0	0	0	0	0
Total:	0	0	0	0	0	0	0	0

Female-headed Households: 0 0 0

Income Category:

	Owner	Renter	Total	Person
Extremely Low	0	0	0	0
Low Mod	0	0	0	0
Moderate	0	0	0	0
Non Low Moderate	0	0	0	0
Total	0	0	0	0
Percent Low/Mod				

Annual Accomplishments

No data returned for this view. This might be because the applied filter excludes all data.

PGM Year:	2019
Project:	0033 - CDBG-CV Related activities
IDIS Activity:	7558 - SDLGBT COMM CTR-COVID EMERGENCY RESPONSE-CV20

Status:	Open	Objective:	Create suitable living environments
Location:	3909 Centre St San Diego, CA 92103-3410	Outcome:	Availability/accessibility
		Matrix Code:	Other Public Services Not Listed in National Objective: LMC

Activity to prevent, prepare for, and respond to Coronavirus: Yes

Initial Funding Date: 04/05/2021

Description:

COVID-19 related Public Services

Financing

	Fund Type	Grant Year	Grant	Funded Amount	Drawn In Program Year	Drawn Thru Program Year
CDBG	EN	2020	B20MC060542	\$176,682.00	\$0.00	\$0.00

Total	Total			\$176,682.00	\$0.00	\$0.00
--------------	--------------	--	--	---------------------	---------------	---------------

Proposed Accomplishments

People (General) : 800

Actual Accomplishments

Number assisted:

	Owner		Renter		Total		Person	
	Total	Hispanic	Total	Hispanic	Total	Hispanic	Total	Hispanic
White:	0	0	0	0	0	0		0
Black/African American:	0	0	0	0	0	0	0	0
Asian:	0	0	0	0	0	0	0	0
American Indian/Alaskan Native:	0	0	0	0	0	0	0	0
Native Hawaiian/Other Pacific Islander:	0	0	0	0	0	0	0	0
American Indian/Alaskan Native & White:	0	0	0	0	0	0	0	0
Asian White:	0	0	0	0	0	0	0	0
Black/African American & White:	0	0	0	0	0	0	0	0
American Indian/Alaskan Native & Black/African American:	0	0	0	0	0	0	0	0
Other multi-racial:	0	0	0	0	0	0	0	0
Asian/Pacific Islander:	0	0	0	0	0	0	0	0
Hispanic:	0	0	0	0	0	0	0	0
Total:	0	0	0	0	0	0	0	0
Female-headed Households:	0		0		0			

Income Catearv:

	Owner	Renter	Total	Person
Extremely Low	0	0	0	0
Low Mod	0	0	0	0
Moderate	0	0	0	0
Non Low Moderate	0	0	0	0
Total	0	0	0	0
Percent Low/Mod				

Annual Accomplishments

No data returned for this view. This might be because the applied filter excludes all data.

PGM Year:	2019
Project:	0033 - CDBG-CV Related activities
IDIS Activity:	7559 - LHCDC-COVID CARES ACT-CV20

Status: Open Objective: Create suitable living environments
 Location: 3040 Imperial Ave San Diego, CA 92102-4128 Outcome: Availability/accessibility
 Matrix Code: Other Public Services Not Listed in

National Objective: LMC

Activity to prevent, prepare for, and respond to Coronavirus: Yes

Initial Funding Date: 04/05/2021

Description:

COVID-19 related Public Services

Financing

	Fund Type	Grant Year	Grant	Funded Amount	Drawn In Program Year	Drawn Thru Program Year
CDBG	EN	2020	B20MC060542	\$100,000.00	\$0.00	\$0.00
Total	Total			\$100,000.00	\$0.00	\$0.00

Proposed Accomplishments

People (General) : 60

Actual Accomplishments

Number assisted:

	Owner		Renter		Total		Person	
	Total	Hispanic	Total	Hispanic	Total	Hispanic	Total	Hispanic
White:	0	0	0	0	0	0		0
Black/African American:	0	0	0	0	0	0	0	0
Asian:	0	0	0	0	0	0	0	0
American Indian/Alaskan Native:	0	0	0	0	0	0	0	0
Native Hawaiian/Other Pacific Islander:	0	0	0	0	0	0	0	0
American Indian/Alaskan Native & White:	0	0	0	0	0	0	0	0
Asian White:	0	0	0	0	0	0	0	0
Black/African American & White:	0	0	0	0	0	0	0	0
American Indian/Alaskan Native & Black/African American:	0	0	0	0	0	0	0	0
Other multi-racial:	0	0	0	0	0	0	0	0
Asian/Pacific Islander:	0	0	0	0	0	0	0	0
Hispanic:	0	0	0	0	0	0	0	0
Total:	0	0	0	0	0	0	0	0
Female-headed Households:	0		0		0			

Income Category:

	Owner	Renter	Total	Person
Extremely Low	0	0	0	0
Low Mod	0	0	0	0
Moderate	0	0	0	0
Non Low Moderate	0	0	0	0
Total	0	0	0	0
Percent Low/Mod				

Annual Accomplishments

No data returned for this view. This might be because the applied filter excludes all data.

PGM Year: 2019
Project: 0033 - CDBG-CV Related activities
IDIS Activity: 7560 - UPAC-COVID NE CENTER-CV20

Status: Open Objective: Create suitable living environments
 Location: 1031 25th St San Diego, CA 92102-2102 Outcome: Availability/accessibility
 Matrix Code: Other Public Services Not Listed in National Objective: LMC

Activity to prevent, prepare for, and respond to Coronavirus: Yes

Initial Funding Date: 04/05/2021

Description:
 COVID-19 related Public Services

Financing

	Fund Type	Grant Year	Grant	Funded Amount	Drawn In Program Year	Drawn Thru Program Year
CDBG	EN	2020	B20MC060542	\$187,500.00	\$0.00	\$0.00
Total	Total			\$187,500.00	\$0.00	\$0.00

Proposed Accomplishments

People (General) : 8,190

Actual Accomplishments

Number assisted:

	Owner		Renter		Total		Person	
	Total	Hispanic	Total	Hispanic	Total	Hispanic	Total	Hispanic
White:	0	0	0	0	0	0	0	0
Black/African American:	0	0	0	0	0	0	0	0
Asian:	0	0	0	0	0	0	0	0
American Indian/Alaskan Native:	0	0	0	0	0	0	0	0
Native Hawaiian/Other Pacific Islander:	0	0	0	0	0	0	0	0
American Indian/Alaskan Native & White:	0	0	0	0	0	0	0	0
Asian White:	0	0	0	0	0	0	0	0
Black/African American & White:	0	0	0	0	0	0	0	0
American Indian/Alaskan Native & Black/African American:	0	0	0	0	0	0	0	0
Other multi-racial:	0	0	0	0	0	0	0	0
Asian/Pacific Islander:	0	0	0	0	0	0	0	0
Hispanic:	0	0	0	0	0	0	0	0
Total:	0	0	0	0	0	0	0	0
Female-headed Households:	0		0		0			

Income Category:

	Owner	Renter	Total	Person
Extremely Low	0	0	0	0

Asian:	0	0	0	0	0	0	0	0
American Indian/Alaskan Native:	0	0	0	0	0	0	0	0
Native Hawaiian/Other Pacific Islander:	0	0	0	0	0	0	0	0
American Indian/Alaskan Native & White:	0	0	0	0	0	0	0	0
Asian White:	0	0	0	0	0	0	0	0
Black/African American & White:	0	0	0	0	0	0	0	0
American Indian/Alaskan Native & Black/African American:	0	0	0	0	0	0	0	0
Other multi-racial:	0	0	0	0	0	0	0	0
Asian/Pacific Islander:	0	0	0	0	0	0	0	0
Hispanic:	0	0	0	0	0	0	0	0
Total:	0	0	0	0	0	0	0	0

Female-headed Households: 0 0 0

Income Category:

	Owner	Renter	Total	Person
Extremely Low	0	0	0	0
Low Mod	0	0	0	0
Moderate	0	0	0	0
Non Low Moderate	0	0	0	0
Total	0	0	0	0

Percent Low/Mod

Annual Accomplishments

No data returned for this view. This might be because the applied filter excludes all data.

PGM Year:	2019
Project:	0033 - CDBG-CV Related activities
IDIS Activity:	7563 - MAMAS KITCHEN-COVID MEAL SERVICE-CV20

Status: Open Objective: Create suitable living environments
 Location: 3960 Home Ave San Diego, CA 92105-5925 Outcome: Availability/accessibility
 Matrix Code: Food Banks (05W) National Objective: LMC

Activity to prevent, prepare for, and respond to Coronavirus: Yes

Initial Funding Date: 04/05/2021

Description:

COVID-19 related Public Services

Financing

	Fund Type	Grant Year	Grant	Funded Amount	Drawn In Program Year	Drawn Thru Program Year
CDBG	EN	2020	B20MC060542	\$100,000.00	\$0.00	\$0.00
Total	Total			\$100,000.00	\$0.00	\$0.00

Proposed Accomplishments

People (General) : 100

Actual Accomplishments

Number assisted:

	Owner		Renter		Total		Person	
	Total	Hispanic	Total	Hispanic	Total	Hispanic	Total	Hispanic
White:	0	0	0	0	0	0		0
Black/African American:	0	0	0	0	0	0	0	0
Asian:	0	0	0	0	0	0	0	0
American Indian/Alaskan Native:	0	0	0	0	0	0	0	0
Native Hawaiian/Other Pacific Islander:	0	0	0	0	0	0	0	0
American Indian/Alaskan Native & White:	0	0	0	0	0	0	0	0
Asian White:	0	0	0	0	0	0	0	0
Black/African American & White:	0	0	0	0	0	0	0	0
American Indian/Alaskan Native & Black/African American:	0	0	0	0	0	0	0	0
Other multi-racial:	0	0	0	0	0	0	0	0
Asian/Pacific Islander:	0	0	0	0	0	0	0	0
Hispanic:	0	0	0	0	0	0	0	0
Total:	0	0	0	0	0	0	0	0

Female-headed Households: 0 0 0

Income Category:

	Owner	Renter	Total	Person
Extremely Low	0	0	0	0
Low Mod	0	0	0	0
Moderate	0	0	0	0
Non Low Moderate	0	0	0	0
Total	0	0	0	0

Percent Low/Mod

Annual Accomplishments

No data returned for this view. This might be because the applied filter excludes all data.

PGM Year:	2019
Project:	0033 - CDBG-CV Related activities
IDIS Activity:	7564 - SD CONTINUING ED-COVID DIGITAL DIVIDE-CV20

Status:	Open	Objective:	Create suitable living environments
Location:	4343 Ocean View Blvd San Diego, CA 92113-1915	Outcome:	Availability/accessibility
		Matrix Code:	Other Public Services Not Listed in National Objective: LMC

Activity to prevent, prepare for, and respond to Coronavirus: Yes

Initial Funding Date: 04/05/2021

Description:
COVID-19 related Public Services

Financing

	Fund Type	Grant Year	Grant	Funded Amount	Drawn In Program Year	Drawn Thru Program Year
CDBG	EN	2020	B20MC060542	\$346,830.00	\$0.00	\$0.00
Total	Total			\$346,830.00	\$0.00	\$0.00

Proposed Accomplishments

People (General) : 1,500

Actual Accomplishments

Number assisted:

	Owner		Renter		Total		Person	
	Total	Hispanic	Total	Hispanic	Total	Hispanic	Total	Hispanic
White:	0	0	0	0	0	0	0	0
Black/African American:	0	0	0	0	0	0	0	0
Asian:	0	0	0	0	0	0	0	0
American Indian/Alaskan Native:	0	0	0	0	0	0	0	0
Native Hawaiian/Other Pacific Islander:	0	0	0	0	0	0	0	0
American Indian/Alaskan Native & White:	0	0	0	0	0	0	0	0
Asian White:	0	0	0	0	0	0	0	0
Black/African American & White:	0	0	0	0	0	0	0	0
American Indian/Alaskan Native & Black/African American:	0	0	0	0	0	0	0	0
Other multi-racial:	0	0	0	0	0	0	0	0
Asian/Pacific Islander:	0	0	0	0	0	0	0	0
Hispanic:	0	0	0	0	0	0	0	0
Total:	0	0	0	0	0	0	0	0

Female-headed Households: 0 0 0

Income Category:

	Owner	Renter	Total	Person
Extremely Low	0	0	0	0
Low Mod	0	0	0	0
Moderate	0	0	0	0
Non Low Moderate	0	0	0	0
Total	0	0	0	0
Percent Low/Mod				

Annual Accomplishments

No data returned for this view. This might be because the applied filter excludes all data.

PGM Year:	2020		
Project:	0009 - COMMUNITY AND PUBLIC SERVICES		
IDIS Activity:	7565 - CATHOLIC CHARITIES-COVID EMERGENCY FOOD-21		

Status:	Open	Objective:	Create suitable living environments	
Location:	4177 Marlborough Ave San Diego, CA 92105-1412	Outcome:	Availability/accessibility	
		Matrix Code:	Food Banks (05W)	National Objective: LMC

Activity to prevent, prepare for, and respond to Coronavirus: Yes

Initial Funding Date: 06/01/2021

Description:
COVID-19 related Public Services

Financing

	Fund Type	Grant Year	Grant	Funded Amount	Drawn In Program Year	Drawn Thru Program Year
CDBG	EN	2020	B20MC060542	\$234,952.00	\$0.00	\$0.00
Total	Total			\$234,952.00	\$0.00	\$0.00

Proposed Accomplishments

People (General) : 1,600

Actual Accomplishments

Number assisted:

	Owner		Renter		Total		Person	
	Total	Hispanic	Total	Hispanic	Total	Hispanic	Total	Hispanic
White:	0	0	0	0	0	0	0	0
Black/African American:	0	0	0	0	0	0	0	0
Asian:	0	0	0	0	0	0	0	0
American Indian/Alaskan Native:	0	0	0	0	0	0	0	0
Native Hawaiian/Other Pacific Islander:	0	0	0	0	0	0	0	0
American Indian/Alaskan Native & White:	0	0	0	0	0	0	0	0
Asian White:	0	0	0	0	0	0	0	0
Black/African American & White:	0	0	0	0	0	0	0	0
American Indian/Alaskan Native & Black/African American:	0	0	0	0	0	0	0	0
Other multi-racial:	0	0	0	0	0	0	0	0
Asian/Pacific Islander:	0	0	0	0	0	0	0	0
Hispanic:	0	0	0	0	0	0	0	0
Total:	0	0	0	0	0	0	0	0
Female-headed Households:	0		0		0			

Income Catearv:

Black/African American:	0	0	0	0	0	0	0	0
Asian:	0	0	0	0	0	0	0	0
American Indian/Alaskan Native:	0	0	0	0	0	0	0	0
Native Hawaiian/Other Pacific Islander:	0	0	0	0	0	0	0	0
American Indian/Alaskan Native & White:	0	0	0	0	0	0	0	0
Asian White:	0	0	0	0	0	0	0	0
Black/African American & White:	0	0	0	0	0	0	0	0
American Indian/Alaskan Native & Black/African American:	0	0	0	0	0	0	0	0
Other multi-racial:	0	0	0	0	0	0	0	0
Asian/Pacific Islander:	0	0	0	0	0	0	0	0
Hispanic:	0	0	0	0	0	0	0	0
Total:	0	0	0	0	0	0	0	0

Female-headed Households: 0 0 0

Income Category:

	Owner	Renter	Total	Person
Extremely Low	0	0	0	0
Low Mod	0	0	0	0
Moderate	0	0	0	0
Non Low Moderate	0	0	0	0
Total	0	0	0	0

Percent Low/Mod

Annual Accomplishments

No data returned for this view. This might be because the applied filter excludes all data.

PGM Year:	2019
Project:	0033 - CDBG-CV Related activities
IDIS Activity:	7568 - HOME START-COVID HEALTH SERVICES-CV20

Status: Open Objective: Create suitable living environments
 Location: 5005 Texas St San Diego, CA 92108-3721 Outcome: Availability/accessibility
 Matrix Code: Mental Health Services (05O) National Objective: LMC

Activity to prevent, prepare for, and respond to Coronavirus: Yes

Initial Funding Date: 04/05/2021

Description:

COVID-19 related Public Services

Financing

	Fund Type	Grant Year	Grant	Funded Amount	Drawn In Program Year	Drawn Thru Program Year
CDBG	EN	2020	B20MC060542	\$112,020.00	\$0.00	\$0.00

Total	Total			\$112,020.00	\$0.00	\$0.00
--------------	--------------	--	--	---------------------	---------------	---------------

Proposed Accomplishments

People (General) : 30

Actual Accomplishments

Number assisted:

	Owner		Renter		Total		Person	
	Total	Hispanic	Total	Hispanic	Total	Hispanic	Total	Hispanic
White:	0	0	0	0	0	0		0
Black/African American:	0	0	0	0	0	0	0	0
Asian:	0	0	0	0	0	0	0	0
American Indian/Alaskan Native:	0	0	0	0	0	0	0	0
Native Hawaiian/Other Pacific Islander:	0	0	0	0	0	0	0	0
American Indian/Alaskan Native & White:	0	0	0	0	0	0	0	0
Asian White:	0	0	0	0	0	0	0	0
Black/African American & White:	0	0	0	0	0	0	0	0
American Indian/Alaskan Native & Black/African American:	0	0	0	0	0	0	0	0
Other multi-racial:	0	0	0	0	0	0	0	0
Asian/Pacific Islander:	0	0	0	0	0	0	0	0
Hispanic:	0	0	0	0	0	0	0	0
Total:	0	0	0	0	0	0	0	0
Female-headed Households:	0		0		0			

Income Catearv:

	Owner	Renter	Total	Person
Extremely Low	0	0	0	0
Low Mod	0	0	0	0
Moderate	0	0	0	0
Non Low Moderate	0	0	0	0
Total	0	0	0	0
Percent Low/Mod				

Annual Accomplishments

No data returned for this view. This might be because the applied filter excludes all data.

PGM Year:	2019
Project:	0033 - CDBG-CV Related activities
IDIS Activity:	7569 - DREAMS FOR CHANGE-COVID EMERGENCY FOOD-CV20

Status:	Open	Objective:	Create suitable living environments
Location:	21 16th St San Diego, CA 92101-7634	Outcome:	Availability/accessibility
		Matrix Code:	Food Banks (05W)

National Objective: LMC

Activity to prevent, prepare for, and respond to Coronavirus: Yes

Initial Funding Date: 04/05/2021

Description:

COVID-19 related Public Services

Financing

	Fund Type	Grant Year	Grant	Funded Amount	Drawn In Program Year	Drawn Thru Program Year
CDBG	EN	2020	B20MC060542	\$50,000.00	\$0.00	\$0.00
Total	Total			\$50,000.00	\$0.00	\$0.00

Proposed Accomplishments

People (General) : 150

Actual Accomplishments

Number assisted:

	Owner		Renter		Total		Person	
	Total	Hispanic	Total	Hispanic	Total	Hispanic	Total	Hispanic
White:	0	0	0	0	0	0		0
Black/African American:	0	0	0	0	0	0	0	0
Asian:	0	0	0	0	0	0	0	0
American Indian/Alaskan Native:	0	0	0	0	0	0	0	0
Native Hawaiian/Other Pacific Islander:	0	0	0	0	0	0	0	0
American Indian/Alaskan Native & White:	0	0	0	0	0	0	0	0
Asian White:	0	0	0	0	0	0	0	0
Black/African American & White:	0	0	0	0	0	0	0	0
American Indian/Alaskan Native & Black/African American:	0	0	0	0	0	0	0	0
Other multi-racial:	0	0	0	0	0	0	0	0
Asian/Pacific Islander:	0	0	0	0	0	0	0	0
Hispanic:	0	0	0	0	0	0	0	0
Total:	0	0	0	0	0	0	0	0
Female-headed Households:	0		0		0			

Income Category:

	Owner	Renter	Total	Person
Extremely Low	0	0	0	0
Low Mod	0	0	0	0
Moderate	0	0	0	0
Non Low Moderate	0	0	0	0
Total	0	0	0	0
Percent Low/Mod				

Annual Accomplishments

No data returned for this view. This might be because the applied filter excludes all data.

PGM Year: 2020
Project: 0008 - HOMELESSNESS
IDIS Activity: 7573 - HOMELESS RESPONSE CTR-21

Status: Open Objective: Create suitable living environments
 Location: 1200 3rd Ave Ste 1400 Suite 1400 San Diego, CA 92101-4157 Outcome: Availability/accessibility
 Matrix Code: Operating Costs of Homeless/AIDS National Objective: LMC

Activity to prevent, prepare for, and respond to Coronavirus: No

Initial Funding Date: 03/22/2021

Description:
 Operating costs for Homelessness Response Center

Financing

	Fund Type	Grant Year	Grant	Funded Amount	Drawn In Program Year	Drawn Thru Program Year
CDBG	PI			\$1,000,000.00	\$1,000,000.00	\$1,000,000.00
Total	Total			\$1,000,000.00	\$1,000,000.00	\$1,000,000.00

Proposed Accomplishments

People (General) : 600

Actual Accomplishments

Number assisted:

	Owner		Renter		Total		Person	
	Total	Hispanic	Total	Hispanic	Total	Hispanic	Total	Hispanic
White:	0	0	0	0	0	0		0
Black/African American:	0	0	0	0	0	0	0	0
Asian:	0	0	0	0	0	0	0	0
American Indian/Alaskan Native:	0	0	0	0	0	0	0	0
Native Hawaiian/Other Pacific Islander:	0	0	0	0	0	0	0	0
American Indian/Alaskan Native & White:	0	0	0	0	0	0	0	0
Asian White:	0	0	0	0	0	0	0	0
Black/African American & White:	0	0	0	0	0	0	0	0
American Indian/Alaskan Native & Black/African American:	0	0	0	0	0	0	0	0
Other multi-racial:	0	0	0	0	0	0	0	0
Asian/Pacific Islander:	0	0	0	0	0	0	0	0
Hispanic:	0	0	0	0	0	0	0	0
Total:	0	0	0	0	0	0	0	0
Female-headed Households:	0		0		0			

Income Category:

	Owner	Renter	Total	Person
Extremely Low	0	0	0	0

Asian:	0	0	0	0	0	0	0	0
American Indian/Alaskan Native:	0	0	0	0	0	0	0	0
Native Hawaiian/Other Pacific Islander:	0	0	0	0	0	0	0	0
American Indian/Alaskan Native & White:	0	0	0	0	0	0	0	0
Asian White:	0	0	0	0	0	0	0	0
Black/African American & White:	0	0	0	0	0	0	0	0
American Indian/Alaskan Native & Black/African American:	0	0	0	0	0	0	0	0
Other multi-racial:	0	0	0	0	0	0	0	0
Asian/Pacific Islander:	0	0	0	0	0	0	0	0
Hispanic:	0	0	0	0	0	0	0	0
Total:	0	0	0	0	0	0	0	0

Female-headed Households: 0 0 0

Income Category:

	Owner	Renter	Total	Person
Extremely Low	0	0	0	0
Low Mod	0	0	0	0
Moderate	0	0	0	0
Non Low Moderate	0	0	0	0
Total	0	0	0	0

Percent Low/Mod

Annual Accomplishments

No data returned for this view. This might be because the applied filter excludes all data.

PGM Year:	2020
Project:	0008 - HOMELESSNESS
IDIS Activity:	7581 - CITY SD-OPERATION SHELTER TO HOME-21

Status: Open Objective: Create suitable living environments
 Location: 1122 Broadway Ste 300 San Diego, CA 92101-5629 Outcome: Availability/accessibility
 Matrix Code: Other Public Services Not Listed in National Objective: LMC

Activity to prevent, prepare for, and respond to Coronavirus: Yes

Initial Funding Date: 06/01/2021

Description:

operation Shelter to HOME with FY 21 reprogrammed funds

Financing

Fund Type	Grant Year	Grant	Funded Amount	Drawn In Program Year	Drawn Thru Program Year
	Pre-2015		\$596,927.79	\$0.00	\$0.00
	2014	B14MC060542		\$596,927.79	\$596,927.79

CDBG	EN	2015	B15MC060542	\$1,332,504.75	\$1,332,504.75	\$1,332,504.75
		2016	B16MC060542	\$1,272,834.96	\$1,272,834.96	\$1,272,834.96
		2020	B20MC060542	\$11,840.37	\$2,145.37	\$2,145.37
	PI			\$1,819,482.35	\$1,819,482.35	\$1,819,482.35
Total	Total			\$5,033,590.22	\$5,023,895.22	\$5,023,895.22

Proposed Accomplishments

People (General) : 1

Actual Accomplishments

Number assisted:

	Owner		Renter		Total		Person	
	Total	Hispanic	Total	Hispanic	Total	Hispanic	Total	Hispanic
White:	0	0	0	0	0	0		0
Black/African American:	0	0	0	0	0	0	0	0
Asian:	0	0	0	0	0	0	0	0
American Indian/Alaskan Native:	0	0	0	0	0	0	0	0
Native Hawaiian/Other Pacific Islander:	0	0	0	0	0	0	0	0
American Indian/Alaskan Native & White:	0	0	0	0	0	0	0	0
Asian White:	0	0	0	0	0	0	0	0
Black/African American & White:	0	0	0	0	0	0	0	0
American Indian/Alaskan Native & Black/African American:	0	0	0	0	0	0	0	0
Other multi-racial:	0	0	0	0	0	0	0	0
Asian/Pacific Islander:	0	0	0	0	0	0	0	0
Hispanic:	0	0	0	0	0	0	0	0
Total:	0	0	0	0	0	0	0	0

Female-headed Households:

0	0	0
---	---	---

Income Category:


	Owner	Renter	Total	Person
Extremely Low	0	0	0	0
Low Mod	0	0	0	0
Moderate	0	0	0	0
Non Low Moderate	0	0	0	0
Total	0	0	0	0

Percent Low/Mod

Annual Accomplishments

No data returned for this view. This might be because the applied filter excludes all data.

Total Funded Amount:	\$170,889,577.04
Total Drawn Thru Program Year:	\$85,455,346.42
Total Drawn In Program Year:	\$46,998,666.36



SAN DIEGO

Count of CDBG Activities with Disbursements by Activity Group & Matrix Code

Activity Group	Activity Category	Open Count	Open Activities Disbursed	Completed Count	Completed Activities Disbursed	Program Year Count	Total Activities Disbursed
Acquisition	Acquisition of Real Property (01)	0	\$0.00	2	\$293,275.00	2	\$293,275.00
	Total Acquisition	0	\$0.00	2	\$293,275.00	2	\$293,275.00
Economic Development	ED Direct Financial Assistance to For-ED Technical Assistance (18B)	4	\$0.00	1	\$30,000.00	5	\$30,000.00
		3	\$419,858.56	0	\$0.00	3	\$419,858.56
	Micro-Enterprise Assistance (18C)	11	\$669,076.02	10	\$759,909.45	21	\$1,428,985.47
	Total Economic Development	18	\$1,088,934.58	11	\$789,909.45	29	\$1,878,844.03
Housing	Homeownership Assistance-excluding Rehab; Single-Unit Residential (14A)	1	\$4,000,000.00	0	\$0.00	1	\$4,000,000.00
		2	\$728,085.12	0	\$0.00	2	\$728,085.12
	Rehab; Multi-Unit Residential (14B)	2	\$2,769.00	3	\$181,521.40	5	\$184,290.40
	Total Housing	5	\$4,730,854.12	3	\$181,521.40	8	\$4,912,375.52
Public Facilities and Improvements	Senior Centers (03A)	1	\$145,549.00	1	\$317,122.00	2	\$462,671.00
	Facility for Persons with Disabilities	0	\$0.00	1	\$275,064.00	1	\$275,064.00
	Homeless Facilities (not operating costs)	7	\$379,263.06	1	\$196,858.71	8	\$576,121.77
	Youth Centers (03D)	1	\$5,500,000.00	1	\$232,950.15	2	\$5,732,950.15
	Neighborhood Facilities (03E)	4	\$1,198,730.98	3	\$0.00	7	\$1,198,730.98
	Parks, Recreational Facilities (03F)	3	\$3,962,133.60	2	\$22,708.81	5	\$3,984,842.41
	Street Improvements (03K)	1	\$0.00	0	\$0.00	1	\$0.00
	Sidewalks (03L)	1	\$314,449.99	2	\$0.00	3	\$314,449.99
	Health Facilities (03P)	5	\$1,393,864.52	3	\$288,558.00	8	\$1,682,422.52
	Abused and Neglected Children Facilities	1	\$0.00	0	\$0.00	1	\$0.00
	Other Public Improvements Not Listed in Total Public Facilities and Improvements	0	\$0.00	2	\$172,639.31	2	\$172,639.31
	Total Public Facilities and Improvements	24	\$12,893,991.15	16	\$1,505,900.98	40	\$14,399,892.13
Public Services	Operating Costs of Homeless/AIDS	3	\$2,100,021.68	9	\$1,651,356.29	12	\$3,751,377.97
	Senior Services (05A)	1	\$0.00	2	\$26,649.31	3	\$26,649.31
	Youth Services (05D)	5	\$241,476.00	7	\$235,922.68	12	\$477,398.68
	Substance Abuse Services (05F)	1	\$25,866.87	1	\$104,594.77	2	\$130,461.64
	Employment Training (05H)	5	\$1,461,656.00	12	\$293,328.15	17	\$1,754,984.15
	Health Services (05M)	2	\$30,961.14	1	\$60,876.83	3	\$91,837.97
	Mental Health Services (05O)	1	\$0.00	4	\$71,687.86	5	\$71,687.86
	Subsistence Payment (05Q)	3	\$5,400,000.00	0	\$0.00	3	\$5,400,000.00
	Food Banks (05W)	5	\$0.00	0	\$0.00	5	\$0.00
	Other Public Services Not Listed in 05A- Total Public Services	14	\$9,623,409.74	7	\$101,458.25	21	\$9,724,867.99
	Total Public Services	40	\$18,883,391.43	43	\$2,545,874.14	83	\$21,429,265.57
General Administration and Planning	Planning (20)	1	\$0.00	0	\$0.00	1	\$0.00
	General Program Administration (21A)	4	\$3,788,804.58	1	\$0.00	5	\$3,788,804.58
	Fair Housing Activities (subject to 20% Total General Administration and Planning)	1	\$150,000.00	1	\$146,209.53	2	\$296,209.53
	Total General Administration and Planning	6	\$3,938,804.58	2	\$146,209.53	8	\$4,085,014.11
Grand Total		93	\$41,535,975.86	77	\$5,462,690.50	170	\$46,998,666.36

CDBG Sum of Actual Accomplishments by Activity Group and Accomplishment Type

Activity Group	Matrix Code	Accomplishment Type	Open Count	Completed Count	Program Year Totals
Acquisition	Acquisition of Real Property (01)	Persons	0	0	0
		Public Facilities	0	0	0
	Total Acquisition		0	0	0
Economic Development	ED Direct Financial Assistance to For-Profits (18A)	Business	0	0	0
		Jobs	20	53	73
	ED Technical Assistance (18B)	Business	0	0	0
		Jobs	0	0	0
	Micro-Enterprise Assistance (18C)	Business	199	502	701
		Jobs	8	0	8
	Total Economic Development		227	555	782
Housing	Homeownership Assistance-excluding Housing	Households	0	0	0
	Rehab; Single-Unit Residential (14A)	Housing Units	16	0	16
	Rehab; Multi-Unit Residential (14B)	Housing Units	0	223	223
	Total Housing		16	223	239
Public Facilities and	Senior Centers (03A)	Public Facilities	0	404	404

Improvements	Facility for Persons with Disabilities (03B)	Public Facilities	0	17	17
	Homeless Facilities (not operating costs) (03C)	Public Facilities	0	400	400
	Youth Centers (03D)	Public Facilities	0	22	22
	Neighborhood Facilities (03E)	Public Facilities	252,820	57,055	309,875
	Parks, Recreational Facilities (03F)	Public Facilities	0	16,800	16,800
	Street Improvements (03K)	Persons	0	0	0
	Sidewalks (03L)	Public Facilities	102,685	86,280	188,965
	Health Facilities (03P)	Public Facilities	64	3,566	3,630
	Abused and Neglected Children Facilities (03Q)	Public Facilities	0	0	0
	Other Public Improvements Not Listed in 03A-03S	Public Facilities	0	367	367
Total Public Facilities and Improvements			355,569	164,911	520,480
Public Services	Operating Costs of Homeless/AIDS Patients	Persons	1,031	19,666	20,697
	Senior Services (05A)	Persons	0	259	259
	Youth Services (05D)	Persons	419	873	1,292
	Substance Abuse Services (05F)	Persons	0	1,881	1,881
	Employment Training (05H)	Persons	339	816	1,155
	Health Services (05M)	Persons	380	450	830
	Mental Health Services (05O)	Persons	0	388	388
	Subsistence Payment (05Q)	Persons	1,320	0	1,320
	Food Banks (05W)	Persons	0	0	0
	Other Public Services Not Listed in 05A-05Y, 03T	Persons	0	1,473	1,473
Total Public Services			3,489	25,806	29,295
Grand Total			359,301	191,495	550,796

CDBG Beneficiaries by Racial / Ethnic Category

Housing-Non Housing	Race	Total Persons	Total Hispanic Persons	Total Households	Total Hispanic Households
Housing	White	0	0	160	45
	Black/African American	0	0	49	1
	Asian	0	0	6	0
	American Indian/Alaskan Native	0	0	9	3
	Native Hawaiian/Other Pacific Islander	0	0	5	1
	Asian & White	0	0	1	0
	Other multi-racial	0	0	9	0
	Total Housing	0	0	239	50
Non Housing	White	21,300	8,193	0	0
	Black/African American	7,965	384	0	0
	Asian	1,692	70	0	0
	American Indian/Alaskan Native	1,264	303	0	0
	Native Hawaiian/Other Pacific Islander	391	65	0	0
	American Indian/Alaskan Native & White	164	49	0	0
	Asian & White	109	10	0	0
	Black/African American & White	230	39	0	0
	Amer. Indian/Alaskan Native & Black/African Amer.	204	27	0	0
	Other multi-racial	1,714	1,071	0	0
Total Non Housing	35,033	10,211	0	0	
Grand Total	White	21,300	8,193	160	45
	Black/African American	7,965	384	49	1
	Asian	1,692	70	6	0
	American Indian/Alaskan Native	1,264	303	9	3
	Native Hawaiian/Other Pacific Islander	391	65	5	1
	American Indian/Alaskan Native & White	164	49	0	0
	Asian & White	109	10	1	0
	Black/African American & White	230	39	0	0
	Amer. Indian/Alaskan Native & Black/African	204	27	0	0
	Other multi-racial	1,714	1,071	9	0
Total Grand Total	35,033	10,211	239	50	

CDBG Beneficiaries by Income Category

	Income Levels	Owner Occupied	Renter Occupied	Persons
Housing	Extremely Low (<=30%)	0	211	0
	Low (>30% and <=50%)	0	12	0
	Mod (>50% and <=80%)	0	0	0
	Total Low-Mod	0	223	0
	Non Low-Mod (>80%)	0	0	0
	Total Beneficiaries	0	223	0
Non Housing	Extremely Low (<=30%)	0	0	12,153
	Low (>30% and <=50%)	0	0	811

Mod (>50% and <=80%)	0	0	262
Total Low-Mod	0	0	13,226
Non Low-Mod (>80%)	0	0	1,084
Total Beneficiaries	0	0	14,310



U.S. Department of Housing and Urban Development
 Office of Community Planning and Development
 Integrated Disbursement and Information System
 HOME Summary of Accomplishments

DATE: 09-27-21
 TIME: 15:10
 PAGE: 1

Program Year: 2020
 Start Date 01-Jul-2020 - End Date 30-Jun-2021

SAN DIEGO
Home Disbursements and Unit Completions

Activity Type	Disbursed Amount	Units Completed	Units Occupied
Rentals	\$3,950,000.00	41	41
First Time Homebuyers	\$3,101,989.25	50	50
Total, Rentals and TBRA	\$3,950,000.00	41	41
Total, Homebuyers and Homeowners	\$3,101,989.25	50	50
Grand Total	\$7,051,989.25	91	91

Home Unit Completions by Percent of Area Median Income

Activity Type						Units Completed	
	0% - 30%	31% - 50%	51% - 60%	61% - 80%	Total 0% - 60%	Total 0% - 80%	
Rentals	41	0	0	0	41	41	
First Time Homebuyers	0	3	15	32	18	50	
Total, Rentals and TBRA	41	0	0	0	41	41	
Total, Homebuyers and Homeowners	0	3	15	32	18	50	
Grand Total	41	3	15	32	59	91	

Home Unit Reported As Vacant

Activity Type	Reported as Vacant
Rentals	0
First Time Homebuyers	0
Total, Rentals and TBRA	0
Total, Homebuyers and Homeowners	0
Grand Total	0

Home Unit Completions by Racial / Ethnic Category

	Rentals		First Time Homebuyers	
	Completed	Completed -	Completed	Completed -
White	22	4	47	38
Black/African American	13	0	1	0
Asian	0	0	2	0
Native Hawaiian/Other Pacific Islander	1	0	0	0
Other multi-racial	5	4	0	0
Total	41	8	50	38

	Total, Homebuyers and				Grand Total	
	Total, Rentals and TBRA		Homeowners		Units Completed	Units Completed - Hispanics
	Units Completed	Units Completed - Hispanics	Units Completed	Units Completed - Hispanics		
White	22	4	47	38	69	42
Black/African American	13	0	1	0	14	0
Asian	0	0	2	0	2	0
Native Hawaiian/Other Pacific Islander	1	0	0	0	1	0
Other multi-racial	5	4	0	0	5	4
Total	41	8	50	38	91	46



PART I: SUMMARY OF CDBG RESOURCES

01 UNEXPENDED CDBG FUNDS AT END OF PREVIOUS PROGRAM YEAR	56,913,062.69
02 ENTITLEMENT GRANT	12,278,159.00
03 SURPLUS URBAN RENEWAL	0.00
04 SECTION 108 GUARANTEED LOAN FUNDS	0.00
05 CURRENT YEAR PROGRAM INCOME	15,379,898.37
05a CURRENT YEAR SECTION 108 PROGRAM INCOME (FOR SI TYPE)	0.00
06 FUNDS RETURNED TO THE LINE-OF-CREDIT	0.00
06a FUNDS RETURNED TO THE LOCAL CDBG ACCOUNT	0.00
07 ADJUSTMENT TO COMPUTE TOTAL AVAILABLE	0.00
08 TOTAL AVAILABLE (SUM, LINES 01-07)	84,571,120.06

PART II: SUMMARY OF CDBG EXPENDITURES

09 DISBURSEMENTS OTHER THAN SECTION 108 REPAYMENTS AND PLANNING/ADMINISTRATION	34,714,589.92
10 ADJUSTMENT TO COMPUTE TOTAL AMOUNT SUBJECT TO LOW/MOD BENEFIT	0.00
11 AMOUNT SUBJECT TO LOW/MOD BENEFIT (LINE 09 + LINE 10)	34,714,589.92
12 DISBURSED IN IDIS FOR PLANNING/ADMINISTRATION	3,792,087.37
13 DISBURSED IN IDIS FOR SECTION 108 REPAYMENTS	0.00
14 ADJUSTMENT TO COMPUTE TOTAL EXPENDITURES	0.00
15 TOTAL EXPENDITURES (SUM, LINES 11-14)	38,506,677.29
16 UNEXPENDED BALANCE (LINE 08 - LINE 15)	46,064,442.77

PART III: LOWMOD BENEFIT THIS REPORTING PERIOD

17 EXPENDED FOR LOW/MOD HOUSING IN SPECIAL AREAS	0.00
18 EXPENDED FOR LOW/MOD MULTI-UNIT HOUSING	0.00
19 DISBURSED FOR OTHER LOW/MOD ACTIVITIES	34,530,299.52
20 ADJUSTMENT TO COMPUTE TOTAL LOW/MOD CREDIT	0.00
21 TOTAL LOW/MOD CREDIT (SUM, LINES 17-20)	34,530,299.52
22 PERCENT LOW/MOD CREDIT (LINE 21/LINE 11)	99.47%

LOW/MOD BENEFIT FOR MULTI-YEAR CERTIFICATIONS

23 PROGRAM YEARS(PY) COVERED IN CERTIFICATION	PY: PY: PY:
24 CUMULATIVE NET EXPENDITURES SUBJECT TO LOW/MOD BENEFIT CALCULATION	0.00
25 CUMULATIVE EXPENDITURES BENEFITING LOW/MOD PERSONS	0.00
26 PERCENT BENEFIT TO LOW/MOD PERSONS (LINE 25/LINE 24)	0.00%

PART IV: PUBLIC SERVICE (PS) CAP CALCULATIONS

27 DISBURSED IN IDIS FOR PUBLIC SERVICES	13,230,203.24
28 PS UNLIQUIDATED OBLIGATIONS AT END OF CURRENT PROGRAM YEAR	3,704,734.90
29 PS UNLIQUIDATED OBLIGATIONS AT END OF PREVIOUS PROGRAM YEAR	3,202,399.76
30 ADJUSTMENT TO COMPUTE TOTAL PS OBLIGATIONS	(6,824,347.41)
31 TOTAL PS OBLIGATIONS (LINE 27 + LINE 28 - LINE 29 + LINE 30)	6,908,190.97
32 ENTITLEMENT GRANT	12,278,159.00
33 PRIOR YEAR PROGRAM INCOME	34,231,737.33
34 ADJUSTMENT TO COMPUTE TOTAL SUBJECT TO PS CAP	0.00
35 TOTAL SUBJECT TO PS CAP (SUM, LINES 32-34)	46,509,896.33
36 PERCENT FUNDS OBLIGATED FOR PS ACTIVITIES (LINE 31/LINE 35)	14.85%

PART V: PLANNING AND ADMINISTRATION (PA) CAP

37 DISBURSED IN IDIS FOR PLANNING/ADMINISTRATION	3,792,087.37
38 PA UNLIQUIDATED OBLIGATIONS AT END OF CURRENT PROGRAM YEAR	584,156.37
39 PA UNLIQUIDATED OBLIGATIONS AT END OF PREVIOUS PROGRAM YEAR	4,620,207.11
40 ADJUSTMENT TO COMPUTE TOTAL PA OBLIGATIONS	1,774,570.72
41 TOTAL PA OBLIGATIONS (LINE 37 + LINE 38 - LINE 39 +LINE 40)	1,530,607.35
42 ENTITLEMENT GRANT	12,278,159.00
43 CURRENT YEAR PROGRAM INCOME	15,379,898.37
44 ADJUSTMENT TO COMPUTE TOTAL SUBJECT TO PA CAP	0.00
45 TOTAL SUBJECT TO PA CAP (SUM, LINES 42-44)	27,658,057.37
46 PERCENT FUNDS OBLIGATED FOR PA ACTIVITIES (LINE 41/LINE 45)	5.53%

LINE 17 DETAIL: ACTIVITIES TO CONSIDER IN DETERMINING THE AMOUNT TO ENTER ON LINE 17

Report returned no data.

LINE 18 DETAIL: ACTIVITIES TO CONSIDER IN DETERMINING THE AMOUNT TO ENTER ON LINE 18

Plan Year	IDIS Project	IDIS	Activity	Activity Name	Matrix Code	National Objective	Drawn Amount
2018	4	7226		CHICANO FEDERATION-WINDOW-19	14B	LMH	\$181,521.40
2020	6	7488		CHICANO FED-HAW 1-21	14B	LMH	\$2,769.00
Total							\$184,290.40
							Matrix Code 14B \$184,290.40

LINE 19 DETAIL: ACTIVITIES INCLUDED IN THE COMPUTATION OF LINE 19

Plan Year	IDIS Project	IDIS Activity	Voucher Number	Activity Name	Matrix Code	National Objective	Drawn Amount
2017	5	7151	6464501	CITY SD-ED-HMLSS NAV ACQ-18	01	LMC	\$293,275.00

						01	Matrix Code 01	\$293,275.00
2019	6	7381	6501524	NEIGHBORHOOD HOUSE-NUT CTR-20		03A	LMC	\$84,436.00
2019	6	7381	6535063	NEIGHBORHOOD HOUSE-NUT CTR-20		03A	LMC	\$61,113.00
2019	6	7383	6432512	ST PAUL-PACE REASNER-20		03A	LMC	\$151,940.00
2019	6	7383	6464501	ST PAUL-PACE REASNER-20		03A	LMC	\$164,787.80
2019	6	7383	6535063	ST PAUL-PACE REASNER-20		03A	LMC	\$394.20
						03A	Matrix Code 03A	\$462,671.00
2018	2	7194	6432466	NORTH SHORES VOCATIONAL CENTER-19		03B	LMC	\$27,506.00
2018	2	7194	6464501	NORTH SHORES VOCATIONAL CENTER-19		03B	LMC	\$220,052.00
2018	2	7194	6501524	NORTH SHORES VOCATIONAL CENTER-19		03B	LMC	\$27,506.00
						03B	Matrix Code 03B	\$275,064.00
2017	6	7127	6432466	CITY SD-ED-HOMELESS FAC REHAB		03C	LMC	\$136,016.47
2017	6	7127	6464501	CITY SD-ED-HOMELESS FAC REHAB		03C	LMC	\$57,310.81
2017	6	7127	6483410	CITY SD-ED-HOMELESS FAC REHAB		03C	LMC	\$1,961.39
2017	6	7127	6501524	CITY SD-ED-HOMELESS FAC REHAB		03C	LMC	\$1,404.51
2017	6	7127	6535063	CITY SD-ED-HOMELESS FAC REHAB		03C	LMC	\$165.53
2019	6	7502	6501524	NTC-VVSD-20		03C	LMC	\$233,195.63
2019	6	7503	6483410	NTC-SDYS-20		03C	LMC	\$67,060.44
2019	6	7503	6535063	NTC-SDYS-20		03C	LMC	\$79,006.99
						03C	Matrix Code 03C	\$576,121.77
2019	6	7377	6432512	ACCESS YOUTH ACADEMY SE-20		03D	LMC	\$695,975.18
2019	6	7377	6464501	ACCESS YOUTH ACADEMY SE-20		03D	LMC	\$2,462,072.51
2019	6	7377	6483410	ACCESS YOUTH ACADEMY SE-20		03D	LMC	\$1,747,363.01
2019	6	7377	6501524	ACCESS YOUTH ACADEMY SE-20		03D	LMC	\$584,894.30
2019	6	7377	6535063	ACCESS YOUTH ACADEMY SE-20		03D	LMC	\$9,695.00
2019	6	7380	6501524	NEIGHBORHOOD HOUSE-41ST ST-20		03D	LMC	\$111,000.00
2019	6	7380	6535063	NEIGHBORHOOD HOUSE-41ST ST-20		03D	LMC	\$121,950.15
						03D	Matrix Code 03D	\$5,732,950.15
2017	3	7039	6432466	BAY TERRACES COMMUNITY CTR-18		03E	LMA	\$2,075.18
2017	3	7042	6432466	PARK DE LA CRUZ COMMUNITY CTR-18		03E	LMA	\$20,448.60
2017	3	7042	6464501	PARK DE LA CRUZ COMMUNITY CTR-18		03E	LMA	\$17,128.39
2017	3	7042	6483410	PARK DE LA CRUZ COMMUNITY CTR-18		03E	LMA	\$78,840.84
2018	3	7223	6432466	BAY TERRACES COMMUNITY CTR-19		03E	LMA	\$823,575.99
2018	3	7223	6464501	BAY TERRACES COMMUNITY CTR-19		03E	LMA	\$119,903.25
2018	3	7223	6483410	BAY TERRACES COMMUNITY CTR-19		03E	LMA	\$112,589.17
2018	3	7223	6501524	BAY TERRACES COMMUNITY CTR-19		03E	LMA	\$12,662.92
2018	3	7223	6535063	BAY TERRACES COMMUNITY CTR-19		03E	LMA	\$11,506.64
						03E	Matrix Code 03E	\$1,198,730.98
2017	3	7041	6432466	MEMORIAL COMM PARK PLAYGRD ADA-18		03F	LMA	\$958.81
2017	3	7043	6501524	SILVER WING PK BALLFIELD LIGHT-18		03F	LMA	\$21,750.00
2019	8	7350	6432512	CITY SD SE MINI PARK IMP-20		03F	LMA	\$582,246.75
2019	8	7350	6464501	CITY SD SE MINI PARK IMP-20		03F	LMA	\$753,236.55
2019	8	7350	6483410	CITY SD SE MINI PARK IMP-20		03F	LMA	\$542,854.30
2019	8	7350	6501524	CITY SD SE MINI PARK IMP-20		03F	LMA	\$390,019.89
2019	8	7350	6535063	CITY SD SE MINI PARK IMP-20		03F	LMA	\$271,535.07
2019	8	7425	6501524	CITY SD-CITY HEIGHTS POOL CIP-20		03F	LMC	\$706,582.98
2019	8	7425	6535063	CITY SD-CITY HEIGHTS POOL CIP-20		03F	LMC	\$592,820.17
2020	5	7467	6464501	CITY CIP-ISLAND AVE MIN PK-21		03F	LMA	\$27,327.17
2020	5	7467	6483410	CITY CIP-ISLAND AVE MIN PK-21		03F	LMA	\$38,758.44
2020	5	7467	6501524	CITY CIP-ISLAND AVE MIN PK-21		03F	LMA	\$31,495.44
2020	5	7467	6535063	CITY CIP-ISLAND AVE MIN PK-21		03F	LMA	\$25,256.84
						03F	Matrix Code 03F	\$3,984,842.41
2020	5	7466	6432512	CITY CIP-SIDEWALK PROJECTS-21		03L	LMA	\$169,020.29
2020	5	7466	6483410	CITY CIP-SIDEWALK PROJECTS-21		03L	LMA	\$145,429.70
						03L	Matrix Code 03L	\$314,449.99
2018	2	7180	6432466	CENTRO SAN YSIDRO-HEALTH-19		03P	LMC	\$17,100.00
2018	2	7180	6464501	CENTRO SAN YSIDRO-HEALTH-19		03P	LMC	\$242,582.50
2018	2	7180	6483410	CENTRO SAN YSIDRO-HEALTH-19		03P	LMC	\$194,796.55
2018	2	7200	6483410	SD AMERICAN INDIAN HLTH CTR-19		03P	LMC	\$274,130.10
2018	2	7200	6501524	SD AMERICAN INDIAN HLTH CTR-19		03P	LMC	\$14,427.90
2018	2	7211	6432466	ST PAUL MCCOLL HLTH CTR-19		03P	LMC	\$487,070.26
2018	2	7211	6537941	ST PAUL MCCOLL HLTH CTR-19		03P	LMC	\$7,886.59
2019	6	7378	6483410	FAMILY HLTH CTR-LOGAN HEIGHTS-20		03P	LMC	\$35,155.98
2019	6	7378	6501524	FAMILY HLTH CTR-LOGAN HEIGHTS-20		03P	LMC	\$43,247.64
2019	6	7379	6464501	LA MAESTRA HEALTH CENTER-20		03P	LMC	\$13,650.06
2019	6	7379	6483410	LA MAESTRA HEALTH CENTER-20		03P	LMC	\$83,242.53
2019	6	7379	6501524	LA MAESTRA HEALTH CENTER-20		03P	LMC	\$60,231.23
2019	6	7379	6535063	LA MAESTRA HEALTH CENTER-20		03P	LMC	\$208,901.18
						03P	Matrix Code 03P	\$1,682,422.52
2018	8	7234	6432466	CITY SD-ED-HOMELESS FAC SVC-19		03T	LMC	\$595,897.27
2018	8	7234	6464501	CITY SD-ED-HOMELESS FAC SVC-19		03T	LMC	\$200,549.41
2019	7	7351	6432512	LA MAESTRA HEALTH SERVICES-20		03T	LMC	\$38,074.62

2019	7	7355	6432512	SD HSG COMM-DAY CENTER-20	03T	LMC	\$262,204.44
2019	7	7356	6432512	SD HSG COMM-CONNECTIONS-20	03T	LMC	\$160,823.94
2019	7	7356	6464501	SD HSG COMM-CONNECTIONS-20	03T	LMC	\$4.14
2019	7	7357	6432512	SD HSG COMM-CORTEZ-20	03T	LMC	\$118,167.04
2019	7	7358	6432512	SD HSG COMM-INTERIM HOUSING-20	03T	LMC	\$161,736.54
2020	8	7496	6483410	SD HSG COMM-INTERIM HOUSING-21	03T	LMC	\$267,351.00
2020	8	7497	6483410	SD HSG COMM-FAMILY SHELTER-21	03T	LMC	\$116,509.00
2020	8	7498	6483410	SD HSG COMM-CONNECTIONS-21	03T	LMC	\$303,575.00
2020	8	7499	6483410	SD HSG COMM-DAY CENTER-21	03T	LMC	\$526,485.57
2020	8	7573	6501524	HOMELESS RESPONSE CTR-21	03T	LMC	\$1,000,000.00
					03T	Matrix Code 03T	\$3,751,377.97
2018	2	7214	6432466	URBAN CORPS-FACILITY IMP-19	03Z	LMC	\$172,639.31
					03Z	Matrix Code 03Z	\$172,639.31
2019	3	7366	6432512	MEALS-HOME DELIVERED-20	05A	LMC	\$14,292.86
2019	7	7353	6432512	SERVING SENIORS-20	05A	LMC	\$12,356.45
					05A	Matrix Code 05A	\$26,649.31
2019	2	7341	6432512	CASA FAMILIAR INC-20	05D	LMC	\$28,488.82
2019	2	7346	6535063	SD WORKFORCE PART-HIRE YTH-20	05D	LMC	\$66,342.00
2019	2	7347	6501524	SD WORKFORCE PART-C2C-20	05D	LMC	\$7,015.24
2019	2	7347	6535063	SD WORKFORCE PART-C2C-20	05D	LMC	\$112,718.76
2019	3	7361	6483410	CITY SD LIB-LIBRARY NEXT-20	05D	LMC	\$50,400.00
2019	3	7367	6432512	OCEAN DISCOVERY-EMPOWERING-20	05D	LMC	\$33,474.32
2019	3	7368	6432512	ORGANIZATION IN TRG-YOUTH LEAD-20	05D	LMC	\$3,440.00
2019	3	7368	6483410	ORGANIZATION IN TRG-YOUTH LEAD-20	05D	LMC	\$6,275.00
2019	3	7370	6432512	REALITY CHANGERS-COLLEGE-20	05D	LMC	\$23,872.10
2019	3	7372	6464501	SD PRO ART VOICES-YOUTH CHORAL-20	05D	LMC	\$5,000.00
2019	3	7373	6432512	SPACE 4 ART-STEAM TO STREETS-20	05D	LMC	\$7,371.55
2019	3	7373	6464501	SPACE 4 ART-STEAM TO STREETS-20	05D	LMC	\$14,408.16
2019	3	7373	6483410	SPACE 4 ART-STEAM TO STREETS-20	05D	LMC	\$11,539.69
2019	3	7374	6432512	VOICES FOR CHILDREN-20	05D	LMC	\$57,053.04
2020	9	7475	6464501	OCEANS DISCOVERY-EM COMM THROUGH SCIENCE-21	05D	LMC	\$9,758.34
2020	9	7475	6483410	OCEANS DISCOVERY-EM COMM THROUGH SCIENCE-21	05D	LMC	\$17,638.54
2020	9	7475	6501524	OCEANS DISCOVERY-EM COMM THROUGH SCIENCE-21	05D	LMC	\$15,274.85
2020	9	7475	6535063	OCEANS DISCOVERY-EM COMM THROUGH SCIENCE-21	05D	LMC	\$7,328.27
					05D	Matrix Code 05D	\$477,398.68
2019	3	7362	6432512	FAMILY HLTH CTR-SAFE POINT SD-20	05F	LMC	\$92,926.61
2019	3	7362	6483410	FAMILY HLTH CTR-SAFE POINT SD-20	05F	LMC	\$11,668.16
2020	9	7473	6501524	FAMILY HLTH CTR-SAFE POINT SD-21	05F	LMC	\$5,641.29
2020	9	7473	6535063	FAMILY HLTH CTR-SAFE POINT SD-21	05F	LMC	\$20,225.58
					05F	Matrix Code 05F	\$130,461.64
2018	2	7193	6432466	NEW AMERICANS MUSEUM-19	05H	LMC	\$4,294.02
2018	2	7193	6483410	NEW AMERICANS MUSEUM-19	05H	LMC	\$2,076.63
2019	2	7342	6432512	CTR EMP OPP-EMP REENTRY-20	05H	LMC	\$12,673.16
2019	2	7343	6432512	GRID ALTERNATIVES-INSTALLER-20	05H	LMC	\$19,369.51
2019	2	7343	6464501	GRID ALTERNATIVES-INSTALLER-20	05H	LMC	\$14,865.54
2019	2	7343	6483410	GRID ALTERNATIVES-INSTALLER-20	05H	LMC	\$14,907.78
2019	2	7343	6535063	GRID ALTERNATIVES-INSTALLER-20	05H	LMC	\$7,306.31
2019	2	7344	6432512	INTER RESCUE COMM-PROJECT CHOP-20	05H	LMC	\$26,585.16
2019	2	7345	6432512	KITCHENS 4 GOOD-PROJECT LAUNCH-20	05H	LMC	\$27,124.17
2019	2	7348	6535063	SD WORKFORCE PART-CODE SD-20	05H	LMC	\$409,727.00
2019	2	7384	6432512	HOME START-WORKFORCE DEV-20	05H	LMC	\$3,391.24
2019	3	7369	6432512	PAVING GREAT FUTURES-CHAMP-20	05H	LMC	\$10,829.96
2020	1	7470	6483410	IRC-MAKE BETTER FUTURES PROJECT-21	05H	LMC	\$11,289.16
2020	1	7470	6501524	IRC-MAKE BETTER FUTURES PROJECT-21	05H	LMC	\$17,877.43
2020	1	7470	6535063	IRC-MAKE BETTER FUTURES PROJECT-21	05H	LMC	\$22,762.41
2020	1	7471	6464501	KITCHENS FOR GOOD-PROJECT LAUNCH-21	05H	LMC	\$16,399.88
2020	1	7471	6483410	KITCHENS FOR GOOD-PROJECT LAUNCH-21	05H	LMC	\$57,875.93
2020	1	7471	6501524	KITCHENS FOR GOOD-PROJECT LAUNCH-21	05H	LMC	\$45,241.19
2020	1	7471	6535063	KITCHENS FOR GOOD-PROJECT LAUNCH-21	05H	LMC	\$30,387.67
2020	1	7472	6535063	SDWP-CONNECT2CAREERS-21	05H	LMC	\$500,000.00
2020	1	7519	6535063	SDWP-TECH HIRE-21	05H	LMC	\$500,000.00
					05H	Matrix Code 05H	\$1,754,984.15
2019	7	7352	6432512	FATHER JOES'S VILLAGES-HOPE-20	05M	LMC	\$11,339.90
2020	9	7474	6464501	MAMAS KITCHEN-MEAL SERVICE-21	05M	LMC	\$10,833.35
2020	9	7474	6483410	MAMAS KITCHEN-MEAL SERVICE-21	05M	LMC	\$11,570.09
2020	9	7474	6501524	MAMAS KITCHEN-MEAL SERVICE-21	05M	LMC	\$10,833.39
2020	9	7474	6535063	MAMAS KITCHEN-MEAL SERVICE-21	05M	LMC	\$27,640.00
2020	9	7476	6535063	SD LGBT COMM CTR-HEALTH SERVICES PROG-21	05M	LMC	\$19,621.24
					05M	Matrix Code 05M	\$91,837.97
2019	3	7359	6432512	ALMA COMM-ACC PARENTING-20	05O	LMC	\$4,916.30
2019	3	7359	6464501	ALMA COMM-ACC PARENTING-20	05O	LMC	\$5,856.29
2019	3	7359	6483410	ALMA COMM-ACC PARENTING-20	05O	LMC	\$2,040.58
2019	3	7364	6464501	LAUNCHING LEGACIES-SOCIAL CONN-20	05O	LMC	\$899.65

2019	3	7371	6432512	SD LGBT COMMUNITY CENTER-20	050	LMC	\$35,335.69
2019	3	7371	6464501	SD LGBT COMMUNITY CENTER-20	050	LMC	\$19,331.65
2019	3	7376	6432512	WAVE ACADEMY-20	050	LMC	\$3,307.70
					050	Matrix Code 050	\$71,687.86
2020	9	7515	6432512	CITY SD-PS RENTAL ASSISTANCE-21	05Q	LMC	\$1,800,000.00
					05Q	Matrix Code 05Q	\$1,800,000.00
2019	3	7360	6432512	BAYSIDE COMM CTR-SOCIAL SVCES-20	05Z	LMC	\$19,856.13
2019	3	7360	6464501	BAYSIDE COMM CTR-SOCIAL SVCES-20	05Z	LMC	\$12,043.72
2019	3	7360	6483410	BAYSIDE COMM CTR-SOCIAL SVCES-20	05Z	LMC	\$8,435.46
2019	3	7360	6501524	BAYSIDE COMM CTR-SOCIAL SVCES-20	05Z	LMC	\$4,205.38
2019	3	7363	6432512	KAREN ORGANIZATION OF SD-20	05Z	LMC	\$13,415.52
2019	3	7365	6432512	MAMA'S KITCHEN-HOME MEALS-20	05Z	LMC	\$21,227.76
2019	3	7375	6432512	URBAN GROWTH CSA-20	05Z	LMC	\$3,996.56
2019	3	7375	6464501	URBAN GROWTH CSA-20	05Z	LMC	\$2,890.00
2019	3	7375	6483410	URBAN GROWTH CSA-20	05Z	LMC	\$2,940.50
2019	3	7375	6501524	URBAN GROWTH CSA-20	05Z	LMC	\$1,347.50
2019	7	7354	6432512	WESLEY HOUSE 2ND START-20	05Z	LMC	\$8,480.04
2019	7	7354	6464501	WESLEY HOUSE 2ND START-20	05Z	LMC	\$2,619.68
2020	8	7581	6501524	CITY SD-OPERATION SHELTER TO HOME-21	05Z	LMC	\$1,819,482.35
2020	8	7581	6535063	CITY SD-OPERATION SHELTER TO HOME-21	05Z	LMC	\$3,204,412.87
2020	9	7552	6535063	BAYSIDE-COVID PS SERVICES-21	05Z	LMC	\$452.19
					05Z	Matrix Code 05Z	\$5,125,805.66
2020	6	7490	6483410	CITY SD-AFF HOUSING REVOLVING LOAN-21	13B	LMH	\$4,000,000.00
					13B	Matrix Code 13B	\$4,000,000.00
2018	4	7229	6432466	SD HABITAT 4 HUMANITY-HOME REP-19	14A	LMH	\$197,692.22
2018	4	7229	6464501	SD HABITAT 4 HUMANITY-HOME REP-19	14A	LMH	\$79,600.50
2018	4	7229	6483410	SD HABITAT 4 HUMANITY-HOME REP-19	14A	LMH	\$31,542.40
2018	4	7229	6501524	SD HABITAT 4 HUMANITY-HOME REP-19	14A	LMH	\$4,250.00
2019	4	7328	6483410	GRID ALTERNATIVES-SINGLE FAMILY-20	14A	LMH	\$415,000.00
					14A	Matrix Code 14A	\$728,085.12
2019	5	7338	6432512	CITY SD-SBRF-20	18A	LMJ	\$30,000.00
					18A	Matrix Code 18A	\$30,000.00
2018	5	7242	6432466	CITY SD-ED-EARLY-STAGE DEV ACCEL-19	18B	LMJ	\$142,641.44
2019	5	7337	6501524	CITY SD-EARLY STAGE DEV ACCEL-20	18B	LMA	\$277,217.12
					18B	Matrix Code 18B	\$419,858.56
2019	5	7329	6432512	ACCESS-MICROENTERPRISE-20	18C	LMCMC	\$53,022.62
2019	5	7329	6464501	ACCESS-MICROENTERPRISE-20	18C	LMCMC	\$26,348.28
2019	5	7329	6483410	ACCESS-MICROENTERPRISE-20	18C	LMCMC	\$12,387.22
2019	5	7329	6501524	ACCESS-MICROENTERPRISE-20	18C	LMCMC	\$12,352.99
2019	5	7329	6535063	ACCESS-MICROENTERPRISE-20	18C	LMCMC	\$11,990.27
2019	5	7330	6432512	ACCION-SAN DIEGO-20	18C	LMCMC	\$33,957.21
2019	5	7331	6432512	ALLIANCE FOR AFRICAN ASSIST-LEAP-20	18C	LMCMC	\$64,332.41
2019	5	7331	6464501	ALLIANCE FOR AFRICAN ASSIST-LEAP-20	18C	LMCMC	\$32,790.26
2019	5	7331	6483410	ALLIANCE FOR AFRICAN ASSIST-LEAP-20	18C	LMCMC	\$8,898.22
2019	5	7332	6432512	CITY HEIGHTS CDC-MICROENT-20	18C	LMCMC	\$20,237.97
2019	5	7335	6432512	HORN OF AFRICA-CH REFUGEE BUS-20	18C	LMCMC	\$26,108.21
2019	5	7336	6432512	INTER RESCUE COMM-MICROENT-20	18C	LMCMC	\$48,335.90
2019	5	7336	6464501	INTER RESCUE COMM-MICROENT-20	18C	LMCMC	\$12,977.18
2019	5	7339	6432512	SOMALI FAMILY-MICROENT-20	18C	LMC	\$63,975.21
2019	5	7339	6464501	SOMALI FAMILY-MICROENT-20	18C	LMC	\$23,301.26
2019	5	7340	6432512	SOUTHWEST COM CLGE-SMALL BUS-20	18C	LMCMC	\$96,375.90
2019	5	7340	6464501	SOUTHWEST COM CLGE-SMALL BUS-20	18C	LMCMC	\$0.09
2019	5	7385	6432512	LOGAN HTS CDC-NEW ENTREPRENEUR-20	18C	LMCMC	\$6,867.80
2019	5	7386	6483410	SOMALI BANTU-WE DREAM-20	18C	LMCMC	\$633.70
2019	5	7386	6501524	SOMALI BANTU-WE DREAM-20	18C	LMCMC	\$3,764.28
2020	4	7479	6464501	ACCION SD-MICROLENDING PROGRAM-21	18C	LMCMC	\$29,695.43
2020	4	7479	6483410	ACCION SD-MICROLENDING PROGRAM-21	18C	LMCMC	\$37,217.71
2020	4	7479	6501524	ACCION SD-MICROLENDING PROGRAM-21	18C	LMCMC	\$46,654.56
2020	4	7479	6535063	ACCION SD-MICROLENDING PROGRAM-21	18C	LMCMC	\$54,500.56
2020	4	7480	6464501	CHCDC-MICROENTERPRISE SUCCESS PROJECT-21	18C	LMCMC	\$7,726.44
2020	4	7480	6483410	CHCDC-MICROENTERPRISE SUCCESS PROJECT-21	18C	LMCMC	\$15,491.36
2020	4	7480	6501524	CHCDC-MICROENTERPRISE SUCCESS PROJECT-21	18C	LMCMC	\$28,919.74
2020	4	7480	6535063	CHCDC-MICROENTERPRISE SUCCESS PROJECT-21	18C	LMCMC	\$26,439.52
2020	4	7481	6483410	HORN OF AFRICA-SD MICROENTERPRISE-21	18C	LMCMC	\$33,361.99
2020	4	7481	6501524	HORN OF AFRICA-SD MICROENTERPRISE-21	18C	LMCMC	\$68,001.16
2020	4	7481	6535063	HORN OF AFRICA-SD MICROENTERPRISE-21	18C	LMCMC	\$67,501.06
2020	4	7482	6464501	IRC-PROJECT LEAP-21	18C	LMCMC	\$8,210.67
2020	4	7482	6483410	IRC-PROJECT LEAP-21	18C	LMCMC	\$28,776.51
2020	4	7482	6501524	IRC-PROJECT LEAP-21	18C	LMCMC	\$47,795.31
2020	4	7482	6535063	IRC-PROJECT LEAP-21	18C	LMCMC	\$29,355.27
2020	4	7483	6464501	KAREN ORG-REFUGEE MICROENTERPRISE SUPPORT-21	18C	LMCMC	\$6,378.19
2020	4	7483	6483410	KAREN ORG-REFUGEE MICROENTERPRISE SUPPORT-21	18C	LMCMC	\$14,459.11
2020	4	7483	6501524	KAREN ORG-REFUGEE MICROENTERPRISE SUPPORT-21	18C	LMCMC	\$9,130.01

2020	4	7483	6535063	KAREN ORG-REFUGEE MICROENTERPRISE SUPPORT-21	18C	LMCMC	\$14,482.68
2020	4	7485	6483410	MISSION EDGE-CITY SAIL-21	18C	LMCMC	\$25,992.91
2020	4	7485	6501524	MISSION EDGE-CITY SAIL-21	18C	LMCMC	\$85,038.16
2020	4	7485	6535063	MISSION EDGE-CITY SAIL-21	18C	LMCMC	\$72,517.72
2020	4	7486	6464501	PAVING GREAT FUTURES-DEVELOP LMI ENTREPRENEURS-21	18C	LMCMC	\$960.00
2020	4	7486	6483410	PAVING GREAT FUTURES-DEVELOP LMI ENTREPRENEURS-21	18C	LMCMC	\$15,694.50
2020	4	7486	6535063	PAVING GREAT FUTURES-DEVELOP LMI ENTREPRENEURS-21	18C	LMCMC	\$34,908.33
2020	4	7487	6483410	SOMALI FAMILY SD-MICROENTERPRISE PROGRAM-21	18C	LMCMC	\$15,422.38
2020	4	7487	6501524	SOMALI FAMILY SD-MICROENTERPRISE PROGRAM-21	18C	LMCMC	\$14,773.45
2020	4	7487	6535063	SOMALI FAMILY SD-MICROENTERPRISE PROGRAM-21	18C	LMCMC	\$30,923.76

18C **Matrix Code 18C** **\$1,428,985.47**

Total

\$34,530,299.52

LINE 27 DETAIL: ACTIVITIES INCLUDED IN THE COMPUTATION OF LINE 27

Plan Year	IDIS Project	IDIS Activity	Voucher Number	Activity to prevent, prepare for, and respond to Coronavirus	Activity Name	Grant Number	Fund Type	Matrix Code	National Objective	Drawn Amount	
2018	8	7234	6432466	No	CITY SD-ED-HOMELESS FAC SVC-19	B19MC060542	PI	03T	LMC	\$595,897.27	
2018	8	7234	6464501	No	CITY SD-ED-HOMELESS FAC SVC-19	B19MC060542	PI	03T	LMC	\$200,549.41	
2019	7	7351	6432512	No	LA MAESTRA HEALTH SERVICES-20	B19MC060542	PI	03T	LMC	\$38,074.62	
2019	7	7355	6432512	No	SD HSG COMM-DAY CENTER-20	B19MC060542	PI	03T	LMC	\$262,204.44	
2019	7	7356	6432512	No	SD HSG COMM-CONNECTIONS-20	B19MC060542	PI	03T	LMC	\$160,823.94	
2019	7	7356	6464501	No	SD HSG COMM-CONNECTIONS-20	B19MC060542	PI	03T	LMC	\$4.14	
2019	7	7357	6432512	No	SD HSG COMM-CORTEZ-20	B19MC060542	PI	03T	LMC	\$118,167.04	
2019	7	7358	6432512	No	SD HSG COMM-INTERIM HOUSING-20	B19MC060542	PI	03T	LMC	\$161,736.54	
2020	8	7496	6483410	No	SD HSG COMM-INTERIM HOUSING-21	B20MC060542	PI	03T	LMC	\$267,351.00	
2020	8	7497	6483410	No	SD HSG COMM-FAMILY SHELTER-21	B20MC060542	PI	03T	LMC	\$116,509.00	
2020	8	7498	6483410	No	SD HSG COMM-CONNECTIONS-21	B20MC060542	PI	03T	LMC	\$303,575.00	
2020	8	7499	6483410	No	SD HSG COMM-DAY CENTER-21	B20MC060542	PI	03T	LMC	\$526,485.57	
2020	8	7573	6501524	No	HOMELESS RESPONSE CTR-21	B20MC060542	PI	03T	LMC	\$1,000,000.00	
									03T	Matrix Code 03T	\$3,751,377.97
2019	3	7366	6432512	No	MEALS-HOME DELIVERED-20	B19MC060542	PI	05A	LMC	\$14,292.86	
2019	7	7353	6432512	No	SERVING SENIORS-20	B19MC060542	PI	05A	LMC	\$12,356.45	
									05A	Matrix Code 05A	\$26,649.31
2019	2	7341	6432512	No	CASA FAMILIAR INC-20	B19MC060542	PI	05D	LMC	\$28,488.82	
2019	2	7346	6535063	No	SD WORKFORCE PART-HIRE YTH-20	B15MC060542	EN	05D	LMC	\$66,342.00	
2019	2	7347	6501524	No	SD WORKFORCE PART-C2C-20	B20MC060542	PI	05D	LMC	\$7,015.24	
2019	2	7347	6535063	No	SD WORKFORCE PART-C2C-20	B15MC060542	EN	05D	LMC	\$112,718.76	
2019	3	7361	6483410	No	CITY SD LIB-LIBRARY NEXT-20	B20MC060542	PI	05D	LMC	\$50,400.00	
2019	3	7367	6432512	No	OCEAN DISCOVERY-EMPOWERING-20	B19MC060542	PI	05D	LMC	\$33,474.32	
2019	3	7368	6432512	No	ORGANIZATION IN TRG-YOUTH LEAD-20	B19MC060542	PI	05D	LMC	\$3,440.00	
2019	3	7368	6483410	No	ORGANIZATION IN TRG-YOUTH LEAD-20	B20MC060542	PI	05D	LMC	\$6,275.00	
2019	3	7370	6432512	No	REALITY CHANGERS-COLLEGE-20	B19MC060542	PI	05D	LMC	\$23,872.10	
2019	3	7372	6464501	No	SD PRO ART VOICES-YOUTH CHORAL-20	B19MC060542	PI	05D	LMC	\$5,000.00	
2019	3	7373	6432512	No	SPACE 4 ART-STEAM TO STREETS-20	B19MC060542	PI	05D	LMC	\$7,371.55	
2019	3	7373	6464501	No	SPACE 4 ART-STEAM TO STREETS-20	B19MC060542	PI	05D	LMC	\$14,408.16	
2019	3	7373	6483410	No	SPACE 4 ART-STEAM TO STREETS-20	B20MC060542	PI	05D	LMC	\$11,539.69	
2019	3	7374	6432512	No	VOICES FOR CHILDREN-20	B19MC060542	PI	05D	LMC	\$57,053.04	
2020	9	7475	6464501	No	OCEANS DISCOVERY-EM COMM THROUGH SCIENCE-21	B19MC060542	PI	05D	LMC	\$9,758.34	
2020	9	7475	6483410	No	OCEANS DISCOVERY-EM COMM THROUGH SCIENCE-21	B20MC060542	PI	05D	LMC	\$17,638.54	
2020	9	7475	6501524	No	OCEANS DISCOVERY-EM COMM THROUGH SCIENCE-21	B20MC060542	PI	05D	LMC	\$15,274.85	
2020	9	7475	6535063	No	OCEANS DISCOVERY-EM COMM THROUGH SCIENCE-21	B20MC060542	EN	05D	LMC	\$7,328.27	
									05D	Matrix Code 05D	\$477,398.68
2019	3	7362	6432512	No	FAMILY HLTH CTR-SAFE POINT SD-20	B19MC060542	PI	05F	LMC	\$92,926.61	
2019	3	7362	6483410	No	FAMILY HLTH CTR-SAFE POINT SD-20	B20MC060542	PI	05F	LMC	\$11,668.16	
2020	9	7473	6501524	No	FAMILY HLTH CTR-SAFE POINT SD-21	B20MC060542	PI	05F	LMC	\$5,641.29	
2020	9	7473	6535063	No	FAMILY HLTH CTR-SAFE POINT SD-21	B20MC060542	EN	05F	LMC	\$20,225.58	
									05F	Matrix Code 05F	\$130,461.64
2018	2	7193	6432466	No	NEW AMERICANS MUSEUM-19	B19MC060542	PI	05H	LMC	\$4,294.02	
2018	2	7193	6483410	No	NEW AMERICANS MUSEUM-19	B19MC060542	PI	05H	LMC	\$2,076.63	
2019	2	7342	6432512	No	CTR EMP OPP-EMP REENTRY-20	B19MC060542	PI	05H	LMC	\$12,673.16	
2019	2	7343	6432512	No	GRID ALTERNATIVES-INSTALLER-20	B19MC060542	PI	05H	LMC	\$19,369.51	
2019	2	7343	6464501	No	GRID ALTERNATIVES-INSTALLER-20	B19MC060542	PI	05H	LMC	\$14,865.54	
2019	2	7343	6483410	No	GRID ALTERNATIVES-INSTALLER-20	B20MC060542	PI	05H	LMC	\$14,907.78	
2019	2	7343	6535063	No	GRID ALTERNATIVES-INSTALLER-20	B16MC060542	EN	05H	LMC	\$7,306.31	
2019	2	7344	6432512	No	INTER RESCUE COMM-PROJECT CHOP-20	B19MC060542	PI	05H	LMC	\$26,585.16	
2019	2	7345	6432512	No	KITCHENS 4 GOOD-PROJECT LAUNCH-20	B19MC060542	PI	05H	LMC	\$27,124.17	
2019	2	7348	6535063	No	SD WORKFORCE PART-CODE SD-20	B17MC060542	EN	05H	LMC	\$409,727.00	
2019	2	7384	6432512	No	HOME START-WORKFORCE DEV-20	B19MC060542	PI	05H	LMC	\$3,391.24	

2019	3	7369	6432512	No	PAVING GREAT FUTURES-CHAMP-20	B19MC060542	PI	05H	LMC	\$10,829.96	
2020	1	7470	6483410	No	IRC-MAKE BETTER FUTURES PROJECT-21	B20MC060542	PI	05H	LMC	\$11,289.16	
2020	1	7470	6501524	No	IRC-MAKE BETTER FUTURES PROJECT-21	B20MC060542	PI	05H	LMC	\$17,877.43	
2020	1	7470	6535063	No	IRC-MAKE BETTER FUTURES PROJECT-21	B20MC060542	EN	05H	LMC	\$22,762.41	
2020	1	7471	6464501	No	KITCHENS FOR GOOD-PROJECT LAUNCH-21	B19MC060542	PI	05H	LMC	\$16,399.88	
2020	1	7471	6483410	No	KITCHENS FOR GOOD-PROJECT LAUNCH-21	B20MC060542	PI	05H	LMC	\$57,875.93	
2020	1	7471	6501524	No	KITCHENS FOR GOOD-PROJECT LAUNCH-21	B20MC060542	PI	05H	LMC	\$45,241.19	
2020	1	7471	6535063	No	KITCHENS FOR GOOD-PROJECT LAUNCH-21	B20MC060542	EN	05H	LMC	\$30,387.67	
2020	1	7472	6535063	No	SDWP-CONNECT2CAREERS-21	B16MC060542	EN	05H	LMC	\$500,000.00	
2020	1	7519	6535063	No	SDWP-TECH HIRE-21	B18MC060542	EN	05H	LMC	\$500,000.00	
									05H	Matrix Code 05H	\$1,754,984.15
2019	7	7352	6432512	No	FATHER JES'S VILLAGES-HOPE-20	B19MC060542	PI	05M	LMC	\$11,339.90	
2020	9	7474	6464501	No	MAMAS KITCHEN-MEAL SERVICE-21	B19MC060542	PI	05M	LMC	\$10,833.35	
2020	9	7474	6483410	No	MAMAS KITCHEN-MEAL SERVICE-21	B20MC060542	PI	05M	LMC	\$11,570.09	
2020	9	7474	6501524	No	MAMAS KITCHEN-MEAL SERVICE-21	B20MC060542	PI	05M	LMC	\$10,833.39	
2020	9	7474	6535063	No	MAMAS KITCHEN-MEAL SERVICE-21	B20MC060542	EN	05M	LMC	\$27,640.00	
2020	9	7476	6535063	No	SD LGBT COMM CTR-HEALTH SERVICES PROG-21	B19MC060542	EN	05M	LMC	\$19,621.24	
									05M	Matrix Code 05M	\$91,837.97
2019	3	7359	6432512	No	ALMA COMM-ACC PARENTING-20	B19MC060542	PI	05O	LMC	\$4,916.30	
2019	3	7359	6464501	No	ALMA COMM-ACC PARENTING-20	B19MC060542	PI	05O	LMC	\$5,856.29	
2019	3	7359	6483410	No	ALMA COMM-ACC PARENTING-20	B20MC060542	PI	05O	LMC	\$2,040.58	
2019	3	7364	6464501	No	LAUNCHING LEGACIES-SOCIAL CONN-20	B19MC060542	PI	05O	LMC	\$899.65	
2019	3	7371	6432512	No	SD LGBT COMMUNITY CENTER-20	B19MC060542	PI	05O	LMC	\$35,335.69	
2019	3	7371	6464501	No	SD LGBT COMMUNITY CENTER-20	B19MC060542	PI	05O	LMC	\$19,331.65	
2019	3	7376	6432512	No	WAVE ACADEMY-20	B19MC060542	PI	05O	LMC	\$3,307.70	
									05O	Matrix Code 05O	\$71,687.86
2020	9	7515	6432512	Yes	CITY SD-PS RENTAL ASSISTANCE-21	B19MC060542	PI	05Q	LMC	\$1,800,000.00	
									05Q	Matrix Code 05Q	\$1,800,000.00
2019	3	7360	6432512	No	BAYSIDE COMM CTR-SOCIAL SVCES-20	B19MC060542	PI	05Z	LMC	\$19,856.13	
2019	3	7360	6464501	No	BAYSIDE COMM CTR-SOCIAL SVCES-20	B19MC060542	PI	05Z	LMC	\$12,043.72	
2019	3	7360	6483410	No	BAYSIDE COMM CTR-SOCIAL SVCES-20	B20MC060542	PI	05Z	LMC	\$8,435.46	
2019	3	7360	6501524	No	BAYSIDE COMM CTR-SOCIAL SVCES-20	B20MC060542	PI	05Z	LMC	\$4,205.38	
2019	3	7363	6432512	No	KAREN ORGANIZATION OF SD-20	B19MC060542	PI	05Z	LMC	\$13,415.52	
2019	3	7365	6432512	No	MAMA'S KITCHEN-HOME MEALS-20	B19MC060542	PI	05Z	LMC	\$21,227.76	
2019	3	7375	6432512	No	URBAN GROWTH CSA-20	B19MC060542	PI	05Z	LMC	\$3,996.56	
2019	3	7375	6464501	No	URBAN GROWTH CSA-20	B19MC060542	PI	05Z	LMC	\$2,890.00	
2019	3	7375	6483410	No	URBAN GROWTH CSA-20	B20MC060542	PI	05Z	LMC	\$2,940.50	
2019	3	7375	6501524	No	URBAN GROWTH CSA-20	B20MC060542	PI	05Z	LMC	\$1,347.50	
2019	7	7354	6432512	No	WESLEY HOUSE 2ND START-20	B19MC060542	PI	05Z	LMC	\$8,480.04	
2019	7	7354	6464501	No	WESLEY HOUSE 2ND START-20	B19MC060542	PI	05Z	LMC	\$2,619.68	
2020	8	7581	6501524	Yes	CITY SD-OPERATION SHELTER TO HOME-21	B20MC060542	PI	05Z	LMC	\$1,819,482.35	
2020	8	7581	6535063	Yes	CITY SD-OPERATION SHELTER TO HOME-21	B14MC060542	EN	05Z	LMC	\$596,927.79	
2020	8	7581	6535063	Yes	CITY SD-OPERATION SHELTER TO HOME-21	B15MC060542	EN	05Z	LMC	\$1,332,504.75	
2020	8	7581	6535063	Yes	CITY SD-OPERATION SHELTER TO HOME-21	B16MC060542	EN	05Z	LMC	\$1,272,834.96	
2020	8	7581	6535063	Yes	CITY SD-OPERATION SHELTER TO HOME-21	B20MC060542	EN	05Z	LMC	\$2,145.37	
2020	9	7552	6535063	Yes	BAYSIDE-COVID PS SERVICES-21	B20MC060542	EN	05Z	LMC	\$452.19	
									05Z	Matrix Code 05Z	\$5,125,805.66
									No	Activity to prevent, prepare for, and respond to Coronavirus	\$6,405,855.83
									Yes	Activity to prevent, prepare for, and respond to Coronavirus	\$6,824,347.41
Total											\$13,230,203.24

LINE 37 DETAIL: ACTIVITIES INCLUDED IN THE COMPUTATION OF LINE 37

Plan Year	IDIS Project	IDIS Activity	Voucher Number	Activity Name	Matrix Code	National Objective	Drawn Amount	
2018	1	7221	6501524	HUD ADMIN-19	21A		\$150.00	
2018	1	7221	6535063	HUD ADMIN-19	21A		\$225.00	
2019	1	7323	6432512	HUD ADMINISTRATION-20	21A		\$855,656.38	
2019	1	7323	6464501	HUD ADMINISTRATION-20	21A		\$856,735.43	
2019	1	7323	6483410	HUD ADMINISTRATION-20	21A		\$414,088.62	
2019	1	7323	6501524	HUD ADMINISTRATION-20	21A		\$354,191.83	
2019	1	7323	6535063	HUD ADMINISTRATION-20	21A		\$24,148.24	
2020	3	7506	6432512	HUD ADMIN-21	21A		\$34,614.27	
2020	3	7506	6464501	HUD ADMIN-21	21A		\$88,103.02	
2020	3	7506	6483410	HUD ADMIN-21	21A		\$170,744.89	
2020	3	7506	6501524	HUD ADMIN-21	21A		\$47,748.78	
2020	3	7506	6535063	HUD ADMIN-21	21A		\$524,953.83	
2020	3	7506	6537941	HUD ADMIN-21	21A		\$124,517.55	
						21A	Matrix Code 21A	\$3,495,877.84
2019	1	7324	6432512	FAIR HSG SERVICES-20	21D		\$114,049.92	
2019	1	7324	6464501	FAIR HSG SERVICES-20	21D		\$32,159.61	
2020	3	7507	6501524	FAIR HSG SERVICES-21	21D		\$150,000.00	

21D	Matrix Code 21D	<u>\$296,209.53</u>
		\$3,792,087.37

Total



PART I: SUMMARY OF CDBG-CV RESOURCES

01 CDBG-CV GRANT	19,433,956.00
02 FUNDS RETURNED TO THE LINE-OF-CREDIT	0.00
03 FUNDS RETURNED TO THE LOCAL CDBG ACCOUNT	0.00
04 TOTAL AVAILABLE (SUM, LINES 01-03)	19,433,956.00

PART II: SUMMARY OF CDBG-CV EXPENDITURES

05 DISBURSEMENTS OTHER THAN SECTION 108 REPAYMENTS AND PLANNING/ADMINISTRATION	8,199,062.33
06 DISBURSED IN IDIS FOR PLANNING/ADMINISTRATION	292,926.74
07 DISBURSED IN IDIS FOR SECTION 108 REPAYMENTS	0.00
08 TOTAL EXPENDITURES (SUM, LINES 05 - 07)	8,491,989.07
09 UNEXPENDED BALANCE (LINE 04 - LINE8)	10,941,966.93

PART III: LOWMOD BENEFIT FOR THE CDBG-CV GRANT

10 EXPENDED FOR LOW/MOD HOUSING IN SPECIAL AREAS	0.00
11 EXPENDED FOR LOW/MOD MULTI-UNIT HOUSING	0.00
12 DISBURSED FOR OTHER LOW/MOD ACTIVITIES	8,199,062.33
13 TOTAL LOW/MOD CREDIT (SUM, LINES 10 - 12)	8,199,062.33
14 AMOUNT SUBJECT TO LOW/MOD BENEFIT (LINE 05)	8,199,062.33
15 PERCENT LOW/MOD CREDIT (LINE 13/LINE 14)	100.00%

PART IV: PUBLIC SERVICE (PS) CALCULATIONS

16 DISBURSED IN IDIS FOR PUBLIC SERVICES	8,199,062.33
17 CDBG-CV GRANT	19,433,956.00
18 PERCENT OF FUNDS DISBURSED FOR PS ACTIVITIES (LINE 16/LINE 17)	42.19%

PART V: PLANNING AND ADMINISTRATION (PA) CAP

19 DISBURSED IN IDIS FOR PLANNING/ADMINISTRATION	292,926.74
20 CDBG-CV GRANT	19,433,956.00
21 PERCENT OF FUNDS DISBURSED FOR PA ACTIVITIES (LINE 19/LINE 20)	1.51%

LINE 10 DETAIL: ACTIVITIES TO CONSIDER IN DETERMINING THE AMOUNT TO ENTER ON LINE 10

Report returned no data.

LINE 11 DETAIL: ACTIVITIES TO CONSIDER IN DETERMINING THE AMOUNT TO ENTER ON LINE 11

Report returned no data.

LINE 12 DETAIL: ACTIVITIES INCLUDED IN THE COMPUTATION OF LINE 12

Plan Year	IDIS Project	IDIS Activity	Voucher Number	Activity Name	Matrix Code	National Objective	Drawn Amount
2019	33	7516	6461894	CITY SD-PS RENTAL ASSISTANCE 2-21	05Q	LMC	\$3,600,000.00
		7579	6502697	CDBG-CV OPER SHLTR TO HOME-21	05Z	LMC	\$4,599,062.33
Total							\$8,199,062.33

LINE 16 DETAIL: ACTIVITIES INCLUDED IN THE COMPUTATION OF LINE 16

Plan Year	IDIS Project	IDIS Activity	Voucher Number	Activity Name	Matrix Code	National Objective	Drawn Amount
2019	33	7516	6461894	CITY SD-PS RENTAL ASSISTANCE 2-21	05Q	LMC	\$3,600,000.00
		7579	6502697	CDBG-CV OPER SHLTR TO HOME-21	05Z	LMC	\$4,599,062.33
Total							\$8,199,062.33

LINE 19 DETAIL: ACTIVITIES INCLUDED IN THE COMPUTATION OF LINE 19

PR29 - Summary of Submissions of Cash on Hand Report

Field Office	State	Grantee	Quarter Start Date	Quarter End Date	Status	Certify User Login ID	Certify User Name	Insert User Login ID	Insert User Name	Last Update User Login ID	Last Update User Name
LOS ANGELES	California	SAN DIEGO, CA	4/1/2021	6/30/2021	Submitted	[REDACTED]	Shirley Reid	[REDACTED]	Shirley Reid	[REDACTED]	Shirley Reid
LOS ANGELES	California	SAN DIEGO, CA	1/1/2021	3/31/2021	Submitted	[REDACTED]	Shirley Reid	[REDACTED]	Shirley Reid	[REDACTED]	Shirley Reid
LOS ANGELES	California	SAN DIEGO, CA	10/1/2020	12/31/2020	Submitted	[REDACTED]	Shirley Reid	[REDACTED]	Shirley Reid	[REDACTED]	Shirley Reid
LOS ANGELES	California	SAN DIEGO, CA	7/1/2020	9/30/2020	Submitted	[REDACTED]	Shirley Reid	[REDACTED]	Shirley Reid	[REDACTED]	Shirley Reid



U.S. Department of Housing and Urban Development
 Office of Community Planning and Development
 Integrated Disbursement and Information System
 PR91 - ESG Financial Summary

DATE: 09-27-21
 TIME: 15:15
 PAGE: 1

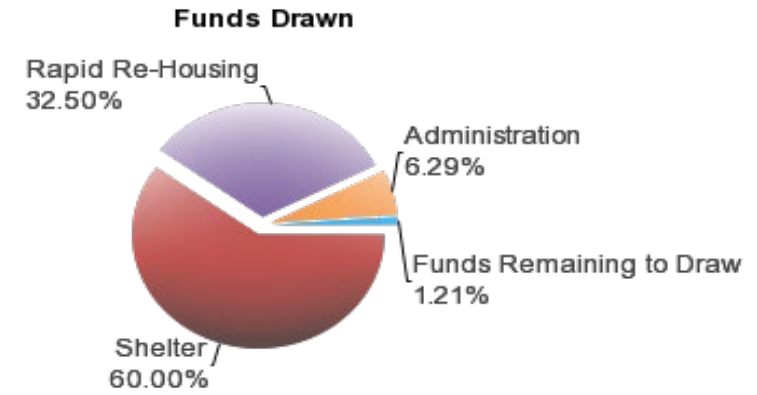
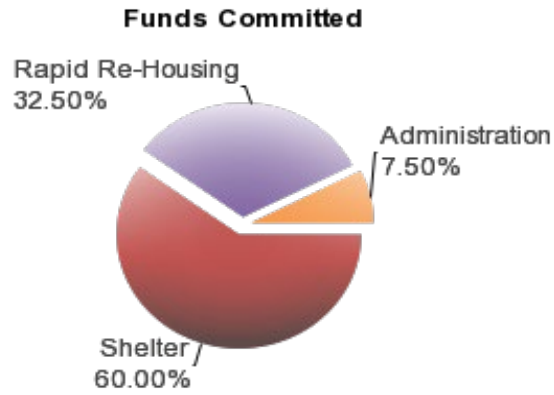
SAN DIEGO, CA
 2020

ESG Program Level Summary

Grant Number	Total Grant Amount	Total Funds Committed	Total Funds Available to Commit	% of Grant Funds Not Committed	Grant Funds Drawn	% of Grant Funds Drawn	Available to Draw	% Remaining to Draw
E20MC060542	\$1,043,517.00	\$1,043,517.00	\$0.00	0.00%	\$1,030,867.80	98.79%	\$12,649.20	1.21%

ESG Program Components

Activity Type	Total Committed to Activities	% of Grant Committed	Drawn Amount	% of Grant Drawn
Street Outreach	\$0.00	0.00%	\$0.00	0.00%
Shelter	\$626,110.00	60.00%	\$626,110.00	60.00%
Homeless Prevention	\$0.00	0.00%	\$0.00	0.00%
Rapid Re-Housing	\$339,143.00	32.50%	\$339,143.00	32.50%
Data Collection (HMIS)	\$0.00	0.00%	\$0.00	0.00%
Administration	\$78,264.00	7.50%	\$65,614.80	6.29%
Funds Not Committed	\$0.00	0.00%	\$0.00	0.00%
Funds Remaining to Draw	\$0.00	0.00%	\$12,649.20	1.21%
Total	\$1,043,517.00	100.00%	\$1,043,517.00	100.00%



- Street Outreach
- Shelter
- Homeless Prevention
- Rapid Re-Housing
- Data Collection (HMIS)
- Administration
- Funds Not Committed
- Funds Remaining to Draw

- Street Outreach
- Shelter
- Homeless Prevention
- Rapid Re-Housing
- Data Collection (HMIS)
- Administration
- Funds Not Committed
- Funds Remaining to Draw

24-Month Grant Expenditure Deadline

All of the recipient's grant must be expended for eligible activity costs within 24 months after the date HUD signs the grant agreement with the recipient. Expenditure means either an actual cash disbursement for a direct charge for a good or service or an indirect cost or the accrual of a direct charge for a good or service or an indirect cost. This report uses draws in IDIS to measure expenditures. HUD allocated Fiscal Year 2011 ESG funds in two allocations. For FY2011, this Obligation Date is the date of the first allocation. This report does not list the Obligation Date, does not calculate the Expenditure Deadline, and does not track the Days Remaining for the FY 2011 second allocation.

Grant Amount: \$1,043,517.00

Grant Number	Draws to Date	HUD Obligation Date	Expenditure Deadline	Days Remaining to Meet Requirement Date	Expenditures Required
E20MC060542	\$1,030,867.80	10/28/2020	10/28/2022	397	\$12,649.20

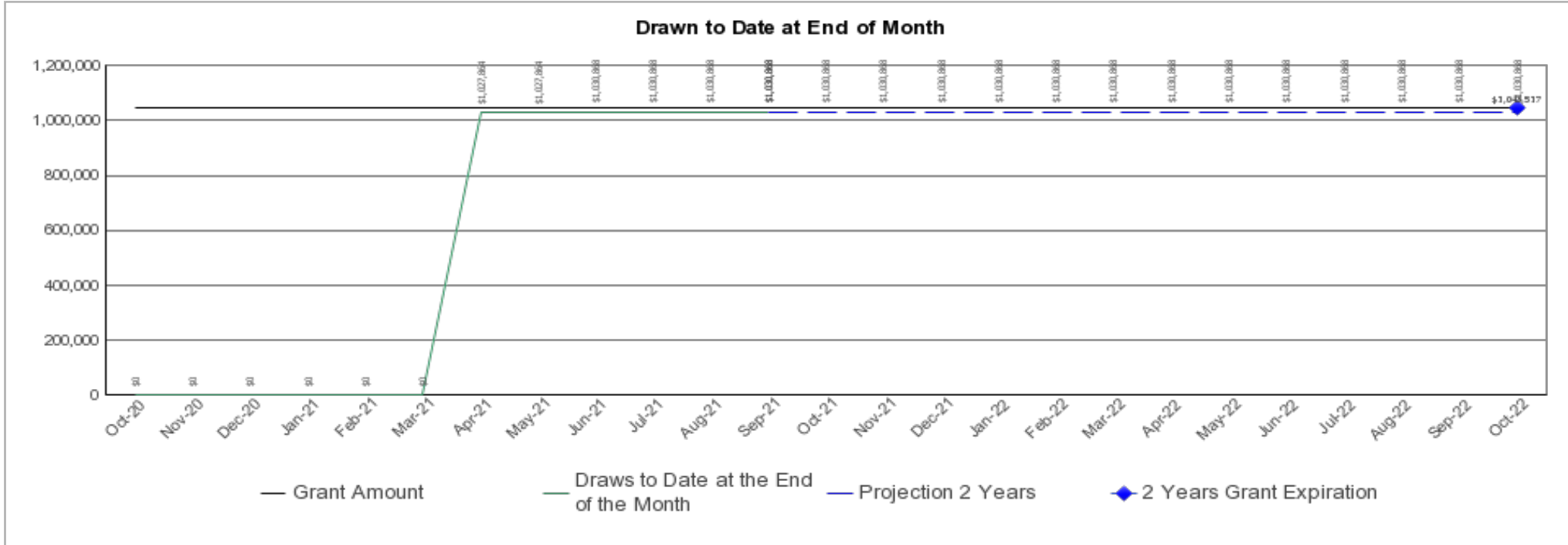
60% Cap on Emergency Shelter and Street Outreach

The cap refers to the total amount of the recipient's fiscal year grant, allowed for emergency shelter and street outreach activities, is capped at 60 percent. This amount cannot exceed the greater of: (1) 60% of the overall grant for the year; or, (2) the amount of Fiscal Year 2010 ESG funds committed for homeless assistance activities. (Note: the HESG-CV grants are currently exempt from the 60% funding cap restrictions.)

Amount Committed to Shelter	Amount Committed to Street Outreach	Total Amount Committed to Shelter and Street Outreach	% Committed to Shelter and Street Outreach	2010 Funds Committed to Homeless Assistance Activities	Total Drawn for Shelter and Street Outreach	% Drawn for Shelter and Street Outreach
\$626,110.00	\$0.00	\$626,110.00	60.00%	\$660,147.00	\$626,110.00	60.00%

ESG Draws By Month (at the total grant level):

Grant Amount: 1,043,517.00



ESG Draws By Quarter (at the total grant level):

Quarter End Date	Draws for the Quarter	Draws to Date at the End of the Quarter	% Drawn for the Quarter	% Drawn to Date at End of Quarter
12/31/2020	\$0.00	\$0.00	0.00%	0.00%
03/31/2021	\$0.00	\$0.00	0.00%	0.00%
06/30/2021	\$1,030,867.80	\$1,030,867.80	98.79%	98.79%
09/30/2021	\$0.00	\$1,030,867.80	0.00%	98.79%

ESG Subrecipient Commitments and Draws by Activity Category :

Subrecipient	Activity Type	Committed	Drawn
SAN DIEGO	Shelter	\$626,110.00	\$626,110.00
	Rapid Re-Housing	\$339,143.00	\$339,143.00
	Administration	\$78,264.00	\$65,614.80
	Total	\$1,043,517.00	\$1,030,867.80
	Total Remaining to be Drawn	\$0.00	\$12,649.20
	Percentage Remaining to be Drawn	\$0.00	1.21%

ESG Subrecipients by Activity Category

Activity Type	Subrecipient
Shelter	SAN DIEGO
Rapid Re-Housing	SAN DIEGO
Administration	SAN DIEGO



U.S. Department of Housing and Urban Development
 Office of Community Planning and Development
 Integrated Disbursement and Information System
 PR91 - ESG-CV Financial Summary
 SAN DIEGO, CA
 2020

DATE: 09-27-21
 TIME: 15:17
 PAGE: 1

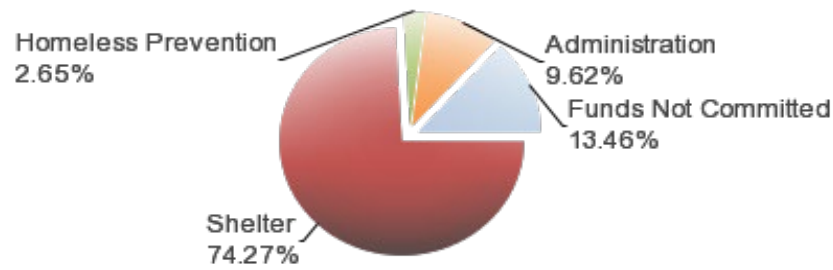
ESG-CV Program Level Summary

Grant Number	Total Grant Amount	Total Funds Committed	Total Funds Available to Commit	% of Grant Funds Not Committed	Grant Funds Drawn	% of Grant Funds Drawn	Available to Draw	% Remaining to Draw
E20MW060542	\$26,394,450.00	\$22,841,674.00	\$3,552,776.00	13.46%	\$21,773,579.41	82.49%	\$4,620,870.59	17.51%

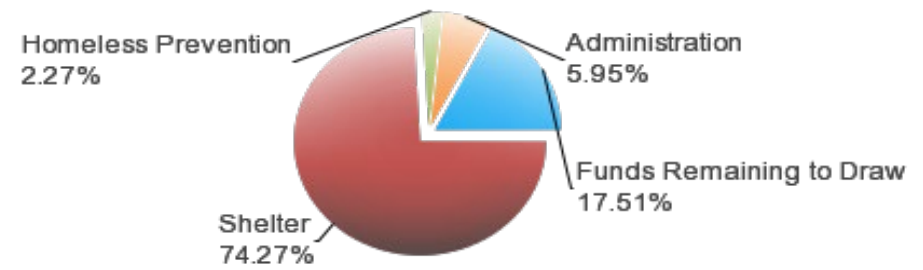
ESG-CV Program Components

Activity Type	Total Committed to Activities	% of Grant Committed	Drawn Amount	% of Grant Drawn
Street Outreach	\$0.00	0.00%	\$0.00	0.00%
Shelter	\$19,602,230.00	74.27%	\$19,602,229.00	74.27%
Homeless Prevention	\$700,000.00	2.65%	\$600,000.00	2.27%
Rapid Re-Housing	\$0.00	0.00%	\$0.00	0.00%
Data Collection (HMIS)	\$0.00	0.00%	\$0.00	0.00%
Administration	\$2,539,444.00	9.62%	\$1,571,350.41	5.95%
Funds Not Committed	\$3,552,776.00	13.46%	\$0.00	0.00%
Funds Remaining to Draw	\$0.00	0.00%	\$4,620,870.59	17.51%
Total	\$26,394,450.00	100.00%	\$26,394,450.00	100.00%

Funds Committed



Funds Drawn



24-Month Grant Expenditure Deadline

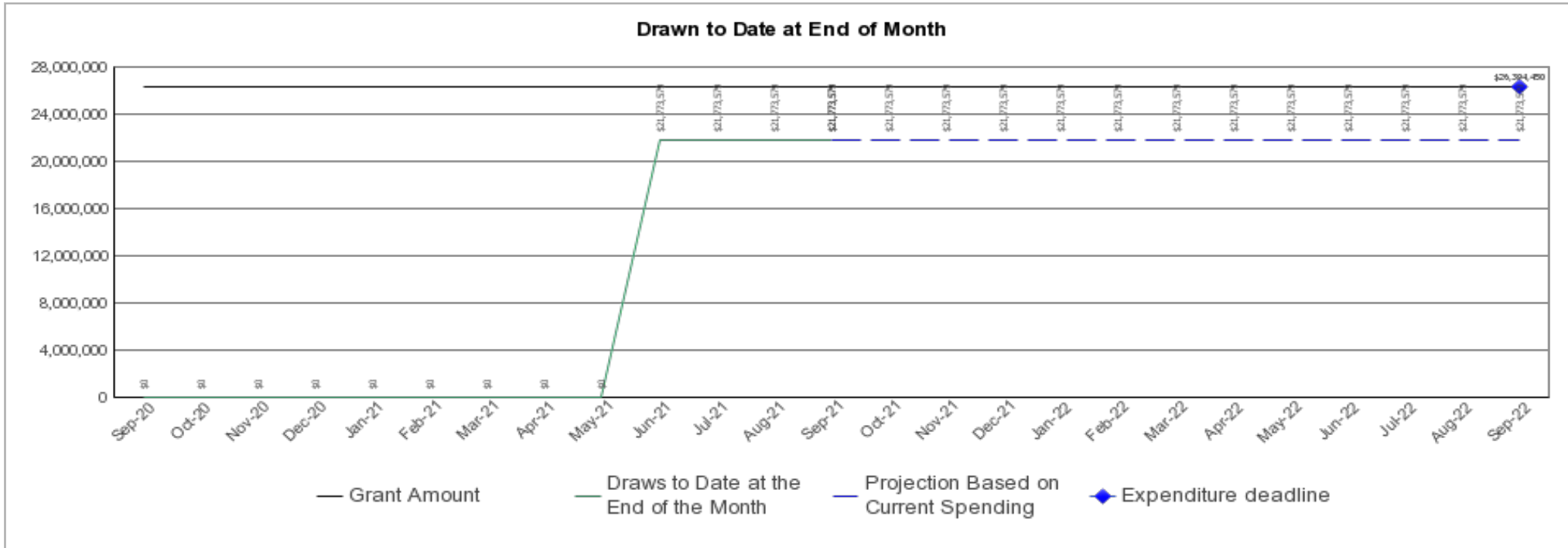
All of the recipient's grant must be expended for eligible activity costs within 24 months after the date HUD signs the grant agreement with the recipient. Expenditure means either an actual cash disbursement for a direct charge for a good or service or an indirect cost or the accrual of a direct charge for a good or service or an indirect cost. This report uses draws in IDIS to measure expenditures. HUD allocated Fiscal Year 2011 ESG funds in two allocations. For FY2011, this Obligation Date is the date of the first allocation. This report does not list the Obligation Date, does not calculate the Expenditure Deadline, and does not track the Days Remaining for the FY 2011 second allocation.

Grant Amount: \$26,394,450.00

Grant Number	Draws to Date	HUD Obligation Date	Expenditure Deadline	Days Remaining to Meet Requirement Date	Expenditures Required
E20MW060542	\$21,773,579.41	09/22/2020	09/30/2022	369	\$4,620,870.59

ESG Draws By Month (at the total grant level):

Grant Amount: 26,394,450.00



ESG-CV Draws By Quarter (at the total grant level):

Quarter End Date	Quarter	the End of the	Quarter	at End of Quarter
09/30/2020	\$0.00	\$0.00	0.00%	0.00%
12/31/2020	\$0.00	\$0.00	0.00%	0.00%
03/31/2021	\$0.00	\$0.00	0.00%	0.00%
06/30/2021	\$21,773,579.41	\$21,773,579.41	82.49%	82.49%
09/30/2021	\$0.00	\$21,773,579.41	0.00%	82.49%

ESG-CV Subrecipient Commitments and Draws by Activity Category :

Subrecipient	Activity Type	Committed	Drawn
SAN DIEGO	Shelter	\$19,602,230.00	\$19,602,229.00
	Homeless Prevention	\$700,000.00	\$600,000.00
	Administration	\$2,539,444.00	\$1,571,350.41
	Total	\$22,841,674.00	\$21,773,579.41
	Total Remaining to be Drawn	\$0.00	\$1,068,094.59
	Percentage Remaining to be Drawn	\$0.00	4.68%

ESG-CV Subrecipients by Activity Category

Activity Type	Subrecipient
Shelter	SAN DIEGO
Homeless Prevention	SAN DIEGO
Administration	SAN DIEGO