



Fiscal Year 2022 CAPER

Attachment 2: IDIS Reports

- PR-02: List of Activities by Grant
- PR-03: CDBG Activities Summary
- PR-23: CDBG Accomplishment Summary
- PR-23: HOME Accomplishment Summary
- PR-26: CDBG & CDBG-CV Financial Summary
- PR-29: Cash on Hand Report
- PR-91: ESG Financial Summary

U.S. Department of Housing and Urban Development
 Office of Community Planning and Development
 Integrated Disbursement and Information System
 List of Activities By Program Year And Project
 SAN DIEGO,CA

REPORT FOR CPD PROGRAM: CDBG, HESG, ESG, HOME
 PGM YR: 2021
 Formula and Competitive Grants only, CARES Act Grants only

Plan Year	IDIS Project	Project	IDIS Activity ID	Activity Name	Activity Status	Program	Funded Amount	Draw Amount	Balance
2021	1	CDBG Administration	7609	HUD ADMINISTRATION-22	Open	CDBG	\$5,385,428.00	\$3,063,612.57	\$2,321,815.43
			7618	FAIR HSG SERVICES-22	Open	CDBG	\$150,000.00	\$111,183.20	\$38,816.80
		Project Total					\$5,535,428.00	\$3,174,795.77	\$2,360,632.23
2021	2	Workforce Development	7586	KITCHENS FOR GOOD-PROJECT LAUNCH-22	Open	CDBG	\$100,000.00	\$100,000.00	\$0.00
			7587	SD CONTINUING ED-GATEWAY TO COLLEGE-22	Open	CDBG	\$79,200.00	\$5,700.78	\$73,499.22
			7588	SDWP-TECH HIRE-22	Open	CDBG	\$800,000.00	\$0.00	\$800,000.00
			7589	SDWP-CONNECT2CAREERS-22	Open	CDBG	\$200,000.00	\$0.00	\$200,000.00
				Project Total					\$1,179,200.00
2021	3	Community and Public Services	7606	MAMA'S KITCHEN-HOME MEALS-22	Open	CDBG	\$50,000.00	\$50,000.00	\$0.00
			7607	MEALS-HOME DELIVERED-22	Open	CDBG	\$50,830.00	\$50,830.00	\$0.00
			7608	MAAC-STEP CENTERS-22	Open	CDBG	\$125,052.00	\$66,653.36	\$58,398.64
			7611	CITY LIB-LIBRARY NEXT-22	Open	CDBG	\$198,731.00	\$144,990.82	\$53,740.18
			7617	FAMILY HLTH CTR-SAFE POINT SD-22	Open	CDBG	\$115,000.00	\$12,596.18	\$102,403.82
				Project Total					\$539,613.00
2021	4	Economic Development	7584	ACCION SD-MICROLENDING PROGRAM-22	Open	CDBG	\$198,978.00	\$198,978.00	\$0.00
			7601	HORN OF AFRICA-SD MICROENTERPRISE-22	Open	CDBG	\$196,317.00	\$196,317.00	\$0.00
			7602	KAREN ORG-REFUGEE MICROENTERPRISE SUPPORT-22	Open	CDBG	\$69,415.00	\$68,849.51	\$565.49
			7603	LOGAN HEIGHTS CDC-LHCDC CDBG-22	Open	CDBG	\$100,000.00	\$0.00	\$100,000.00
			7604	MISSION EDGE-CITY SAIL-22	Open	CDBG	\$193,395.00	\$180,340.17	\$13,054.83
			7605	SOMALI FAMILY SD-MICROENTERPRISE PROGRAM-22	Open	CDBG	\$183,845.20	\$87,033.79	\$96,811.41
			7610	ACCESS-MICROENTERPRISE PROGRAM-22	Open	CDBG	\$183,466.00	\$0.00	\$183,466.00
			7653	CHCDC-MICRO ENTERPRISE SUCCESS-22	Open	CDBG	\$302,270.45	\$4,338.88	\$297,931.57
			7654	SWCC-BUSINESS BASICS AND ENTREPRENEURSHIP-22	Open	CDBG	\$337,144.00	\$24,301.51	\$312,842.49
			7655	IRC-PROJECT LEAP-22	Open	CDBG	\$229,465.00	\$33,670.50	\$195,794.50
			7656	AAA-LMI ENTREPRENUR ASSISTANCE-22	Open	CDBG	\$189,942.08	\$23,614.88	\$166,327.20
			7704	Economic Development NOFA	Open	CDBG	\$628,471.92	\$0.00	\$628,471.92
				Project Total					\$2,812,709.65
2021	5	Public Infrastructure Improvements	7518	CITY CIP-TSW-WOODMAN ST SIDEWALK-22	Open	CDBG	\$89,000.00	\$0.00	\$89,000.00
			7590	CITY CIP-TSW-UNIVERSITY AVE PHASE 1-22	Open	CDBG	\$1,100,000.00	\$0.00	\$1,100,000.00
			7591	CITY CIP-PARK AND REC-LINDA VISTA SKATE PARK-22	Open	CDBG	\$180,000.00	\$147,614.28	\$32,385.72
			7592	CITY CIP-PARK AND REC-JFK PARK-22	Open	CDBG	\$3,000,000.00	\$0.00	\$3,000,000.00

U.S. Department of Housing and Urban Development
 Office of Community Planning and Development
 Integrated Disbursement and Information System
 List of Activities By Program Year And Project
 SAN DIEGO,CA

Plan Year	IDIS Project	Project	IDIS Activity ID	Activity Name	Activity Status	Program	Funded Amount	Draw Amount	Balance
2021	5	Public Infrastructure Improvements	7593	CITY CIP-PARK AND REC-5 HARD COURT IMPROVE-22	Open	CDBG	\$1,070,000.00	\$0.00	\$1,070,000.00
		Project Total					\$5,439,000.00	\$147,614.28	\$5,291,385.72
	6	Affordable Housing and Residential Rehabilitation	7456	Affordable Housing NOFA	Open	CDBG	\$15,518,345.83	\$0.00	\$15,518,345.83
			7585	WESLEY HOUSE-EAI ADA REHAB-22	Canceled	CDBG	\$0.00	\$0.00	\$0.00
		Project Total					\$15,518,345.83	\$0.00	\$15,518,345.83
	7	Nonprofit Facility Improvements	7596	CATHOLIC CHARITIES-MISSION GORGE IMPROVE-22	Open	CDBG	\$250,329.00	\$0.00	\$250,329.00
			7597	FHC SD-CITY HEIGHTS SOLAR-22	Open	CDBG	\$408,692.00	\$513.50	\$408,178.50
			7598	JEWISH FAMILY SERICE-ADA RESTROOMS-22	Open	CDBG	\$211,430.00	\$0.00	\$211,430.00
			7599	SERVING SRS-SR CTR FACILITY IMPROVE-22	Open	CDBG	\$250,405.62	\$250,405.62	\$0.00
			7600	URBAN CORPS OF SD-HVAC IMPROVE-22	Open	CDBG	\$387,845.80	\$461.50	\$387,384.30
		Project Total					\$1,508,702.42	\$251,380.62	\$1,257,321.80
	8	Homelessness	7594	DREAMS FOR CHANGE-SAFE PARKING-22	Open	CDBG	\$64,680.00	\$9,469.69	\$55,210.31
			7595	SERVING SRS-TRANSITIONAL HOUSING-22	Open	CDBG	\$50,000.00	\$48,595.74	\$1,404.26
			7619	SD HSG COMM-DAY CENTER-22	Open	CDBG	\$541,250.00	\$532,864.81	\$8,385.19
			7620	SD HSG COMM-CONNECTIONS-22	Open	CDBG	\$303,575.00	\$303,575.00	\$0.00
			7621	SD HSG COMM-FAMILY SHELTER-22	Open	CDBG	\$205,902.00	\$81,162.96	\$124,739.04
			7622	SD HSG COMM-INTERIM-22	Open	CDBG	\$267,351.00	\$210,480.35	\$56,870.65
			7623	HOMELESS RESPONSE CTR-22	Open	CDBG	\$278,569.91	\$0.00	\$278,569.91
		Project Total					\$1,711,327.91	\$1,186,148.55	\$525,179.36
	9	SDHC-HOME-HOMEOWNERSHIP	7632	3596 Del Sol Blvd #C SD 92154, 3% Loan and grant	Completed	HOME	\$88,867.58	\$88,867.58	\$0.00
			7633	505 Iona Dr. San Diego, CA 92114, 3% Loan and grant	Completed	HOME	\$111,415.00	\$111,415.00	\$0.00
			7634	1283 Thalia St. San Diego, CA 92154, 3% Loan and grant	Completed	HOME	\$121,725.00	\$121,725.00	\$0.00
			7636	3640 Arey Dr. #13 San Diego, CA 92154, 3% Loan and grant	Completed	HOME	\$91,125.00	\$91,125.00	\$0.00
			7637	3640 Arey Dr. #1 San Diego, CA 92154, 3% Loan and grant	Completed	HOME	\$60,772.00	\$60,772.00	\$0.00
			7638	1180 Crystal Cove San Diego, CA 92154, 3% Loan and grant	Completed	HOME	\$141,495.00	\$141,495.00	\$0.00
			7639	8005 Pala St. San Diego, CA 92114, 3% Loan and grant	Completed	HOME	\$108,723.63	\$108,723.63	\$0.00
			7640	5765 Redwood St. San Diego, CA 92105, 3% Loan and grant	Completed	HOME	\$103,519.43	\$103,519.43	\$0.00
			7641	3549 Castle Glen Dr. #104 San Diego, CA 92123, 3% Loan and grant	Completed	HOME	\$69,025.00	\$69,025.00	\$0.00
			7642	7262 Peter Pan Ave San Diego, CA 92114, 3% Loan and grant	Completed	HOME	\$113,295.01	\$113,295.01	\$0.00
			7643	3670 Arey Dr. #13 San Diego, CA 92154, 3% Loan and grant	Completed	HOME	\$86,875.00	\$86,875.00	\$0.00

U.S. Department of Housing and Urban Development
 Office of Community Planning and Development
 Integrated Disbursement and Information System
 List of Activities By Program Year And Project
 SAN DIEGO,CA

Plan Year	IDIS Project	Project	IDIS Activity ID	Activity Name	Activity Status	Program	Funded Amount	Draw Amount	Balance			
2021	9	SDHC-HOME-HOMEOWNERSHIP	7644	7003 Saranac St #202 San Diego, CA 92115, 3% Loan and grant	Completed	HOME	\$80,925.00	\$80,925.00	\$0.00			
			7645	6704 Windward St. San Diego, CA 92114, 3% Loan and grant	Completed	HOME	\$111,715.00	\$111,715.00	\$0.00			
			7646	3174 Caminito Quixote San Diego, CA 92154, 3% Loan	Completed	HOME	\$36,075.00	\$36,075.00	\$0.00			
			7647	14134 Caminito Quevedo San Diego, CA 92129, 3% Loan	Completed	HOME	\$39,475.00	\$39,475.00	\$0.00			
			7657	7471 Black Oak Rd. San Diego, CA 92114, 3% Loan	Completed	HOME	\$60,300.00	\$60,300.00	\$0.00			
			7658	1204 Piccard Ave. San Diego, CA 92154, 3% Loan	Completed	HOME	\$56,475.00	\$56,475.00	\$0.00			
			7660	4383 Hydrangea Ct. San Diego, CA 92154, 3% Loan	Completed	HOME	\$166,255.00	\$166,255.00	\$0.00			
			7661	160 Sychar Rd.San Diego, CA 92114, 3% Loan	Completed	HOME	\$145,575.00	\$145,575.00	\$0.00			
			7662	5269 Olvera Ave San Diego, CA 92114, 3% Loan	Completed	HOME	\$73,992.35	\$73,992.35	\$0.00			
			7663	1633 Donax Ave San Diego, CA 92154, 3% Loan	Completed	HOME	\$91,575.00	\$91,575.00	\$0.00			
			7664	2033 Dairy Mart Rd #15, San Diego, CA 92173, 3% Loan	Completed	HOME	\$40,800.00	\$40,800.00	\$0.00			
			Project Total							\$2,000,000.00	\$2,000,000.00	\$0.00
				10	SDHC-HOME-RENTAL HOUSING	7629	Jamboree Apartments	Open	HOME	\$2,500,000.00	\$2,280,000.00	\$220,000.00
						7659	Tizon Apartments	Open	HOME	\$4,000,000.00	\$3,400,000.00	\$600,000.00
						7665	Nestor Senior Village	Open	HOME	\$2,000,000.00	\$1,051,853.00	\$948,147.00
Project Total							\$8,500,000.00	\$6,731,853.00	\$1,768,147.00			
	11	SDHC-HOME-ADMINISTRATION	7627	HOME Admin-2022	Open	HOME	\$578,232.90	\$346,939.90	\$231,293.00			
			7630	Program Income Administration	Open	HOME	\$411,383.96	\$411,383.96	\$0.00			
Project Total							\$989,616.86	\$758,323.86	\$231,293.00			
	12	SDHC-ESG ALL(includes admin)	7624	ESG 22-ADMIN (2022)	Open	HESG	\$78,545.00	\$50,794.43	\$27,750.57			
			7625	SDHC HESG-SHELTER-22	Open	HESG	\$626,111.00	\$361,115.18	\$264,995.82			
			7626	SDHC HESG-RAPID REHOUSING-22	Open	HESG	\$342,619.00	\$232,645.58	\$109,973.42			
Project Total							\$1,047,275.00	\$644,555.19	\$402,719.81			
Program Total						CDBG	\$34,244,326.81	\$6,008,154.60	\$28,236,172.21			
						HESG	\$1,047,275.00	\$644,555.19	\$402,719.81			
2021 Total						HOME	\$11,489,616.86	\$9,490,176.86	\$1,999,440.00			
							\$46,781,218.67	\$16,142,886.65	\$30,638,332.02			
Program Grand Total						CDBG	\$34,244,326.81	\$6,008,154.60	\$28,236,172.21			
						HESG	\$1,047,275.00	\$644,555.19	\$402,719.81			
Grand Total						HOME	\$11,489,616.86	\$9,490,176.86	\$1,999,440.00			
							\$46,781,218.67	\$16,142,886.65	\$30,638,332.02			



U.S. Department of Housing and Urban Development
 Office of Community Planning and Development
 Integrated Disbursement and Information System
 CDBG Activity Summary Report (GPR) for Program Year 2021
 SAN DIEGO

Date: 24-Sep-2022
 Time: 15:19
 Page: 1

PGM Year: 2015
Project: 0002 - PUBLIC FACILITIES & IMPROVEMENTS
IDIS Activity: 6821 - CITY SD-CHOLLAS LAKE PK PLAYGROUND-16
Status: Completed 9/16/2021 12:00:00 AM
Location: 6350 College Grove Way San Diego, CA 92115-7244

Objective: Create suitable living environments
Outcome: Availability/accessibility
Matrix Code: Neighborhood Facilities (03E) **National Objective:** LMA

Activity to prevent, prepare for, and respond to Coronavirus: No

Initial Funding Date: 10/05/2015

Description:

Two new playgrounds including playground equipment, rubberized playground surfacing and accessible path of travel.

Financing

	Fund Type	Grant Year	Grant	Funded Amount	Drawn In Program Year	Drawn Thru Program Year
CDBG	EN	Pre-2015		\$1,939.37	\$0.00	\$0.00
		2014	B14MC060542		\$0.00	\$1,939.37
	PI			\$748,060.63	\$0.00	\$748,060.63
Total	Total			\$750,000.00	\$0.00	\$750,000.00

Proposed Accomplishments

Public Facilities : 1
 Total Population in Service Area: 1,545
 Census Tract Percent Low / Mod: 54.05

Annual Accomplishments

Years	Accomplishment Narrative	# Benefitting
2015	1st/2nd/3rd QTR: Concepts to be developed by the landscape architect were approved; plans were pending completion. At FY 2016 year-end, the design was completed, as well as the archeological and resource survey. CDBG project activities are scheduled to be completed by December 31, 2016. The project activities completed and confirmation of LMI benefit will be reported for the FY 2017 period.	
2016	1ST QTR: Stormwater permits were pending approval. 2ND QTR: Final stormwater compliance review pending. 3RD QTR: Plans were approved; bid package was completed. 4TH QTR: Project was advertised in April 2017; bids were opened in May 2017 and a contractor selected; the process of awarding the construction contract was pending completion. FY 2017 Year-End: The project plans were approved and the bid selection completed. The award to the contractor was pending. It is anticipated that the Notice to Proceed would be issued in mid-September 2017. CDBG project activities are scheduled to be completed by December 31, 2017. Project activities completed and confirmation of LMI benefit will be reported for the FY 2018 period.	



U.S. Department of Housing and Urban Development
Office of Community Planning and Development
Integrated Disbursement and Information System
CDBG Activity Summary Report (GPR) for Program Year 2021
SAN DIEGO

Date: 24-Sep-2022
Time: 15:19
Page: 2

Years	Accomplishment Narrative	# Benefitting
2017	For Fiscal Year End 2018, work was completed on poured concrete in lower area and sidewalk new inlet, installed play structures in upper area, in process of installing play structures in lower area, backfilling with gravel, finishing last section of cobble wall. Construction is still ongoing and will carry forward into Fiscal Year 2019.	
2018	For Fiscal Year 2019, facility was opened on 12/10/18, but closeout report was not submitted on time to be counted. Project will be counted in future CAPER.	
2020	For fiscal year 2021 closeout, project is complete and serving clients. Improvements include: new concrete in lower area and sidewalk near park inlet, new play structures in upper area, new gravel, walkways, natural play logs setup, shade structure posts with concrete footings, fitness equipment, boat and bridge modifications, additional walls around boulders.	



U.S. Department of Housing and Urban Development
 Office of Community Planning and Development
 Integrated Disbursement and Information System
 CDBG Activity Summary Report (GPR) for Program Year 2021
 SAN DIEGO

Date: 24-Sep-2022
 Time: 15:19
 Page: 3

PGM Year: 2015
Project: 0002 - PUBLIC FACILITIES & IMPROVEMENTS
IDIS Activity: 6829 - CITY SD-NEW WALKWAYS AA-16
Status: Completed 9/16/2021 12:00:00 AM
Location: jewell st san diego, CA 92109
Objective: Create suitable living environments
Outcome: Availability/accessibility
Matrix Code: Sidewalks (03L) **National Objective:** LMA

Activity to prevent, prepare for, and respond to Coronavirus: No

Initial Funding Date: 10/05/2015

Description:

New sidewalk at Jewell St from Oliver Ave to Pacific Beach Dr-\$100,000, 63rd St from Broadway to Imperial West Side-\$100,000, S Boundary St from Ocean View Blvd to T St, Linbrook Dr from Ulric St to Acari St-\$150,000, and Altadena Ave to Landis St to Wightman-\$76,000.

Financing

	Fund Type	Grant Year	Grant	Funded Amount	Drawn In Program Year	Drawn Thru Program Year
CDBG	EN	Pre-2015		\$45,035.93	\$0.00	\$0.00
		2013	B13MC060542		\$0.00	\$2,560.37
		2014	B14MC060542		\$0.00	\$42,475.56
		2015	B15MC060542	\$99,056.96	\$0.00	\$99,056.96
	PI			\$288,227.34	\$0.00	\$288,227.34
Total	Total			\$432,320.23	\$0.00	\$432,320.23

Proposed Accomplishments

Public Facilities : 5
 Total Population in Service Area: 11,040
 Census Tract Percent Low / Mod: 75.09

Annual Accomplishments

Years	Accomplishment Narrative	# Benefitting
2015	2nd/3rd Quarter: The design phase was pending completion. At FY 2016 year-end, design work for new walkways were completed for three locations and the design phase in process for two locations. CDBG project activities are scheduled to be completed by February 28, 2017. These activities and confirmation of LMI benefit will be reported for the FY 2017 period.	
2016	1ST QTR: One location was in construction. 2ND QTR: Design was completed for three locations. FY 2017 Year End: The Jewell St-Oliver Ave to Pacific Beach Dr Sidewalk was constructed on the west side of Jewell St from Oliver Ave to Pacific Beach Drive as well as the Lindbrook Dr to Ulric St. sidewalk. CDBG project activities are scheduled to be completed by December 31, 2017. The additional project activities completed and confirmation of LMI benefit will be reported for the FY 2018 period.	



U.S. Department of Housing and Urban Development
Office of Community Planning and Development
Integrated Disbursement and Information System
CDBG Activity Summary Report (GPR) for Program Year 2021
SAN DIEGO

Date: 24-Sep-2022
Time: 15:19
Page: 4

Years	Accomplishment Narrative	# Benefitting
2017	For Fiscal Year end 2018, the Altadena Ave. to Landis St. to Wightman sidewalks were completed. Construction on the Martin Luther King to Charlene to Tiffin Sidewalk is also moving along and is about 60% completed. Project will move forward into the following fiscal year.	
2018	For fiscal year 2019 year end, construction has not completed on all planned sidewalks and activity will move forward into the next fiscal year.	
2019	For Fiscal year 2020 year end, the 63rd to Broadway to Imperial Avenue/Akins sidewalk was completed as well as the South Boundary to Ocean View sidewalk was completed. Planned sidewalks are completed but retention is on hold and activity should close in fiscal year 2021.	



U.S. Department of Housing and Urban Development
 Office of Community Planning and Development
 Integrated Disbursement and Information System
 CDBG Activity Summary Report (GPR) for Program Year 2021
 SAN DIEGO

Date: 24-Sep-2022
 Time: 15:19
 Page: 5

PGM Year: 2015
Project: 0002 - PUBLIC FACILITIES & IMPROVEMENTS
IDIS Activity: 6871 - CITY SD-NEW WALKWAYS-16
Status: Completed 9/16/2021 12:00:00 AM
Location: Market St San Diego, CA 92114
Objective: Create suitable living environments
Outcome: Availability/accessibility
Matrix Code: Sidewalks (03L) **National Objective:** LMA

Activity to prevent, prepare for, and respond to Coronavirus: No

Initial Funding Date: 10/05/2015

Description:
 Neighborhood Infrastructure Improvements: construction of new sidewalks at five locations.
 These five locations are Market St, Euclid Ave to Pitta St B15048; Euclid Ave, Home Ave to Altadena Ave B16051; 31st St, Cedar St to Elm St B14156; Sparling St, Thorns St to Streamview Dr B14161; Holabird St, Rainier Ave to Glacier Ave B16050; & Highland Ave between El Cajon Blvd And Monroe Ave B16122.

Financing

	Fund Type	Grant Year	Grant	Funded Amount	Drawn In Program Year	Drawn Thru Program Year
CDBG	EN	Pre-2015		\$20,091.35	\$0.00	\$0.00
		2013	B13MC060542		\$0.00	\$4,879.39
		2014	B14MC060542		\$0.00	\$15,211.96
		2015	B15MC060542	\$66,818.64	\$0.00	\$66,818.64
		2016	B16MC060542	\$56,730.75	\$0.00	\$56,730.75
	PI			\$455,981.54	\$0.00	\$455,981.54
Total	Total			\$599,622.28	\$0.00	\$599,622.28

Proposed Accomplishments
 Public Facilities : 5
 Total Population in Service Area: 7,770
 Census Tract Percent Low / Mod: 67.76

Annual Accomplishments

Years	Accomplishment Narrative	# Benefitting
2015	At FY 2016 year-end, construction was completed on the first segment (Euclid to 54th). The design was completed for the 31st-Cedar to Elm sidewalk. The design was in the process of being completed for the other locations. CDBG project activities are scheduled to be completed by March 31, 2017. These activities and confirmation of LMI benefit will be reported for the FY 2017 period.	



U.S. Department of Housing and Urban Development
Office of Community Planning and Development
Integrated Disbursement and Information System
CDBG Activity Summary Report (GPR) for Program Year 2021
SAN DIEGO

Date: 24-Sep-2022
Time: 15:19
Page: 6

Years	Accomplishment Narrative	# Benefitting
2016	1ST/2ND QTR: Construction begun on 54th to Pitta segment; design phase was still pending completion for other locations. 3RD/4TH QTR: Construction was completed on the 54th to Pitta segment; design was still pending completion for other locations. FY 2017 Year-End: The Market St-Euclid to Pitta St. sidewalk was constructed on the south side of Market St from Euclid Ave to Pitta St. The Euclid Ave to Home Ave to Altadena sidewalk was also completed. Sidewalk construction is ongoing and activity will continue into next fiscal year.	
2017	For Fiscal Year 2018 year end, the 31st St. to Elm St to Cedar Ave sidewalk was completed. The Highland Ave. between El Cajon Blvd and Monroe Ave was completed. Other sidewalk projects are still ongoing and activity will move forward into the next fiscal year.	
2019	For Fiscal Year 2020 year end, the Sparking St to Thorn St to Streamview Dr. sidewalk was completed as well as the Holabird St. to Rainier Ave. to Glacier Ave. sidewalk was completed. Planned sidewalk projects for this activity have been completed but due to retention, activity will be closed out in fiscal year 2021.	



U.S. Department of Housing and Urban Development
 Office of Community Planning and Development
 Integrated Disbursement and Information System
 CDBG Activity Summary Report (GPR) for Program Year 2021
 SAN DIEGO

Date: 24-Sep-2022
 Time: 15:19
 Page: 7

PGM Year: 2017
Project: 0003 - PUBLIC FACILITIES AND INFRASTRUCTURE
IDIS Activity: 7039 - BAY TERRACES COMMUNITY CTR-18
Status: Open
Location: 7373 Tooma St San Diego, CA 92139-2938
Objective: Create suitable living environments
Outcome: Availability/accessibility
Matrix Code: Neighborhood Facilities (03E) **National Objective:** LMA

Activity to prevent, prepare for, and respond to Coronavirus: No

Initial Funding Date: 01/03/2018

Description:
 Completion of design phase for a new senior community center.

Financing

	Fund Type	Grant Year	Grant	Funded Amount	Drawn In Program Year	Drawn Thru Program Year
CDBG	EN	2015	B15MC060542	\$15,138.77	\$0.00	\$15,138.77
		2016	B16MC060542	\$11,298.89	\$0.00	\$11,298.89
		2017	B17MC060542	\$82,306.39	\$0.00	\$82,306.39
		2019	B19MC060542	\$114,689.99	\$8,214.50	\$8,214.50
	PI			\$276,565.96	\$19,500.00	\$276,565.96
Total	Total			\$500,000.00	\$27,714.50	\$393,524.51

Proposed Accomplishments

Total Population in Service Area: 1,470
 Census Tract Percent Low / Mod: 61.22

Annual Accomplishments

Years	Accomplishment Narrative	# Benefitting
2017	Design work completed. Accomplishment data will be associated with IDIS-7223 on construction activities.	



U.S. Department of Housing and Urban Development
 Office of Community Planning and Development
 Integrated Disbursement and Information System
 CDBG Activity Summary Report (GPR) for Program Year 2021
 SAN DIEGO

Date: 24-Sep-2022
 Time: 15:19
 Page: 8

PGM Year: 2017
Project: 0003 - PUBLIC FACILITIES AND INFRASTRUCTURE
IDIS Activity: 7042 - PARK DE LA CRUZ COMMUNITY CTR-18
Status: Open
Location: 3901 Landis St San Diego, CA 92105-2428
Objective: Create suitable living environments
Outcome: Availability/accessibility
Matrix Code: Neighborhood Facilities (03E) **National Objective:** LMA

Activity to prevent, prepare for, and respond to Coronavirus: No

Initial Funding Date: 01/03/2018

Description:

Interior and exterior tenant and Americans with Disabilities (ADA) improvements including renovation of restrooms and program spaces, installation of new fire suppression system, communication system, modular elevator, windows, HVAC systems, building roof, flooring, lighting and power systems.

Financing

	Fund Type	Grant Year	Grant	Funded Amount	Drawn In Program Year	Drawn Thru Program Year
CDBG	EN	2015	B15MC060542	\$3,336.80	\$0.00	\$3,336.80
		2016	B16MC060542	\$15,874.08	\$0.00	\$15,874.08
		2017	B17MC060542	\$2,119,784.95	\$0.00	\$1,922,584.85
	PI			\$1,561,004.17	\$0.00	\$1,561,004.17
Total	Total			\$3,700,000.00	\$0.00	\$3,502,799.90

Proposed Accomplishments

- Public Facilities : 1
- Total Population in Service Area: 1,225
- Census Tract Percent Low / Mod: 94.29

Annual Accomplishments

Years	Accomplishment Narrative	# Benefiting
2020	For fiscal year 2021 closeout, construction has completed and project is serving clients. Total improvements include: Remodeling of existing restrooms make them ADA accessible, remodeling of existing locker/shower rooms into program spaces and storage, general renovation of all spaces within the building, includes new flooring, paint, ceiling and finishes, new lighting throughout, new HVAC systems throughout, code upgrades including widening doorways, signage, assistive listening systems, fire alarm system, upgrade of the HVAC and lighting controls system, installation of code compliant fire suppression system, fire safety improvements, new modular elevator to provide access to all levels of the building, HVAC system for the gymnasium, new windows and upgrade to steel windows, removal boilers and equipment that was serving the pool, which is now unused, exterior facade improvements include new stucco color coat, custom built-in gutter system, lobby upgrades to include rebuilding the front reception desk, specialty ceiling and wall treatments, roof replacements, interior furnishing, energy efficient interior lighting, furnishings, and related improvements.	



U.S. Department of Housing and Urban Development
 Office of Community Planning and Development
 Integrated Disbursement and Information System
 CDBG Activity Summary Report (GPR) for Program Year 2021
 SAN DIEGO

Date: 24-Sep-2022
 Time: 15:19
 Page: 9

PGM Year: 2017
Project: 0002 - ECONOMIC DEVELOPMENT/SMALL BUSINESS ASSISTANCE
IDIS Activity: 7046 - CITY SD-ED-BUS ASSISTANCE FUND-18

Status: Open
Location: 1200 3rd Ave San Diego, CA 92101-4110
Objective: Create economic opportunities
Outcome: Availability/accessibility
Matrix Code: ED Direct Financial Assistance to For-Profits (18A)
National Objective: LMJ

Activity to prevent, prepare for, and respond to Coronavirus: No

Initial Funding Date: 01/18/2018

Description:

Funds for business support services for potential small business loan clients and existing loan clients (served by the Small Business Revolving Loan Fund).

Financing

	Fund Type	Grant Year	Grant	Funded Amount	Drawn In Program Year	Drawn Thru Program Year
CDBG	EN	2019	B19MC060542	\$3,473.45	\$0.00	\$0.00
	PI			\$296,526.55	\$0.00	\$296,526.55
Total	Total			\$300,000.00	\$0.00	\$296,526.55

Proposed Accomplishments

Jobs : 100

Actual Accomplishments

Number assisted:

	Owner		Renter		Total		Person	
	Total	Hispanic	Total	Hispanic	Total	Hispanic	Total	Hispanic
White:	0	0	0	0	0	0	5	1
Black/African American:	0	0	0	0	0	0	2	0
Asian:	0	0	0	0	0	0	1	0
American Indian/Alaskan Native:	0	0	0	0	0	0	2	2
Native Hawaiian/Other Pacific Islander:	0	0	0	0	0	0	0	0
American Indian/Alaskan Native & White:	0	0	0	0	0	0	0	0
Asian White:	0	0	0	0	0	0	0	0
Black/African American & White:	0	0	0	0	0	0	0	0
American Indian/Alaskan Native & Black/African American:	0	0	0	0	0	0	0	0
Other multi-racial:	0	0	0	0	0	0	2	0
Asian/Pacific Islander:	0	0	0	0	0	0	0	0
Hispanic:	0	0	0	0	0	0	0	0



U.S. Department of Housing and Urban Development
 Office of Community Planning and Development
 Integrated Disbursement and Information System
 CDBG Activity Summary Report (GPR) for Program Year 2021
 SAN DIEGO

Date: 24-Sep-2022
 Time: 15:19
 Page: 10

Total:	0	0	0	0	0	0	12	3	
Female-headed Households:	0		0		0				
<i>Income Category:</i>									
	Owner	Renter	Total						Person
Extremely Low	0	0	0						3
Low Mod	0	0	0						5
Moderate	0	0	0						3
Non Low Moderate	0	0	0						1
Total	0	0	0						12
Percent Low/Mod									91.7%

Annual Accomplishments

Years	Accomplishment Narrative	# Benefitting
2017	For Fiscal Year 2018, the CDC Small Business Finance worked with the City to define loan product, policy, and guidelines. Identified future partners in marketing the loan including Logan Heights CDC, San Ysidro Chamber of Commerce, San Diego Diamond BID, and City Heights CDC. Will continue to establish ongoing training with partners in LMI communities to pre-qualify prospective borrowers for the loan program.	



U.S. Department of Housing and Urban Development
 Office of Community Planning and Development
 Integrated Disbursement and Information System
 CDBG Activity Summary Report (GPR) for Program Year 2021
 SAN DIEGO

Date: 24-Sep-2022
 Time: 15:19
 Page: 11

PGM Year: 2017
Project: 0002 - ECONOMIC DEVELOPMENT/SMALL BUSINESS ASSISTANCE
IDIS Activity: 7048 - CDC SM BUS FIN-CW ED IMPACT-18
Status: Open
Location: 1200 3rd Ave San Diego, CA 92101-4110
Objective: Create economic opportunities
Outcome: Availability/accessibility
Matrix Code: ED Direct Financial Assistance to For-Profits (18A)
National Objective: LMJ

Activity to prevent, prepare for, and respond to Coronavirus: No

Initial Funding Date: 01/18/2018

Description:

Low-interest loan capital to selected Community Based Lending Organizations to provide loans to small businesses located in CDBG-eligible communities.

Financing

	Fund Type	Grant Year	Grant	Funded Amount	Drawn In Program Year	Drawn Thru Program Year
CDBG	PI			\$1,000,000.00	\$0.00	\$1,000,000.00
Total	Total			\$1,000,000.00	\$0.00	\$1,000,000.00

Proposed Accomplishments

Jobs : 1

Actual Accomplishments

Number assisted:

	Owner		Renter		Total		Person	
	Total	Hispanic	Total	Hispanic	Total	Hispanic	Total	Hispanic
White:	0	0	0	0	0	0		0
Black/African American:	0	0	0	0	0	0	0	0
Asian:	0	0	0	0	0	0	0	0
American Indian/Alaskan Native:	0	0	0	0	0	0	0	0
Native Hawaiian/Other Pacific Islander:	0	0	0	0	0	0	0	0
American Indian/Alaskan Native & White:	0	0	0	0	0	0	0	0
Asian White:	0	0	0	0	0	0	0	0
Black/African American & White:	0	0	0	0	0	0	0	0
American Indian/Alaskan Native & Black/African American:	0	0	0	0	0	0	0	0
Other multi-racial:	0	0	0	0	0	0	0	0
Asian/Pacific Islander:	0	0	0	0	0	0	0	0
Hispanic:	0	0	0	0	0	0	0	0
Total:	0	0	0	0	0	0	0	0



U.S. Department of Housing and Urban Development
Office of Community Planning and Development
Integrated Disbursement and Information System
CDBG Activity Summary Report (GPR) for Program Year 2021
SAN DIEGO

Date: 24-Sep-2022

Time: 15:19

Page: 12

Female-headed Households: 0 0 0

Income Category:

	Owner	Renter	Total	Person
Extremely Low	0	0	0	0
Low Mod	0	0	0	0
Moderate	0	0	0	0
Non Low Moderate	0	0	0	0
Total	0	0	0	0

Percent Low/Mod

Annual Accomplishments

No data returned for this view. This might be because the applied filter excludes all data.



U.S. Department of Housing and Urban Development
 Office of Community Planning and Development
 Integrated Disbursement and Information System
 CDBG Activity Summary Report (GPR) for Program Year 2021
 SAN DIEGO

Date: 24-Sep-2022
 Time: 15:19
 Page: 13

PGM Year: 2017
Project: 0005 - HOMELESSNESS
IDIS Activity: 7059 - CITY SD-ED-HOMELESS FAC ACQ-18
Status: Completed 9/16/2021 12:00:00 AM
Location: 1788 Palm Ave San Diego, CA 92154-1149
Objective: Create suitable living environments
Outcome: Availability/accessibility
Matrix Code: Acquisition of Real Property (01) **National Objective:** LMC

Activity to prevent, prepare for, and respond to Coronavirus: No

Initial Funding Date: 10/06/2017

Description:
 To purchase property to serve as Homeless Services Facility.Reprogram 6943 BF1000003-17 CITYSD-NEIL GOOD DAY 150,000.00 6957 DF1000003-17 SPRGBD-HOMEOWN 214,495.73

Financing

	Fund Type	Grant Year	Grant	Funded Amount	Drawn In Program Year	Drawn Thru Program Year
CDBG	PI			\$6,648,993.50	\$0.00	\$6,648,993.50
Total	Total			\$6,648,993.50	\$0.00	\$6,648,993.50

Proposed Accomplishments

Actual Accomplishments

Number assisted:

	Owner		Renter		Total		Person	
	Total	Hispanic	Total	Hispanic	Total	Hispanic	Total	Hispanic
White:	0	0	0	0	0	0	0	0
Black/African American:	0	0	0	0	0	0	0	0
Asian:	0	0	0	0	0	0	0	0
American Indian/Alaskan Native:	0	0	0	0	0	0	0	0
Native Hawaiian/Other Pacific Islander:	0	0	0	0	0	0	0	0
American Indian/Alaskan Native & White:	0	0	0	0	0	0	0	0
Asian White:	0	0	0	0	0	0	0	0
Black/African American & White:	0	0	0	0	0	0	0	0
American Indian/Alaskan Native & Black/African American:	0	0	0	0	0	0	0	0
Other multi-racial:	0	0	0	0	0	0	0	0
Asian/Pacific Islander:	0	0	0	0	0	0	0	0
Hispanic:	0	0	0	0	0	0	0	0
Total:	0	0	0	0	0	0	0	0



U.S. Department of Housing and Urban Development
 Office of Community Planning and Development
 Integrated Disbursement and Information System
 CDBG Activity Summary Report (GPR) for Program Year 2021
 SAN DIEGO

Date: 24-Sep-2022
 Time: 15:19
 Page: 14

Female-headed Households: 0 0 0

Income Category:

	Owner	Renter	Total	Person
Extremely Low	0	0	0	0
Low Mod	0	0	0	0
Moderate	0	0	0	0
Non Low Moderate	0	0	0	0
Total	0	0	0	0
Percent Low/Mod				

Annual Accomplishments

Years	Accomplishment Narrative	# Benefitting
2017	For fiscal year 2018, construction has started and estimated construction completion is June of 2019. Accomplishment data will be linked to IDIS 7127.	



U.S. Department of Housing and Urban Development
 Office of Community Planning and Development
 Integrated Disbursement and Information System
 CDBG Activity Summary Report (GPR) for Program Year 2021
 SAN DIEGO

Date: 24-Sep-2022
 Time: 15:19
 Page: 15

PGM Year: 2017
Project: 0006 - PUBLIC SERVICES & FACILITIES
IDIS Activity: 7127 - CITY SD-ED-HOMELESS FAC REHAB

Status: Completed 9/16/2021 12:00:00 AM
 Location: 1788 Palm Ave San Diego, CA 92154-1149

Objective: Create suitable living environments
 Outcome: Availability/accessibility
 Matrix Code: Homeless Facilities (not operating costs) (03C) National Objective: LMC

Activity to prevent, prepare for, and respond to Coronavirus: No

Initial Funding Date: 01/03/2018

Description:
 To complete rehabilitation to a Homeless Facility.

Financing

	Fund Type	Grant Year	Grant	Funded Amount	Drawn In Program Year	Drawn Thru Program Year
CDBG	EN	Pre-2015		\$306,258.09	\$0.00	\$0.00
		2014	B14MC060542		\$0.00	\$306,258.09
		2015	B15MC060542	\$483,148.73	\$0.00	\$483,148.73
		2019	B19MC060542	\$181.22	\$15.69	\$181.22
	PI			\$5,684,682.10	\$0.00	\$5,684,682.10
Total	Total			\$6,474,270.14	\$15.69	\$6,474,270.14

Proposed Accomplishments

Public Facilities : 1

Actual Accomplishments

Number assisted:

	Owner		Renter		Total		Person	
	Total	Hispanic	Total	Hispanic	Total	Hispanic	Total	Hispanic
White:	0	0	0	0	0	0	187	149
Black/African American:	0	0	0	0	0	0	166	8
Asian:	0	0	0	0	0	0	3	0
American Indian/Alaskan Native:	0	0	0	0	0	0	5	1
Native Hawaiian/Other Pacific Islander:	0	0	0	0	0	0	6	0
American Indian/Alaskan Native & White:	0	0	0	0	0	0	4	4
Asian White:	0	0	0	0	0	0	0	0
Black/African American & White:	0	0	0	0	0	0	10	1
American Indian/Alaskan Native & Black/African American:	0	0	0	0	0	0	9	1
Other multi-racial:	0	0	0	0	0	0	10	4



U.S. Department of Housing and Urban Development
 Office of Community Planning and Development
 Integrated Disbursement and Information System
 CDBG Activity Summary Report (GPR) for Program Year 2021
 SAN DIEGO

Date: 24-Sep-2022
 Time: 15:19
 Page: 16

Asian/Pacific Islander:	0	0	0	0	0	0	0	0
Hispanic:	0	0	0	0	0	0	0	0
Total:	0	0	0	0	0	0	400	168

Female-headed Households: 0 0 0 0

Income Category:

	Owner	Renter	Total	Person
Extremely Low	0	0	0	392
Low Mod	0	0	0	6
Moderate	0	0	0	2
Non Low Moderate	0	0	0	0
Total	0	0	0	400
Percent Low/Mod				100.0%

Annual Accomplishments

Years	Accomplishment Narrative	# Benefiting
2017	As part of the acquisition (IDIS-7059), facility was acquired and accomplishments will be reported within this activity. Construction had just begun in Fiscal year 2018 and will continue in the following years.	
2018	For fiscal year 2019 year-end, construction is ongoing and will continue into the following year.	
2019	For fiscal year 2020, construction is complete and facility is assisting clients. Construction documents and demographic information needed, project is tentatively scheduled to be closed out in fiscal year 2021.	
2020	For Fiscal Year 2021 closeout, facility improvements are completed and 400 clients have new and improved access to facility. Improvements include: 42 transitional housing rooms with a total of 84 beds, one manager unit, multi-use community rooms, administrative office, meeting and training rooms, reception area, full service kitchens for residents and employees, living and dining rooms, laundry rooms, fitness rooms, locker and storage rooms, a 716 square foot addition to enclose the existing exterior staircases, which include the creation of a new reception area, new electrical, mechanical, and plumbing, addition of fire sprinkler system to building including first, second and attic areas, new interconnecting staircase from first to second floor, new non bearing interior partitions, new bearing interior partitions and reframing of existing exterior bearing partitions for new exterior windows and doors, new landscaping, exterior lighting, new roofing shingles, and free standing trellis, rework parking lot with new parking layout, new free standing building signage, and new curb cuts, pv panels for coverage at parking lot trellis and roof, and fire life safety fire alarm upgrades.	



U.S. Department of Housing and Urban Development
 Office of Community Planning and Development
 Integrated Disbursement and Information System
 CDBG Activity Summary Report (GPR) for Program Year 2021
 SAN DIEGO

Date: 24-Sep-2022
 Time: 15:19
 Page: 17

PGM Year: 2017
Project: 0005 - HOMELESSNESS
IDIS Activity: 7151 - CITY SD-ED-HMLSS NAV ACQ-18
Status: Completed 9/20/2021 12:00:00 AM
Location: 1401 Imperial Ave San Diego, CA 92101-7527
Objective: Create suitable living environments
Outcome: Availability/accessibility
Matrix Code: Acquisition of Real Property (01) **National Objective:** LMC

Activity to prevent, prepare for, and respond to Coronavirus: No

Initial Funding Date: 02/02/2018

Description:

Financing

	Fund Type	Grant Year	Grant	Funded Amount	Drawn In Program Year	Drawn Thru Program Year
CDBG	EN	2016	B16MC060542	\$573,732.49	\$0.00	\$573,732.49
	PI			\$6,726,267.51	\$0.00	\$6,726,267.51
Total	Total			\$7,300,000.00	\$0.00	\$7,300,000.00

Proposed Accomplishments

Actual Accomplishments

Number assisted:

	Owner		Renter		Total		Person	
	Total	Hispanic	Total	Hispanic	Total	Hispanic	Total	Hispanic
White:	0	0	0	0	0	0		0
Black/African American:	0	0	0	0	0	0	0	0
Asian:	0	0	0	0	0	0	0	0
American Indian/Alaskan Native:	0	0	0	0	0	0	0	0
Native Hawaiian/Other Pacific Islander:	0	0	0	0	0	0	0	0
American Indian/Alaskan Native & White:	0	0	0	0	0	0	0	0
Asian White:	0	0	0	0	0	0	0	0
Black/African American & White:	0	0	0	0	0	0	0	0
American Indian/Alaskan Native & Black/African American:	0	0	0	0	0	0	0	0
Other multi-racial:	0	0	0	0	0	0	0	0
Asian/Pacific Islander:	0	0	0	0	0	0	0	0
Hispanic:	0	0	0	0	0	0	0	0
Total:	0	0	0	0	0	0	0	0



U.S. Department of Housing and Urban Development
Office of Community Planning and Development
Integrated Disbursement and Information System
CDBG Activity Summary Report (GPR) for Program Year 2021
SAN DIEGO

Date: 24-Sep-2022

Time: 15:19

Page: 18

Female-headed Households:

0 0 0

Income Category:

	Owner	Renter	Total	Person
Extremely Low	0	0	0	0
Low Mod	0	0	0	0
Moderate	0	0	0	0
Non Low Moderate	0	0	0	0
Total	0	0	0	0

Percent Low/Mod

Annual Accomplishments

Years	Accomplishment Narrative	# Benefitting
2017	For fiscal year 2018, property was acquired. Project is linked to IDIS 7234 and accomplishment data will be reported in that activity.	



U.S. Department of Housing and Urban Development
 Office of Community Planning and Development
 Integrated Disbursement and Information System
 CDBG Activity Summary Report (GPR) for Program Year 2021
 SAN DIEGO

Date: 24-Sep-2022
 Time: 15:19
 Page: 19

PGM Year: 2018
Project: 0002 - Public Services and Facilities
IDIS Activity: 7180 - CENTRO SAN YSIDRO-HEALTH-19
Status: Completed 3/1/2022 12:00:00 AM
Location: 1275 30th St San Diego, CA 92154-3476
Objective: Create suitable living environments
Outcome: Availability/accessibility
Matrix Code: Health Facilities (03P) **National Objective:** LMC

Activity to prevent, prepare for, and respond to Coronavirus: No

Initial Funding Date: 11/09/2018

Description:

San Ysidro Health Solar Power Project (SPP) Purchase and install solar power and energy storage system for Senior Health complex

Financing

	Fund Type	Grant Year	Grant	Funded Amount	Drawn In Program Year	Drawn Thru Program Year
CDBG	EN	2019	B19MC060542	\$23,919.95	\$0.00	\$23,919.95
	PI			\$454,479.05	\$0.00	\$454,479.05
Total	Total			\$478,399.00	\$0.00	\$478,399.00

Proposed Accomplishments

Public Facilities : 1

Actual Accomplishments

Number assisted:

	Owner		Renter		Total		Person	
	Total	Hispanic	Total	Hispanic	Total	Hispanic	Total	Hispanic
White:	0	0	0	0	0	0	20	15
Black/African American:	0	0	0	0	0	0	4	1
Asian:	0	0	0	0	0	0	38	2
American Indian/Alaskan Native:	0	0	0	0	0	0	1	0
Native Hawaiian/Other Pacific Islander:	0	0	0	0	0	0	1	1
American Indian/Alaskan Native & White:	0	0	0	0	0	0	0	0
Asian White:	0	0	0	0	0	0	0	0
Black/African American & White:	0	0	0	0	0	0	0	0
American Indian/Alaskan Native & Black/African American:	0	0	0	0	0	0	0	0
Other multi-racial:	0	0	0	0	0	0	0	0
Asian/Pacific Islander:	0	0	0	0	0	0	0	0
Hispanic:	0	0	0	0	0	0	0	0



U.S. Department of Housing and Urban Development
 Office of Community Planning and Development
 Integrated Disbursement and Information System
 CDBG Activity Summary Report (GPR) for Program Year 2021
 SAN DIEGO

Date: 24-Sep-2022
 Time: 15:19
 Page: 20

Total:	0	0	0	0	0	0	64	19	
Female-headed Households:	0		0		0				
<i>Income Category:</i>									
	Owner	Renter	Total						Person
Extremely Low	0	0	0						61
Low Mod	0	0	0						3
Moderate	0	0	0						0
Non Low Moderate	0	0	0						0
Total	0	0	0						64
Percent Low/Mod									100.0%

Annual Accomplishments

Years	Accomplishment Narrative	# Benefitting
2018	<p>For Fiscal Year 2019 year end report, the project is still under construction and is not complete. San Ysidro Health Center (SYHC) is continuing to make progress on its solar panel purchase and installation project for its Senior Health Center complex. There were four prospective bidders who attended the Bidders Conference (July 2019); two out of the four submitted bids in August 2019. SYHC is in the process of reviewing these two bids.</p> <p>The revised project timeline has an estimated date of completion of April-May 2020 with the project closing out in June 2020. The solar panels are not yet installed, so there is no demographic information to report for Fiscal year 2019.</p>	
2019	<p>For Fiscal Year 2020 year end, construction is ongoing and project will continue into FY 2021.</p>	



U.S. Department of Housing and Urban Development
 Office of Community Planning and Development
 Integrated Disbursement and Information System
 CDBG Activity Summary Report (GPR) for Program Year 2021
 SAN DIEGO

Years	Accomplishment Narrative	# Benefitting
2020	<p>For Fiscal year 2021 closeout, project is complete and 64 clients have improved access to facility. San Ysidro Health Center received funds to purchase and install solar panels for its Senior Health Complex (SHC). Project activities were implemented according to plan, even with COVID-19 pandemic challenges. Contractor Selection: After a competitive bid process, SY Health selected Baker Electric as the contractor for the project. Plan Review: Electrical and structural plans were reviewed by the City from May to July 2020. Construction: After a final job walk (August 19), installation activities started on August 31. SYHealth held standing meetings with Baker Electric to monitor progress. Project Completion: Installation was completed on September 25 and SYHealth passed final inspection with the City on October 2. Challenges: The CDBG period overlapped with the pandemic (CY2020). As part of infection control measures, phone visits replaced most clinic visits; the latter was limited for those needing in-person care. Those with suspected/confirmed COVID were instructed to isolate and not attend routine/specialty appointments except for COVID care until they recover. Walk-ins were reasonably accommodated, but not encouraged. Workflow changes lengthened clinic visit time and further limited the number of patients seen: screenings prior to entry, escorted movement within the facility, designated uses for exam rooms (sick vs. well visits), disinfectant procedures after exam room use, etc. Many patients opted to remain at home despite decreased COVID rates. These impacted the projected vs. actual number of patients who utilized the facility.</p> <p>Client Benefit: The SHC remained open for patients during CY2020, and while some still prefer telehealth, many are resuming in-person care at SHC as of CY2021. As patient numbers at SHC steadily return to pre-pandemic levels, the SHC is equipped to provide preventive care, chronic disease management, care coordination, and other medical care to seniors. The project positioned the SHC for sustainability. As electrical grids experience greater demands due to climate change, a solar energy source installed at the SHC provides a life-saving safeguard for elderly patients. Real-time benefits include decreased electricity bills, resulting in cost savings that will allow SYHealth to direct more funds into direct patient care.</p> <p>CY2020 vs. CY2021 Electric Bills</p> <p>Jan: From \$8,494 to \$5,016, a 41% decrease</p> <p>Feb: From \$8,533 to \$4,627, a 46% decrease</p> <p>Mar: From \$8,949 to \$4,217, a 53% decrease</p> <p>Apr: From \$7,610 to \$2,463, a 68% decrease</p> <p>May: From \$8,127 to \$1,783, a 78% decrease</p>	



U.S. Department of Housing and Urban Development
 Office of Community Planning and Development
 Integrated Disbursement and Information System
 CDBG Activity Summary Report (GPR) for Program Year 2021
 SAN DIEGO

Date: 24-Sep-2022
 Time: 15:19
 Page: 22

PGM Year: 2018
Project: 0002 - Public Services and Facilities
IDIS Activity: 7200 - SD AMERICAN INDIAN HLTH CTR-19
Status: Completed 7/12/2021 12:00:00 AM
Location: 2602 1st Ave San Diego, CA 92103-6529
Objective: Create suitable living environments
Outcome: Availability/accessibility
Matrix Code: Health Facilities (03P) **National Objective:** LMC

Activity to prevent, prepare for, and respond to Coronavirus: No

Initial Funding Date: 11/09/2018

Description:
 SDAIHC Health Center Capital Improvement ADA upgrades to SDAIHC

Financing

	Fund Type	Grant Year	Grant	Funded Amount	Drawn In Program Year	Drawn Thru Program Year
CDBG	PI			\$288,558.00	\$0.00	\$288,558.00
Total	Total			\$288,558.00	\$0.00	\$288,558.00

Proposed Accomplishments

Public Facilities : 1

Actual Accomplishments

Number assisted:

	Owner		Renter		Total		Person	
	Total	Hispanic	Total	Hispanic	Total	Hispanic	Total	Hispanic
White:	0	0	0	0	0	0	1,274	359
Black/African American:	0	0	0	0	0	0	2	0
Asian:	0	0	0	0	0	0	75	7
American Indian/Alaskan Native:	0	0	0	0	0	0	671	86
Native Hawaiian/Other Pacific Islander:	0	0	0	0	0	0	11	0
American Indian/Alaskan Native & White:	0	0	0	0	0	0	0	0
Asian White:	0	0	0	0	0	0	0	0
Black/African American & White:	0	0	0	0	0	0	5	0
American Indian/Alaskan Native & Black/African American:	0	0	0	0	0	0	97	6
Other multi-racial:	0	0	0	0	0	0	58	28
Asian/Pacific Islander:	0	0	0	0	0	0	0	0
Hispanic:	0	0	0	0	0	0	0	0
Total:	0	0	0	0	0	0	2,193	486



U.S. Department of Housing and Urban Development
 Office of Community Planning and Development
 Integrated Disbursement and Information System
 CDBG Activity Summary Report (GPR) for Program Year 2021
 SAN DIEGO

Date: 24-Sep-2022
 Time: 15:19
 Page: 23

Female-headed Households: 0 0 0

Income Category:

	Owner	Renter	Total	Person
Extremely Low	0	0	0	1,124
Low Mod	0	0	0	18
Moderate	0	0	0	13
Non Low Moderate	0	0	0	1,038
Total	0	0	0	2,193
Percent Low/Mod				52.7%

Annual Accomplishments

Years	Accomplishment Narrative	# Benefitting
2018	For Fiscal Year 2019 year end, project had not begun because of delays with original contractor. Invitation to BID was not released until August of 2019. Construction has not begun as of 6/30/19, no demographic information to report.	
2019	For Fiscal Year 2020 year end, subrecipient selected a general contractor to ensure Notice to Proceed will be issued to all sub-contractors. Construction is still pending.	
2020	For Fiscal Year 2021 closeout, project is completed and 2,193 clients have improved access to facility. All of the project elements and goals of original application were met, and the work was completed and signed-off post-inspection for public use. Clients are grateful for the improvements that were enabled through our CDBG grant--and we thank the CDBG staff for working with us to enable projects that improved accessibility and compliance with the latest ADA standards, as well as the client comfort benefit that was obtained through HVAC modernization. Even within a Covid pandemic environment, the anticipated client service benefits have already been exceeded.	

Specifically, thanks to CDBG funding, ADA-compliant switches and door openers were added to patient access and egress points, as described in the original application. Concrete ramps leading to the ground-floor patient access points were upgraded to meet current ADA standards. As a result, clients who use a wheelchair, walker, or other mobility accommodation are now able to access clinic entries with great ease. Interior door areas described in the original application (such as the interior entry door at Med Suite B) were replaced to improve clients' ability to navigate clinic hallways, and the improvements to the elevator and elevator door fascia on the ground and second floor made pivoting into the "hallway" areas outside the clinic elevator an easy transition. Prior to the improvements, clients with extra-large large wheelchairs had to execute a three-point-turn to navigate the mobility accommodation. That challenge has now been eliminated. Elevator improvements moreover created ADA compliant access to our clinic's 2nd floor meeting room, in which health education classes and other community events are regularly held. Behavioral Health is also located on the second floor, and all BH service rooms are now easily accessed by all clients. The elevator improvement also enabled an improved Public Health Nurse's office (which is now able to occupy a larger space with additional resources on the second floor vs. a small space on the first floor that the PHN previously occupied). The HVAC improvements funded by the grant were a substantial improvement for clients and staff alike--as an area on the first floor used to always be too warm for comfort, due to the presence of computer servers in an adjoining room. Many clients have specifically commented on this improvement to the clinic service environment.



U.S. Department of Housing and Urban Development
 Office of Community Planning and Development
 Integrated Disbursement and Information System
 CDBG Activity Summary Report (GPR) for Program Year 2021
 SAN DIEGO

Date: 24-Sep-2022
 Time: 15:19
 Page: 24

PGM Year: 2018
Project: 0002 - Public Services and Facilities
IDIS Activity: 7211 - ST PAUL MCCOLL HLTH CTR-19
Status: Completed 12/22/2021 12:00:00 AM
Location: 235 Nutmeg St San Diego, CA 92103-6201
Objective: Provide decent affordable housing
Outcome: Affordability
Matrix Code: Health Facilities (03P) **National Objective:** LMC

Activity to prevent, prepare for, and respond to Coronavirus: No

Initial Funding Date: 11/09/2018

Description:

MHC-Generator + Nurse Call System will replace emergency generator and nurse call system at John A. McCOLL Family Health Center, an affordable senior residential community.

Financing

	Fund Type	Grant Year	Grant	Funded Amount	Drawn In Program Year	Drawn Thru Program Year
CDBG	EN	2017	B17MC060542	\$50,000.00	\$0.00	\$50,000.00
		2018	B18MC060542	\$91,063.24	\$3,365.20	\$91,063.24
		2019	B19MC060542	\$4,899.70	\$4,899.70	\$4,899.70
	PI			\$496,620.86	\$0.00	\$496,620.86
Total	Total			\$642,583.80	\$8,264.90	\$642,583.80

Proposed Accomplishments

Public Facilities : 1

Actual Accomplishments

Number assisted:

	Owner		Renter		Total		Person	
	Total	Hispanic	Total	Hispanic	Total	Hispanic	Total	Hispanic
White:	0	0	0	0	0	0	65	4
Black/African American:	0	0	0	0	0	0	0	0
Asian:	0	0	0	0	0	0	2	0
American Indian/Alaskan Native:	0	0	0	0	0	0	0	0
Native Hawaiian/Other Pacific Islander:	0	0	0	0	0	0	0	0
American Indian/Alaskan Native & White:	0	0	0	0	0	0	0	0
Asian White:	0	0	0	0	0	0	0	0
Black/African American & White:	0	0	0	0	0	0	0	0
American Indian/Alaskan Native & Black/African American:	0	0	0	0	0	0	0	0
Other multi-racial:	0	0	0	0	0	0	1	0



U.S. Department of Housing and Urban Development
 Office of Community Planning and Development
 Integrated Disbursement and Information System
 CDBG Activity Summary Report (GPR) for Program Year 2021
 SAN DIEGO

Date: 24-Sep-2022
 Time: 15:19
 Page: 25

Asian/Pacific Islander:	0	0	0	0	0	0	0	0
Hispanic:	0	0	0	0	0	0	0	0
Total:	0	0	0	0	0	0	68	4
Female-headed Households:	0		0		0			

Income Category:

	Owner	Renter	Total	Person
Extremely Low	0	0	0	28
Low Mod	0	0	0	7
Moderate	0	0	0	3
Non Low Moderate	0	0	0	30
Total	0	0	0	68
Percent Low/Mod				55.9%

Annual Accomplishments

Years	Accomplishment Narrative	# Benefitting
2018	For fiscal year 2019 year end, project is ongoing. Project was initially proposed as a design-build project; however, after difficulty securing bids in October, and in consultation with city staff, project changed to a buildout project, with bids sourced after design. Went through the RFP process and selected a design firm (SGPA Architecture and Planning) in December. Since then, we have had very productive design meetings involving MHC management and users, along with technical investigations and meetings with the State (OSHPD - State permitting agency). The State is supporting design concepts, which allowed project to move forward with final design and permitting. Submitted permit requests to the State and have completed bid packages, which have been submitted to the staff for review. Plan is to move into bidding process July-August of 2020.	
2019	For fiscal year 2020 year end, construction is ongoing and project will continue into fiscal year 2021.	
2020	For fiscal year 2021 year end, construction is ongoing and project will continue into fiscal year 2022.	
2021	For Fiscal Year 2022 closeout, 68 clients have improved access to the facility. St. Paul's installed a new emergency generator and new nurse call system at McColl Health Center (MHC) in accordance with the work plan filed with CDBG. The new generator is more powerful than the previous unit, allowing St. Paul's to attach more building circuits and thus provide more service during an outage. The nurse call system includes improved monitoring facilities and current technology, enabling quicker repairs should services be interrupted. The MHC staff appreciate the improved service capabilities of the nurse call system, and the residents are pleased that staff is better able to monitor activity and respond to calls.	



U.S. Department of Housing and Urban Development
 Office of Community Planning and Development
 Integrated Disbursement and Information System
 CDBG Activity Summary Report (GPR) for Program Year 2021
 SAN DIEGO

Date: 24-Sep-2022
 Time: 15:19
 Page: 26

PGM Year: 2018
Project: 0001 - CDBG Administration
IDIS Activity: 7221 - HUD ADMIN-19
Status: Completed 3/1/2022 12:00:00 AM
Location: ,
Objective:
Outcome:
Matrix Code: General Program Administration (21A) **National Objective:**

Activity to prevent, prepare for, and respond to Coronavirus: No

Initial Funding Date: 11/09/2018

Description:

Financing

	Fund Type	Grant Year	Grant	Funded Amount	Drawn In Program Year	Drawn Thru Program Year
CDBG	EN	2016	B16MC060542	\$67,638.56	\$0.00	\$67,638.56
		2017	B17MC060542	\$1,403,164.27	\$0.00	\$1,403,164.27
		2018	B18MC060542	\$149,904.51	\$0.00	\$149,904.51
		2019	B19MC060542	\$225.00	\$0.00	\$225.00
	PI			\$4,464,156.66	\$0.00	\$4,464,156.66
Total	Total			\$6,085,089.00	\$0.00	\$6,085,089.00

Proposed Accomplishments

Actual Accomplishments

Number assisted:

	Owner		Renter		Total		Person	
	Total	Hispanic	Total	Hispanic	Total	Hispanic	Total	Hispanic
White:					0	0		
Black/African American:					0	0		
Asian:					0	0		
American Indian/Alaskan Native:					0	0		
Native Hawaiian/Other Pacific Islander:					0	0		
American Indian/Alaskan Native & White:					0	0		
Asian White:					0	0		
Black/African American & White:					0	0		
American Indian/Alaskan Native & Black/African American:					0	0		
Other multi-racial:					0	0		
Asian/Pacific Islander:					0	0		



U.S. Department of Housing and Urban Development
 Office of Community Planning and Development
 Integrated Disbursement and Information System
 CDBG Activity Summary Report (GPR) for Program Year 2021
 SAN DIEGO

Date: 24-Sep-2022
 Time: 15:19
 Page: 27

Hispanic:	0	0	0	0	0	0
Total:	0	0	0	0	0	0

Female-headed Households: 0

Income Category:

	Owner	Renter	Total	Person
Extremely Low			0	
Low Mod			0	
Moderate			0	
Non Low Moderate			0	
Total	0	0	0	0
Percent Low/Mod				

Annual Accomplishments

No data returned for this view. This might be because the applied filter excludes all data.



U.S. Department of Housing and Urban Development
 Office of Community Planning and Development
 Integrated Disbursement and Information System
 CDBG Activity Summary Report (GPR) for Program Year 2021
 SAN DIEGO

Date: 24-Sep-2022
 Time: 15:19
 Page: 28

PGM Year: 2018
Project: 0003 - Public Facilities and Infrastructure
IDIS Activity: 7223 - BAY TERRACES COMMUNITY CTR-19
Status: Open
Location: 7373 Tooma St San Diego, CA 92139-2938
Objective: Provide decent affordable housing
Outcome: Affordability
Matrix Code: Neighborhood Facilities (03E) **National Objective:** LMA

Activity to prevent, prepare for, and respond to Coronavirus: No

Initial Funding Date: 02/15/2019

Description:

Bay Terraces Community (Senior) Center: Project design will be completed with FY 2018 CDBG funds; In FY 2019 funds will be used to construct a new, approximately 3,500 square foot, senior center within the Bay Terraces Community Park.
 The new senior center amenities will include meeting rooms, restrooms, kitchen, a staff office and storage space.

Financing

	Fund Type	Grant Year	Grant	Funded Amount	Drawn In Program Year	Drawn Thru Program Year
CDBG	EN	2016	B16MC060542	\$177,845.93	\$0.00	\$177,845.93
		2017	B17MC060542	\$142,699.74	\$9,856.73	\$25,285.04
		2018	B18MC060542	\$1,305,884.46	\$0.00	\$744,249.86
	PI			\$3,373,569.87	\$6,930.24	\$3,373,569.87
Total	Total			\$5,000,000.00	\$16,786.97	\$4,320,950.70

Proposed Accomplishments

Public Facilities : 1
 Total Population in Service Area: 83,865
 Census Tract Percent Low / Mod: 53.60

Annual Accomplishments

Years	Accomplishment Narrative	# Benefitting
2018	For Fiscal year 2019 year end, construction is ongoing. Project will continue in FY 2020.	
2019	For Fiscal year 2020 year end, construction is ongoing. Project will continue in FY 2021.	



U.S. Department of Housing and Urban Development
Office of Community Planning and Development
Integrated Disbursement and Information System
CDBG Activity Summary Report (GPR) for Program Year 2021
SAN DIEGO

Date: 24-Sep-2022
Time: 15:19
Page: 29

Years	Accomplishment Narrative	# Benefitting
2020	<p>For Fiscal Year 2021 closeout, the project is complete and serving the community. CDBG funds were used for the construction (and previously funded the design) of a new senior/community center at Bay Terraces Community Park. The facility is 3,396 square feet and includes one multi-purpose room, commercial kitchen, office, accessible mens and womens restroom, a storage room for park maintenance equipment, janitor utility room with portable eyewash, a covered patio and trash enclosure.</p> <p>The paving surrounding the structure was completed to match the existing parking area. Completed exterior ADA upgrades include the walkway and ADA access from Tooma Street; sidewalk; commercial driveway and two (2) new curb ramps.</p> <p>New mechanical, electrical and plumbing system were installed, including providing gas and electric utilities and waterline and backflow preventer for the fire sprinkler system. All work met all Federal, State, and City accessibility laws and guidelines.</p> <p>The construction phase has been completed since October of 2020, and the Design Consultant is working on the Net Zero Energy Measurement & Verification process, that is anticipated to be completed by October of this year.</p> <p>Parks & Recreation staff also ordered and spread mulch on the northwest side of the building, planted a pollinator garden featuring native drought tolerant plants, ordered an interpretive sign for the pollinator garden, installed a new park monument at the entrance to the park, and replaced the picnic tables surrounding the park. The ribbon cutting was held on July 30, 2021 but the project remained open for Net Metering to be completed and retention to be released.</p>	



U.S. Department of Housing and Urban Development
 Office of Community Planning and Development
 Integrated Disbursement and Information System
 CDBG Activity Summary Report (GPR) for Program Year 2021
 SAN DIEGO

Date: 24-Sep-2022
 Time: 15:19
 Page: 30

PGM Year: 2018
Project: 0007 - Streetlights and Infrastructure
IDIS Activity: 7224 - CITY-ES-SMART STREET LIGHT-19
Status: Open
Location: 7373 Tooma St San Diego, CA 92139-2938
Objective: Create suitable living environments
Outcome: Availability/accessibility
Matrix Code: Street Improvements (03K) **National Objective:** LMA

Activity to prevent, prepare for, and respond to Coronavirus: No

Initial Funding Date: 04/02/2019

Description:
 Street Lighting Infrastructure: street lighting installation retrofitting throughout the City's CDBG-eligible services areas, in partnership with the City's Environmental Services Department and/or other priority infrastructure projects serving LMI communities/individuals, as identified and approved

Financing

	Fund Type	Grant Year	Grant	Funded Amount	Drawn In Program Year	Drawn Thru Program Year
CDBG	EN	2017	B17MC060542	\$826,168.65	\$0.00	\$826,168.65
		2018	B18MC060542	\$1,029,471.21	\$0.00	\$812,476.84
		2019	B19MC060542	\$1,357,712.63	\$0.00	\$0.00
		2020	B20MC060542	\$187,286.97	\$0.00	\$0.00
	PI			\$1,599,360.54	\$0.00	\$1,599,360.54
Total	Total			\$5,000,000.00	\$0.00	\$3,238,006.03

Proposed Accomplishments
 People (General) : 1
 Total Population in Service Area: 8,275
 Census Tract Percent Low / Mod: 61.33

Annual Accomplishments
 No data returned for this view. This might be because the applied filter excludes all data.



U.S. Department of Housing and Urban Development
 Office of Community Planning and Development
 Integrated Disbursement and Information System
 CDBG Activity Summary Report (GPR) for Program Year 2021
 SAN DIEGO

Date: 24-Sep-2022
 Time: 15:19
 Page: 31

PGM Year: 2018
Project: 0004 - Affordable Housing and Residential Rehabilitation
IDIS Activity: 7229 - SD HABITAT 4 HUMANITY-HOME REP-19
Status: Completed 1/24/2022 12:00:00 AM
Location: 4721 Magnus Way San Diego, CA 92113-3513
Objective: Provide decent affordable housing
Outcome: Availability/accessibility
Matrix Code: Rehab; Single-Unit Residential (14A) **National Objective:** LMH

Activity to prevent, prepare for, and respond to Coronavirus: No

Initial Funding Date: 11/09/2018

Description:

Critical Home Repairs in Logan Heights will provide critical repairs to a minimum of four homes in the Logan HeightsSoutheastern community of San Diego.

Financing

	Fund Type	Grant Year	Grant	Funded Amount	Drawn In Program Year	Drawn Thru Program Year
CDBG	PI			\$318,593.60	\$0.00	\$318,593.60
Total	Total			\$318,593.60	\$0.00	\$318,593.60

Proposed Accomplishments

Housing Units : 4

Actual Accomplishments

Number assisted:

	Owner		Renter		Total		Person	
	Total	Hispanic	Total	Hispanic	Total	Hispanic	Total	Hispanic
White:	0	0	0	0	0	0		0
Black/African American:	2	0	0	0	2	0	0	0
Asian:	0	0	0	0	0	0	0	0
American Indian/Alaskan Native:	0	0	0	0	0	0	0	0
Native Hawaiian/Other Pacific Islander:	0	0	0	0	0	0	0	0
American Indian/Alaskan Native & White:	0	0	0	0	0	0	0	0
Asian White:	0	0	0	0	0	0	0	0
Black/African American & White:	0	0	0	0	0	0	0	0
American Indian/Alaskan Native & Black/African American:	0	0	0	0	0	0	0	0
Other multi-racial:	1	1	0	0	1	1	0	0
Asian/Pacific Islander:	0	0	0	0	0	0	0	0
Hispanic:	0	0	0	0	0	0	0	0
Total:	3	1	0	0	3	1	0	0



U.S. Department of Housing and Urban Development
 Office of Community Planning and Development
 Integrated Disbursement and Information System
 CDBG Activity Summary Report (GPR) for Program Year 2021
 SAN DIEGO

Date: 24-Sep-2022
 Time: 15:19
 Page: 32

Female-headed Households: 0 0 0

Income Category:

	Owner	Renter	Total	Person
Extremely Low	2	0	2	0
Low Mod	1	0	1	0
Moderate	0	0	0	0
Non Low Moderate	0	0	0	0
Total	3	0	3	0
Percent Low/Mod	100.0%		100.0%	

Annual Accomplishments

Years	Accomplishment Narrative	# Benefitting
2018	For Fiscal Year 2019 Year end report, San Diego Habitat for Humanity has been conducting a review of the procurement process. This will allow Habitat to provide better services not just to the families positively impacted by the program but also for those applying for the competitive bids process. All project addresses have been selected and the households have met the financial requirements to participate in this program. No projects have been completed so far. Work projects are forecast to start mid-october 2019.	
2019	For fiscal year 2020 year end, construction is ongoing and project will continue into fiscal year 2021.	
2020	For fiscal year 2021 year end, home repairs have been completed but reporting requirements are still outstanding. Project will be tentatively scheduled to close in fiscal year 2022.	
2021	For fiscal year 2022 closeout, improvements have been completed and 3 homes were rehabilitated. San Diego Habitat for Humanity conducted home repair and renovations on three homes in the community of Logan Heights. These repairs provided the homeowners with a safer and decent housing conditions in which families can thrive. The programmatic commitment of the grant was executed in full. San Diego Habitat oversaw the project and its subcontractors from beginning to end without any parts or equipment malfunctioning. Item that were delays were addressed and installed. One family was reallocated in accordance with reallocation policies. Initial walkthroughs and close out walkthroughs were also conducted. All financial deliverables were conducted in compliance with federal and state laws by the contractor and subcontractors.	

Families benefited from these repairs in areas of health and safety. Safety items included windows security bars, windows, window screens, door repairs and full roof replacements. Other safety installation included full electrical rewiring. In areas of health, Habitat and subcontractors conducted kitchen renovations and installed cabinets where there were none, added a hood range for fire control and improve ventilation by installing dual pane windows. The families also benefited from a mini split installation to improve climate control, climate-controlled homes reduce electrical and gas consumption therefore lowering their utility bills



U.S. Department of Housing and Urban Development
 Office of Community Planning and Development
 Integrated Disbursement and Information System
 CDBG Activity Summary Report (GPR) for Program Year 2021
 SAN DIEGO

Date: 24-Sep-2022
 Time: 15:19
 Page: 33

PGM Year: 2018
Project: 0004 - Affordable Housing and Residential Rehabilitation
IDIS Activity: 7230 - CITY SD-ED-AFFORD HSG-19
Status: Completed 6/28/2022 12:00:00 AM
Location: 1830 4th Ave San Diego, CA 92101-2609
Objective: Provide decent affordable housing
Outcome: Affordability
Matrix Code: Rehab; Multi-Unit Residential (14B) **National Objective:** LMH

Activity to prevent, prepare for, and respond to Coronavirus: No

Initial Funding Date: 02/14/2019

Description:

Affordable Housing Fund: Supporting the rehabilitation of multifamily units, as defined by an existing MOU between the City of San Diego and the San Diego Housing Commission

Financing

	Fund Type	Grant Year	Grant	Funded Amount	Drawn In Program Year	Drawn Thru Program Year
CDBG	PI			\$13,000,000.00	\$0.00	\$13,000,000.00
Total	Total			\$13,000,000.00	\$0.00	\$13,000,000.00

Proposed Accomplishments

Housing Units : 145

Actual Accomplishments

Number assisted:

	Owner		Renter		Total		Person	
	Total	Hispanic	Total	Hispanic	Total	Hispanic	Total	Hispanic
White:	164	54	0	0	164	54	0	0
Black/African American:	49	0	0	0	49	0	0	0
Asian:	2	0	0	0	2	0	0	0
American Indian/Alaskan Native:	1	0	0	0	1	0	0	0
Native Hawaiian/Other Pacific Islander:	0	0	0	0	0	0	0	0
American Indian/Alaskan Native & White:	0	0	0	0	0	0	0	0
Asian White:	0	0	0	0	0	0	0	0
Black/African American & White:	0	0	0	0	0	0	0	0
American Indian/Alaskan Native & Black/African American:	0	0	0	0	0	0	0	0
Other multi-racial:	3	0	0	0	3	0	0	0
Asian/Pacific Islander:	0	0	0	0	0	0	0	0
Hispanic:	0	0	0	0	0	0	0	0
Total:	219	54	0	0	219	54	0	0



U.S. Department of Housing and Urban Development
 Office of Community Planning and Development
 Integrated Disbursement and Information System
 CDBG Activity Summary Report (GPR) for Program Year 2021
 SAN DIEGO

Date: 24-Sep-2022
 Time: 15:19
 Page: 34

Female-headed Households: 0 0 0

Income Category:

	Owner	Renter	Total	Person
Extremely Low	215	0	215	0
Low Mod	4	0	4	0
Moderate	0	0	0	0
Non Low Moderate	0	0	0	0
Total	219	0	219	0
Percent Low/Mod	100.0%		100.0%	

Annual Accomplishments

Years	Accomplishment Narrative	# Benefitting
2018	Three affordable housing developments were rehabilitated. West Park: 46 affordable units with one manager's unit; AMI level 50-60%; available to homeless seniors and adults with mental disabilities. Quality Inn: 91 affordable units with one manager's unit; AMI level up to 80%, transitional age youth, veterans and senior and adults with mental disabilities. Hollister (Benson Place) 82 units and one manager's unit; AMI level up to 30%; formerly homeless individuals.	



U.S. Department of Housing and Urban Development
 Office of Community Planning and Development
 Integrated Disbursement and Information System
 CDBG Activity Summary Report (GPR) for Program Year 2021
 SAN DIEGO

Date: 24-Sep-2022
 Time: 15:19
 Page: 35

PGM Year: 2018
Project: 0008 - Homelessness
IDIS Activity: 7234 - CITY SD-ED-HOMELESS FAC SVC-19
Status: Completed 10/20/2021 12:00:00 AM
Location: 1400 3rd Ave San Diego, CA 92101-3103
Objective: Provide decent affordable housing
Outcome: Availability/accessibility
Matrix Code: Operating Costs of Homeless/AIDS Patients Programs (03T) **National Objective:** LMC

Activity to prevent, prepare for, and respond to Coronavirus: No

Initial Funding Date: 06/23/2020

Description:
 Homeless Navigation Center Operations: to support the operation of the homeless navigation center; service provider will be selected upon completion of an RFP process in progress
Financing

	Fund Type	Grant Year	Grant	Funded Amount	Drawn In Program Year	Drawn Thru Program Year
CDBG	PI			\$1,000,000.00	\$0.00	\$1,000,000.00
Total	Total			\$1,000,000.00	\$0.00	\$1,000,000.00

Proposed Accomplishments

People (General) : 100

Actual Accomplishments

Number assisted:

	Owner		Renter		Total		Person	
	Total	Hispanic	Total	Hispanic	Total	Hispanic	Total	Hispanic
White:	0	0	0	0	0	0	428	180
Black/African American:	0	0	0	0	0	0	318	18
Asian:	0	0	0	0	0	0	12	2
American Indian/Alaskan Native:	0	0	0	0	0	0	13	6
Native Hawaiian/Other Pacific Islander:	0	0	0	0	0	0	8	1
American Indian/Alaskan Native & White:	0	0	0	0	0	0	7	2
Asian White:	0	0	0	0	0	0	2	1
Black/African American & White:	0	0	0	0	0	0	8	3
American Indian/Alaskan Native & Black/African American:	0	0	0	0	0	0	4	0
Other multi-racial:	0	0	0	0	0	0	49	33
Asian/Pacific Islander:	0	0	0	0	0	0	0	0
Hispanic:	0	0	0	0	0	0	0	0
Total:	0	0	0	0	0	0	849	246



U.S. Department of Housing and Urban Development
 Office of Community Planning and Development
 Integrated Disbursement and Information System
 CDBG Activity Summary Report (GPR) for Program Year 2021
 SAN DIEGO

Date: 24-Sep-2022
 Time: 15:19
 Page: 36

Female-headed Households: 0 0 0

Income Category:

	Owner	Renter	Total	Person
Extremely Low	0	0	0	838
Low Mod	0	0	0	28
Moderate	0	0	0	1
Non Low Moderate	0	0	0	1
Total	0	0	0	868
Percent Low/Mod	99.9%			

Annual Accomplishments

Years	Accomplishment Narrative	# Benefitting
-------	--------------------------	---------------

2018	For Fiscal year 2019 year end, no clients were assisted because of the late execution of agreement. Project will look to close in FY 20.	
2019	For Fiscal year 2020 closeout, 849 clients were assisted. During the 2019-2020 fiscal year, FHCSO successfully implemented outreach and street based Navigation services, while construction and other tenant improvements within the 26,508 square foot site were completed. In December of 2019, doors opened and onsite services began within San Diegos first Housing Navigation Site. Since then, FHCSO and its partners have provided on site services to 849enrolled persons.	

Navigation Center staff assists participants through individualized combinations of crisis management, benefits assistance, case management and housing navigation, along with onsite access and referrals to medical, mental health and substance use disorder services. Participants also receive support with medical and public benefits enrollment, and benefit from re-occurring on site peer support groups and life skills workshops led by a dedicated FHCSO Peer Support Specialist. In addition, the program offers amenities such as transportation, message and mail services, showers, computer services, and phone access to all participants. To enhance these direct services, FHCSO developed formalized partnerships with over 30 community service organizations to provide both on-and off-site services. Many of these partner organizations have established re-occurring weekly schedules, into which Navigation Center staff can schedule appointments. For the Navigation Centers participants, these collaborative efforts have resulted in streamlined cross-referral processes and systematic removal of barriers to wide array of vital services, all with the goal of achieving and maintaining long-term housing stability.

Additionally, FHCSO designed and implemented state-of-the-art internal technology to allow transparent tracking of all services rendered within the building, including utilization and participant flow when in the Center. This system, in conjunction with HMIS/Clarity, allow for clear and accurate data analysis and reporting. FHCSO leverages substantial internal resources to enhance development and implementation of this system.

FHCSO has continued to provide significant in-kind IT and data management support that greatly enhances our ability to identify and understand the underlying issues and social determinants that have caused or are related to each clients lack of permanent housing. FHCSO is committed development of our staffs skills to better understand and address the many challenges faced by those we serve. Throughout the year, numerous trainings have been offered, including Trauma-Informed Care, Critical Time Intervention and Motivational Interviewing, Non-Binary: LGBTQ+, Basic Understanding of Transgender Issues and Intersectionality of Identities, and Ethics & Boundaries. The Regional Task Force on the Homeless (RTFHSD) provided two full days of Prevention and Diversion training and a half day Outreach workshop led by Iain DeJong (the creator of the VI-SPDAT/Common Assessment Tool. FHCSO conducted Conflict Resolution Training, Narcan Administration and Strengths Finders for all members of FHCSO Homeless Services Team, including Navigation Center staff. FHCSO continues to leverage numerous training resources to support the professional development of not only Navigation Center staff, but also staff from all partner agencies. During the development, implementation and ongoing delivery of services, community engagement has been a key area of focus.



U.S. Department of Housing and Urban Development
Office of Community Planning and Development
Integrated Disbursement and Information System
CDBG Activity Summary Report (GPR) for Program Year 2021
SAN DIEGO

Date: 24-Sep-2022

Time: 15:19

Page: 37

Years	Accomplishment Narrative	# Benefitting
2021	For Fiscal Year 2022 closeout, an additional 384 clients were assisted for a total of 1233 clients assisted during the project.	



U.S. Department of Housing and Urban Development
 Office of Community Planning and Development
 Integrated Disbursement and Information System
 CDBG Activity Summary Report (GPR) for Program Year 2021
 SAN DIEGO

Date: 24-Sep-2022
 Time: 15:19
 Page: 38

PGM Year: 2018
Project: 0006 - Grant and Loan Capital
IDIS Activity: 7240 - CITY SD-ED-CDC SM BUS FIN-CW ED MPACT-19
Status: Open
Location: 2448 Historic Decatur Rd Ste 200 San Diego, CA 92106-6116
Objective: Create economic opportunities
Outcome: Availability/accessibility
Matrix Code: Micro-Enterprise Assistance (18C) **National Objective:** LMJ

Activity to prevent, prepare for, and respond to Coronavirus: No

Initial Funding Date: 11/09/2018

Description:
 Small Business Revolving Loan Fund: Low-interest loan capital to selected Community Based Lending Organizations to provide loans to small businesses located in CDBG-eligible communities.

Financing

	Fund Type	Grant Year	Grant	Funded Amount	Drawn In Program Year	Drawn Thru Program Year
CDBG	EN	2018	B18MC060542	\$112,714.64	\$0.00	\$112,714.64
Total	Total			\$112,714.64	\$0.00	\$112,714.64

Proposed Accomplishments

Jobs : 28

Actual Accomplishments

Number assisted:

	Owner		Renter		Total		Person	
	Total	Hispanic	Total	Hispanic	Total	Hispanic	Total	Hispanic
White:	0	0	0	0	0	0	6	2
Black/African American:	0	0	0	0	0	0	1	0
Asian:	0	0	0	0	0	0	0	0
American Indian/Alaskan Native:	0	0	0	0	0	0	0	0
Native Hawaiian/Other Pacific Islander:	0	0	0	0	0	0	0	0
American Indian/Alaskan Native & White:	0	0	0	0	0	0	0	0
Asian White:	0	0	0	0	0	0	0	0
Black/African American & White:	0	0	0	0	0	0	0	0
American Indian/Alaskan Native & Black/African American:	0	0	0	0	0	0	0	0
Other multi-racial:	0	0	0	0	0	0	1	0
Asian/Pacific Islander:	0	0	0	0	0	0	0	0
Hispanic:	0	0	0	0	0	0	0	0



U.S. Department of Housing and Urban Development
 Office of Community Planning and Development
 Integrated Disbursement and Information System
 CDBG Activity Summary Report (GPR) for Program Year 2021
 SAN DIEGO

Date: 24-Sep-2022
 Time: 15:19
 Page: 39

Total:	0	0	0	0	0	0	8	2	
Female-headed Households:	0		0		0				
<i>Income Category:</i>									
	Owner	Renter	Total						Person
Extremely Low	0	0	0						3
Low Mod	0	0	0						3
Moderate	0	0	0						2
Non Low Moderate	0	0	0						0
Total	0	0	0						8
Percent Low/Mod									100.0%

Annual Accomplishments

Years	Accomplishment Narrative	# Benefitting
2018	For the first 6 months of Fiscal Year 2019, 8 clients have been assisted. Project will continue into the next fiscal year.	
2019	For fiscal year 2020, project is continuing to assist businesses but will move forward into fiscal year 2021.	



U.S. Department of Housing and Urban Development
 Office of Community Planning and Development
 Integrated Disbursement and Information System
 CDBG Activity Summary Report (GPR) for Program Year 2021
 SAN DIEGO

Date: 24-Sep-2022
 Time: 15:19
 Page: 40

PGM Year: 2018
Project: 0005 - Economic Development/Small Business Assistance
IDIS Activity: 7241 - CITY SD-ED-BUS ASSISTANCE FUND-19
Status: Open
Location: 1200 3rd Ave San Diego, CA 92101-4110
Objective: Create economic opportunities
Outcome: Availability/accessibility
Matrix Code: ED Direct Financial Assistance to For-Profits (18A)
National Objective: LMJ

Activity to prevent, prepare for, and respond to Coronavirus: No

Initial Funding Date: 11/09/2018

Description:
 Business Assistance Fund

Financing

	Fund Type	Grant Year	Grant	Funded Amount	Drawn In Program Year	Drawn Thru Program Year
CDBG	EN	2018	B18MC060542	\$300,000.00	\$0.00	\$300,000.00
Total	Total			\$300,000.00	\$0.00	\$300,000.00

Proposed Accomplishments

Jobs : 8

Actual Accomplishments

Number assisted:

	Owner		Renter		Total		Person	
	Total	Hispanic	Total	Hispanic	Total	Hispanic	Total	Hispanic
White:	0	0	0	0	0	0	6	2
Black/African American:	0	0	0	0	0	0	1	0
Asian:	0	0	0	0	0	0	0	0
American Indian/Alaskan Native:	0	0	0	0	0	0	0	0
Native Hawaiian/Other Pacific Islander:	0	0	0	0	0	0	0	0
American Indian/Alaskan Native & White:	0	0	0	0	0	0	0	0
Asian White:	0	0	0	0	0	0	0	0
Black/African American & White:	0	0	0	0	0	0	0	0
American Indian/Alaskan Native & Black/African American:	0	0	0	0	0	0	0	0
Other multi-racial:	0	0	0	0	0	0	1	0
Asian/Pacific Islander:	0	0	0	0	0	0	0	0
Hispanic:	0	0	0	0	0	0	0	0
Total:	0	0	0	0	0	0	8	2



U.S. Department of Housing and Urban Development
 Office of Community Planning and Development
 Integrated Disbursement and Information System
 CDBG Activity Summary Report (GPR) for Program Year 2021
 SAN DIEGO

Date: 24-Sep-2022
 Time: 15:19
 Page: 41

Female-headed Households: 0 0 0

Income Category:

	Owner	Renter	Total	Person
Extremely Low	0	0	0	3
Low Mod	0	0	0	3
Moderate	0	0	0	2
Non Low Moderate	0	0	0	0
Total	0	0	0	8
Percent Low/Mod	100.0%			

Annual Accomplishments

Years	Accomplishment Narrative	# Benefitting
2018	For the first 6 months of Fiscal Year 2019, 8 clients have been assisted. Project will continue into next fiscal year.	
2019	For fiscal year 2020, project is ongoing and assisting businesses. Project will continue into fiscal year 2021.	



U.S. Department of Housing and Urban Development
 Office of Community Planning and Development
 Integrated Disbursement and Information System
 CDBG Activity Summary Report (GPR) for Program Year 2021
 SAN DIEGO

Date: 24-Sep-2022
 Time: 15:19
 Page: 42

PGM Year: 2018
Project: 0005 - Economic Development/Small Business Assistance
IDIS Activity: 7242 - CITY SD-ED-EARLY-STAGE DEV ACCEL-19
Status: Open
Location: 404 Euclid Ave San Diego, CA 92114-2221
Objective: Provide decent affordable housing
Outcome: Affordability
Matrix Code: ED Technical Assistance (18B) **National Objective:** LMJ

Activity to prevent, prepare for, and respond to Coronavirus: No

Initial Funding Date: 06/23/2020

Description:

Financing

	Fund Type	Grant Year	Grant	Funded Amount	Drawn In Program Year	Drawn Thru Program Year
CDBG	EN	2019	B19MC060542	\$84,384.91	\$0.00	\$0.00
	PI			\$415,615.09	\$0.00	\$415,615.09
Total	Total			\$500,000.00	\$0.00	\$415,615.09

Proposed Accomplishments

Jobs : 14

Actual Accomplishments

Number assisted:

	Owner		Renter		Total		Person	
	Total	Hispanic	Total	Hispanic	Total	Hispanic	Total	Hispanic
White:	0	0	0	0	0	0		0
Black/African American:	0	0	0	0	0	0	0	0
Asian:	0	0	0	0	0	0	0	0
American Indian/Alaskan Native:	0	0	0	0	0	0	0	0
Native Hawaiian/Other Pacific Islander:	0	0	0	0	0	0	0	0
American Indian/Alaskan Native & White:	0	0	0	0	0	0	0	0
Asian White:	0	0	0	0	0	0	0	0
Black/African American & White:	0	0	0	0	0	0	0	0
American Indian/Alaskan Native & Black/African American:	0	0	0	0	0	0	0	0
Other multi-racial:	0	0	0	0	0	0	0	0
Asian/Pacific Islander:	0	0	0	0	0	0	0	0
Hispanic:	0	0	0	0	0	0	0	0
Total:	0	0	0	0	0	0	0	0



U.S. Department of Housing and Urban Development
Office of Community Planning and Development
Integrated Disbursement and Information System
CDBG Activity Summary Report (GPR) for Program Year 2021
SAN DIEGO

Date: 24-Sep-2022

Time: 15:19

Page: 43

Female-headed Households:

0 0 0

Income Category:

	Owner	Renter	Total	Person
Extremely Low	0	0	0	0
Low Mod	0	0	0	0
Moderate	0	0	0	0
Non Low Moderate	0	0	0	0
Total	0	0	0	0

Percent Low/Mod

Annual Accomplishments

No data returned for this view. This might be because the applied filter excludes all data.



U.S. Department of Housing and Urban Development
 Office of Community Planning and Development
 Integrated Disbursement and Information System
 CDBG Activity Summary Report (GPR) for Program Year 2021
 SAN DIEGO

Date: 24-Sep-2022
 Time: 15:19
 Page: 44

PGM Year: 2018
Project: 0008 - Homelessness
IDIS Activity: 7252 - SD HSG COMM-INTERIM HOUSING-19
Status: Completed 8/26/2021 12:00:00 AM
Location: 1122 Broadway San Diego, CA 92101-5615
Objective: Create suitable living environments
Outcome: Availability/accessibility
Matrix Code: Operating Costs of Homeless/AIDS Patients Programs (03T) **National Objective:** LMC

Activity to prevent, prepare for, and respond to Coronavirus: No

Initial Funding Date: 02/14/2019

Description:

Interim Housing for Homeless Adults provides interim housing and supportive services designed to help facilitate stabilization and exits to longer term or permanent housing for homeless single adults.

Financing

	Fund Type	Grant Year	Grant	Funded Amount	Drawn In Program Year	Drawn Thru Program Year
CDBG	EN	2018	B18MC060542	\$232,037.89	\$0.00	\$232,037.89
	PI			\$35,273.85	\$0.00	\$35,273.85
Total	Total			\$267,311.74	\$0.00	\$267,311.74

Proposed Accomplishments

People (General) : 1,500

Actual Accomplishments

Number assisted:

	Owner		Renter		Total		Person	
	Total	Hispanic	Total	Hispanic	Total	Hispanic	Total	Hispanic
White:	0	0	0	0	0	0	951	308
Black/African American:	0	0	0	0	0	0	424	18
Asian:	0	0	0	0	0	0	28	2
American Indian/Alaskan Native:	0	0	0	0	0	0	31	9
Native Hawaiian/Other Pacific Islander:	0	0	0	0	0	0	22	3
American Indian/Alaskan Native & White:	0	0	0	0	0	0	8	1
Asian White:	0	0	0	0	0	0	2	0
Black/African American & White:	0	0	0	0	0	0	8	3
American Indian/Alaskan Native & Black/African American:	0	0	0	0	0	0	1	0
Other multi-racial:	0	0	0	0	0	0	35	8
Asian/Pacific Islander:	0	0	0	0	0	0	0	0



U.S. Department of Housing and Urban Development
 Office of Community Planning and Development
 Integrated Disbursement and Information System
 CDBG Activity Summary Report (GPR) for Program Year 2021
 SAN DIEGO

Date: 24-Sep-2022
 Time: 15:19
 Page: 45

Hispanic:	0	0	0	0	0	0	0	0
Total:	0	0	0	0	0	0	1,510	352
Female-headed Households:	0		0		0			
<i>Income Category:</i>								
	Owner	Renter	Total	Person				
Extremely Low	0	0	0	1,505				
Low Mod	0	0	0	3				
Moderate	0	0	0	2				
Non Low Moderate	0	0	0	0				
Total	0	0	0	1,510				
Percent Low/Mod	100.0%							

Annual Accomplishments

Years	Accomplishment Narrative	# Benefitting
2018	<p>For Fiscal Year 2019 Closeout, 1510 clients were assisted. The Homeless Interim Housing Program operated 365 days during the Fiscal Year 2019 grant year, providing 350 beds of low-barrier shelter, which includes 50 Homeless Outreach Team (HOT) beds. The FJV Interim and HOT programs served 1,510 unique clients during the grant year. Although there was a decrease in veterans served due to the availability of shelter for veterans at Temporary Bridge Shelter, the FJV Interim program served an average of 12 veterans each month.</p> <p>All clients are assigned a Housing Navigator (HN) who assists the client with their housing case plan and connects them to appropriate resources in the community. Although HNs encourages clients to resolve their homelessness or consider returning to their families, FJV sends a spreadsheet of clients waiting for housing resources to RTFH monthly.</p> <p>The average length of stay for leavers, both HOT and Interim beds, was 84 days with a median of 32 days. This spread, between average and median, highlights the polar nature of clients staying longer term or checking out quickly.</p> <p>Overall, 42% of clients checking out to Longer Term Housing, 69% for those who stayed over 90 days and 32% for those who stayed under 90 days. Clients that stayed over 90 days had a success rate to permanent housing destinations of 50%, this is compared to just 21% for those under 90 days. Clients who stayed longer than 90 days needed more assistance because of the following: Low-income apartments are scarce; it takes time to find an apartment because clients prefer a location close to supportive services and easy access to transportation; there are clients who need more time to work on their barriers such as health, legal issues, eviction, missing documentations, etc. At the same time, there is no guarantee that clients will be matched to a provider.</p> <p>Representatives from FJV Coordinated Services continues their monthly Outreach events with HOT, Clean and Safe, along with SDPD, and other agencies in an effort to network and build stronger relationships with one another, while combating homelessness in San Diego.</p>	



U.S. Department of Housing and Urban Development
 Office of Community Planning and Development
 Integrated Disbursement and Information System
 CDBG Activity Summary Report (GPR) for Program Year 2021
 SAN DIEGO

Date: 24-Sep-2022
 Time: 15:19
 Page: 46

PGM Year: 2016
Project: 0098 - RESIDENTIAL REHABILITATION/AFFORDABLE HOUSING
IDIS Activity: 7300 - CITY SD-MFHR-PERMANENT SUPPORT HOUSING-17
Status: Completed 9/15/2021 12:00:00 AM **Objective:** Create suitable living environments
Location: 1122 Broadway Ste 300 San Diego, CA 92101-5629 **Outcome:** Availability/accessibility
Matrix Code: Rehab; Multi-Unit Residential (14B) **National Objective:** LMH

Activity to prevent, prepare for, and respond to Coronavirus: No

Initial Funding Date: 03/05/2019

Description:
 Part of Affordable Housing Fund will look to increase affordable housing opportunities with multi-family housing rehabilitation to increase permanent supportive housing.

Financing

	Fund Type	Grant Year	Grant	Funded Amount	Drawn In Program Year	Drawn Thru Program Year
CDBG	PI			\$3,350,000.00	\$0.00	\$3,350,000.00
Total	Total			\$3,350,000.00	\$0.00	\$3,350,000.00

Proposed Accomplishments

Actual Accomplishments

Number assisted:

	Owner		Renter		Total		Person	
	Total	Hispanic	Total	Hispanic	Total	Hispanic	Total	Hispanic
White:	0	0	0	0	0	0		0
Black/African American:	0	0	0	0	0	0	0	0
Asian:	0	0	0	0	0	0	0	0
American Indian/Alaskan Native:	0	0	0	0	0	0	0	0
Native Hawaiian/Other Pacific Islander:	0	0	0	0	0	0	0	0
American Indian/Alaskan Native & White:	0	0	0	0	0	0	0	0
Asian White:	0	0	0	0	0	0	0	0
Black/African American & White:	0	0	0	0	0	0	0	0
American Indian/Alaskan Native & Black/African American:	0	0	0	0	0	0	0	0
Other multi-racial:	0	0	0	0	0	0	0	0
Asian/Pacific Islander:	0	0	0	0	0	0	0	0
Hispanic:	0	0	0	0	0	0	0	0
Total:	0	0	0	0	0	0	0	0
Female-headed Households:	0		0		0			



U.S. Department of Housing and Urban Development
Office of Community Planning and Development
Integrated Disbursement and Information System
CDBG Activity Summary Report (GPR) for Program Year 2021
SAN DIEGO

Date: 24-Sep-2022

Time: 15:19

Page: 47

Income Category:

	Owner	Renter	Total	Person
Extremely Low	0	0	0	0
Low Mod	0	0	0	0
Moderate	0	0	0	0
Non Low Moderate	0	0	0	0
Total	0	0	0	0
Percent Low/Mod				

Annual Accomplishments



U.S. Department of Housing and Urban Development
 Office of Community Planning and Development
 Integrated Disbursement and Information System
 CDBG Activity Summary Report (GPR) for Program Year 2021
 SAN DIEGO

Date: 24-Sep-2022
 Time: 15:19
 Page: 48

Years	Accomplishment Narrative	# Benefitting
2016	<p>Two multifamily rental housing rehabilitation projects have been allocated CDBG AHRLF dollars from the FY 17 and FY 18 allocations.</p> <p>As of June 30, 2017 both projects received loan commitment approvals at the San Diego Housing Commission Board. New Palace received loan approval on 12/02/2016 and Zephyr received loan approval on 02/10/2017. No other actions related to the multifamily rental housing permanent supportive housing were complete in FY 17. Two multifamily rental housing rehabilitation projects have been allocated CDBG AHRLF dollars from the FY 17 and FY 18 allocations.</p> <p>The full allocation (\$3,350,000) of the FY 17 CDBG AHRLF dollars was expended on 11/15/17. As of June 30, 2018 there is a balance of \$845,446 of FY18 AHRLF dollars to disburse.</p> <p>New Palace on 08/30/2017 the project closed construction financing and began rehabilitation work. A total of \$2,945,000 of the FY 17 CDBG allocation was paid on 08/30/17. New Palace has a balance of \$145,000 to expend. We anticipate construction to complete April 2019 creating 84 affordable permanent supporting housing units for homeless seniors. When the project completes there will also be a manager's unit, community room, and on-site service provider offices.</p> <p>Zephyr on 11/22/2017 the project closed construction financing and began rehabilitation work. A total of \$405,000 of the FY 17 CDBG allocation was paid on 11/15/17. The Zephyr has a balance of \$650,000 to expend. We anticipate construction to complete in January 2019 creating 79 affordable permanent supportive housing units for homeless veterans. When the project completes there will also be a manager's unit, community room, and on-site service provider offices.</p> <p>\$405,000 of the FY 18 CDBG allocation was expended on 01/03/19. As of 04/30/19 there is a balance of \$435,000 to expend. Both projects will received their respective funding upon completion of conversion to permanent financing.</p> <p>New Palace This project receive notice of substantial completion on 12/19/2018. This project subsequently experienced some delays in completing lease up of the units. In December, prior to issuance on the substantial completion notice, the property also experienced water damage that required the temporary relocation of seven residents, and repairs that spanned the entirety of the basement floor. The developer, Housing Development Partners (HDP), filed an insurance claim immediately following the incident, but having not received determination sixty days after their claim, and to protect resident rent subsidies that were at risk if temporary relocation exceeded 120 days, HDP initiated repairs on February 8, using funds from Civic San Diego. This work is separate and unrelated to the base contract. Repair timeframe was 35 days. Residents were moved back in, and final work was completed by March 15th. The close out reporting information was submitted to the Housing Commission in April 2019. The balance of CDBG funding (\$145,000) will be released upon completion of conversion to permanent financing, anticipated to be complete May or June 2019.</p> <p>Zephyr This project received the certificate of completion for the residential building on 01/29/2019. The property will complete leasing in May 2019. The Grand Opening is scheduled on 05/15/2015. The balance of CDBG funds (\$290,000) will be released upon completion of conversion to permanent financing.</p>	
2017	<p>The full allocation (\$3,350,000) of the FY 17 CDBG AHRLF dollars was expended on 11/15/17. As of June 30, 2018 there is a balance of \$845,446 of FY18 AHRLF dollars to disburse.</p> <p>New Palace on 08/30/2017 the project closed construction financing and began rehabilitation work. A total of \$2,945,000 of the FY 17 CDBG allocation was paid on 08/30/17. New Palace has a balance of \$145,000 to expend. We anticipate construction to complete April 2019 creating 84 affordable permanent supporting housing units for homeless seniors. When the project completes there will also be a manager's unit, community room, and on-site service provider offices.</p> <p>Zephyr on 11/22/2017 the project closed construction financing and began rehabilitation work. A total of \$405,000 of the FY 17 CDBG allocation was paid on 11/15/17. The Zephyr has a balance of \$650,000 to expend. We anticipate construction to complete in January 2019 creating 79 affordable permanent supportive housing units for homeless veterans. When the project completes there will also be a manager's unit, community room, and on-site service provider offices.</p>	



U.S. Department of Housing and Urban Development
Office of Community Planning and Development
Integrated Disbursement and Information System
CDBG Activity Summary Report (GPR) for Program Year 2021
SAN DIEGO

Date: 24-Sep-2022
Time: 15:19
Page: 49

Years	Accomplishment Narrative	# Benefitting
2018	<p>\$405,000 of the FY 18 CDBG allocation was expended on 01/03/19. As of 04/30/19 there is a balance of \$435,000 to expend. Both projects will received their respective funding upon completion of conversion to permanent financing.</p> <p>New Palace</p> <p>This project receive notice of substantial completion on 12/19/2018. This project subsequently experienced some delays in completing lease up of the units. In December, prior to issuance on the substantial completion notice, the property also experienced water damage that required the temporary relocation of seven residents, and repairs that spanned the entirety of the basement floor. The developer, Housing Development Partners (HDP), filed an insurance claim immediately following the incident, but having not received determination sixty days after their claim, and to protect resident rent subsidies that were at risk if temporary relocation exceeded 120 days, HDP initiated repairs on February 8, using funds from Civic San Diego. This work is separate and unrelated to the base contract. Repair timeframe was 35 days. Residents were moved back in, and final work was completed by March 15th. The close out reporting information was submitted to the Housing Commission in April 2019. The balance of CDBG funding (\$145,000) will be released upon completion of conversion to permanent financing, anticipated to be complete May or June 2019.</p> <p>Zephyr</p> <p>This project received the certificate of completion for the residential building on 01/29/2019. The property will complete leasing in May 2019. The Grand Opening is scheduled on 05/15/2015. The balance of CDBG funds (\$290,000) will be released upon completion of conversion to permanent financing.</p>	



U.S. Department of Housing and Urban Development
 Office of Community Planning and Development
 Integrated Disbursement and Information System
 CDBG Activity Summary Report (GPR) for Program Year 2021
 SAN DIEGO

Date: 24-Sep-2022
 Time: 15:19
 Page: 50

PGM Year: 2017
Project: 0002 - ECONOMIC DEVELOPMENT/SMALL BUSINESS ASSISTANCE
IDIS Activity: 7301 - CITY SD-ED-EARLY STAGE DEV ACCEL-OPS-18
Status: Open
Location: 404 Euclid Ave San Diego, CA 92114-2221
Objective: Create economic opportunities
Outcome: Availability/accessibility
Matrix Code: ED Technical Assistance (18B)
National Objective: LMJ

Activity to prevent, prepare for, and respond to Coronavirus: No

Initial Funding Date: 03/05/2019

Description:
 Operations activities associated with Business Accelerator to create new jobs.

Financing

	Fund Type	Grant Year	Grant	Funded Amount	Drawn In Program Year	Drawn Thru Program Year
CDBG	PI			\$167,508.00	\$0.00	\$167,508.00
Total	Total			\$167,508.00	\$0.00	\$167,508.00

Proposed Accomplishments

Jobs : 4

Actual Accomplishments

Number assisted:

	Owner		Renter		Total		Person	
	Total	Hispanic	Total	Hispanic	Total	Hispanic	Total	Hispanic
White:	0	0	0	0	0	0		0
Black/African American:	0	0	0	0	0	0	0	0
Asian:	0	0	0	0	0	0	0	0
American Indian/Alaskan Native:	0	0	0	0	0	0	0	0
Native Hawaiian/Other Pacific Islander:	0	0	0	0	0	0	0	0
American Indian/Alaskan Native & White:	0	0	0	0	0	0	0	0
Asian White:	0	0	0	0	0	0	0	0
Black/African American & White:	0	0	0	0	0	0	0	0
American Indian/Alaskan Native & Black/African American:	0	0	0	0	0	0	0	0
Other multi-racial:	0	0	0	0	0	0	0	0
Asian/Pacific Islander:	0	0	0	0	0	0	0	0
Hispanic:	0	0	0	0	0	0	0	0
Total:	0	0	0	0	0	0	0	0



U.S. Department of Housing and Urban Development
Office of Community Planning and Development
Integrated Disbursement and Information System
CDBG Activity Summary Report (GPR) for Program Year 2021
SAN DIEGO

Date: 24-Sep-2022

Time: 15:19

Page: 51

Female-headed Households: 0 0 0

Income Category:

	Owner	Renter	Total	Person
Extremely Low	0	0	0	0
Low Mod	0	0	0	0
Moderate	0	0	0	0
Non Low Moderate	0	0	0	0
Total	0	0	0	0

Percent Low/Mod

Annual Accomplishments

No data returned for this view. This might be because the applied filter excludes all data.



U.S. Department of Housing and Urban Development
 Office of Community Planning and Development
 Integrated Disbursement and Information System
 CDBG Activity Summary Report (GPR) for Program Year 2021
 SAN DIEGO

Date: 24-Sep-2022
 Time: 15:19
 Page: 52

PGM Year: 2019
Project: 0001 - CDBG Administration
IDIS Activity: 7323 - HUD ADMINISTRATION-20
 Status: Open
 Location: ,
 Objective:
 Outcome:
 Matrix Code: General Program Administration (21A) National Objective:

Activity to prevent, prepare for, and respond to Coronavirus: No

Initial Funding Date: 08/29/2019

Description:
 General CDBG admin costs

Financing

	Fund Type	Grant Year	Grant	Funded Amount	Drawn In Program Year	Drawn Thru Program Year
CDBG	EN	2016	B16MC060542	\$117,830.41	\$0.00	\$117,830.41
		2018	B18MC060542	\$40,230.77	\$0.00	\$40,230.77
		2019	B19MC060542	\$41,453.92	\$3,759.99	\$36,188.66
	PI			\$5,953,586.06	\$0.00	\$5,953,586.06
Total	Total			\$6,153,101.16	\$3,759.99	\$6,147,835.90

Proposed Accomplishments

Actual Accomplishments

Number assisted:

	Owner		Renter		Total		Person	
	Total	Hispanic	Total	Hispanic	Total	Hispanic	Total	Hispanic
White:					0	0		
Black/African American:					0	0		
Asian:					0	0		
American Indian/Alaskan Native:					0	0		
Native Hawaiian/Other Pacific Islander:					0	0		
American Indian/Alaskan Native & White:					0	0		
Asian White:					0	0		
Black/African American & White:					0	0		
American Indian/Alaskan Native & Black/African American:					0	0		
Other multi-racial:					0	0		
Asian/Pacific Islander:					0	0		
Hispanic:					0	0		



U.S. Department of Housing and Urban Development
 Office of Community Planning and Development
 Integrated Disbursement and Information System
 CDBG Activity Summary Report (GPR) for Program Year 2021
 SAN DIEGO

Date: 24-Sep-2022
 Time: 15:19
 Page: 53

Total: 0 0 0 0 0 0 0 0

Female-headed Households: 0

Income Category:

	Owner	Renter	Total	Person
Extremely Low			0	
Low Mod			0	
Moderate			0	
Non Low Moderate			0	
Total	0	0	0	0
Percent Low/Mod				

Annual Accomplishments

No data returned for this view. This might be because the applied filter excludes all data.



U.S. Department of Housing and Urban Development
 Office of Community Planning and Development
 Integrated Disbursement and Information System
 CDBG Activity Summary Report (GPR) for Program Year 2021
 SAN DIEGO

Date: 24-Sep-2022
 Time: 15:19
 Page: 54

PGM Year: 2019
Project: 0004 - Affordable Housing and Residential Rehabilitation CDBG
IDIS Activity: 7326 - SDHC-AFFORDABLE HOUSING (SDHC)-20
Status: Completed 8/23/2021 12:00:00 AM
Location: 1865 Hotel Cir S San Diego, CA 92108-3319
Objective: Create suitable living environments
Outcome: Availability/accessibility
Matrix Code: Rehab; Multi-Unit Residential (14B) **National Objective:** LMH

Activity to prevent, prepare for, and respond to Coronavirus: No

Initial Funding Date: 12/17/2019

Description:
 Finances the rehabilitation of affordable housing units for low to moderate-income households.

Financing

	Fund Type	Grant Year	Grant	Funded Amount	Drawn In Program Year	Drawn Thru Program Year
CDBG	PI			\$10,000,000.00	\$0.00	\$10,000,000.00
Total	Total			\$10,000,000.00	\$0.00	\$10,000,000.00

Proposed Accomplishments

Housing Units : 91

Actual Accomplishments

Number assisted:

	Owner		Renter		Total		Person	
	Total	Hispanic	Total	Hispanic	Total	Hispanic	Total	Hispanic
White:	0	0	129	37	129	37	0	0
Black/African American:	0	0	40	1	40	1	0	0
Asian:	0	0	4	0	4	0	0	0
American Indian/Alaskan Native:	0	0	9	3	9	3	0	0
Native Hawaiian/Other Pacific Islander:	0	0	5	1	5	1	0	0
American Indian/Alaskan Native & White:	0	0	0	0	0	0	0	0
Asian White:	0	0	0	0	0	0	0	0
Black/African American & White:	0	0	0	0	0	0	0	0
American Indian/Alaskan Native & Black/African American:	0	0	0	0	0	0	0	0
Other multi-racial:	0	0	5	0	5	0	0	0
Asian/Pacific Islander:	0	0	0	0	0	0	0	0
Hispanic:	0	0	0	0	0	0	0	0
Total:	0	0	192	42	192	42	0	0



U.S. Department of Housing and Urban Development
 Office of Community Planning and Development
 Integrated Disbursement and Information System
 CDBG Activity Summary Report (GPR) for Program Year 2021
 SAN DIEGO

Date: 24-Sep-2022
 Time: 15:19
 Page: 55

Female-headed Households: 0 74 74

Income Category:

	Owner	Renter	Total	Person
Extremely Low	0	186	186	0
Low Mod	0	6	6	0
Moderate	0	0	0	0
Non Low Moderate	0	0	0	0
Total	0	192	192	0
Percent Low/Mod		100.0%	100.0%	

Annual Accomplishments

Years	Accomplishment Narrative	# Benefitting
2019	For Fiscal Year 2020 year end, project is still pending and will continue into fiscal year 2021.	
2020	For fiscal year 2021 closeout, a total of 192 units were improved. The San Diego Housing Commissions (SDHC) purchase of an extended-stay-type hotel on Hotel Circle created 190 new fully furnished, permanent affordable rental apartments with supportive services for individuals who experienced homelessness during the COVID-19 pandemic. The property also includes two managers units. The voluntary, wraparound supportive and case management services available for residents incorporate national best practices such as trauma-informed care, motivational interviewing, harm-reduction, and a client-centered approach to services. SDHC contracts with PATH San Diego to provide these services at this location. The property was in good condition and required minimal work to make it available for move-ins, which began in December 2020. Kitchenettes for residents are in each unit, and furnishings in good condition were included with SDHCs purchase of the property. The new residents at this property were individuals served through Operation Shelter to Home, which launched April 1, 2020, to provide appropriately distanced, temporary shelter during the COVID-19 pandemic. Operation Shelter to Home is a collaborative effort between the City of San Diego, County of San Diego, SDHC, Regional Task Force on the Homeless (RTFH), San Diego Convention Center and homeless service providers. SDHC provided 190 federal rental housing vouchers to help the new residents pay their rent for their permanent affordable rental housing at this property. Funds from SDHC, the City of San Diego, the State of Californias Homekey Program, and a loan from Chase Bank made the purchase of this hotel possible. The funding included \$10 million from the Community Development Block Grant Affordable Housing Revolving Loan Fund.	



U.S. Department of Housing and Urban Development
 Office of Community Planning and Development
 Integrated Disbursement and Information System
 CDBG Activity Summary Report (GPR) for Program Year 2021
 SAN DIEGO

Date: 24-Sep-2022
 Time: 15:19
 Page: 56

PGM Year: 2019
Project: 0004 - Affordable Housing and Residential Rehabilitation CDBG
IDIS Activity: 7327 - LISC CATALYTIC NEIGH FUND-20

Status: Canceled 8/10/2021 4:49:03 PM
Location: 4305 University Ave San Diego, CA 92105-1645
Objective: Create suitable living environments
Outcome: Availability/accessibility
Matrix Code: Acquisition of Real Property (01) **National Objective:** LMC

Activity to prevent, prepare for, and respond to Coronavirus: No

Initial Funding Date: 11/17/2020

Description:
 A revolving source of capital to support acquisition and pre-development of affordable housing units for low to moderate-income households.

Financing
 No data returned for this view. This might be because the applied filter excludes all data.

Proposed Accomplishments

Public Facilities : 1

Actual Accomplishments

Number assisted:	Owner		Renter		Total		Person	
	Total	Hispanic	Total	Hispanic	Total	Hispanic	Total	Hispanic
White:	0	0	0	0	0	0		0
Black/African American:	0	0	0	0	0	0	0	0
Asian:	0	0	0	0	0	0	0	0
American Indian/Alaskan Native:	0	0	0	0	0	0	0	0
Native Hawaiian/Other Pacific Islander:	0	0	0	0	0	0	0	0
American Indian/Alaskan Native & White:	0	0	0	0	0	0	0	0
Asian White:	0	0	0	0	0	0	0	0
Black/African American & White:	0	0	0	0	0	0	0	0
American Indian/Alaskan Native & Black/African American:	0	0	0	0	0	0	0	0
Other multi-racial:	0	0	0	0	0	0	0	0



U.S. Department of Housing and Urban Development
 Office of Community Planning and Development
 Integrated Disbursement and Information System
 CDBG Activity Summary Report (GPR) for Program Year 2021
 SAN DIEGO

Date: 24-Sep-2022
 Time: 15:19
 Page: 57

Asian/Pacific Islander:	0	0	0	0	0	0	0	0
Hispanic:	0	0	0	0	0	0	0	0
Total:	0	0	0	0	0	0	0	0

Female-headed Households: 0 0 0 0

Income Category:

	Owner	Renter	Total	Person
Extremely Low	0	0	0	0
Low Mod	0	0	0	0
Moderate	0	0	0	0
Non Low Moderate	0	0	0	0
Total	0	0	0	0

Percent Low/Mod

Annual Accomplishments

No data returned for this view. This might be because the applied filter excludes all data.



U.S. Department of Housing and Urban Development
 Office of Community Planning and Development
 Integrated Disbursement and Information System
 CDBG Activity Summary Report (GPR) for Program Year 2021
 SAN DIEGO

Date: 24-Sep-2022
 Time: 15:19
 Page: 58

PGM Year: 2019
Project: 0004 - Affordable Housing and Residential Rehabilitation CDBG
IDIS Activity: 7328 - GRID ALTERNATIVES-SINGLE FAMILY-20
Status: Open **Objective:** Provide decent affordable housing
Location: 1171 Ocean Ave Oakland, CA 94608-1147 **Outcome:** Availability/accessibility
Matrix Code: Rehab; Single-Unit Residential (14A) **National Objective:** LMH

Activity to prevent, prepare for, and respond to Coronavirus: No

Initial Funding Date: 09/25/2019

Description:
 Offers sustainability-focused rehabilitation services to low to moderate-income single-family households in San Diego.

Financing

	Fund Type	Grant Year	Grant	Funded Amount	Drawn In Program Year	Drawn Thru Program Year
CDBG	EN	2016	B16MC060542	\$3,794.30	\$0.00	\$3,794.30
		2017	B17MC060542	\$148,190.38	\$0.00	\$148,190.38
		2018	B18MC060542	\$120,310.84	\$76,540.24	\$120,310.84
		2019	B19MC060542	\$1,489,477.37	\$39,300.81	\$39,300.81
	PI			\$738,227.11	\$41,583.41	\$738,227.11
Total	Total			\$2,500,000.00	\$157,424.46	\$1,049,823.44

Proposed Accomplishments

Housing Units : 80

Actual Accomplishments

Number assisted:

	Owner		Renter		Total		Person	
	Total	Hispanic	Total	Hispanic	Total	Hispanic	Total	Hispanic
White:	18	6	0	0	18	6	0	0
Black/African American:	8	0	0	0	8	0	0	0
Asian:	1	0	0	0	1	0	0	0
American Indian/Alaskan Native:	0	0	0	0	0	0	0	0
Native Hawaiian/Other Pacific Islander:	1	0	0	0	1	0	0	0
American Indian/Alaskan Native & White:	0	0	0	0	0	0	0	0
Asian White:	0	0	0	0	0	0	0	0
Black/African American & White:	0	0	0	0	0	0	0	0
American Indian/Alaskan Native & Black/African American:	0	0	0	0	0	0	0	0
Other multi-racial:	2	1	0	0	2	1	0	0



U.S. Department of Housing and Urban Development
 Office of Community Planning and Development
 Integrated Disbursement and Information System
 CDBG Activity Summary Report (GPR) for Program Year 2021
 SAN DIEGO

Date: 24-Sep-2022
 Time: 15:19
 Page: 59

Asian/Pacific Islander:	0	0	0	0	0	0	0	0
Hispanic:	0	0	0	0	0	0	0	0
Total:	30	7	0	0	30	7	0	0
Female-headed Households:	21		0		21			

Income Category:

	Owner	Renter	Total	Person
Extremely Low	7	0	7	0
Low Mod	14	0	14	0
Moderate	8	0	8	0
Non Low Moderate	0	0	0	0
Total	29	0	29	0
Percent Low/Mod	100.0%		100.0%	

Annual Accomplishments

Years	Accomplishment Narrative	# Benefiting
2019	For the first 6 months of Fiscal Year 2020, 16 clients have been assisted. Project will continue into fiscal year 2021.	
2020	For Fiscal year 2021 year end, 29 homes have been repaired for a total of 45 for two fiscal years. Reporting requirements are still outstanding and project will continue into fiscal year 2022.	



U.S. Department of Housing and Urban Development
 Office of Community Planning and Development
 Integrated Disbursement and Information System
 CDBG Activity Summary Report (GPR) for Program Year 2021
 SAN DIEGO

Date: 24-Sep-2022
 Time: 15:19
 Page: 60

PGM Year: 2019
Project: 0005 - Economic Development
IDIS Activity: 7329 - ACCESS-MICROENTERPRISE-20

Status: Completed 9/20/2021 12:00:00 AM
Location: 2612 Daniel Ave San Diego, CA 92111-5802
Objective: Create economic opportunities
Outcome: Availability/accessibility
Matrix Code: Micro-Enterprise Assistance (18C) **National Objective:** LMCMC

Activity to prevent, prepare for, and respond to Coronavirus: No

Initial Funding Date: 12/11/2019

Description:
 Provides low-to-moderate income entrepreneurs with technical assistance.

Financing

	Fund Type	Grant Year	Grant	Funded Amount	Drawn In Program Year	Drawn Thru Program Year
CDBG	EN	2019	B19MC060542	\$11,990.27	\$0.00	\$11,990.27
	PI			\$159,023.73	\$0.00	\$159,023.73
Total	Total			\$171,014.00	\$0.00	\$171,014.00

Proposed Accomplishments

Businesses : 45

Actual Accomplishments

Number assisted:

	Owner		Renter		Total		Person	
	Total	Hispanic	Total	Hispanic	Total	Hispanic	Total	Hispanic
White:	0	0	0	0	0	0	3	2
Black/African American:	0	0	0	0	0	0	3	0
Asian:	0	0	0	0	0	0	1	0
American Indian/Alaskan Native:	0	0	0	0	0	0	0	0
Native Hawaiian/Other Pacific Islander:	0	0	0	0	0	0	0	0
American Indian/Alaskan Native & White:	0	0	0	0	0	0	0	0
Asian White:	0	0	0	0	0	0	0	0
Black/African American & White:	0	0	0	0	0	0	1	1
American Indian/Alaskan Native & Black/African American:	0	0	0	0	0	0	0	0
Other multi-racial:	0	0	0	0	0	0	41	41
Asian/Pacific Islander:	0	0	0	0	0	0	0	0
Hispanic:	0	0	0	0	0	0	0	0



U.S. Department of Housing and Urban Development
 Office of Community Planning and Development
 Integrated Disbursement and Information System
 CDBG Activity Summary Report (GPR) for Program Year 2021
 SAN DIEGO

Date: 24-Sep-2022
 Time: 15:19
 Page: 61

Total:	0	0	0	0	0	0	49	44	
Female-headed Households:	0		0		0				
<i>Income Category:</i>									
	Owner	Renter	Total						Person
Extremely Low	0	0	0						24
Low Mod	0	0	0						19
Moderate	0	0	0						6
Non Low Moderate	0	0	0						0
Total	0	0	0						49
Percent Low/Mod									100.0%

Annual Accomplishments

Years	Accomplishment Narrative	# Benefitting
2019	Project did not complete in Fiscal Year 2020 and accomplishment data will be reported in FY 2021.	



U.S. Department of Housing and Urban Development
 Office of Community Planning and Development
 Integrated Disbursement and Information System
 CDBG Activity Summary Report (GPR) for Program Year 2021
 SAN DIEGO

Date: 24-Sep-2022
 Time: 15:19
 Page: 62

Years	Accomplishment Narrative	# Benefitting
2020	<p>For Fiscal Year 2021 closeout, 14 businesses were assisted and a total of 49 business clients were assisted. The activities conducted during FY 2020 consisted of providing one-on-one consultations, workshops, academies, and mentoring. The activities offered supported 64 new unduplicated clients, of which 19 businesses were established and 8 were expanded. To better outline the activities conducted and their effectiveness, we classified the work that was performed during Fiscal Year 2020 into five categories (outreach, subprograms, workshops, grants/loans, and staff)</p> <ol style="list-style-type: none"> 1. Outreach - To promote our program and services, we partnered with agencies in the City of San Diego by conducting presentations, one-on-ones to their audience, and tabling. <ol style="list-style-type: none"> a. We conducted presentations on the steps required to start a small business to various groups and organizations. We were invited by Lindsay Community School, a school that only supports young mothers, the San Diego Mexican Consulate, Montgomery Middle School Family Dinner Gatherings, University of San Diego Movimiento Estudiantil Chicano de Aztlan (M.E.Ch.A), and the University of San Diego Student Service Center. Due to transportation limitations, Lindsay Community School gave us a space to hold one-on-one office hours for their students. b. On 4/25, we were invited to promote our services at the Linda Vista Multicultural Fair Online Experience that was presented on Facebook Live. c. On 10/16 we were invited to attend the Supplier Diversity Fair at the University of San Diego to promote our microenterprise program. 2. Subprograms - Our subprograms are programs embedded into our Microenterprise Program. They are yearly programs that continue into the following fiscal year. They can end if a partnership has been dissolved, and the partnership is required to give continuity. It can also end if the CDBG grant was not awarded or due to unforeseen events out of our control. <ol style="list-style-type: none"> a. The Mentoring Program is a collaboration between the University of San Diego and the Access Microenterprise Program that has supported Access clients for over three years. The purpose of the program is to assist entrepreneurs and aspiring entrepreneurs for a semester-long in the development and construction of their businesses. The program is designed where a business partner works with two MBA students on the completion of a business plan and with the business immediate needs such as marketing, accounting, etc. The program served a total of 16 clients supported by 12 MBA students during two semesters. b. Community Market at Access serves as a business incubator for start-up businesses. It promotes the visibility of our local vendors and awareness of the Access Microenterprise Program and its services. At the beginning of the fiscal year, we implemented weekly meetings with all of the vendors to cover topics such as building social media presence, announcing important upcoming events and presentations, and improving business pitch and networking strategies. 3. Workshops - The workshops were key to the growth, creation, and retention of each business. The workshops were introduced and developed for startup businesses and established businesses. <ol style="list-style-type: none"> a. The Accounting Academy for Small Businesses was designed to empower micro-entrepreneurs to increase sales and boost profitability. The academy includes a 3-week series (twice a week) of practical, hands-on training accompanied by one-on-one business counseling. The accounting academy was offered twice in a fiscal year, for Spanish and English speakers. b. In collaboration with the Brink at USD, we held the Financial Literacy workshop in Spanish via Zoom where clients learned methods to budget their money and the importance of documenting their transactions. 	



U.S. Department of Housing and Urban Development
 Office of Community Planning and Development
 Integrated Disbursement and Information System
 CDBG Activity Summary Report (GPR) for Program Year 2021
 SAN DIEGO

Date: 24-Sep-2022
 Time: 15:19
 Page: 63

PGM Year: 2019
Project: 0005 - Economic Development
IDIS Activity: 7333 - CITY SD-ED BUS ASSISTANCE FUND-20

Status: Open
Location: 1200 3rd Ave San Diego, CA 92101-4110
Objective: Create economic opportunities
Outcome: Availability/accessibility
Matrix Code: ED Direct Financial Assistance to For-Profits (18A)
National Objective: LMA

Activity to prevent, prepare for, and respond to Coronavirus: No

Initial Funding Date: 11/18/2020

Description:
 Continues to fund business support services for potential small business loan clients and existing loan clients served by the Small Business Revolving Loan Fund.

Financing

	Fund Type	Grant Year	Grant	Funded Amount	Drawn In Program Year	Drawn Thru Program Year
CDBG	EN	2019	B19MC060542	\$426,914.00	\$0.00	\$0.00
Total	Total			\$426,914.00	\$0.00	\$0.00

Proposed Accomplishments
 Businesses : 1
 Total Population in Service Area: 4,940
 Census Tract Percent Low / Mod: 63.56

Annual Accomplishments
 No data returned for this view. This might be because the applied filter excludes all data.



U.S. Department of Housing and Urban Development
 Office of Community Planning and Development
 Integrated Disbursement and Information System
 CDBG Activity Summary Report (GPR) for Program Year 2021
 SAN DIEGO

Date: 24-Sep-2022
 Time: 15:19
 Page: 64

PGM Year: 2019
Project: 0005 - Economic Development
IDIS Activity: 7337 - CITY SD-EARLY STAGE DEV ACCEL-20
Status: Open
Location: 1200 3rd Ave San Diego, CA 92101-4110
Objective: Create economic opportunities
Outcome: Availability/accessibility
Matrix Code: ED Technical Assistance (18B) **National Objective:** LMA

Activity to prevent, prepare for, and respond to Coronavirus: No

Initial Funding Date: 11/17/2020

Description:
 Small business incubator, within an LMI community focused on emerging small businesses with the potential to creat jobs for LMI residents.

Financing

	Fund Type	Grant Year	Grant	Funded Amount	Drawn In Program Year	Drawn Thru Program Year
CDBG	EN	2016	B16MC060542	\$45,288.47	\$0.00	\$0.00
	PI			\$454,711.53	\$0.00	\$454,711.53
Total	Total			\$500,000.00	\$0.00	\$454,711.53

Proposed Accomplishments
 Businesses : 1
 Total Population in Service Area: 4,940
 Census Tract Percent Low / Mod: 63.56

Annual Accomplishments
 No data returned for this view. This might be because the applied filter excludes all data.



U.S. Department of Housing and Urban Development
 Office of Community Planning and Development
 Integrated Disbursement and Information System
 CDBG Activity Summary Report (GPR) for Program Year 2021
 SAN DIEGO

Date: 24-Sep-2022
 Time: 15:19
 Page: 65

PGM Year: 2019
Project: 0005 - Economic Development
IDIS Activity: 7338 - CITY SD-SBRF-20
Status: Completed 9/24/2021 12:00:00 AM
Location: 1200 3rd Ave San Diego, CA 92101-4110
Objective: Create economic opportunities
Outcome: Availability/accessibility
Matrix Code: ED Direct Financial Assistance to For-Profits (18A) **National Objective:** LMJ

Activity to prevent, prepare for, and respond to Coronavirus: No

Initial Funding Date: 06/22/2020

Description:
 Provision of financial and technical assistance to businesses to advance economic opportunity, job creation, and a robust small business environment in specific LMI communities.

Financing

	Fund Type	Grant Year	Grant	Funded Amount	Drawn In Program Year	Drawn Thru Program Year
CDBG	PI			\$1,490,000.00	\$0.00	\$1,490,000.00
Total	Total			\$1,490,000.00	\$0.00	\$1,490,000.00

Proposed Accomplishments

Jobs : 43

Actual Accomplishments

Number assisted:

	Owner		Renter		Total		Person	
	Total	Hispanic	Total	Hispanic	Total	Hispanic	Total	Hispanic
White:	0	0	0	0	0	0	28	1
Black/African American:	0	0	0	0	0	0	0	0
Asian:	0	0	0	0	0	0	17	0
American Indian/Alaskan Native:	0	0	0	0	0	0	0	0
Native Hawaiian/Other Pacific Islander:	0	0	0	0	0	0	1	0
American Indian/Alaskan Native & White:	0	0	0	0	0	0	0	0
Asian White:	0	0	0	0	0	0	1	0
Black/African American & White:	0	0	0	0	0	0	1	0
American Indian/Alaskan Native & Black/African American:	0	0	0	0	0	0	0	0
Other multi-racial:	0	0	0	0	0	0	5	3
Asian/Pacific Islander:	0	0	0	0	0	0	0	0
Hispanic:	0	0	0	0	0	0	0	0
Total:	0	0	0	0	0	0	53	4



U.S. Department of Housing and Urban Development
 Office of Community Planning and Development
 Integrated Disbursement and Information System
 CDBG Activity Summary Report (GPR) for Program Year 2021
 SAN DIEGO

Date: 24-Sep-2022
 Time: 15:19
 Page: 66

Female-headed Households: 0 0 0

Income Category:

	Owner	Renter	Total	Person
Extremely Low	0	0	0	5
Low Mod	0	0	0	24
Moderate	0	0	0	24
Non Low Moderate	0	0	0	0
Total	0	0	0	53
Percent Low/Mod				100.0%

Annual Accomplishments

Years	Accomplishment Narrative	# Benefitting
2019	The purpose of the Small Business Relief Fund (SBRF) is to provide economic assistance to help businesses impacted by COVID-19 retain employees and sustain continuity of operations. Financial assistance as a forgivable loan of \$10,000 was allocated to eligible, qualified small businesses on a first-come, first-served basis based on the availability of funds, program guidelines, and the submission of all required information and supporting documentation. Approximately \$1.49 million was awarded by the CDBG-funded SBRF which results in the retention of 46 FTEs. The CDBG-funded SBRF was administered by the City of San Diego Economic Development Departments Community Development Division.	



U.S. Department of Housing and Urban Development
 Office of Community Planning and Development
 Integrated Disbursement and Information System
 CDBG Activity Summary Report (GPR) for Program Year 2021
 SAN DIEGO

Date: 24-Sep-2022
 Time: 15:19
 Page: 67

PGM Year: 2019
Project: 0002 - Workforce Development and Job Readiness
IDIS Activity: 7341 - CASA FAMILIAR INC-20
Status: Completed 8/9/2021 12:00:00 AM
Location: 119 W Hall Ave San Diego, CA 92173-2514
Objective: Create suitable living environments
Outcome: Availability/accessibility
Matrix Code: Youth Services (05D) **National Objective:** LMC

Activity to prevent, prepare for, and respond to Coronavirus: No

Initial Funding Date: 12/11/2019

Description:
 Increases economic opportunities for low-income youth in San Ysidro through paid job and soft skills training.

Financing

	Fund Type	Grant Year	Grant	Funded Amount	Drawn In Program Year	Drawn Thru Program Year
CDBG	PI			\$71,154.93	\$0.00	\$71,154.93
Total	Total			\$71,154.93	\$0.00	\$71,154.93

Proposed Accomplishments

People (General) : 30

Actual Accomplishments

Number assisted:

	Owner		Renter		Total		Person	
	Total	Hispanic	Total	Hispanic	Total	Hispanic	Total	Hispanic
White:	0	0	0	0	0	0	8	8
Black/African American:	0	0	0	0	0	0	0	0
Asian:	0	0	0	0	0	0	1	1
American Indian/Alaskan Native:	0	0	0	0	0	0	0	0
Native Hawaiian/Other Pacific Islander:	0	0	0	0	0	0	0	0
American Indian/Alaskan Native & White:	0	0	0	0	0	0	0	0
Asian White:	0	0	0	0	0	0	0	0
Black/African American & White:	0	0	0	0	0	0	0	0
American Indian/Alaskan Native & Black/African American:	0	0	0	0	0	0	0	0
Other multi-racial:	0	0	0	0	0	0	10	10
Asian/Pacific Islander:	0	0	0	0	0	0	0	0
Hispanic:	0	0	0	0	0	0	0	0
Total:	0	0	0	0	0	0	19	19



U.S. Department of Housing and Urban Development
 Office of Community Planning and Development
 Integrated Disbursement and Information System
 CDBG Activity Summary Report (GPR) for Program Year 2021
 SAN DIEGO

Date: 24-Sep-2022
 Time: 15:19
 Page: 68

Female-headed Households: 0 0 0

Income Category:

	Owner	Renter	Total	Person
Extremely Low	0	0	0	10
Low Mod	0	0	0	5
Moderate	0	0	0	4
Non Low Moderate	0	0	0	0
Total	0	0	0	19
Percent Low/Mod	100.0%			

Annual Accomplishments

Years	Accomplishment Narrative	# Benefitting
2019	For the first half of Fiscal Year 2020, 14 clients have been assisted.	
2020	<p>For Fiscal Year 2021 closeout, 16 clients were assisted and a total of 30 clients were assisted with the project. Besides support activities such as recruiting, reporting and administration, the main bulk of CDBG-paid activities for our project were job training for LMI Youth in the arts and culture field.</p> <p>The two main job tracks were: 1) gallery docent training, and 2) theater docent training. Both of these tracks functioned as paid apprenticeships where San Ysidro, LMI youth learned about the work behind producing a gallery show and a theater performance and ultimately worked in our community-based gallery and theater spaces.</p> <p>Casa Familiar received a PPP loan for \$248,700. CDBG funds were not used to partially pay for a particular staff person's salary, that PPP funds also paid a portion of.</p> <p>In the process they first learned about the art making involved in each art form; such as photography, film making, stage acting, and stage lighting. They then learned about the job roles and activities required to stage the show / performance. Finally they learned about how to orient visitors to the art forms and practiced what they had learned by helping staff carry out the events in each space and online.</p> <p>About 3/4 of the way through our project shedule we experienced the onset of the covid-19 pandemic, as did everyone else in San Diego and across the country. Luckily, by the time that the effects of the virus caused the state mandated closures, we had already established a solid rapport with our youth and were able to easily pivot and take the instruction and work online.</p> <p>The youth were very grateful to stay employed as they saw friends and family who were quickly let go from their jobs and some even reported that they were the only ones in their households who remained employed.</p> <p>Through online work we were able to complete the curriculum and the last cohort of Theater Docents was even able to work with the experts from Teatro Mascara Magica on the online version of their new play, Stages of Valor.</p>	



U.S. Department of Housing and Urban Development
 Office of Community Planning and Development
 Integrated Disbursement and Information System
 CDBG Activity Summary Report (GPR) for Program Year 2021
 SAN DIEGO

Date: 24-Sep-2022
 Time: 15:19
 Page: 69

PGM Year: 2019
Project: 0002 - Workforce Development and Job Readiness
IDIS Activity: 7343 - GRID ALTERNATIVES-INSTALLER-20
Status: Completed 9/23/2021 12:00:00 AM
Location: 1171 Ocean Ave Suite 200 Oakland, CA 94608-1147
Objective: Create suitable living environments
Outcome: Availability/accessibility
Matrix Code: Employment Training (05H) **National Objective:** LMC

Activity to prevent, prepare for, and respond to Coronavirus: No

Initial Funding Date: 12/11/2019

Description:
 Provides low-income residents of San Diego with training and access to jobs in the growing solar industry.

Financing

	Fund Type	Grant Year	Grant	Funded Amount	Drawn In Program Year	Drawn Thru Program Year
CDBG	EN	2016	B16MC060542	\$14,295.94	\$6,989.63	\$14,295.94
	PI			\$76,082.05	\$0.00	\$76,082.05
Total	Total			\$90,377.99	\$6,989.63	\$90,377.99

Proposed Accomplishments

People (General) : 18

Actual Accomplishments

Number assisted:

	Owner		Renter		Total		Person	
	Total	Hispanic	Total	Hispanic	Total	Hispanic	Total	Hispanic
White:	0	0	0	0	0	0	6	2
Black/African American:	0	0	0	0	0	0	1	1
Asian:	0	0	0	0	0	0	1	0
American Indian/Alaskan Native:	0	0	0	0	0	0	0	0
Native Hawaiian/Other Pacific Islander:	0	0	0	0	0	0	0	0
American Indian/Alaskan Native & White:	0	0	0	0	0	0	0	0
Asian White:	0	0	0	0	0	0	0	0
Black/African American & White:	0	0	0	0	0	0	0	0
American Indian/Alaskan Native & Black/African American:	0	0	0	0	0	0	0	0
Other multi-racial:	0	0	0	0	0	0	2	1
Asian/Pacific Islander:	0	0	0	0	0	0	0	0
Hispanic:	0	0	0	0	0	0	0	0



U.S. Department of Housing and Urban Development
 Office of Community Planning and Development
 Integrated Disbursement and Information System
 CDBG Activity Summary Report (GPR) for Program Year 2021
 SAN DIEGO

Date: 24-Sep-2022
 Time: 15:19
 Page: 70

Total:	0	0	0	0	0	0	10	4
Female-headed Households:	0		0		0			
<i>Income Category:</i>								
	Owner	Renter	Total	Person				
Extremely Low	0	0	0	8				
Low Mod	0	0	0	1				
Moderate	0	0	0	0				
Non Low Moderate	0	0	0	0				
Total	0	0	0	9				
Percent Low/Mod				100.0%				

Annual Accomplishments

Years	Accomplishment Narrative	# Benefitting
2019	For first half of Fiscal Year 2020, 8 clients have been assisted	
2020	<p>For fiscal year 2021 closeout, 4 more clients were assisted and a total of 12 clients were assisted with the project. The Solar Installation Training Program served LMI residents of the City of San Diego who could benefit from employment training services in the vibrant and growing solar industry. A total of 12 individuals participated in the program. Activities completed during the period include:</p> <ol style="list-style-type: none"> 1) Conducting outreach and recruitment activities to community groups and job training organizations to recruit applicants and ensure that non-training related services (housing, transportation, health) are coordinated. 2) Screening applicants for eligibility based on CDBG criteria, as well as our own stipulations. Enrolling applicants in the program. 3) Training each participant, giving each an opportunity to complete many solar installations, as well as supplemental training on the basics of solar, related electrical knowledge, design considerations, materials handling, safety and performance factors. Specific skills taught included: Conduit Bending; Inverter Wiring and Disconnect Mounting; Microinverters; Array Layout & Locating Rafters; Stand-Off Installation; Racking Assembly; Junction Box Wiring; Home Runs & Ground Wire; Module Installations; Tile Installations; Tilt-Up Installation; and Safety and Leadership. 4) Maintaining existing relationships with solar employers and developing new relationships to ensure a pathway to employment for program participants. Staff helped trainees to prepare for interviews, including resume help and basic interview coaching. Staff also facilitated communication between employers and program participants. <p>The program was disrupted by the Covid pandemic. GRID had to pause in-person training for many months, only resuming it at the end of the summer when we were able to bring the final trainee cohort back to complete their training on larger, multi-family solar projects. We are grateful to the City for its support and for its flexibility in allowing us to modify the program and extend it beyond its original end date.</p> <p>In 2020, we received a PPP award in the amount of \$237,700. PPP funds weren't used to cover any expenses that CDBG funds covered.</p>	



U.S. Department of Housing and Urban Development
 Office of Community Planning and Development
 Integrated Disbursement and Information System
 CDBG Activity Summary Report (GPR) for Program Year 2021
 SAN DIEGO

Date: 24-Sep-2022
 Time: 15:19
 Page: 71

PGM Year: 2019
Project: 0002 - Workforce Development and Job Readiness
IDIS Activity: 7346 - SD WORKFORCE PART-HIRE YTH-20
Status: Open
Location: 9246 Lightwave Ave Ste 210 San Diego, CA 92123-6411
Objective: Create suitable living environments
Outcome: Availability/accessibility
Matrix Code: Employment Training (05H) **National Objective:** LMC

Activity to prevent, prepare for, and respond to Coronavirus: No

Initial Funding Date: 06/23/2020

Description:
 Engages opportunity youth in a 4-week paid work readiness training and provides for 150 hours of paid mentorship experience within various City departments.

Financing

	Fund Type	Grant Year	Grant	Funded Amount	Drawn In Program Year	Drawn Thru Program Year
CDBG	EN	2015	B15MC060542	\$66,342.00	\$0.00	\$66,342.00
	PI			\$246,658.00	\$0.00	\$227,267.94
Total	Total			\$313,000.00	\$0.00	\$293,609.94

Proposed Accomplishments

People (General) : 95

Actual Accomplishments

Number assisted:

	Owner		Renter		Total		Person	
	Total	Hispanic	Total	Hispanic	Total	Hispanic	Total	Hispanic
White:	0	0	0	0	0	0	41	29
Black/African American:	0	0	0	0	0	0	40	1
Asian:	0	0	0	0	0	0	5	2
American Indian/Alaskan Native:	0	0	0	0	0	0	5	3
Native Hawaiian/Other Pacific Islander:	0	0	0	0	0	0	2	1
American Indian/Alaskan Native & White:	0	0	0	0	0	0	1	1
Asian White:	0	0	0	0	0	0	2	0
Black/African American & White:	0	0	0	0	0	0	1	0
American Indian/Alaskan Native & Black/African American:	0	0	0	0	0	0	3	1
Other multi-racial:	0	0	0	0	0	0	4	2
Asian/Pacific Islander:	0	0	0	0	0	0	0	0
Hispanic:	0	0	0	0	0	0	0	0



U.S. Department of Housing and Urban Development
 Office of Community Planning and Development
 Integrated Disbursement and Information System
 CDBG Activity Summary Report (GPR) for Program Year 2021
 SAN DIEGO

Date: 24-Sep-2022
 Time: 15:19
 Page: 72

Total:	0	0	0	0	0	0	104	40
Female-headed Households:	0		0		0			
<i>Income Category:</i>								
	Owner	Renter	Total	Person				
Extremely Low	0	0	0	67				
Low Mod	0	0	0	22				
Moderate	0	0	0	14				
Non Low Moderate	0	0	0	0				
Total	0	0	0	103				
Percent Low/Mod				100.0%				

Annual Accomplishments

Years	Accomplishment Narrative	# Benefitting
2019	For the first 6 months of Fiscal Year 2020, 103 clients have been assisted.	
2021	For Fiscal Year 2022 closeout, an additional 23 clients were assisted for a total of 126 clients assisted for the contract period. For City Mentorship, a total of 270 individuals applied for the program. Out of those applicants, 126 CDBG-eligible LMI youth were enrolled. 104 youth received were placed in paid Job readiness training, 81 youth were placed in a paid mentorship with the City of San Diego, and 23 youth reported regular employment in San Diego county within six months of program completion.	



U.S. Department of Housing and Urban Development
 Office of Community Planning and Development
 Integrated Disbursement and Information System
 CDBG Activity Summary Report (GPR) for Program Year 2021
 SAN DIEGO

Date: 24-Sep-2022
 Time: 15:19
 Page: 73

PGM Year: 2019
Project: 0002 - Workforce Development and Job Readiness
IDIS Activity: 7347 - SD WORKFORCE PART-C2C-20
Status: Open
Location: 1200 3rd Ave San Diego, CA 92101-4110
Objective: Create suitable living environments
Outcome: Availability/accessibility
Matrix Code: Youth Services (05D) **National Objective:** LMC

Activity to prevent, prepare for, and respond to Coronavirus: No

Initial Funding Date: 06/23/2020

Description:
 Continues to provide gap funding for an existing program sponsored by the City's Economic Development Department, focused on supporting opportunity youth.

Financing

	Fund Type	Grant Year	Grant	Funded Amount	Drawn In Program Year	Drawn Thru Program Year
CDBG	EN	2015	B15MC060542	\$112,718.76	\$0.00	\$112,718.76
	PI			\$112,281.24	\$0.00	\$85,347.28
Total	Total			\$225,000.00	\$0.00	\$198,066.04

Proposed Accomplishments

People (General) : 125

Actual Accomplishments

Number assisted:

	Owner		Renter		Total		Person	
	Total	Hispanic	Total	Hispanic	Total	Hispanic	Total	Hispanic
White:	0	0	0	0	0	0	41	39
Black/African American:	0	0	0	0	0	0	40	10
Asian:	0	0	0	0	0	0	4	0
American Indian/Alaskan Native:	0	0	0	0	0	0	9	8
Native Hawaiian/Other Pacific Islander:	0	0	0	0	0	0	2	2
American Indian/Alaskan Native & White:	0	0	0	0	0	0	0	0
Asian White:	0	0	0	0	0	0	2	0
Black/African American & White:	0	0	0	0	0	0	2	1
American Indian/Alaskan Native & Black/African American:	0	0	0	0	0	0	1	1
Other multi-racial:	0	0	0	0	0	0	1	0
Asian/Pacific Islander:	0	0	0	0	0	0	0	0
Hispanic:	0	0	0	0	0	0	0	0



U.S. Department of Housing and Urban Development
 Office of Community Planning and Development
 Integrated Disbursement and Information System
 CDBG Activity Summary Report (GPR) for Program Year 2021
 SAN DIEGO

Date: 24-Sep-2022
 Time: 15:19
 Page: 74

Total:	0	0	0	0	0	0	102	61
Female-headed Households:	0		0		0			
<i>Income Category:</i>								
	Owner	Renter	Total	Person				
Extremely Low	0	0	0	74				
Low Mod	0	0	0	15				
Moderate	0	0	0	14				
Non Low Moderate	0	0	0	0				
Total	0	0	0	103				
Percent Low/Mod				100.0%				

Annual Accomplishments

Years	Accomplishment Narrative	# Benefitting
2020	For the first 6 months of fiscal year 2020, 88 clients have been assisted. Project will continue into fiscal year 2022.	
2021	For Fiscal Year 2022 closeout, 96 additional clients have been assisted for a total of 184 clients assisted over the contract period. A total of 184 unduplicated CDBG-eligible LMI youth received Case Management and job coaching services in non-CDBG workforce programs. Of those served, 172 were provided job-readiness training. A total of 113 unduplicated clients were placed in paid employment or paid internship opportunities. Most of the training, internship, and employment opportunities were provided through the County-funded Live Well Internship program, the partnership with Gap, Inc which provides training and internships at their Old Navy retail stores, and the City Heights Coffee House Career Launch Academy Program.	



U.S. Department of Housing and Urban Development
 Office of Community Planning and Development
 Integrated Disbursement and Information System
 CDBG Activity Summary Report (GPR) for Program Year 2021
 SAN DIEGO

Date: 24-Sep-2022
 Time: 15:19
 Page: 75

PGM Year: 2019
Project: 0002 - Workforce Development and Job Readiness
IDIS Activity: 7348 - SD WORKFORCE PART-CODE SD-20
Status: Open
Location: 9246 Lightwave Ave Ste 210 San Diego, CA 92123-6411
Objective: Create suitable living environments
Outcome: Availability/accessibility
Matrix Code: Employment Training (05H) **National Objective:** LMC

Activity to prevent, prepare for, and respond to Coronavirus: No

Initial Funding Date: 06/23/2020

Description:

Assists LMI residents in beginning careers in Information and Communications Technology (ICT) occupational fields through work readiness training, paid internships, and employment placement.

Financing

	Fund Type	Grant Year	Grant	Funded Amount	Drawn In Program Year	Drawn Thru Program Year
CDBG	EN	2017	B17MC060542	\$409,727.00	\$0.00	\$409,727.00
	PI			\$627,273.00	\$0.00	\$588,178.56
Total	Total			\$1,037,000.00	\$0.00	\$997,905.56

Proposed Accomplishments

People (General) : 165

Actual Accomplishments

Number assisted:

	Owner		Renter		Total		Person	
	Total	Hispanic	Total	Hispanic	Total	Hispanic	Total	Hispanic
White:	0	0	0	0	0	0	130	47
Black/African American:	0	0	0	0	0	0	23	3
Asian:	0	0	0	0	0	0	58	2
American Indian/Alaskan Native:	0	0	0	0	0	0	6	5
Native Hawaiian/Other Pacific Islander:	0	0	0	0	0	0	5	3
American Indian/Alaskan Native & White:	0	0	0	0	0	0	2	2
Asian White:	0	0	0	0	0	0	5	0
Black/African American & White:	0	0	0	0	0	0	4	1
American Indian/Alaskan Native & Black/African American:	0	0	0	0	0	0	1	0
Other multi-racial:	0	0	0	0	0	0	3	2
Asian/Pacific Islander:	0	0	0	0	0	0	0	0



U.S. Department of Housing and Urban Development
 Office of Community Planning and Development
 Integrated Disbursement and Information System
 CDBG Activity Summary Report (GPR) for Program Year 2021
 SAN DIEGO

Date: 24-Sep-2022
 Time: 15:19
 Page: 76

Hispanic:	0	0	0	0	0	0	0	0
Total:	0	0	0	0	0	0	237	65

Female-headed Households: 0 0 0 0

Income Category:

	Owner	Renter	Total	Person
Extremely Low	0	0	0	111
Low Mod	0	0	0	24
Moderate	0	0	0	38
Non Low Moderate	0	0	0	61
Total	0	0	0	234
Percent Low/Mod				73.9%

Annual Accomplishments

Years	Accomplishment Narrative	# Benefitting
2019	For the first 6 months of fiscal year 2020, 106 clients have been assisted. Project will continue into Fiscal year 2022.	
2021	For fiscal year 2022 closeout, an additional 233 clients were assisted for a total of 339 clients assisted during the contract period. A total of 616 individuals applied for the TechHire program in FY20. Out of those applicants, 337 unduplicated eligible individuals were enrolled in the program and received Case Management and job coaching services. Of those enrolled, 125 unduplicated clients completed their IEP and work-readiness training and were placed into paid ICT internships throughout which allowed participants to earn on-the-job training in the ICT field. A total of 222 unduplicated clients reported employment placement with ICT employers around San Diego in FY20	



U.S. Department of Housing and Urban Development
 Office of Community Planning and Development
 Integrated Disbursement and Information System
 CDBG Activity Summary Report (GPR) for Program Year 2021
 SAN DIEGO

Date: 24-Sep-2022
 Time: 15:19
 Page: 77

PGM Year:	2019	Objective:	Create suitable living environments
Project:	0008 - Public Infrastructure Improvements	Outcome:	Availability/accessibility
IDIS Activity:	7350 - CITY SD SE MINI PARK IMP-20	Matrix Code:	Parks, Recreational Facilities (03F)
Status:	Open	National Objective:	LMA
Location:	4105 Gamma St San Diego, CA 92113-4115		

Activity to prevent, prepare for, and respond to Coronavirus: No

Initial Funding Date: 08/29/2019

Description:
 Provides for the replacement of playground equipment, paths of travel, picnic tables and benches at four mini parks (Island Ave., Clay Ave., J St., Gamma St.) within the Southeastern Community Planning Area.
 The proposed improvement will make each park location ADA accessible.

Financing

	Fund Type	Grant Year	Grant	Funded Amount	Drawn In Program Year	Drawn Thru Program Year
CDBG	EN	2019	B19MC060542	\$1,337,002.57	\$213,366.64	\$502,100.83
	PI			\$3,262,997.43	\$21,232.90	\$3,262,997.03
Total	Total			\$4,600,000.00	\$234,599.54	\$3,765,097.86

Proposed Accomplishments
 Public Facilities : 1
 Total Population in Service Area: 675
 Census Tract Percent Low / Mod: 77.04

Annual Accomplishments
 No data returned for this view. This might be because the applied filter excludes all data.



U.S. Department of Housing and Urban Development
 Office of Community Planning and Development
 Integrated Disbursement and Information System
 CDBG Activity Summary Report (GPR) for Program Year 2021
 SAN DIEGO

Date: 24-Sep-2022
 Time: 15:19
 Page: 78

PGM Year: 2019
Project: 0007 - Homelessness - CDBG
IDIS Activity: 7352 - FATHER JOES'S VILLAGES-HOPE-20
Status: Completed 1/13/2022 12:00:00 AM
Location: 3350 E St San Diego, CA 92102-3332
Objective: Create suitable living environments
Outcome: Availability/accessibility
Matrix Code: Health Services (05M) **National Objective:** LMC

Activity to prevent, prepare for, and respond to Coronavirus: No

Initial Funding Date: 12/11/2019

Description:

Expands outreach in the community to establish relationships with homeless individuals, and connections to the SVDP healthcare clinic.

Financing

	Fund Type	Grant Year	Grant	Funded Amount	Drawn In Program Year	Drawn Thru Program Year
CDBG	PI			\$43,936.27	\$0.00	\$43,936.27
Total	Total			\$43,936.27	\$0.00	\$43,936.27

Proposed Accomplishments

People (General) : 50

Actual Accomplishments

Number assisted:

	Owner		Renter		Total		Person	
	Total	Hispanic	Total	Hispanic	Total	Hispanic	Total	Hispanic
White:	0	0	0	0	0	0	118	31
Black/African American:	0	0	0	0	0	0	36	0
Asian:	0	0	0	0	0	0	4	0
American Indian/Alaskan Native:	0	0	0	0	0	0	4	1
Native Hawaiian/Other Pacific Islander:	0	0	0	0	0	0	2	0
American Indian/Alaskan Native & White:	0	0	0	0	0	0	2	0
Asian White:	0	0	0	0	0	0	0	0
Black/African American & White:	0	0	0	0	0	0	0	0
American Indian/Alaskan Native & Black/African American:	0	0	0	0	0	0	0	0
Other multi-racial:	0	0	0	0	0	0	21	15
Asian/Pacific Islander:	0	0	0	0	0	0	0	0
Hispanic:	0	0	0	0	0	0	0	0
Total:	0	0	0	0	0	0	187	47



U.S. Department of Housing and Urban Development
 Office of Community Planning and Development
 Integrated Disbursement and Information System
 CDBG Activity Summary Report (GPR) for Program Year 2021
 SAN DIEGO

Date: 24-Sep-2022
 Time: 15:19
 Page: 79

Female-headed Households: 0 0 0

Income Category:

	Owner	Renter	Total	Person
Extremely Low	0	0	0	184
Low Mod	0	0	0	0
Moderate	0	0	0	0
Non Low Moderate	0	0	0	0
Total	0	0	0	184
Percent Low/Mod				100.0%

Annual Accomplishments

Years	Accomplishment Narrative	# Benefitting
2019	For first half of Fiscal Year 2020, 98 clients have been assisted. Project will continue into Fiscal Year 2021.	
2020	For Fiscal Year 2021 closeout, 184 clients were assisted for a total of 282 clients assisted with the project. SVdPV surpassed the goals and objectives set out for this project. Below is a summary of some of the successes. Street Health Outreach contacts: 303 Total unduplicated served: 282 MAT referrals: 34 Clients engaged in MAT services: 34 SVdPV AOD Services referrals: 102 Referrals to our Village Health Clinic: 90 Referrals to Community Detox Services: 38 Referrals to other community resources: 75 Assistance with insurance enrollment: 13 Assistance acquiring housing: 42	

Note: St. Vincents de Paul Village Inc. didn't receive any PPP funds.



U.S. Department of Housing and Urban Development
 Office of Community Planning and Development
 Integrated Disbursement and Information System
 CDBG Activity Summary Report (GPR) for Program Year 2021
 SAN DIEGO

Date: 24-Sep-2022
 Time: 15:19
 Page: 80

PGM Year: 2019
Project: 0003 - Community and Public Services
IDIS Activity: 7359 - ALMA COMM-ACC PARENTING-20
Status: Completed 8/19/2021 12:00:00 AM
Location: PO Box 13602 San Diego, CA 92170-3602
Objective: Create suitable living environments
Outcome: Availability/accessibility
Matrix Code: Mental Health Services (050) **National Objective:** LMC

Activity to prevent, prepare for, and respond to Coronavirus: No

Initial Funding Date: 12/11/2019

Description:
 Provides Parenting Seminars at two elementary schools in Greater Logan Heights and expand into a third elementary school in order to educate families on mental health.

Financing

	Fund Type	Grant Year	Grant	Funded Amount	Drawn In Program Year	Drawn Thru Program Year
CDBG	EN	2019	B19MC060542	\$3,948.52	\$3,948.52	\$3,948.52
	PI			\$45,834.38	\$0.00	\$45,834.38
Total	Total			\$49,782.90	\$3,948.52	\$49,782.90

Proposed Accomplishments

People (General) : 35

Actual Accomplishments

Number assisted:

	Owner		Renter		Total		Person	
	Total	Hispanic	Total	Hispanic	Total	Hispanic	Total	Hispanic
White:	0	0	0	0	0	0	14	14
Black/African American:	0	0	0	0	0	0	1	1
Asian:	0	0	0	0	0	0	0	0
American Indian/Alaskan Native:	0	0	0	0	0	0	0	0
Native Hawaiian/Other Pacific Islander:	0	0	0	0	0	0	0	0
American Indian/Alaskan Native & White:	0	0	0	0	0	0	0	0
Asian White:	0	0	0	0	0	0	0	0
Black/African American & White:	0	0	0	0	0	0	0	0
American Indian/Alaskan Native & Black/African American:	0	0	0	0	0	0	0	0
Other multi-racial:	0	0	0	0	0	0	20	20
Asian/Pacific Islander:	0	0	0	0	0	0	0	0
Hispanic:	0	0	0	0	0	0	0	0



U.S. Department of Housing and Urban Development
 Office of Community Planning and Development
 Integrated Disbursement and Information System
 CDBG Activity Summary Report (GPR) for Program Year 2021
 SAN DIEGO

Date: 24-Sep-2022
 Time: 15:19
 Page: 81

Total:	0	0	0	0	0	0	35	35
Female-headed Households:	0		0		0			
<i>Income Category:</i>								
	Owner	Renter	Total	Person				
Extremely Low	0	0	0	19				
Low Mod	0	0	0	9				
Moderate	0	0	0	2				
Non Low Moderate	0	0	0	0				
Total	0	0	0	30				
Percent Low/Mod				100.0%				

Annual Accomplishments

Years	Accomplishment Narrative	# Benefitting
2019	For the first half of Fiscal Year 2020, 27 clients have been assisted.	



U.S. Department of Housing and Urban Development
 Office of Community Planning and Development
 Integrated Disbursement and Information System
 CDBG Activity Summary Report (GPR) for Program Year 2021
 SAN DIEGO

Date: 24-Sep-2022
 Time: 15:19
 Page: 82

Years	Accomplishment Narrative	# Benefitting
2020	<p>For Fiscal Year 2021 closeout, an additional 22 clients were assisted for a total of 49 clients assisted. Alma Community Care used CDBG funding to offer 11 in person parenting seminars at 3 local public schools in Greater Logan Heights between September 2019-March 2020. Each parenting seminar was taught in Spanish with English translation by bilingual licensed therapists in the San Diego area.</p> <p>We served roughly 100 unique individuals and covered topics such as Positive Parenting Tactics, Childhood Anxiety, Childhood Bullying, Technology & Your Kids, Drugs, Alcohol & Your Teens, Positive Discipline and Childhood Depression. Topics were chosen by parent and school leadership input. Over half of our attendees attended two or more parenting seminars.</p> <p>Here is a collection of responses we received from our attendees on what they learned:</p> <p>Focus and pay more attention to the symptoms of anxiety in my child</p> <p>Listen with patience to understand my child's problem</p> <p>Spend more time with my daughter</p> <p>Observe and listen to my children, especially how to maintain calm</p> <p>I learned that anxiety is normal. I learned to talk with my son, to tell him that everything is fine. He usually bites his nails and has sweaty hands.</p> <p>Stay alert for possible symptoms of depression in my child</p> <p>Talk more with my son and know his feelings and emotions</p> <p>Observe the environment my child is in</p> <p>When Covid-19 closed our schools in March 2020, it canceled 8 parenting seminars we had planned for our community. Alma pivoted and began to offer online weekly mental health education in English and Spanish through social media. We hired our licensed therapists to write the content after we saw a gap in mental health education online for Spanish speakers. We focused on topics such as: Connecting with your kids, Caring for your heart & mind, Community resources, and Caring for your marriage. Alma went from having no social media presence to reaching over 70 individuals each week with our posts.</p> <p>Alma received an extension on our CDBG grant in hopes of offering more parenting seminars in the fall of 2020. With schools still closed, we worked closely with school leadership to design an online version of our parenting seminars that would meet the needs of our parents during the difficult season. We offered three parenting seminars online covering the topics of Help for At-Home Learning, Emotions: How to Process Them During Difficult Times, and Stress: Symptoms and How to Help Our Children. We offered each parenting seminar first in Spanish at 9:15am and then again in English at 10:15am via Facebook Live. We had over 20 unique individuals join us live with the recordings of the seminars viewed multiple times after the morning.</p> <p>Alma received a PPP loan on 4/21/2020 for \$10,000. We did not commingle because CDBG was only paying half of one salary.</p>	



U.S. Department of Housing and Urban Development
 Office of Community Planning and Development
 Integrated Disbursement and Information System
 CDBG Activity Summary Report (GPR) for Program Year 2021
 SAN DIEGO

Date: 24-Sep-2022
 Time: 15:19
 Page: 83

PGM Year: 2019
Project: 0003 - Community and Public Services
IDIS Activity: 7360 - BAYSIDE COMM CTR-SOCIAL SVCES-20
Status: Completed 7/6/2021 12:00:00 AM
Location: 2202 Comstock St San Diego, CA 92111-6502
Objective: Create suitable living environments
Outcome: Availability/accessibility
Matrix Code: Other Public Services Not Listed in 05A-05Y, 03T (05Z) **National Objective:** LMC

Activity to prevent, prepare for, and respond to Coronavirus: No

Initial Funding Date: 12/11/2019

Description:
 Expands the delivery of several key resources; emergency commodity distributions, senior lunch and food box, senior health and wellness exercise classes, forms assistance and translation, and Positive Parenting Program.

Financing

	Fund Type	Grant Year	Grant	Funded Amount	Drawn In Program Year	Drawn Thru Program Year
CDBG	PI			\$50,099.89	\$0.00	\$50,099.89
Total	Total			\$50,099.89	\$0.00	\$50,099.89

Proposed Accomplishments

People (General) : 598

Actual Accomplishments

Number assisted:

	Owner		Renter		Total		Person	
	Total	Hispanic	Total	Hispanic	Total	Hispanic	Total	Hispanic
White:	0	0	0	0	0	0	170	148
Black/African American:	0	0	0	0	0	0	6	0
Asian:	0	0	0	0	0	0	170	0
American Indian/Alaskan Native:	0	0	0	0	0	0	0	0
Native Hawaiian/Other Pacific Islander:	0	0	0	0	0	0	4	0
American Indian/Alaskan Native & White:	0	0	0	0	0	0	0	0
Asian White:	0	0	0	0	0	0	0	0
Black/African American & White:	0	0	0	0	0	0	0	0
American Indian/Alaskan Native & Black/African American:	0	0	0	0	0	0	0	0
Other multi-racial:	0	0	0	0	0	0	2	2
Asian/Pacific Islander:	0	0	0	0	0	0	0	0
Hispanic:	0	0	0	0	0	0	0	0



U.S. Department of Housing and Urban Development
 Office of Community Planning and Development
 Integrated Disbursement and Information System
 CDBG Activity Summary Report (GPR) for Program Year 2021
 SAN DIEGO

Date: 24-Sep-2022
 Time: 15:19
 Page: 84

Total:	0	0	0	0	0	0	352	150	
Female-headed Households:	0		0		0				
<i>Income Category:</i>									
	Owner	Renter	Total						Person
Extremely Low	0	0	0						279
Low Mod	0	0	0						59
Moderate	0	0	0						13
Non Low Moderate	0	0	0						1
Total	0	0	0						352
Percent Low/Mod									99.7%

Annual Accomplishments

Years	Accomplishment Narrative	# Benefitting
2019	For Fiscal Year 2020, project was delayed in executing agreement and accomplishments will be reported for FY 2021.	



U.S. Department of Housing and Urban Development
 Office of Community Planning and Development
 Integrated Disbursement and Information System
 CDBG Activity Summary Report (GPR) for Program Year 2021
 SAN DIEGO

Years	Accomplishment Narrative	# Benefitting
2020	<p>For Fiscal year 2021 closeout, 352 clients were assisted. Bayside expanded its Social Services program with CDBG funding in FY19-20. This program was made of the delivery of the following services: forms assistance, translation, commodity distributions including fresh produce from the Bayside garden, and senior daily lunches. Bayside had two case managers and one Garden Coordinator who directly delivered these resources to the community. Baysides Facilities Maintenance Manager worked behind the scenes to make these programs happen.</p> <p>Bayside served 352 unduplicated clients out of 598, 58.6% of those we intended. This was predominantly because of the impact of the pandemic in March 2020 through June 2020, which resulted in complete shutdown of Baysides office and face-to-face services with new clients. Although we were still serving clients regularly through food distributions, senior lunch, and forms assistance, the numbers of new clients were cut dramatically. However, the number of duplicated clients we served those months increased, which demonstrated the need of the services to repeat clients feeling the brunt of the pandemic.</p> <p>Nevertheless, the benefits the clients received through each of our social services programs were instrumental. These included:</p> <p>Forms assistance & Clients were assisted with any form they brought in, including housing, Cal-Fresh, Medi-Cal, unemployment assistance, etc. These are the safety nets that underpin our clients.</p> <p>Translation & Staff bridge the gap with our Spanish and Vietnamese-speaking clients seeking immediate, critical social services that Bayside, the City, County, and other agencies provide. Staff advocate in the clients' native language on their behalf for the services they need. Especially during the pandemic, this language barrier was critical to overcome.</p> <p>Commodity distributions & Prior to the pandemic, Bayside hosted as needed and sometimes monthly food distributions. Our pantry was always open to clients who needed the support in an ad hoc manner. However, the pandemic necessitated a regular, weekly, and monthly distribution and home delivery for clients who lost their jobs, with kids out of school, loss of income, homebound clients, etc. During March through June, Bayside began hosting food distributions (nonperishable and perishable items). This has grown exponentially since July 2020 after the contract ended.</p> <p>Senior lunch & Bayside hosted senior lunch service M-F with hot, nutritious meals up until we shut down our office due to the pandemic. At that time, Jewish Family Services, who was our meal provider, started home deliveries for seniors 65 years of age and older. Bayside signed up our seniors who had been participating and others who mentioned interest in receiving a home delivered meal. This was extremely important for our older population to remain at home and to stay safe during this time.</p>	



U.S. Department of Housing and Urban Development
 Office of Community Planning and Development
 Integrated Disbursement and Information System
 CDBG Activity Summary Report (GPR) for Program Year 2021
 SAN DIEGO

Date: 24-Sep-2022
 Time: 15:19
 Page: 86

PGM Year: 2019
Project: 0003 - Community and Public Services
IDIS Activity: 7361 - CITY SD LIB-LIBRARY NEXT-20
Status: Open
Location: 330 Park Blvd San Diego, CA 92101-7416
Objective: Create suitable living environments
Outcome: Availability/accessibility
Matrix Code: Youth Services (05D) **National Objective:** LMC

Activity to prevent, prepare for, and respond to Coronavirus: No

Initial Funding Date: 12/11/2019

Description:
 Funds an existing program sponsored by the City of San Diego Library, in collaboration with UC San Diego Extension and Sally Ride Science, to expand STEM educational opportunities in LMI communities for students.

Financing

	Fund Type	Grant Year	Grant	Funded Amount	Drawn In Program Year	Drawn Thru Program Year
CDBG	EN	2019	B19MC060542	\$12,100.00	\$12,100.00	\$12,100.00
	PI			\$237,900.00	\$0.00	\$237,900.00
Total	Total			\$250,000.00	\$12,100.00	\$250,000.00

Proposed Accomplishments

People (General) : 450

Actual Accomplishments

Number assisted:

	Owner		Renter		Total		Person	
	Total	Hispanic	Total	Hispanic	Total	Hispanic	Total	Hispanic
White:	0	0	0	0	0	0	88	38
Black/African American:	0	0	0	0	0	0	12	1
Asian:	0	0	0	0	0	0	47	4
American Indian/Alaskan Native:	0	0	0	0	0	0	4	3
Native Hawaiian/Other Pacific Islander:	0	0	0	0	0	0	1	0
American Indian/Alaskan Native & White:	0	0	0	0	0	0	0	0
Asian White:	0	0	0	0	0	0	14	2
Black/African American & White:	0	0	0	0	0	0	0	0
American Indian/Alaskan Native & Black/African American:	0	0	0	0	0	0	0	0
Other multi-racial:	0	0	0	0	0	0	40	26
Asian/Pacific Islander:	0	0	0	0	0	0	0	0



U.S. Department of Housing and Urban Development
 Office of Community Planning and Development
 Integrated Disbursement and Information System
 CDBG Activity Summary Report (GPR) for Program Year 2021
 SAN DIEGO

Date: 24-Sep-2022
 Time: 15:19
 Page: 87

Hispanic:	0	0	0	0	0	0	0	0
Total:	0	0	0	0	0	0	206	74

Female-headed Households: 0 0 0 0

Income Category:

	Owner	Renter	Total	Person
Extremely Low	0	0	0	53
Low Mod	0	0	0	43
Moderate	0	0	0	27
Non Low Moderate	0	0	0	83
Total	0	0	0	206
Percent Low/Mod				59.7%

Annual Accomplishments

Years	Accomplishment Narrative	# Benefitting
2019	<p>As of December 2019, 142 clients have been assisted. For Fiscal Year 2020 closeout report, 206 clients were assisted. The Library NEXT STEAM Programs funded through CDBG served students in STEAM field subjects. The programs were well received and were hosted in 11 LMI San Diego communities. Students from 3rd through 12th grade participate in a variety of subjects, such as Python Programming, The Intertidal Zone: Where Land Meets Sea, Quest for Space (students perform science experiments, send them to the International Space Station and then receive their results), Virtual Exploration for a Sustainable World, Stephen Hawking: Dark Holes and the Science of Space and Time, among many others. There were 62 different subjects that the Youth Services Librarians could choose from after determining which courses their local community desired. This was determined by outreach in to the community, parent input, and student input in conjunction with statistical data from previous programs.</p> <p>Library NEXt was also host to several six-session Admit One series throughout the 9 months that the Library was open. These SAT Test Prep courses were always full with an overflow of students on waiting lists. These students were accepted on first come first-served basis and with the ones who did not get in given top priority for the next series. The students took both pre-and post-tests to determine their their strengths and weaknesses to allow for studying in more concentrated areas. There were students in grades 9-12 who participated. Finally, Library NEXt hosted three Program Your Future series. These programs run for 9 months in a series of 3 sections focusing on coding and programming. Programs such as HTML5, Javascript, IOS and more were taught. This pram is for High School aged youth and offers them an opportunity to be taught relevant programming by industry experts, professional workforce training, Certification from UCSD Extension and 3 units of pre-college credit for completing all three sections.</p> <p>The third series, hosted by the San Ysidro Branch Library was unfortunately cut short due to COVID-19 and Library closures. After we reopen and it is safe to host programs, we fully intend to repeat this program at the San Ysidro Library, giving the youth who attended previously priority. A new addition to this course this past year was the opportunity for parents to attend. While they were not official students, they could join their teen whenever possible to be able to gain knowledge of the programs and spend time with their teen in a positive environment. Aside from the courses being cut short mid-March, the programs were a great success. We had many repeat students but we also had many new ones. We saw some students move from the middle school STEAM courses to the High School ones, taking advantage of the Admit One SAT Test Preparation courses in anticipation of applying for colleges and universities. There was definitely a strengthened awareness of these invaluable opportunities to be taken advantage of at local libraries.</p>	



U.S. Department of Housing and Urban Development
 Office of Community Planning and Development
 Integrated Disbursement and Information System
 CDBG Activity Summary Report (GPR) for Program Year 2021
 SAN DIEGO

Date: 24-Sep-2022
 Time: 15:19
 Page: 88

Years	Accomplishment Narrative	# Benefitting
2020	For Fiscal Year 2021 year end report, a total of 206 clients were assisted. Project will not complete in fiscal year 2021 and will continue into the next year.	
2021	<p>For fiscal year 2022 closeout report, 206 clients have been assisted through the project. The Library NEXT STEAM Programs funded through CDBG served students in STEAM field subjects. The programs were well received and were hosted in 11 LMI San Diego communities. We has students from 3rd through 12th grade participate in a variety of subjects, such as Python Programming, The Intertidal Zone: Where Land Meets Sea, Quest for Space (students perform science experiments, send them to the Interntional Space Station and then receive their results), Virtual Exploration for a Sustianable World, Stephen Hawking: Dark Holes and the Science of Space and Time, among many others. There were 62 different subjects that the Youth Services Librarians could choose from after determining which courses their local community desired. This was determined by outreach in to the community, parent input, and student input in conjunction with statistical data from previous programs.
 Library NExT was also host to several six-session Admit One series throughout the 9 months that the Library was open. These SAT Test Prep courses were always full with an overflow of students on waiting lists. These students were accepted on first come first-served basis and with the ones who did not get in given top priority for the next series. The students took both pre-and post-tests to determine their their strengths and weaknesses to allow for studying in more concentratd areas. There were students in grades 9-12 who participated. Finally, Library NExT hosted three Progam Your Future series. These programs run for 9 months in a series of 3 sections focusing on coding and programming. Programs such as HTML5, Javascript, IOS and more were taught. This pram is for High School aged youth and offers them an opportunity to be taught relevent programming by industry experts, professional workforce training, Certification from UCSD Extension and 3 units of pre-college credit for completing all three sections.
</p> <p>The third series, hosted by the San Ysidro Branch Llbrary was unfortunately cut short due to COVID-19 and Library closures. After we reopen and it is safe to host programs, we fully intend to repeat this program at the San Ysidro Library, giving the youth who attended previously priority. A new addition to this course this past year was the opportunity for parents to attend. While they were not official students, they could join their teen whenever possible to be able to gain knowledge of the programs and spend time with their teen in a positive environment. Aside from the courses being cut short mid-March, the programs were a great success. We had many repeat students but we also had many new ones. We saw some students move from the middle school STEAM courses to the High School ones, taking advantage of the Admit One SAT Test Preparation courses in anticipation of applying for colleges and universities. There was definitely a strengthened awareness of these invaluable opportunities to be taken advantage of at one's local library!</p>	



U.S. Department of Housing and Urban Development
 Office of Community Planning and Development
 Integrated Disbursement and Information System
 CDBG Activity Summary Report (GPR) for Program Year 2021
 SAN DIEGO

Date: 24-Sep-2022
 Time: 15:19
 Page: 89

PGM Year: 2019
Project: 0003 - Community and Public Services
IDIS Activity: 7372 - SD PRO ART VOICES-YOUTH CHORAL-20

Status: Open
Location: PO Box 151136 San Diego, CA 92175-1136
Objective: Create suitable living environments
Outcome: Availability/accessibility
Matrix Code: Youth Services (05D) **National Objective:** LMC

Activity to prevent, prepare for, and respond to Coronavirus: No

Initial Funding Date: 12/11/2019

Description:
 Expands a year-long program for students to develop knowledge, proficiency, leadership, and entrepreneurship skills through choral music education and performance.

Financing

	Fund Type	Grant Year	Grant	Funded Amount	Drawn In Program Year	Drawn Thru Program Year
CDBG	EN	2019	B19MC060542	\$14,597.50	\$0.00	\$0.00
	PI			\$35,402.50	\$0.00	\$35,402.50
Total	Total			\$50,000.00	\$0.00	\$35,402.50

Proposed Accomplishments

People (General) : 80

Actual Accomplishments

Number assisted:

	Owner		Renter		Total		Person	
	Total	Hispanic	Total	Hispanic	Total	Hispanic	Total	Hispanic
White:	0	0	0	0	0	0	14	13
Black/African American:	0	0	0	0	0	0	2	0
Asian:	0	0	0	0	0	0	2	0
American Indian/Alaskan Native:	0	0	0	0	0	0	0	0
Native Hawaiian/Other Pacific Islander:	0	0	0	0	0	0	0	0
American Indian/Alaskan Native & White:	0	0	0	0	0	0	0	0
Asian White:	0	0	0	0	0	0	0	0
Black/African American & White:	0	0	0	0	0	0	0	0
American Indian/Alaskan Native & Black/African American:	0	0	0	0	0	0	0	0
Other multi-racial:	0	0	0	0	0	0	4	2
Asian/Pacific Islander:	0	0	0	0	0	0	0	0
Hispanic:	0	0	0	0	0	0	0	0



U.S. Department of Housing and Urban Development
 Office of Community Planning and Development
 Integrated Disbursement and Information System
 CDBG Activity Summary Report (GPR) for Program Year 2021
 SAN DIEGO

Date: 24-Sep-2022
 Time: 15:19
 Page: 90

Total:	0	0	0	0	0	0	22	15	
Female-headed Households:	0		0		0				
<i>Income Category:</i>									
	Owner	Renter	Total						Person
Extremely Low	0	0	0						10
Low Mod	0	0	0						10
Moderate	0	0	0						2
Non Low Moderate	0	0	0						0
Total	0	0	0						22
Percent Low/Mod									100.0%

Annual Accomplishments

Years	Accomplishment Narrative	# Benefiting
2019	For Fiscal Year 2020, project agreement was delayed and accomplishments will be reported in FY 2021.	
2020	For Fiscal Year 2021, 22 clients have been assisted. Project will not close in fy 2021 and will continue into next fiscal year.	



U.S. Department of Housing and Urban Development
 Office of Community Planning and Development
 Integrated Disbursement and Information System
 CDBG Activity Summary Report (GPR) for Program Year 2021
 SAN DIEGO

Date: 24-Sep-2022
 Time: 15:19
 Page: 91

PGM Year: 2019
Project: 0003 - Community and Public Services
IDIS Activity: 7375 - URBAN GROWTH CSA-20
Status: Completed 7/8/2021 12:00:00 AM
Location: 4425 50th St Unit 10 Unit 10 San Diego, CA 92115-8364
Objective: Create suitable living environments
Outcome: Availability/accessibility
Matrix Code: Other Public Services Not Listed in 05A-05Y, 03T (05Z) **National Objective:** LMC

Activity to prevent, prepare for, and respond to Coronavirus: No

Initial Funding Date: 12/11/2019

Description:

Funds the operation of a rooftop hydroponic MacroFarm at Alpha Square, while developing a CSA-like program component to directly provide participants with local, ultra-efficient, nutritionally-dense food grown directly on site.

Financing

	Fund Type	Grant Year	Grant	Funded Amount	Drawn In Program Year	Drawn Thru Program Year
CDBG	PI			\$36,174.56	\$0.00	\$36,174.56
Total	Total			\$36,174.56	\$0.00	\$36,174.56

Proposed Accomplishments

People (General) : 15

Actual Accomplishments

Number assisted:

	Owner		Renter		Total		Person	
	Total	Hispanic	Total	Hispanic	Total	Hispanic	Total	Hispanic
White:	0	0	0	0	0	0	9	1
Black/African American:	0	0	0	0	0	0	1	0
Asian:	0	0	0	0	0	0	0	0
American Indian/Alaskan Native:	0	0	0	0	0	0	1	0
Native Hawaiian/Other Pacific Islander:	0	0	0	0	0	0	0	0
American Indian/Alaskan Native & White:	0	0	0	0	0	0	1	0
Asian White:	0	0	0	0	0	0	0	0
Black/African American & White:	0	0	0	0	0	0	0	0
American Indian/Alaskan Native & Black/African American:	0	0	0	0	0	0	0	0
Other multi-racial:	0	0	0	0	0	0	3	2
Asian/Pacific Islander:	0	0	0	0	0	0	0	0
Hispanic:	0	0	0	0	0	0	0	0



U.S. Department of Housing and Urban Development
 Office of Community Planning and Development
 Integrated Disbursement and Information System
 CDBG Activity Summary Report (GPR) for Program Year 2021
 SAN DIEGO

Date: 24-Sep-2022
 Time: 15:19
 Page: 92

Total:	0	0	0	0	0	0	15	3	
Female-headed Households:	0		0		0				
<i>Income Category:</i>									
	Owner	Renter	Total						Person
Extremely Low	0	0	0						15
Low Mod	0	0	0						0
Moderate	0	0	0						0
Non Low Moderate	0	0	0						0
Total	0	0	0						15
Percent Low/Mod									100.0%

Annual Accomplishments

Years	Accomplishment Narrative	# Benefitting
2019	For the first 6 months of Fiscal Year 2020, 15 clients have been assisted. Organization did not submit closeout report in time, will report accomplishments in FY 21.	
2020	For fiscal year 2021 closeout report, 15 total clients were assisted through project. Urban Growth grew and distributed fresh produce to 15 residents throughout the CDBG contract term. The goal was to provide clients with healthy, fresh produce grown directly on site, as well as to engage them in opportunities to learn more about healthy eating. Urban Growth provided more than 48 servings of produce to residents over the course of the grant period as well as recipes on how to prepare different meals using the provided food.	



U.S. Department of Housing and Urban Development
 Office of Community Planning and Development
 Integrated Disbursement and Information System
 CDBG Activity Summary Report (GPR) for Program Year 2021
 SAN DIEGO

Date: 24-Sep-2022
 Time: 15:19
 Page: 93

PGM Year: 2019
Project: 0006 - Improvement of Nonprofit Facilities
IDIS Activity: 7377 - ACCESS YOUTH ACADEMY SE-20

Status: Open Objective: Create suitable living environments
 Location: 704 Euclid Ave San Diego, CA 92114-1014 Outcome: Availability/accessibility
 Matrix Code: Youth Centers (03D) National Objective: LMC

Activity to prevent, prepare for, and respond to Coronavirus: No

Initial Funding Date: 11/12/2020

Description:

Funds the construction of a facility that will include 8 squash courts, 4 classrooms, a technology center, study areas, and offices. Increased educational capabilities will provide an important educational resource for students and families to utilize after school hours, and will be a community hub for health and fitness.

Financing

	Fund Type	Grant Year	Grant	Funded Amount	Drawn In Program Year	Drawn Thru Program Year
CDBG	EN	2016	B16MC060542	\$9,695.00	\$0.00	\$9,695.00
	PI			\$5,490,305.00	\$0.00	\$5,490,305.00
Total	Total			\$5,500,000.00	\$0.00	\$5,500,000.00

Proposed Accomplishments

Public Facilities : 1

Actual Accomplishments

Number assisted:

	Owner		Renter		Total		Person	
	Total	Hispanic	Total	Hispanic	Total	Hispanic	Total	Hispanic
White:	0	0	0	0	0	0		0
Black/African American:	0	0	0	0	0	0	0	0
Asian:	0	0	0	0	0	0	0	0
American Indian/Alaskan Native:	0	0	0	0	0	0	0	0
Native Hawaiian/Other Pacific Islander:	0	0	0	0	0	0	0	0
American Indian/Alaskan Native & White:	0	0	0	0	0	0	0	0
Asian White:	0	0	0	0	0	0	0	0
Black/African American & White:	0	0	0	0	0	0	0	0
American Indian/Alaskan Native & Black/African American:	0	0	0	0	0	0	0	0
Other multi-racial:	0	0	0	0	0	0	0	0
Asian/Pacific Islander:	0	0	0	0	0	0	0	0



U.S. Department of Housing and Urban Development
 Office of Community Planning and Development
 Integrated Disbursement and Information System
 CDBG Activity Summary Report (GPR) for Program Year 2021
 SAN DIEGO

Date: 24-Sep-2022
 Time: 15:19
 Page: 94

Hispanic:	0	0	0	0	0	0	0	0
Total:	0	0	0	0	0	0	0	0

Female-headed Households: 0 0 0

Income Category:

	Owner	Renter	Total	Person
Extremely Low	0	0	0	0
Low Mod	0	0	0	0
Moderate	0	0	0	0
Non Low Moderate	0	0	0	0
Total	0	0	0	0

Percent Low/Mod

Annual Accomplishments

Years	Accomplishment Narrative	# Benefitting
2019	For fiscal year 2020 year end, construction is ongoing and will continue into fy 2021. Project is tentatively scheduled to open in calendar year 2021.	
2020	For fiscal year 2021 year end, project is nearly complete but will continue into fiscal year 2022.	



U.S. Department of Housing and Urban Development
 Office of Community Planning and Development
 Integrated Disbursement and Information System
 CDBG Activity Summary Report (GPR) for Program Year 2021
 SAN DIEGO

Date: 24-Sep-2022
 Time: 15:19
 Page: 95

PGM Year: 2019
Project: 0006 - Improvement of Nonprofit Facilities
IDIS Activity: 7378 - FAMILY HLTH CTR-LOGAN HEIGHTS-20

Status: Completed 4/21/2022 12:00:00 AM
Location: 1809 National Ave San Diego, CA 92113-2113

Objective: Create suitable living environments
Outcome: Availability/accessibility
Matrix Code: Health Facilities (03P)

National Objective: LMC

Activity to prevent, prepare for, and respond to Coronavirus: No

Initial Funding Date: 12/11/2019

Description:

Installs solar panels on the roof and parking lot of the largest clinic in the FHC system of care.

Financing

	Fund Type	Grant Year	Grant	Funded Amount	Drawn In Program Year	Drawn Thru Program Year
CDBG	EN	2019	B19MC060542	\$148,577.99	\$148,577.99	\$148,577.99
	PI			\$322,964.33	\$0.00	\$322,964.33
Total	Total			\$471,542.32	\$148,577.99	\$471,542.32

Proposed Accomplishments

Public Facilities : 1

Actual Accomplishments

Number assisted:

	Owner		Renter		Total		Person	
	Total	Hispanic	Total	Hispanic	Total	Hispanic	Total	Hispanic
White:	0	0	0	0	0	0	815	753
Black/African American:	0	0	0	0	0	0	25	2
Asian:	0	0	0	0	0	0	14	1
American Indian/Alaskan Native:	0	0	0	0	0	0	3	2
Native Hawaiian/Other Pacific Islander:	0	0	0	0	0	0	4	1
American Indian/Alaskan Native & White:	0	0	0	0	0	0	0	0
Asian White:	0	0	0	0	0	0	0	0
Black/African American & White:	0	0	0	0	0	0	0	0
American Indian/Alaskan Native & Black/African American:	0	0	0	0	0	0	0	0
Other multi-racial:	0	0	0	0	0	0	54	46
Asian/Pacific Islander:	0	0	0	0	0	0	0	0
Hispanic:	0	0	0	0	0	0	0	0



U.S. Department of Housing and Urban Development
 Office of Community Planning and Development
 Integrated Disbursement and Information System
 CDBG Activity Summary Report (GPR) for Program Year 2021
 SAN DIEGO

Date: 24-Sep-2022
 Time: 15:19
 Page: 96

Total:	0	0	0	0	0	0	915	805
Female-headed Households:	0		0		0			
<i>Income Category:</i>								
	Owner	Renter	Total	Person				
Extremely Low	0	0	0	817				
Low Mod	0	0	0	67				
Moderate	0	0	0	14				
Non Low Moderate	0	0	0	17				
Total	0	0	0	915				
Percent Low/Mod				98.1%				

Annual Accomplishments

Years	Accomplishment Narrative	# Benefitting
2019	For Fiscal Year 2020 year end, construction is pending and will continue into the following year. Between October 2019 and December 2019, FHCS D worked with City staff to finalize Invitation to Bid to send out to contractors who would then bid on the project. In January 2020, FHCS D advertised the bid to prospective general contractors and bids were sent out to those who responded with interest. Until the month of May 2020 FHCS D did our due diligence to get the minimum number of bids to ensure a competitive process. The bidding process was delayed due to the COVID-19 pandemic and state ordered social distancing mandates. To ensure safety, and follow state issued pandemic protocols, large groups of contractors were not able to tour the site, which impacted their ability to put together a bid. In June 2020, FHCS D resumed the bidding process and by July 2020 had received three viable bids. In August 2020, the contractor was selected, and the selected contractors contract was sent to the City for approval. Going into September 2020 (next steps) FHCS D expects to have the contract approved by the City and by our internal processes. Construction will begin three weeks after the contract is executed and expect to have a pre-construction kick-off meeting in late October 2020, after which construction will begin.	
2020	For fiscal year 2021 year end, construction has been delayed and extensions for the project have been granted. Project will continue into fiscal year 2022.	
2021	For Fiscal year 2022 closeout, construction is complete and 915 clients have improved access to facility. Family Health Centers of San Diego (FHCS D) Logan Heights Family Health Center (LHFHC) Clinic serves more than 43,000 patients through more than 127,000 encounters annually. 93% of LHFHC patients have incomes at or below 200% of the Federal Poverty Level (FPL). As the largest clinic in FHCS Ds system of care, LHFHC provides low-income San Diegans with access to a plethora of services including a primary care clinic, a dental clinic, a vision clinic, a womens clinic, a safety net pharmacy, as well as urgent care. During the implementation period, FHCS D successfully installed energy efficient solar panels at LHFHC. This included successfully completing the following activities: installation timeline, design plans, the bidding process, contracting with Cal Solar, securing mandatory permits, purchased the solar panels and other materials, installation of panels, final walkthrough with the CDBG Project Manager, facilitated a planned power outage with SDG&E to charge the electric panels, charging the solar panels, final SDG&E inspection, and payment of contractor and subcontractor. The contract was awarded in July 2019. Once awarded, FHCS D began uploading the required documentation. Once the documents were accepted by the City of San Diego, FHCS D moved forward with securing bids. In the beginning of 2020, the COVID-19 pandemic led to mandatory lockdowns, the closure, and delays, of many businesses and systems, impacting the FHCS D program timeline. The COVID-19 pandemic caused delays in permitting and receipt of supplies necessary to install the solar panels. As a result of COVID-19 caused delays, FHCS D requested, and was granted, an extension to complete the project. Once the solar panels were installed, FHCS D reported on patients seen for three months. FHCS D anticipated providing 154 unique patients with greater access to low-cost and/or free services and resources for the purpose of creating a suitable living environment upon completion of facility improvements. FHCS D surpassed the goal and provided 915 unduplicated patients access to low-cost and/or free services. Additionally, 96.6% of patients served were extremely low income and very low income.	



U.S. Department of Housing and Urban Development
 Office of Community Planning and Development
 Integrated Disbursement and Information System
 CDBG Activity Summary Report (GPR) for Program Year 2021
 SAN DIEGO

Date: 24-Sep-2022
 Time: 15:19
 Page: 97

PGM Year: 2019
Project: 0006 - Improvement of Nonprofit Facilities
IDIS Activity: 7379 - LA MAESTRA HEALTH CENTER-20
Status: Completed 12/14/2021 12:00:00 AM
Location: 4060 Fairmount Ave San Diego, CA 92105-1608
Objective: Create suitable living environments
Outcome: Availability/accessibility
Matrix Code: Health Facilities (03P) **National Objective:** LMC

Activity to prevent, prepare for, and respond to Coronavirus: No

Initial Funding Date: 12/11/2019

Description:
 Improves accessibility of low-cost comprehensive substance use disorder treatment, including medication-assisted treatment to vulnerable low-income residents.

Financing

	Fund Type	Grant Year	Grant	Funded Amount	Drawn In Program Year	Drawn Thru Program Year
CDBG	EN	2016	B16MC060542	\$208,901.18	\$0.00	\$208,901.18
	PI			\$157,123.82	\$0.00	\$157,123.82
Total	Total			\$366,025.00	\$0.00	\$366,025.00

Proposed Accomplishments

Public Facilities : 1

Actual Accomplishments

Number assisted:

	Owner		Renter		Total		Person	
	Total	Hispanic	Total	Hispanic	Total	Hispanic	Total	Hispanic
White:	0	0	0	0	0	0	319	180
Black/African American:	0	0	0	0	0	0	19	0
Asian:	0	0	0	0	0	0	14	0
American Indian/Alaskan Native:	0	0	0	0	0	0	1	0
Native Hawaiian/Other Pacific Islander:	0	0	0	0	0	0	0	0
American Indian/Alaskan Native & White:	0	0	0	0	0	0	0	0
Asian White:	0	0	0	0	0	0	0	0
Black/African American & White:	0	0	0	0	0	0	0	0
American Indian/Alaskan Native & Black/African American:	0	0	0	0	0	0	0	0
Other multi-racial:	0	0	0	0	0	0	4	0
Asian/Pacific Islander:	0	0	0	0	0	0	0	0
Hispanic:	0	0	0	0	0	0	0	0



U.S. Department of Housing and Urban Development
 Office of Community Planning and Development
 Integrated Disbursement and Information System
 CDBG Activity Summary Report (GPR) for Program Year 2021
 SAN DIEGO

Date: 24-Sep-2022
 Time: 15:19
 Page: 98

Total:	0	0	0	0	0	0	357	180	
Female-headed Households:	0		0		0				
<i>Income Category:</i>									
	Owner	Renter	Total						Person
Extremely Low	0	0	0						207
Low Mod	0	0	0						149
Moderate	0	0	0						1
Non Low Moderate	0	0	0						0
Total	0	0	0						357
Percent Low/Mod									100.0%

Annual Accomplishments

Years	Accomplishment Narrative	# Benefitting
2019	For fiscal year 2020 year end, project is currently in the BID process and construction has been delayed. Project will continue into fy 2021.	
2020	For fiscal year 2021 year end, construction is complete but reporting requirements are still outstanding. Project is tentatively scheduled to close and report outcomes in fiscal year 2022.	



U.S. Department of Housing and Urban Development
Office of Community Planning and Development
Integrated Disbursement and Information System
CDBG Activity Summary Report (GPR) for Program Year 2021
SAN DIEGO

Date: 24-Sep-2022
Time: 15:19
Page: 99

Years	Accomplishment Narrative	# Benefitting
2021	<p>For Fiscal year 2022 closeout report, 357 clients have improved access to the facility. During the grant period, La Maestra experienced several barriers that have resulted in a delayed timeline for the Wellness Supportive Services (WSS) site renovation project. During the first year, LMFCs original bid date was set to take place in March 2020, however, due to the COVID-19 pandemic; the organization was forced to postpone their bid opening. In order to comply with social distancing guidelines, the City of San Diego approved for all bids to be sent through email and opened via Zoom. LMFCs bid date was rescheduled to April 2020. However, only one contractor ended up bidding on the project at the time. CDBG regulations require all projects to receive a minimum of two bids to move forward; therefore, LMFC was required to re-bid the project once businesses began to reopen.</p> <p>LMFC held its second bid opening on July 2020 and received the minimum three bids to move forward. The project architect, Linas Naujokaitis quickly put together a bid comparison and shared an analysis of all projects with LMFC to determine which contractor would be the better fit. LMFC ultimately decided to go with C&S Construction Services as the general contractor. Once the City approved all necessary documentation, LMFCs WSS renovation project obtained the Notice to Proceed in October 2020. However, Demolition soon exposed several foundational issues that raised seismic and liability concerns and the project architect consulted with a structural engineer to ensure code compliance before moving forward.</p> <p>Once the revised foundation plans were approved in November 2020, the project team added interior and exterior footings, framing exterior shearwalls, and floor blocking to reinforce the structural integrity of the building. Unfortunately, the project continued to experience material and labor delays, but the team worked hard to find a solutions to keep the project on schedule. As construction continued, the roofing contractor raised concerns about the existing roof and recommended the organization replace it to avoid potential damage in the future. However, due to limited funding, LMFC decided to hold on repairs and will revisit roofing alterations within the following year. The final inspection with the City took place on May 18, 2021 and LMFC received the certification of substantial completion once all required inspections were completed.</p> <p>Despite subcontracting and construction renovation delays, LMFCs WSS department reopened on June 17th, and providers resumed providing services onsite through a combination of face-to-face and telehealth appointments. Since its reopening, La Maestra has served 357 patients at this site, which is 75% of its overall project goal of serving 475 uninsured and underinsured individuals. Staff will continue to make improvements to the programs outreach plan to increase access to comprehensive substance use disorder services among low-income communities.</p>	



U.S. Department of Housing and Urban Development
 Office of Community Planning and Development
 Integrated Disbursement and Information System
 CDBG Activity Summary Report (GPR) for Program Year 2021
 SAN DIEGO

Date: 24-Sep-2022
 Time: 15:19
 Page: 100

PGM Year: 2019
Project: 0006 - Improvement of Nonprofit Facilities
IDIS Activity: 7380 - NEIGHBORHOOD HOUSE-41ST ST-20
Status: Completed 8/12/2021 12:00:00 AM
Location: 841 S 41st St San Diego, CA 92113-1801
Objective: Create suitable living environments
Outcome: Availability/accessibility
Matrix Code: Youth Centers (03D) **National Objective:** LMC

Activity to prevent, prepare for, and respond to Coronavirus: No

Initial Funding Date: 12/11/2019

Description:
 Funds substantial improvement in building insulation through roof replacement, and enhances HVAC capability.

Financing

	Fund Type	Grant Year	Grant	Funded Amount	Drawn In Program Year	Drawn Thru Program Year
CDBG	EN	2019	B19MC060542	\$121,950.15	\$0.00	\$121,950.15
	PI			\$111,000.00	\$0.00	\$111,000.00
Total	Total			\$232,950.15	\$0.00	\$232,950.15

Proposed Accomplishments

Public Facilities : 1

Actual Accomplishments

Number assisted:

	Owner		Renter		Total		Person	
	Total	Hispanic	Total	Hispanic	Total	Hispanic	Total	Hispanic
White:	0	0	0	0	0	0	21	17
Black/African American:	0	0	0	0	0	0	1	0
Asian:	0	0	0	0	0	0	0	0
American Indian/Alaskan Native:	0	0	0	0	0	0	0	0
Native Hawaiian/Other Pacific Islander:	0	0	0	0	0	0	0	0
American Indian/Alaskan Native & White:	0	0	0	0	0	0	0	0
Asian White:	0	0	0	0	0	0	0	0
Black/African American & White:	0	0	0	0	0	0	0	0
American Indian/Alaskan Native & Black/African American:	0	0	0	0	0	0	0	0
Other multi-racial:	0	0	0	0	0	0	0	0
Asian/Pacific Islander:	0	0	0	0	0	0	0	0
Hispanic:	0	0	0	0	0	0	0	0



U.S. Department of Housing and Urban Development
 Office of Community Planning and Development
 Integrated Disbursement and Information System
 CDBG Activity Summary Report (GPR) for Program Year 2021
 SAN DIEGO

Date: 24-Sep-2022
 Time: 15:19
 Page: 101

Total:	0	0	0	0	0	0	22	17
Female-headed Households:	0		0		0			
<i>Income Category:</i>								
	Owner	Renter	Total	Person				
Extremely Low	0	0	0	8				
Low Mod	0	0	0	5				
Moderate	0	0	0	4				
Non Low Moderate	0	0	0	5				
Total	0	0	0	22				
Percent Low/Mod				77.3%				

Annual Accomplishments

Years	Accomplishment Narrative	# Benefitting
2019	For the first 6 months of Fiscal Year 2020, the project is still pending and awaiting to start construction. Agency scheduled date to open Bid Responses. A post-bid survey was sent to NHA's list of contractors to inquire. Received responses to the post-bid survey from a few contractors.	
2020	<p>For Fiscal Year 2021 closeout, project is completed and 22 clients have improved access to facility. The NHA 41st Street project will increase the energy efficiency of the facility. The roof and an HVAC unit were replaced. It is anticipated that this will result in a reduction in energy and operating costs that will help support the services and resources that benefit LMI children and youth receiving youth development and academic support services in the facility.</p> <p>Due to the rapid spread of COVID-19 when in close contact, we had to close the center until we were able to determine the best way to operate while restricting the spread. We had to look at the proximity of classrooms to restrooms, the operation of windows (if they could open for ventilation), and our HVAC system. We also had to research best practices for cleaning our classrooms. After taking into consideration information from local health officials, and upon guidance from our leadership, it was determined to open our center October 2020. Since our center is an infant/toddler center, we were able to keep our classroom size to 8 but limited our floater teachers to just one classroom and opened 3 of the 4 classrooms (one classroom was not near the restroom and would require children to cross through another classroom to get to it). We implemented safety precautions, such as temperature checks, COVID questionnaire, and biweekly COVID testing for enrolled children and staff, and closed one day a week for deep cleaning. The center remained opened for the remainder of the 2020-2021 school year and reopened for the 2021-2022 school year with the same safety precautions in place. As COVID rates improve in our area, the safety of opening the fourth classroom will be evaluated.</p>	



U.S. Department of Housing and Urban Development
 Office of Community Planning and Development
 Integrated Disbursement and Information System
 CDBG Activity Summary Report (GPR) for Program Year 2021
 SAN DIEGO

Date: 24-Sep-2022
 Time: 15:19
 Page: 102

PGM Year: 2019
Project: 0006 - Improvement of Nonprofit Facilities
IDIS Activity: 7381 - NEIGHBORHOOD HOUSE-NUT CTR-20
Status: Completed 2/8/2022 12:00:00 AM
Location: 5660 Copley Dr San Diego, CA 92111-7902
Objective: Create suitable living environments
Outcome: Availability/accessibility
Matrix Code: Senior Centers (03A) **National Objective:** LMC

Activity to prevent, prepare for, and respond to Coronavirus: No

Initial Funding Date: 12/11/2019

Description:

Funds improvements for roofing, ADA renovations, turf, and exterior painting.

Financing

	Fund Type	Grant Year	Grant	Funded Amount	Drawn In Program Year	Drawn Thru Program Year
CDBG	EN	2019	B19MC060542	\$61,113.00	\$0.00	\$61,113.00
	PI			\$84,436.00	\$0.00	\$84,436.00
Total	Total			\$145,549.00	\$0.00	\$145,549.00

Proposed Accomplishments

Public Facilities : 1

Actual Accomplishments

Number assisted:

	Owner		Renter		Total		Person	
	Total	Hispanic	Total	Hispanic	Total	Hispanic	Total	Hispanic
White:	0	0	0	0	0	0		0
Black/African American:	0	0	0	0	0	0	23	0
Asian:	0	0	0	0	0	0	1	0
American Indian/Alaskan Native:	0	0	0	0	0	0	0	0
Native Hawaiian/Other Pacific Islander:	0	0	0	0	0	0	0	0
American Indian/Alaskan Native & White:	0	0	0	0	0	0	0	0
Asian White:	0	0	0	0	0	0	0	0
Black/African American & White:	0	0	0	0	0	0	0	0
American Indian/Alaskan Native & Black/African American:	0	0	0	0	0	0	0	0
Other multi-racial:	0	0	0	0	0	0	1	0
Asian/Pacific Islander:	0	0	0	0	0	0	0	0
Hispanic:	0	0	0	0	0	0	0	0



U.S. Department of Housing and Urban Development
 Office of Community Planning and Development
 Integrated Disbursement and Information System
 CDBG Activity Summary Report (GPR) for Program Year 2021
 SAN DIEGO

Date: 24-Sep-2022
 Time: 15:19
 Page: 103

Total:	0	0	0	0	0	0	25	0
Female-headed Households:	0		0		0			
<i>Income Category:</i>								
	Owner	Renter	Total	Person				
Extremely Low	0	0	0	0				
Low Mod	0	0	0	0				
Moderate	0	0	0	25				
Non Low Moderate	0	0	0	0				
Total	0	0	0	25				
Percent Low/Mod				100.0%				

Annual Accomplishments

Years	Accomplishment Narrative	# Benefitting
2019	For the first 6 months of Fiscal Year 2020, project is still pending construction. Agency is scheduled date to open Bid Responses. A post-bid survey was sent to NHA's list of contractors to inquire, and received responses to the post-bid survey from a few contractors. Project will continue into fiscal year 2021.	
2020	For fiscal year 2021 year end, senior center has been closed because of COVID. Once regulations are alleviated, project will reopen to assist clients. Project will continue into fy 2022.	
2021	For fiscal year 2022 closeout report, 25 clients were assisted with the facility improvements. The CDBG project at the Senior Center comprised of a complete roof replacement, and improvements to the parking lot. The old roof was over 30 years old and during the rainy season it required an exorbitant amount of man hours and material to keep up with leaks throughout the facility. Needless to say, our clients were adversely impacted by measures such as rearrangement of furniture/rooms, closure of section of the building, and constant presence of maintenance personnel when addressing the leaks. The new roof will put an end to such disruptions for the foreseeable future and ensure greater enjoyment to our seniors as they focus on their daily activities at the center. The improvements to the parking lot addressed some ADA concerns; namely, it corrected the slope of the surface of the handicap parking spaces, and also it made much easier to users by relocating those parking spaces much closer to the main entrance.	
	The Senior Center was closed to our clients from March/April 2020 to November 2021. Due to the COVID19 pandemic and the high risk nature (seniors) of our clients, NHA followed county recommendations and halted all activities at the center. The implementation of the project occurred between December 2020 and February 2021. The center reopened on November 17, 2021 at limited capacity with a maximum daily participation of 15 senior instead of the typical 30-40. In addition, COVID19 related measure were put in place to ensure chances of contamination is minimized. Such measure include daily temperature checks, a weekly COVID19 questionnaire, social distancing, masks when not eating/drinking, and proof of vaccination.	



U.S. Department of Housing and Urban Development
 Office of Community Planning and Development
 Integrated Disbursement and Information System
 CDBG Activity Summary Report (GPR) for Program Year 2021
 SAN DIEGO

Date: 24-Sep-2022
 Time: 15:19
 Page: 104

PGM Year: 2019
Project: 0006 - Improvement of Nonprofit Facilities
IDIS Activity: 7382 - SD LGBT-SUNBURST YOUTH HOUSING-20

Status: Completed 2/23/2022 12:00:00 AM
 Location: 1640 Broadway San Diego, CA 92101-5724

Objective: Create suitable living environments
 Outcome: Availability/accessibility
 Matrix Code: Homeless Facilities (not operating costs) (03C) National Objective: LMC

Activity to prevent, prepare for, and respond to Coronavirus: No

Initial Funding Date: 12/11/2019

Description:
 Funds critical improvements to the Sunburst Youth Housing Program. Supports the Center's efforts to rescue street-homeless youth and connect them with the educational, vocational, behavioral health, and life-skills supports necessary to become fully participating members of adult society when they graduate from the program.

Financing

	Fund Type	Grant Year	Grant	Funded Amount	Drawn In Program Year	Drawn Thru Program Year
CDBG	PI			\$163,337.00	\$0.00	\$163,337.00
Total	Total			\$163,337.00	\$0.00	\$163,337.00

Proposed Accomplishments

Public Facilities : 1

Actual Accomplishments

Number assisted:

	Owner		Renter		Total		Person	
	Total	Hispanic	Total	Hispanic	Total	Hispanic	Total	Hispanic
White:	0	0	0	0	0	0	16	7
Black/African American:	0	0	0	0	0	0	9	1
Asian:	0	0	0	0	0	0	0	0
American Indian/Alaskan Native:	0	0	0	0	0	0	0	0
Native Hawaiian/Other Pacific Islander:	0	0	0	0	0	0	2	0
American Indian/Alaskan Native & White:	0	0	0	0	0	0	1	1
Asian White:	0	0	0	0	0	0	0	0
Black/African American & White:	0	0	0	0	0	0	0	0
American Indian/Alaskan Native & Black/African American:	0	0	0	0	0	0	1	0
Other multi-racial:	0	0	0	0	0	0	0	0
Asian/Pacific Islander:	0	0	0	0	0	0	0	0
Hispanic:	0	0	0	0	0	0	0	0



U.S. Department of Housing and Urban Development
 Office of Community Planning and Development
 Integrated Disbursement and Information System
 CDBG Activity Summary Report (GPR) for Program Year 2021
 SAN DIEGO

Date: 24-Sep-2022
 Time: 15:19
 Page: 105

Total:	0	0	0	0	0	0	29	9
Female-headed Households:	0		0		0			
<i>Income Category:</i>								
	Owner	Renter	Total	Person				
Extremely Low	0	0	0	27				
Low Mod	0	0	0	2				
Moderate	0	0	0	0				
Non Low Moderate	0	0	0	0				
Total	0	0	0	29				
Percent Low/Mod				100.0%				

Annual Accomplishments

Years	Accomplishment Narrative	# Benefitting
2019	For the first 6 months of Fiscal Year 2020, the project is still pending construction. In December, agency continued to work on Request for Proposal (RFP) and understood proper wage determinations needed for potential contractors and laborers.	
2020	For fiscal year 2021 year end, project is ongoing and construction is underway. Project will continue into fy 2022.	
2021	For fiscal year 2022 closeout report, the facility improvement resulted in 29 clients receiving improved access to facility. The project for Sunburst Youth Housing was successful in our mission for providing our 23 unit facility the much needed upgrades including: replacement of new vinyl windows which will increase energy efficiency and reduce ingress of environmental pollution and noise; we were able to repair the external shell of the YHP facility with painting, re-stuccoing and also were able to enhance the security and safety at the facility via the installation of modern, airtight fire escape doors that will reduce unauthorized entry into the facility. The project was delayed significantly due to the COVID-19 pandemic. In April of 2020, a request for delay was submitted and approved due to the pandemic. We resumed working on the project in Dec 2020 with a Bid Advertisement submission and began to publish in Jan 2021. Bids were accepted and SD Remodeling was chosen via closed competitive bid process in Feb 2021. Pre-Construction meeting was completed in May 2021 and materials were ordered for construction to begin in summer of 2021. New timeline as submitted by contractor to be completed by end of August 2021. We faced significant delays with windows and construction materials due to the depleted supply chain and shipping was significantly delayed because of the ongoing pandemic. During construction delays, communication with our project manager was helpful to make sure the timelines set in place were met. Construction was completed in August of 2021. Weekly payrolls were reviewed throughout the project and full payment was sent to contractor the following month after completion of project. During the month of September 2021, client demographics were taken from tenants in Sunburst Youth Housing as well as those who were accessing services from the building. A total of 29 unduplicated clients were assisted with services at Sunburst. The upgrades that were made for the building for safety and security including new windows for tenants for a warmer place to sleep, a new roof to enhance building safety and a water barrier during winter storms have already had a big impact on the clients at Sunburst. The safety of the new side emergency exit doors have helped us maintain a clean record of fire safety inspections with the Fire Marshall and the paint and stucco will keep the Sunburst facility clean and updated so we can continue to serve clients and tenants in the community.	



U.S. Department of Housing and Urban Development
 Office of Community Planning and Development
 Integrated Disbursement and Information System
 CDBG Activity Summary Report (GPR) for Program Year 2021
 SAN DIEGO

Date: 24-Sep-2022
 Time: 15:19
 Page: 106

PGM Year: 2019
Project: 0005 - Economic Development
IDIS Activity: 7385 - LOGAN HTS CDC-NEW ENTREPRENEUR-20
Status: Completed 12/16/2021 12:00:00 AM
Location: 3040 Imperial Ave San Diego, CA 92102-4128
Objective: Create economic opportunities
Outcome: Availability/accessibility
Matrix Code: Micro-Enterprise Assistance (18C) **National Objective:** LMCMC

Activity to prevent, prepare for, and respond to Coronavirus: No

Initial Funding Date: 12/11/2019

Description:

The Creating and Sustaining New Entrepreneurs program will provide training, technical assistance, and market opportunities to LMI residents of Logan Heights, who are interested in starting their own business.

Financing

	Fund Type	Grant Year	Grant	Funded Amount	Drawn In Program Year	Drawn Thru Program Year
CDBG	PI			\$45,967.08	\$0.00	\$45,967.08
Total	Total			\$45,967.08	\$0.00	\$45,967.08

Proposed Accomplishments

Businesses : 25

Actual Accomplishments

Number assisted:

	Owner		Renter		Total		Person	
	Total	Hispanic	Total	Hispanic	Total	Hispanic	Total	Hispanic
White:	0	0	0	0	0	0	22	10
Black/African American:	0	0	0	0	0	0	17	0
Asian:	0	0	0	0	0	0	0	0
American Indian/Alaskan Native:	0	0	0	0	0	0	2	0
Native Hawaiian/Other Pacific Islander:	0	0	0	0	0	0	0	0
American Indian/Alaskan Native & White:	0	0	0	0	0	0	0	0
Asian White:	0	0	0	0	0	0	1	0
Black/African American & White:	0	0	0	0	0	0	1	0
American Indian/Alaskan Native & Black/African American:	0	0	0	0	0	0	0	0
Other multi-racial:	0	0	0	0	0	0	4	0
Asian/Pacific Islander:	0	0	0	0	0	0	0	0
Hispanic:	0	0	0	0	0	0	0	0



U.S. Department of Housing and Urban Development
 Office of Community Planning and Development
 Integrated Disbursement and Information System
 CDBG Activity Summary Report (GPR) for Program Year 2021
 SAN DIEGO

Date: 24-Sep-2022
 Time: 15:19
 Page: 107

Total:	0	0	0	0	0	0	47	10
Female-headed Households:	0		0		0			
<i>Income Category:</i>								
	Owner	Renter	Total	Person				
Extremely Low	0	0	0	2				
Low Mod	0	0	0	21				
Moderate	0	0	0	22				
Non Low Moderate	0	0	0	4				
Total	0	0	0	49				
Percent Low/Mod				91.8%				

Annual Accomplishments

Years	Accomplishment Narrative	# Benefitting
2019	For the first 6 months of Fiscal Year 2020, 21 clients have been assisted. Project will continue in FY 2021.	
2020	For Fiscal Year 2021 closeout, 45 clients were assisted and a total of 66 were assisted in the project. Logan Heights CDC conducted 11 virtual workshops that included topics such as intellectual property, setting financial goals, product services and market research. We were able to utilize the expertise of community partners such as SBDC, Accion, CDC Small Business and Others to provide vital information and resources to our participants of cohort 1 and cohort 2. Logan Heights CDC received PPP fund, no commingling of PPP and CDBG funds occurred for expenses that were claimed for CDBG reimbursement.	



U.S. Department of Housing and Urban Development
 Office of Community Planning and Development
 Integrated Disbursement and Information System
 CDBG Activity Summary Report (GPR) for Program Year 2021
 SAN DIEGO

Date: 24-Sep-2022
 Time: 15:19
 Page: 108

PGM Year: 2019
Project: 0005 - Economic Development
IDIS Activity: 7386 - SOMALI BANTU-WE DREAM-20
Status: Open
Location: 4265 Fairmount Ave Ste 210 210 San Diego, CA 92105-1266
Objective: Create economic opportunities
Outcome: Availability/accessibility
Matrix Code: Micro-Enterprise Assistance (18C) **National Objective:** LMCMC

Activity to prevent, prepare for, and respond to Coronavirus: No

Initial Funding Date: 12/11/2019

Description:

The Women Entrepreneurs: Developing Refugee Economic Advancement through Microenterprise (WE DREAM) Program will assist refugees, with a focus on women, in becoming financially independent by helping them start their own child care microenterprise. The program will provide women with the instruction, training, and supportive services needed to pass state requirements for a license, enabling them to offer in-home daycare.

Financing

	Fund Type	Grant Year	Grant	Funded Amount	Drawn In Program Year	Drawn Thru Program Year
CDBG	EN	2019	B19MC060542	\$25,602.02	\$7,691.06	\$7,691.06
	PI			\$24,397.98	\$0.00	\$24,397.98
Total	Total			\$50,000.00	\$7,691.06	\$32,089.04

Proposed Accomplishments

Businesses : 20

Actual Accomplishments

Number assisted:

	Owner		Renter		Total		Person	
	Total	Hispanic	Total	Hispanic	Total	Hispanic	Total	Hispanic
White:	0	0	0	0	0	0		0
Black/African American:	0	0	0	0	0	0	26	0
Asian:	0	0	0	0	0	0	0	0
American Indian/Alaskan Native:	0	0	0	0	0	0	0	0
Native Hawaiian/Other Pacific Islander:	0	0	0	0	0	0	0	0
American Indian/Alaskan Native & White:	0	0	0	0	0	0	0	0
Asian White:	0	0	0	0	0	0	0	0
Black/African American & White:	0	0	0	0	0	0	0	0
American Indian/Alaskan Native & Black/African American:	0	0	0	0	0	0	0	0
Other multi-racial:	0	0	0	0	0	0	0	0
Asian/Pacific Islander:	0	0	0	0	0	0	0	0



U.S. Department of Housing and Urban Development
 Office of Community Planning and Development
 Integrated Disbursement and Information System
 CDBG Activity Summary Report (GPR) for Program Year 2021
 SAN DIEGO

Date: 24-Sep-2022
 Time: 15:19
 Page: 109

Hispanic:	0	0	0	0	0	0	0	0
Total:	0	0	0	0	0	0	26	0

Female-headed Households: 0 0 0 0

Income Category:

	Owner	Renter	Total	Person
Extremely Low	0	0	0	0
Low Mod	0	0	0	23
Moderate	0	0	0	3
Non Low Moderate	0	0	0	0
Total	0	0	0	26
Percent Low/Mod	100.0%			

Annual Accomplishments

Years	Accomplishment Narrative	# Benefitting
2019	For the first 6 months of Fiscal Year 2020, 26 clients have been assisted. Project will complete in fiscal year 2021 and will be ongoing.	



U.S. Department of Housing and Urban Development
 Office of Community Planning and Development
 Integrated Disbursement and Information System
 CDBG Activity Summary Report (GPR) for Program Year 2021
 SAN DIEGO

Date: 24-Sep-2022
 Time: 15:19
 Page: 110

PGM Year: 2019
Project: 0007 - Homelessness - CDBG
IDIS Activity: 7391 - CITY SD-ED-HOMELESS FAC REHAB-20

Status: Canceled 1/13/2022 6:07:33 PM
Location: 1200 3rd Ave San Diego, CA 92101-4110

Objective: Create suitable living environments
Outcome: Availability/accessibility
Matrix Code: Homeless Facilities (not operating costs) (03C) **National Objective:** LMC

Activity to prevent, prepare for, and respond to Coronavirus: No

Initial Funding Date: 11/17/2020

Description:
 Funding for TBD homeless facility rehab project.

Financing
 No data returned for this view. This might be because the applied filter excludes all data.

Proposed Accomplishments

Public Facilities : 1

Actual Accomplishments

Number assisted:

	Owner		Renter		Total		Person	
	Total	Hispanic	Total	Hispanic	Total	Hispanic	Total	Hispanic
White:	0	0	0	0	0	0		0
Black/African American:	0	0	0	0	0	0	0	0
Asian:	0	0	0	0	0	0	0	0
American Indian/Alaskan Native:	0	0	0	0	0	0	0	0
Native Hawaiian/Other Pacific Islander:	0	0	0	0	0	0	0	0
American Indian/Alaskan Native & White:	0	0	0	0	0	0	0	0
Asian White:	0	0	0	0	0	0	0	0
Black/African American & White:	0	0	0	0	0	0	0	0
American Indian/Alaskan Native & Black/African American:	0	0	0	0	0	0	0	0
Other multi-racial:	0	0	0	0	0	0	0	0



U.S. Department of Housing and Urban Development
 Office of Community Planning and Development
 Integrated Disbursement and Information System
 CDBG Activity Summary Report (GPR) for Program Year 2021
 SAN DIEGO

Date: 24-Sep-2022
 Time: 15:19
 Page: 111

Asian/Pacific Islander:	0	0	0	0	0	0	0	0
Hispanic:	0	0	0	0	0	0	0	0
Total:	0	0	0	0	0	0	0	0

Female-headed Households: 0 0 0 0

Income Category:

	Owner	Renter	Total	Person
Extremely Low	0	0	0	0
Low Mod	0	0	0	0
Moderate	0	0	0	0
Non Low Moderate	0	0	0	0
Total	0	0	0	0

Percent Low/Mod

Annual Accomplishments

No data returned for this view. This might be because the applied filter excludes all data.



U.S. Department of Housing and Urban Development
 Office of Community Planning and Development
 Integrated Disbursement and Information System
 CDBG Activity Summary Report (GPR) for Program Year 2021
 SAN DIEGO

Date: 24-Sep-2022
 Time: 15:19
 Page: 112

PGM Year: 2019
Project: 0007 - Homelessness - CDBG
IDIS Activity: 7392 - CITY SD-ED-HOMELESS FAC SVC-20
Status: Open
Location: 1200 3rd Ave San Diego, CA 92101-4110
Objective: Create suitable living environments
Outcome: Availability/accessibility
Matrix Code: Operating Costs of Homeless/AIDS Patients Programs (03T)
National Objective: LMC

Activity to prevent, prepare for, and respond to Coronavirus: No

Initial Funding Date: 11/17/2020

Description:

Funding for TBD homeless facility service.
 Nav Center

Financing

	Fund Type	Grant Year	Grant	Funded Amount	Drawn In Program Year	Drawn Thru Program Year
CDBG	EN	2018	B18MC060542	\$350,801.53	\$0.00	\$0.00
	PI			\$49,198.47	\$49,198.47	\$49,198.47
Total	Total			\$400,000.00	\$49,198.47	\$49,198.47

Proposed Accomplishments

People (General) : 600

Actual Accomplishments

Number assisted:

	Owner		Renter		Total		Person	
	Total	Hispanic	Total	Hispanic	Total	Hispanic	Total	Hispanic
White:	0	0	0	0	0	0	60	25
Black/African American:	0	0	0	0	0	0	46	3
Asian:	0	0	0	0	0	0	1	0
American Indian/Alaskan Native:	0	0	0	0	0	0	2	2
Native Hawaiian/Other Pacific Islander:	0	0	0	0	0	0	1	0
American Indian/Alaskan Native & White:	0	0	0	0	0	0	0	0
Asian White:	0	0	0	0	0	0	1	0
Black/African American & White:	0	0	0	0	0	0	1	0
American Indian/Alaskan Native & Black/African American:	0	0	0	0	0	0	0	0
Other multi-racial:	0	0	0	0	0	0	4	3
Asian/Pacific Islander:	0	0	0	0	0	0	0	0



U.S. Department of Housing and Urban Development
 Office of Community Planning and Development
 Integrated Disbursement and Information System
 CDBG Activity Summary Report (GPR) for Program Year 2021
 SAN DIEGO

Date: 24-Sep-2022
 Time: 15:19
 Page: 113

Hispanic:	0	0	0	0	0	0	0	0	0
Total:	0	0	0	0	0	0	0	116	33
Female-headed Households:	0		0		0				

Income Category:

	Owner	Renter	Total	Person
Extremely Low	0	0	0	116
Low Mod	0	0	0	0
Moderate	0	0	0	0
Non Low Moderate	0	0	0	0
Total	0	0	0	116
Percent Low/Mod				100.0%

Annual Accomplishments

Years	Accomplishment Narrative	# Benefitting
2019	For the first six months of Fiscal year 2020, 116 clients have been assisted.	



U.S. Department of Housing and Urban Development
 Office of Community Planning and Development
 Integrated Disbursement and Information System
 CDBG Activity Summary Report (GPR) for Program Year 2021
 SAN DIEGO

Date: 24-Sep-2022
 Time: 15:19
 Page: 114

PGM Year: 2019
Project: 0007 - Homelessness - CDBG
IDIS Activity: 7422 - NTC HOMELESSNESS-CATHOLIC CHARITIES-20

Status: Open
Location: 759 8th Ave San Diego, CA 92101-6407
Objective: Create suitable living environments
Outcome: Availability/accessibility
Matrix Code: Homeless Facilities (not operating costs) (03C)
National Objective: LMC

Activity to prevent, prepare for, and respond to Coronavirus: No

Initial Funding Date: 11/17/2020

Description:
 NTC Agreement for Catholic Charities.

Financing

	Fund Type	Grant Year	Grant	Funded Amount	Drawn In Program Year	Drawn Thru Program Year
CDBG	EN	2018	B18MC060542	\$287,500.00	\$0.00	\$0.00
Total	Total			\$287,500.00	\$0.00	\$0.00

Proposed Accomplishments

Public Facilities : 1

Actual Accomplishments

Number assisted:

	Owner		Renter		Total		Person	
	Total	Hispanic	Total	Hispanic	Total	Hispanic	Total	Hispanic
White:	0	0	0	0	0	0		0
Black/African American:	0	0	0	0	0	0	0	0
Asian:	0	0	0	0	0	0	0	0
American Indian/Alaskan Native:	0	0	0	0	0	0	0	0
Native Hawaiian/Other Pacific Islander:	0	0	0	0	0	0	0	0
American Indian/Alaskan Native & White:	0	0	0	0	0	0	0	0
Asian White:	0	0	0	0	0	0	0	0
Black/African American & White:	0	0	0	0	0	0	0	0
American Indian/Alaskan Native & Black/African American:	0	0	0	0	0	0	0	0
Other multi-racial:	0	0	0	0	0	0	0	0
Asian/Pacific Islander:	0	0	0	0	0	0	0	0
Hispanic:	0	0	0	0	0	0	0	0
Total:	0	0	0	0	0	0	0	0



U.S. Department of Housing and Urban Development
Office of Community Planning and Development
Integrated Disbursement and Information System
CDBG Activity Summary Report (GPR) for Program Year 2021
SAN DIEGO

Date: 24-Sep-2022

Time: 15:19

Page: 115

Female-headed Households:

0 0 0

Income Category:

	Owner	Renter	Total	Person
Extremely Low	0	0	0	0
Low Mod	0	0	0	0
Moderate	0	0	0	0
Non Low Moderate	0	0	0	0
Total	0	0	0	0

Percent Low/Mod

Annual Accomplishments

No data returned for this view. This might be because the applied filter excludes all data.



U.S. Department of Housing and Urban Development
 Office of Community Planning and Development
 Integrated Disbursement and Information System
 CDBG Activity Summary Report (GPR) for Program Year 2021
 SAN DIEGO

Date: 24-Sep-2022
 Time: 15:19
 Page: 116

PGM Year: 2019
Project: 0007 - Homelessness - CDBG
IDIS Activity: 7423 - NTC HOMELESSNESS-SVDP-20
Status: Open
Location: 1501 Imperial Ave San Diego, CA 92101-7638
Objective: Create suitable living environments
Outcome: Availability/accessibility
Matrix Code: Homeless Facilities (not operating costs) (03C) **National Objective:** LMC

Activity to prevent, prepare for, and respond to Coronavirus: No

Initial Funding Date: 11/17/2020

Description:
 NTC Agreement for St. Vincent de Paul

Financing

	Fund Type	Grant Year	Grant	Funded Amount	Drawn In Program Year	Drawn Thru Program Year
CDBG	EN	2018	B18MC060542	\$67,379.00	\$5,015.00	\$5,015.00
	PI			\$220,121.00	\$220,121.00	\$220,121.00
Total	Total			\$287,500.00	\$225,136.00	\$225,136.00

Proposed Accomplishments

Public Facilities : 1

Actual Accomplishments

Number assisted:

	Owner		Renter		Total		Person	
	Total	Hispanic	Total	Hispanic	Total	Hispanic	Total	Hispanic
White:	0	0	0	0	0	0		0
Black/African American:	0	0	0	0	0	0	0	0
Asian:	0	0	0	0	0	0	0	0
American Indian/Alaskan Native:	0	0	0	0	0	0	0	0
Native Hawaiian/Other Pacific Islander:	0	0	0	0	0	0	0	0
American Indian/Alaskan Native & White:	0	0	0	0	0	0	0	0
Asian White:	0	0	0	0	0	0	0	0
Black/African American & White:	0	0	0	0	0	0	0	0
American Indian/Alaskan Native & Black/African American:	0	0	0	0	0	0	0	0
Other multi-racial:	0	0	0	0	0	0	0	0
Asian/Pacific Islander:	0	0	0	0	0	0	0	0



U.S. Department of Housing and Urban Development
 Office of Community Planning and Development
 Integrated Disbursement and Information System
 CDBG Activity Summary Report (GPR) for Program Year 2021
 SAN DIEGO

Date: 24-Sep-2022
 Time: 15:19
 Page: 117

Hispanic:	0	0	0	0	0	0	0	0
Total:	0	0	0	0	0	0	0	0

Female-headed Households: 0 0 0

Income Category:

	Owner	Renter	Total	Person
Extremely Low	0	0	0	0
Low Mod	0	0	0	0
Moderate	0	0	0	0
Non Low Moderate	0	0	0	0
Total	0	0	0	0

Percent Low/Mod

Annual Accomplishments

No data returned for this view. This might be because the applied filter excludes all data.



U.S. Department of Housing and Urban Development
 Office of Community Planning and Development
 Integrated Disbursement and Information System
 CDBG Activity Summary Report (GPR) for Program Year 2021
 SAN DIEGO

Date: 24-Sep-2022
 Time: 15:19
 Page: 118

PGM Year: 2019
Project: 0008 - Public Infrastructure Improvements
IDIS Activity: 7425 - CITY SD-CITY HEIGHTS POOL CIP-20
Status: Completed 8/4/2022 12:00:00 AM
Location: 4380 Landis St San Diego, CA 92105-2621
Objective: Create suitable living environments
Outcome: Availability/accessibility
Matrix Code: Parks, Recreational Facilities (03F) **National Objective:** LMA

Activity to prevent, prepare for, and respond to Coronavirus: No

Initial Funding Date: 11/17/2020

Description:
 City Heights Pool improvements

Financing

	Fund Type	Grant Year	Grant	Funded Amount	Drawn In Program Year	Drawn Thru Program Year
CDBG	EN	2019	B19MC060542	\$637,508.46	\$15,587.79	\$637,508.46
	PI			\$1,323,351.85	\$0.00	\$1,323,351.85
Total	Total			\$1,960,860.31	\$15,587.79	\$1,960,860.31

Proposed Accomplishments

Public Facilities : 1
 Total Population in Service Area: 2,190
 Census Tract Percent Low / Mod: 91.55

Annual Accomplishments

Years	Accomplishment Narrative	# Benefitting
2021	The City Heights Pool Reconstruction Project included: the demolition of existing fences; reconstruction of pool, pool slide and children's play structure; over excavation and grading; swimming pool rough plumbing, electrical, forming and shotcrete pool shell; slide and play structure deposit and shop drawings; mobilization, bonding, permits, and submittals. The total amount of CDBG funds expended totals \$1,960,860.31.	



U.S. Department of Housing and Urban Development
 Office of Community Planning and Development
 Integrated Disbursement and Information System
 CDBG Activity Summary Report (GPR) for Program Year 2021
 SAN DIEGO

Date: 24-Sep-2022
 Time: 15:19
 Page: 119

PGM Year: 2021
Project: 0006 - Affordable Housing and Residential Rehabilitation
IDIS Activity: 7456 - Affordable Housing NOFA
Status: Open
Location: ,
Objective:
Outcome:
Matrix Code: Rehab; Multi-Unit Residential (14B) **National Objective:**

Activity to prevent, prepare for, and respond to Coronavirus: No

Initial Funding Date: 06/23/2021

Description:
 To be used for FY22 Affordable Housing NOFAIDIS IO SPONSOR PROGRAM AMOUNT 7036 AA1000003-18 HUD ADMINISTRATION 17.05 7193 FR1000003-19 NEW AMERICANS MUSEUM 18,629.35 7194 FS1000003-19 ARC OF SD-NORTH SHORES 74,936.00 7206 GC1000003-19 SDWFP-TECHHIRE 24,119.73 7207 GD1000003-19 SDWFP-MENTORSHIP 16,111.04 7324 AE1000003-20 FAIR HOUSING 1.76 7331 EC1000003-20 ALLIANCE FOR AFRICAN ASSISTANCE 127.06 7360 CB1000003-20 BAYSIDE COMMUNITY CENTER 2,203.11 7340 EN1000003-20 SOUTHWEST COMMUNITY COLLEGE 3,625.15 7368 CJ1000003-20 ORGANIZATIONS IN TRAINING 4,727.80 7354 GL1000003-20 WESLEY HOUSE 214.00 7364 CF1000003-20 LAUNCHING LEGACIES 24,100.35 7371 CM1000003-20 SD LGBT BEHAVIORAL HEALTH CTR 34,180.38 UC1000003-21 UNOBLIGATED CDBG 7,416.487226 DB1000003-19 CHICANO FEDERATION-WINDOW 8,215.47 7323 AA1000003-20 HUD ADMINISTRATION 124,887.84 7329 EA1000003-20 ACCESS-MICROENTERPRISE 42.00 7336 EH1000003-20 IRC-MICROENTERPRISE 758.34 7338 EO1000003-20 SMALL BUSINESS RELIEF FUND 97,285.36 7339 EM1000003-20 SOMALI FAMILY SERVICES 16,906.65 7341 BA1000003-20 CASA FAMILIAR 2,213.07 7343 BD1000003-20 GRID-INSTALLER 8,705.01 7359 CA1000003-20 ALMA COMMUNITY 217.10 7375 CP1000003-20 URBAN GROWTH 13,825.44 7380 FD1000003-20 NEIGH HOUSE-41ST ST 383.85 7391 GA1000003-20 CITY SD-ED-HOMELESS FAC REHAB 25,000.00 7485 EI1000003-21 MISSION EDGE 500.00 7489 DB1000003-21 LA MAESTRA FAMILY CLINIC-HOPE 499,619.00 7497 GC1000003-21 SDHC-FAMILY SHELTER 89,393.00 7499 GB1000003-21 SDHC-DAY CENTER 14,764.43 7506 AA1000003-21 HUD ADMINISTRATION 4,413,088.14 7512 EM1000003-21 CITY STOREFRONT IMPROVEMENT 200,000.00 7581 CM1000003-21 OPERATION SHELTER TO HOME 262,703.00 7585 FA1000003-22 WESLEY HOUSE 163,938.70 UC1000003-18 UNOBLIGATED CDBG 25,729.867221 AB1000003-19 HUD ADMINISTRATION 7,000.00 7180 FE1000003-19 CENTRO SAN YSIDRO-HEALTH 88,879.00 7385 EJ1000003-20 LOGAN HTS CDC-NEW ENTREPRENEUR 4,032.92 7490 DC1000003-21 SDHC AFFORDABLE HOUSING 4,000,000.00 7507 AE1000003-21 FAIR HOUSING 1,174.267211 GI1000003-19 ST PAUL MCCOLL HEALTH CTR 394.20 7229 DE1000003-19 SD HABITAT FOR HUMANITY 1,406.40 7352 GC1000003-20 FATHER JOE'S VILLAGE-HOPE 14,230.73 7381 FE1000003-20 NEIGH HOUSE-NUT CTR 2,265.40 7470 BB1000003-21 IRC-MAKES 2,389.60 7513 CF1000003-21 NONPROFIT FINANCIAL ASSISTANCE-COVID 58,602.00 7623 HB1000003-22 HOMELESS RESPONSE CENTER 721,430.09 \$4,265,734 was reprogrammed to 7706 Serenade on 43rd project

Financing

	Fund Type	Grant Year	Grant	Funded Amount	Drawn In Program Year	Drawn Thru Program Year
CDBG	EN	2016	B16MC060542	\$49,195.31	\$0.00	\$0.00
		2017	B17MC060542	\$4,189.03	\$0.00	\$0.00
		2018	B18MC060542	\$845,699.95	\$0.00	\$0.00
		2019	B19MC060542	\$1,537,533.23	\$0.00	\$0.00
		2020	B20MC060542	\$5,674,348.72	\$0.00	\$0.00
		2021	B21MC060542	\$7,407,379.59	\$0.00	\$0.00
Total	Total			\$15,518,345.83	\$0.00	\$0.00

Proposed Accomplishments



U.S. Department of Housing and Urban Development
 Office of Community Planning and Development
 Integrated Disbursement and Information System
 CDBG Activity Summary Report (GPR) for Program Year 2021
 SAN DIEGO

Date: 24-Sep-2022
 Time: 15:19
 Page: 120

Actual Accomplishments

Number assisted:

	Owner		Renter		Total		Person	
	Total	Hispanic	Total	Hispanic	Total	Hispanic	Total	Hispanic
White:					0	0		
Black/African American:					0	0		
Asian:					0	0		
American Indian/Alaskan Native:					0	0		
Native Hawaiian/Other Pacific Islander:					0	0		
American Indian/Alaskan Native & White:					0	0		
Asian White:					0	0		
Black/African American & White:					0	0		
American Indian/Alaskan Native & Black/African American:					0	0		
Other multi-racial:					0	0		
Asian/Pacific Islander:					0	0		
Hispanic:					0	0		
Total:	0	0	0	0	0	0	0	0
Female-headed Households:					0			

Income Category:

	Owner	Renter	Total	Person
Extremely Low			0	
Low Mod			0	
Moderate			0	
Non Low Moderate			0	
Total	0	0	0	0
Percent Low/Mod				

Annual Accomplishments

No data returned for this view. This might be because the applied filter excludes all data.



U.S. Department of Housing and Urban Development
 Office of Community Planning and Development
 Integrated Disbursement and Information System
 CDBG Activity Summary Report (GPR) for Program Year 2021
 SAN DIEGO

Date: 24-Sep-2022
 Time: 15:19
 Page: 121

PGM Year: 2020
Project: 0005 - PUBLIC INFRASTRUCTURE IMPROVEMENTS
IDIS Activity: 7465 - CITY CIP-MLK REC CTR MIP-21

Status: Open
Location: 6401 Skyline Dr San Diego, CA 92114-5632
Objective: Create suitable living environments
Outcome: Availability/accessibility
Matrix Code: Parks, Recreational Facilities (03F) **National Objective:** LMA

Activity to prevent, prepare for, and respond to Coronavirus: No

Initial Funding Date: 08/18/2021

Description:
 MLK Recreation Center Moisture Intrusion project (MIP)

Financing

	Fund Type	Grant Year	Grant	Funded Amount	Drawn In Program Year	Drawn Thru Program Year
CDBG	EN	2020	B20MC060542	\$1,800,000.00	\$0.00	\$0.00
Total	Total			\$1,800,000.00	\$0.00	\$0.00

Proposed Accomplishments
 Public Facilities : 1
 Total Population in Service Area: 5,295
 Census Tract Percent Low / Mod: 52.31

Annual Accomplishments
 No data returned for this view. This might be because the applied filter excludes all data.



U.S. Department of Housing and Urban Development
 Office of Community Planning and Development
 Integrated Disbursement and Information System
 CDBG Activity Summary Report (GPR) for Program Year 2021
 SAN DIEGO

Date: 24-Sep-2022
 Time: 15:19
 Page: 122

PGM Year: 2020
Project: 0005 - PUBLIC INFRASTRUCTURE IMPROVEMENTS
IDIS Activity: 7466 - CITY CIP-SIDEWALK PROJECTS-21
Status: Open
Location: 1200 3rd Ave San Diego, CA 92101-4110
Objective: Create suitable living environments
Outcome: Availability/accessibility
Matrix Code: Sidewalks (03L) **National Objective:** LMA

Activity to prevent, prepare for, and respond to Coronavirus: No

Initial Funding Date: 11/18/2020

Description:

Financing

	Fund Type	Grant Year	Grant	Funded Amount	Drawn In Program Year	Drawn Thru Program Year
CDBG	EN	2019	B19MC060542	\$16,550.01	\$0.00	\$0.00
	PI			\$314,449.99	\$0.00	\$314,449.99
Total	Total			\$331,000.00	\$0.00	\$314,449.99

Proposed Accomplishments

Public Facilities : 1
 Total Population in Service Area: 102,685
 Census Tract Percent Low / Mod: 70.89

Annual Accomplishments

Years	Accomplishment Narrative	# Benefitting
2020	For fiscal year 2021 closeout, 82 sidewalk repairs have been completed. The improvements include: 44th St., Felton St., Logan Ave and South 31st St., two improvements on Wilson Ave., four improvements on El Cajon Blvd., Imperial Ave., Chamoune Ave., Irving Ave., 43rd on Myrtle, Drew View Lane, Harding Ave., South 37th St., University Ave. and Alabama St., Deep Dell Rd., 22nd St. on Island Ave., National Ave., Acacia St., Kelton Rd., Voltair St., Ocean View Blvd., 43rd St. and Wightman St., two improvements on 1st Ave., three improvements on Market St., 19th St., Elder Ave., Altadena Ave., Alpha St., two improvements on Hal St., 5th Ave., Utica Dr., two improvements on B St., three improvements on Adams Ave., two improvements on Cargill Ave., two improvements on Abbott St., Ridge View Dr., 14th St. and Broadway, Edgemont St., three improvements on 30th St., Stanly Ave and 63rd St., 20th St., Sunswept St., Jacumba St., Cardiff St., three improvements on Costa Verde Blvd., South 47th St., Cable St. and Newport Ave., two improvements on Voltaire St., Dorman Dr., Saxson St., four improvements on 5th Ave., Pearl St., and Fay St., Polk Ave. and Georgia., Howard and Georgia, Billow Dr., Chalmers St. and State St., Alamo Dr., Sunset cliffs Blvd., West Ivy St., Quimby St.	



U.S. Department of Housing and Urban Development
 Office of Community Planning and Development
 Integrated Disbursement and Information System
 CDBG Activity Summary Report (GPR) for Program Year 2021
 SAN DIEGO

Date: 24-Sep-2022
 Time: 15:19
 Page: 123

PGM Year: 2020
Project: 0005 - PUBLIC INFRASTRUCTURE IMPROVEMENTS
IDIS Activity: 7467 - CITY CIP-ISLAND AVE MIN PK-21
Status: Open
Location: 1200 3rd Ave San Diego, CA 92101-4110
Objective: Create suitable living environments
Outcome: Availability/accessibility
Matrix Code: Parks, Recreational Facilities (03F) **National Objective:** LMA

Activity to prevent, prepare for, and respond to Coronavirus: No

Initial Funding Date: 02/22/2021

Description:

Financing

	Fund Type	Grant Year	Grant	Funded Amount	Drawn In Program Year	Drawn Thru Program Year
CDBG	EN	Pre-2015		\$14,280.89	\$0.00	\$0.00
		2014	B14MC060542		\$0.00	\$14,280.89
	2020	B20MC060542	\$573,231.97	\$341,626.34	\$389,301.68	
	PI			\$212,487.14	\$53,354.46	\$212,487.14
Total	Total			\$800,000.00	\$394,980.80	\$616,069.71

Proposed Accomplishments

Public Facilities : 1
 Total Population in Service Area: 4,670
 Census Tract Percent Low / Mod: 72.70

Annual Accomplishments

No data returned for this view. This might be because the applied filter excludes all data.



U.S. Department of Housing and Urban Development
 Office of Community Planning and Development
 Integrated Disbursement and Information System
 CDBG Activity Summary Report (GPR) for Program Year 2021
 SAN DIEGO

Date: 24-Sep-2022
 Time: 15:19
 Page: 124

PGM Year: 2020
Project: 0001 - Workforce Development
IDIS Activity: 7469 - GRID ALT-SOLAR INSTALL TRAINING-21
Status: Open
Location: 930 Gateway Center Way San Diego, CA 92102-4542
Objective: Create suitable living environments
Outcome: Availability/accessibility
Matrix Code: Employment Training (05H) **National Objective:** LMC

Activity to prevent, prepare for, and respond to Coronavirus: No

Initial Funding Date: 06/01/2021

Description:

The Solar Installation Training Program will provide employment training services and job search support in the solar industry to LMI residents of the City of San Diego. There will be two cohorts, with each cohort receiving 240 hours of paid training spread over 10 weeks.

Financing

	Fund Type	Grant Year	Grant	Funded Amount	Drawn In Program Year	Drawn Thru Program Year
CDBG	EN	2019	B19MC060542	\$41,176.27	\$6,173.90	\$6,173.90
	PI			\$8,923.73	\$8,923.73	\$8,923.73
Total	Total			\$50,100.00	\$15,097.63	\$15,097.63

Proposed Accomplishments

People (General) : 8

Actual Accomplishments

Number assisted:

	Owner		Renter		Total		Person	
	Total	Hispanic	Total	Hispanic	Total	Hispanic	Total	Hispanic
White:	0	0	0	0	0	0	0	0
Black/African American:	0	0	0	0	0	0	0	0
Asian:	0	0	0	0	0	0	0	0
American Indian/Alaskan Native:	0	0	0	0	0	0	0	0
Native Hawaiian/Other Pacific Islander:	0	0	0	0	0	0	0	0
American Indian/Alaskan Native & White:	0	0	0	0	0	0	0	0
Asian White:	0	0	0	0	0	0	0	0
Black/African American & White:	0	0	0	0	0	0	0	0
American Indian/Alaskan Native & Black/African American:	0	0	0	0	0	0	0	0
Other multi-racial:	0	0	0	0	0	0	0	0
Asian/Pacific Islander:	0	0	0	0	0	0	0	0



U.S. Department of Housing and Urban Development
 Office of Community Planning and Development
 Integrated Disbursement and Information System
 CDBG Activity Summary Report (GPR) for Program Year 2021
 SAN DIEGO

Date: 24-Sep-2022
 Time: 15:19
 Page: 125

Hispanic:	0	0	0	0	0	0	0	0
Total:	0	0	0	0	0	0	0	0

Female-headed Households: 0 0 0

Income Category:

	Owner	Renter	Total	Person
Extremely Low	0	0	0	0
Low Mod	0	0	0	0
Moderate	0	0	0	0
Non Low Moderate	0	0	0	0
Total	0	0	0	0

Percent Low/Mod

Annual Accomplishments

Years	Accomplishment Narrative	# Benefitting
2020	Due to COVID related delays, project will continue into fy 2022.	



U.S. Department of Housing and Urban Development
 Office of Community Planning and Development
 Integrated Disbursement and Information System
 CDBG Activity Summary Report (GPR) for Program Year 2021
 SAN DIEGO

Date: 24-Sep-2022
 Time: 15:19
 Page: 126

PGM Year: 2020
Project: 0001 - Workforce Development
IDIS Activity: 7470 - IRC-MAKE BETTER FUTURES PROJECT-21
Status: Completed 1/27/2022 12:00:00 AM
Location: 5348 University Ave San Diego, CA 92105-8025
Objective: Create suitable living environments
Outcome: Availability/accessibility
Matrix Code: Employment Training (05H) **National Objective:** LMC

Activity to prevent, prepare for, and respond to Coronavirus: No

Initial Funding Date: 04/15/2021

Description:
 The IRC's MAKE Better Futures Project is composed of two job readiness programs, Project CHOP and Youth FarmWorks. Project CHOP is a paid transitional employment program for LMI refugee and immigrant women that utilizes a commercial kitchen space to provide participants with practical work experience, English learning, and critical job readiness skills to gain permanent employment after completion of the program. Youth FarmWorks is a job-training farm operated by LMI youth from City Heights that helps youth strengthen essential job skills, social-emotional skills, and college readiness.

Financing

	Fund Type	Grant Year	Grant	Funded Amount	Drawn In Program Year	Drawn Thru Program Year
CDBG	EN	2020	B20MC060542	\$39,089.27	\$16,326.86	\$39,089.27
	PI			\$54,966.13	\$0.00	\$54,966.13
Total	Total			\$94,055.40	\$16,326.86	\$94,055.40

Proposed Accomplishments

People (General) : 55

Actual Accomplishments

Number assisted:

	Owner		Renter		Total		Person	
	Total	Hispanic	Total	Hispanic	Total	Hispanic	Total	Hispanic
White:	0	0	0	0	0	0	14	11
Black/African American:	0	0	0	0	0	0	23	0
Asian:	0	0	0	0	0	0	11	0
American Indian/Alaskan Native:	0	0	0	0	0	0	1	1
Native Hawaiian/Other Pacific Islander:	0	0	0	0	0	0	0	0
American Indian/Alaskan Native & White:	0	0	0	0	0	0	0	0
Asian White:	0	0	0	0	0	0	0	0
Black/African American & White:	0	0	0	0	0	0	0	0
American Indian/Alaskan Native & Black/African American:	0	0	0	0	0	0	0	0
Other multi-racial:	0	0	0	0	0	0	2	2



U.S. Department of Housing and Urban Development
 Office of Community Planning and Development
 Integrated Disbursement and Information System
 CDBG Activity Summary Report (GPR) for Program Year 2021
 SAN DIEGO

Date: 24-Sep-2022
 Time: 15:19
 Page: 127

Asian/Pacific Islander:	0	0	0	0	0	0	0	0
Hispanic:	0	0	0	0	0	0	0	0
Total:	0	0	0	0	0	0	51	14
Female-headed Households:	0		0		0			

Income Category:

	Owner	Renter	Total	Person
Extremely Low	0	0	0	49
Low Mod	0	0	0	2
Moderate	0	0	0	0
Non Low Moderate	0	0	0	0
Total	0	0	0	51
Percent Low/Mod				100.0%

Annual Accomplishments

Years	Accomplishment Narrative	# Benefiting
--------------	---------------------------------	---------------------

2020 For the first quarter of the FY 21 activity, 4 clients have been assisted. Due to COVID related delays, project will continue into fy 2022.

2021 For fiscal year 2022 closeout, an additional 51 clients have been assisted for a total of 55 clients assisted with the project. CDBG was instrumental in assisting MAKE Projects to ensure that this was possible over this past unpredictable and challenging year.

Project CHOP focuses on equipping job trainees with the skills to enter the San Diego work force through on-the-job training in MAKE Project's commercial kitchen. While working in the kitchen, trainees learn knife skills, recipe reading and development, basic American work etiquette (time management, speaking to supervisors), improve their English speaking skills, and are introduced to a fast-paced restaurant environment. Under the instruction of the Chef/Trainer, trainees produce and package to-go meals and learn how to work on the line during the Saturday MAKE Cafe. Once graduated from the program, the trainee works with the Employment team to secure employment that fits their needs.

Project CHOP: Hospitality focuses on equipping trainees with the skills to enter the San Diego work force through on-the-job training at MAKE Project's Saturday Cafe and Family Meals Pick-Up Booth. The Saturday MAKE Cafe gives the trainees the opportunity to practice their English and customer service skills in a front of house environment. They also learn digital literacy skills necessary in today's workforce by learning how to operate POS systems, such as Tock and Square at the host and server stations. Other positions include beverage maker, food runner, and busser. These positions give the trainees the transferable skills to put on a resume and bring to a future job. These trainees also receive employment services once they exit the program.

Youth Farm Works focuses on equipping youth trainees with the skills to enter the San Diego work force and/or pursue higher education. Youth learn these skills both on and off the farm through MAKE Project community supported agriculture (CSA) bag, Saturday Farm Tours, and weekly MAKE Magazine and Job Readiness Training Zoom meetings. Under the instruction of the Youth Farm Works Coordinator, youth trainees learn how to harvest and maintain an urban farm, as well as customer service skills through CSA Saturday Pick-Ups. Trainees also learn marketing skills through creating social media posts and MAKE Magazine articles and job readiness skills such as resume building, submitting online applications, and mock interviews.



U.S. Department of Housing and Urban Development
 Office of Community Planning and Development
 Integrated Disbursement and Information System
 CDBG Activity Summary Report (GPR) for Program Year 2021
 SAN DIEGO

Date: 24-Sep-2022
 Time: 15:19
 Page: 128

PGM Year: 2020
Project: 0001 - Workforce Development
IDIS Activity: 7471 - KITCHENS FOR GOOD-PROJECT LAUNCH-21
Status: Completed 9/15/2021 12:00:00 AM
Location: 2799 Health Center Dr San Diego, CA 92123-2708
Objective: Create suitable living environments
Outcome: Availability/accessibility
Matrix Code: Employment Training (05H) **National Objective:** LMC

Activity to prevent, prepare for, and respond to Coronavirus: No

Initial Funding Date: 02/22/2021

Description:

Financing

	Fund Type	Grant Year	Grant	Funded Amount	Drawn In Program Year	Drawn Thru Program Year
CDBG	EN	2020	B20MC060542	\$40,483.00	\$10,095.33	\$40,483.00
	PI			\$119,517.00	\$0.00	\$119,517.00
Total	Total			\$160,000.00	\$10,095.33	\$160,000.00

Proposed Accomplishments

People (General) : 102

Actual Accomplishments

Number assisted:

	Owner		Renter		Total		Person	
	Total	Hispanic	Total	Hispanic	Total	Hispanic	Total	Hispanic
White:	0	0	0	0	0	0	13	6
Black/African American:	0	0	0	0	0	0	6	0
Asian:	0	0	0	0	0	0	2	0
American Indian/Alaskan Native:	0	0	0	0	0	0	5	2
Native Hawaiian/Other Pacific Islander:	0	0	0	0	0	0	1	0
American Indian/Alaskan Native & White:	0	0	0	0	0	0	0	0
Asian White:	0	0	0	0	0	0	1	0
Black/African American & White:	0	0	0	0	0	0	0	0
American Indian/Alaskan Native & Black/African American:	0	0	0	0	0	0	0	0
Other multi-racial:	0	0	0	0	0	0	13	11
Asian/Pacific Islander:	0	0	0	0	0	0	0	0
Hispanic:	0	0	0	0	0	0	0	0
Total:	0	0	0	0	0	0	41	19



U.S. Department of Housing and Urban Development
 Office of Community Planning and Development
 Integrated Disbursement and Information System
 CDBG Activity Summary Report (GPR) for Program Year 2021
 SAN DIEGO

Date: 24-Sep-2022
 Time: 15:19
 Page: 129

Female-headed Households: 0 0 0

Income Category:

	Owner	Renter	Total	Person
Extremely Low	0	0	0	38
Low Mod	0	0	0	2
Moderate	0	0	0	1
Non Low Moderate	0	0	0	0
Total	0	0	0	41
Percent Low/Mod				100.0%

Annual Accomplishments

Years	Accomplishment Narrative	# Benefitting
-------	--------------------------	---------------

2020	<p>For the 1st quarter of FY 2021, 14 clients have been assisted. For Fiscal Year 2021 closeout, 41 clients were assisted. CDBG funding supported Project Launch Apprenticeship Program, a 20-month certified apprenticeship program that benefits low- and moderate-income (LMI) City of San Diego residents with incomes below 50% of the area median income. Project Launch combines 12 weeks (360 hours) of hands-on culinary, baking, and food service management training with life skills instruction, career coaching, and job placement. The program offers 2460 hours of paid, on-the-job training leading to apprenticeship certification with employer partners.</p>	
------	--	--

CDBG funding specifically covered the salaries of the Director of Curriculum, Employment Specialist, Culinary Instructor and Director of Programs (total of \$160,000). The Project Launch instruction and support staff provided ensured that apprentices not only completed all of the core competencies but were fully prepared to enter their paid employment. Once apprentices were placed with employer partners, they received additional monitoring, mentorship, and one-on-one personal and professional support to ensure that they remained employed and on track to completing their apprenticeship certification.

Due to social distancing requirements during COVID-19, all in-person culinary classes and new enrollment were paused during the summer months of 2020. Kitchens for Good relaunched in-person classes in September 2020 for culinary, followed by the inaugural cohorts of Baking and Food Service Management classes in October 2020 at the Jacobs Center location. As the economy began to reopen in winter 2020, alumni apprentices who had been furloughed during the summer months had now been called back to work. KFG expanded its network of employer partners to include hospitals, to-go restaurants, and commissary kitchens, allowing for ongoing job placement support services.

During the grant period, KFG enrolled 41 LMI City of San Diego residents as apprentices in Project Launch. Recruitment and retention during the 12-week program dipped slightly because of the move to another location to the 2799 Health Center Drive and some personal issues that came up for a couple of apprentices that prevented them from completing the program. After completing the first 12 weeks, 35 of those enrolled (85%) were promoted and actively employed at top restaurants to complete their on-the-job training. Employers included The Cottage, Maya's Cookies, Better Half Shell, Cucina Sorella, Fresh Creations, Dukes, Fig Tree Cafe, Hilton Hotels, Harvest Kitchen, Louisiana Purchase, Peohes Coronado, Herb & Wood, and Vigiluccis Seafood & Steakhouse.

PPP Award Confirmation: Kitchens for Good did not receive a PPP loan during the project period. A PPP loan was received in April 2020 of the prior fiscal year and the balance was spent this fiscal year, but none of these funds were used to pay for, in part or in full, any staff person's salaries that are paid for with CDBG funds.



U.S. Department of Housing and Urban Development
 Office of Community Planning and Development
 Integrated Disbursement and Information System
 CDBG Activity Summary Report (GPR) for Program Year 2021
 SAN DIEGO

Date: 24-Sep-2022
 Time: 15:19
 Page: 130

PGM Year: 2020
Project: 0001 - Workforce Development
IDIS Activity: 7472 - SDWP-CONNECT2CAREERS-21
Status: Open
Location: 9246 Lightwave Ave Ste 210 San Diego, CA 92123-6411
Objective: Create suitable living environments
Outcome: Availability/accessibility
Matrix Code: Employment Training (05H) **National Objective:** LMC

Activity to prevent, prepare for, and respond to Coronavirus: No

Initial Funding Date: 06/01/2021

Description:
 Connect to Careers Internship

Financing

	Fund Type	Grant Year	Grant	Funded Amount	Drawn In Program Year	Drawn Thru Program Year
CDBG	EN	2016	B16MC060542	\$500,000.00	\$0.00	\$500,000.00
Total	Total			\$500,000.00	\$0.00	\$500,000.00

Proposed Accomplishments

People (General) : 125

Actual Accomplishments

Number assisted:

	Owner		Renter		Total		Person	
	Total	Hispanic	Total	Hispanic	Total	Hispanic	Total	Hispanic
White:	0	0	0	0	0	0	41	39
Black/African American:	0	0	0	0	0	0	56	5
Asian:	0	0	0	0	0	0	5	1
American Indian/Alaskan Native:	0	0	0	0	0	0	10	10
Native Hawaiian/Other Pacific Islander:	0	0	0	0	0	0	4	0
American Indian/Alaskan Native & White:	0	0	0	0	0	0	0	0
Asian White:	0	0	0	0	0	0	0	0
Black/African American & White:	0	0	0	0	0	0	1	1
American Indian/Alaskan Native & Black/African American:	0	0	0	0	0	0	1	0
Other multi-racial:	0	0	0	0	0	0	2	1
Asian/Pacific Islander:	0	0	0	0	0	0	0	0
Hispanic:	0	0	0	0	0	0	0	0
Total:	0	0	0	0	0	0	120	57



U.S. Department of Housing and Urban Development
 Office of Community Planning and Development
 Integrated Disbursement and Information System
 CDBG Activity Summary Report (GPR) for Program Year 2021
 SAN DIEGO

Date: 24-Sep-2022
 Time: 15:19
 Page: 131

Female-headed Households: 0 0 0

Income Category:

	Owner	Renter	Total	Person
Extremely Low	0	0	0	101
Low Mod	0	0	0	16
Moderate	0	0	0	3
Non Low Moderate	0	0	0	0
Total	0	0	0	120
Percent Low/Mod				100.0%

Annual Accomplishments

Years	Accomplishment Narrative	# Benefitting
2020	For the first 6 months of fiscal year 2021, 120 clients have been assisted.	



U.S. Department of Housing and Urban Development
 Office of Community Planning and Development
 Integrated Disbursement and Information System
 CDBG Activity Summary Report (GPR) for Program Year 2021
 SAN DIEGO

Date: 24-Sep-2022
 Time: 15:19
 Page: 132

PGM Year: 2020
Project: 0009 - COMMUNITY AND PUBLIC SERVICES
IDIS Activity: 7473 - FAMILY HLTH CTR-SAFE POINT SD-21
Status: Completed 4/22/2022 12:00:00 AM
Location: 823 Gateway Center Way San Diego, CA 92102-4541
Objective: Create suitable living environments
Outcome: Availability/accessibility
Matrix Code: Substance Abuse Services (05F) **National Objective:** LMC

Activity to prevent, prepare for, and respond to Coronavirus: No

Initial Funding Date: 06/01/2021

Description:
 The Safe Point San Diego (SPSD) project is a clean syringe exchange program (CSEP), which will provide direct, one-for-one syringe exchange, harm reduction kits, case management, educational materials, and naloxone kits to persons who inject drugs (PWID) to prevent the spread of diseases via reuse of contaminated syringes.

Financing

	Fund Type	Grant Year	Grant	Funded Amount	Drawn In Program Year	Drawn Thru Program Year
CDBG	EN	2020	B20MC060542	\$54,698.87	\$34,473.29	\$54,698.87
	PI			\$37,482.34	\$0.00	\$37,482.34
Total	Total			\$92,181.21	\$34,473.29	\$92,181.21

Proposed Accomplishments

People (General) : 1,773

Actual Accomplishments

Number assisted:

	Owner		Renter		Total		Person	
	Total	Hispanic	Total	Hispanic	Total	Hispanic	Total	Hispanic
White:	0	0	0	0	0	0	1,105	166
Black/African American:	0	0	0	0	0	0	140	8
Asian:	0	0	0	0	0	0	19	1
American Indian/Alaskan Native:	0	0	0	0	0	0	31	5
Native Hawaiian/Other Pacific Islander:	0	0	0	0	0	0	10	2
American Indian/Alaskan Native & White:	0	0	0	0	0	0	12	1
Asian White:	0	0	0	0	0	0	3	0
Black/African American & White:	0	0	0	0	0	0	9	1
American Indian/Alaskan Native & Black/African American:	0	0	0	0	0	0	3	0
Other multi-racial:	0	0	0	0	0	0	93	35
Asian/Pacific Islander:	0	0	0	0	0	0	0	0



U.S. Department of Housing and Urban Development
 Office of Community Planning and Development
 Integrated Disbursement and Information System
 CDBG Activity Summary Report (GPR) for Program Year 2021
 SAN DIEGO

Date: 24-Sep-2022
 Time: 15:19
 Page: 133

Hispanic:	0	0	0	0	0	0	0	0
Total:	0	0	0	0	0	0	1,425	219

Female-headed Households: 0 0 0 0

Income Category:

	Owner	Renter	Total	Person
Extremely Low	0	0	0	1,269
Low Mod	0	0	0	75
Moderate	0	0	0	50
Non Low Moderate	0	0	0	31
Total	0	0	0	1,425
Percent Low/Mod				97.8%

Annual Accomplishments

Years	Accomplishment Narrative	# Benefitting
2020	For the first six months of fiscal year 2021, 1425 clients were assisted. Project was delayed due to COVID and will continue into FY 2022.	
2021	For fiscal year 2022 closeout, an additional 294 clients were assisted for a total of 1719 clients assisted over the contract period. Family Health Centers of San Diego's (FHCS) Safe Point San Diego (SPSD) is a Syringe Service Program on the front lines of addressing the HIV, Hepatitis C (HCV), and opioid epidemics in San Diego County. The central focus of SPSP is to meet people who inject drugs (PWID) where they are in their recovery journey, link them to care, and prevent the transmission of HIV and HCV. Through CDBG funding, FHCS provides SPSP services from a mobile unit for three 3-hour intervals at two city-approved urban sites, Downtown San Diego on Tuesdays and Thursdays from 6 PM to 9 PM, and North Park on Fridays from 10 AM to 1 PM. During operating hours, SPSP collects an unlimited number of used syringes and dispenses sterile syringes (1:1 up to 50/visit), harm reduction supplies, wound care items, bleach kits, fentanyl test strips, hygiene items, and naloxone (an overdose reversal medication). Upon their first visit, new clients register and receive an ID card with a unique identifying code. This ID card is used for several reasons: to maintain service anonymity; to protect their supplies from being seized by law enforcement if arriving at or leaving from SPSP operations; and to assist staff in distinguishing individuals who are new or returning for services. In addition to the ID card, clients may obtain two sterile syringes and a starter kit, which provides supplies to help reduce the transmission of HIV and HCV. Once registered in the program, clients may exchange syringes on a one-for-one basis. During subsequent visits, clients receive supplemental harm reduction supplies including alcohol wipes, sterile water, cotton filters, tourniquets, bleach kits, fentanyl test strips, hygiene items, and naloxone. SPSP also offers wound care items such as gauze, bandages, medical tape, and petroleum jelly. SPSP services benefit clients in multiple ways. Clients can be linked to HIV/HCV treatment, Pre-Exposure Prophylaxis (PrEP) medication for the prevention of HIV, primary care, and substance use disorder services, among other health care services. SPSP prevents the transmission of HIV and HCV through individualized assistance for: HIV and HCV testing; harm reduction educational and informational materials; case management; referrals to primary medical care; and other social service programs and facilitated referrals to detox and substance use treatment and rehabilitation programs. Upon initial program intake, SPSP clients receive an educational manual on safer injection techniques and overdose prevention. Staff engage with clients consistently on tools and resources to promote safer use and provide education on Naloxone use, drug contamination, and drug treatment/detox services. Moreover, clients who are ready to make life changes can access transformative resources through referrals provided by SPSP staff.	



U.S. Department of Housing and Urban Development
 Office of Community Planning and Development
 Integrated Disbursement and Information System
 CDBG Activity Summary Report (GPR) for Program Year 2021
 SAN DIEGO

Date: 24-Sep-2022
 Time: 15:19
 Page: 134

PGM Year: 2020
Project: 0009 - COMMUNITY AND PUBLIC SERVICES
IDIS Activity: 7474 - MAMAS KITCHEN-MEAL SERVICE-21
Status: Completed 9/15/2021 12:00:00 AM
Location: 3960 Home Ave San Diego, CA 92105-5925
Objective: Create suitable living environments
Outcome: Availability/accessibility
Matrix Code: Health Services (05M) **National Objective:** LMC

Activity to prevent, prepare for, and respond to Coronavirus: No

Initial Funding Date: 02/22/2021

Description:

Financing

	Fund Type	Grant Year	Grant	Funded Amount	Drawn In Program Year	Drawn Thru Program Year
CDBG	EN	2020	B20MC060542	\$31,763.17	\$4,123.17	\$31,763.17
	PI			\$33,236.83	\$0.00	\$33,236.83
Total	Total			\$65,000.00	\$4,123.17	\$65,000.00

Proposed Accomplishments

People (General) : 450

Actual Accomplishments

Number assisted:

	Owner		Renter		Total		Person	
	Total	Hispanic	Total	Hispanic	Total	Hispanic	Total	Hispanic
White:	0	0	0	0	0	0	304	69
Black/African American:	0	0	0	0	0	0	85	1
Asian:	0	0	0	0	0	0	23	0
American Indian/Alaskan Native:	0	0	0	0	0	0	0	0
Native Hawaiian/Other Pacific Islander:	0	0	0	0	0	0	4	0
American Indian/Alaskan Native & White:	0	0	0	0	0	0	1	1
Asian White:	0	0	0	0	0	0	1	0
Black/African American & White:	0	0	0	0	0	0	2	0
American Indian/Alaskan Native & Black/African American:	0	0	0	0	0	0	0	0
Other multi-racial:	0	0	0	0	0	0	30	22
Asian/Pacific Islander:	0	0	0	0	0	0	0	0
Hispanic:	0	0	0	0	0	0	0	0
Total:	0	0	0	0	0	0	450	93



U.S. Department of Housing and Urban Development
 Office of Community Planning and Development
 Integrated Disbursement and Information System
 CDBG Activity Summary Report (GPR) for Program Year 2021
 SAN DIEGO

Date: 24-Sep-2022
 Time: 15:19
 Page: 135

Female-headed Households: 0 0 0

Income Category:

	Owner	Renter	Total	Person
Extremely Low	0	0	0	365
Low Mod	0	0	0	64
Moderate	0	0	0	21
Non Low Moderate	0	0	0	0
Total	0	0	0	450
Percent Low/Mod				100.0%

Annual Accomplishments

Years	Accomplishment Narrative	# Benefitting
2020	<p>For the first quarter of Fiscal Year 2021, 332 clients have been assisted. For fiscal year 2021 closeout, 450 clients were assisted. In FY 2021, CDBG funds were used to purchase nutritious food and containers for the home-delivered meal program for low and moderate income San Diegans with critical illnesses. Mama's Kitchen Home-Delivered Meal Service removes barriers that our clients face in accessing nutritious food that they need to avoid malnutrition, increase medication adherence, lower health care costs and improve the quality of their lives.</p> <p>During the implementation period:</p> <p>A total of 450 San Diego residents were provided medically tailored meals</p> <p>92.78% of survey-responding clients reported that the food they receive meets their nutritional needs</p> <p>83.9% of survey-responding clients reported that while receiving Mama's Kitchen meals they have eaten more nutrition food that prior to receiving meals</p> <p>94.9% of survey-responding clients responded that their general health has maintained or improved while receiving Mama's Kitchen meals</p> <p>The meals made a huge difference to immune compromised individuals during the COVID-19 pandemic. One client wrote "The meal delivers have made a huge positive impact on my nutrition through the pandemic as I continue to be severely immunocompromised due to two decades of cancer treatments, and am home bound. I appreciate the help Mama's Kitchen provides and hope that some day I'll be healthy and pandemic will be in the past, so I can volunteer and help your wonderful organization".</p> <p>A medical professional referral partner wrote "Mama's Kitchen has been a LIFESAVER! So many patients and their families have stress relieved. Our patients live alone and cannot cook at all so this is the only way they get any kind of food".</p> <p>Mama's Kitchen received \$191,500 from PPP. The PPP funds were not used to cover any expenses that CDBG funds had already covered.</p>	



U.S. Department of Housing and Urban Development
 Office of Community Planning and Development
 Integrated Disbursement and Information System
 CDBG Activity Summary Report (GPR) for Program Year 2021
 SAN DIEGO

Date: 24-Sep-2022
 Time: 15:19
 Page: 136

PGM Year: 2020
Project: 0009 - COMMUNITY AND PUBLIC SERVICES
IDIS Activity: 7475 - OCEANS DISCOVERY-EM COMM THROUGH SCIENCE-21
Status: Completed 8/3/2021 12:00:00 AM **Objective:** Create suitable living environments
Location: 4255 Thorn St San Diego, CA 92105-4122 **Outcome:** Availability/accessibility
Matrix Code: Youth Services (05D) **National Objective:** LMC

Activity to prevent, prepare for, and respond to Coronavirus: No

Initial Funding Date: 02/22/2021

Description:

Financing

	Fund Type	Grant Year	Grant	Funded Amount	Drawn In Program Year	Drawn Thru Program Year
CDBG	EN	2020	B20MC060542	\$7,328.27	\$0.00	\$7,328.27
	PI			\$42,671.73	\$0.00	\$42,671.73
Total	Total			\$50,000.00	\$0.00	\$50,000.00

Proposed Accomplishments

People (General) : 75

Actual Accomplishments

Number assisted:

	Owner		Renter		Total		Person	
	Total	Hispanic	Total	Hispanic	Total	Hispanic	Total	Hispanic
White:	0	0	0	0	0	0	38	36
Black/African American:	0	0	0	0	0	0	8	3
Asian:	0	0	0	0	0	0	8	3
American Indian/Alaskan Native:	0	0	0	0	0	0	2	2
Native Hawaiian/Other Pacific Islander:	0	0	0	0	0	0	2	0
American Indian/Alaskan Native & White:	0	0	0	0	0	0	0	0
Asian White:	0	0	0	0	0	0	0	0
Black/African American & White:	0	0	0	0	0	0	1	0
American Indian/Alaskan Native & Black/African American:	0	0	0	0	0	0	3	3
Other multi-racial:	0	0	0	0	0	0	69	66
Asian/Pacific Islander:	0	0	0	0	0	0	0	0
Hispanic:	0	0	0	0	0	0	0	0
Total:	0	0	0	0	0	0	131	113



U.S. Department of Housing and Urban Development
 Office of Community Planning and Development
 Integrated Disbursement and Information System
 CDBG Activity Summary Report (GPR) for Program Year 2021
 SAN DIEGO

Date: 24-Sep-2022
 Time: 15:19
 Page: 137

Female-headed Households: 0 0 0

Income Category:

	Owner	Renter	Total	Person
Extremely Low	0	0	0	88
Low Mod	0	0	0	29
Moderate	0	0	0	12
Non Low Moderate	0	0	0	2
Total	0	0	0	131
Percent Low/Mod				98.5%

Annual Accomplishments

Years	Accomplishment Narrative	# Benefitting
2020	<p>For the first quarter of Fiscal Year 2021, 22 clients have been assisted. For fiscal year 2021 closeout, a total of 131 clients were assisted. A total of 131 students in the community participated during the course of the grant period. Project services included:</p> <p>Out-of-School Camps (Ocean Adventurers, Middle School Camp, and Aquatic Adventurers): Over the grant period, students, ranging from K-8th grade, participated in outdoor science labs. Here students participated in a specific curriculum focused on three primary areas 1) ocean ecosystems to help spark curiosity in students, 2) exposure to STEM career pathways, and 3) mentorship from STEM professionals who volunteered their time to participate in virtual Q&A sessions with students.</p> <p>Leaders Initiative: Over the grant period, middle and high school students participated in in-person science labs focused on leadership development and research skill-building. Here students learned about Marine Protected Areas, heard from scientists working in this and other fields, and discovered how they could make a difference in their community while also protecting these natural resources. In addition, our seniors participated in a one-on-one virtual mentorship program, where mentors provided students customize guidance throughout the college application process.</p> <p>Fellowships: Discovery Fellowships were comprised of four college-aged young adults participating in a year-long program. Fellowships provided opportunities for college Fellows to serve as educators in our programs. These internships helped to prepare students for continuing education and the workforce. Fellowships were paired with support services that equip students with the tools to pursue college and attain a successful career.</p> <p>Virtual Mentor Cluster: All K-12 students were eligible to participate in weekly mentor calls with a group of their peers and a mentor. Mentor Clusters focused on SEL (Social and Emotional Learning) needs of students, provided academic support, and provided access to supportive mentors.</p> <p>During the grant period, Ocean Discovery Institute received \$438,026 in PPP total funding for the organization. No commingling of PPP and CDBG funds occurred for expenses that were claimed for CDBG reimbursement.</p>	



U.S. Department of Housing and Urban Development
 Office of Community Planning and Development
 Integrated Disbursement and Information System
 CDBG Activity Summary Report (GPR) for Program Year 2021
 SAN DIEGO

Date: 24-Sep-2022
 Time: 15:19
 Page: 138

PGM Year: 2020
Project: 0009 - COMMUNITY AND PUBLIC SERVICES
IDIS Activity: 7476 - SD LGBT COMM CTR-HEALTH SERVICES PROG-21
Status: Open
Location: 3909 Centre St San Diego, CA 92103-3410
Objective: Create suitable living environments
Outcome: Availability/accessibility
Matrix Code: Health Services (05M) **National Objective:** LMC

Activity to prevent, prepare for, and respond to Coronavirus: No

Initial Funding Date: 06/01/2021

Description:
 The Behavioral Health Services Program will provide behavioral health counseling sessions to individuals of the LGBT community affected by HIV, domestic violence and/or substance use disorder.

Financing

	Fund Type	Grant Year	Grant	Funded Amount	Drawn In Program Year	Drawn Thru Program Year
CDBG	EN	2019	B19MC060542	\$89,840.88	\$51,325.19	\$81,796.56
	PI			\$60,159.12	\$39,673.41	\$60,159.12
Total	Total			\$150,000.00	\$90,998.60	\$141,955.68

Proposed Accomplishments

People (General) : 135

Actual Accomplishments

Number assisted:

	Owner		Renter		Total		Person	
	Total	Hispanic	Total	Hispanic	Total	Hispanic	Total	Hispanic
White:	0	0	0	0	0	0	110	46
Black/African American:	0	0	0	0	0	0	19	2
Asian:	0	0	0	0	0	0	10	1
American Indian/Alaskan Native:	0	0	0	0	0	0	5	4
Native Hawaiian/Other Pacific Islander:	0	0	0	0	0	0	2	1
American Indian/Alaskan Native & White:	0	0	0	0	0	0	2	0
Asian White:	0	0	0	0	0	0	1	0
Black/African American & White:	0	0	0	0	0	0	0	0
American Indian/Alaskan Native & Black/African American:	0	0	0	0	0	0	1	0
Other multi-racial:	0	0	0	0	0	0	0	0
Asian/Pacific Islander:	0	0	0	0	0	0	0	0



U.S. Department of Housing and Urban Development
 Office of Community Planning and Development
 Integrated Disbursement and Information System
 CDBG Activity Summary Report (GPR) for Program Year 2021
 SAN DIEGO

Date: 24-Sep-2022
 Time: 15:19
 Page: 139

Hispanic:	0	0	0	0	0	0	0	0
Total:	0	0	0	0	0	0	150	54
Female-headed Households:	0		0		0			

Income Category:

	Owner	Renter	Total	Person
Extremely Low	0	0	0	109
Low Mod	0	0	0	20
Moderate	0	0	0	11
Non Low Moderate	0	0	0	10
Total	0	0	0	150
Percent Low/Mod				93.3%

Annual Accomplishments

Years	Accomplishment Narrative	# Benefitting
2020	The Center's Behavioral Health Services Department provided psychotherapy services that included treatment for anxiety, depression, trauma, same-gender/genderqueer relationship violence, coming out around gender identity and sexuality/sexual orientation, relapse prevention and more. The method of service delivery included individual, co-joint/couples, family, and group counseling. Clients also had access to an after-hours hotline that is managed by Behavioral Health Services Department staff. The benefits to clients included a decrease in mental health symptoms and an increase in safer coping skills and overall health and well-being. 150 unduplicated clients were served.	



U.S. Department of Housing and Urban Development
 Office of Community Planning and Development
 Integrated Disbursement and Information System
 CDBG Activity Summary Report (GPR) for Program Year 2021
 SAN DIEGO

Date: 24-Sep-2022
 Time: 15:19
 Page: 140

PGM Year: 2020
Project: 0009 - COMMUNITY AND PUBLIC SERVICES
IDIS Activity: 7477 - CITY LIB-LIBRARY NEXT-21

Status: Completed 8/11/2022 12:00:00 AM Objective: Create suitable living environments
 Location: 330 Park Blvd San Diego, CA 92101-7416 Outcome: Availability/accessibility
 Matrix Code: Youth Services (05D) National Objective: LMC

Activity to prevent, prepare for, and respond to Coronavirus: No

Initial Funding Date: 06/01/2021

Description:
 Library NExT (Network for Education x Training) provides a pipeline for talented high school students in low-income neighborhoods to career opportunities in coding and the sciences.

Financing

	Fund Type	Grant Year	Grant	Funded Amount	Drawn In Program Year	Drawn Thru Program Year
CDBG	PI			\$240,000.00	\$0.00	\$240,000.00
Total	Total			\$240,000.00	\$0.00	\$240,000.00

Proposed Accomplishments

People (General) : 400

Actual Accomplishments

Number assisted:

	Owner		Renter		Total		Person	
	Total	Hispanic	Total	Hispanic	Total	Hispanic	Total	Hispanic
White:	0	0	0	0	0	0	425	123
Black/African American:	0	0	0	0	0	0	40	9
Asian:	0	0	0	0	0	0	288	12
American Indian/Alaskan Native:	0	0	0	0	0	0	6	2
Native Hawaiian/Other Pacific Islander:	0	0	0	0	0	0	21	4
American Indian/Alaskan Native & White:	0	0	0	0	0	0	1	0
Asian White:	0	0	0	0	0	0	55	1
Black/African American & White:	0	0	0	0	0	0	7	2
American Indian/Alaskan Native & Black/African American:	0	0	0	0	0	0	0	0
Other multi-racial:	0	0	0	0	0	0	216	110
Asian/Pacific Islander:	0	0	0	0	0	0	0	0
Hispanic:	0	0	0	0	0	0	0	0
Total:	0	0	0	0	0	0	1,059	263



U.S. Department of Housing and Urban Development
 Office of Community Planning and Development
 Integrated Disbursement and Information System
 CDBG Activity Summary Report (GPR) for Program Year 2021
 SAN DIEGO

Date: 24-Sep-2022
 Time: 15:19
 Page: 141

Female-headed Households: 0 0 0

Income Category:

	Owner	Renter	Total	Person
Extremely Low	0	0	0	254
Low Mod	0	0	0	135
Moderate	0	0	0	171
Non Low Moderate	0	0	0	499
Total	0	0	0	1,059
Percent Low/Mod				52.9%

Annual Accomplishments

Years	Accomplishment Narrative	# Benefitting
2020	A total of 1059 clients were assisted. The Library NExT project, a collaboration between the University of California San Diego (UCSD), UCSD Extension's Sally Ride Science, and the San Diego Public Library (SDPL), set out to provide a pipeline for youths in low-to-moderate income neighborhoods towards career opportunities. Library NExT offers science, technology, engineering, art, and mathematics (STEAM) workshops, college readiness programs, and workforce development programs to elementary school, middle school, and high school level youths at a minimum of 12 library branches, with a focus on library branches that mainly service areas of the City affected by income inequality. While youths participating in the Sally Ride Science STEAM programs had the opportunity to explore a wide range of topics, including circuitry, computer programming, performing arts, chemistry, biology, earth science, and sustainable architecture, the Admit One: College Prep Academy programs focused on preparing students for the SAT and ACT standardized tests. Meanwhile, the Futures workforce development programs allowed youths to engage in the fields of either computer programming or business management. During the grant period, Library NExT provided 352 STEAM programs (561 instructional hours), 19 college readiness programs (304 instructional hours), and 10 workforce development programs (300 instructional hours) either virtually or at one of 24 host library branches to over 3,200 youths in the community. Of the total participants, 1,059 were unduplicated clients, of which 560 (52.9%) reported they were from low-to-moderate income households	



U.S. Department of Housing and Urban Development
 Office of Community Planning and Development
 Integrated Disbursement and Information System
 CDBG Activity Summary Report (GPR) for Program Year 2021
 SAN DIEGO

Date: 24-Sep-2022
 Time: 15:19
 Page: 142

PGM Year: 2020
Project: 0004 - ECONOMIC DEVELOPMENT
IDIS Activity: 7478 - ACCESS-MICROENTERPRISE PROGRAM-21
Status: Open
Location: 2612 Daniel Ave San Diego, CA 92111-5802
Objective: Create economic opportunities
Outcome: Availability/accessibility
Matrix Code: Micro-Enterprise Assistance (18C) **National Objective:** LMCMC

Activity to prevent, prepare for, and respond to Coronavirus: No

Initial Funding Date: 06/01/2021

Description:
 The Access Microenterprise Program provides LMI populations and young adults living within the City of San Diego with access to business training and technical sessions, mentoring and coaching, individual consultation sessions and business incubator services.

Financing

	Fund Type	Grant Year	Grant	Funded Amount	Drawn In Program Year	Drawn Thru Program Year
CDBG	EN	2018	B18MC060542	\$110,216.64	\$96,420.62	\$96,420.62
	PI			\$75,015.36	\$51,917.65	\$75,015.36
Total	Total			\$185,232.00	\$148,338.27	\$171,435.98

Proposed Accomplishments
 Businesses : 30

Actual Accomplishments

Number assisted:	Owner		Renter		Total		Person	
	Total	Hispanic	Total	Hispanic	Total	Hispanic	Total	Hispanic
White:	0	0	0	0	0	0	13	12
Black/African American:	0	0	0	0	0	0	5	2
Asian:	0	0	0	0	0	0	1	0
American Indian/Alaskan Native:	0	0	0	0	0	0	0	0
Native Hawaiian/Other Pacific Islander:	0	0	0	0	0	0	0	0
American Indian/Alaskan Native & White:	0	0	0	0	0	0	0	0
Asian White:	0	0	0	0	0	0	0	0
Black/African American & White:	0	0	0	0	0	0	0	0
American Indian/Alaskan Native & Black/African American:	0	0	0	0	0	0	0	0
Other multi-racial:	0	0	0	0	0	0	47	46
Asian/Pacific Islander:	0	0	0	0	0	0	0	0



U.S. Department of Housing and Urban Development
 Office of Community Planning and Development
 Integrated Disbursement and Information System
 CDBG Activity Summary Report (GPR) for Program Year 2021
 SAN DIEGO

Date: 24-Sep-2022
 Time: 15:19
 Page: 143

Hispanic:	0	0	0	0	0	0	0	0	0
Total:	0	0	0	0	0	0	0	66	60
Female-headed Households:	0		0		0				

Income Category:

	Owner	Renter	Total	Person
Extremely Low	0	0	0	54
Low Mod	0	0	0	11
Moderate	0	0	0	0
Non Low Moderate	0	0	0	1
Total	0	0	0	66
Percent Low/Mod				98.5%

Annual Accomplishments

Years	Accomplishment Narrative	# Benefitting
2020	Project has assisted 66 clients and 29 businesses have been assisted.	



U.S. Department of Housing and Urban Development
 Office of Community Planning and Development
 Integrated Disbursement and Information System
 CDBG Activity Summary Report (GPR) for Program Year 2021
 SAN DIEGO

Date: 24-Sep-2022
 Time: 15:19
 Page: 144

PGM Year: 2020
Project: 0004 - ECONOMIC DEVELOPMENT
IDIS Activity: 7479 - ACCION SD-MICROLENDING PROGRAM-21
Status: Completed 8/3/2021 12:00:00 AM
Location: 404 Euclid Ave Ste 271 Suite 271 San Diego, CA 92114-2222
Objective: Create economic opportunities
Outcome: Availability/accessibility
Matrix Code: Micro-Enterprise Assistance (18C) **National Objective:** LMCMC

Activity to prevent, prepare for, and respond to Coronavirus: No

Initial Funding Date: 02/22/2021

Description:

Financing

	Fund Type	Grant Year	Grant	Funded Amount	Drawn In Program Year	Drawn Thru Program Year
CDBG	EN	2019	B19MC060542	\$73,900.30	\$19,399.74	\$73,900.30
	PI			\$113,567.70	\$0.00	\$113,567.70
Total	Total			\$187,468.00	\$19,399.74	\$187,468.00

Proposed Accomplishments

Businesses : 50

Actual Accomplishments

Number assisted:

	Owner		Renter		Total		Person	
	Total	Hispanic	Total	Hispanic	Total	Hispanic	Total	Hispanic
White:	0	0	0	0	0	0	31	9
Black/African American:	0	0	0	0	0	0	6	1
Asian:	0	0	0	0	0	0	5	0
American Indian/Alaskan Native:	0	0	0	0	0	0	0	0
Native Hawaiian/Other Pacific Islander:	0	0	0	0	0	0	0	0
American Indian/Alaskan Native & White:	0	0	0	0	0	0	0	0
Asian White:	0	0	0	0	0	0	0	0
Black/African American & White:	0	0	0	0	0	0	0	0
American Indian/Alaskan Native & Black/African American:	0	0	0	0	0	0	0	0
Other multi-racial:	0	0	0	0	0	0	9	7
Asian/Pacific Islander:	0	0	0	0	0	0	0	0
Hispanic:	0	0	0	0	0	0	0	0
Total:	0	0	0	0	0	0	51	17



U.S. Department of Housing and Urban Development
 Office of Community Planning and Development
 Integrated Disbursement and Information System
 CDBG Activity Summary Report (GPR) for Program Year 2021
 SAN DIEGO

Date: 24-Sep-2022
 Time: 15:19
 Page: 145

Female-headed Households: 0 0 0

Income Category:

	Owner	Renter	Total	Person
Extremely Low	0	0	0	28
Low Mod	0	0	0	13
Moderate	0	0	0	10
Non Low Moderate	0	0	0	0
Total	0	0	0	51
Percent Low/Mod				100.0%

Annual Accomplishments

Years	Accomplishment Narrative	# Benefitting
2020	<p>For Fiscal Year 2021 closeout report, 51 businesses have been assisted. In FY 2021 (July 2020 to June 2021), Accessity (formerly Accion San Diego) completed the following per the CDBG agreement:</p> <p>Technical Assistance: Accessity provided technical assistance to 51 clients, 48 of which received loans between \$300 and \$100,000. All FY21 clients are LMI City of SD residents/businesses.</p> <p>Client Data Monitoring: Program data on 51 clients was captured during the loan application process in FY21. Data monitoring continues for these 51 LMI clients reported to CDBG FY21 and for the 37 LMI active City of SD clients reported under prior years' CDBG contracts.</p> <p>Workshops: 0 FY21 CDBG clients attended Accessity educational workshops in the City of SD. FY21 CDBG client participation at these workshops was tracked, but costs to conduct these workshops were not charged to CDBG.</p> <p>The above CDBG-paid activities supported additional client benefits:</p> <p>During FY21, Accessity participated in 86 educational presentations, small business events, and workshops within the City of San Diego in conjunction with various business associations, task forces, and banking partners to support small business owners with resources and education.</p> <p>Loan application assistance and wrap-around support: 621 applicants received wrap-around support from staff. These clients received practical business and financial planning skills.</p> <p>The 48 loans to FY21 CDBG clients maintained 105 jobs and created 3 jobs, 108 jobs in all which benefited City of San Diego communities.</p> <p>Accessity also received \$351,996 in Paycheck Protection Program funds in 2020. There was no commingling of PPP and CDBG funds for expenses that were submitted for CDBG reimbursement.</p>	



U.S. Department of Housing and Urban Development
 Office of Community Planning and Development
 Integrated Disbursement and Information System
 CDBG Activity Summary Report (GPR) for Program Year 2021
 SAN DIEGO

Date: 24-Sep-2022
 Time: 15:19
 Page: 146

PGM Year: 2020
Project: 0004 - ECONOMIC DEVELOPMENT
IDIS Activity: 7480 - CHCDC-MICROENTERPRISE SUCCESS PROJECT-21
Status: Completed 9/21/2021 12:00:00 AM
Location: 4001 El Cajon Blvd San Diego, CA 92105-1110
Objective: Create economic opportunities
Outcome: Availability/accessibility
Matrix Code: Micro-Enterprise Assistance (18C) **National Objective:** LMCMC

Activity to prevent, prepare for, and respond to Coronavirus: No

Initial Funding Date: 02/22/2021

Description:

Financing

	Fund Type	Grant Year	Grant	Funded Amount	Drawn In Program Year	Drawn Thru Program Year
CDBG	EN	2020	B20MC060542	\$53,579.75	\$27,140.23	\$53,579.75
	PI			\$52,137.54	\$0.00	\$52,137.54
Total	Total			\$105,717.29	\$27,140.23	\$105,717.29

Proposed Accomplishments

Businesses : 24

Actual Accomplishments

Number assisted:

	Owner		Renter		Total		Person	
	Total	Hispanic	Total	Hispanic	Total	Hispanic	Total	Hispanic
White:	0	0	0	0	0	0	5	2
Black/African American:	0	0	0	0	0	0	3	1
Asian:	0	0	0	0	0	0	11	0
American Indian/Alaskan Native:	0	0	0	0	0	0	0	0
Native Hawaiian/Other Pacific Islander:	0	0	0	0	0	0	0	0
American Indian/Alaskan Native & White:	0	0	0	0	0	0	0	0
Asian White:	0	0	0	0	0	0	0	0
Black/African American & White:	0	0	0	0	0	0	0	0
American Indian/Alaskan Native & Black/African American:	0	0	0	0	0	0	0	0
Other multi-racial:	0	0	0	0	0	0	6	6
Asian/Pacific Islander:	0	0	0	0	0	0	0	0
Hispanic:	0	0	0	0	0	0	0	0
Total:	0	0	0	0	0	0	25	9



U.S. Department of Housing and Urban Development
 Office of Community Planning and Development
 Integrated Disbursement and Information System
 CDBG Activity Summary Report (GPR) for Program Year 2021
 SAN DIEGO

Date: 24-Sep-2022
 Time: 15:19
 Page: 147

Female-headed Households: 0 0 0

Income Category:

	Owner	Renter	Total	Person
Extremely Low	0	0	0	11
Low Mod	0	0	0	8
Moderate	0	0	0	6
Non Low Moderate	0	0	0	0
Total	0	0	0	25
Percent Low/Mod				100.0%

Annual Accomplishments

Years	Accomplishment Narrative	# Benefitting
2020	For fiscal year 2021 closeout report, 24 businesses were assisted but 25 business clients were assisted. Conducted outreach to local businesses and community partners. Outreach was done through emails and phone calls to inform potential businesses about the Micro Enterprise Success program. Outreach was also completed by meeting individual business owners and explaining to them the process of how they can benefit by receiving free technical assistance for new business startup and business expansion. One-on-one meeting was made to some businesses during this period and which social distancing was being maintained along with the usage of mask. While doing outreach, we also conducted relief and recovery efforts to distribute resources to keep our businesses afloat during this time.	



U.S. Department of Housing and Urban Development
 Office of Community Planning and Development
 Integrated Disbursement and Information System
 CDBG Activity Summary Report (GPR) for Program Year 2021
 SAN DIEGO

Date: 24-Sep-2022
 Time: 15:19
 Page: 148

PGM Year: 2020
Project: 0004 - ECONOMIC DEVELOPMENT
IDIS Activity: 7481 - HORN OF AFRICA-SD MICROENTERPRISE-21
Status: Open
Location: 5296 University Ave Ste F Suite F San Diego, CA 92105-2269
Objective: Create economic opportunities
Outcome: Availability/accessibility
Matrix Code: Micro-Enterprise Assistance (18C) **National Objective:** LMCMC

Activity to prevent, prepare for, and respond to Coronavirus: No

Initial Funding Date: 04/15/2021

Description:
 The San Diego Microenterprise Program will assist LMI immigrant and refugee individuals with limited job skills in the City Heights area with preparation and completion of a State of California approved training and certification process for licensed daycare providers and also provide guidance to successfully establish a viable daycare business.

Financing

	Fund Type	Grant Year	Grant	Funded Amount	Drawn In Program Year	Drawn Thru Program Year
CDBG	EN	2020	B20MC060542	\$101,594.85	\$34,093.79	\$101,594.85
	PI			\$101,363.15	\$0.00	\$101,363.15
Total	Total			\$202,958.00	\$34,093.79	\$202,958.00

Proposed Accomplishments

Businesses : 30

Actual Accomplishments

Number assisted:

	Owner		Renter		Total		Person	
	Total	Hispanic	Total	Hispanic	Total	Hispanic	Total	Hispanic
White:	0	0	0	0	0	0	6	0
Black/African American:	0	0	0	0	0	0	55	0
Asian:	0	0	0	0	0	0	0	0
American Indian/Alaskan Native:	0	0	0	0	0	0	0	0
Native Hawaiian/Other Pacific Islander:	0	0	0	0	0	0	0	0
American Indian/Alaskan Native & White:	0	0	0	0	0	0	0	0
Asian White:	0	0	0	0	0	0	0	0
Black/African American & White:	0	0	0	0	0	0	0	0
American Indian/Alaskan Native & Black/African American:	0	0	0	0	0	0	0	0
Other multi-racial:	0	0	0	0	0	0	0	0
Asian/Pacific Islander:	0	0	0	0	0	0	0	0



U.S. Department of Housing and Urban Development
 Office of Community Planning and Development
 Integrated Disbursement and Information System
 CDBG Activity Summary Report (GPR) for Program Year 2021
 SAN DIEGO

Date: 24-Sep-2022
 Time: 15:19
 Page: 149

Hispanic:	0	0	0	0	0	0	0	0
Total:	0	0	0	0	0	0	61	0

Female-headed Households: 0 0 0

Income Category:

	Owner	Renter	Total	Person
Extremely Low	0	0	0	52
Low Mod	0	0	0	9
Moderate	0	0	0	0
Non Low Moderate	0	0	0	0
Total	0	0	0	61
Percent Low/Mod				100.0%

Annual Accomplishments

Years	Accomplishment Narrative	# Benefitting
-------	--------------------------	---------------

2020	<p>For fiscal year 2022 closeout, 61 clients were assisted and 22 businesses were assisted. The San Diego Microenterprise started on July 1, 2020 and has enrolled 61 unduplicated clients into the San Diego Micro-Enterprise. 55 of these clients were women. We conducted 12 Micro-Enterprise training sessions for groups. Of the 61 clients, 61 completed the training. The Completion of this training results in licensure and certification that establishes participants as qualified professionals and licensed business owner/operators. The San Diego Microenterprise Project staff delivers services and helps participants navigate through this demanding process. We conducted a total of 372 one on one TA for the fiscal year. The Microenterprise Project was offered at no cost to participants. All participants may also be provided with direct access to Horn of Africa Community's additional services at no cost. A total of 22 new or expanded businesses were established. All participants met the HUD income guidelines provided by the City of San Diego. All 22 of the businesses created were minority owned and women owned. The biggest challenge the program faced has been Covid-19. Before Covid hit the City of San Diego on February 2020 and didn't really quite go away as of the end of fiscal year, we had many clients that were in the process of getting their license. After Covid-19 hit the City, we were forced to suspend our operations and work from home till late August when we began to open the office and assist clients through appointments only. The State of California, which issues these licenses are also impacted as they have closed their offices which did orientations and scheduled home inspections. As a result, the 22 businesses created under these circumstances has really been a success when our original goal was 30 businesses created or expanded.</p>	
------	--	--

Horn of Africa received \$62,500 in PPP funds from US Small Business Administration. CDBG funds were used to pay partially for wages or salaries of CDBG staff. PPP were used to cover the Executive Director's Salary and other office expenses. no commingling of PPP and CDBG funds occurred for expenses that were claimed for CDBG reimbursement.



U.S. Department of Housing and Urban Development
 Office of Community Planning and Development
 Integrated Disbursement and Information System
 CDBG Activity Summary Report (GPR) for Program Year 2021
 SAN DIEGO

Date: 24-Sep-2022
 Time: 15:19
 Page: 150

PGM Year: 2020
Project: 0004 - ECONOMIC DEVELOPMENT
IDIS Activity: 7482 - IRC-PROJECT LEAP-21
Status: Completed 3/14/2022 12:00:00 AM
Location: 5348 University Ave Ste 205 San Diego, CA 92105-8025
Objective: Create economic opportunities
Outcome: Availability/accessibility
Matrix Code: Micro-Enterprise Assistance (18C) **National Objective:** LMCMC

Activity to prevent, prepare for, and respond to Coronavirus: No

Initial Funding Date: 02/22/2021

Description:

Financing

	Fund Type	Grant Year	Grant	Funded Amount	Drawn In Program Year	Drawn Thru Program Year
CDBG	EN	2020	B20MC060542	\$87,984.83	\$58,629.56	\$87,984.83
	PI			\$100,002.48	\$0.00	\$100,002.48
Total	Total			\$187,987.31	\$58,629.56	\$187,987.31

Proposed Accomplishments

Businesses : 47

Actual Accomplishments

Number assisted:

	Owner		Renter		Total		Person	
	Total	Hispanic	Total	Hispanic	Total	Hispanic	Total	Hispanic
White:	0	0	0	0	0	0	19	11
Black/African American:	0	0	0	0	0	0	30	3
Asian:	0	0	0	0	0	0	10	0
American Indian/Alaskan Native:	0	0	0	0	0	0	1	0
Native Hawaiian/Other Pacific Islander:	0	0	0	0	0	0	0	0
American Indian/Alaskan Native & White:	0	0	0	0	0	0	0	0
Asian White:	0	0	0	0	0	0	0	0
Black/African American & White:	0	0	0	0	0	0	0	0
American Indian/Alaskan Native & Black/African American:	0	0	0	0	0	0	0	0
Other multi-racial:	0	0	0	0	0	0	7	5
Asian/Pacific Islander:	0	0	0	0	0	0	0	0
Hispanic:	0	0	0	0	0	0	0	0
Total:	0	0	0	0	0	0	67	19



U.S. Department of Housing and Urban Development
 Office of Community Planning and Development
 Integrated Disbursement and Information System
 CDBG Activity Summary Report (GPR) for Program Year 2021
 SAN DIEGO

Date: 24-Sep-2022
 Time: 15:19
 Page: 151

Female-headed Households: 0 0 0

Income Category:

	Owner	Renter	Total	Person
Extremely Low	0	0	0	43
Low Mod	0	0	0	19
Moderate	0	0	0	5
Non Low Moderate	0	0	0	0
Total	0	0	0	67
Percent Low/Mod				100.0%

Annual Accomplishments

Years	Accomplishment Narrative	# Benefitting
2020	For fiscal year 2021 year end, 67 clients and 46 businesses have been assisted. Due to COVID related delays, project will continue into fiscal year 2022.	
2021	For fiscal year 2022 closeout, an additional 16 clients and 4 businesses were assisted for a total of 83 clients and 50 businesses over the contract period. Through CDBG funds, we were able to host a series of events, provide 1:1 business advising and provide access to capital, primarily in terms of COVID-19 financial relief. The majority of this year was focused on responding to the pandemic in a variety of ways. This first included a Resiliency Bootcamp, which focused on digital literacy, financial literacy, and strengthening online presence. Clients who participated in this were then better prepared to pivot their business (ex online sales) and to apply to COVID-19 relief funding given that they had sound financial records. Furthermore, we were able to help businesses access COVID-19 relief through local, state, federal and private funding. On a local level, we helped businesses citywide apply for both the City and County small business relief funds. We were able to assist with applications for the California Relief Grant, Economic Injury Disaster Loan and the Paycheck Protection Program (PPP) along with PPP Forgiveness. This funding was a lifeline for businesses to remain open so that they could pivot for the upcoming year to deal with COVID-19. We were also able to partner with the San Diego Chamber of Commerce and the State of CA to distribute PPE equipment to small business owners. We were also able to continue training events such as our Business Women in Action Program, Cottage Food Operations Cohorts, and STEPS Childcare Programs. These programs served primarily women, and either strengthened or helped them to start their business despite there being a pandemic.	



U.S. Department of Housing and Urban Development
 Office of Community Planning and Development
 Integrated Disbursement and Information System
 CDBG Activity Summary Report (GPR) for Program Year 2021
 SAN DIEGO

Date: 24-Sep-2022
 Time: 15:19
 Page: 152

PGM Year: 2020
Project: 0004 - ECONOMIC DEVELOPMENT
IDIS Activity: 7483 - KAREN ORG-REFUGEE MICROENTERPRISE SUPPORT-21

Status: Completed 9/17/2021 12:00:00 AM **Objective:** Create economic opportunities
Location: 5354 University Ave Suite 1 San Diego, CA 92105-2204 **Outcome:** Availability/accessibility
Matrix Code: Micro-Enterprise Assistance (18C) **National Objective:** LMCMC

Activity to prevent, prepare for, and respond to Coronavirus: No

Initial Funding Date: 02/22/2021

Description:

Financing

	Fund Type	Grant Year	Grant	Funded Amount	Drawn In Program Year	Drawn Thru Program Year
CDBG	EN	2020	B20MC060542	\$20,032.69	\$5,550.01	\$20,032.69
	PI			\$29,967.31	\$0.00	\$29,967.31
Total	Total			\$50,000.00	\$5,550.01	\$50,000.00

Proposed Accomplishments

Businesses : 6

Actual Accomplishments

Number assisted:

	Owner		Renter		Total		Person	
	Total	Hispanic	Total	Hispanic	Total	Hispanic	Total	Hispanic
White:	0	0	0	0	0	0		0
Black/African American:	0	0	0	0	0	0	0	0
Asian:	0	0	0	0	0	0	9	0
American Indian/Alaskan Native:	0	0	0	0	0	0	0	0
Native Hawaiian/Other Pacific Islander:	0	0	0	0	0	0	0	0
American Indian/Alaskan Native & White:	0	0	0	0	0	0	0	0
Asian White:	0	0	0	0	0	0	0	0
Black/African American & White:	0	0	0	0	0	0	0	0
American Indian/Alaskan Native & Black/African American:	0	0	0	0	0	0	0	0
Other multi-racial:	0	0	0	0	0	0	0	0
Asian/Pacific Islander:	0	0	0	0	0	0	0	0
Hispanic:	0	0	0	0	0	0	0	0
Total:	0	0	0	0	0	0	9	0



U.S. Department of Housing and Urban Development
 Office of Community Planning and Development
 Integrated Disbursement and Information System
 CDBG Activity Summary Report (GPR) for Program Year 2021
 SAN DIEGO

Date: 24-Sep-2022
 Time: 15:19
 Page: 153

Female-headed Households: 0 0 0

Income Category:

	Owner	Renter	Total	Person
Extremely Low	0	0	0	6
Low Mod	0	0	0	3
Moderate	0	0	0	0
Non Low Moderate	0	0	0	0
Total	0	0	0	9
Percent Low/Mod				100.0%

Annual Accomplishments

Years	Accomplishment Narrative	# Benefiting
-------	--------------------------	--------------

2020	<p>For fiscal year 2021 closeout, 9 business clients were assisted and 4 businesses were assisted. The main CDBG-paid activities include: (1) individual business counseling for new and expanded businesses owned by refugees/ former refugees from Burma, (2) pre-microenterprise and micro-enterprise workshops, and (3) microenterprise resource center. Due to the COVID-19 pandemic, KOSD needed to make several changes in the ways to deliver the project activities and target numbers for these project components. Since March 2020, KOSD has not been able to provide the same face-to-face support to its clients. Over the past 10 years, KOSD's direct services were delivered only by face-to-face individual or group meetings because the majority of refugees from Burma in San Diego have both extremely limited English language proficiency and computer literacy. Even so, KOSD was able to establish its Community Helpline with 6 different phone numbers right after the KOSD office was closed in March 2020, and KOSD continued to offer individual business counseling and micro-enterprise workshops using phone calls, video calls, and zoom.</p>	
------	--	--

Even with this difficult situation, KOSD was able to serve 4 unduplicated small business owners through individual technical assistance. Originally, KOSD was planning to serve 6 business owners. However, two of them were not residents of the City of San Diego and was not able to receive CDBG-paid services. Also, 9 City of San Diego residents were able to receive individual business counseling and 19 residents attended KOSD's pre-microenterprise and microenterprise workshops offered virtually. Some of the main technical assistance services KOSD business counselors provided were: PPP loan forgiveness applications, State of California's Small Business Relief Grant applications and follow-ups, Sales tax return assistance, and navigation through the California and San Diego County's business reopening plan and COVID safety protocol. All 4 small business owners received at least one financial relief grants with the technical assistance provided by the KOSD's business counselors and were able to keep their businesses even with some decreased business revenues. Using donated (and some purchased using non-CDBG funds) PPE items, KOSD provided more than 50 care boxes to the CDBG program participants and helped their businesses to keep running while making sure employees and customers safety. KOSD's Microenterprise Resource Center was only accessible with appointments throughout the entire CDBG project year.

KOSD received PPP funds on May 8, 2020. The amount of PPP funds was \$36,787. KOSD assures that no commingling of PPP and CDBG funds took place and PPP funds weren't used to cover any expenses that CDBG funds had already covered.



U.S. Department of Housing and Urban Development
 Office of Community Planning and Development
 Integrated Disbursement and Information System
 CDBG Activity Summary Report (GPR) for Program Year 2021
 SAN DIEGO

Date: 24-Sep-2022
 Time: 15:19
 Page: 154

PGM Year: 2020
Project: 0004 - ECONOMIC DEVELOPMENT
IDIS Activity: 7484 - LHCD-C-MICROENTERPRISE TRAINING AND DEV-21
Status: Open
Location: 3040 Imperial Ave San Diego, CA 92102-4128
Objective: Create economic opportunities
Outcome: Availability/accessibility
Matrix Code: Micro-Enterprise Assistance (18C) **National Objective:** LMCMC

Activity to prevent, prepare for, and respond to Coronavirus: No

Initial Funding Date: 06/01/2021

Description:

The MicroEnterprise Training and Development project will provide training, technical assistance, and market opportunities to LMI residents of Greater Logan Heights, who are interested in starting their own business.

Financing

	Fund Type	Grant Year	Grant	Funded Amount	Drawn In Program Year	Drawn Thru Program Year
CDBG	EN	2019	B19MC060542	\$54,737.15	\$10,592.36	\$10,592.36
	PI			\$27,262.85	\$11,576.02	\$27,262.85
Total	Total			\$82,000.00	\$22,168.38	\$37,855.21

Proposed Accomplishments

Businesses : 25

Actual Accomplishments

Number assisted:

	Owner		Renter		Total		Person	
	Total	Hispanic	Total	Hispanic	Total	Hispanic	Total	Hispanic
White:	0	0	0	0	0	0	5	5
Black/African American:	0	0	0	0	0	0	4	0
Asian:	0	0	0	0	0	0	0	0
American Indian/Alaskan Native:	0	0	0	0	0	0	0	0
Native Hawaiian/Other Pacific Islander:	0	0	0	0	0	0	0	0
American Indian/Alaskan Native & White:	0	0	0	0	0	0	0	0
Asian White:	0	0	0	0	0	0	0	0
Black/African American & White:	0	0	0	0	0	0	0	0
American Indian/Alaskan Native & Black/African American:	0	0	0	0	0	0	0	0
Other multi-racial:	0	0	0	0	0	0	7	0
Asian/Pacific Islander:	0	0	0	0	0	0	0	0



U.S. Department of Housing and Urban Development
 Office of Community Planning and Development
 Integrated Disbursement and Information System
 CDBG Activity Summary Report (GPR) for Program Year 2021
 SAN DIEGO

Date: 24-Sep-2022
 Time: 15:19
 Page: 155

Hispanic:	0	0	0	0	0	0	0	0	0
Total:	0	0	0	0	0	0	0	16	5

Female-headed Households: 0 0 0 0

Income Category:

	Owner	Renter	Total	Person
Extremely Low	0	0	0	4
Low Mod	0	0	0	1
Moderate	0	0	0	1
Non Low Moderate	0	0	0	10
Total	0	0	0	16
Percent Low/Mod				37.5%

Annual Accomplishments

Years	Accomplishment Narrative	# Benefitting
2020	For fiscal year 2021 year end, 16 clients have been assisted. Due to COVID related delays, project will continue into fiscal year 2022.	



U.S. Department of Housing and Urban Development
 Office of Community Planning and Development
 Integrated Disbursement and Information System
 CDBG Activity Summary Report (GPR) for Program Year 2021
 SAN DIEGO

Date: 24-Sep-2022
 Time: 15:19
 Page: 156

PGM Year: 2020
Project: 0004 - ECONOMIC DEVELOPMENT
IDIS Activity: 7485 - MISSION EDGE-CITY SAIL-21
Status: Open
Location: 2820 Roosevelt Rd Ste 105 San Diego, CA 92106-6146
Objective: Create economic opportunities
Outcome: Availability/accessibility
Matrix Code: Micro-Enterprise Assistance (18C) **National Objective:** LMCMC

Activity to prevent, prepare for, and respond to Coronavirus: No

Initial Funding Date: 04/15/2021

Description:

The City SAIL project will utilize technical assistance, mentorship sessions, and module workshops to assist LMI individuals within the City of San Diego to establish or expand their microenterprise.

Financing

	Fund Type	Grant Year	Grant	Funded Amount	Drawn In Program Year	Drawn Thru Program Year
CDBG	EN	2020	B20MC060542	\$90,578.62	\$0.00	\$90,578.62
	PI			\$111,031.07	\$0.00	\$111,031.07
Total	Total			\$201,609.69	\$0.00	\$201,609.69

Proposed Accomplishments

Businesses : 20

Actual Accomplishments

Number assisted:

	Owner		Renter		Total		Person	
	Total	Hispanic	Total	Hispanic	Total	Hispanic	Total	Hispanic
White:	0	0	0	0	0	0	15	3
Black/African American:	0	0	0	0	0	0	4	0
Asian:	0	0	0	0	0	0	2	0
American Indian/Alaskan Native:	0	0	0	0	0	0	0	0
Native Hawaiian/Other Pacific Islander:	0	0	0	0	0	0	0	0
American Indian/Alaskan Native & White:	0	0	0	0	0	0	0	0
Asian White:	0	0	0	0	0	0	0	0
Black/African American & White:	0	0	0	0	0	0	0	0
American Indian/Alaskan Native & Black/African American:	0	0	0	0	0	0	0	0
Other multi-racial:	0	0	0	0	0	0	0	0
Asian/Pacific Islander:	0	0	0	0	0	0	0	0



U.S. Department of Housing and Urban Development
 Office of Community Planning and Development
 Integrated Disbursement and Information System
 CDBG Activity Summary Report (GPR) for Program Year 2021
 SAN DIEGO

Date: 24-Sep-2022
 Time: 15:19
 Page: 157

Hispanic:	0	0	0	0	0	0	0	0	0
Total:	0	0	0	0	0	0	0	21	3

Female-headed Households: 0 0 0 0

Income Category:

	Owner	Renter	Total	Person
Extremely Low	0	0	0	8
Low Mod	0	0	0	12
Moderate	0	0	0	1
Non Low Moderate	0	0	0	0
Total	0	0	0	21
Percent Low/Mod	100.0%			

Annual Accomplishments

Years	Accomplishment Narrative	# Benefitting
2020	<p>For fiscal year 2022 closeout report, 11 businesses were assisted and a total of 21 businesses clients were assisted. During fiscal year 2021 (FY21), Mission Edge received 28 applications and accepted 19 organizations for the Fall 2020 and Spring 2021 City SAIL Program. Our applicant pool continues to grow and during the spring cohort we saw a noticeable increase in quality applications. Due to COVID-19, all sessions during FY21 were virtual. For the Spring 2021 (S-21) cohort, our mentors came from our personal networks, with a few returning mentors and a few new mentors. We received great feedback from participants about their mentors, most notably that their help was targeted, specific, and much needed. During the Fall 2020 (F-20) and S-21, we completed five learning modules over the course of 10-12 weeks. S-21 saw a particularly amazing pool of organizations, three of which advanced to a final round of pitch deck judging. One team, MAKE Projects, was chosen by three non-Mission Edge judges to receive a prize of \$2,500 as a result of their pitch and mission. We continue to support the organizations as part of our Impact Lab through on-going strategy sessions. In these meetings, we discuss where each organization leader is in their entrepreneurial journey and help them continue to assess their ideas. We aim to provide long-term support to each organization to ensure they are well-equipped to fulfill their missions.</p>	



U.S. Department of Housing and Urban Development
 Office of Community Planning and Development
 Integrated Disbursement and Information System
 CDBG Activity Summary Report (GPR) for Program Year 2021
 SAN DIEGO

Date: 24-Sep-2022
 Time: 15:19
 Page: 158

PGM Year: 2020
Project: 0004 - ECONOMIC DEVELOPMENT
IDIS Activity: 7486 - PAVING GREAT FUTURES-DEVELOP LMI ENTREPRENEURS-21
Status: Completed 11/3/2021 12:00:00 AM **Objective:** Create economic opportunities
Location: 7733 Palm St Ste 213 Lemon Grove, CA 91945-2968 **Outcome:** Availability/accessibility
Matrix Code: Micro-Enterprise Assistance (18C) **National Objective:** LMCMC

Activity to prevent, prepare for, and respond to Coronavirus: No

Initial Funding Date: 02/22/2021

Description:

Financing

	Fund Type	Grant Year	Grant	Funded Amount	Drawn In Program Year	Drawn Thru Program Year
CDBG	EN	2019	B19MC060542	\$54,362.19	\$19,362.66	\$54,362.19
	PI			\$45,637.68	\$0.00	\$45,637.68
Total	Total			\$99,999.87	\$19,362.66	\$99,999.87

Proposed Accomplishments

Businesses : 3

Actual Accomplishments

Number assisted:

	Owner		Renter		Total		Person	
	Total	Hispanic	Total	Hispanic	Total	Hispanic	Total	Hispanic
White:	0	0	0	0	0	0	13	0
Black/African American:	0	0	0	0	0	0	84	2
Asian:	0	0	0	0	0	0	1	0
American Indian/Alaskan Native:	0	0	0	0	0	0	0	0
Native Hawaiian/Other Pacific Islander:	0	0	0	0	0	0	1	0
American Indian/Alaskan Native & White:	0	0	0	0	0	0	0	0
Asian White:	0	0	0	0	0	0	1	0
Black/African American & White:	0	0	0	0	0	0	8	0
American Indian/Alaskan Native & Black/African American:	0	0	0	0	0	0	0	0
Other multi-racial:	0	0	0	0	0	0	6	2
Asian/Pacific Islander:	0	0	0	0	0	0	0	0
Hispanic:	0	0	0	0	0	0	0	0
Total:	0	0	0	0	0	0	114	4



U.S. Department of Housing and Urban Development
 Office of Community Planning and Development
 Integrated Disbursement and Information System
 CDBG Activity Summary Report (GPR) for Program Year 2021
 SAN DIEGO

Date: 24-Sep-2022
 Time: 15:19
 Page: 159

Female-headed Households: 0 0 0

Income Category:

	Owner	Renter	Total	Person
Extremely Low	0	0	0	14
Low Mod	0	0	0	60
Moderate	0	0	0	40
Non Low Moderate	0	0	0	0
Total	0	0	0	114
Percent Low/Mod				100.0%

Annual Accomplishments

Years	Accomplishment Narrative	# Benefitting
2020	For fiscal year 2021 year end, project has assisted 114 clients and 3 businesses. Due to COVID related delays, project will continue into fiscal year 2022.	
2021	<p>For fiscal year 2021 closeout, 114 business clients were assisted and 3 businesses were assisted. During this implementation period organization conducted four business development workshops once per quarter that focused on advanced business development to help prepare participants to market, operate and grown their business ventures. Twelve online Financial Literacy workshops were also held that focused on how to manage participant's business finances, acquire funding, managing investments, as well as building a financial plan and retirement. Through monthly one-on-one mentorship, participants were able to develop comprehensive business plans, increase their knowledge and capacity of business finance, staffing and other business operation issues, as well as acquire the necessary registrations and licenses for their businesses. All of these educational sessions and workshops combined enabled participants to successfully develop their businesses with a strong foundation and knowledge of how to properly maintain business financials such as income and expense reports, budgets, record keeping and growth plans. Participants also learned about business compliance and how to remain in compliance with all necessary licenses, permits, insurances, and state and federal tax requirements. Since the conclusion of the program, organization has managed to stay in contact with participants and are very proud to see that they have been able to implement what they have learned through workshops and mentorship. As a result, all three businesses are successfully up and running and have begun to establish their own clientele and presence in their prospective industries.</p> <p>One of the participants has utilized the financial education she received to secure local funding in the amount of \$125,000 to help promote and grow her business. Not only is she confident that she has the proper tools to allocate her newly acquired funding but also the knowledge and skills to make sure that money is invested in areas that will allow her business to continue to thrive. Organization has also made a commitment to continue to mentor participants outside of this program to ensure success and continued growth. Paving Great Futures received \$70,000 in PPP funding during this year, however there was no commingling of PPP and CDBG funds for any of the expenses that were claimed for CDBG reimbursements.</p>	



U.S. Department of Housing and Urban Development
 Office of Community Planning and Development
 Integrated Disbursement and Information System
 CDBG Activity Summary Report (GPR) for Program Year 2021
 SAN DIEGO

Date: 24-Sep-2022
 Time: 15:19
 Page: 160

PGM Year: 2020
Project: 0004 - ECONOMIC DEVELOPMENT
IDIS Activity: 7487 - SOMALI FAMILY SD-MICROENTERPRISE PROGRAM-21
Status: Open **Objective:** Create economic opportunities
Location: 5348 University Ave Ste 203 San Diego, CA 92105-8025 **Outcome:** Availability/accessibility
Matrix Code: Micro-Enterprise Assistance (18C) **National Objective:** LMCMC

Activity to prevent, prepare for, and respond to Coronavirus: No

Initial Funding Date: 04/15/2021

Description:
 The SFS Microenterprise Program aims to create economic opportunity by providing training and technical assistance to eligible LMI East African refugees and immigrants in City Heights to establish or expand microenterprise businesses in the City of San Diego.

Financing

	Fund Type	Grant Year	Grant	Funded Amount	Drawn In Program Year	Drawn Thru Program Year
CDBG	EN	2020	B20MC060542	\$114,304.96	\$64,651.49	\$95,575.25
	PI			\$79,418.04	\$0.00	\$79,418.04
Total	Total			\$193,723.00	\$64,651.49	\$174,993.29

Proposed Accomplishments

Businesses : 30

Actual Accomplishments

Number assisted:

	Owner		Renter		Total		Person	
	Total	Hispanic	Total	Hispanic	Total	Hispanic	Total	Hispanic
White:	0	0	0	0	0	0		0
Black/African American:	0	0	0	0	0	0	16	0
Asian:	0	0	0	0	0	0	0	0
American Indian/Alaskan Native:	0	0	0	0	0	0	0	0
Native Hawaiian/Other Pacific Islander:	0	0	0	0	0	0	0	0
American Indian/Alaskan Native & White:	0	0	0	0	0	0	0	0
Asian White:	0	0	0	0	0	0	0	0
Black/African American & White:	0	0	0	0	0	0	0	0
American Indian/Alaskan Native & Black/African American:	0	0	0	0	0	0	0	0
Other multi-racial:	0	0	0	0	0	0	1	0
Asian/Pacific Islander:	0	0	0	0	0	0	0	0



U.S. Department of Housing and Urban Development
 Office of Community Planning and Development
 Integrated Disbursement and Information System
 CDBG Activity Summary Report (GPR) for Program Year 2021
 SAN DIEGO

Date: 24-Sep-2022
 Time: 15:19
 Page: 161

Hispanic:	0	0	0	0	0	0	0	0	0
Total:	0	0	0	0	0	0	0	17	0
Female-headed Households:	0		0		0				

Income Category:

	Owner	Renter	Total	Person
Extremely Low	0	0	0	13
Low Mod	0	0	0	4
Moderate	0	0	0	0
Non Low Moderate	0	0	0	0
Total	0	0	0	17
Percent Low/Mod				100.0%

Annual Accomplishments

Years	Accomplishment Narrative	# Benefitting
2020	For fiscal year 2021 year end, 17 clients and 3 businesses have been assisted. Due to COVID related delays, project will continue into fy 2022.	



U.S. Department of Housing and Urban Development
 Office of Community Planning and Development
 Integrated Disbursement and Information System
 CDBG Activity Summary Report (GPR) for Program Year 2021
 SAN DIEGO

Date: 24-Sep-2022
 Time: 15:19
 Page: 162

PGM Year: 2020
Project: 0006 - AFFORDABLE HOUSING AND RESIDENTIAL REHABILITATION

IDIS Activity: 7488 - CHICANO FED-HAW 1-21

Status: Open
Location: 3051 Hawthorn St San Diego, CA 92104-5534

Objective: Provide decent affordable housing
Outcome: Affordability
Matrix Code: Rehab; Multi-Unit Residential (14B) **National Objective:** LMH

Activity to prevent, prepare for, and respond to Coronavirus: No

Initial Funding Date: 04/15/2021

Description:

The Haw 1 Rehabilitation project will renovate an aging two-story structure that was built in 1960 with 13 living units for families. ADA living unit accessibility upgrades will be made, such as installing entrance ramps; installing grab bars around commodes and showers; making sure that the top of toilet seat meets the required height from the floor; installing a drain line under lavatory sink either wrapped or insulated; making space for wheelchair maneuverability; and making sure that there is ADA access from the street. Health and safety improvements will also be made, such as installing exterior access stairs; replacing windows with new hardware; roof replacement with associated rigid insulation; wood repair and rain gutters and downspouts; replacing Cantilever deck guard rails and stair rails to meet current safety codes and associated concrete repairs; installing a solar water heating system; and demolishing the existing heating unit.

Financing

	Fund Type	Grant Year	Grant	Funded Amount	Drawn In Program Year	Drawn Thru Program Year
CDBG	EN	2020	B20MC060542	\$252,844.02	\$3,640.00	\$5,018.00
	PI			\$20,855.98	\$9,344.98	\$20,855.98
Total	Total			\$273,700.00	\$12,984.98	\$25,873.98

Proposed Accomplishments

Housing Units : 13

Actual Accomplishments

Number assisted:

	Owner		Renter		Total		Person	
	Total	Hispanic	Total	Hispanic	Total	Hispanic	Total	Hispanic
White:	0	0	0	0	0	0		0
Black/African American:	0	0	0	0	0	0	0	0
Asian:	0	0	0	0	0	0	0	0
American Indian/Alaskan Native:	0	0	0	0	0	0	0	0
Native Hawaiian/Other Pacific Islander:	0	0	0	0	0	0	0	0
American Indian/Alaskan Native & White:	0	0	0	0	0	0	0	0
Asian White:	0	0	0	0	0	0	0	0
Black/African American & White:	0	0	0	0	0	0	0	0



U.S. Department of Housing and Urban Development
 Office of Community Planning and Development
 Integrated Disbursement and Information System
 CDBG Activity Summary Report (GPR) for Program Year 2021
 SAN DIEGO

Date: 24-Sep-2022
 Time: 15:19
 Page: 163

American Indian/Alaskan Native & Black/African American:	0	0	0	0	0	0	0	0
Other multi-racial:	0	0	0	0	0	0	0	0
Asian/Pacific Islander:	0	0	0	0	0	0	0	0
Hispanic:	0	0	0	0	0	0	0	0
Total:	0	0	0	0	0	0	0	0
Female-headed Households:	0		0		0			

Income Category:

	Owner	Renter	Total	Person
Extremely Low	0	0	0	0
Low Mod	0	0	0	0
Moderate	0	0	0	0
Non Low Moderate	0	0	0	0
Total	0	0	0	0
Percent Low/Mod				

Annual Accomplishments

Years	Accomplishment Narrative	# Benefitting
2020	For fiscal year 2021 year end, construction is ongoing. Through June 30, Chicano Federation spent money on efforts to find a construction manager. Total spending was \$ 2,769 which resulted in us contracting with a well-qualified construction manager , additional spending began after June 30th and will increase materially through the end of year and into the next year. right now the architect is finishing the preliminary drawings for the building so we can then work on the scope of work.	



U.S. Department of Housing and Urban Development
 Office of Community Planning and Development
 Integrated Disbursement and Information System
 CDBG Activity Summary Report (GPR) for Program Year 2021
 SAN DIEGO

Date: 24-Sep-2022
 Time: 15:19
 Page: 164

PGM Year: 2020
Project: 0006 - AFFORDABLE HOUSING AND RESIDENTIAL REHABILITATION
IDIS Activity: 7490 - CITY SD-AFF HOUSING REVOLVING LOAN-21

Status: Canceled 3/1/2022 11:57:31 AM
Location: 1122 Broadway Ste 300 San Diego, CA 92101-5629
Objective: Create suitable living environments
Outcome: Availability/accessibility
Matrix Code: Homeownership Assistance-excluding Housing Counseling under 24 CFR 5.100 (13B)
National Objective: LMH

Activity to prevent, prepare for, and respond to Coronavirus: No

Initial Funding Date: 04/07/2021

Description:
 Affordable Housing Revolving Loan Fund (AHRLF) will be maintained to provide loans to implement a housing program rehabilitate affordable multifamily, rental housing units.

Financing
 No data returned for this view. This might be because the applied filter excludes all data.

Proposed Accomplishments

Households (General) : 25

Actual Accomplishments

Number assisted:

	Owner		Renter		Total		Person	
	Total	Hispanic	Total	Hispanic	Total	Hispanic	Total	Hispanic
White:	0	0	0	0	0	0		0
Black/African American:	0	0	0	0	0	0	0	0
Asian:	0	0	0	0	0	0	0	0
American Indian/Alaskan Native:	0	0	0	0	0	0	0	0
Native Hawaiian/Other Pacific Islander:	0	0	0	0	0	0	0	0
American Indian/Alaskan Native & White:	0	0	0	0	0	0	0	0
Asian White:	0	0	0	0	0	0	0	0
Black/African American & White:	0	0	0	0	0	0	0	0
American Indian/Alaskan Native & Black/African American:	0	0	0	0	0	0	0	0
Other multi-racial:	0	0	0	0	0	0	0	0



U.S. Department of Housing and Urban Development
 Office of Community Planning and Development
 Integrated Disbursement and Information System
 CDBG Activity Summary Report (GPR) for Program Year 2021
 SAN DIEGO

Date: 24-Sep-2022
 Time: 15:19
 Page: 165

Asian/Pacific Islander:	0	0	0	0	0	0	0	0
Hispanic:	0	0	0	0	0	0	0	0
Total:	0	0	0	0	0	0	0	0

Female-headed Households: 0 0 0 0

Income Category:

	Owner	Renter	Total	Person
Extremely Low	0	0	0	0
Low Mod	0	0	0	0
Moderate	0	0	0	0
Non Low Moderate	0	0	0	0
Total	0	0	0	0

Percent Low/Mod

Annual Accomplishments

No data returned for this view. This might be because the applied filter excludes all data.



U.S. Department of Housing and Urban Development
 Office of Community Planning and Development
 Integrated Disbursement and Information System
 CDBG Activity Summary Report (GPR) for Program Year 2021
 SAN DIEGO

Date: 24-Sep-2022
 Time: 15:19
 Page: 166

PGM Year: 2020
Project: 0007 - NONPROFIT FACILITY IMPROVEMENTS
IDIS Activity: 7491 - FHC-DIAMOND NEIGHBORHOODS FHC REMODEL-21
Status: Open **Objective:** Create suitable living environments
Location: 823 Gateway Center Way San Diego, CA 92102-4541 **Outcome:** Availability/accessibility
Matrix Code: Health Facilities (03P) **National Objective:** LMC

Activity to prevent, prepare for, and respond to Coronavirus: No

Initial Funding Date: 06/01/2021

Description:

The Diamond Neighborhoods FHC Remodel project will add seven (7) new exam rooms to the first floor of the Diamond Neighborhoods Family Health Center (DNFHC) through interior renovations to the clinic's Patient Services Representatives (PSR) stations and lobby.

Financing

	Fund Type	Grant Year	Grant	Funded Amount	Drawn In Program Year	Drawn Thru Program Year
CDBG	EN	2020	B20MC060542	\$555,829.81	\$126,011.20	\$126,011.20
	PI			\$60,941.19	\$60,941.19	\$60,941.19
Total	Total			\$616,771.00	\$186,952.39	\$186,952.39

Proposed Accomplishments

Public Facilities : 1

Actual Accomplishments

Number assisted:

	Owner		Renter		Total		Person	
	Total	Hispanic	Total	Hispanic	Total	Hispanic	Total	Hispanic
White:	0	0	0	0	0	0		0
Black/African American:	0	0	0	0	0	0	0	0
Asian:	0	0	0	0	0	0	0	0
American Indian/Alaskan Native:	0	0	0	0	0	0	0	0
Native Hawaiian/Other Pacific Islander:	0	0	0	0	0	0	0	0
American Indian/Alaskan Native & White:	0	0	0	0	0	0	0	0
Asian White:	0	0	0	0	0	0	0	0
Black/African American & White:	0	0	0	0	0	0	0	0
American Indian/Alaskan Native & Black/African American:	0	0	0	0	0	0	0	0
Other multi-racial:	0	0	0	0	0	0	0	0
Asian/Pacific Islander:	0	0	0	0	0	0	0	0



U.S. Department of Housing and Urban Development
 Office of Community Planning and Development
 Integrated Disbursement and Information System
 CDBG Activity Summary Report (GPR) for Program Year 2021
 SAN DIEGO

Date: 24-Sep-2022
 Time: 15:19
 Page: 167

Hispanic:	0	0	0	0	0	0	0	0
Total:	0	0	0	0	0	0	0	0

Female-headed Households: 0 0 0 0

Income Category:

	Owner	Renter	Total	Person
Extremely Low	0	0	0	0
Low Mod	0	0	0	0
Moderate	0	0	0	0
Non Low Moderate	0	0	0	0
Total	0	0	0	0

Percent Low/Mod

Annual Accomplishments

Years	Accomplishment Narrative	# Benefitting
2020	<p>For fiscal year 2021 year end, project is underway and will continue. During the reporting period, Family Health Centers of San Diego (FHCS D) worked to meet the project outcome to improve access to services and resources for the purpose of creating a suitable living environment. FHCS D will add seven new exam rooms to the first floor of the Diamond Neighborhoods Family Health Center (DNFHC). Each room will have a sink, overhead sprinkler, electrical capabilities, and necessary equipment to be a fully functional exam room to provide primary care services to patients. Upon completion of the additional seven new exam rooms FHCS D will serve 1,596 unduplicated patients by June 2022. Upon award of the contract in July 2020, FHCS D worked with the architect to submit plans to the City for review and approval. In March 2021, FHCS D received project approval and moved forward to obtain necessary permits. Prior to approval, the Architect worked with the City to make requested changes between July 2020 and March 2021. It was communicated to FHCS D that obtaining approval of changes, and plan submissions including electrical, structural, and mechanical, was delayed due to COVID-19, per the City. With project approval secured from the City, FHCS D sent out invitations to bid in March 2021. After the initial invitation to bid, FHCS D was informed by the assigned City Project Manager that the project will need to be re-bid due to Invitation for Bid language needing to be revised. In June 2021, a contractor, Grahovac, was chosen. A letter of intent was reviewed and approved by the City Project Manager and subsequently sent to Grahovac informing them that FHCS D would move forward to issue them a contract. Between the end of June and August 2021, FHCS D worked with the City to approve Grahovac's contract. The City Project Manager provided a list of documents and next steps for putting the project under contract. FHCS D and Grahovac worked to gather the documents and submitted them to the City for approval. Contract approval by the City was granted. The contract was forwarded to FHCS D Executive Leadership for review and was subsequently approved. As of submission of this report, FHCS D is awaiting Grahovac to submit additional documentation to the City. Once the documents are submitted the contract can be fully executed. Following contract execution, FHCS D, Grahovac and the City Project Manager will hold a pre-construction meeting. Based on current contract status, it is anticipated that construction will begin in mid-September and will be completed by the beginning of February 2022. Finishing construction in February 2022 will ensure that FHCS D captures two months of patient data. FHCS D experienced initial delays in approval of plans from the City due to the COVID-19 pandemic. However, FHCS D is confident that all project goals will be completed by June 2022.</p>	



U.S. Department of Housing and Urban Development
 Office of Community Planning and Development
 Integrated Disbursement and Information System
 CDBG Activity Summary Report (GPR) for Program Year 2021
 SAN DIEGO

Date: 24-Sep-2022
 Time: 15:19
 Page: 168

PGM Year: 2020
Project: 0007 - NONPROFIT FACILITY IMPROVEMENTS
IDIS Activity: 7492 - JCN-CHOLLAS CREEK SOUTH PED CONNECTOR-21
Status: Open
Location: 404 Euclid Ave San Diego, CA 92114-2221
Objective: Create suitable living environments
Outcome: Availability/accessibility
Matrix Code: Neighborhood Facilities (03E) **National Objective:** LMA

Activity to prevent, prepare for, and respond to Coronavirus: No

Initial Funding Date: 06/01/2021

Description:
 The Chollas Creek South Pedestrian Connector project will replace 3,230 square feet of deteriorating asphalt with new concrete trail along the portion of Chollas Creek, adjacent to the Joe and Vi Jacobs Community Center (JVJC). It will also add 3,650 square feet of new trail on the opposite side of the creek as well as add 360 square feet of concrete and 1,410 square feet of decomposed granite trail that will create access to and from KIPP charter school via a trail alongside the school.

Financing

	Fund Type	Grant Year	Grant	Funded Amount	Drawn In Program Year	Drawn Thru Program Year
CDBG	EN	2019	B19MC060542	\$265,134.57	\$0.00	\$0.00
	PI			\$140,398.43	\$140,398.43	\$140,398.43
Total	Total			\$405,533.00	\$140,398.43	\$140,398.43

Proposed Accomplishments
 Public Facilities : 1
 Total Population in Service Area: 4,415
 Census Tract Percent Low / Mod: 81.99

Annual Accomplishments

Years	Accomplishment Narrative	# Benefitting
2020	For fiscal year 2021 year end, project is ongoing. Updates include: re-examining the site of this project with geotechnical, biological and engineering consultants. Work on fine tuning the workscope to move this project forward will continue in 2021. Project will continue into fiscal year 2022.	



U.S. Department of Housing and Urban Development
 Office of Community Planning and Development
 Integrated Disbursement and Information System
 CDBG Activity Summary Report (GPR) for Program Year 2021
 SAN DIEGO

Date: 24-Sep-2022
 Time: 15:19
 Page: 169

PGM Year:	2020				
Project:	0007 - NONPROFIT FACILITY IMPROVEMENTS				
IDIS Activity:	7493 - SVDP MGMT-PAUL MIRABLE PLUMBING RENOVATION-21				
Status:	Open	Objective:	Create suitable living environments		
Location:	3350 E St San Diego, CA 92102-3332	Outcome:	Availability/accessibility		
		Matrix Code:	Homeless Facilities (not operating costs) (03C)	National Objective:	LMC

Activity to prevent, prepare for, and respond to Coronavirus: No

Initial Funding Date: 06/01/2021

Description:
 The project will improve the condition of the Paul Mirabile Center by renovating the entire buildings plumbing, including new pipe lining as well as new heavy duty stainless steel commodes (lavatorytoilets) in the first floor bathrooms.
 The improvement will include the use of pipe lining that will essentially create a new secure pipe within the encasing of the existing pipes.
 The pipe lining, through minimally invasive cuts into existing pipes, is inserted and then inflated to take the form of the pipe.
 This will be used for the entire building, giving the piping system a useful life of another 10-15 years.

Financing

	Fund Type	Grant Year	Grant	Funded Amount	Drawn In Program Year	Drawn Thru Program Year
CDBG	EN	2018	B18MC060542	\$10,953.34	\$0.00	\$0.00
	PI			\$164,046.66	\$164,046.66	\$164,046.66
Total	Total			\$175,000.00	\$164,046.66	\$164,046.66

Proposed Accomplishments

Public Facilities : 1

Actual Accomplishments

Number assisted:	Owner		Renter		Total		Person	
	Total	Hispanic	Total	Hispanic	Total	Hispanic	Total	Hispanic
White:	0	0	0	0	0	0	0	0
Black/African American:	0	0	0	0	0	0	0	0
Asian:	0	0	0	0	0	0	0	0
American Indian/Alaskan Native:	0	0	0	0	0	0	0	0
Native Hawaiian/Other Pacific Islander:	0	0	0	0	0	0	0	0
American Indian/Alaskan Native & White:	0	0	0	0	0	0	0	0
Asian White:	0	0	0	0	0	0	0	0
Black/African American & White:	0	0	0	0	0	0	0	0
American Indian/Alaskan Native & Black/African American:	0	0	0	0	0	0	0	0
Other multi-racial:	0	0	0	0	0	0	0	0



U.S. Department of Housing and Urban Development
 Office of Community Planning and Development
 Integrated Disbursement and Information System
 CDBG Activity Summary Report (GPR) for Program Year 2021
 SAN DIEGO

Date: 24-Sep-2022
 Time: 15:19
 Page: 170

Asian/Pacific Islander:	0	0	0	0	0	0	0	0
Hispanic:	0	0	0	0	0	0	0	0
Total:	0	0	0	0	0	0	0	0

Female-headed Households: 0 0 0 0

Income Category:

	Owner	Renter	Total	Person
Extremely Low	0	0	0	0
Low Mod	0	0	0	0
Moderate	0	0	0	0
Non Low Moderate	0	0	0	0
Total	0	0	0	0

Percent Low/Mod

Annual Accomplishments

Years	Accomplishment Narrative	# Benefiting
2020	For fiscal year 2021 year end, project is still in the BID process and will continue into fiscal year 2022.	



U.S. Department of Housing and Urban Development
 Office of Community Planning and Development
 Integrated Disbursement and Information System
 CDBG Activity Summary Report (GPR) for Program Year 2021
 SAN DIEGO

Date: 24-Sep-2022
 Time: 15:19
 Page: 171

PGM Year:	2020	Objective:	Create suitable living environments
Project:	0007 - NONPROFIT FACILITY IMPROVEMENTS	Outcome:	Availability/accessibility
IDIS Activity:	7494 - SD ROCK CHURCH-FREEDOM CENTER-21	Matrix Code:	Abused and Neglected Children Facilities (03Q)
Status:	Canceled 7/27/2022 10:15:05 AM	National Objective:	LMC
Location:	3776 Riley St San Diego, CA 92110-4437		

Activity to prevent, prepare for, and respond to Coronavirus: No

Initial Funding Date: 06/01/2021

Description:

The Rock Church Freedom Center project will turn a rundown 4,000 square foot building, formerly the site of a strip club, into an anti-human trafficking drop-in center and emergency shelter with 13 emergency shelter beds.
 The anticipated length of stay will be a maximum of 30 days while long-term living arrangements are determined.
 In addition to acting as a shelter, the center will be a 24-hour resource for victims of both labor and sex trafficking.
 Trauma-informed staff will help prepare victims for long-term housing solutions by helping obtain pertinent documents like birth certificates and social security cards.
 It will be a place where trafficked individuals can get their basic needs met while they may be assessed for appropriate referrals, interventions, and continuity of care.
 Soundproof intake rooms will allow for confidential discussions, intake processing, and therapy appointments.
 The center will have case managers on-call 24/7 to meet with potential trafficking victims and follow up with them to ensure that their needs are met (i.e. psychotherapy, food, shelter, employment, childcare, clothing, transportation, legal assistance, health care).

Financing

No data returned for this view. This might be because the applied filter excludes all data.

Proposed Accomplishments

Public Facilities : 1

Actual Accomplishments

Number assisted:

	Owner		Renter		Total		Person	
	Total	Hispanic	Total	Hispanic	Total	Hispanic	Total	Hispanic
White:	0	0	0	0	0	0		0
Black/African American:	0	0	0	0	0	0	0	0
Asian:	0	0	0	0	0	0	0	0
American Indian/Alaskan Native:	0	0	0	0	0	0	0	0



U.S. Department of Housing and Urban Development
 Office of Community Planning and Development
 Integrated Disbursement and Information System
 CDBG Activity Summary Report (GPR) for Program Year 2021
 SAN DIEGO

Date: 24-Sep-2022
 Time: 15:19
 Page: 172

Native Hawaiian/Other Pacific Islander:	0	0	0	0	0	0	0	0
American Indian/Alaskan Native & White:	0	0	0	0	0	0	0	0
Asian White:	0	0	0	0	0	0	0	0
Black/African American & White:	0	0	0	0	0	0	0	0
American Indian/Alaskan Native & Black/African American:	0	0	0	0	0	0	0	0
Other multi-racial:	0	0	0	0	0	0	0	0
Asian/Pacific Islander:	0	0	0	0	0	0	0	0
Hispanic:	0	0	0	0	0	0	0	0
Total:	0	0	0	0	0	0	0	0
Female-headed Households:	0		0		0			

Income Category:

	Owner	Renter	Total	Person
Extremely Low	0	0	0	0
Low Mod	0	0	0	0
Moderate	0	0	0	0
Non Low Moderate	0	0	0	0
Total	0	0	0	0
Percent Low/Mod				

Annual Accomplishments

Years	Accomplishment Narrative	# Benefitting
2020	For fiscal year 2021 year end, project has encountered a number of delays but City staff is working on moving the project forward. Project will continue into fiscal year 2022.	



U.S. Department of Housing and Urban Development
 Office of Community Planning and Development
 Integrated Disbursement and Information System
 CDBG Activity Summary Report (GPR) for Program Year 2021
 SAN DIEGO

Date: 24-Sep-2022
 Time: 15:19
 Page: 173

PGM Year: 2020
Project: 0008 - HOMELESSNESS
IDIS Activity: 7496 - SD HSG COMM-INTERIM HOUSING-21

Status: Completed 9/20/2021 12:00:00 AM
Location: 1122 Broadway Ste 300 San Diego, CA 92101-5629
Objective: Create suitable living environments
Outcome: Availability/accessibility
Matrix Code: Operating Costs of Homeless/AIDS Patients Programs (03T)
National Objective: LMC

Activity to prevent, prepare for, and respond to Coronavirus: No

Initial Funding Date: 04/08/2021

Description:

Financing

	Fund Type	Grant Year	Grant	Funded Amount	Drawn In Program Year	Drawn Thru Program Year
CDBG	PI			\$267,351.00	\$0.00	\$267,351.00
Total	Total			\$267,351.00	\$0.00	\$267,351.00

Proposed Accomplishments

People (General) : 1,390

Actual Accomplishments

Number assisted:

	Owner		Renter		Total		Person	
	Total	Hispanic	Total	Hispanic	Total	Hispanic	Total	Hispanic
White:	0	0	0	0	0	0	444	142
Black/African American:	0	0	0	0	0	0	151	10
Asian:	0	0	0	0	0	0	8	1
American Indian/Alaskan Native:	0	0	0	0	0	0	14	2
Native Hawaiian/Other Pacific Islander:	0	0	0	0	0	0	7	1
American Indian/Alaskan Native & White:	0	0	0	0	0	0	12	3
Asian White:	0	0	0	0	0	0	1	0
Black/African American & White:	0	0	0	0	0	0	6	1
American Indian/Alaskan Native & Black/African American:	0	0	0	0	0	0	2	0
Other multi-racial:	0	0	0	0	0	0	5	1
Asian/Pacific Islander:	0	0	0	0	0	0	0	0
Hispanic:	0	0	0	0	0	0	0	0
Total:	0	0	0	0	0	0	650	161



U.S. Department of Housing and Urban Development
 Office of Community Planning and Development
 Integrated Disbursement and Information System
 CDBG Activity Summary Report (GPR) for Program Year 2021
 SAN DIEGO

Date: 24-Sep-2022
 Time: 15:19
 Page: 174

Female-headed Households: 0 0 0

Income Category:

	Owner	Renter	Total	Person
Extremely Low	0	0	0	642
Low Mod	0	0	0	7
Moderate	0	0	0	1
Non Low Moderate	0	0	0	0
Total	0	0	0	650
Percent Low/Mod				100.0%

Annual Accomplishments

Years	Accomplishment Narrative	# Benefitting
2020	<p>For the first 6 months of Fiscal Year 2021, 310 clients have been assisted. For fiscal year 2021 closeout, 650 clients were assisted. St. Vincent de Paul Village operates the year-round City of San Diego Interim Housing Facility for Homeless Adults. Utilizing the Housing First model, the Program's objective is to provide safe, low-barrier, interim housing, as well as stabilization and supportive services, to prepare individuals for the most appropriate longer term or permanent housing interventions, contributing to the regional goals of ensuring instances of homelessness are rare, brief, and non-recurring. Year-to-date, 138 clients have transitioned to Permanent Housing. A few success stories include:</p> <ul style="list-style-type: none"> - A 74-year-old Japanese female checked into the PMC at the beginning of February 2021. Client reported this being her first time homeless. Client attributed her homelessness to disagreements with her daughter after client moved from Alaska to live with her daughter due to client's health issues. During client's stay in the program her Housing Navigator completed Operation Shelter to Home Assessment, client received transportation to her dialysis appointments, and was able to complete Medi-Cal enrollment. Client successfully left the program early May 2021 reunifying with her son in Las Vegas, Nevada. - A 28year-old Hispanic male checked into the program early March 2021. This was client's second time being homeless. Client attributed his homelessness to job loss due to the COVID-19 Pandemic. During his stay in the program his Housing Navigator completed Operation Shelter to Home Assessment, was referred to Homeless Court, and received services through FJV Medical Clinic. Client was matched to ICS - PH-RRH - Home Now Rapid Re-Housing (6877) in April 2021. Client successfully left the program with stable employment in June 2021. - A 26-year-old Hispanic male Navy Veteran checked into the program early March 2021. Client reported this being his first time being homeless. Before entering the program, client reported being homeless for four months. Client attributed his homelessness to not being able to stay at his friend's home any longer. During his stay in the program his Housing Navigator completed Operation Shelter to Home Assessment, and provided client with employment leads. Client successfully self-resolved his homelessness early June 2021 after acquiring stable employment. <p>Other information regarding program activities:</p> <ul style="list-style-type: none"> -Residential administers the COVID-19 Screening Tool. -FJV Clinic schedules COVID-19 testing. -FJV Clinic Coordinates COVID-19 Vaccination Event for clients. -FJV Outreach operates 7 days a week. Coordinated outreach events occur on Tuesdays and Thursdays designating different City Council Districts to be covered. 	



U.S. Department of Housing and Urban Development
 Office of Community Planning and Development
 Integrated Disbursement and Information System
 CDBG Activity Summary Report (GPR) for Program Year 2021
 SAN DIEGO

Date: 24-Sep-2022
 Time: 15:19
 Page: 175

PGM Year: 2020
Project: 0008 - HOMELESSNESS
IDIS Activity: 7497 - SD HSG COMM-FAMILY SHELTER-21

Status: Completed 9/20/2021 12:00:00 AM Objective: Create suitable living environments
 Location: 1122 Broadway Ste 300 San Diego, CA 92101-5629 Outcome: Availability/accessibility
 Matrix Code: Operating Costs of Homeless/AIDS Patients Programs (03T) National Objective: LMC

Activity to prevent, prepare for, and respond to Coronavirus: No

Initial Funding Date: 04/08/2021

Description:

Financing

	Fund Type	Grant Year	Grant	Funded Amount	Drawn In Program Year	Drawn Thru Program Year
CDBG	PI			\$116,509.00	\$0.00	\$116,509.00
Total	Total			\$116,509.00	\$0.00	\$116,509.00

Proposed Accomplishments

People (General) : 135

Actual Accomplishments

Number assisted:

	Owner		Renter		Total		Person	
	Total	Hispanic	Total	Hispanic	Total	Hispanic	Total	Hispanic
White:	0	0	0	0	0	0	218	165
Black/African American:	0	0	0	0	0	0	194	13
Asian:	0	0	0	0	0	0	3	0
American Indian/Alaskan Native:	0	0	0	0	0	0	5	1
Native Hawaiian/Other Pacific Islander:	0	0	0	0	0	0	7	1
American Indian/Alaskan Native & White:	0	0	0	0	0	0	4	4
Asian White:	0	0	0	0	0	0	0	0
Black/African American & White:	0	0	0	0	0	0	12	1
American Indian/Alaskan Native & Black/African American:	0	0	0	0	0	0	12	1
Other multi-racial:	0	0	0	0	0	0	15	5
Asian/Pacific Islander:	0	0	0	0	0	0	0	0
Hispanic:	0	0	0	0	0	0	0	0
Total:	0	0	0	0	0	0	470	191



U.S. Department of Housing and Urban Development
 Office of Community Planning and Development
 Integrated Disbursement and Information System
 CDBG Activity Summary Report (GPR) for Program Year 2021
 SAN DIEGO

Date: 24-Sep-2022
 Time: 15:19
 Page: 176

Female-headed Households: 0 0 0

Income Category:

	Owner	Renter	Total	Person
Extremely Low	0	0	0	456
Low Mod	0	0	0	12
Moderate	0	0	0	2
Non Low Moderate	0	0	0	0
Total	0	0	0	470
Percent Low/Mod				100.0%

Annual Accomplishments

Years	Accomplishment Narrative	# Benefitting
2020	<p>For the first 6 months of Fiscal Year 2021, 97 clients have been assisted. For Fiscal Year 2021 closeout, 470 clients were assisted. During the time of the COVID-19 pandemic, we have been able to offer the families case management onsite and over the phone as well as referring the families to resources that are open and available for them. We have provided assistance with educational resources, toys and books and have been able to assist their housing navigators in their search for housing. The relationship we've built with School on Wheels ensures that every family onsite that needs help with schooling and tutoring has a free and convenient way to receive that help. We also have Family Health Center onsite weekly to assist clients with medical and other case management needs. We had 39 families exit to permanent housing, served 470 individuals and 139 households year date. An example of one of the clients assisted: A single mother fled a domestic violence situation which forced her into homelessness, desperately needing shelter. She enrolled in Cortez Hill Family Center wanting to better her life for her and her son. Along with housing and income goals, she also wanted to ensure she focused on her mental health to stay strong and move on with her life. Her Case Manager worked closely with her to provide all the assistance needed to get connected to community resources related to mental health, unemployment, legal assistance, and housing. Alpha Project was able to help with the transition into permanent housing and we filled her new house with all the essentials to make it a home. She wrote that she wants to thank each of the people who she met on the way and helped in all her situations. Although there's no way to predict the future, she says she now has the support, she needs to be strong and continue to strive to be the best. She loves her new home and is meeting other women who are helping her keep the faith. She ended her note saying, Infinite graces and God bless you for everything. We are so happy and hopeful for her and her son.</p> <p>Due to COVID we are not having provider's onsite besides Family Health Center. With that said, we have been working to get as many resources as possible for the families remotely. We are working with tutors from School on Wheels, legal aid, No Birthday Left Behind, and Cake4kids. The families continue to work with their case managers who are able to refer them for assistance throughout the county, remotely or in person to make sure all their needs are being met.</p>	



U.S. Department of Housing and Urban Development
 Office of Community Planning and Development
 Integrated Disbursement and Information System
 CDBG Activity Summary Report (GPR) for Program Year 2021
 SAN DIEGO

Date: 24-Sep-2022
 Time: 15:19
 Page: 177

PGM Year: 2020
Project: 0008 - HOMELESSNESS
IDIS Activity: 7498 - SD HSG COMM-CONNECTIONS-21

Status: Completed 10/7/2021 12:00:00 AM
Location: 1122 Broadway Ste 300 San Diego, CA 92101-5629
Objective: Create suitable living environments
Outcome: Availability/accessibility
Matrix Code: Operating Costs of Homeless/AIDS Patients Programs (03T) **National Objective:** LMC

Activity to prevent, prepare for, and respond to Coronavirus: No

Initial Funding Date: 04/08/2021

Description:

Financing

	Fund Type	Grant Year	Grant	Funded Amount	Drawn In Program Year	Drawn Thru Program Year
CDBG	PI			\$303,575.00	\$0.00	\$303,575.00
Total	Total			\$303,575.00	\$0.00	\$303,575.00

Proposed Accomplishments

People (General) : 450

Actual Accomplishments

Number assisted:

	Owner		Renter		Total		Person	
	Total	Hispanic	Total	Hispanic	Total	Hispanic	Total	Hispanic
White:	0	0	0	0	0	0	119	33
Black/African American:	0	0	0	0	0	0	44	2
Asian:	0	0	0	0	0	0	3	0
American Indian/Alaskan Native:	0	0	0	0	0	0	4	1
Native Hawaiian/Other Pacific Islander:	0	0	0	0	0	0	5	2
American Indian/Alaskan Native & White:	0	0	0	0	0	0	2	0
Asian White:	0	0	0	0	0	0	0	0
Black/African American & White:	0	0	0	0	0	0	1	0
American Indian/Alaskan Native & Black/African American:	0	0	0	0	0	0	2	0
Other multi-racial:	0	0	0	0	0	0	2	0
Asian/Pacific Islander:	0	0	0	0	0	0	0	0
Hispanic:	0	0	0	0	0	0	0	0
Total:	0	0	0	0	0	0	182	38



U.S. Department of Housing and Urban Development
 Office of Community Planning and Development
 Integrated Disbursement and Information System
 CDBG Activity Summary Report (GPR) for Program Year 2021
 SAN DIEGO

Date: 24-Sep-2022
 Time: 15:19
 Page: 178

Female-headed Households: 0 0 0

Income Category:

	Owner	Renter	Total	Person
Extremely Low	0	0	0	182
Low Mod	0	0	0	0
Moderate	0	0	0	0
Non Low Moderate	0	0	0	0
Total	0	0	0	182
Percent Low/Mod				100.0%

Annual Accomplishments

Years	Accomplishment Narrative	# Benefitting
2020	For the first 6 months of Fiscal year 2021, 129 clients have been assisted. For fiscal year 2021 closeout, 182 total clients were assisted. PATH Connections Interim Housing aims to provide safe, low-barrier interim housing with stabilization and supportive services to prepare individuals for appropriate permanent and longer-term housing options. All clients enrolled in the program are offered individualized case management focused on securing permanent housing, increasing income / benefits, creating housing sustainability, providing resources and referrals for primary healthcare and mental health services, legal assistance, etc. Our approach is client-centered and is centered around increasing client self-agency. YTD, PATH Connections served a total of 182 unduplicated individuals, with a total of 4 households that moved to transitional housing, and 94 households that successfully moved to permanent housing. YTD, PATH has provided a total of 16,234 bed nights. 94 Households were moved into permanent housing in FY21 and No challenges identified.	



U.S. Department of Housing and Urban Development
 Office of Community Planning and Development
 Integrated Disbursement and Information System
 CDBG Activity Summary Report (GPR) for Program Year 2021
 SAN DIEGO

Date: 24-Sep-2022
 Time: 15:19
 Page: 179

PGM Year: 2020
Project: 0008 - HOMELESSNESS
IDIS Activity: 7499 - SD HSG COMM-DAY CENTER-21

Status: Completed 9/20/2021 12:00:00 AM
Location: 1122 Broadway Ste 300 San Diego, CA 92101-5629
Objective: Create suitable living environments
Outcome: Availability/accessibility
Matrix Code: Operating Costs of Homeless/AIDS Patients Programs (03T)
National Objective: LMC

Activity to prevent, prepare for, and respond to Coronavirus: No

Initial Funding Date: 04/08/2021

Description:

Financing

	Fund Type	Grant Year	Grant	Funded Amount	Drawn In Program Year	Drawn Thru Program Year
CDBG	PI			\$526,485.57	\$0.00	\$526,485.57
Total	Total			\$526,485.57	\$0.00	\$526,485.57

Proposed Accomplishments

People (General) : 2,000

Actual Accomplishments

Number assisted:

	Owner		Renter		Total		Person	
	Total	Hispanic	Total	Hispanic	Total	Hispanic	Total	Hispanic
White:	0	0	0	0	0	0	3,673	1,370
Black/African American:	0	0	0	0	0	0	1,549	83
Asian:	0	0	0	0	0	0	99	7
American Indian/Alaskan Native:	0	0	0	0	0	0	138	42
Native Hawaiian/Other Pacific Islander:	0	0	0	0	0	0	65	15
American Indian/Alaskan Native & White:	0	0	0	0	0	0	47	16
Asian White:	0	0	0	0	0	0	14	2
Black/African American & White:	0	0	0	0	0	0	42	11
American Indian/Alaskan Native & Black/African American:	0	0	0	0	0	0	28	4
Other multi-racial:	0	0	0	0	0	0	62	18
Asian/Pacific Islander:	0	0	0	0	0	0	0	0
Hispanic:	0	0	0	0	0	0	0	0
Total:	0	0	0	0	0	0	5,717	1,568



U.S. Department of Housing and Urban Development
 Office of Community Planning and Development
 Integrated Disbursement and Information System
 CDBG Activity Summary Report (GPR) for Program Year 2021
 SAN DIEGO

Date: 24-Sep-2022
 Time: 15:19
 Page: 180

Female-headed Households: 0 0 0

Income Category:

	Owner	Renter	Total	Person
Extremely Low	0	0	0	5,699
Low Mod	0	0	0	14
Moderate	0	0	0	4
Non Low Moderate	0	0	0	0
Total	0	0	0	5,717
Percent Low/Mod				100.0%

Annual Accomplishments

Years	Accomplishment Narrative	# Benefitting
2020	<p>For the first 6 months of fiscal year 2021, 4531 clients have been assisted. For fiscal year 2021 closeout, 5,717 clients were assisted. The San Diego Day Center for Homeless Adults offers a haven to those who spend the night on the streets. It provides essential humanitarian services, including a safe place to rest during the day, restrooms, laundry, storage, showers, computer lab, phones, fax and mailing addresses. Case management services are also onsite. The main focus of the Day Center is to motivate clients into the Coordinated Entry System while offering basic human dignity services. The Program utilizes a harm reduction model which does not require sobriety, however, neither alcohol or drugs can be used or possessed onsite. The Day Center was contracted to serve 1,000 unduplicated individuals during this six month contract term; however, DC served more than five times that amount, having served 5,717 unduplicated clients during the last six months. An example of a success story includes: Our Case Manager continued his excellent work with 58 clients attending 59 meetings Examples of case management successes this month include: "We received a call from a Hospital Social Worker who told me they had a high functioning mentally disabled gentleman who had been removed from his home by the Police because his father had been physically abusing him. They had called APS and ARC for assistance but only the ARC could offer help but not until Monday morning and it was Thursday so they asked if we could find him shelter for the weekend. She explained to me that he was willing to go into shelter but didn't know how to get him there and without seeing him we couldn't make a determination if he would be eligible so they agreed to bring him early the next morning. Upon arrival and after speaking with the SW and the client I could see he could make it in the shelter the weekend as he had no issues caring for himself and was rather engaging. The SW gave him cab fare and we started the process of getting him into the shelter receiving clearance for PMC when the client suddenly informed me that he didn't want to go to the shelter and would just go home to his abusive father. Upon a quick tour of the PMC he declined saying he would go back to El Cajon and stay with his Aunts who had already informed us he could not go so I sat him down and informed him that no member of his family would agree to him staying with them. As we continued talking the phone rang and it was SDYS saying they had located a hotel room/voucher for him to stay the weekend through another program and that he should wait there another staff member would be on the way to pick him up for transport. So the client and I with help from a security staff member talked him through not staying on the streets, not going back to El Cajon, and staying in the hotel room about a 2 hour process. A few minutes later SDYS staff came helped the client gather his belongings and transported him to the hotel. Additional information regarding program activities include: The Day Center recorded 34,613 instances where clients' basic needs were met through services provided by Day Center staff.</p>	



U.S. Department of Housing and Urban Development
 Office of Community Planning and Development
 Integrated Disbursement and Information System
 CDBG Activity Summary Report (GPR) for Program Year 2021
 SAN DIEGO

Date: 24-Sep-2022
 Time: 15:19
 Page: 181

PGM Year: 2019
Project: 0006 - Improvement of Nonprofit Facilities
IDIS Activity: 7502 - NTC-VVSD-20
Status: Open
Location: 4141 Pacific Hwy San Diego, CA 92110-2030
Objective: Create suitable living environments
Outcome: Availability/accessibility
Matrix Code: Homeless Facilities (not operating costs) (03C) **National Objective:** LMC

Activity to prevent, prepare for, and respond to Coronavirus: No

Initial Funding Date: 11/06/2020

Description:
 Veterans Village of San Diego (VVSD) will install a centralized, integrated Fire Alarm System for the campus facilities at 4141 Pacific Highway in the San Diego area. The installation of this fire alarm system will provide safe and suitable living environment for the Veterans accessing transition housing and support services.

Financing

	Fund Type	Grant Year	Grant	Funded Amount	Drawn In Program Year	Drawn Thru Program Year
CDBG	EN	2019	B19MC060542	\$54,304.37	\$0.00	\$0.00
	PI			\$233,195.63	\$0.00	\$233,195.63
Total	Total			\$287,500.00	\$0.00	\$233,195.63

Proposed Accomplishments

Public Facilities : 1

Actual Accomplishments

Number assisted:

	Owner		Renter		Total		Person	
	Total	Hispanic	Total	Hispanic	Total	Hispanic	Total	Hispanic
White:	0	0	0	0	0	0		0
Black/African American:	0	0	0	0	0	0	0	0
Asian:	0	0	0	0	0	0	0	0
American Indian/Alaskan Native:	0	0	0	0	0	0	0	0
Native Hawaiian/Other Pacific Islander:	0	0	0	0	0	0	0	0
American Indian/Alaskan Native & White:	0	0	0	0	0	0	0	0
Asian White:	0	0	0	0	0	0	0	0
Black/African American & White:	0	0	0	0	0	0	0	0
American Indian/Alaskan Native & Black/African American:	0	0	0	0	0	0	0	0
Other multi-racial:	0	0	0	0	0	0	0	0
Asian/Pacific Islander:	0	0	0	0	0	0	0	0



U.S. Department of Housing and Urban Development
 Office of Community Planning and Development
 Integrated Disbursement and Information System
 CDBG Activity Summary Report (GPR) for Program Year 2021
 SAN DIEGO

Date: 24-Sep-2022
 Time: 15:19
 Page: 182

Hispanic:	0	0	0	0	0	0	0	0	0
Total:	0	0	0	0	0	0	0	0	0

Female-headed Households: 0 0 0 0

Income Category:

	Owner	Renter	Total	Person
Extremely Low	0	0	0	0
Low Mod	0	0	0	0
Moderate	0	0	0	0
Non Low Moderate	0	0	0	0
Total	0	0	0	0

Percent Low/Mod

Annual Accomplishments

No data returned for this view. This might be because the applied filter excludes all data.



U.S. Department of Housing and Urban Development
 Office of Community Planning and Development
 Integrated Disbursement and Information System
 CDBG Activity Summary Report (GPR) for Program Year 2021
 SAN DIEGO

Date: 24-Sep-2022
 Time: 15:19
 Page: 183

PGM Year: 2019
Project: 0006 - Improvement of Nonprofit Facilities
IDIS Activity: 7503 - NTC-SDYS-20
Status: Open
Location: 3255 Wing St Ste 550 Suite 550 San Diego, CA 92110-4641
Objective: Create suitable living environments
Outcome: Availability/accessibility
Matrix Code: Homeless Facilities (not operating costs) (03C) **National Objective:** LMC

Activity to prevent, prepare for, and respond to Coronavirus: No

Initial Funding Date: 11/06/2020

Description:

The San Diego Youth Services (SDYS) "Take Wing" building is a five (5) building apartment complex comprising of 32 units that provide transitional housing to low-moderate income individuals, specifically formerly homeless young mothers, young families, and at-risk youth who have aged out of the Foster Care system in San Diego. The five (5) building apartment complex will have the roof replaced and repaired in preparation for the installation of Solar panels. With the Roof replacement and Solar panels installed at the facility, San Diego Youth Services will be able to offer supportive services/activities that focus on ending homelessness, promoting mental health and addiction recovery, prevent delinquency and school failure, child abuse and neglect of individuals in the San Diego area.

Financing

	Fund Type	Grant Year	Grant	Funded Amount	Drawn In Program Year	Drawn Thru Program Year
CDBG	EN	2019	B19MC060542	\$161,711.56	\$0.00	\$79,006.99
	PI			\$125,788.44	\$48,940.00	\$125,788.44
Total	Total			\$287,500.00	\$48,940.00	\$204,795.43

Proposed Accomplishments

Public Facilities : 1

Actual Accomplishments

Number assisted:

	Owner		Renter		Total		Person	
	Total	Hispanic	Total	Hispanic	Total	Hispanic	Total	Hispanic
White:	0	0	0	0	0	0	0	0
Black/African American:	0	0	0	0	0	0	0	0
Asian:	0	0	0	0	0	0	0	0
American Indian/Alaskan Native:	0	0	0	0	0	0	0	0
Native Hawaiian/Other Pacific Islander:	0	0	0	0	0	0	0	0
American Indian/Alaskan Native & White:	0	0	0	0	0	0	0	0
Asian White:	0	0	0	0	0	0	0	0
Black/African American & White:	0	0	0	0	0	0	0	0
American Indian/Alaskan Native & Black/African American:	0	0	0	0	0	0	0	0
Other multi-racial:	0	0	0	0	0	0	0	0



U.S. Department of Housing and Urban Development
 Office of Community Planning and Development
 Integrated Disbursement and Information System
 CDBG Activity Summary Report (GPR) for Program Year 2021
 SAN DIEGO

Date: 24-Sep-2022
 Time: 15:19
 Page: 184

Asian/Pacific Islander:	0	0	0	0	0	0	0	0
Hispanic:	0	0	0	0	0	0	0	0
Total:	0	0	0	0	0	0	0	0

Female-headed Households: 0 0 0 0

Income Category:

	Owner	Renter	Total	Person
Extremely Low	0	0	0	0
Low Mod	0	0	0	0
Moderate	0	0	0	0
Non Low Moderate	0	0	0	0
Total	0	0	0	0

Percent Low/Mod

Annual Accomplishments

No data returned for this view. This might be because the applied filter excludes all data.



U.S. Department of Housing and Urban Development
 Office of Community Planning and Development
 Integrated Disbursement and Information System
 CDBG Activity Summary Report (GPR) for Program Year 2021
 SAN DIEGO

Date: 24-Sep-2022
 Time: 15:19
 Page: 185

PGM Year: 2020
Project: 0003 - CDBG Administration
IDIS Activity: 7506 - HUD ADMIN-21
 Status: Open
 Location: ,
 Objective:
 Outcome:
 Matrix Code: General Program Administration (21A) National Objective:

Activity to prevent, prepare for, and respond to Coronavirus: No

Initial Funding Date: 11/18/2020

Description:
 General CDBG administration costs

Financing

	Fund Type	Grant Year	Grant	Funded Amount	Drawn In Program Year	Drawn Thru Program Year
CDBG	EN	2018	B18MC060542	\$4,336.40	\$0.00	\$4,336.40
		2020	B20MC060542	\$1,122,370.25	\$472,869.59	\$1,122,340.97
	PI			\$418,837.01	\$207.65	\$418,837.01
Total	Total			\$1,545,543.66	\$473,077.24	\$1,545,514.38

Proposed Accomplishments

Actual Accomplishments

Number assisted:

	Owner		Renter		Total		Person	
	Total	Hispanic	Total	Hispanic	Total	Hispanic	Total	Hispanic
White:					0	0		
Black/African American:					0	0		
Asian:					0	0		
American Indian/Alaskan Native:					0	0		
Native Hawaiian/Other Pacific Islander:					0	0		
American Indian/Alaskan Native & White:					0	0		
Asian White:					0	0		
Black/African American & White:					0	0		
American Indian/Alaskan Native & Black/African American:					0	0		
Other multi-racial:					0	0		
Asian/Pacific Islander:					0	0		
Hispanic:					0	0		



U.S. Department of Housing and Urban Development
 Office of Community Planning and Development
 Integrated Disbursement and Information System
 CDBG Activity Summary Report (GPR) for Program Year 2021
 SAN DIEGO

Date: 24-Sep-2022
 Time: 15:19
 Page: 186

Total: 0 0 0 0 0 0 0 0

Female-headed Households: 0

Income Category:

	Owner	Renter	Total	Person
Extremely Low			0	
Low Mod			0	
Moderate			0	
Non Low Moderate			0	
Total	0	0	0	0
Percent Low/Mod				

Annual Accomplishments

No data returned for this view. This might be because the applied filter excludes all data.



U.S. Department of Housing and Urban Development
 Office of Community Planning and Development
 Integrated Disbursement and Information System
 CDBG Activity Summary Report (GPR) for Program Year 2021
 SAN DIEGO

Date: 24-Sep-2022
 Time: 15:19
 Page: 187

PGM Year: 2020
Project: 0003 - CDBG Administration
IDIS Activity: 7507 - FAIR HSG SERVICES-21

Status: Completed 11/30/2021 12:00:00 AM
Location: ,

Objective:
Outcome:
Matrix Code: Fair Housing Activities (subject to 20% Admin Cap) (21D) **National Objective:**

Activity to prevent, prepare for, and respond to Coronavirus: No

Initial Funding Date: 06/01/2021

Description:
 Costs associated with Fair Housing Services

Financing

	Fund Type	Grant Year	Grant	Funded Amount	Drawn In Program Year	Drawn Thru Program Year
CDBG	PI			\$148,825.74	\$0.00	\$148,825.74
Total	Total			\$148,825.74	\$0.00	\$148,825.74

Proposed Accomplishments

Actual Accomplishments

Number assisted:

	Owner		Renter		Total		Person	
	Total	Hispanic	Total	Hispanic	Total	Hispanic	Total	Hispanic
White:					0	0		
Black/African American:					0	0		
Asian:					0	0		
American Indian/Alaskan Native:					0	0		
Native Hawaiian/Other Pacific Islander:					0	0		
American Indian/Alaskan Native & White:					0	0		
Asian White:					0	0		
Black/African American & White:					0	0		
American Indian/Alaskan Native & Black/African American:					0	0		
Other multi-racial:					0	0		
Asian/Pacific Islander:					0	0		
Hispanic:					0	0		
Total:	0	0	0	0	0	0	0	0

Female-headed Households:

0



U.S. Department of Housing and Urban Development
Office of Community Planning and Development
Integrated Disbursement and Information System
CDBG Activity Summary Report (GPR) for Program Year 2021
SAN DIEGO

Date: 24-Sep-2022

Time: 15:19

Page: 188

Income Category:

	Owner	Renter	Total	Person
Extremely Low			0	
Low Mod			0	
Moderate			0	
Non Low Moderate			0	
Total	0	0	0	0
Percent Low/Mod				

Annual Accomplishments

No data returned for this view. This might be because the applied filter excludes all data.



U.S. Department of Housing and Urban Development
 Office of Community Planning and Development
 Integrated Disbursement and Information System
 CDBG Activity Summary Report (GPR) for Program Year 2021
 SAN DIEGO

Date: 24-Sep-2022
 Time: 15:19
 Page: 189

PGM Year: 2020
Project: 0004 - ECONOMIC DEVELOPMENT
IDIS Activity: 7510 - CITY SD-EARLY STAGE ACCEL CONNECT-21
Status: Open
Location: 1200 3rd Ave San Diego, CA 92101-4110
Objective: Create economic opportunities
Outcome: Availability/accessibility
Matrix Code: ED Technical Assistance (18B) **National Objective:** LMA

Activity to prevent, prepare for, and respond to Coronavirus: No

Initial Funding Date: 08/19/2021

Description:
 Small business incubator, within an LMI community focused on emerging small businesses with the potential to create jobs for LMI residents.

Financing

	Fund Type	Grant Year	Grant	Funded Amount	Drawn In Program Year	Drawn Thru Program Year
CDBG	EN	2020	B20MC060542	\$500,000.00	\$0.00	\$0.00
Total	Total			\$500,000.00	\$0.00	\$0.00

Proposed Accomplishments
 Businesses : 1
 Total Population in Service Area: 4,940
 Census Tract Percent Low / Mod: 63.56

Annual Accomplishments
 No data returned for this view. This might be because the applied filter excludes all data.



U.S. Department of Housing and Urban Development
 Office of Community Planning and Development
 Integrated Disbursement and Information System
 CDBG Activity Summary Report (GPR) for Program Year 2021
 SAN DIEGO

Date: 24-Sep-2022
 Time: 15:19
 Page: 190

PGM Year: 2020

Project: 0004 - ECONOMIC DEVELOPMENT

IDIS Activity: 7512 - CITY SD-STOREFRONT IMP-21

Status: Canceled 9/21/2021 7:39:13 PM

Location: 1200 3rd Ave San Diego, CA 92101-4110

Objective: Create economic opportunities

Outcome: Availability/accessibility

Matrix Code: ED Direct Financial Assistance to For-Profits (18A)

National Objective: LMA

Activity to prevent, prepare for, and respond to Coronavirus: No

Initial Funding Date: 08/19/2021

Description:

Storefront improvement program

Financing

No data returned for this view. This might be because the applied filter excludes all data.

Proposed Accomplishments

Businesses : 1

Total Population in Service Area: 4,940

Census Tract Percent Low / Mod: 63.56

Annual Accomplishments

No data returned for this view. This might be because the applied filter excludes all data.



U.S. Department of Housing and Urban Development
 Office of Community Planning and Development
 Integrated Disbursement and Information System
 CDBG Activity Summary Report (GPR) for Program Year 2021
 SAN DIEGO

Date: 24-Sep-2022
 Time: 15:19
 Page: 191

PGM Year: 2020
Project: 0009 - COMMUNITY AND PUBLIC SERVICES
IDIS Activity: 7513 - TBD-NONPROFIT PS ACTIVITY-21

Status: Canceled 7/12/2022 10:47:21 AM
Location: 1200 3rd Ave San Diego, CA 92101-4110
Objective: Create suitable living environments
Outcome: Availability/accessibility
Matrix Code: Other Public Services Not Listed in 05A-05Y, 03T (05Z) **National Objective:** LMC

Activity to prevent, prepare for, and respond to Coronavirus: Yes

Initial Funding Date: 08/19/2021

Description:
 CARES Act NOFA for 121

Financing
 No data returned for this view. This might be because the applied filter excludes all data.

Proposed Accomplishments

People (General) : 1

Actual Accomplishments

Number assisted:

	Owner		Renter		Total		Person	
	Total	Hispanic	Total	Hispanic	Total	Hispanic	Total	Hispanic
White:	0	0	0	0	0	0		0
Black/African American:	0	0	0	0	0	0	0	0
Asian:	0	0	0	0	0	0	0	0
American Indian/Alaskan Native:	0	0	0	0	0	0	0	0
Native Hawaiian/Other Pacific Islander:	0	0	0	0	0	0	0	0
American Indian/Alaskan Native & White:	0	0	0	0	0	0	0	0
Asian White:	0	0	0	0	0	0	0	0
Black/African American & White:	0	0	0	0	0	0	0	0
American Indian/Alaskan Native & Black/African American:	0	0	0	0	0	0	0	0
Other multi-racial:	0	0	0	0	0	0	0	0



U.S. Department of Housing and Urban Development
 Office of Community Planning and Development
 Integrated Disbursement and Information System
 CDBG Activity Summary Report (GPR) for Program Year 2021
 SAN DIEGO

Date: 24-Sep-2022
 Time: 15:19
 Page: 192

Asian/Pacific Islander:	0	0	0	0	0	0	0	0
Hispanic:	0	0	0	0	0	0	0	0
Total:	0	0	0	0	0	0	0	0

Female-headed Households: 0 0 0 0

Income Category:

	Owner	Renter	Total	Person
Extremely Low	0	0	0	0
Low Mod	0	0	0	0
Moderate	0	0	0	0
Non Low Moderate	0	0	0	0
Total	0	0	0	0

Percent Low/Mod

Annual Accomplishments

No data returned for this view. This might be because the applied filter excludes all data.



U.S. Department of Housing and Urban Development
 Office of Community Planning and Development
 Integrated Disbursement and Information System
 CDBG Activity Summary Report (GPR) for Program Year 2021
 SAN DIEGO

Date: 24-Sep-2022
 Time: 15:19
 Page: 193

PGM Year: 2019
Project: 0033 - CDBG-CV Related activities
IDIS Activity: 7514 - TBD-NONPROFIT PS ACTIVITY 2-20

Status: Open
Location: 1200 3rd Ave San Diego, CA 92101-4110
Objective: Create suitable living environments
Outcome: Availability/accessibility
Matrix Code: Other Public Services Not Listed in 05A-05Y, 03T (05Z) **National Objective:** LMC

Activity to prevent, prepare for, and respond to Coronavirus: Yes

Initial Funding Date: 04/07/2021

Description:
 Second NOFA for PS activities for 121

Financing

	Fund Type	Grant Year	Grant	Funded Amount	Drawn In Program Year	Drawn Thru Program Year
CDBG	EN	2020	B20MW060542	\$2,721.00	\$0.00	\$0.00
Total	Total			\$2,721.00	\$0.00	\$0.00

Proposed Accomplishments

People (General) : 1

Actual Accomplishments

Number assisted:

	Owner		Renter		Total		Person	
	Total	Hispanic	Total	Hispanic	Total	Hispanic	Total	Hispanic
White:	0	0	0	0	0	0		0
Black/African American:	0	0	0	0	0	0	0	0
Asian:	0	0	0	0	0	0	0	0
American Indian/Alaskan Native:	0	0	0	0	0	0	0	0
Native Hawaiian/Other Pacific Islander:	0	0	0	0	0	0	0	0
American Indian/Alaskan Native & White:	0	0	0	0	0	0	0	0
Asian White:	0	0	0	0	0	0	0	0
Black/African American & White:	0	0	0	0	0	0	0	0
American Indian/Alaskan Native & Black/African American:	0	0	0	0	0	0	0	0
Other multi-racial:	0	0	0	0	0	0	0	0
Asian/Pacific Islander:	0	0	0	0	0	0	0	0
Hispanic:	0	0	0	0	0	0	0	0
Total:	0	0	0	0	0	0	0	0



U.S. Department of Housing and Urban Development
Office of Community Planning and Development
Integrated Disbursement and Information System
CDBG Activity Summary Report (GPR) for Program Year 2021
SAN DIEGO

Date: 24-Sep-2022

Time: 15:19

Page: 194

Female-headed Households:

0 0 0

Income Category:

	Owner	Renter	Total	Person
Extremely Low	0	0	0	0
Low Mod	0	0	0	0
Moderate	0	0	0	0
Non Low Moderate	0	0	0	0
Total	0	0	0	0

Percent Low/Mod

Annual Accomplishments

No data returned for this view. This might be because the applied filter excludes all data.



U.S. Department of Housing and Urban Development
 Office of Community Planning and Development
 Integrated Disbursement and Information System
 CDBG Activity Summary Report (GPR) for Program Year 2021
 SAN DIEGO

Date: 24-Sep-2022
 Time: 15:19
 Page: 195

PGM Year: 2020
Project: 0009 - COMMUNITY AND PUBLIC SERVICES
IDIS Activity: 7515 - CITY SD-PS RENTAL ASSISTANCE-21
Status: Completed 3/8/2022 12:00:00 AM
Location: 1200 3rd Ave San Diego, CA 92101-4110
Objective: Provide decent affordable housing
Outcome: Availability/accessibility
Matrix Code: Subsistence Payment (05Q) **National Objective:** LMC

Activity to prevent, prepare for, and respond to Coronavirus: Yes

Initial Funding Date: 11/18/2020

Description:
 Rental Assistance program

Financing

	Fund Type	Grant Year	Grant	Funded Amount	Drawn In Program Year	Drawn Thru Program Year
CDBG	PI			\$1,800,000.00	\$0.00	\$1,800,000.00
Total	Total			\$1,800,000.00	\$0.00	\$1,800,000.00

Proposed Accomplishments

People (General) : 660

Actual Accomplishments

Number assisted:

	Owner		Renter		Total		Person	
	Total	Hispanic	Total	Hispanic	Total	Hispanic	Total	Hispanic
White:	0	0	0	0	0	0	558	199
Black/African American:	0	0	0	0	0	0	199	6
Asian:	0	0	0	0	0	0	179	2
American Indian/Alaskan Native:	0	0	0	0	0	0	5	4
Native Hawaiian/Other Pacific Islander:	0	0	0	0	0	0	22	2
American Indian/Alaskan Native & White:	0	0	0	0	0	0	7	1
Asian White:	0	0	0	0	0	0	15	2
Black/African American & White:	0	0	0	0	0	0	21	1
American Indian/Alaskan Native & Black/African American:	0	0	0	0	0	0	4	2
Other multi-racial:	0	0	0	0	0	0	310	200
Asian/Pacific Islander:	0	0	0	0	0	0	0	0
Hispanic:	0	0	0	0	0	0	0	0
Total:	0	0	0	0	0	0	1,320	419



U.S. Department of Housing and Urban Development
 Office of Community Planning and Development
 Integrated Disbursement and Information System
 CDBG Activity Summary Report (GPR) for Program Year 2021
 SAN DIEGO

Date: 24-Sep-2022
 Time: 15:19
 Page: 196

Female-headed Households: 0 0 0

Income Category:

	Owner	Renter	Total	Person
Extremely Low	0	0	0	909
Low Mod	0	0	0	329
Moderate	0	0	0	82
Non Low Moderate	0	0	0	0
Total	0	0	0	1,320
Percent Low/Mod				100.0%

Annual Accomplishments



U.S. Department of Housing and Urban Development
 Office of Community Planning and Development
 Integrated Disbursement and Information System
 CDBG Activity Summary Report (GPR) for Program Year 2021
 SAN DIEGO

Date: 24-Sep-2022
 Time: 15:19
 Page: 197

Years	Accomplishment Narrative	# Benefitting
2020	<p>For Fiscal Year 2021 closeout, 1320 clients were assisted. The San Diego Housing Commission (SDHC) administered the City of San Diego's COVID-19 Emergency Rental Assistance Program, which helped families with low income in the City who experienced financial hardship due to the COVID-19 pandemic.</p> <p>The program provided one-time payments of up to \$4,000 per qualifying household to help pay past-due and/or upcoming rent to assist with preventing housing displacement. Households residing in rental housing where restrictions recorded on the property require rents to remain affordable for specified income levels (deed-restricted affordable housing) were eligible to receive up to \$2,000. On 6/30/2020, the San Diego City Council authorized the expenditure of up to \$15,100,000 in federal Coronavirus Aid, Relief, and Economic Security (CARES) Act funds, which the U.S. Department of Housing and Urban Development (HUD) awarded to the City of San Diego (City), to create the COVID-19 Emergency Rental Assistance Program. These funds were provided to SDHC pursuant to the terms of a Memorandum of Understanding (MOU) between the City and SDHC for SDHC to provide oversight and administration for the program. This MOU also required SDHC to submit to the City fiscal and programmatic report on a monthly basis that summarizes the Project expenditures and Project goals accomplished during the month, along with all invoices and documentation required by the City. SDHC also is required to submit to the City a year-end report. Through its nonprofit affiliate, SDHC Building Opportunities Inc., SDHC also accepted private donations in support of this program through an online Go Fund Me charity page. SDHC created a web-based, online application portal to accept applications for this program. SDHC contracted with eight community-based organizations to help City residents with their applications, including residents without internet access. They were among 60 community-based organizations to which SDHC reached out to help raise awareness about the program and potentially help residents with their applications. SDHC contracted with 2-1-1 San Diego to answer calls and provide information about the program. SDHC also contracted with the National Conflict Resolution Center (NCRC) to provide conciliation or mediation services. Tenants or landlords may contact NCRC for dispute resolution services if a landlord declines to receive payment assistance on behalf of their tenant. In addition, SDHC engaged in paid media and news media outreach, including Spanish-language media, to raise public awareness of the program and the application deadlines.</p> <p>SDHC accepted applications through the online portal from 7/20/2020, through 8/7/2020. More than 13,000 applications were submitted to SDHC during the application period. Of these, more than 8,300 applicants provided information indicating they resided in the City of San Diego. A preliminary review of these applications identified approximately 3,000 that did not meet one or more of the eligibility criteria, and approximately 5,300 that initially appeared to meet all of the programs eligibility criteria:</p> <ul style="list-style-type: none"> -The household has a City of San Diego residence address; household income in January 2020, was at or below 60 percent of the San Diego Area Median Income (AMI); NOT currently receiving any rental subsidies; NOT currently a tenant of a property owned or managed by the SDHC; NOT have savings to meet their financial need; household has eligible immigration status; and the household experienced hardship directly related to COVID-19. <p>The initial determination of whether or not households met the qualifying criteria was based solely on the information the applicant indicated on their online application. SDHC then verified the information and the required documentation to determine whether applicants qualified for assistance.</p>	



U.S. Department of Housing and Urban Development
 Office of Community Planning and Development
 Integrated Disbursement and Information System
 CDBG Activity Summary Report (GPR) for Program Year 2021
 SAN DIEGO

Date: 24-Sep-2022
 Time: 15:19
 Page: 198

PGM Year: 2019
Project: 0033 - CDBG-CV Related activities
IDIS Activity: 7516 - CITY SD-PS RENTAL ASSISTANCE 2-20
Status: Completed 3/8/2022 12:00:00 AM
Location: 1122 Broadway Ste 300 Suite 300 San Diego, CA 92101-5629
Objective: Provide decent affordable housing
Outcome: Availability/accessibility
Matrix Code: Subsistence Payment (05Q) **National Objective:** LMC

Activity to prevent, prepare for, and respond to Coronavirus: Yes

Initial Funding Date: 02/17/2021

Description:
 Second rental assistance program

Financing

	Fund Type	Grant Year	Grant	Funded Amount	Drawn In Program Year	Drawn Thru Program Year
CDBG	EN	2020	B20MW060542	\$3,600,000.00	\$0.00	\$3,600,000.00
Total	Total			\$3,600,000.00	\$0.00	\$3,600,000.00

Proposed Accomplishments

Actual Accomplishments

Number assisted:

	Owner		Renter		Total		Person	
	Total	Hispanic	Total	Hispanic	Total	Hispanic	Total	Hispanic
White:	0	0	0	0	0	0		0
Black/African American:	0	0	0	0	0	0	0	0
Asian:	0	0	0	0	0	0	0	0
American Indian/Alaskan Native:	0	0	0	0	0	0	0	0
Native Hawaiian/Other Pacific Islander:	0	0	0	0	0	0	0	0
American Indian/Alaskan Native & White:	0	0	0	0	0	0	0	0
Asian White:	0	0	0	0	0	0	0	0
Black/African American & White:	0	0	0	0	0	0	0	0
American Indian/Alaskan Native & Black/African American:	0	0	0	0	0	0	0	0
Other multi-racial:	0	0	0	0	0	0	0	0
Asian/Pacific Islander:	0	0	0	0	0	0	0	0
Hispanic:	0	0	0	0	0	0	0	0
Total:	0	0	0	0	0	0	0	0
Female-headed Households:	0		0		0			



U.S. Department of Housing and Urban Development
 Office of Community Planning and Development
 Integrated Disbursement and Information System
 CDBG Activity Summary Report (GPR) for Program Year 2021
 SAN DIEGO

Date: 24-Sep-2022
 Time: 15:19
 Page: 199

Income Category:

	Owner	Renter	Total	Person
Extremely Low	0	0	0	0
Low Mod	0	0	0	0
Moderate	0	0	0	0
Non Low Moderate	0	0	0	0
Total	0	0	0	0
Percent Low/Mod				

Annual Accomplishments

Years	Accomplishment Narrative	# Benefiting
2020	For fiscal year 2021 closeout, 1320 combined clients were assisted with the first round of Rental Assistance, IDIS 7515. Activity has been linked to 7515 and accomplishment data will be reported in 7515.	



U.S. Department of Housing and Urban Development
 Office of Community Planning and Development
 Integrated Disbursement and Information System
 CDBG Activity Summary Report (GPR) for Program Year 2021
 SAN DIEGO

Date: 24-Sep-2022
 Time: 15:19
 Page: 200

PGM Year: 2020
Project: 0006 - AFFORDABLE HOUSING AND RESIDENTIAL REHABILITATION
IDIS Activity: 7517 - TBD-HOUSING RECOVERY PROGRAM-21

Status: Canceled 9/7/2022 1:04:30 PM
Location: 1200 3rd Ave Ste 1400 San Diego, CA 92101-4157
Objective: Provide decent affordable housing
Outcome: Affordability
Matrix Code: Homeless Facilities (not operating costs) (03C)
National Objective: LMC

Activity to prevent, prepare for, and respond to Coronavirus: Yes

Initial Funding Date: 08/27/2021

Description:
 Housing recovery program Amount of \$2,234,266 was reprogrammed to 7706 Serenade on 43rd project.

Financing
 No data returned for this view. This might be because the applied filter excludes all data.

Proposed Accomplishments

Public Facilities : 1

Actual Accomplishments

Number assisted:

	Owner		Renter		Total		Person	
	Total	Hispanic	Total	Hispanic	Total	Hispanic	Total	Hispanic
White:	0	0	0	0	0	0		0
Black/African American:	0	0	0	0	0	0	0	0
Asian:	0	0	0	0	0	0	0	0
American Indian/Alaskan Native:	0	0	0	0	0	0	0	0
Native Hawaiian/Other Pacific Islander:	0	0	0	0	0	0	0	0
American Indian/Alaskan Native & White:	0	0	0	0	0	0	0	0
Asian White:	0	0	0	0	0	0	0	0
Black/African American & White:	0	0	0	0	0	0	0	0
American Indian/Alaskan Native & Black/African American:	0	0	0	0	0	0	0	0
Other multi-racial:	0	0	0	0	0	0	0	0



U.S. Department of Housing and Urban Development
 Office of Community Planning and Development
 Integrated Disbursement and Information System
 CDBG Activity Summary Report (GPR) for Program Year 2021
 SAN DIEGO

Date: 24-Sep-2022
 Time: 15:19
 Page: 201

Asian/Pacific Islander:	0	0	0	0	0	0	0	0
Hispanic:	0	0	0	0	0	0	0	0
Total:	0	0	0	0	0	0	0	0

Female-headed Households: 0 0 0 0

Income Category:

	Owner	Renter	Total	Person
Extremely Low	0	0	0	0
Low Mod	0	0	0	0
Moderate	0	0	0	0
Non Low Moderate	0	0	0	0
Total	0	0	0	0

Percent Low/Mod

Annual Accomplishments

No data returned for this view. This might be because the applied filter excludes all data.



U.S. Department of Housing and Urban Development
 Office of Community Planning and Development
 Integrated Disbursement and Information System
 CDBG Activity Summary Report (GPR) for Program Year 2021
 SAN DIEGO

Date: 24-Sep-2022
 Time: 15:19
 Page: 202

PGM Year: 2020
Project: 0001 - Workforce Development
IDIS Activity: 7519 - SDWP-TECH HIRE-21
Status: Open
Location: 9246 Lightwave Ave Ste 210 Suite 210 San Diego, CA 92123-6411
Objective: Create economic opportunities
Outcome: Availability/accessibility
Matrix Code: Employment Training (05H) **National Objective:** LMC

Activity to prevent, prepare for, and respond to Coronavirus: No

Initial Funding Date: 06/01/2021

Description:
 SDWP Tech Hire program

Financing

	Fund Type	Grant Year	Grant	Funded Amount	Drawn In Program Year	Drawn Thru Program Year
CDBG	EN	2018	B18MC060542	\$500,000.00	\$0.00	\$500,000.00
Total	Total			\$500,000.00	\$0.00	\$500,000.00

Proposed Accomplishments

People (General) : 84

Actual Accomplishments

Number assisted:

	Owner		Renter		Total		Person	
	Total	Hispanic	Total	Hispanic	Total	Hispanic	Total	Hispanic
White:	0	0	0	0	0	0	58	21
Black/African American:	0	0	0	0	0	0	9	2
Asian:	0	0	0	0	0	0	28	1
American Indian/Alaskan Native:	0	0	0	0	0	0	3	2
Native Hawaiian/Other Pacific Islander:	0	0	0	0	0	0	2	0
American Indian/Alaskan Native & White:	0	0	0	0	0	0	2	1
Asian White:	0	0	0	0	0	0	5	0
Black/African American & White:	0	0	0	0	0	0	0	0
American Indian/Alaskan Native & Black/African American:	0	0	0	0	0	0	0	0
Other multi-racial:	0	0	0	0	0	0	2	1
Asian/Pacific Islander:	0	0	0	0	0	0	0	0
Hispanic:	0	0	0	0	0	0	0	0
Total:	0	0	0	0	0	0	109	28



U.S. Department of Housing and Urban Development
 Office of Community Planning and Development
 Integrated Disbursement and Information System
 CDBG Activity Summary Report (GPR) for Program Year 2021
 SAN DIEGO

Date: 24-Sep-2022
 Time: 15:19
 Page: 203

Female-headed Households: 0 0 0

Income Category:

	Owner	Renter	Total	Person
Extremely Low	0	0	0	65
Low Mod	0	0	0	12
Moderate	0	0	0	12
Non Low Moderate	0	0	0	20
Total	0	0	0	109
Percent Low/Mod				81.7%

Annual Accomplishments

Years	Accomplishment Narrative	# Benefitting
2020	For the first 6 months of fiscal year 2021, 109 clients have been assisted.	



U.S. Department of Housing and Urban Development
 Office of Community Planning and Development
 Integrated Disbursement and Information System
 CDBG Activity Summary Report (GPR) for Program Year 2021
 SAN DIEGO

Date: 24-Sep-2022
 Time: 15:19
 Page: 204

PGM Year: 2019
Project: 0033 - CDBG-CV Related activities
IDIS Activity: 7520 - ADMIN CDBG-CV20
 Status: Open
 Location: ,
 Objective:
 Outcome:
 Matrix Code: General Program Administration (21A) National Objective:

Activity to prevent, prepare for, and respond to Coronavirus: Yes

Initial Funding Date: 03/18/2021

Description:
 CDBG-CV Admin costs

Financing

	Fund Type	Grant Year	Grant	Funded Amount	Drawn In Program Year	Drawn Thru Program Year
CDBG	EN	2020	B20MW060542	\$3,442,790.00	\$224,753.28	\$517,680.02
Total	Total			\$3,442,790.00	\$224,753.28	\$517,680.02

Proposed Accomplishments

Actual Accomplishments

Number assisted:

	Owner		Renter		Total		Person	
	Total	Hispanic	Total	Hispanic	Total	Hispanic	Total	Hispanic
White:					0	0		
Black/African American:					0	0		
Asian:					0	0		
American Indian/Alaskan Native:					0	0		
Native Hawaiian/Other Pacific Islander:					0	0		
American Indian/Alaskan Native & White:					0	0		
Asian White:					0	0		
Black/African American & White:					0	0		
American Indian/Alaskan Native & Black/African American:					0	0		
Other multi-racial:					0	0		
Asian/Pacific Islander:					0	0		
Hispanic:					0	0		
Total:	0	0	0	0	0	0	0	0

Female-headed Households:

0



U.S. Department of Housing and Urban Development
Office of Community Planning and Development
Integrated Disbursement and Information System
CDBG Activity Summary Report (GPR) for Program Year 2021
SAN DIEGO

Date: 24-Sep-2022

Time: 15:19

Page: 205

Income Category:

	Owner	Renter	Total	Person
Extremely Low			0	
Low Mod			0	
Moderate			0	
Non Low Moderate			0	
Total	0	0	0	0
Percent Low/Mod				

Annual Accomplishments

No data returned for this view. This might be because the applied filter excludes all data.



U.S. Department of Housing and Urban Development
 Office of Community Planning and Development
 Integrated Disbursement and Information System
 CDBG Activity Summary Report (GPR) for Program Year 2021
 SAN DIEGO

Date: 24-Sep-2022
 Time: 15:19
 Page: 206

PGM Year: 2020
Project: 0009 - COMMUNITY AND PUBLIC SERVICES
IDIS Activity: 7552 - BAYSIDE-COVID PS SERVICES-21

Status: Open
Location: 2202 Comstock St San Diego, CA 92111-6502
Objective: Create suitable living environments
Outcome: Availability/accessibility
Matrix Code: Other Public Services Not Listed in 05A-05Y, 03T (05Z) **National Objective:** LMC

Activity to prevent, prepare for, and respond to Coronavirus: Yes

Initial Funding Date: 06/01/2021

Description:
 COVID-19 Related Public Services

Financing

	Fund Type	Grant Year	Grant	Funded Amount	Drawn In Program Year	Drawn Thru Program Year
CDBG	EN	2020	B20MC060542	\$44,342.33	\$40,198.92	\$40,651.11
	PI			\$39,185.67	\$22,489.22	\$39,185.67
Total	Total			\$83,528.00	\$62,688.14	\$79,836.78

Proposed Accomplishments

People (General) : 630

Actual Accomplishments

Number assisted:

	Owner		Renter		Total		Person	
	Total	Hispanic	Total	Hispanic	Total	Hispanic	Total	Hispanic
White:	0	0	0	0	0	0	76	69
Black/African American:	0	0	0	0	0	0	3	0
Asian:	0	0	0	0	0	0	62	0
American Indian/Alaskan Native:	0	0	0	0	0	0	1	0
Native Hawaiian/Other Pacific Islander:	0	0	0	0	0	0	3	0
American Indian/Alaskan Native & White:	0	0	0	0	0	0	0	0
Asian White:	0	0	0	0	0	0	1	0
Black/African American & White:	0	0	0	0	0	0	0	0
American Indian/Alaskan Native & Black/African American:	0	0	0	0	0	0	0	0
Other multi-racial:	0	0	0	0	0	0	1	0
Asian/Pacific Islander:	0	0	0	0	0	0	0	0
Hispanic:	0	0	0	0	0	0	0	0



U.S. Department of Housing and Urban Development
 Office of Community Planning and Development
 Integrated Disbursement and Information System
 CDBG Activity Summary Report (GPR) for Program Year 2021
 SAN DIEGO

Date: 24-Sep-2022
 Time: 15:19
 Page: 207

Total:	0	0	0	0	0	0	147	69	
Female-headed Households:	0		0		0				
<i>Income Category:</i>									
	Owner	Renter	Total						Person
Extremely Low	0	0	0						132
Low Mod	0	0	0						9
Moderate	0	0	0						4
Non Low Moderate	0	0	0						2
Total	0	0	0						147
Percent Low/Mod									98.6%

Annual Accomplishments

Years	Accomplishment Narrative	# Benefitting
2021	For the first 9 months of the reporting period (March-December), 147 clients have been assisted.	



U.S. Department of Housing and Urban Development
 Office of Community Planning and Development
 Integrated Disbursement and Information System
 CDBG Activity Summary Report (GPR) for Program Year 2021
 SAN DIEGO

Date: 24-Sep-2022
 Time: 15:19
 Page: 208

PGM Year: 2020
Project: 0009 - COMMUNITY AND PUBLIC SERVICES
IDIS Activity: 7553 - CHCDC-COVID-PROJECT NOURISH-21
Status: Open
Location: 4001 El Cajon Blvd Ste 205 Suite 205 San Diego, CA 92105-1111
Objective: Create suitable living environments
Outcome: Availability/accessibility
Matrix Code: Food Banks (05W) **National Objective:** LMC

Activity to prevent, prepare for, and respond to Coronavirus: Yes

Initial Funding Date: 06/01/2021

Description:
 COVID-19 Related Public Services

Financing

	Fund Type	Grant Year	Grant	Funded Amount	Drawn In Program Year	Drawn Thru Program Year
CDBG	EN	2020	B20MC060542	\$64,026.40	\$5,900.28	\$5,900.28
	PI			\$11,186.60	\$11,186.60	\$11,186.60
Total	Total			\$75,213.00	\$17,086.88	\$17,086.88

Proposed Accomplishments

People (General) : 650

Actual Accomplishments

Number assisted:

	Owner		Renter		Total		Person	
	Total	Hispanic	Total	Hispanic	Total	Hispanic	Total	Hispanic
White:	0	0	0	0	0	0	0	0
Black/African American:	0	0	0	0	0	0	0	0
Asian:	0	0	0	0	0	0	0	0
American Indian/Alaskan Native:	0	0	0	0	0	0	0	0
Native Hawaiian/Other Pacific Islander:	0	0	0	0	0	0	0	0
American Indian/Alaskan Native & White:	0	0	0	0	0	0	0	0
Asian White:	0	0	0	0	0	0	0	0
Black/African American & White:	0	0	0	0	0	0	0	0
American Indian/Alaskan Native & Black/African American:	0	0	0	0	0	0	0	0
Other multi-racial:	0	0	0	0	0	0	0	0
Asian/Pacific Islander:	0	0	0	0	0	0	0	0
Hispanic:	0	0	0	0	0	0	0	0



U.S. Department of Housing and Urban Development
 Office of Community Planning and Development
 Integrated Disbursement and Information System
 CDBG Activity Summary Report (GPR) for Program Year 2021
 SAN DIEGO

Date: 24-Sep-2022
 Time: 15:19
 Page: 209

Total: 0 0 0 0 0 0 0 0

Female-headed Households: 0 0 0 0

Income Category:

	Owner	Renter	Total	Person
Extremely Low	0	0	0	0
Low Mod	0	0	0	0
Moderate	0	0	0	0
Non Low Moderate	0	0	0	0
Total	0	0	0	0
Percent Low/Mod				

Annual Accomplishments

No data returned for this view. This might be because the applied filter excludes all data.



U.S. Department of Housing and Urban Development
 Office of Community Planning and Development
 Integrated Disbursement and Information System
 CDBG Activity Summary Report (GPR) for Program Year 2021
 SAN DIEGO

Date: 24-Sep-2022
 Time: 15:19
 Page: 210

PGM Year: 2019
Project: 0033 - CDBG-CV Related activities
IDIS Activity: 7554 - FHCSO-COVID TIGER TEAM-CV20
Status: Open
Location: 823 Gateway Center Way San Diego, CA 92102-4541
Objective: Create suitable living environments
Outcome: Availability/accessibility
Matrix Code: Other Public Services Not Listed in 05A-05Y, 03T (05Z) **National Objective:** LMC

Activity to prevent, prepare for, and respond to Coronavirus: Yes

Initial Funding Date: 04/05/2021

Description:
 COVID-19 Related Public Services

Financing

	Fund Type	Grant Year	Grant	Funded Amount	Drawn In Program Year	Drawn Thru Program Year
CDBG	EN	2020	B20MW060542	\$423,732.00	\$0.00	\$0.00
Total	Total			\$423,732.00	\$0.00	\$0.00

Proposed Accomplishments

People (General) : 1,080

Actual Accomplishments

Number assisted:

	Owner		Renter		Total		Person	
	Total	Hispanic	Total	Hispanic	Total	Hispanic	Total	Hispanic
White:	0	0	0	0	0	0	126	80
Black/African American:	0	0	0	0	0	0	36	1
Asian:	0	0	0	0	0	0	6	0
American Indian/Alaskan Native:	0	0	0	0	0	0	1	0
Native Hawaiian/Other Pacific Islander:	0	0	0	0	0	0	4	0
American Indian/Alaskan Native & White:	0	0	0	0	0	0	0	0
Asian White:	0	0	0	0	0	0	0	0
Black/African American & White:	0	0	0	0	0	0	0	0
American Indian/Alaskan Native & Black/African American:	0	0	0	0	0	0	0	0
Other multi-racial:	0	0	0	0	0	0	47	39
Asian/Pacific Islander:	0	0	0	0	0	0	0	0
Hispanic:	0	0	0	0	0	0	0	0
Total:	0	0	0	0	0	0	220	120



U.S. Department of Housing and Urban Development
 Office of Community Planning and Development
 Integrated Disbursement and Information System
 CDBG Activity Summary Report (GPR) for Program Year 2021
 SAN DIEGO

Date: 24-Sep-2022
 Time: 15:19
 Page: 211

Female-headed Households: 0 0 0

Income Category:

	Owner	Renter	Total	Person
Extremely Low	0	0	0	206
Low Mod	0	0	0	13
Moderate	0	0	0	1
Non Low Moderate	0	0	0	0
Total	0	0	0	220
Percent Low/Mod				100.0%

Annual Accomplishments

Years	Accomplishment Narrative	# Benefitting
2022	For the first 9 months of the reporting period (March-December), 220 clients have been assisted.	



U.S. Department of Housing and Urban Development
 Office of Community Planning and Development
 Integrated Disbursement and Information System
 CDBG Activity Summary Report (GPR) for Program Year 2021
 SAN DIEGO

Date: 24-Sep-2022
 Time: 15:19
 Page: 212

PGM Year: 2019
Project: 0033 - CDBG-CV Related activities
IDIS Activity: 7555 - TRAVELERS AID-COVID SENIOR SERVICES-CV20
Status: Open
Location: 2615 Camino Del Rio S Ste 103 San Diego, CA 92108-3713
Objective: Create suitable living environments
Outcome: Availability/accessibility
Matrix Code: Senior Services (05A) **National Objective:** LMC

Activity to prevent, prepare for, and respond to Coronavirus: Yes

Initial Funding Date: 04/05/2021

Description:
 COVID-19 Related Public Services

Financing

	Fund Type	Grant Year	Grant	Funded Amount	Drawn In Program Year	Drawn Thru Program Year
CDBG	EN	2020	B20MW060542	\$110,000.00	\$102,591.99	\$102,591.99
Total	Total			\$110,000.00	\$102,591.99	\$102,591.99

Proposed Accomplishments

People (General) : 110

Actual Accomplishments

Number assisted:

	Owner		Renter		Total		Person	
	Total	Hispanic	Total	Hispanic	Total	Hispanic	Total	Hispanic
White:	0	0	0	0	0	0		0
Black/African American:	0	0	0	0	0	0	0	0
Asian:	0	0	0	0	0	0	0	0
American Indian/Alaskan Native:	0	0	0	0	0	0	0	0
Native Hawaiian/Other Pacific Islander:	0	0	0	0	0	0	0	0
American Indian/Alaskan Native & White:	0	0	0	0	0	0	0	0
Asian White:	0	0	0	0	0	0	0	0
Black/African American & White:	0	0	0	0	0	0	0	0
American Indian/Alaskan Native & Black/African American:	0	0	0	0	0	0	0	0
Other multi-racial:	0	0	0	0	0	0	0	0
Asian/Pacific Islander:	0	0	0	0	0	0	0	0
Hispanic:	0	0	0	0	0	0	0	0
Total:	0	0	0	0	0	0	0	0



U.S. Department of Housing and Urban Development
Office of Community Planning and Development
Integrated Disbursement and Information System
CDBG Activity Summary Report (GPR) for Program Year 2021
SAN DIEGO

Date: 24-Sep-2022

Time: 15:19

Page: 213

Female-headed Households:

0 0 0

Income Category:

	Owner	Renter	Total	Person
Extremely Low	0	0	0	0
Low Mod	0	0	0	0
Moderate	0	0	0	0
Non Low Moderate	0	0	0	0
Total	0	0	0	0

Percent Low/Mod

Annual Accomplishments

No data returned for this view. This might be because the applied filter excludes all data.



U.S. Department of Housing and Urban Development
 Office of Community Planning and Development
 Integrated Disbursement and Information System
 CDBG Activity Summary Report (GPR) for Program Year 2021
 SAN DIEGO

Date: 24-Sep-2022
 Time: 15:19
 Page: 214

PGM Year: 2019
Project: 0033 - CDBG-CV Related activities
IDIS Activity: 7556 - REALITY CHANGERS-COVID CARES REQUEST-CV20
Status: Open
Location: 4251 37th St San Diego, CA 92105-1077
Objective: Create suitable living environments
Outcome: Availability/accessibility
Matrix Code: Other Public Services Not Listed in 05A-05Y, 03T (05Z)
National Objective: LMC

Activity to prevent, prepare for, and respond to Coronavirus: Yes

Initial Funding Date: 04/05/2021

Description:
 COVID-19 related Public Services

Financing

	Fund Type	Grant Year	Grant	Funded Amount	Drawn In Program Year	Drawn Thru Program Year
CDBG	EN	2020	B20MW060542	\$120,000.00	\$84,057.95	\$84,057.95
Total	Total			\$120,000.00	\$84,057.95	\$84,057.95

Proposed Accomplishments

People (General) : 200

Actual Accomplishments

Number assisted:

	Owner		Renter		Total		Person	
	Total	Hispanic	Total	Hispanic	Total	Hispanic	Total	Hispanic
White:	0	0	0	0	0	0		0
Black/African American:	0	0	0	0	0	0	0	0
Asian:	0	0	0	0	0	0	0	0
American Indian/Alaskan Native:	0	0	0	0	0	0	0	0
Native Hawaiian/Other Pacific Islander:	0	0	0	0	0	0	0	0
American Indian/Alaskan Native & White:	0	0	0	0	0	0	0	0
Asian White:	0	0	0	0	0	0	0	0
Black/African American & White:	0	0	0	0	0	0	0	0
American Indian/Alaskan Native & Black/African American:	0	0	0	0	0	0	0	0
Other multi-racial:	0	0	0	0	0	0	0	0
Asian/Pacific Islander:	0	0	0	0	0	0	0	0
Hispanic:	0	0	0	0	0	0	0	0
Total:	0	0	0	0	0	0	0	0



U.S. Department of Housing and Urban Development
Office of Community Planning and Development
Integrated Disbursement and Information System
CDBG Activity Summary Report (GPR) for Program Year 2021
SAN DIEGO

Date: 24-Sep-2022

Time: 15:19

Page: 215

Female-headed Households: 0 0 0

Income Category:

	Owner	Renter	Total	Person
Extremely Low	0	0	0	0
Low Mod	0	0	0	0
Moderate	0	0	0	0
Non Low Moderate	0	0	0	0
Total	0	0	0	0

Percent Low/Mod

Annual Accomplishments

No data returned for this view. This might be because the applied filter excludes all data.



U.S. Department of Housing and Urban Development
 Office of Community Planning and Development
 Integrated Disbursement and Information System
 CDBG Activity Summary Report (GPR) for Program Year 2021
 SAN DIEGO

Date: 24-Sep-2022
 Time: 15:19
 Page: 216

PGM Year: 2019
Project: 0033 - CDBG-CV Related activities
IDIS Activity: 7557 - BIRTHLINE SD-COVID CLAIREMONT SERVICES-CV20

Status: Open Objective: Create suitable living environments
 Location: 3660 Clairemont Dr Ste 4 Suite 4 San Diego, CA 92117-5913 Outcome: Availability/accessibility
 Matrix Code: Other Public Services Not Listed in 05A-05Y, 03T (05Z) National Objective: LMC

Activity to prevent, prepare for, and respond to Coronavirus: Yes

Initial Funding Date: 04/05/2021

Description:
 COVID-19 related Public Services

Financing

	Fund Type	Grant Year	Grant	Funded Amount	Drawn In Program Year	Drawn Thru Program Year
CDBG	EN	2020	B20MW060542	\$153,281.00	\$102,632.69	\$102,632.69
Total	Total			\$153,281.00	\$102,632.69	\$102,632.69

Proposed Accomplishments

People (General) : 900

Actual Accomplishments

Number assisted:

	Owner		Renter		Total		Person	
	Total	Hispanic	Total	Hispanic	Total	Hispanic	Total	Hispanic
White:	0	0	0	0	0	0		0
Black/African American:	0	0	0	0	0	0	0	0
Asian:	0	0	0	0	0	0	0	0
American Indian/Alaskan Native:	0	0	0	0	0	0	0	0
Native Hawaiian/Other Pacific Islander:	0	0	0	0	0	0	0	0
American Indian/Alaskan Native & White:	0	0	0	0	0	0	0	0
Asian White:	0	0	0	0	0	0	0	0
Black/African American & White:	0	0	0	0	0	0	0	0
American Indian/Alaskan Native & Black/African American:	0	0	0	0	0	0	0	0
Other multi-racial:	0	0	0	0	0	0	0	0
Asian/Pacific Islander:	0	0	0	0	0	0	0	0
Hispanic:	0	0	0	0	0	0	0	0
Total:	0	0	0	0	0	0	0	0



U.S. Department of Housing and Urban Development
 Office of Community Planning and Development
 Integrated Disbursement and Information System
 CDBG Activity Summary Report (GPR) for Program Year 2021
 SAN DIEGO

Date: 24-Sep-2022
 Time: 15:19
 Page: 217

Female-headed Households: 0 0 0

Income Category:

	Owner	Renter	Total	Person
Extremely Low	0	0	0	0
Low Mod	0	0	0	0
Moderate	0	0	0	0
Non Low Moderate	0	0	0	0
Total	0	0	0	0

Percent Low/Mod

Annual Accomplishments

No data returned for this view. This might be because the applied filter excludes all data.



U.S. Department of Housing and Urban Development
 Office of Community Planning and Development
 Integrated Disbursement and Information System
 CDBG Activity Summary Report (GPR) for Program Year 2021
 SAN DIEGO

Date: 24-Sep-2022
 Time: 15:19
 Page: 218

PGM Year: 2019
Project: 0033 - CDBG-CV Related activities
IDIS Activity: 7558 - SDLGBT COMM CTR-COVID EMERGENCY RESPONSE-CV20
Status: Open
Location: 3909 Centre St San Diego, CA 92103-3410
Objective: Create suitable living environments
Outcome: Availability/accessibility
Matrix Code: Other Public Services Not Listed in 05A-05Y, 03T (05Z)
National Objective: LMC

Activity to prevent, prepare for, and respond to Coronavirus: Yes

Initial Funding Date: 04/05/2021

Description:
 COVID-19 related Public Services

Financing

	Fund Type	Grant Year	Grant	Funded Amount	Drawn In Program Year	Drawn Thru Program Year
CDBG	EN	2020	B20MW060542	\$176,682.00	\$13,323.46	\$13,323.46
Total	Total			\$176,682.00	\$13,323.46	\$13,323.46

Proposed Accomplishments

People (General) : 800

Actual Accomplishments

Number assisted:

	Owner		Renter		Total		Person	
	Total	Hispanic	Total	Hispanic	Total	Hispanic	Total	Hispanic
White:	0	0	0	0	0	0		0
Black/African American:	0	0	0	0	0	0	0	0
Asian:	0	0	0	0	0	0	0	0
American Indian/Alaskan Native:	0	0	0	0	0	0	0	0
Native Hawaiian/Other Pacific Islander:	0	0	0	0	0	0	0	0
American Indian/Alaskan Native & White:	0	0	0	0	0	0	0	0
Asian White:	0	0	0	0	0	0	0	0
Black/African American & White:	0	0	0	0	0	0	0	0
American Indian/Alaskan Native & Black/African American:	0	0	0	0	0	0	0	0
Other multi-racial:	0	0	0	0	0	0	0	0
Asian/Pacific Islander:	0	0	0	0	0	0	0	0
Hispanic:	0	0	0	0	0	0	0	0
Total:	0	0	0	0	0	0	0	0



U.S. Department of Housing and Urban Development
Office of Community Planning and Development
Integrated Disbursement and Information System
CDBG Activity Summary Report (GPR) for Program Year 2021
SAN DIEGO

Date: 24-Sep-2022

Time: 15:19

Page: 219

Female-headed Households:

0 0 0

Income Category:

	Owner	Renter	Total	Person
Extremely Low	0	0	0	0
Low Mod	0	0	0	0
Moderate	0	0	0	0
Non Low Moderate	0	0	0	0
Total	0	0	0	0

Percent Low/Mod

Annual Accomplishments

No data returned for this view. This might be because the applied filter excludes all data.



U.S. Department of Housing and Urban Development
 Office of Community Planning and Development
 Integrated Disbursement and Information System
 CDBG Activity Summary Report (GPR) for Program Year 2021
 SAN DIEGO

Date: 24-Sep-2022
 Time: 15:19
 Page: 220

PGM Year: 2019
Project: 0033 - CDBG-CV Related activities
IDIS Activity: 7559 - LHCDC-COVID CARES ACT-CV20
Status: Open
Location: 3040 Imperial Ave San Diego, CA 92102-4128
Objective: Create suitable living environments
Outcome: Availability/accessibility
Matrix Code: Other Public Services Not Listed in 05A-05Y, 03T (05Z) **National Objective:** LMC

Activity to prevent, prepare for, and respond to Coronavirus: Yes

Initial Funding Date: 04/05/2021

Description:
 COVID-19 related Public Services

Financing

	Fund Type	Grant Year	Grant	Funded Amount	Drawn In Program Year	Drawn Thru Program Year
CDBG	EN	2020	B20MW060542	\$100,000.00	\$31,916.37	\$31,916.37
Total	Total			\$100,000.00	\$31,916.37	\$31,916.37

Proposed Accomplishments

People (General) : 60

Actual Accomplishments

Number assisted:

	Owner		Renter		Total		Person	
	Total	Hispanic	Total	Hispanic	Total	Hispanic	Total	Hispanic
White:	0	0	0	0	0	0		0
Black/African American:	0	0	0	0	0	0	0	0
Asian:	0	0	0	0	0	0	0	0
American Indian/Alaskan Native:	0	0	0	0	0	0	0	0
Native Hawaiian/Other Pacific Islander:	0	0	0	0	0	0	0	0
American Indian/Alaskan Native & White:	0	0	0	0	0	0	0	0
Asian White:	0	0	0	0	0	0	0	0
Black/African American & White:	0	0	0	0	0	0	0	0
American Indian/Alaskan Native & Black/African American:	0	0	0	0	0	0	0	0
Other multi-racial:	0	0	0	0	0	0	0	0
Asian/Pacific Islander:	0	0	0	0	0	0	0	0
Hispanic:	0	0	0	0	0	0	0	0
Total:	0	0	0	0	0	0	0	0



U.S. Department of Housing and Urban Development
Office of Community Planning and Development
Integrated Disbursement and Information System
CDBG Activity Summary Report (GPR) for Program Year 2021
SAN DIEGO

Date: 24-Sep-2022
Time: 15:19
Page: 221

Female-headed Households: 0 0 0

Income Category:

	Owner	Renter	Total	Person
Extremely Low	0	0	0	0
Low Mod	0	0	0	0
Moderate	0	0	0	0
Non Low Moderate	0	0	0	0
Total	0	0	0	0

Percent Low/Mod

Annual Accomplishments

No data returned for this view. This might be because the applied filter excludes all data.



U.S. Department of Housing and Urban Development
 Office of Community Planning and Development
 Integrated Disbursement and Information System
 CDBG Activity Summary Report (GPR) for Program Year 2021
 SAN DIEGO

Date: 24-Sep-2022
 Time: 15:19
 Page: 222

PGM Year: 2019
Project: 0033 - CDBG-CV Related activities
IDIS Activity: 7560 - UPAC-COVID NE CENTER-CV20

Status: Open
Location: 5296 University Ave San Diego, CA 92105-2269

Objective: Create suitable living environments
Outcome: Availability/accessibility
Matrix Code: Other Public Services Not Listed in 05A-05Y, 03T (05Z) **National Objective:** LMC

Activity to prevent, prepare for, and respond to Coronavirus: Yes

Initial Funding Date: 04/05/2021

Description:
 COVID-19 related Public Services

Financing

	Fund Type	Grant Year	Grant	Funded Amount	Drawn In Program Year	Drawn Thru Program Year
CDBG	EN	2020	B20MW060542	\$187,500.00	\$171,251.92	\$171,251.92
Total	Total			\$187,500.00	\$171,251.92	\$171,251.92

Proposed Accomplishments

People (General) : 8,190

Actual Accomplishments

Number assisted:

	Owner		Renter		Total		Person	
	Total	Hispanic	Total	Hispanic	Total	Hispanic	Total	Hispanic
White:	0	0	0	0	0	0	225	124
Black/African American:	0	0	0	0	0	0	537	7
Asian:	0	0	0	0	0	0	1,286	0
American Indian/Alaskan Native:	0	0	0	0	0	0	3	0
Native Hawaiian/Other Pacific Islander:	0	0	0	0	0	0	10	0
American Indian/Alaskan Native & White:	0	0	0	0	0	0	6	5
Asian White:	0	0	0	0	0	0	13	0
Black/African American & White:	0	0	0	0	0	0	61	1
American Indian/Alaskan Native & Black/African American:	0	0	0	0	0	0	8	0
Other multi-racial:	0	0	0	0	0	0	1,287	1,172
Asian/Pacific Islander:	0	0	0	0	0	0	0	0
Hispanic:	0	0	0	0	0	0	0	0
Total:	0	0	0	0	0	0	3,436	1,309



U.S. Department of Housing and Urban Development
 Office of Community Planning and Development
 Integrated Disbursement and Information System
 CDBG Activity Summary Report (GPR) for Program Year 2021
 SAN DIEGO

Date: 24-Sep-2022
 Time: 15:19
 Page: 223

Female-headed Households: 0 0 0

Income Category:

	Owner	Renter	Total	Person
Extremely Low	0	0	0	3,293
Low Mod	0	0	0	129
Moderate	0	0	0	14
Non Low Moderate	0	0	0	0
Total	0	0	0	3,436
Percent Low/Mod				100.0%

Annual Accomplishments

Years	Accomplishment Narrative	# Benefitting
2021	The UPAC COVID-19 CDBG Food Distribution Program thrived by engaging with our local community and creating positive experiences for families affected by the COVID-19 pandemic. During the required 49 weeks of food distribution, the UPAC Neighborhood Enterprise Center (NEC) has provided supplemental food assistance through drive-thru/walk-in food distribution to low income families experiencing COVID-19 related hardships in City Heights. During the 12-month period, we have served a total of 11,681 food boxes/packages which was 323,393 lbs of food containing items such as canned & dry goods and fresh fruits & vegetables. In addition, the NEC also distributed 10,045 HOT family sized meals during the 49 week period. Families were also able to access additional technical assistance from other programs such as UPAC COVID-19 Outreach. Participants received masks, sanitizers, test kits, assistance with vaccinations & boosters, and other COVID-19 related resources. The NEC also provided access to CalFresh application assistance, Homeless Outreach, and other goods/items donated by various organizations & businesses. No PPP funds were received during our CDBG Food Distribution Program. The number of unduplicated individuals served was less than originally anticipated because there were a large number of families needing supplemental food assistance repeatedly on a weekly basis due to COVID hardships. The program served an estimated 40,884 individuals (duplicated) over the 12 month contract period.	



U.S. Department of Housing and Urban Development
 Office of Community Planning and Development
 Integrated Disbursement and Information System
 CDBG Activity Summary Report (GPR) for Program Year 2021
 SAN DIEGO

Date: 24-Sep-2022
 Time: 15:19
 Page: 224

PGM Year: 2019
Project: 0033 - CDBG-CV Related activities
IDIS Activity: 7561 - SERV SRS-COVID FOOD ASST-CV20
Status: Open
Location: 525 14th St Ste 200 San Diego, CA 92101-7556
Objective: Create suitable living environments
Outcome: Availability/accessibility
Matrix Code: Food Banks (05W) **National Objective:** LMC

Activity to prevent, prepare for, and respond to Coronavirus: Yes

Initial Funding Date: 04/05/2021

Description:
 COVID-19 related Public Services

Financing

	Fund Type	Grant Year	Grant	Funded Amount	Drawn In Program Year	Drawn Thru Program Year
CDBG	EN	2020	B20MW060542	\$150,000.00	\$75,705.59	\$75,705.59
Total	Total			\$150,000.00	\$75,705.59	\$75,705.59

Proposed Accomplishments

People (General) : 496

Actual Accomplishments

Number assisted:

	Owner		Renter		Total		Person	
	Total	Hispanic	Total	Hispanic	Total	Hispanic	Total	Hispanic
White:	0	0	0	0	0	0		0
Black/African American:	0	0	0	0	0	0	0	0
Asian:	0	0	0	0	0	0	0	0
American Indian/Alaskan Native:	0	0	0	0	0	0	0	0
Native Hawaiian/Other Pacific Islander:	0	0	0	0	0	0	0	0
American Indian/Alaskan Native & White:	0	0	0	0	0	0	0	0
Asian White:	0	0	0	0	0	0	0	0
Black/African American & White:	0	0	0	0	0	0	0	0
American Indian/Alaskan Native & Black/African American:	0	0	0	0	0	0	0	0
Other multi-racial:	0	0	0	0	0	0	0	0
Asian/Pacific Islander:	0	0	0	0	0	0	0	0
Hispanic:	0	0	0	0	0	0	0	0
Total:	0	0	0	0	0	0	0	0



U.S. Department of Housing and Urban Development
Office of Community Planning and Development
Integrated Disbursement and Information System
CDBG Activity Summary Report (GPR) for Program Year 2021
SAN DIEGO

Date: 24-Sep-2022

Time: 15:19

Page: 225

Female-headed Households:

0 0 0

Income Category:

	Owner	Renter	Total	Person
Extremely Low	0	0	0	0
Low Mod	0	0	0	0
Moderate	0	0	0	0
Non Low Moderate	0	0	0	0
Total	0	0	0	0

Percent Low/Mod

Annual Accomplishments

No data returned for this view. This might be because the applied filter excludes all data.



U.S. Department of Housing and Urban Development
 Office of Community Planning and Development
 Integrated Disbursement and Information System
 CDBG Activity Summary Report (GPR) for Program Year 2021
 SAN DIEGO

Date: 24-Sep-2022
 Time: 15:19
 Page: 226

PGM Year: 2019
Project: 0033 - CDBG-CV Related activities
IDIS Activity: 7562 - VOICES FOR CHILDREN-COVID CASA-CV20
Status: Open
Location: 2851 Meadow Lark Dr San Diego, CA 92123-2709

Objective: Create suitable living environments
Outcome: Availability/accessibility
Matrix Code: Other Public Services Not Listed in 05A-05Y, 03T (05Z) **National Objective:** LMC

Activity to prevent, prepare for, and respond to Coronavirus: Yes

Initial Funding Date: 04/05/2021

Description:
 COVID-19 related Public Services

Financing

	Fund Type	Grant Year	Grant	Funded Amount	Drawn In Program Year	Drawn Thru Program Year
CDBG	EN	2020	B20MW060542	\$100,512.00	\$83,894.25	\$83,894.25
Total	Total			\$100,512.00	\$83,894.25	\$83,894.25

Proposed Accomplishments

People (General) : 50

Actual Accomplishments

Number assisted:

	Owner		Renter		Total		Person	
	Total	Hispanic	Total	Hispanic	Total	Hispanic	Total	Hispanic
White:	0	0	0	0	0	0	22	17
Black/African American:	0	0	0	0	0	0	14	2
Asian:	0	0	0	0	0	0	0	0
American Indian/Alaskan Native:	0	0	0	0	0	0	0	0
Native Hawaiian/Other Pacific Islander:	0	0	0	0	0	0	0	0
American Indian/Alaskan Native & White:	0	0	0	0	0	0	0	0
Asian White:	0	0	0	0	0	0	0	0
Black/African American & White:	0	0	0	0	0	0	0	0
American Indian/Alaskan Native & Black/African American:	0	0	0	0	0	0	0	0
Other multi-racial:	0	0	0	0	0	0	15	14
Asian/Pacific Islander:	0	0	0	0	0	0	0	0
Hispanic:	0	0	0	0	0	0	0	0
Total:	0	0	0	0	0	0	51	33



U.S. Department of Housing and Urban Development
 Office of Community Planning and Development
 Integrated Disbursement and Information System
 CDBG Activity Summary Report (GPR) for Program Year 2021
 SAN DIEGO

Date: 24-Sep-2022
 Time: 15:19
 Page: 227

Female-headed Households: 0 0 0

Income Category:

	Owner	Renter	Total	Person
Extremely Low	0	0	0	51
Low Mod	0	0	0	0
Moderate	0	0	0	0
Non Low Moderate	0	0	0	0
Total	0	0	0	51
Percent Low/Mod	100.0%			

Annual Accomplishments

Years	Accomplishment Narrative	# Benefitting
2021	<p>Through Voices for Children (VFC) CDBG-funded Educational Advocacy CASA program, CASA volunteers ensured that school-aged children in foster care received critical educational advocacy in court and at school. CASAs also supported children's academic success by ensuring their access healthcare services and safe and stable housing. VFC carried out the following activities:</p> <p>CASA training. Each new CASA completed 35-hours of initial training, including special training on VFC policies and procedures for advocacy during the COVID-19 pandemic.</p> <p>Monthly Visits/Monthly Advocacy. Each month, CASAs conducted virtual and/or in-person visits with a child and spent 10-15 hours advocating during court hearings child welfare meetings, school conferences, and elsewhere. CASAs developed case plans to address the negative impact of COVID-19 on a child and shared monthly updates with their Advocacy Supervisors. CASAs submitted six-month court reports, which included updates about the child's education and any unmet needs.</p> <p>Educational Advocacy CASAs helped students access computers/internet, tutoring, special education, and school-based mental health/allied health services. They monitored children's grades and attendance; tracked credits and progress toward graduation; and attended school meetings. They advocated for a student's right to remain at their school of origin and school transportation. Some held educational rights for their youth.</p> <p>Client Benefit: As a result of CDBG funding, 51 City of San Diego school-aged children received critical advocacy to support their educational access and success.</p>	



U.S. Department of Housing and Urban Development
 Office of Community Planning and Development
 Integrated Disbursement and Information System
 CDBG Activity Summary Report (GPR) for Program Year 2021
 SAN DIEGO

Date: 24-Sep-2022
 Time: 15:19
 Page: 228

PGM Year: 2019
Project: 0033 - CDBG-CV Related activities
IDIS Activity: 7563 - MAMAS KITCHEN-COVID MEAL SERVICE-CV20
Status: Open
Location: 3960 Home Ave San Diego, CA 92105-5925
Objective: Create suitable living environments
Outcome: Availability/accessibility
Matrix Code: Food Banks (05W) **National Objective:** LMC

Activity to prevent, prepare for, and respond to Coronavirus: Yes

Initial Funding Date: 04/05/2021

Description:
 COVID-19 related Public Services

Financing

	Fund Type	Grant Year	Grant	Funded Amount	Drawn In Program Year	Drawn Thru Program Year
CDBG	EN	2020	B20MW060542	\$100,000.00	\$96,773.07	\$96,773.07
Total	Total			\$100,000.00	\$96,773.07	\$96,773.07

Proposed Accomplishments

People (General) : 100

Actual Accomplishments

Number assisted:

	Owner		Renter		Total		Person	
	Total	Hispanic	Total	Hispanic	Total	Hispanic	Total	Hispanic
White:	0	0	0	0	0	0	53	20
Black/African American:	0	0	0	0	0	0	20	0
Asian:	0	0	0	0	0	0	7	0
American Indian/Alaskan Native:	0	0	0	0	0	0	3	2
Native Hawaiian/Other Pacific Islander:	0	0	0	0	0	0	2	0
American Indian/Alaskan Native & White:	0	0	0	0	0	0	0	0
Asian White:	0	0	0	0	0	0	2	0
Black/African American & White:	0	0	0	0	0	0	1	1
American Indian/Alaskan Native & Black/African American:	0	0	0	0	0	0	0	0
Other multi-racial:	0	0	0	0	0	0	12	11
Asian/Pacific Islander:	0	0	0	0	0	0	0	0
Hispanic:	0	0	0	0	0	0	0	0
Total:	0	0	0	0	0	0	100	34



U.S. Department of Housing and Urban Development
 Office of Community Planning and Development
 Integrated Disbursement and Information System
 CDBG Activity Summary Report (GPR) for Program Year 2021
 SAN DIEGO

Date: 24-Sep-2022
 Time: 15:19
 Page: 229

Female-headed Households: 0 0 0

Income Category:

	Owner	Renter	Total	Person
Extremely Low	0	0	0	70
Low Mod	0	0	0	13
Moderate	0	0	0	6
Non Low Moderate	0	0	0	11
Total	0	0	0	100
Percent Low/Mod				89.0%

Annual Accomplishments

Years	Accomplishment Narrative	# Benefitting
2021	In FY 2022 (PY 2021), CDBG funds were used to purchase nutritious food and containers for the home-delivered meal program for San Diegans with critical illnesses impacted by COVID-19. Mama's Kitchen Home-Delivered Meal Service removes barriers that our clients face in accessing nutritious food that they need to avoid malnutrition, increase medication adherence, lower health care costs and improve the quality of their lives. During the implementation period, a total of 100 San Diego residents impacted by COVID-19 were provided medically tailored meals.	



U.S. Department of Housing and Urban Development
 Office of Community Planning and Development
 Integrated Disbursement and Information System
 CDBG Activity Summary Report (GPR) for Program Year 2021
 SAN DIEGO

Date: 24-Sep-2022
 Time: 15:19
 Page: 230

PGM Year: 2019
Project: 0033 - CDBG-CV Related activities
IDIS Activity: 7564 - SD CONTINUING ED-COVID DIGITAL DIVIDE-CV20

Status: Open
Location: 4343 Ocean View Blvd San Diego, CA 92113-1915
Objective: Create suitable living environments
Outcome: Availability/accessibility
Matrix Code: Other Public Services Not Listed in 05A-05Y, 03T (05Z) **National Objective:** LMC

Activity to prevent, prepare for, and respond to Coronavirus: Yes

Initial Funding Date: 04/05/2021

Description:
 COVID-19 related Public Services

Financing

	Fund Type	Grant Year	Grant	Funded Amount	Drawn In Program Year	Drawn Thru Program Year
CDBG	EN	2020	B20MW060542	\$346,830.00	\$129,336.92	\$129,336.92
Total	Total			\$346,830.00	\$129,336.92	\$129,336.92

Proposed Accomplishments

People (General) : 1,500

Actual Accomplishments

Number assisted:

	Owner		Renter		Total		Person	
	Total	Hispanic	Total	Hispanic	Total	Hispanic	Total	Hispanic
White:	0	0	0	0	0	0		0
Black/African American:	0	0	0	0	0	0	0	0
Asian:	0	0	0	0	0	0	0	0
American Indian/Alaskan Native:	0	0	0	0	0	0	0	0
Native Hawaiian/Other Pacific Islander:	0	0	0	0	0	0	0	0
American Indian/Alaskan Native & White:	0	0	0	0	0	0	0	0
Asian White:	0	0	0	0	0	0	0	0
Black/African American & White:	0	0	0	0	0	0	0	0
American Indian/Alaskan Native & Black/African American:	0	0	0	0	0	0	0	0
Other multi-racial:	0	0	0	0	0	0	0	0
Asian/Pacific Islander:	0	0	0	0	0	0	0	0
Hispanic:	0	0	0	0	0	0	0	0
Total:	0	0	0	0	0	0	0	0



U.S. Department of Housing and Urban Development
 Office of Community Planning and Development
 Integrated Disbursement and Information System
 CDBG Activity Summary Report (GPR) for Program Year 2021
 SAN DIEGO

Date: 24-Sep-2022
 Time: 15:19
 Page: 231

Female-headed Households: 0 0 0

Income Category:

	Owner	Renter	Total	Person
Extremely Low	0	0	0	0
Low Mod	0	0	0	0
Moderate	0	0	0	0
Non Low Moderate	0	0	0	0
Total	0	0	0	0

Percent Low/Mod

Annual Accomplishments

No data returned for this view. This might be because the applied filter excludes all data.



U.S. Department of Housing and Urban Development
 Office of Community Planning and Development
 Integrated Disbursement and Information System
 CDBG Activity Summary Report (GPR) for Program Year 2021
 SAN DIEGO

Date: 24-Sep-2022
 Time: 15:19
 Page: 232

PGM Year: 2020
Project: 0009 - COMMUNITY AND PUBLIC SERVICES
IDIS Activity: 7565 - CATHOLIC CHARITIES-COVID EMERGENCY FOOD-21

Status: Open
Location: 4177 Marlborough Ave San Diego, CA 92105-1412
Objective: Create suitable living environments
Outcome: Availability/accessibility
Matrix Code: Food Banks (05W) **National Objective:** LMC

Activity to prevent, prepare for, and respond to Coronavirus: Yes

Initial Funding Date: 06/01/2021

Description:
 COVID-19 related Public Services

Financing

	Fund Type	Grant Year	Grant	Funded Amount	Drawn In Program Year	Drawn Thru Program Year
CDBG	EN	2020	B20MC060542	\$208,847.33	\$0.00	\$0.00
	PI			\$26,104.67	\$26,104.67	\$26,104.67
Total	Total			\$234,952.00	\$26,104.67	\$26,104.67

Proposed Accomplishments

People (General) : 1,600

Actual Accomplishments

Number assisted:

	Owner		Renter		Total		Person	
	Total	Hispanic	Total	Hispanic	Total	Hispanic	Total	Hispanic
White:	0	0	0	0	0	0		0
Black/African American:	0	0	0	0	0	0	0	0
Asian:	0	0	0	0	0	0	0	0
American Indian/Alaskan Native:	0	0	0	0	0	0	0	0
Native Hawaiian/Other Pacific Islander:	0	0	0	0	0	0	0	0
American Indian/Alaskan Native & White:	0	0	0	0	0	0	0	0
Asian White:	0	0	0	0	0	0	0	0
Black/African American & White:	0	0	0	0	0	0	0	0
American Indian/Alaskan Native & Black/African American:	0	0	0	0	0	0	0	0
Other multi-racial:	0	0	0	0	0	0	0	0
Asian/Pacific Islander:	0	0	0	0	0	0	0	0
Hispanic:	0	0	0	0	0	0	0	0



U.S. Department of Housing and Urban Development
 Office of Community Planning and Development
 Integrated Disbursement and Information System
 CDBG Activity Summary Report (GPR) for Program Year 2021
 SAN DIEGO

Date: 24-Sep-2022
 Time: 15:19
 Page: 233

Total: 0 0 0 0 0 0 0 0

Female-headed Households: 0 0 0 0

Income Category:

	Owner	Renter	Total	Person
Extremely Low	0	0	0	0
Low Mod	0	0	0	0
Moderate	0	0	0	0
Non Low Moderate	0	0	0	0
Total	0	0	0	0
Percent Low/Mod				

Annual Accomplishments

No data returned for this view. This might be because the applied filter excludes all data.



U.S. Department of Housing and Urban Development
 Office of Community Planning and Development
 Integrated Disbursement and Information System
 CDBG Activity Summary Report (GPR) for Program Year 2021
 SAN DIEGO

Date: 24-Sep-2022
 Time: 15:19
 Page: 234

PGM Year: 2019
Project: 0033 - CDBG-CV Related activities
IDIS Activity: 7566 - GRID ALT-COVID VIRTUAL SOLAR TRAINING-CV20

Status: Open
Location: 930 Gateway Center Way San Diego, CA 92102-4542
Objective: Create suitable living environments
Outcome: Availability/accessibility
Matrix Code: Other Public Services Not Listed in 05A-05Y, 03T (05Z) **National Objective:** LMC

Activity to prevent, prepare for, and respond to Coronavirus: Yes

Initial Funding Date: 04/05/2021

Description:
 COVID-19 related Public Services

Financing

	Fund Type	Grant Year	Grant	Funded Amount	Drawn In Program Year	Drawn Thru Program Year
CDBG	EN	2020	B20MW060542	\$45,874.00	\$4,546.23	\$4,546.23
Total	Total			\$45,874.00	\$4,546.23	\$4,546.23

Proposed Accomplishments

People (General) : 16

Actual Accomplishments

Number assisted:

	Owner		Renter		Total		Person	
	Total	Hispanic	Total	Hispanic	Total	Hispanic	Total	Hispanic
White:	0	0	0	0	0	0		0
Black/African American:	0	0	0	0	0	0	0	0
Asian:	0	0	0	0	0	0	0	0
American Indian/Alaskan Native:	0	0	0	0	0	0	0	0
Native Hawaiian/Other Pacific Islander:	0	0	0	0	0	0	0	0
American Indian/Alaskan Native & White:	0	0	0	0	0	0	0	0
Asian White:	0	0	0	0	0	0	0	0
Black/African American & White:	0	0	0	0	0	0	0	0
American Indian/Alaskan Native & Black/African American:	0	0	0	0	0	0	0	0
Other multi-racial:	0	0	0	0	0	0	0	0
Asian/Pacific Islander:	0	0	0	0	0	0	0	0
Hispanic:	0	0	0	0	0	0	0	0
Total:	0	0	0	0	0	0	0	0



U.S. Department of Housing and Urban Development
Office of Community Planning and Development
Integrated Disbursement and Information System
CDBG Activity Summary Report (GPR) for Program Year 2021
SAN DIEGO

Date: 24-Sep-2022

Time: 15:19

Page: 235

Female-headed Households:

0 0 0

Income Category:

	Owner	Renter	Total	Person
Extremely Low	0	0	0	0
Low Mod	0	0	0	0
Moderate	0	0	0	0
Non Low Moderate	0	0	0	0
Total	0	0	0	0

Percent Low/Mod

Annual Accomplishments

No data returned for this view. This might be because the applied filter excludes all data.



U.S. Department of Housing and Urban Development
 Office of Community Planning and Development
 Integrated Disbursement and Information System
 CDBG Activity Summary Report (GPR) for Program Year 2021
 SAN DIEGO

Date: 24-Sep-2022
 Time: 15:19
 Page: 236

PGM Year: 2020
Project: 0009 - COMMUNITY AND PUBLIC SERVICES
IDIS Activity: 7567 - LA MAESTRA-COVID EMERGENCY RELIEF-21

Status: Open
Location: 4060 Fairmount Ave San Diego, CA 92105-1608
Objective: Create suitable living environments
Outcome: Availability/accessibility
Matrix Code: Other Public Services Not Listed in 05A-05Y, 03T (05Z)
National Objective: LMC

Activity to prevent, prepare for, and respond to Coronavirus: Yes

Initial Funding Date: 06/01/2021

Description:
 COVID-19 related Public Services

Financing

	Fund Type	Grant Year	Grant	Funded Amount	Drawn In Program Year	Drawn Thru Program Year
CDBG	EN	2019	B19MC060542	\$236,622.70	\$67,654.86	\$67,654.86
	PI			\$62,258.30	\$49,753.91	\$62,258.30
Total	Total			\$298,881.00	\$117,408.77	\$129,913.16

Proposed Accomplishments

People (General) : 4,404

Actual Accomplishments

Number assisted:

	Owner		Renter		Total		Person	
	Total	Hispanic	Total	Hispanic	Total	Hispanic	Total	Hispanic
White:	0	0	0	0	0	0	0	0
Black/African American:	0	0	0	0	0	0	0	0
Asian:	0	0	0	0	0	0	0	0
American Indian/Alaskan Native:	0	0	0	0	0	0	0	0
Native Hawaiian/Other Pacific Islander:	0	0	0	0	0	0	0	0
American Indian/Alaskan Native & White:	0	0	0	0	0	0	0	0
Asian White:	0	0	0	0	0	0	0	0
Black/African American & White:	0	0	0	0	0	0	0	0
American Indian/Alaskan Native & Black/African American:	0	0	0	0	0	0	0	0
Other multi-racial:	0	0	0	0	0	0	0	0
Asian/Pacific Islander:	0	0	0	0	0	0	0	0
Hispanic:	0	0	0	0	0	0	0	0



U.S. Department of Housing and Urban Development
 Office of Community Planning and Development
 Integrated Disbursement and Information System
 CDBG Activity Summary Report (GPR) for Program Year 2021
 SAN DIEGO

Date: 24-Sep-2022
 Time: 15:19
 Page: 237

Total: 0 0 0 0 0 0 0 0

Female-headed Households: 0 0 0 0

Income Category:

	Owner	Renter	Total	Person
Extremely Low	0	0	0	0
Low Mod	0	0	0	0
Moderate	0	0	0	0
Non Low Moderate	0	0	0	0
Total	0	0	0	0
Percent Low/Mod				

Annual Accomplishments

No data returned for this view. This might be because the applied filter excludes all data.



U.S. Department of Housing and Urban Development
 Office of Community Planning and Development
 Integrated Disbursement and Information System
 CDBG Activity Summary Report (GPR) for Program Year 2021
 SAN DIEGO

Date: 24-Sep-2022
 Time: 15:19
 Page: 238

PGM Year: 2019
Project: 0033 - CDBG-CV Related activities
IDIS Activity: 7568 - HOME START-COVID HEALTH SERVICES-CV20
Status: Open
Location: 5005 Texas St San Diego, CA 92108-3721
Objective: Create suitable living environments
Outcome: Availability/accessibility
Matrix Code: Mental Health Services (050) **National Objective:** LMC

Activity to prevent, prepare for, and respond to Coronavirus: Yes

Initial Funding Date: 04/05/2021

Description:
 COVID-19 related Public Services

Financing

	Fund Type	Grant Year	Grant	Funded Amount	Drawn In Program Year	Drawn Thru Program Year
CDBG	EN	2020	B20MW060542	\$112,020.00	\$10,850.83	\$10,850.83
Total	Total			\$112,020.00	\$10,850.83	\$10,850.83

Proposed Accomplishments

People (General) : 30

Actual Accomplishments

Number assisted:

	Owner		Renter		Total		Person	
	Total	Hispanic	Total	Hispanic	Total	Hispanic	Total	Hispanic
White:	0	0	0	0	0	0		0
Black/African American:	0	0	0	0	0	0	0	0
Asian:	0	0	0	0	0	0	0	0
American Indian/Alaskan Native:	0	0	0	0	0	0	0	0
Native Hawaiian/Other Pacific Islander:	0	0	0	0	0	0	0	0
American Indian/Alaskan Native & White:	0	0	0	0	0	0	0	0
Asian White:	0	0	0	0	0	0	0	0
Black/African American & White:	0	0	0	0	0	0	0	0
American Indian/Alaskan Native & Black/African American:	0	0	0	0	0	0	0	0
Other multi-racial:	0	0	0	0	0	0	0	0
Asian/Pacific Islander:	0	0	0	0	0	0	0	0
Hispanic:	0	0	0	0	0	0	0	0
Total:	0	0	0	0	0	0	0	0



U.S. Department of Housing and Urban Development
Office of Community Planning and Development
Integrated Disbursement and Information System
CDBG Activity Summary Report (GPR) for Program Year 2021
SAN DIEGO

Date: 24-Sep-2022

Time: 15:19

Page: 239

Female-headed Households:

0 0 0

Income Category:

	Owner	Renter	Total	Person
Extremely Low	0	0	0	0
Low Mod	0	0	0	0
Moderate	0	0	0	0
Non Low Moderate	0	0	0	0
Total	0	0	0	0

Percent Low/Mod

Annual Accomplishments

No data returned for this view. This might be because the applied filter excludes all data.



U.S. Department of Housing and Urban Development
 Office of Community Planning and Development
 Integrated Disbursement and Information System
 CDBG Activity Summary Report (GPR) for Program Year 2021
 SAN DIEGO

Date: 24-Sep-2022
 Time: 15:19
 Page: 240

PGM Year: 2019
Project: 0033 - CDBG-CV Related activities
IDIS Activity: 7569 - DREAMS FOR CHANGE-COVID EMERGENCY FOOD-CV20
Status: Open **Objective:** Create suitable living environments
Location: 21 16th St San Diego, CA 92101-7634 **Outcome:** Availability/accessibility
Matrix Code: Food Banks (05W) **National Objective:** LMC

Activity to prevent, prepare for, and respond to Coronavirus: Yes

Initial Funding Date: 04/05/2021

Description:
 COVID-19 related Public Services

Financing

	Fund Type	Grant Year	Grant	Funded Amount	Drawn In Program Year	Drawn Thru Program Year
CDBG	EN	2020	B20MW060542	\$50,000.00	\$16,133.48	\$16,133.48
Total	Total			\$50,000.00	\$16,133.48	\$16,133.48

Proposed Accomplishments

People (General) : 150

Actual Accomplishments

Number assisted:

	Owner		Renter		Total		Person	
	Total	Hispanic	Total	Hispanic	Total	Hispanic	Total	Hispanic
White:	0	0	0	0	0	0		0
Black/African American:	0	0	0	0	0	0	0	0
Asian:	0	0	0	0	0	0	0	0
American Indian/Alaskan Native:	0	0	0	0	0	0	0	0
Native Hawaiian/Other Pacific Islander:	0	0	0	0	0	0	0	0
American Indian/Alaskan Native & White:	0	0	0	0	0	0	0	0
Asian White:	0	0	0	0	0	0	0	0
Black/African American & White:	0	0	0	0	0	0	0	0
American Indian/Alaskan Native & Black/African American:	0	0	0	0	0	0	0	0
Other multi-racial:	0	0	0	0	0	0	0	0
Asian/Pacific Islander:	0	0	0	0	0	0	0	0
Hispanic:	0	0	0	0	0	0	0	0
Total:	0	0	0	0	0	0	0	0



U.S. Department of Housing and Urban Development
Office of Community Planning and Development
Integrated Disbursement and Information System
CDBG Activity Summary Report (GPR) for Program Year 2021
SAN DIEGO

Date: 24-Sep-2022
Time: 15:19
Page: 241

Female-headed Households: 0 0 0

Income Category:

	Owner	Renter	Total	Person
Extremely Low	0	0	0	0
Low Mod	0	0	0	0
Moderate	0	0	0	0
Non Low Moderate	0	0	0	0
Total	0	0	0	0

Percent Low/Mod

Annual Accomplishments

No data returned for this view. This might be because the applied filter excludes all data.



U.S. Department of Housing and Urban Development
 Office of Community Planning and Development
 Integrated Disbursement and Information System
 CDBG Activity Summary Report (GPR) for Program Year 2021
 SAN DIEGO

Date: 24-Sep-2022
 Time: 15:19
 Page: 242

PGM Year: 2020
Project: 0008 - HOMELESSNESS
IDIS Activity: 7573 - HOMELESS RESPONSE CTR-21

Status: Open
Location: 1401 Imperial Ave San Diego, CA 92101-7527

Objective: Create suitable living environments
Outcome: Availability/accessibility
Matrix Code: Operating Costs of Homeless/AIDS Patients Programs (03T) **National Objective:** LMC

Activity to prevent, prepare for, and respond to Coronavirus: No

Initial Funding Date: 03/22/2021

Description:
 Operating costs for Homelessness Response Center

Financing

	Fund Type	Grant Year	Grant	Funded Amount	Drawn In Program Year	Drawn Thru Program Year
CDBG	PI			\$1,000,000.00	\$0.00	\$1,000,000.00
Total	Total			\$1,000,000.00	\$0.00	\$1,000,000.00

Proposed Accomplishments

People (General) : 600

Actual Accomplishments

Number assisted:

	Owner		Renter		Total		Person	
	Total	Hispanic	Total	Hispanic	Total	Hispanic	Total	Hispanic
White:	0	0	0	0	0	0	6	3
Black/African American:	0	0	0	0	0	0	9	1
Asian:	0	0	0	0	0	0	0	0
American Indian/Alaskan Native:	0	0	0	0	0	0	0	0
Native Hawaiian/Other Pacific Islander:	0	0	0	0	0	0	0	0
American Indian/Alaskan Native & White:	0	0	0	0	0	0	0	0
Asian White:	0	0	0	0	0	0	0	0
Black/African American & White:	0	0	0	0	0	0	0	0
American Indian/Alaskan Native & Black/African American:	0	0	0	0	0	0	0	0
Other multi-racial:	0	0	0	0	0	0	3	3
Asian/Pacific Islander:	0	0	0	0	0	0	0	0
Hispanic:	0	0	0	0	0	0	0	0
Total:	0	0	0	0	0	0	18	7



U.S. Department of Housing and Urban Development
 Office of Community Planning and Development
 Integrated Disbursement and Information System
 CDBG Activity Summary Report (GPR) for Program Year 2021
 SAN DIEGO

Date: 24-Sep-2022
 Time: 15:19
 Page: 243

Female-headed Households: 0 0 0

Income Category:

	Owner	Renter	Total	Person
Extremely Low	0	0	0	18
Low Mod	0	0	0	0
Moderate	0	0	0	0
Non Low Moderate	0	0	0	0
Total	0	0	0	18
Percent Low/Mod				100.0%

Annual Accomplishments

Years	Accomplishment Narrative	# Benefitting
2021	The Homelessness Response Center served as an entry point to the Coordinated Entry System, providing core services to address housing crises; provide onsite intake, assessment, triage, and referrals for permanent housing opportunities to individuals, families, and youth experiencing homelessness in the City, as well as exploring and maximizing opportunities to access other longer term housing interventions to best meet client needs. The Commission coordinated services that will provide crisis management, and assist participants in identifying immediate housing solutions and accessing mainstream benefits that are important to addressing issues impacting housing stability. The Commission worked with partnering agencies for permanent housing and supportive service program linkages. All services shall be provided at no cost to participants. The HRC design will serve participants in a welcoming and solutions-focused environment; utilize trauma-informed care, motivational interviewing, and a harm reduction model, which does not require sobriety. All services are easily accessible and evaluated for effectiveness on a regular basis.	



U.S. Department of Housing and Urban Development
 Office of Community Planning and Development
 Integrated Disbursement and Information System
 CDBG Activity Summary Report (GPR) for Program Year 2021
 SAN DIEGO

Date: 24-Sep-2022
 Time: 15:19
 Page: 244

PGM Year: 2019
Project: 0033 - CDBG-CV Related activities
IDIS Activity: 7574 - SDHC-EVICTION PROTECTION PROGRAM-CV20
Status: Open
Location: 1200 3rd Ave Ste 1400 Suite 1400 San Diego, CA 92101-4157
Objective: Create suitable living environments
Outcome: Availability/accessibility
Matrix Code: Subsistence Payment (05Q) **National Objective:** LMC

Activity to prevent, prepare for, and respond to Coronavirus: Yes

Initial Funding Date: 03/18/2021

Description:
 Second round for the rental assistance program affected by COVID-19

Financing

	Fund Type	Grant Year	Grant	Funded Amount	Drawn In Program Year	Drawn Thru Program Year
CDBG	EN	2020	B20MW060542	\$5,000,000.00	\$0.00	\$0.00
Total	Total			\$5,000,000.00	\$0.00	\$0.00

Proposed Accomplishments

People (General) : 450

Actual Accomplishments

Number assisted:

	Owner		Renter		Total		Person	
	Total	Hispanic	Total	Hispanic	Total	Hispanic	Total	Hispanic
White:	0	0	0	0	0	0		0
Black/African American:	0	0	0	0	0	0	0	0
Asian:	0	0	0	0	0	0	0	0
American Indian/Alaskan Native:	0	0	0	0	0	0	0	0
Native Hawaiian/Other Pacific Islander:	0	0	0	0	0	0	0	0
American Indian/Alaskan Native & White:	0	0	0	0	0	0	0	0
Asian White:	0	0	0	0	0	0	0	0
Black/African American & White:	0	0	0	0	0	0	0	0
American Indian/Alaskan Native & Black/African American:	0	0	0	0	0	0	0	0
Other multi-racial:	0	0	0	0	0	0	0	0
Asian/Pacific Islander:	0	0	0	0	0	0	0	0
Hispanic:	0	0	0	0	0	0	0	0
Total:	0	0	0	0	0	0	0	0



U.S. Department of Housing and Urban Development
Office of Community Planning and Development
Integrated Disbursement and Information System
CDBG Activity Summary Report (GPR) for Program Year 2021
SAN DIEGO

Date: 24-Sep-2022

Time: 15:19

Page: 245

Female-headed Households:

0 0 0

Income Category:

	Owner	Renter	Total	Person
Extremely Low	0	0	0	0
Low Mod	0	0	0	0
Moderate	0	0	0	0
Non Low Moderate	0	0	0	0
Total	0	0	0	0

Percent Low/Mod

Annual Accomplishments

No data returned for this view. This might be because the applied filter excludes all data.



U.S. Department of Housing and Urban Development
 Office of Community Planning and Development
 Integrated Disbursement and Information System
 CDBG Activity Summary Report (GPR) for Program Year 2021
 SAN DIEGO

Date: 24-Sep-2022
 Time: 15:19
 Page: 246

PGM Year: 2019
Project: 0033 - CDBG-CV Related activities
IDIS Activity: 7579 - CDBG-CV OPER SHLTR TO HOME-20
Status: Open
Location: 1200 3rd Ave Ste 1400 Suite 1400 San Diego, CA 92101-4157
Objective: Create suitable living environments
Outcome: Availability/accessibility
Matrix Code: Other Public Services Not Listed in 05A-05Y, 03T (05Z) **National Objective:** LMC

Activity to prevent, prepare for, and respond to Coronavirus: Yes

Initial Funding Date: 04/05/2021

Description:
 Operation Shelter to Home using CDBG-CV

Financing

	Fund Type	Grant Year	Grant	Funded Amount	Drawn In Program Year	Drawn Thru Program Year
CDBG	EN	2020	B20MW060542	\$4,765,000.00	\$959.00	\$4,600,021.33
Total	Total			\$4,765,000.00	\$959.00	\$4,600,021.33

Proposed Accomplishments

People (General) : 1

Actual Accomplishments

Number assisted:

	Owner		Renter		Total		Person	
	Total	Hispanic	Total	Hispanic	Total	Hispanic	Total	Hispanic
White:	0	0	0	0	0	0		0
Black/African American:	0	0	0	0	0	0	0	0
Asian:	0	0	0	0	0	0	0	0
American Indian/Alaskan Native:	0	0	0	0	0	0	0	0
Native Hawaiian/Other Pacific Islander:	0	0	0	0	0	0	0	0
American Indian/Alaskan Native & White:	0	0	0	0	0	0	0	0
Asian White:	0	0	0	0	0	0	0	0
Black/African American & White:	0	0	0	0	0	0	0	0
American Indian/Alaskan Native & Black/African American:	0	0	0	0	0	0	0	0
Other multi-racial:	0	0	0	0	0	0	0	0
Asian/Pacific Islander:	0	0	0	0	0	0	0	0
Hispanic:	0	0	0	0	0	0	0	0
Total:	0	0	0	0	0	0	0	0



U.S. Department of Housing and Urban Development
 Office of Community Planning and Development
 Integrated Disbursement and Information System
 CDBG Activity Summary Report (GPR) for Program Year 2021
 SAN DIEGO

Date: 24-Sep-2022
 Time: 15:19
 Page: 247

Female-headed Households: 0 0 0

Income Category:

	Owner	Renter	Total	Person
Extremely Low	0	0	0	0
Low Mod	0	0	0	0
Moderate	0	0	0	0
Non Low Moderate	0	0	0	0
Total	0	0	0	0

Percent Low/Mod

Annual Accomplishments

No data returned for this view. This might be because the applied filter excludes all data.



U.S. Department of Housing and Urban Development
 Office of Community Planning and Development
 Integrated Disbursement and Information System
 CDBG Activity Summary Report (GPR) for Program Year 2021
 SAN DIEGO

Date: 24-Sep-2022
 Time: 15:19
 Page: 248

PGM Year: 2020
Project: 0008 - HOMELESSNESS
IDIS Activity: 7581 - CITY SD-OPERATION SHELTER TO HOME-21
Status: Open
Location: 1122 Broadway Ste 300 San Diego, CA 92101-5629
Objective: Create suitable living environments
Outcome: Availability/accessibility
Matrix Code: Other Public Services Not Listed in 05A-05Y, 03T (05Z) **National Objective:** LMC

Activity to prevent, prepare for, and respond to Coronavirus: Yes

Initial Funding Date: 06/01/2021

Description:
 operation Shelter to HOME with FY 21 reprogrammed funds

Financing

	Fund Type	Grant Year	Grant	Funded Amount	Drawn In Program Year	Drawn Thru Program Year
CDBG	EN	Pre-2015		\$596,927.79	\$0.00	\$0.00
		2014	B14MC060542		\$0.00	\$596,927.79
		2015	B15MC060542	\$1,332,504.75	\$0.00	\$1,332,504.75
		2016	B16MC060542	\$1,272,834.96	\$0.00	\$1,272,834.96
		2020	B20MC060542	\$11,840.37	\$9,695.00	\$11,840.37
	PI			\$1,819,482.35	\$0.00	\$1,819,482.35
Total	Total			\$5,033,590.22	\$9,695.00	\$5,033,590.22

Proposed Accomplishments

People (General) : 1

Actual Accomplishments

Number assisted:

	Owner		Renter		Total		Person	
	Total	Hispanic	Total	Hispanic	Total	Hispanic	Total	Hispanic
White:	0	0	0	0	0	0	2,906	0
Black/African American:	0	0	0	0	0	0	1,246	0
Asian:	0	0	0	0	0	0	92	0
American Indian/Alaskan Native:	0	0	0	0	0	0	138	0
Native Hawaiian/Other Pacific Islander:	0	0	0	0	0	0	46	0
American Indian/Alaskan Native & White:	0	0	0	0	0	0	0	0
Asian White:	0	0	0	0	0	0	0	0
Black/African American & White:	0	0	0	0	0	0	0	0
American Indian/Alaskan Native & Black/African American:	0	0	0	0	0	0	0	0



U.S. Department of Housing and Urban Development
 Office of Community Planning and Development
 Integrated Disbursement and Information System
 CDBG Activity Summary Report (GPR) for Program Year 2021
 SAN DIEGO

Date: 24-Sep-2022
 Time: 15:19
 Page: 249

Other multi-racial:	0	0	0	0	0	0	186	0
Asian/Pacific Islander:	0	0	0	0	0	0	0	0
Hispanic:	0	0	0	0	0	0	0	0
Total:	0	0	0	0	0	0	4,614	0

Female-headed Households: 0 0 0 0

Income Category:

	Owner	Renter	Total	Person
Extremely Low	0	0	0	4,534
Low Mod	0	0	0	63
Moderate	0	0	0	17
Non Low Moderate	0	0	0	0
Total	0	0	0	4,614
Percent Low/Mod				100.0%

Annual Accomplishments

Years	Accomplishment Narrative	# Benefiting
2020	For the first half of fiscal year 2021, 4614 clients have been assisted.	



U.S. Department of Housing and Urban Development
 Office of Community Planning and Development
 Integrated Disbursement and Information System
 CDBG Activity Summary Report (GPR) for Program Year 2021
 SAN DIEGO

Date: 24-Sep-2022
 Time: 15:19
 Page: 250

PGM Year: 2021
Project: 0004 - Economic Development
IDIS Activity: 7584 - ACCION SD-MICROLENDING PROGRAM-22
Status: Open
Location: 404 Euclid Ave San Diego, CA 92114-2221
Objective: Create economic opportunities
Outcome: Availability/accessibility
Matrix Code: Micro-Enterprise Assistance (18C) **National Objective:** LMCMC

Activity to prevent, prepare for, and respond to Coronavirus: No

Initial Funding Date: 01/26/2022

Description:
 Provides low-to-moderate income entrepreneurs with access to affordable loan capital and technical assistance.

Financing

	Fund Type	Grant Year	Grant	Funded Amount	Drawn In Program Year	Drawn Thru Program Year
CDBG	EN	2018	B18MC060542	\$145,777.46	\$145,777.46	\$145,777.46
	PI			\$53,200.54	\$53,200.54	\$53,200.54
Total	Total			\$198,978.00	\$198,978.00	\$198,978.00

Proposed Accomplishments

Businesses : 53

Actual Accomplishments

Number assisted:

	Owner		Renter		Total		Person	
	Total	Hispanic	Total	Hispanic	Total	Hispanic	Total	Hispanic
White:	0	0	0	0	0	0	20	7
Black/African American:	0	0	0	0	0	0	9	1
Asian:	0	0	0	0	0	0	3	0
American Indian/Alaskan Native:	0	0	0	0	0	0	0	0
Native Hawaiian/Other Pacific Islander:	0	0	0	0	0	0	0	0
American Indian/Alaskan Native & White:	0	0	0	0	0	0	0	0
Asian White:	0	0	0	0	0	0	1	0
Black/African American & White:	0	0	0	0	0	0	0	0
American Indian/Alaskan Native & Black/African American:	0	0	0	0	0	0	0	0
Other multi-racial:	0	0	0	0	0	0	11	7
Asian/Pacific Islander:	0	0	0	0	0	0	0	0
Hispanic:	0	0	0	0	0	0	0	0



U.S. Department of Housing and Urban Development
 Office of Community Planning and Development
 Integrated Disbursement and Information System
 CDBG Activity Summary Report (GPR) for Program Year 2021
 SAN DIEGO

Date: 24-Sep-2022
 Time: 15:19
 Page: 251

Total:	0	0	0	0	0	0	44	15
Female-headed Households:	0		0		0			
<i>Income Category:</i>								
	Owner	Renter	Total	Person				
Extremely Low	0	0	0	25				
Low Mod	0	0	0	11				
Moderate	0	0	0	8				
Non Low Moderate	0	0	0	0				
Total	0	0	0	44				
Percent Low/Mod				100.0%				

Annual Accomplishments

Years	Accomplishment Narrative	# Benefiting
2021	<p>In FY 2022 (July to June 2022), Accessity (formerly Accion San Diego) completed the following per the CDBG agreement:</p> <p>Technical Assistance: Accessity provided technical assistance to 44 clients, 31 of which received loans between \$300 and \$100,000. All FY22 clients are LMI City of SD residents/businesses.</p> <p>Workshops: 1 FY22 CDBG client attended Accessity educational workshops in the City of SD. FY22 CDBG client participation at these workshops was tracked, but costs to conduct these workshops were not charged to CDBG.</p> <p>The above CDBG-paid activities supported additional client benefits:</p> <p>During FY22, Accessity participated in educational presentations, small business events, and workshops within the City of San Diego in conjunction with various business associations, task forces, and banking partners to support small business owners with resources and education. In total, those activities reached 788 local City of San Diego small business owners.</p> <p>Loan application assistance and wrap-around support: 284 applicants received wrap-around support from staff. These clients received practical business and financial planning skills. The 31 loans to FY22 CDBG clients maintained 62 jobs and created 36 jobs, 98 jobs in all which benefited City of San Diego communities. Accessity provided services to 4 clients that were otherwise CDBG-eligible but did not receive their business tax certificates to send to Accessity for CDBG reporting. Accessity also received \$351,996 in Paycheck Protection Program funds in 2020 and received loan forgiveness in July 2021. There was no commingling of PPP and CDBG funds for expenses that were submitted for CDBG reimbursement.</p>	



U.S. Department of Housing and Urban Development
 Office of Community Planning and Development
 Integrated Disbursement and Information System
 CDBG Activity Summary Report (GPR) for Program Year 2021
 SAN DIEGO

Date: 24-Sep-2022
 Time: 15:19
 Page: 252

PGM Year: 2021
Project: 0002 - Workforce Development
IDIS Activity: 7586 - KITCHENS FOR GOOD-PROJECT LAUNCH-22
Status: Open
Location: 2799 Health Center Dr San Diego, CA 92123-2708
Objective: Create suitable living environments
Outcome: Availability/accessibility
Matrix Code: Employment Training (05H) **National Objective:** LMC

Activity to prevent, prepare for, and respond to Coronavirus: No

Initial Funding Date: 01/26/2022

Description:
 Supports a culinary and baking apprenticeship program that prepares individuals with barriers to employment to launch their career in the culinary and baking industry.

Financing

	Fund Type	Grant Year	Grant	Funded Amount	Drawn In Program Year	Drawn Thru Program Year
CDBG	EN	2016	B16MC060542	\$70,573.65	\$70,573.65	\$70,573.65
	PI			\$29,426.35	\$29,426.35	\$29,426.35
Total	Total			\$100,000.00	\$100,000.00	\$100,000.00

Proposed Accomplishments

People (General) : 130

Actual Accomplishments

Number assisted:

	Owner		Renter		Total		Person	
	Total	Hispanic	Total	Hispanic	Total	Hispanic	Total	Hispanic
White:	0	0	0	0	0	0	14	4
Black/African American:	0	0	0	0	0	0	14	0
Asian:	0	0	0	0	0	0	0	0
American Indian/Alaskan Native:	0	0	0	0	0	0	0	0
Native Hawaiian/Other Pacific Islander:	0	0	0	0	0	0	0	0
American Indian/Alaskan Native & White:	0	0	0	0	0	0	2	0
Asian White:	0	0	0	0	0	0	1	0
Black/African American & White:	0	0	0	0	0	0	0	0
American Indian/Alaskan Native & Black/African American:	0	0	0	0	0	0	2	0
Other multi-racial:	0	0	0	0	0	0	14	12
Asian/Pacific Islander:	0	0	0	0	0	0	0	0
Hispanic:	0	0	0	0	0	0	0	0



U.S. Department of Housing and Urban Development
 Office of Community Planning and Development
 Integrated Disbursement and Information System
 CDBG Activity Summary Report (GPR) for Program Year 2021
 SAN DIEGO

Date: 24-Sep-2022
 Time: 15:19
 Page: 253

Total:	0	0	0	0	0	0	47	16	
Female-headed Households:	0		0		0				
<i>Income Category:</i>									
	Owner	Renter	Total						Person
Extremely Low	0	0	0						43
Low Mod	0	0	0						3
Moderate	0	0	0						1
Non Low Moderate	0	0	0						0
Total	0	0	0						47
Percent Low/Mod									100.0%

Annual Accomplishments

Years	Accomplishment Narrative	# Benefitting
2021	<p>CDBG funding supported the Project Launch Apprenticeship Program, a 20-month state- certified apprenticeship program that benefits low- and moderate-income (LMI) City of San Diego residents with incomes below 50% of the area median income. Project Launch combines 12 weeks (365 hours) of hands-on culinary, baking, and foodservice management training with life skills instruction, career coaching, and job placement. The program offers 2,460 hours of paid, on-the-job training leading to apprenticeship certification with an Employer Partner. During the grant period, KFG enrolled 47 LMI City of San Diego residents as apprentices in Project Launch. Recruitment, enrollment, and retention during the 12-week program remained lower than expected due to the impact of COVID-19 in the San Diego social service and nonprofit sector. After completing the first 12 weeks, 35 LMI City of San Diego apprentices actively employed at top restaurants and hotels to complete their on-the-job training.</p>	



U.S. Department of Housing and Urban Development
 Office of Community Planning and Development
 Integrated Disbursement and Information System
 CDBG Activity Summary Report (GPR) for Program Year 2021
 SAN DIEGO

Date: 24-Sep-2022
 Time: 15:19
 Page: 254

PGM Year: 2021
Project: 0002 - Workforce Development
IDIS Activity: 7587 - SD CONTINUING ED-GATEWAY TO COLLEGE-22
Status: Open
Location: 4343 Ocean View Blvd San Diego, CA 92113-1915
Objective: Create suitable living environments
Outcome: Availability/accessibility
Matrix Code: Employment Training (05H) **National Objective:** LMC

Activity to prevent, prepare for, and respond to Coronavirus: No

Initial Funding Date: 07/12/2022

Description:

Engages opportunity youth in a three-month apprenticeship program to prepare them in careers for construction and building trades.

Financing

	Fund Type	Grant Year	Grant	Funded Amount	Drawn In Program Year	Drawn Thru Program Year
CDBG	PI			\$79,200.00	\$5,700.78	\$5,700.78
Total	Total			\$79,200.00	\$5,700.78	\$5,700.78

Proposed Accomplishments

People (General) : 25

Actual Accomplishments

Number assisted:

	Owner		Renter		Total		Person	
	Total	Hispanic	Total	Hispanic	Total	Hispanic	Total	Hispanic
White:	0	0	0	0	0	0		0
Black/African American:	0	0	0	0	0	0	0	0
Asian:	0	0	0	0	0	0	0	0
American Indian/Alaskan Native:	0	0	0	0	0	0	0	0
Native Hawaiian/Other Pacific Islander:	0	0	0	0	0	0	0	0
American Indian/Alaskan Native & White:	0	0	0	0	0	0	0	0
Asian White:	0	0	0	0	0	0	0	0
Black/African American & White:	0	0	0	0	0	0	0	0
American Indian/Alaskan Native & Black/African American:	0	0	0	0	0	0	0	0
Other multi-racial:	0	0	0	0	0	0	0	0
Asian/Pacific Islander:	0	0	0	0	0	0	0	0
Hispanic:	0	0	0	0	0	0	0	0
Total:	0	0	0	0	0	0	0	0



U.S. Department of Housing and Urban Development
Office of Community Planning and Development
Integrated Disbursement and Information System
CDBG Activity Summary Report (GPR) for Program Year 2021
SAN DIEGO

Date: 24-Sep-2022

Time: 15:19

Page: 255

Female-headed Households:

0 0 0

Income Category:

	Owner	Renter	Total	Person
Extremely Low	0	0	0	0
Low Mod	0	0	0	0
Moderate	0	0	0	0
Non Low Moderate	0	0	0	0
Total	0	0	0	0

Percent Low/Mod

Annual Accomplishments

No data returned for this view. This might be because the applied filter excludes all data.



U.S. Department of Housing and Urban Development
 Office of Community Planning and Development
 Integrated Disbursement and Information System
 CDBG Activity Summary Report (GPR) for Program Year 2021
 SAN DIEGO

Date: 24-Sep-2022
 Time: 15:19
 Page: 256

PGM Year: 2021
Project: 0005 - Public Infrastructure Improvements
IDIS Activity: 7591 - CITY CIP-PARK AND REC-LINDA VISTA SKATE PARK-22

Status: Open
Location: 7064 Levant St San Diego, CA 92111-6011
Objective: Create suitable living environments
Outcome: Availability/accessibility
Matrix Code: Parks, Recreational Facilities (03F) **National Objective:** LMA

Activity to prevent, prepare for, and respond to Coronavirus: No

Initial Funding Date: 01/26/2022

Description:

tbd

Financing

	Fund Type	Grant Year	Grant	Funded Amount	Drawn In Program Year	Drawn Thru Program Year
CDBG	EN	2018	B18MC060542	\$166,561.82	\$134,176.10	\$134,176.10
	PI			\$13,438.18	\$13,438.18	\$13,438.18
Total	Total			\$180,000.00	\$147,614.28	\$147,614.28

Proposed Accomplishments

Public Facilities : 1
 Total Population in Service Area: 1,380
 Census Tract Percent Low / Mod: 74.64

Annual Accomplishments

No data returned for this view. This might be because the applied filter excludes all data.



U.S. Department of Housing and Urban Development
 Office of Community Planning and Development
 Integrated Disbursement and Information System
 CDBG Activity Summary Report (GPR) for Program Year 2021
 SAN DIEGO

Date: 24-Sep-2022
 Time: 15:19
 Page: 257

PGM Year: 2021
Project: 0008 - Homelessness
IDIS Activity: 7594 - DREAMS FOR CHANGE-SAFE PARKING-22

Status: Open
Location: 5605 Imperial Ave San Diego, CA 92114-3931
Objective: Create suitable living environments
Outcome: Availability/accessibility
Matrix Code: Other Public Services Not Listed in 05A-05Y, 03T (05Z)
National Objective: LMC

Activity to prevent, prepare for, and respond to Coronavirus: No

Initial Funding Date: 07/07/2022

Description:
 Provides a safe parking environment and supportive services for transitional homeless living in their vehicles for overnight stays.

Financing

	Fund Type	Grant Year	Grant	Funded Amount	Drawn In Program Year	Drawn Thru Program Year
CDBG	PI			\$64,680.00	\$9,469.69	\$9,469.69
Total	Total			\$64,680.00	\$9,469.69	\$9,469.69

Proposed Accomplishments

People (General) : 225

Actual Accomplishments

Number assisted:

	Owner		Renter		Total		Person	
	Total	Hispanic	Total	Hispanic	Total	Hispanic	Total	Hispanic
White:	0	0	0	0	0	0		0
Black/African American:	0	0	0	0	0	0	0	0
Asian:	0	0	0	0	0	0	0	0
American Indian/Alaskan Native:	0	0	0	0	0	0	0	0
Native Hawaiian/Other Pacific Islander:	0	0	0	0	0	0	0	0
American Indian/Alaskan Native & White:	0	0	0	0	0	0	0	0
Asian White:	0	0	0	0	0	0	0	0
Black/African American & White:	0	0	0	0	0	0	0	0
American Indian/Alaskan Native & Black/African American:	0	0	0	0	0	0	0	0
Other multi-racial:	0	0	0	0	0	0	0	0
Asian/Pacific Islander:	0	0	0	0	0	0	0	0
Hispanic:	0	0	0	0	0	0	0	0
Total:	0	0	0	0	0	0	0	0



U.S. Department of Housing and Urban Development
Office of Community Planning and Development
Integrated Disbursement and Information System
CDBG Activity Summary Report (GPR) for Program Year 2021
SAN DIEGO

Date: 24-Sep-2022
Time: 15:19
Page: 258

Female-headed Households: 0 0 0

Income Category:

	Owner	Renter	Total	Person
Extremely Low	0	0	0	0
Low Mod	0	0	0	0
Moderate	0	0	0	0
Non Low Moderate	0	0	0	0
Total	0	0	0	0

Percent Low/Mod

Annual Accomplishments

No data returned for this view. This might be because the applied filter excludes all data.



U.S. Department of Housing and Urban Development
 Office of Community Planning and Development
 Integrated Disbursement and Information System
 CDBG Activity Summary Report (GPR) for Program Year 2021
 SAN DIEGO

Date: 24-Sep-2022
 Time: 15:19
 Page: 259

PGM Year: 2021
Project: 0008 - Homelessness
IDIS Activity: 7595 - SERVING SRS-TRANSITIONAL HOUSING-22

Status: Open
Location: 525 14th St Ste 200 San Diego, CA 92101-7556
Objective: Create suitable living environments
Outcome: Availability/accessibility
Matrix Code: Operating Costs of Homeless/AIDS Patients Programs (03T)
National Objective: LMC

Activity to prevent, prepare for, and respond to Coronavirus: No

Initial Funding Date: 01/26/2022

Description:
 Sustains a transitional housing program for homeless seniors by funding four transitional housing units.

Financing

	Fund Type	Grant Year	Grant	Funded Amount	Drawn In Program Year	Drawn Thru Program Year
CDBG	EN	2017	B17MC060542	\$41,007.65	\$39,603.39	\$39,603.39
	PI			\$8,992.35	\$8,992.35	\$8,992.35
Total	Total			\$50,000.00	\$48,595.74	\$48,595.74

Proposed Accomplishments

People (General) : 60

Actual Accomplishments

Number assisted:

	Owner		Renter		Total		Person	
	Total	Hispanic	Total	Hispanic	Total	Hispanic	Total	Hispanic
White:	0	0	0	0	0	0	25	5
Black/African American:	0	0	0	0	0	0	25	1
Asian:	0	0	0	0	0	0	1	1
American Indian/Alaskan Native:	0	0	0	0	0	0	0	0
Native Hawaiian/Other Pacific Islander:	0	0	0	0	0	0	0	0
American Indian/Alaskan Native & White:	0	0	0	0	0	0	0	0
Asian White:	0	0	0	0	0	0	0	0
Black/African American & White:	0	0	0	0	0	0	0	0
American Indian/Alaskan Native & Black/African American:	0	0	0	0	0	0	0	0
Other multi-racial:	0	0	0	0	0	0	3	0
Asian/Pacific Islander:	0	0	0	0	0	0	0	0
Hispanic:	0	0	0	0	0	0	0	0



U.S. Department of Housing and Urban Development
 Office of Community Planning and Development
 Integrated Disbursement and Information System
 CDBG Activity Summary Report (GPR) for Program Year 2021
 SAN DIEGO

Date: 24-Sep-2022
 Time: 15:19
 Page: 260

Total:	0	0	0	0	0	0	54	7
Female-headed Households:	0		0		0			

Income Category:

	Owner	Renter	Total	Person
Extremely Low	0	0	0	54
Low Mod	0	0	0	0
Moderate	0	0	0	0
Non Low Moderate	0	0	0	0
Total	0	0	0	54
Percent Low/Mod				100.0%

Annual Accomplishments

Years	Accomplishment Narrative	# Benefitting
2021	For first 6 months of fiscal year 2022 (july-december), 54 clients have been assisted.	



U.S. Department of Housing and Urban Development
 Office of Community Planning and Development
 Integrated Disbursement and Information System
 CDBG Activity Summary Report (GPR) for Program Year 2021
 SAN DIEGO

Date: 24-Sep-2022
 Time: 15:19
 Page: 261

PGM Year: 2021
Project: 0007 - Nonprofit Facility Improvements
IDIS Activity: 7597 - FHC SD-CITY HEIGHTS SOLAR-22
Status: Open
Location: 5454 El Cajon Blvd San Diego, CA 92115-3621
Objective: Create suitable living environments
Outcome: Sustainability
Matrix Code: Health Facilities (03P) **National Objective:** LMC

Activity to prevent, prepare for, and respond to Coronavirus: No

Initial Funding Date: 01/27/2022

Description:
 Installs solar panels on the roof and parking lot of one of the Family Health Centers of San Diego's largest clinics.

Financing

	Fund Type	Grant Year	Grant	Funded Amount	Drawn In Program Year	Drawn Thru Program Year
CDBG	EN	2019	B19MC060542	\$408,692.00	\$513.50	\$513.50
Total	Total			\$408,692.00	\$513.50	\$513.50

Proposed Accomplishments

Public Facilities : 1

Actual Accomplishments

Number assisted:

	Owner		Renter		Total		Person	
	Total	Hispanic	Total	Hispanic	Total	Hispanic	Total	Hispanic
White:	0	0	0	0	0	0		0
Black/African American:	0	0	0	0	0	0	0	0
Asian:	0	0	0	0	0	0	0	0
American Indian/Alaskan Native:	0	0	0	0	0	0	0	0
Native Hawaiian/Other Pacific Islander:	0	0	0	0	0	0	0	0
American Indian/Alaskan Native & White:	0	0	0	0	0	0	0	0
Asian White:	0	0	0	0	0	0	0	0
Black/African American & White:	0	0	0	0	0	0	0	0
American Indian/Alaskan Native & Black/African American:	0	0	0	0	0	0	0	0
Other multi-racial:	0	0	0	0	0	0	0	0
Asian/Pacific Islander:	0	0	0	0	0	0	0	0
Hispanic:	0	0	0	0	0	0	0	0
Total:	0	0	0	0	0	0	0	0



U.S. Department of Housing and Urban Development
 Office of Community Planning and Development
 Integrated Disbursement and Information System
 CDBG Activity Summary Report (GPR) for Program Year 2021
 SAN DIEGO

Date: 24-Sep-2022
 Time: 15:19
 Page: 262

Female-headed Households: 0 0 0

Income Category:

	Owner	Renter	Total	Person
Extremely Low	0	0	0	0
Low Mod	0	0	0	0
Moderate	0	0	0	0
Non Low Moderate	0	0	0	0
Total	0	0	0	0
Percent Low/Mod				

Annual Accomplishments

Years	Accomplishment Narrative	# Benefitting
2021		



U.S. Department of Housing and Urban Development
 Office of Community Planning and Development
 Integrated Disbursement and Information System
 CDBG Activity Summary Report (GPR) for Program Year 2021
 SAN DIEGO

Date: 24-Sep-2022
 Time: 15:19
 Page: 263

PGM Year: 2021
Project: 0007 - Nonprofit Facility Improvements
IDIS Activity: 7599 - SERVING SRS-SR CTR FACILITY IMPROVE-22
Status: Open
Location: 1525 4th Ave San Diego, CA 92101-3107
Objective: Create suitable living environments
Outcome: Availability/accessibility
Matrix Code: Senior Centers (03A) **National Objective:** LMC

Activity to prevent, prepare for, and respond to Coronavirus: No

Initial Funding Date: 03/10/2022

Description:

Funds roofing repairs and flooring replacements at the Serving Seniors flagship service location.

Financing

	Fund Type	Grant Year	Grant	Funded Amount	Drawn In Program Year	Drawn Thru Program Year
CDBG	EN	2019	B19MC060542	\$8,620.00	\$8,620.00	\$8,620.00
	PI			\$241,785.62	\$241,785.62	\$241,785.62
Total	Total			\$250,405.62	\$250,405.62	\$250,405.62

Proposed Accomplishments

Public Facilities : 1

Actual Accomplishments

Number assisted:

	Owner		Renter		Total		Person	
	Total	Hispanic	Total	Hispanic	Total	Hispanic	Total	Hispanic
White:	0	0	0	0	0	0		0
Black/African American:	0	0	0	0	0	0	0	0
Asian:	0	0	0	0	0	0	0	0
American Indian/Alaskan Native:	0	0	0	0	0	0	0	0
Native Hawaiian/Other Pacific Islander:	0	0	0	0	0	0	0	0
American Indian/Alaskan Native & White:	0	0	0	0	0	0	0	0
Asian White:	0	0	0	0	0	0	0	0
Black/African American & White:	0	0	0	0	0	0	0	0
American Indian/Alaskan Native & Black/African American:	0	0	0	0	0	0	0	0
Other multi-racial:	0	0	0	0	0	0	0	0
Asian/Pacific Islander:	0	0	0	0	0	0	0	0
Hispanic:	0	0	0	0	0	0	0	0



U.S. Department of Housing and Urban Development
 Office of Community Planning and Development
 Integrated Disbursement and Information System
 CDBG Activity Summary Report (GPR) for Program Year 2021
 SAN DIEGO

Date: 24-Sep-2022
 Time: 15:19
 Page: 264

Total: 0 0 0 0 0 0 0 0

Female-headed Households: 0 0 0 0

Income Category:

	Owner	Renter	Total	Person
Extremely Low	0	0	0	0
Low Mod	0	0	0	0
Moderate	0	0	0	0
Non Low Moderate	0	0	0	0
Total	0	0	0	0
Percent Low/Mod				

Annual Accomplishments

No data returned for this view. This might be because the applied filter excludes all data.



U.S. Department of Housing and Urban Development
 Office of Community Planning and Development
 Integrated Disbursement and Information System
 CDBG Activity Summary Report (GPR) for Program Year 2021
 SAN DIEGO

Date: 24-Sep-2022
 Time: 15:19
 Page: 265

PGM Year: 2021
Project: 0007 - Nonprofit Facility Improvements
IDIS Activity: 7600 - URBAN CORPS OF SD-HVAC IMPROVE-22
Status: Open
Location: 3127 Jefferson St San Diego, CA 92110-4422
Objective: Create suitable living environments
Outcome: Availability/accessibility
Matrix Code: Neighborhood Facilities (03E) **National Objective:** LMC

Activity to prevent, prepare for, and respond to Coronavirus: No

Initial Funding Date: 07/07/2022

Description:

Funds the replacement of 14 HVAC units in the tree buildings that make up the main campus.

Financing

	Fund Type	Grant Year	Grant	Funded Amount	Drawn In Program Year	Drawn Thru Program Year
CDBG	PI			\$387,845.80	\$461.50	\$461.50
Total	Total			\$387,845.80	\$461.50	\$461.50

Proposed Accomplishments

Public Facilities : 1

Actual Accomplishments

Number assisted:

	Owner		Renter		Total		Person	
	Total	Hispanic	Total	Hispanic	Total	Hispanic	Total	Hispanic
White:	0	0	0	0	0	0		0
Black/African American:	0	0	0	0	0	0	0	0
Asian:	0	0	0	0	0	0	0	0
American Indian/Alaskan Native:	0	0	0	0	0	0	0	0
Native Hawaiian/Other Pacific Islander:	0	0	0	0	0	0	0	0
American Indian/Alaskan Native & White:	0	0	0	0	0	0	0	0
Asian White:	0	0	0	0	0	0	0	0
Black/African American & White:	0	0	0	0	0	0	0	0
American Indian/Alaskan Native & Black/African American:	0	0	0	0	0	0	0	0
Other multi-racial:	0	0	0	0	0	0	0	0
Asian/Pacific Islander:	0	0	0	0	0	0	0	0
Hispanic:	0	0	0	0	0	0	0	0
Total:	0	0	0	0	0	0	0	0



U.S. Department of Housing and Urban Development
Office of Community Planning and Development
Integrated Disbursement and Information System
CDBG Activity Summary Report (GPR) for Program Year 2021
SAN DIEGO

Date: 24-Sep-2022

Time: 15:19

Page: 266

Female-headed Households:

0 0 0

Income Category:

	Owner	Renter	Total	Person
Extremely Low	0	0	0	0
Low Mod	0	0	0	0
Moderate	0	0	0	0
Non Low Moderate	0	0	0	0
Total	0	0	0	0

Percent Low/Mod

Annual Accomplishments

No data returned for this view. This might be because the applied filter excludes all data.



U.S. Department of Housing and Urban Development
 Office of Community Planning and Development
 Integrated Disbursement and Information System
 CDBG Activity Summary Report (GPR) for Program Year 2021
 SAN DIEGO

Date: 24-Sep-2022
 Time: 15:19
 Page: 267

PGM Year: 2021
Project: 0004 - Economic Development
IDIS Activity: 7601 - HORN OF AFRICA-SD MICROENTERPRISE-22
Status: Open
Location: 5296 University Ave Ste F San Diego, CA 92105-2269
Objective: Create economic opportunities
Outcome: Availability/accessibility
Matrix Code: Micro-Enterprise Assistance (18C) **National Objective:** LMCMC

Activity to prevent, prepare for, and respond to Coronavirus: No

Initial Funding Date: 01/26/2022

Description:
 Provides training for immigrants and refugees to gain state certification as in-home childcare providers.

Financing

	Fund Type	Grant Year	Grant	Funded Amount	Drawn In Program Year	Drawn Thru Program Year
CDBG	EN	2018	B18MC060542	\$149,690.82	\$149,690.82	\$149,690.82
	PI			\$46,626.18	\$46,626.18	\$46,626.18
Total	Total			\$196,317.00	\$196,317.00	\$196,317.00

Proposed Accomplishments

Businesses : 30

Actual Accomplishments

Number assisted:

	Owner		Renter		Total		Person	
	Total	Hispanic	Total	Hispanic	Total	Hispanic	Total	Hispanic
White:	0	0	0	0	0	0	9	0
Black/African American:	0	0	0	0	0	0	52	0
Asian:	0	0	0	0	0	0	0	0
American Indian/Alaskan Native:	0	0	0	0	0	0	0	0
Native Hawaiian/Other Pacific Islander:	0	0	0	0	0	0	0	0
American Indian/Alaskan Native & White:	0	0	0	0	0	0	0	0
Asian White:	0	0	0	0	0	0	0	0
Black/African American & White:	0	0	0	0	0	0	0	0
American Indian/Alaskan Native & Black/African American:	0	0	0	0	0	0	0	0
Other multi-racial:	0	0	0	0	0	0	0	0
Asian/Pacific Islander:	0	0	0	0	0	0	0	0
Hispanic:	0	0	0	0	0	0	0	0



U.S. Department of Housing and Urban Development
 Office of Community Planning and Development
 Integrated Disbursement and Information System
 CDBG Activity Summary Report (GPR) for Program Year 2021
 SAN DIEGO

Date: 24-Sep-2022
 Time: 15:19
 Page: 268

Total:	0	0	0	0	0	0	61	0	
Female-headed Households:	0		0		0				
<i>Income Category:</i>									
	Owner	Renter	Total						Person
Extremely Low	0	0	0						35
Low Mod	0	0	0						19
Moderate	0	0	0						7
Non Low Moderate	0	0	0						0
Total	0	0	0						61
Percent Low/Mod									100.0%

Annual Accomplishments

Years	Accomplishment Narrative	# Benefitting
2021	<p>The San Diego Microenterprise Program started on July 1, 2021 and has enrolled 61 unduplicated clients. 55 of these clients were women. 12 Micro-Enterprise training sessions were conducted for groups. Of the 61 clients, 61 completed the training. The Completion of this training results in licensure and certification that establishes participants as qualified professionals and licensed business owner/operators. The San Diego Microenterprise Project staff delivers services and helps participants navigate through this demanding process. A total of 399 one on one TA for the fiscal year were offered. The Microenterprise Project was offered at no cost to participants. All participants were also provided with direct access to Horn of Africa Community's additional services at no cost. A total of 14 new or expanded businesses were established. All participants met the HUD income guidelines provided by the City of San Diego. Of the 14 of the businesses created 11 were minority owned and 12 women owned. The biggest challenge the program faced has been Covid-19. After Covid-19 hit, operations were suspended and staff worked from home until late August, then clients were assisted through appointments only. The State of California, which issues these licenses are also impacted as they have closed their offices which did orientations and scheduled home inspections. As a result, the 14 businesses created under these circumstances has really been a success when the original goal was 30 businesses created or expanded.</p>	



U.S. Department of Housing and Urban Development
 Office of Community Planning and Development
 Integrated Disbursement and Information System
 CDBG Activity Summary Report (GPR) for Program Year 2021
 SAN DIEGO

Date: 24-Sep-2022
 Time: 15:19
 Page: 269

PGM Year: 2021
Project: 0004 - Economic Development
IDIS Activity: 7602 - KAREN ORG-REFUGEE MICROENTERPRISE SUPPORT-22
Status: Open **Objective:** Create economic opportunities
Location: 5354 University Ave San Diego, CA 92105-2204 **Outcome:** Availability/accessibility
Matrix Code: Micro-Enterprise Assistance (18C) **National Objective:** LMCMC

Activity to prevent, prepare for, and respond to Coronavirus: No

Initial Funding Date: 01/26/2022

Description:
 Provides case management, employment services, support groups, and community education to create a support system that assists refugees from Burma reach self-sufficiency.

Financing

	Fund Type	Grant Year	Grant	Funded Amount	Drawn In Program Year	Drawn Thru Program Year
CDBG	EN	2018	B18MC060542	\$42,502.89	\$41,937.40	\$41,937.40
	PI			\$26,912.11	\$26,912.11	\$26,912.11
Total	Total			\$69,415.00	\$68,849.51	\$68,849.51

Proposed Accomplishments

Businesses : 8

Actual Accomplishments

Number assisted:

	Owner		Renter		Total		Person	
	Total	Hispanic	Total	Hispanic	Total	Hispanic	Total	Hispanic
White:	0	0	0	0	0	0		0
Black/African American:	0	0	0	0	0	0	0	0
Asian:	0	0	0	0	0	0	12	0
American Indian/Alaskan Native:	0	0	0	0	0	0	0	0
Native Hawaiian/Other Pacific Islander:	0	0	0	0	0	0	0	0
American Indian/Alaskan Native & White:	0	0	0	0	0	0	0	0
Asian White:	0	0	0	0	0	0	0	0
Black/African American & White:	0	0	0	0	0	0	0	0
American Indian/Alaskan Native & Black/African American:	0	0	0	0	0	0	0	0
Other multi-racial:	0	0	0	0	0	0	0	0
Asian/Pacific Islander:	0	0	0	0	0	0	0	0
Hispanic:	0	0	0	0	0	0	0	0



U.S. Department of Housing and Urban Development
 Office of Community Planning and Development
 Integrated Disbursement and Information System
 CDBG Activity Summary Report (GPR) for Program Year 2021
 SAN DIEGO

Date: 24-Sep-2022
 Time: 15:19
 Page: 270

Total:	0	0	0	0	0	0	12	0	
Female-headed Households:	0		0		0				
<i>Income Category:</i>									
	Owner	Renter	Total						Person
Extremely Low	0	0	0						6
Low Mod	0	0	0						4
Moderate	0	0	0						2
Non Low Moderate	0	0	0						0
Total	0	0	0						12
Percent Low/Mod									100.0%

Annual Accomplishments

Years	Accomplishment Narrative	# Benefiting
2021	<p>The main CDBG-paid activities include: (1) individual business counseling for new and expanded businesses owned by refugees/ former refugees from Burma, (2) pre-microenterprise and micro-enterprise workshops, and (3) microenterprise resource center. During the FY2022 project year, KOSD was able to serve 4 unduplicated small business owners through individual technical assistance. Also, 12 City of San Diego residents were able to receive individual business counseling and 36 residents attended KOSD's pre-microenterprise and microenterprise workshops offered virtually. KOSD offered 61 workshops and conducted 404 individual business counseling sessions. All services were provided in Karen and Burmese. Although we were not able to meet our original goal of serving 8 small businesses (expansion or new business), KOSD's CDBG staff members offered extensive amount of individual counseling sessions, and at least 3 of our current CDBG clients are almost ready to register for their business tax certificates in the City of San Diego. Some of the main services KOSD business counselors provided were: City of San Diego's Small Business Relief Grants, LISC (Local Initiatives Support Corporation)'s small business grant applications, Sales tax return assistance, business plans and budgeting, and COVID safety protocol. With our business counseling support, 4 businesses received City of San Diego's Small Business Relief grants, and 13 businesses got approved for LISC's small business support grant (SEED).</p>	



U.S. Department of Housing and Urban Development
 Office of Community Planning and Development
 Integrated Disbursement and Information System
 CDBG Activity Summary Report (GPR) for Program Year 2021
 SAN DIEGO

Date: 24-Sep-2022
 Time: 15:19
 Page: 271

PGM Year: 2021
Project: 0004 - Economic Development
IDIS Activity: 7603 - LOGAN HEIGHTS CDC-LHCDC CDBG-22
Status: Open
Location: 3040 Imperial Ave San Diego, CA 92102-4128
Objective: Create economic opportunities
Outcome: Availability/accessibility
Matrix Code: Micro-Enterprise Assistance (18C) **National Objective:** LMCMC

Activity to prevent, prepare for, and respond to Coronavirus: No

Initial Funding Date: 01/27/2022

Description:
 Expands business options for residents, including homebased, micro-enterprise, or other approaches to earning income outside existing formal employment channels.

Financing

	Fund Type	Grant Year	Grant	Funded Amount	Drawn In Program Year	Drawn Thru Program Year
CDBG	EN	2019	B19MC060542	\$100,000.00	\$0.00	\$0.00
Total	Total			\$100,000.00	\$0.00	\$0.00

Proposed Accomplishments

Businesses : 30

Actual Accomplishments

Number assisted:

	Owner		Renter		Total		Person	
	Total	Hispanic	Total	Hispanic	Total	Hispanic	Total	Hispanic
White:	0	0	0	0	0	0		0
Black/African American:	0	0	0	0	0	0	0	0
Asian:	0	0	0	0	0	0	0	0
American Indian/Alaskan Native:	0	0	0	0	0	0	0	0
Native Hawaiian/Other Pacific Islander:	0	0	0	0	0	0	0	0
American Indian/Alaskan Native & White:	0	0	0	0	0	0	0	0
Asian White:	0	0	0	0	0	0	0	0
Black/African American & White:	0	0	0	0	0	0	0	0
American Indian/Alaskan Native & Black/African American:	0	0	0	0	0	0	0	0
Other multi-racial:	0	0	0	0	0	0	0	0
Asian/Pacific Islander:	0	0	0	0	0	0	0	0
Hispanic:	0	0	0	0	0	0	0	0
Total:	0	0	0	0	0	0	0	0



U.S. Department of Housing and Urban Development
Office of Community Planning and Development
Integrated Disbursement and Information System
CDBG Activity Summary Report (GPR) for Program Year 2021
SAN DIEGO

Date: 24-Sep-2022

Time: 15:19

Page: 272

Female-headed Households: 0 0 0

Income Category:

	Owner	Renter	Total	Person
Extremely Low	0	0	0	0
Low Mod	0	0	0	0
Moderate	0	0	0	0
Non Low Moderate	0	0	0	0
Total	0	0	0	0

Percent Low/Mod

Annual Accomplishments

No data returned for this view. This might be because the applied filter excludes all data.



U.S. Department of Housing and Urban Development
 Office of Community Planning and Development
 Integrated Disbursement and Information System
 CDBG Activity Summary Report (GPR) for Program Year 2021
 SAN DIEGO

Date: 24-Sep-2022
 Time: 15:19
 Page: 273

PGM Year: 2021
Project: 0004 - Economic Development
IDIS Activity: 7604 - MISSION EDGE-CITY SAIL-22
Status: Open
Location: 2820 Roosevelt Rd San Diego, CA 92106-6146
Objective: Create suitable living environments
Outcome: Availability/accessibility
Matrix Code: Micro-Enterprise Assistance (18C) **National Objective:** LMCMC

Activity to prevent, prepare for, and respond to Coronavirus: No

Initial Funding Date: 01/26/2022

Description:

The City SAIL project will utilize technical assistance, mentorship sessions, and module workshops to assist LMI individuals within the City of San Diego to establish or expand their microenterprise.

Financing

	Fund Type	Grant Year	Grant	Funded Amount	Drawn In Program Year	Drawn Thru Program Year
CDBG	EN	2018	B18MC060542	\$140,098.22	\$127,043.39	\$127,043.39
	PI			\$53,296.78	\$53,296.78	\$53,296.78
Total	Total			\$193,395.00	\$180,340.17	\$180,340.17

Proposed Accomplishments

Businesses : 20

Actual Accomplishments

Number assisted:

	Owner		Renter		Total		Person	
	Total	Hispanic	Total	Hispanic	Total	Hispanic	Total	Hispanic
White:	0	0	0	0	0	0	12	2
Black/African American:	0	0	0	0	0	0	1	0
Asian:	0	0	0	0	0	0	3	0
American Indian/Alaskan Native:	0	0	0	0	0	0	0	0
Native Hawaiian/Other Pacific Islander:	0	0	0	0	0	0	3	2
American Indian/Alaskan Native & White:	0	0	0	0	0	0	0	0
Asian White:	0	0	0	0	0	0	1	0
Black/African American & White:	0	0	0	0	0	0	0	0
American Indian/Alaskan Native & Black/African American:	0	0	0	0	0	0	0	0
Other multi-racial:	0	0	0	0	0	0	0	0
Asian/Pacific Islander:	0	0	0	0	0	0	0	0



U.S. Department of Housing and Urban Development
 Office of Community Planning and Development
 Integrated Disbursement and Information System
 CDBG Activity Summary Report (GPR) for Program Year 2021
 SAN DIEGO

Date: 24-Sep-2022
 Time: 15:19
 Page: 274

Hispanic:	0	0	0	0	0	0	0	0	0
Total:	0	0	0	0	0	0	0	20	4

Female-headed Households: 0 0 0 0

Income Category:

	Owner	Renter	Total	Person
Extremely Low	0	0	0	10
Low Mod	0	0	0	4
Moderate	0	0	0	6
Non Low Moderate	0	0	0	0
Total	0	0	0	20
Percent Low/Mod				100.0%

Annual Accomplishments

Years	Accomplishment Narrative	# Benefiting
2021	During FY 2021-2022, there were two 12-week SAIL Accelerator Programs, one in the Fall of 2021, and the other in the Spring of 2022 for up to ten organizations (20 or more individuals at a time). There were five modules, designed to provide early-stage enterprises the tools, knowledge, and mentorship to start, fund, and grow their organizations. Each meeting lasted two hours. Results were 3 unduplicated businesses served in the Fall of 2021 and 11 unduplicated businesses in the Spring of 2022.	



U.S. Department of Housing and Urban Development
 Office of Community Planning and Development
 Integrated Disbursement and Information System
 CDBG Activity Summary Report (GPR) for Program Year 2021
 SAN DIEGO

Date: 24-Sep-2022
 Time: 15:19
 Page: 275

PGM Year: 2021
Project: 0004 - Economic Development
IDIS Activity: 7605 - SOMALI FAMILY SD-MICROENTERPRISE PROGRAM-22
Status: Open
Location: 5348 University Ave San Diego, CA 92105-8025
Objective: Create economic opportunities
Outcome: Availability/accessibility
Matrix Code: Micro-Enterprise Assistance (18C) **National Objective:** LMCMC

Activity to prevent, prepare for, and respond to Coronavirus: No

Initial Funding Date: 01/26/2022

Description:
 Provides LMI refugees and recent immigrants with technical assistance to establish or expand a micro-enterprise.

Financing

	Fund Type	Grant Year	Grant	Funded Amount	Drawn In Program Year	Drawn Thru Program Year
CDBG	EN	2019	B19MC060542	\$168,975.94	\$72,164.53	\$72,164.53
	PI			\$14,869.26	\$14,869.26	\$14,869.26
Total	Total			\$183,845.20	\$87,033.79	\$87,033.79

Proposed Accomplishments

Businesses : 40

Actual Accomplishments

Number assisted:

	Owner		Renter		Total		Person	
	Total	Hispanic	Total	Hispanic	Total	Hispanic	Total	Hispanic
White:	0	0	0	0	0	0		0
Black/African American:	0	0	0	0	0	0	0	0
Asian:	0	0	0	0	0	0	0	0
American Indian/Alaskan Native:	0	0	0	0	0	0	0	0
Native Hawaiian/Other Pacific Islander:	0	0	0	0	0	0	0	0
American Indian/Alaskan Native & White:	0	0	0	0	0	0	0	0
Asian White:	0	0	0	0	0	0	0	0
Black/African American & White:	0	0	0	0	0	0	0	0
American Indian/Alaskan Native & Black/African American:	0	0	0	0	0	0	0	0
Other multi-racial:	0	0	0	0	0	0	0	0
Asian/Pacific Islander:	0	0	0	0	0	0	0	0
Hispanic:	0	0	0	0	0	0	0	0



U.S. Department of Housing and Urban Development
 Office of Community Planning and Development
 Integrated Disbursement and Information System
 CDBG Activity Summary Report (GPR) for Program Year 2021
 SAN DIEGO

Date: 24-Sep-2022
 Time: 15:19
 Page: 276

Total: 0 0 0 0 0 0 0 0

Female-headed Households: 0 0 0 0

Income Category:

	Owner	Renter	Total	Person
Extremely Low	0	0	0	0
Low Mod	0	0	0	0
Moderate	0	0	0	0
Non Low Moderate	0	0	0	0
Total	0	0	0	0
Percent Low/Mod				

Annual Accomplishments

No data returned for this view. This might be because the applied filter excludes all data.



U.S. Department of Housing and Urban Development
 Office of Community Planning and Development
 Integrated Disbursement and Information System
 CDBG Activity Summary Report (GPR) for Program Year 2021
 SAN DIEGO

Date: 24-Sep-2022
 Time: 15:19
 Page: 277

PGM Year: 2021
Project: 0003 - Community and Public Services
IDIS Activity: 7606 - MAMA'S KITCHEN-HOME MEALS-22
Status: Open
Location: 3960 Home Ave San Diego, CA 92105-5925
Objective: Create suitable living environments
Outcome: Availability/accessibility
Matrix Code: Other Public Services Not Listed in 05A-05Y, 03T (05Z) **National Objective:** LMC

Activity to prevent, prepare for, and respond to Coronavirus: No

Initial Funding Date: 01/26/2022

Description:
 Provides 3 meals per day, for 365 days a year, to LMI residents who are in need of meals and nutrition support due to the debilitating effects of their critical illness.

Financing

	Fund Type	Grant Year	Grant	Funded Amount	Drawn In Program Year	Drawn Thru Program Year
CDBG	EN	2016	B16MC060542	\$37,020.64	\$37,020.64	\$37,020.64
	PI			\$12,979.36	\$12,979.36	\$12,979.36
Total	Total			\$50,000.00	\$50,000.00	\$50,000.00

Proposed Accomplishments

People (General) : 470

Actual Accomplishments

Number assisted:

	Owner		Renter		Total		Person	
	Total	Hispanic	Total	Hispanic	Total	Hispanic	Total	Hispanic
White:	0	0	0	0	0	0	282	95
Black/African American:	0	0	0	0	0	0	80	1
Asian:	0	0	0	0	0	0	51	0
American Indian/Alaskan Native:	0	0	0	0	0	0	6	5
Native Hawaiian/Other Pacific Islander:	0	0	0	0	0	0	2	0
American Indian/Alaskan Native & White:	0	0	0	0	0	0	1	1
Asian White:	0	0	0	0	0	0	4	0
Black/African American & White:	0	0	0	0	0	0	1	0
American Indian/Alaskan Native & Black/African American:	0	0	0	0	0	0	1	0
Other multi-racial:	0	0	0	0	0	0	42	34
Asian/Pacific Islander:	0	0	0	0	0	0	0	0
Hispanic:	0	0	0	0	0	0	0	0



U.S. Department of Housing and Urban Development
 Office of Community Planning and Development
 Integrated Disbursement and Information System
 CDBG Activity Summary Report (GPR) for Program Year 2021
 SAN DIEGO

Date: 24-Sep-2022
 Time: 15:19
 Page: 278

Total:	0	0	0	0	0	0	470	136	
Female-headed Households:	0		0		0				
<i>Income Category:</i>									
	Owner	Renter	Total						Person
Extremely Low	0	0	0						321
Low Mod	0	0	0						49
Moderate	0	0	0						28
Non Low Moderate	0	0	0						72
Total	0	0	0						470
Percent Low/Mod									84.7%

Annual Accomplishments

Years	Accomplishment Narrative	# Benefitting
2021	In FY 2022, CDBG funds were used to purchased nutritious food for the home delivered meal program for San Diegans with critical illnesses. Mamas Kitchen Home Delivered Meal Service removes barriers that our clients face in accessing nutritious food that they need to avoid malnutrition, increase medication adherence, lower health care costs, and improve the quality of the lives. During the implementation period, a total of 470 San Diego residents were provided medically tailored meals	



U.S. Department of Housing and Urban Development
 Office of Community Planning and Development
 Integrated Disbursement and Information System
 CDBG Activity Summary Report (GPR) for Program Year 2021
 SAN DIEGO

Date: 24-Sep-2022
 Time: 15:19
 Page: 279

PGM Year: 2021
Project: 0003 - Community and Public Services
IDIS Activity: 7607 - MEALS-HOME DELIVERED-22
Status: Open
Location: 2254 San Diego Ave San Diego, CA 92110-2944
Objective: Create suitable living environments
Outcome: Availability/accessibility
Matrix Code: Senior Services (05A) **National Objective:** LMC

Activity to prevent, prepare for, and respond to Coronavirus: No

Initial Funding Date: 01/26/2022

Description:

Expands the \$1 Meal a Day Program and supports the continuation of services to Promise Zone LMI seniors through the regular meal program.

Financing

	Fund Type	Grant Year	Grant	Funded Amount	Drawn In Program Year	Drawn Thru Program Year
CDBG	EN	2018	B18MC060542	\$41,591.68	\$41,591.68	\$41,591.68
	PI			\$9,238.32	\$9,238.32	\$9,238.32
Total	Total			\$50,830.00	\$50,830.00	\$50,830.00

Proposed Accomplishments

People (General) : 200

Actual Accomplishments

Number assisted:

	Owner		Renter		Total		Person	
	Total	Hispanic	Total	Hispanic	Total	Hispanic	Total	Hispanic
White:	0	0	0	0	0	0	66	5
Black/African American:	0	0	0	0	0	0	40	1
Asian:	0	0	0	0	0	0	11	0
American Indian/Alaskan Native:	0	0	0	0	0	0	1	0
Native Hawaiian/Other Pacific Islander:	0	0	0	0	0	0	1	0
American Indian/Alaskan Native & White:	0	0	0	0	0	0	0	0
Asian White:	0	0	0	0	0	0	0	0
Black/African American & White:	0	0	0	0	0	0	2	0
American Indian/Alaskan Native & Black/African American:	0	0	0	0	0	0	0	0
Other multi-racial:	0	0	0	0	0	0	38	29
Asian/Pacific Islander:	0	0	0	0	0	0	0	0
Hispanic:	0	0	0	0	0	0	0	0



U.S. Department of Housing and Urban Development
 Office of Community Planning and Development
 Integrated Disbursement and Information System
 CDBG Activity Summary Report (GPR) for Program Year 2021
 SAN DIEGO

Date: 24-Sep-2022
 Time: 15:19
 Page: 280

Total:	0	0	0	0	0	0	159	35	
Female-headed Households:	0		0		0				
<i>Income Category:</i>									
	Owner	Renter	Total						Person
Extremely Low	0	0	0						125
Low Mod	0	0	0						23
Moderate	0	0	0						10
Non Low Moderate	0	0	0						1
Total	0	0	0						159
Percent Low/Mod									99.4%

Annual Accomplishments

Years	Accomplishment Narrative	# Benefitting
2021	For the first 6 months of the project period (July-December), 159 clients have been assisted.	



U.S. Department of Housing and Urban Development
 Office of Community Planning and Development
 Integrated Disbursement and Information System
 CDBG Activity Summary Report (GPR) for Program Year 2021
 SAN DIEGO

Date: 24-Sep-2022
 Time: 15:19
 Page: 281

PGM Year: 2021
Project: 0003 - Community and Public Services
IDIS Activity: 7608 - MAAC-STEP CENTERS-22

Status: Open
Location: 1355 Third Ave Chula Vista, CA 91911-4302
Objective: Create suitable living environments
Outcome: Availability/accessibility
Matrix Code: Employment Training (05H) **National Objective:** LMC

Activity to prevent, prepare for, and respond to Coronavirus: No

Initial Funding Date: 02/10/2022

Description:

Supports the growth of service offerings at two Striving Towards Economic Prosperity (STEP) Centers located in the City of San Diego.

Financing

	Fund Type	Grant Year	Grant	Funded Amount	Drawn In Program Year	Drawn Thru Program Year
CDBG	EN	2019	B19MC060542	\$96,593.59	\$38,194.95	\$38,194.95
	PI			\$28,458.41	\$28,458.41	\$28,458.41
Total	Total			\$125,052.00	\$66,653.36	\$66,653.36

Proposed Accomplishments

People (General) : 150

Actual Accomplishments

Number assisted:

	Owner		Renter		Total		Person	
	Total	Hispanic	Total	Hispanic	Total	Hispanic	Total	Hispanic
White:	0	0	0	0	0	0		0
Black/African American:	0	0	0	0	0	0	0	0
Asian:	0	0	0	0	0	0	0	0
American Indian/Alaskan Native:	0	0	0	0	0	0	0	0
Native Hawaiian/Other Pacific Islander:	0	0	0	0	0	0	0	0
American Indian/Alaskan Native & White:	0	0	0	0	0	0	0	0
Asian White:	0	0	0	0	0	0	0	0
Black/African American & White:	0	0	0	0	0	0	0	0
American Indian/Alaskan Native & Black/African American:	0	0	0	0	0	0	0	0
Other multi-racial:	0	0	0	0	0	0	0	0
Asian/Pacific Islander:	0	0	0	0	0	0	0	0
Hispanic:	0	0	0	0	0	0	0	0



U.S. Department of Housing and Urban Development
 Office of Community Planning and Development
 Integrated Disbursement and Information System
 CDBG Activity Summary Report (GPR) for Program Year 2021
 SAN DIEGO

Date: 24-Sep-2022
 Time: 15:19
 Page: 282

Total: 0 0 0 0 0 0 0 0

Female-headed Households: 0 0 0 0

Income Category:

	Owner	Renter	Total	Person
Extremely Low	0	0	0	0
Low Mod	0	0	0	0
Moderate	0	0	0	0
Non Low Moderate	0	0	0	0
Total	0	0	0	0
Percent Low/Mod				

Annual Accomplishments

No data returned for this view. This might be because the applied filter excludes all data.



U.S. Department of Housing and Urban Development
 Office of Community Planning and Development
 Integrated Disbursement and Information System
 CDBG Activity Summary Report (GPR) for Program Year 2021
 SAN DIEGO

Date: 24-Sep-2022
 Time: 15:19
 Page: 283

PGM Year: 2021
Project: 0001 - CDBG Administration
IDIS Activity: 7609 - HUD ADMINISTRATION-22

Status: Open
Location: ,
Objective:
Outcome:
Matrix Code: General Program Administration (21A) **National Objective:**

Activity to prevent, prepare for, and respond to Coronavirus: No

Initial Funding Date: 01/10/2022

Description:
 Provides interim housing and supportive services designed to help facilitate stabilization and exits to longer term or permanent housing for homeless single adults; fiscal year 2022

Financing

	Fund Type	Grant Year	Grant	Funded Amount	Drawn In Program Year	Drawn Thru Program Year
CDBG	EN	2021	B21MC060542	\$3,617,756.54	\$1,295,941.11	\$1,295,941.11
	PI			\$1,767,671.46	\$946,484.75	\$1,767,671.46
Total	Total			\$5,385,428.00	\$2,242,425.86	\$3,063,612.57

Proposed Accomplishments

Actual Accomplishments

Number assisted:

	Owner		Renter		Total		Person	
	Total	Hispanic	Total	Hispanic	Total	Hispanic	Total	Hispanic
White:					0	0		
Black/African American:					0	0		
Asian:					0	0		
American Indian/Alaskan Native:					0	0		
Native Hawaiian/Other Pacific Islander:					0	0		
American Indian/Alaskan Native & White:					0	0		
Asian White:					0	0		
Black/African American & White:					0	0		
American Indian/Alaskan Native & Black/African American:					0	0		
Other multi-racial:					0	0		
Asian/Pacific Islander:					0	0		
Hispanic:					0	0		
Total:	0	0	0	0	0	0	0	0



U.S. Department of Housing and Urban Development
Office of Community Planning and Development
Integrated Disbursement and Information System
CDBG Activity Summary Report (GPR) for Program Year 2021
SAN DIEGO

Date: 24-Sep-2022

Time: 15:19

Page: 284

Female-headed Households:

0

Income Category:

	Owner	Renter	Total	Person
Extremely Low			0	
Low Mod			0	
Moderate			0	
Non Low Moderate			0	
Total	0	0	0	0
Percent Low/Mod				

Annual Accomplishments

No data returned for this view. This might be because the applied filter excludes all data.



U.S. Department of Housing and Urban Development
 Office of Community Planning and Development
 Integrated Disbursement and Information System
 CDBG Activity Summary Report (GPR) for Program Year 2021
 SAN DIEGO

Date: 24-Sep-2022
 Time: 15:19
 Page: 285

PGM Year: 2021
Project: 0003 - Community and Public Services
IDIS Activity: 7611 - CITY LIB-LIBRARY NEXT-22
Status: Open
Location: 330 Park Blvd San Diego, CA 92101-7416
Objective: Create economic opportunities
Outcome: Availability/accessibility
Matrix Code: Youth Services (05D)
National Objective: LMC

Activity to prevent, prepare for, and respond to Coronavirus: No

Initial Funding Date: 05/17/2022

Description:
 Expand STEM educational opportunities in LMI communities for students.

Financing

	Fund Type	Grant Year	Grant	Funded Amount	Drawn In Program Year	Drawn Thru Program Year
CDBG	EN	2021	B21MC060542	\$147,060.94	\$93,320.76	\$93,320.76
	PI			\$51,670.06	\$51,670.06	\$51,670.06
Total	Total			\$198,731.00	\$144,990.82	\$144,990.82

Proposed Accomplishments

People (General) : 400

Actual Accomplishments

Number assisted:

	Owner		Renter		Total		Person	
	Total	Hispanic	Total	Hispanic	Total	Hispanic	Total	Hispanic
White:	0	0	0	0	0	0		0
Black/African American:	0	0	0	0	0	0	0	0
Asian:	0	0	0	0	0	0	0	0
American Indian/Alaskan Native:	0	0	0	0	0	0	0	0
Native Hawaiian/Other Pacific Islander:	0	0	0	0	0	0	0	0
American Indian/Alaskan Native & White:	0	0	0	0	0	0	0	0
Asian White:	0	0	0	0	0	0	0	0
Black/African American & White:	0	0	0	0	0	0	0	0
American Indian/Alaskan Native & Black/African American:	0	0	0	0	0	0	0	0
Other multi-racial:	0	0	0	0	0	0	0	0
Asian/Pacific Islander:	0	0	0	0	0	0	0	0
Hispanic:	0	0	0	0	0	0	0	0



U.S. Department of Housing and Urban Development
 Office of Community Planning and Development
 Integrated Disbursement and Information System
 CDBG Activity Summary Report (GPR) for Program Year 2021
 SAN DIEGO

Date: 24-Sep-2022
 Time: 15:19
 Page: 286

Total:	0	0	0	0	0	0	0
Female-headed Households:	0		0		0		

Income Category:

	Owner	Renter	Total	Person
Extremely Low	0	0	0	0
Low Mod	0	0	0	0
Moderate	0	0	0	0
Non Low Moderate	0	0	0	0
Total	0	0	0	0
Percent Low/Mod				

Annual Accomplishments

No data returned for this view. This might be because the applied filter excludes all data.



U.S. Department of Housing and Urban Development
 Office of Community Planning and Development
 Integrated Disbursement and Information System
 CDBG Activity Summary Report (GPR) for Program Year 2021
 SAN DIEGO

Date: 24-Sep-2022
 Time: 15:19
 Page: 287

PGM Year: 2020
Project: 0005 - PUBLIC INFRASTRUCTURE IMPROVEMENTS
IDIS Activity: 7612 - CITY CIP-HOWARD AVE SIDEWALK-21
Status: Open
Location: howard ave san diego, CA 92101
Objective: Create suitable living environments
Outcome: Availability/accessibility
Matrix Code: Sidewalks (03L) **National Objective:** LMA

Activity to prevent, prepare for, and respond to Coronavirus: No

Initial Funding Date: 08/24/2021

Description:
 Howard Ave Village Pine to Iris Ave sidewalk

Financing

	Fund Type	Grant Year	Grant	Funded Amount	Drawn In Program Year	Drawn Thru Program Year
CDBG	EN	2018	B18MC060542	\$600,060.00	\$0.00	\$0.00
Total	Total			\$600,060.00	\$0.00	\$0.00

Proposed Accomplishments

Public Facilities : 1
 Total Population in Service Area: 4,940
 Census Tract Percent Low / Mod: 63.56

Annual Accomplishments

No data returned for this view. This might be because the applied filter excludes all data.



U.S. Department of Housing and Urban Development
 Office of Community Planning and Development
 Integrated Disbursement and Information System
 CDBG Activity Summary Report (GPR) for Program Year 2021
 SAN DIEGO

Date: 24-Sep-2022
 Time: 15:19
 Page: 288

PGM Year: 2020
Project: 0005 - PUBLIC INFRASTRUCTURE IMPROVEMENTS
IDIS Activity: 7613 - CITY CIP-TSW-WOODMAN ST SIDEWALK-21
Status: Open
Location: Woodman St San Diego, CA 92101
Objective: Create suitable living environments
Outcome: Availability/accessibility
Matrix Code: Sidewalks (03L)
National Objective: LMA

Activity to prevent, prepare for, and respond to Coronavirus: No

Initial Funding Date: 08/24/2021

Description:
 woodman st-cielo drive to pagel place sidewalks; fy21 and fy22 funding

Financing

	Fund Type	Grant Year	Grant	Funded Amount	Drawn In Program Year	Drawn Thru Program Year
CDBG	EN	2020	B20MC060542	\$11,000.00	\$0.00	\$0.00
Total	Total			\$11,000.00	\$0.00	\$0.00

Proposed Accomplishments

Public Facilities : 1
 Total Population in Service Area: 4,940
 Census Tract Percent Low / Mod: 63.56

Annual Accomplishments

No data returned for this view. This might be because the applied filter excludes all data.



U.S. Department of Housing and Urban Development
 Office of Community Planning and Development
 Integrated Disbursement and Information System
 CDBG Activity Summary Report (GPR) for Program Year 2021
 SAN DIEGO

Date: 24-Sep-2022
 Time: 15:19
 Page: 289

PGM Year: 2020
Project: 0005 - PUBLIC INFRASTRUCTURE IMPROVEMENTS
IDIS Activity: 7614 - CITY CIP-COLLEGE AVE-MERIDIAN/JUDY MCCARTHY-21
Status: Open **Objective:** Create suitable living environments
Location: College Ave San Diego, CA 92101 **Outcome:** Availability/accessibility
Matrix Code: Sidewalks (03L) **National Objective:** LMA

Activity to prevent, prepare for, and respond to Coronavirus: No

Initial Funding Date: 08/24/2021

Description:
 New walkways-college ave-meridian to judy mcccarty way sidewalk, possible connection to 7466

Financing

	Fund Type	Grant Year	Grant	Funded Amount	Drawn In Program Year	Drawn Thru Program Year
CDBG	EN	2018	B18MC060542	\$900,000.00	\$0.00	\$0.00
Total	Total			\$900,000.00	\$0.00	\$0.00

Proposed Accomplishments
 Public Facilities : 1
 Total Population in Service Area: 4,940
 Census Tract Percent Low / Mod: 63.56

Annual Accomplishments
 No data returned for this view. This might be because the applied filter excludes all data.



U.S. Department of Housing and Urban Development
 Office of Community Planning and Development
 Integrated Disbursement and Information System
 CDBG Activity Summary Report (GPR) for Program Year 2021
 SAN DIEGO

Date: 24-Sep-2022
 Time: 15:19
 Page: 290

PGM Year: 2020
Project: 0005 - PUBLIC INFRASTRUCTURE IMPROVEMENTS
IDIS Activity: 7615 - CITY CIP-ELM AVE (14TH TO THERMAL) SDWK-21
Status: Open
Location: Elm Ave San Diego, CA 92101
Objective: Create suitable living environments
Outcome: Availability/accessibility
Matrix Code: Sidewalks (03L)
National Objective: LMA

Activity to prevent, prepare for, and respond to Coronavirus: No

Initial Funding Date: 08/24/2021

Description:
 New walkways-elm st sidewalk-14th st to thermal ave

Financing

	Fund Type	Grant Year	Grant	Funded Amount	Drawn In Program Year	Drawn Thru Program Year
CDBG	EN	2019	B19MC060542	\$250,000.00	\$0.00	\$0.00
Total	Total			\$250,000.00	\$0.00	\$0.00

Proposed Accomplishments
 Public Facilities : 1
 Total Population in Service Area: 4,940
 Census Tract Percent Low / Mod: 63.56

Annual Accomplishments
 No data returned for this view. This might be because the applied filter excludes all data.



U.S. Department of Housing and Urban Development
 Office of Community Planning and Development
 Integrated Disbursement and Information System
 CDBG Activity Summary Report (GPR) for Program Year 2021
 SAN DIEGO

Date: 24-Sep-2022
 Time: 15:19
 Page: 291

PGM Year: 2020
Project: 0005 - PUBLIC INFRASTRUCTURE IMPROVEMENTS
IDIS Activity: 7616 - CITY CIP-CLAY AVE MINI PARK-21

Status: Open
Location: 3156 Clay Ave Suite 1400 San Diego, CA 92113-1425
Objective: Create suitable living environments
Outcome: Availability/accessibility
Matrix Code: Parks, Recreational Facilities (03F) **National Objective:** LMA

Activity to prevent, prepare for, and respond to Coronavirus: No

Initial Funding Date: 08/19/2021

Description:
 Parks and Rec project, Southeastern mini park improvements-clay ave; possible link to 7467

Financing

	Fund Type	Grant Year	Grant	Funded Amount	Drawn In Program Year	Drawn Thru Program Year
CDBG	EN	2020	B20MC060542	\$575,000.00	\$0.00	\$0.00
Total	Total			\$575,000.00	\$0.00	\$0.00

Proposed Accomplishments
 Public Facilities : 1
 Total Population in Service Area: 4,940
 Census Tract Percent Low / Mod: 63.56

Annual Accomplishments
 No data returned for this view. This might be because the applied filter excludes all data.



U.S. Department of Housing and Urban Development
 Office of Community Planning and Development
 Integrated Disbursement and Information System
 CDBG Activity Summary Report (GPR) for Program Year 2021
 SAN DIEGO

Date: 24-Sep-2022
 Time: 15:19
 Page: 292

PGM Year: 2021
Project: 0003 - Community and Public Services
IDIS Activity: 7617 - FAMILY HLTH CTR-SAFE POINT SD-22

Status: Open
Location: 823 Gateway Center Way San Diego, CA 92102-4541
Objective: Create suitable living environments
Outcome: Availability/accessibility
Matrix Code: Substance Abuse Services (05F) **National Objective:** LMC

Activity to prevent, prepare for, and respond to Coronavirus: No

Initial Funding Date: 07/07/2022

Description:
 Safe Point San Diego needle exchange program for fiscal year 2022

Financing

	Fund Type	Grant Year	Grant	Funded Amount	Drawn In Program Year	Drawn Thru Program Year
CDBG	PI			\$115,000.00	\$12,596.18	\$12,596.18
Total	Total			\$115,000.00	\$12,596.18	\$12,596.18

Proposed Accomplishments

People (General) : 2,069

Actual Accomplishments

Number assisted:

	Owner		Renter		Total		Person	
	Total	Hispanic	Total	Hispanic	Total	Hispanic	Total	Hispanic
White:	0	0	0	0	0	0		0
Black/African American:	0	0	0	0	0	0	0	0
Asian:	0	0	0	0	0	0	0	0
American Indian/Alaskan Native:	0	0	0	0	0	0	0	0
Native Hawaiian/Other Pacific Islander:	0	0	0	0	0	0	0	0
American Indian/Alaskan Native & White:	0	0	0	0	0	0	0	0
Asian White:	0	0	0	0	0	0	0	0
Black/African American & White:	0	0	0	0	0	0	0	0
American Indian/Alaskan Native & Black/African American:	0	0	0	0	0	0	0	0
Other multi-racial:	0	0	0	0	0	0	0	0
Asian/Pacific Islander:	0	0	0	0	0	0	0	0
Hispanic:	0	0	0	0	0	0	0	0
Total:	0	0	0	0	0	0	0	0



U.S. Department of Housing and Urban Development
Office of Community Planning and Development
Integrated Disbursement and Information System
CDBG Activity Summary Report (GPR) for Program Year 2021
SAN DIEGO

Date: 24-Sep-2022
Time: 15:19
Page: 293

Female-headed Households: 0 0 0

Income Category:

	Owner	Renter	Total	Person
Extremely Low	0	0	0	0
Low Mod	0	0	0	0
Moderate	0	0	0	0
Non Low Moderate	0	0	0	0
Total	0	0	0	0

Percent Low/Mod

Annual Accomplishments

No data returned for this view. This might be because the applied filter excludes all data.



U.S. Department of Housing and Urban Development
 Office of Community Planning and Development
 Integrated Disbursement and Information System
 CDBG Activity Summary Report (GPR) for Program Year 2021
 SAN DIEGO

Date: 24-Sep-2022
 Time: 15:19
 Page: 294

PGM Year: 2021
Project: 0001 - CDBG Administration
IDIS Activity: 7618 - FAIR HSG SERVICES-22

Status: Open
Location: ,
Objective:
Outcome:
Matrix Code: Fair Housing Activities (subject to 20% Admin Cap) (21D) **National Objective:**

Activity to prevent, prepare for, and respond to Coronavirus: No

Initial Funding Date: 01/10/2022

Description:
 Fair Housing services for fiscal year 2022

Financing

	Fund Type	Grant Year	Grant	Funded Amount	Drawn In Program Year	Drawn Thru Program Year
CDBG	EN	2021	B21MC060542	\$106,220.67	\$67,403.87	\$67,403.87
	PI			\$43,779.33	\$43,779.33	\$43,779.33
Total	Total			\$150,000.00	\$111,183.20	\$111,183.20

Proposed Accomplishments

Actual Accomplishments

Number assisted:

	Owner		Renter		Total		Person	
	Total	Hispanic	Total	Hispanic	Total	Hispanic	Total	Hispanic
White:					0	0		
Black/African American:					0	0		
Asian:					0	0		
American Indian/Alaskan Native:					0	0		
Native Hawaiian/Other Pacific Islander:					0	0		
American Indian/Alaskan Native & White:					0	0		
Asian White:					0	0		
Black/African American & White:					0	0		
American Indian/Alaskan Native & Black/African American:					0	0		
Other multi-racial:					0	0		
Asian/Pacific Islander:					0	0		
Hispanic:					0	0		
Total:	0	0	0	0	0	0	0	0



U.S. Department of Housing and Urban Development
Office of Community Planning and Development
Integrated Disbursement and Information System
CDBG Activity Summary Report (GPR) for Program Year 2021
SAN DIEGO

Date: 24-Sep-2022

Time: 15:19

Page: 295

Female-headed Households:

0

Income Category:

	Owner	Renter	Total	Person
Extremely Low			0	
Low Mod			0	
Moderate			0	
Non Low Moderate			0	
Total	0	0	0	0
Percent Low/Mod				

Annual Accomplishments

No data returned for this view. This might be because the applied filter excludes all data.



U.S. Department of Housing and Urban Development
 Office of Community Planning and Development
 Integrated Disbursement and Information System
 CDBG Activity Summary Report (GPR) for Program Year 2021
 SAN DIEGO

Date: 24-Sep-2022
 Time: 15:19
 Page: 296

PGM Year: 2021
Project: 0008 - Homelessness
IDIS Activity: 7619 - SD HSG COMM-DAY CENTER-22

Status: Open
Location: 299 17th St San Diego, CA 92101-7665
Objective: Create suitable living environments
Outcome: Availability/accessibility
Matrix Code: Operating Costs of Homeless/AIDS Patients Programs (03T) **National Objective:** LMC

Activity to prevent, prepare for, and respond to Coronavirus: No

Initial Funding Date: 01/27/2022

Description:
 Day Center costs for fiscal year 2022

Financing

	Fund Type	Grant Year	Grant	Funded Amount	Drawn In Program Year	Drawn Thru Program Year
CDBG	EN	2019	B19MC060542	\$233,530.05	\$225,144.86	\$225,144.86
	PI			\$307,719.95	\$307,719.95	\$307,719.95
Total	Total			\$541,250.00	\$532,864.81	\$532,864.81

Proposed Accomplishments

People (General) : 2,000

Actual Accomplishments

Number assisted:

	Owner		Renter		Total		Person	
	Total	Hispanic	Total	Hispanic	Total	Hispanic	Total	Hispanic
White:	0	0	0	0	0	0	3,803	1,514
Black/African American:	0	0	0	0	0	0	1,601	102
Asian:	0	0	0	0	0	0	94	3
American Indian/Alaskan Native:	0	0	0	0	0	0	162	76
Native Hawaiian/Other Pacific Islander:	0	0	0	0	0	0	71	19
American Indian/Alaskan Native & White:	0	0	0	0	0	0	50	21
Asian White:	0	0	0	0	0	0	16	2
Black/African American & White:	0	0	0	0	0	0	42	11
American Indian/Alaskan Native & Black/African American:	0	0	0	0	0	0	29	6
Other multi-racial:	0	0	0	0	0	0	65	22
Asian/Pacific Islander:	0	0	0	0	0	0	0	0
Hispanic:	0	0	0	0	0	0	0	0



U.S. Department of Housing and Urban Development
 Office of Community Planning and Development
 Integrated Disbursement and Information System
 CDBG Activity Summary Report (GPR) for Program Year 2021
 SAN DIEGO

Date: 24-Sep-2022
 Time: 15:19
 Page: 297

Total:	0	0	0	0	0	0	5,933	1,776	
Female-headed Households:	0		0		0				
<i>Income Category:</i>									
	Owner	Renter	Total						Person
Extremely Low	0	0	0						5,921
Low Mod	0	0	0						10
Moderate	0	0	0						2
Non Low Moderate	0	0	0						0
Total	0	0	0						5,933
Percent Low/Mod									100.0%

Annual Accomplishments

Years	Accomplishment Narrative	# Benefitting
2021	The Day Center Facility for Homeless Adults served as a centralized access point for individuals experiencing homelessness in the City of San Diego, while also providing an array of resources and services aimed to help participants engage, stabilize and obtain appropriate housing. A variety of critical services were provided, including a safe, comfortable drop-in center for homeless adults with access to bathroom facilities and shelter from the elements during the day.	



U.S. Department of Housing and Urban Development
 Office of Community Planning and Development
 Integrated Disbursement and Information System
 CDBG Activity Summary Report (GPR) for Program Year 2021
 SAN DIEGO

Date: 24-Sep-2022
 Time: 15:19
 Page: 298

PGM Year: 2021
Project: 0008 - Homelessness
IDIS Activity: 7620 - SD HSG COMM-CONNECTIONS-22
Status: Open
Location: 1122 Broadway Ste 300 Suite 300 San Diego, CA 92101-5629
Objective: Create suitable living environments
Outcome: Availability/accessibility
Matrix Code: Operating Costs of Homeless/AIDS Patients Programs (03T) **National Objective:** LMC

Activity to prevent, prepare for, and respond to Coronavirus: No

Initial Funding Date: 01/27/2022

Description:

Operates a 365 days a year and provides a combination of short term interim beds and supportive services to homeless men and women; fiscal year 2022

Financing

	Fund Type	Grant Year	Grant	Funded Amount	Drawn In Program Year	Drawn Thru Program Year
CDBG	EN	2019	B19MC060542	\$259,727.95	\$259,727.95	\$259,727.95
	PI			\$43,847.05	\$43,847.05	\$43,847.05
Total	Total			\$303,575.00	\$303,575.00	\$303,575.00

Proposed Accomplishments

People (General) : 450

Actual Accomplishments

Number assisted:

	Owner		Renter		Total		Person	
	Total	Hispanic	Total	Hispanic	Total	Hispanic	Total	Hispanic
White:	0	0	0	0	0	0	145	40
Black/African American:	0	0	0	0	0	0	55	1
Asian:	0	0	0	0	0	0	5	0
American Indian/Alaskan Native:	0	0	0	0	0	0	8	4
Native Hawaiian/Other Pacific Islander:	0	0	0	0	0	0	6	1
American Indian/Alaskan Native & White:	0	0	0	0	0	0	3	2
Asian White:	0	0	0	0	0	0	1	0
Black/African American & White:	0	0	0	0	0	0	3	0
American Indian/Alaskan Native & Black/African American:	0	0	0	0	0	0	3	0
Other multi-racial:	0	0	0	0	0	0	3	1
Asian/Pacific Islander:	0	0	0	0	0	0	0	0
Hispanic:	0	0	0	0	0	0	0	0



U.S. Department of Housing and Urban Development
 Office of Community Planning and Development
 Integrated Disbursement and Information System
 CDBG Activity Summary Report (GPR) for Program Year 2021
 SAN DIEGO

Date: 24-Sep-2022
 Time: 15:19
 Page: 299

Total:	0	0	0	0	0	0	232	49
Female-headed Households:	0		0		0			

Income Category:

	Owner	Renter	Total	Person
Extremely Low	0	0	0	232
Low Mod	0	0	0	0
Moderate	0	0	0	0
Non Low Moderate	0	0	0	0
Total	0	0	0	232
Percent Low/Mod				100.0%

Annual Accomplishments

Years	Accomplishment Narrative	# Benefitting
2021	For Fiscal year 2022 year end report, 232 clients were assisted. Closeout information will be reported in Fiscal Year 2023 CAPER.	



U.S. Department of Housing and Urban Development
 Office of Community Planning and Development
 Integrated Disbursement and Information System
 CDBG Activity Summary Report (GPR) for Program Year 2021
 SAN DIEGO

Date: 24-Sep-2022
 Time: 15:19
 Page: 300

PGM Year: 2021
Project: 0008 - Homelessness
IDIS Activity: 7621 - SD HSG COMM-FAMILY SHELTER-22
Status: Open
Location: 1788 Palm Ave Suite 300 San Diego, CA 92154-1149
Objective: Create suitable living environments
Outcome: Availability/accessibility
Matrix Code: Operating Costs of Homeless/AIDS Patients Programs (03T) **National Objective:** LMC

Activity to prevent, prepare for, and respond to Coronavirus: No

Initial Funding Date: 03/10/2022

Description:
 (Formerly Cortez Hill) Provide short term shelter and supportive services to families experiencing homelessness, fiscal year 2022

Financing

	Fund Type	Grant Year	Grant	Funded Amount	Drawn In Program Year	Drawn Thru Program Year
CDBG	EN	2019	B19MC060542	\$205,902.00	\$81,162.96	\$81,162.96
Total	Total			\$205,902.00	\$81,162.96	\$81,162.96

Proposed Accomplishments

People (General) : 135

Actual Accomplishments

Number assisted:

	Owner		Renter		Total		Person	
	Total	Hispanic	Total	Hispanic	Total	Hispanic	Total	Hispanic
White:	0	0	0	0	0	0	64	51
Black/African American:	0	0	0	0	0	0	46	8
Asian:	0	0	0	0	0	0	0	0
American Indian/Alaskan Native:	0	0	0	0	0	0	2	0
Native Hawaiian/Other Pacific Islander:	0	0	0	0	0	0	0	0
American Indian/Alaskan Native & White:	0	0	0	0	0	0	1	1
Asian White:	0	0	0	0	0	0	0	0
Black/African American & White:	0	0	0	0	0	0	5	1
American Indian/Alaskan Native & Black/African American:	0	0	0	0	0	0	3	0
Other multi-racial:	0	0	0	0	0	0	7	1
Asian/Pacific Islander:	0	0	0	0	0	0	0	0
Hispanic:	0	0	0	0	0	0	0	0
Total:	0	0	0	0	0	0	128	62



U.S. Department of Housing and Urban Development
 Office of Community Planning and Development
 Integrated Disbursement and Information System
 CDBG Activity Summary Report (GPR) for Program Year 2021
 SAN DIEGO

Date: 24-Sep-2022
 Time: 15:19
 Page: 301

Female-headed Households: 0 0 0

Income Category:

	Owner	Renter	Total	Person
Extremely Low	0	0	0	119
Low Mod	0	0	0	9
Moderate	0	0	0	0
Non Low Moderate	0	0	0	0
Total	0	0	0	128
Percent Low/Mod				100.0%

Annual Accomplishments

Years	Accomplishment Narrative	# Benefitting
2021	During the time of the COVID 19 pandemic, the Family Shelter offered families case management onsite and over the phone as well as referring the families to resources that are open and available for them. Assistance was provided with educational resources, toys and books and housing navigators in their search for housing. The relationship built with School on Wheels ensures that every family onsite that needs help with schooling and tutoring has a free and convenient way to receive that help. Family Health Center was onsite weekly to assist clients with medical and other case management needs. Twenty-one (21) families exited to permanent housing and four exits to longer term housing. Zero families exited to a place not meant for human habitation. The total number of families served wasn't able to grow because the Family Shelter location was on a path to closing. During this program year, the focus was on housing the families onsite or finding them a solution until they're able to obtain housing.	



U.S. Department of Housing and Urban Development
 Office of Community Planning and Development
 Integrated Disbursement and Information System
 CDBG Activity Summary Report (GPR) for Program Year 2021
 SAN DIEGO

Date: 24-Sep-2022
 Time: 15:19
 Page: 302

PGM Year: 2021
Project: 0008 - Homelessness
IDIS Activity: 7622 - SD HSG COMM-INTERIM-22

Status: Open
Location: 1501 Imperial Ave San Diego, CA 92101-7638
Objective: Create suitable living environments
Outcome: Availability/accessibility
Matrix Code: Operating Costs of Homeless/AIDS Patients Programs (03T) **National Objective:** LMC

Activity to prevent, prepare for, and respond to Coronavirus: No

Initial Funding Date: 03/10/2022

Description:
 Provides interim housing and supportive services designed to help facilitate stabilization and exits to longer term or permanent housing for homeless single adults; fiscal year 2022

Financing

	Fund Type	Grant Year	Grant	Funded Amount	Drawn In Program Year	Drawn Thru Program Year
CDBG	EN	2019	B19MC060542	\$176,963.05	\$120,092.40	\$120,092.40
	PI			\$90,387.95	\$90,387.95	\$90,387.95
Total	Total			\$267,351.00	\$210,480.35	\$210,480.35

Proposed Accomplishments

People (General) : 1,390

Actual Accomplishments

Number assisted:

	Owner		Renter		Total		Person	
	Total	Hispanic	Total	Hispanic	Total	Hispanic	Total	Hispanic
White:	0	0	0	0	0	0	651	249
Black/African American:	0	0	0	0	0	0	258	8
Asian:	0	0	0	0	0	0	16	0
American Indian/Alaskan Native:	0	0	0	0	0	0	26	13
Native Hawaiian/Other Pacific Islander:	0	0	0	0	0	0	15	2
American Indian/Alaskan Native & White:	0	0	0	0	0	0	9	3
Asian White:	0	0	0	0	0	0	2	0
Black/African American & White:	0	0	0	0	0	0	6	2
American Indian/Alaskan Native & Black/African American:	0	0	0	0	0	0	2	1
Other multi-racial:	0	0	0	0	0	0	11	4
Asian/Pacific Islander:	0	0	0	0	0	0	0	0
Hispanic:	0	0	0	0	0	0	0	0



U.S. Department of Housing and Urban Development
 Office of Community Planning and Development
 Integrated Disbursement and Information System
 CDBG Activity Summary Report (GPR) for Program Year 2021
 SAN DIEGO

Date: 24-Sep-2022
 Time: 15:19
 Page: 303

Total:	0	0	0	0	0	0	996	282	
Female-headed Households:	0		0		0				
<i>Income Category:</i>									
	Owner	Renter	Total						Person
Extremely Low	0	0	0						987
Low Mod	0	0	0						8
Moderate	0	0	0						1
Non Low Moderate	0	0	0						0
Total	0	0	0						996
Percent Low/Mod									100.0%

Annual Accomplishments

Years	Accomplishment Narrative	# Benefitting
2021	The City of San Diego Interim Housing Program for the Homeless Adults provides interim housing and supportive services to homeless single adults designed to help facilitate stabilization and exits to longer term or permanent housing using the Housing First model	



U.S. Department of Housing and Urban Development
 Office of Community Planning and Development
 Integrated Disbursement and Information System
 CDBG Activity Summary Report (GPR) for Program Year 2021
 SAN DIEGO

Date: 24-Sep-2022
 Time: 15:19
 Page: 304

PGM Year: 2020
Project: 0001 - Workforce Development
IDIS Activity: 7631 - SDWP-C2C MENTORSHIP-21
Status: Open
Location: 9426 Lightwave Ave Suite 210 San Diego, CA 92123
Objective: Create suitable living environments
Outcome: Availability/accessibility
Matrix Code: Employment Training (05H) **National Objective:** LMC

Activity to prevent, prepare for, and respond to Coronavirus: No

Initial Funding Date: 08/24/2021

Description:
 Hire A Youth Program for Fiscal Year 2022 operations

Financing

	Fund Type	Grant Year	Grant	Funded Amount	Drawn In Program Year	Drawn Thru Program Year
CDBG	EN	2018	B18MC060542	\$500,000.00	\$0.00	\$0.00
Total	Total			\$500,000.00	\$0.00	\$0.00

Proposed Accomplishments

People (General) : 1

Actual Accomplishments

Number assisted:

	Owner		Renter		Total		Person	
	Total	Hispanic	Total	Hispanic	Total	Hispanic	Total	Hispanic
White:	0	0	0	0	0	0	41	39
Black/African American:	0	0	0	0	0	0	56	5
Asian:	0	0	0	0	0	0	5	1
American Indian/Alaskan Native:	0	0	0	0	0	0	0	0
Native Hawaiian/Other Pacific Islander:	0	0	0	0	0	0	4	0
American Indian/Alaskan Native & White:	0	0	0	0	0	0	10	10
Asian White:	0	0	0	0	0	0	0	0
Black/African American & White:	0	0	0	0	0	0	1	1
American Indian/Alaskan Native & Black/African American:	0	0	0	0	0	0	1	0
Other multi-racial:	0	0	0	0	0	0	2	1
Asian/Pacific Islander:	0	0	0	0	0	0	0	0
Hispanic:	0	0	0	0	0	0	0	0
Total:	0	0	0	0	0	0	120	57



U.S. Department of Housing and Urban Development
 Office of Community Planning and Development
 Integrated Disbursement and Information System
 CDBG Activity Summary Report (GPR) for Program Year 2021
 SAN DIEGO

Date: 24-Sep-2022
 Time: 15:19
 Page: 305

Female-headed Households: 0 0 0

Income Category:

	Owner	Renter	Total	Person
Extremely Low	0	0	0	101
Low Mod	0	0	0	16
Moderate	0	0	0	3
Non Low Moderate	0	0	0	0
Total	0	0	0	120
Percent Low/Mod				100.0%

Annual Accomplishments

Years	Accomplishment Narrative	# Benefitting
2021	For the first 6 months of contract period, 120 clients have been assisted.	



U.S. Department of Housing and Urban Development
 Office of Community Planning and Development
 Integrated Disbursement and Information System
 CDBG Activity Summary Report (GPR) for Program Year 2021
 SAN DIEGO

Date: 24-Sep-2022
 Time: 15:19
 Page: 306

PGM Year: 2019
Project: 0033 - CDBG-CV Related activities
IDIS Activity: 7635 - Unobligated CDBG-CV20

Status: Open Objective:
 Location: , Outcome:
 Matrix Code: Planning (20) National Objective:

Activity to prevent, prepare for, and respond to Coronavirus: Yes

Initial Funding Date: 11/23/2021

Description:
 Balance of unfunded program.

Financing

	Fund Type	Grant Year	Grant	Funded Amount	Drawn In Program Year	Drawn Thru Program Year
CDBG	EN	2020	B20MW060542	\$3,014.00	\$0.00	\$0.00
Total	Total			\$3,014.00	\$0.00	\$0.00

Proposed Accomplishments

Actual Accomplishments

Number assisted:

	Owner		Renter		Total		Person	
	Total	Hispanic	Total	Hispanic	Total	Hispanic	Total	Hispanic
White:					0	0		
Black/African American:					0	0		
Asian:					0	0		
American Indian/Alaskan Native:					0	0		
Native Hawaiian/Other Pacific Islander:					0	0		
American Indian/Alaskan Native & White:					0	0		
Asian White:					0	0		
Black/African American & White:					0	0		
American Indian/Alaskan Native & Black/African American:					0	0		
Other multi-racial:					0	0		
Asian/Pacific Islander:					0	0		
Hispanic:					0	0		
Total:	0	0	0	0	0	0	0	0

Female-headed Households:

0



U.S. Department of Housing and Urban Development
Office of Community Planning and Development
Integrated Disbursement and Information System
CDBG Activity Summary Report (GPR) for Program Year 2021
SAN DIEGO

Date: 24-Sep-2022

Time: 15:19

Page: 307

Income Category:

	Owner	Renter	Total	Person
Extremely Low			0	
Low Mod			0	
Moderate			0	
Non Low Moderate			0	
Total	0	0	0	0
Percent Low/Mod				

Annual Accomplishments

No data returned for this view. This might be because the applied filter excludes all data.



U.S. Department of Housing and Urban Development
 Office of Community Planning and Development
 Integrated Disbursement and Information System
 CDBG Activity Summary Report (GPR) for Program Year 2021
 SAN DIEGO

Date: 24-Sep-2022
 Time: 15:19
 Page: 308

PGM Year: 2020
Project: 0014 - CDBG-CV Related
IDIS Activity: 7649 - SWCC-BUSINESS FINANCIAL FITNESS-CV20

Status: Open
Location: 880 National City Blvd National City, CA 91950-3263
Objective: Create suitable living environments
Outcome: Availability/accessibility
Matrix Code: Other Public Services Not Listed in 05A-05Y, 03T (05Z) **National Objective:** LMC

Activity to prevent, prepare for, and respond to Coronavirus: Yes

Initial Funding Date: 07/25/2022

Description:
 The Business Financial Fitness project will provide access to business training workshops to LMI individuals who reside in the City of San Diego and have been negatively impacted by COVID-19.

Financing

	Fund Type	Grant Year	Grant	Funded Amount	Drawn In Program Year	Drawn Thru Program Year
CDBG	EN	2017	B17MC060542	\$190,817.29	\$0.00	\$0.00
	PI			\$8,275.71	\$8,275.71	\$8,275.71
Total	Total			\$199,093.00	\$8,275.71	\$8,275.71

Proposed Accomplishments

People (General) : 60

Actual Accomplishments

Number assisted:

	Owner		Renter		Total		Person	
	Total	Hispanic	Total	Hispanic	Total	Hispanic	Total	Hispanic
White:	0	0	0	0	0	0	0	0
Black/African American:	0	0	0	0	0	0	0	0
Asian:	0	0	0	0	0	0	0	0
American Indian/Alaskan Native:	0	0	0	0	0	0	0	0
Native Hawaiian/Other Pacific Islander:	0	0	0	0	0	0	0	0
American Indian/Alaskan Native & White:	0	0	0	0	0	0	0	0
Asian White:	0	0	0	0	0	0	0	0
Black/African American & White:	0	0	0	0	0	0	0	0
American Indian/Alaskan Native & Black/African American:	0	0	0	0	0	0	0	0
Other multi-racial:	0	0	0	0	0	0	0	0
Asian/Pacific Islander:	0	0	0	0	0	0	0	0



U.S. Department of Housing and Urban Development
 Office of Community Planning and Development
 Integrated Disbursement and Information System
 CDBG Activity Summary Report (GPR) for Program Year 2021
 SAN DIEGO

Date: 24-Sep-2022
 Time: 15:19
 Page: 309

Hispanic:	0	0	0	0	0	0	0	0	0
Total:	0	0	0	0	0	0	0	0	0

Female-headed Households: 0 0 0 0

Income Category:

	Owner	Renter	Total	Person
Extremely Low	0	0	0	0
Low Mod	0	0	0	0
Moderate	0	0	0	0
Non Low Moderate	0	0	0	0
Total	0	0	0	0

Percent Low/Mod

Annual Accomplishments

No data returned for this view. This might be because the applied filter excludes all data.



U.S. Department of Housing and Urban Development
 Office of Community Planning and Development
 Integrated Disbursement and Information System
 CDBG Activity Summary Report (GPR) for Program Year 2021
 SAN DIEGO

Date: 24-Sep-2022
 Time: 15:19
 Page: 310

PGM Year: 2020
Project: 0014 - CDBG-CV Related
IDIS Activity: 7650 - IRC-DIGITAL INCLUSION PROJECT-CV20
Status: Open
Location: 5348 University Ave Ste 205 San Diego, CA 92105-8025
Objective: Create suitable living environments
Outcome: Availability/accessibility
Matrix Code: Employment Training (05H) **National Objective:** LMC

Activity to prevent, prepare for, and respond to Coronavirus: Yes

Initial Funding Date: 05/17/2022

Description:

The Digital Inclusion Project will provide computers and in-language digital literacy coaching and training to LMI individuals who reside in the City of San Diego and have been negatively impacted by COVID-19. Participants will gain access to the necessary digital skills, technology, and resources to effectively navigate the digital world and fully participate in the opportunities to help them and their children achieve economic mobility.

Financing

	Fund Type	Grant Year	Grant	Funded Amount	Drawn In Program Year	Drawn Thru Program Year
CDBG	EN	2021	B21MC060542	\$134,954.15	\$6,937.36	\$6,937.36
	PI			\$23,463.85	\$23,463.85	\$23,463.85
Total	Total			\$158,418.00	\$30,401.21	\$30,401.21

Proposed Accomplishments

People (General) : 150

Actual Accomplishments

Number assisted:

	Owner		Renter		Total		Person	
	Total	Hispanic	Total	Hispanic	Total	Hispanic	Total	Hispanic
White:	0	0	0	0	0	0	0	0
Black/African American:	0	0	0	0	0	0	0	0
Asian:	0	0	0	0	0	0	0	0
American Indian/Alaskan Native:	0	0	0	0	0	0	0	0
Native Hawaiian/Other Pacific Islander:	0	0	0	0	0	0	0	0
American Indian/Alaskan Native & White:	0	0	0	0	0	0	0	0
Asian White:	0	0	0	0	0	0	0	0
Black/African American & White:	0	0	0	0	0	0	0	0
American Indian/Alaskan Native & Black/African American:	0	0	0	0	0	0	0	0
Other multi-racial:	0	0	0	0	0	0	0	0



U.S. Department of Housing and Urban Development
 Office of Community Planning and Development
 Integrated Disbursement and Information System
 CDBG Activity Summary Report (GPR) for Program Year 2021
 SAN DIEGO

Date: 24-Sep-2022
 Time: 15:19
 Page: 311

Asian/Pacific Islander:	0	0	0	0	0	0	0	0
Hispanic:	0	0	0	0	0	0	0	0
Total:	0	0	0	0	0	0	0	0

Female-headed Households: 0 0 0 0

Income Category:

	Owner	Renter	Total	Person
Extremely Low	0	0	0	0
Low Mod	0	0	0	0
Moderate	0	0	0	0
Non Low Moderate	0	0	0	0
Total	0	0	0	0

Percent Low/Mod

Annual Accomplishments

No data returned for this view. This might be because the applied filter excludes all data.



U.S. Department of Housing and Urban Development
 Office of Community Planning and Development
 Integrated Disbursement and Information System
 CDBG Activity Summary Report (GPR) for Program Year 2021
 SAN DIEGO

Date: 24-Sep-2022
 Time: 15:19
 Page: 312

PGM Year: 2021
Project: 0004 - Economic Development
IDIS Activity: 7653 - CHCDC-MICRO ENTERPRISE SUCCESS-22
Status: Open
Location: 4001 El Cajon Blvd San Diego, CA 92105-1110
Objective: Create economic opportunities
Outcome: Availability/accessibility
Matrix Code: Micro-Enterprise Assistance (18C) **National Objective:** LMCMC

Activity to prevent, prepare for, and respond to Coronavirus: No

Initial Funding Date: 07/07/2022

Description:
 The City Heights Community Development Corporation Micro-Enterprise Success Project is an initiative to assist low- to moderate-income residents create new, and expand existing, micro-enterprises in the City of San Diego.

Financing

	Fund Type	Grant Year	Grant	Funded Amount	Drawn In Program Year	Drawn Thru Program Year
CDBG	PI			\$302,270.45	\$4,338.88	\$4,338.88
Total	Total			\$302,270.45	\$4,338.88	\$4,338.88

Proposed Accomplishments

Businesses : 60

Actual Accomplishments

Number assisted:

	Owner		Renter		Total		Person	
	Total	Hispanic	Total	Hispanic	Total	Hispanic	Total	Hispanic
White:	0	0	0	0	0	0		0
Black/African American:	0	0	0	0	0	0	0	0
Asian:	0	0	0	0	0	0	0	0
American Indian/Alaskan Native:	0	0	0	0	0	0	0	0
Native Hawaiian/Other Pacific Islander:	0	0	0	0	0	0	0	0
American Indian/Alaskan Native & White:	0	0	0	0	0	0	0	0
Asian White:	0	0	0	0	0	0	0	0
Black/African American & White:	0	0	0	0	0	0	0	0
American Indian/Alaskan Native & Black/African American:	0	0	0	0	0	0	0	0
Other multi-racial:	0	0	0	0	0	0	0	0
Asian/Pacific Islander:	0	0	0	0	0	0	0	0
Hispanic:	0	0	0	0	0	0	0	0



U.S. Department of Housing and Urban Development
 Office of Community Planning and Development
 Integrated Disbursement and Information System
 CDBG Activity Summary Report (GPR) for Program Year 2021
 SAN DIEGO

Date: 24-Sep-2022
 Time: 15:19
 Page: 313

Total:	0	0	0	0	0	0	0	0
Female-headed Households:	0		0		0			

Income Category:

	Owner	Renter	Total	Person
Extremely Low	0	0	0	0
Low Mod	0	0	0	0
Moderate	0	0	0	0
Non Low Moderate	0	0	0	0
Total	0	0	0	0
Percent Low/Mod				

Annual Accomplishments

No data returned for this view. This might be because the applied filter excludes all data.



U.S. Department of Housing and Urban Development
 Office of Community Planning and Development
 Integrated Disbursement and Information System
 CDBG Activity Summary Report (GPR) for Program Year 2021
 SAN DIEGO

Date: 24-Sep-2022
 Time: 15:19
 Page: 314

PGM Year: 2021
Project: 0004 - Economic Development
IDIS Activity: 7654 - SWCC-BUSINESS BASICS AND ENTREPRENEURSHIP-22
Status: Open **Objective:** Create economic opportunities
Location: 880 National City Blvd National City, CA 91950-3263 **Outcome:** Availability/accessibility
Matrix Code: Micro-Enterprise Assistance (18C) **National Objective:** LMCMC

Activity to prevent, prepare for, and respond to Coronavirus: No

Initial Funding Date: 07/21/2022

Description:

The program will be a focus will be a combination of intensive trainings and one-on-one business counseling. In addition, the program will provide a multi-week program in Spanish to assist with the set-up and licensing of in-home daycare businesses.

Financing

	Fund Type	Grant Year	Grant	Funded Amount	Drawn In Program Year	Drawn Thru Program Year
CDBG	EN	2018	B18MC060542	\$205,453.76	\$0.00	\$0.00
		2019	B19MC060542	\$107,388.73	\$0.00	\$0.00
	PI			\$24,301.51	\$24,301.51	\$24,301.51
Total	Total			\$337,144.00	\$24,301.51	\$24,301.51

Proposed Accomplishments

Businesses : 30

Actual Accomplishments

Number assisted:

	Owner		Renter		Total		Person	
	Total	Hispanic	Total	Hispanic	Total	Hispanic	Total	Hispanic
White:	0	0	0	0	0	0		0
Black/African American:	0	0	0	0	0	0	0	0
Asian:	0	0	0	0	0	0	0	0
American Indian/Alaskan Native:	0	0	0	0	0	0	0	0
Native Hawaiian/Other Pacific Islander:	0	0	0	0	0	0	0	0
American Indian/Alaskan Native & White:	0	0	0	0	0	0	0	0
Asian White:	0	0	0	0	0	0	0	0
Black/African American & White:	0	0	0	0	0	0	0	0
American Indian/Alaskan Native & Black/African American:	0	0	0	0	0	0	0	0
Other multi-racial:	0	0	0	0	0	0	0	0
Asian/Pacific Islander:	0	0	0	0	0	0	0	0



U.S. Department of Housing and Urban Development
 Office of Community Planning and Development
 Integrated Disbursement and Information System
 CDBG Activity Summary Report (GPR) for Program Year 2021
 SAN DIEGO

Date: 24-Sep-2022
 Time: 15:19
 Page: 315

Hispanic:	0	0	0	0	0	0	0	0
Total:	0	0	0	0	0	0	0	0

Female-headed Households: 0 0 0

Income Category:

	Owner	Renter	Total	Person
Extremely Low	0	0	0	0
Low Mod	0	0	0	0
Moderate	0	0	0	0
Non Low Moderate	0	0	0	0
Total	0	0	0	0

Percent Low/Mod

Annual Accomplishments

No data returned for this view. This might be because the applied filter excludes all data.



U.S. Department of Housing and Urban Development
 Office of Community Planning and Development
 Integrated Disbursement and Information System
 CDBG Activity Summary Report (GPR) for Program Year 2021
 SAN DIEGO

Date: 24-Sep-2022
 Time: 15:19
 Page: 316

PGM Year: 2021
Project: 0004 - Economic Development
IDIS Activity: 7655 - IRC-PROJECT LEAP-22
Status: Open
Location: 5348 University Ave San Diego, CA 92105-8025
Objective: Create economic opportunities
Outcome: Availability/accessibility
Matrix Code: Micro-Enterprise Assistance (18C) **National Objective:** LMCMC

Activity to prevent, prepare for, and respond to Coronavirus: No

Initial Funding Date: 07/07/2022

Description:
 The FY2022 LEAP Project will continue to support LMI residents of San Diego in starting and strengthening microenterprises through workshop trainings and technical assistance offerings.

Financing

	Fund Type	Grant Year	Grant	Funded Amount	Drawn In Program Year	Drawn Thru Program Year
CDBG	PI			\$229,465.00	\$33,670.50	\$33,670.50
Total	Total			\$229,465.00	\$33,670.50	\$33,670.50

Proposed Accomplishments

Businesses : 70

Actual Accomplishments

Number assisted:

	Owner		Renter		Total		Person	
	Total	Hispanic	Total	Hispanic	Total	Hispanic	Total	Hispanic
White:	0	0	0	0	0	0		0
Black/African American:	0	0	0	0	0	0	0	0
Asian:	0	0	0	0	0	0	0	0
American Indian/Alaskan Native:	0	0	0	0	0	0	0	0
Native Hawaiian/Other Pacific Islander:	0	0	0	0	0	0	0	0
American Indian/Alaskan Native & White:	0	0	0	0	0	0	0	0
Asian White:	0	0	0	0	0	0	0	0
Black/African American & White:	0	0	0	0	0	0	0	0
American Indian/Alaskan Native & Black/African American:	0	0	0	0	0	0	0	0
Other multi-racial:	0	0	0	0	0	0	0	0
Asian/Pacific Islander:	0	0	0	0	0	0	0	0
Hispanic:	0	0	0	0	0	0	0	0



U.S. Department of Housing and Urban Development
 Office of Community Planning and Development
 Integrated Disbursement and Information System
 CDBG Activity Summary Report (GPR) for Program Year 2021
 SAN DIEGO

Date: 24-Sep-2022
 Time: 15:19
 Page: 317

Total: 0 0 0 0 0 0 0 0

Female-headed Households: 0 0 0 0

Income Category:

	Owner	Renter	Total	Person
Extremely Low	0	0	0	0
Low Mod	0	0	0	0
Moderate	0	0	0	0
Non Low Moderate	0	0	0	0
Total	0	0	0	0
Percent Low/Mod				

Annual Accomplishments

No data returned for this view. This might be because the applied filter excludes all data.



U.S. Department of Housing and Urban Development
 Office of Community Planning and Development
 Integrated Disbursement and Information System
 CDBG Activity Summary Report (GPR) for Program Year 2021
 SAN DIEGO

Date: 24-Sep-2022
 Time: 15:19
 Page: 318

PGM Year: 2021
Project: 0004 - Economic Development
IDIS Activity: 7656 - AAA-LMI ENTREPRENUR ASSISTANCE-22
Status: Open
Location: 5952 El Cajon Blvd San Diego, CA 92115-3828
Objective: Create economic opportunities
Outcome: Availability/accessibility
Matrix Code: Micro-Enterprise Assistance (18C) **National Objective:** LMCMC

Activity to prevent, prepare for, and respond to Coronavirus: No

Initial Funding Date: 07/07/2022

Description:

The Alliance for African Assistance is proposing to continue implementing its LowMedium Income Entrepreneur Assistance Program (LEAP).

Financing

	Fund Type	Grant Year	Grant	Funded Amount	Drawn In Program Year	Drawn Thru Program Year
CDBG	PI			\$189,942.08	\$23,614.88	\$23,614.88
Total	Total			\$189,942.08	\$23,614.88	\$23,614.88

Proposed Accomplishments

Businesses : 45

Actual Accomplishments

Number assisted:

	Owner		Renter		Total		Person	
	Total	Hispanic	Total	Hispanic	Total	Hispanic	Total	Hispanic
White:	0	0	0	0	0	0		0
Black/African American:	0	0	0	0	0	0	0	0
Asian:	0	0	0	0	0	0	0	0
American Indian/Alaskan Native:	0	0	0	0	0	0	0	0
Native Hawaiian/Other Pacific Islander:	0	0	0	0	0	0	0	0
American Indian/Alaskan Native & White:	0	0	0	0	0	0	0	0
Asian White:	0	0	0	0	0	0	0	0
Black/African American & White:	0	0	0	0	0	0	0	0
American Indian/Alaskan Native & Black/African American:	0	0	0	0	0	0	0	0
Other multi-racial:	0	0	0	0	0	0	0	0
Asian/Pacific Islander:	0	0	0	0	0	0	0	0
Hispanic:	0	0	0	0	0	0	0	0
Total:	0	0	0	0	0	0	0	0



U.S. Department of Housing and Urban Development
Office of Community Planning and Development
Integrated Disbursement and Information System
CDBG Activity Summary Report (GPR) for Program Year 2021
SAN DIEGO

Date: 24-Sep-2022

Time: 15:19

Page: 319

Female-headed Households:

0 0 0

Income Category:

	Owner	Renter	Total	Person
Extremely Low	0	0	0	0
Low Mod	0	0	0	0
Moderate	0	0	0	0
Non Low Moderate	0	0	0	0
Total	0	0	0	0

Percent Low/Mod

Annual Accomplishments

No data returned for this view. This might be because the applied filter excludes all data.



U.S. Department of Housing and Urban Development
 Office of Community Planning and Development
 Integrated Disbursement and Information System
 CDBG Activity Summary Report (GPR) for Program Year 2021
 SAN DIEGO

Date: 24-Sep-2022
 Time: 15:19
 Page: 320

PGM Year: 2022
Project: 0001 - CDBG Administration
IDIS Activity: 7698 - HUD ADMINISTRATION-23

Status: Open Objective:
 Location: , Outcome:
 Matrix Code: General Program Administration (21A) National Objective:

Activity to prevent, prepare for, and respond to Coronavirus: No

Initial Funding Date: 08/23/2022

Description:
 Admin costs for fy 23

Financing

	Fund Type	Grant Year	Grant	Funded Amount	Drawn In Program Year	Drawn Thru Program Year
CDBG	PI			\$1,202.40	\$1,202.40	\$1,202.40
Total	Total			\$1,202.40	\$1,202.40	\$1,202.40

Proposed Accomplishments

Actual Accomplishments

Number assisted:

	Owner		Renter		Total		Person	
	Total	Hispanic	Total	Hispanic	Total	Hispanic	Total	Hispanic
White:					0	0		
Black/African American:					0	0		
Asian:					0	0		
American Indian/Alaskan Native:					0	0		
Native Hawaiian/Other Pacific Islander:					0	0		
American Indian/Alaskan Native & White:					0	0		
Asian White:					0	0		
Black/African American & White:					0	0		
American Indian/Alaskan Native & Black/African American:					0	0		
Other multi-racial:					0	0		
Asian/Pacific Islander:					0	0		
Hispanic:					0	0		
Total:	0	0	0	0	0	0	0	0
Female-headed Households:					0			



U.S. Department of Housing and Urban Development
Office of Community Planning and Development
Integrated Disbursement and Information System
CDBG Activity Summary Report (GPR) for Program Year 2021
SAN DIEGO

Date: 24-Sep-2022

Time: 15:19

Page: 321

Income Category:

	Owner	Renter	Total	Person
Extremely Low			0	
Low Mod			0	
Moderate			0	
Non Low Moderate			0	
Total	0	0	0	0
Percent Low/Mod				

Annual Accomplishments

No data returned for this view. This might be because the applied filter excludes all data.



U.S. Department of Housing and Urban Development
Office of Community Planning and Development
Integrated Disbursement and Information System
CDBG Activity Summary Report (GPR) for Program Year 2021
SAN DIEGO

Date: 24-Sep-2022

Time: 15:19

Page: 322

Total Funded Amount:	\$171,112,029.83
Total Drawn Thru Program Year:	\$127,618,673.59
Total Drawn In Program Year:	\$9,518,182.72



U.S. Department of Housing and Urban Development
 Office of Community Planning and Development
 Integrated Disbursement and Information System
 CDBG Summary of Accomplishments
 Program Year: 2021

DATE: 09-24-22
 TIME: 15:21
 PAGE: 1

SAN DIEGO

Count of CDBG Activities with Disbursements by Activity Group & Matrix Code

Activity Group	Activity Category	Open Count	Open Activities Disbursed	Completed Count	Completed Activities Disbursed	Program Year Count	Total Activities Disbursed
Acquisition	Acquisition of Real Property (01)	0	\$0.00	2	\$0.00	2	\$0.00
	Total Acquisition	0	\$0.00	2	\$0.00	2	\$0.00
Economic Development	ED Direct Financial Assistance to For-Profits (18A)	4	\$0.00	1	\$0.00	5	\$0.00
	ED Technical Assistance (18B)	4	\$0.00	0	\$0.00	4	\$0.00
	Micro-Enterprise Assistance (18C)	17	\$1,094,387.23	7	\$130,082.20	24	\$1,224,469.43
	Total Economic Development	25	\$1,094,387.23	8	\$130,082.20	33	\$1,224,469.43
Housing	Rehab; Single-Unit Residential (14A)	1	\$157,424.46	1	\$0.00	2	\$157,424.46
	Rehab; Multi-Unit Residential (14B)	2	\$12,984.98	3	\$0.00	5	\$12,984.98
	Total Housing	3	\$170,409.44	4	\$0.00	7	\$170,409.44
Public Facilities and Improvements	Senior Centers (03A)	1	\$250,405.62	1	\$0.00	2	\$250,405.62
	Homeless Facilities (not operating costs) (03C)	5	\$438,122.66	2	\$15.69	7	\$438,138.35
	Youth Centers (03D)	1	\$0.00	1	\$0.00	2	\$0.00
	Neighborhood Facilities (03E)	5	\$185,361.40	1	\$0.00	6	\$185,361.40
	Parks, Recreational Facilities (03F)	5	\$777,194.62	1	\$15,587.79	6	\$792,782.41
	Street Improvements (03K)	1	\$0.00	0	\$0.00	1	\$0.00
	Sidewalks (03L)	5	\$0.00	2	\$0.00	7	\$0.00
	Health Facilities (03P)	2	\$187,465.89	5	\$156,842.89	7	\$344,308.78
	Total Public Facilities and Improvements	25	\$1,838,550.19	13	\$172,446.37	38	\$2,010,996.56
Public Services	Operating Costs of Homeless/AIDS Patients Programs (03T)	7	\$1,225,877.33	6	\$0.00	13	\$1,225,877.33
	Senior Services (05A)	2	\$153,421.99	0	\$0.00	2	\$153,421.99
	Youth Services (05D)	4	\$157,090.82	3	\$0.00	7	\$157,090.82
	Substance Abuse Services (05F)	1	\$12,596.18	1	\$34,473.29	2	\$47,069.47
	Employment Training (05H)	10	\$217,852.98	3	\$33,411.82	13	\$251,264.80
	Health Services (05M)	1	\$90,998.60	2	\$4,123.17	3	\$95,121.77
	Mental Health Services (05O)	1	\$10,850.83	1	\$3,948.52	2	\$14,799.35
	Subsistence Payment (05Q)	1	\$0.00	2	\$0.00	3	\$0.00
	Food Banks (05W)	5	\$231,803.69	0	\$0.00	5	\$231,803.69
	Other Public Services Not Listed in 05A-05Y, 03T (05Z)	17	\$879,456.10	2	\$0.00	19	\$879,456.10



U.S. Department of Housing and Urban Development
 Office of Community Planning and Development
 Integrated Disbursement and Information System
 CDBG Summary of Accomplishments
 Program Year: 2021

DATE: 09-24-22
 TIME: 15:21
 PAGE: 2

SAN DIEGO

Activity Group	Activity Category	Open Activities		Completed		Program Year Count	Total Activities Disbursed
		Open Count	Disbursed	Count	Disbursed		
Public Services	Total Public Services	49	\$2,979,948.52	20	\$75,956.80	69	\$3,055,905.32
General Administration and Planning	Planning (20)	1	\$0.00	0	\$0.00	1	\$0.00
	General Program Administration (21A)	5	\$2,945,218.77	1	\$0.00	6	\$2,945,218.77
	Fair Housing Activities (subject to 20% Admin Cap) (21D)	1	\$111,183.20	1	\$0.00	2	\$111,183.20
	Total General Administration and Planning	7	\$3,056,401.97	2	\$0.00	9	\$3,056,401.97
Grand Total		109	\$9,139,697.35	49	\$378,485.37	158	\$9,518,182.72



U.S. Department of Housing and Urban Development
 Office of Community Planning and Development
 Integrated Disbursement and Information System
 CDBG Summary of Accomplishments
 Program Year: 2021

DATE: 09-24-22
 TIME: 15:21
 PAGE: 3

SAN DIEGO

CDBG Sum of Actual Accomplishments by Activity Group and Accomplishment Type

Activity Group	Matrix Code	Accomplishment Type	Open Count	Completed Count	Program Year Totals
Acquisition	Acquisition of Real Property (01)	Persons	0	0	0
		Public Facilities	0	0	0
	Total Acquisition		0	0	0
Economic Development	ED Direct Financial Assistance to For-Profits (18A)	Business	0	0	0
		Jobs	20	53	73
	ED Technical Assistance (18B)	Business	0	0	0
		Jobs	0	0	0
	Micro-Enterprise Assistance (18C)	Business	344	397	741
		Jobs	8	0	8
Total Economic Development		372	450	822	
Housing	Rehab; Single-Unit Residential (14A)	Housing Units	45	3	48
	Rehab; Multi-Unit Residential (14B)	Housing Units	0	411	411
	Total Housing		45	414	459
Public Facilities and Improvements	Senior Centers (03A)	Public Facilities	0	25	25
	Homeless Facilities (not operating costs) (03C)	Public Facilities	0	429	429
	Youth Centers (03D)	Public Facilities	0	22	22
	Neighborhood Facilities (03E)	Public Facilities	258,705	7,725	266,430
	Parks, Recreational Facilities (03F)	Public Facilities	0	2,190	2,190
	Street Improvements (03K)	Persons	0	0	0
	Sidewalks (03L)	Public Facilities	102,685	86,280	188,965
	Health Facilities (03P)	Public Facilities	0	3,597	3,597
Total Public Facilities and Improvements		361,390	100,268	461,658	
Public Services	Operating Costs of Homeless/AIDS Patients Programs (03T)	Persons	7,477	9,762	17,239
	Senior Services (05A)	Persons	159	0	159
	Youth Services (05D)	Persons	412	1,220	1,632
	Substance Abuse Services (05F)	Persons	0	1,719	1,719
	Employment Training (05H)	Persons	861	108	969
	Health Services (05M)	Persons	150	732	882
	Mental Health Services (05O)	Persons	0	49	49
	Subsistence Payment (05Q)	Persons	0	1,320	1,320
Food Banks (05W)	Persons	100	0	100	



U.S. Department of Housing and Urban Development
 Office of Community Planning and Development
 Integrated Disbursement and Information System
 CDBG Summary of Accomplishments
 Program Year: 2021

DATE: 09-24-22
 TIME: 15:21
 PAGE: 4

SAN DIEGO

Activity Group	Matrix Code	Accomplishment Type	Open Count	Completed Count	Program Year Totals
Public Services	Other Public Services Not Listed in 05A-05Y, 03T (05Z)	Persons	8,938	367	9,305
	Total Public Services		18,097	15,277	33,374
Grand Total			379,904	116,409	496,313



U.S. Department of Housing and Urban Development
 Office of Community Planning and Development
 Integrated Disbursement and Information System
 CDBG Summary of Accomplishments
 Program Year: 2021

DATE: 09-24-22
 TIME: 15:21
 PAGE: 5

SAN DIEGO

CDBG Beneficiaries by Racial / Ethnic Category

Housing-Non Housing	Race	Total Persons	Total Hispanic		Total Hispanic Households
			Persons	Total Households	
Housing	White	0	0	321	100
	Black/African American	0	0	103	1
	Asian	0	0	7	0
	American Indian/Alaskan Native	0	0	10	3
	Native Hawaiian/Other Pacific Islander	0	0	6	1
	Other multi-racial	0	0	12	2
	Total Housing		0	0	459
Non Housing	White	20,809	7,135	0	0
		426	241	0	0
	Black/African American	7,751	368	0	0
		607	10	0	0
	Asian	1,621	58	0	0
		1,299	0	0	0
	American Indian/Alaskan Native	1,363	317	0	0
		7	2	0	0
	Native Hawaiian/Other Pacific Islander	386	66	0	0
		16	0	0	0
	American Indian/Alaskan Native & White	194	77	0	0
		6	5	0	0
	Asian & White	159	10	0	0
		15	0	0	0
	Black/African American & White	223	46	0	0
		62	2	0	0
	Amer. Indian/Alaskan Native & Black/African Amer.	219	27	0	0
	8	0	0	0	
Other multi-racial	1,737	925	0	0	
	1,361	1,236	0	0	
Total Non Housing		38,269	10,525	0	0
Grand Total	White	20,809	7,135	321	100
		426	241	0	0
	Black/African American	7,751	368	103	1
	607	10	0	0	



U.S. Department of Housing and Urban Development
 Office of Community Planning and Development
 Integrated Disbursement and Information System
 CDBG Summary of Accomplishments
 Program Year: 2021

DATE: 09-24-22
 TIME: 15:21
 PAGE: 6

SAN DIEGO

Housing-Non Housing	Race	Total Hispanic		Total Hispanic Households	
		Total Persons	Persons Total Households		
Grand Total	Asian	1,621	58	7	0
		1,299	0	0	0
	American Indian/Alaskan Native	1,363	317	10	3
		7	2	0	0
	Native Hawaiian/Other Pacific Islander	386	66	6	1
		16	0	0	0
	American Indian/Alaskan Native & White	194	77	0	0
		6	5	0	0
	Asian & White	159	10	0	0
		15	0	0	0
	Black/African American & White	223	46	0	0
		62	2	0	0
	Amer. Indian/Alaskan Native & Black/African Amer.	219	27	0	0
		8	0	0	0
	Other multi-racial	1,737	925	12	2
		1,361	1,236	0	0
	Total Grand Total	38,269	10,525	459	107



SAN DIEGO

CDBG Beneficiaries by Income Category

	Income Levels	Owner Occupied	Renter Occupied	Persons
Housing	Extremely Low (<=30%)	2	0	0
	Low (>30% and <=50%)	1	0	0
	Mod (>50% and <=80%)	0	0	0
	Total Low-Mod	3	0	0
	Non Low-Mod (>80%)	0	0	0
	Total Beneficiaries	3	0	0
Non Housing	Extremely Low (<=30%)	0	0	10,089
		0	0	3,414
	Low (>30% and <=50%)	0	0	472
		0	0	142
	Mod (>50% and <=80%)	0	0	181
		0	0	20
	Total Low-Mod	0	0	10,742
		0	0	3,576
	Non Low-Mod (>80%)	0	0	190
	Total Beneficiaries	0	0	10,932
	0	0	3,587	



U.S. Department of Housing and Urban Development
Office of Community Planning and Development
Integrated Disbursement and Information System
HOME Summary of Accomplishments

DATE: 09-24-22
TIME: 15:23
PAGE: 1

Program Year: 2021
Start Date 01-Jul-2021 - End Date 30-Jun-2022
SAN DIEGO
Home Disbursements and Unit Completions

Activity Type	Disbursed Amount	Units Completed	Units Occupied
Rentals	\$2,000,000.00	20	20
First Time Homebuyers	\$2,000,000.00	22	22
Total, Rentals and TBRA	\$2,000,000.00	20	20
Total, Homebuyers and Homeowners	\$2,000,000.00	22	22
Grand Total	\$4,000,000.00	42	42



Program Year: 2021

Start Date 01-Jul-2021 - End Date 30-Jun-2022

SAN DIEGO

Home Unit Completions by Percent of Area Median Income

Activity Type						Units Completed	
	0% - 30%	31% - 50%	51% - 60%	61% - 80%	Total 0% - 60%	Total 0% - 80%	
Rentals	20	0	0	0	20	20	
First Time Homebuyers	0	1	3	18	4	22	
Total, Rentals and TBRA	20	0	0	0	20	20	
Total, Homebuyers and Homeowners	0	1	3	18	4	22	
Grand Total	20	1	3	18	24	42	

Home Unit Reported As Vacant

Activity Type	Reported as Vacant
Rentals	0
First Time Homebuyers	0
Total, Rentals and TBRA	0
Total, Homebuyers and Homeowners	0
Grand Total	0



Program Year: 2021

Start Date 01-Jul-2021 - End Date 30-Jun-2022

SAN DIEGO

Home Unit Completions by Racial / Ethnic Category

	Rentals		First Time Homebuyers	
	Units Completed	Units Completed - Hispanics	Units Completed	Units Completed - Hispanics
White	15	2	22	17
Black/African American	3	0	0	0
American Indian/Alaskan Native	1	0	0	0
Other multi-racial	1	1	0	0
Total	20	3	22	17

	Total, Rentals and TBRA		Total, Homebuyers and Homeowners		Grand Total	
	Units Completed	Units Completed - Hispanics	Units Completed	Units Completed - Hispanics	Units Completed	Units Completed - Hispanics
White	15	2	22	17	37	19
Black/African American	3	0	0	0	3	0
American Indian/Alaskan Native	1	0	0	0	1	0
Other multi-racial	1	1	0	0	1	1
Total	20	3	22	17	42	20



PART I: SUMMARY OF CDBG RESOURCES

01 UNEXPENDED CDBG FUNDS AT END OF PREVIOUS PROGRAM YEAR	46,064,442.77
02 ENTITLEMENT GRANT	12,478,662.00
03 SURPLUS URBAN RENEWAL	0.00
04 SECTION 108 GUARANTEED LOAN FUNDS	0.00
05 CURRENT YEAR PROGRAM INCOME	15,095,067.39
05a CURRENT YEAR SECTION 108 PROGRAM INCOME (FOR SI TYPE)	0.00
06 FUNDS RETURNED TO THE LINE-OF-CREDIT	0.00
06a FUNDS RETURNED TO THE LOCAL CDBG ACCOUNT	0.00
07 ADJUSTMENT TO COMPUTE TOTAL AVAILABLE	0.00
08 TOTAL AVAILABLE (SUM, LINES 01-07)	73,638,172.16

PART II: SUMMARY OF CDBG EXPENDITURES

09 DISBURSEMENTS OTHER THAN SECTION 108 REPAYMENTS AND PLANNING/ADMINISTRATION	5,537,807.00
10 ADJUSTMENT TO COMPUTE TOTAL AMOUNT SUBJECT TO LOW/MOD BENEFIT	0.00
11 AMOUNT SUBJECT TO LOW/MOD BENEFIT (LINE 09 + LINE 10)	5,537,807.00
12 DISBURSED IN IDIS FOR PLANNING/ADMINISTRATION	2,831,648.69
13 DISBURSED IN IDIS FOR SECTION 108 REPAYMENTS	0.00
14 ADJUSTMENT TO COMPUTE TOTAL EXPENDITURES	0.00
15 TOTAL EXPENDITURES (SUM, LINES 11-14)	8,369,455.69
16 UNEXPENDED BALANCE (LINE 08 - LINE 15)	65,268,716.47

PART III: LOW/MOD BENEFIT THIS REPORTING PERIOD

17 EXPENDED FOR LOW/MOD HOUSING IN SPECIAL AREAS	0.00
18 EXPENDED FOR LOW/MOD MULTI-UNIT HOUSING	0.00
19 DISBURSED FOR OTHER LOW/MOD ACTIVITIES	5,524,822.02
20 ADJUSTMENT TO COMPUTE TOTAL LOW/MOD CREDIT	0.00
21 TOTAL LOW/MOD CREDIT (SUM, LINES 17-20)	5,524,822.02
22 PERCENT LOW/MOD CREDIT (LINE 21/LINE 11)	99.77%

LOW/MOD BENEFIT FOR MULTI-YEAR CERTIFICATIONS

23 PROGRAM YEARS(PY) COVERED IN CERTIFICATION	PY: PY: PY:
24 CUMULATIVE NET EXPENDITURES SUBJECT TO LOW/MOD BENEFIT CALCULATION	0.00
25 CUMULATIVE EXPENDITURES BENEFITING LOW/MOD PERSONS	0.00
26 PERCENT BENEFIT TO LOW/MOD PERSONS (LINE 25/LINE 24)	0.00%

PART IV: PUBLIC SERVICE (PS) CAP CALCULATIONS

27 DISBURSED IN IDIS FOR PUBLIC SERVICES	2,131,931.57
28 PS UNLIQUIDATED OBLIGATIONS AT END OF CURRENT PROGRAM YEAR	2,053,578.11
29 PS UNLIQUIDATED OBLIGATIONS AT END OF PREVIOUS PROGRAM YEAR	3,704,734.90
30 ADJUSTMENT TO COMPUTE TOTAL PS OBLIGATIONS	2,448,521.89
31 TOTAL PS OBLIGATIONS (LINE 27 + LINE 28 - LINE 29 + LINE 30)	2,929,296.67
32 ENTITLEMENT GRANT	12,478,662.00
33 PRIOR YEAR PROGRAM INCOME	15,379,898.37
34 ADJUSTMENT TO COMPUTE TOTAL SUBJECT TO PS CAP	0.00
35 TOTAL SUBJECT TO PS CAP (SUM, LINES 32-34)	27,858,560.37
36 PERCENT FUNDS OBLIGATED FOR PS ACTIVITIES (LINE 31/LINE 35)	10.51%

PART V: PLANNING AND ADMINISTRATION (PA) CAP

37 DISBURSED IN IDIS FOR PLANNING/ADMINISTRATION	2,831,648.69
38 PA UNLIQUIDATED OBLIGATIONS AT END OF CURRENT PROGRAM YEAR	2,365,926.77
39 PA UNLIQUIDATED OBLIGATIONS AT END OF PREVIOUS PROGRAM YEAR	584,156.37
40 ADJUSTMENT TO COMPUTE TOTAL PA OBLIGATIONS	0.00
41 TOTAL PA OBLIGATIONS (LINE 37 + LINE 38 - LINE 39 +LINE 40)	4,613,419.09
42 ENTITLEMENT GRANT	12,478,662.00
43 CURRENT YEAR PROGRAM INCOME	15,095,067.39
44 ADJUSTMENT TO COMPUTE TOTAL SUBJECT TO PA CAP	0.00
45 TOTAL SUBJECT TO PA CAP (SUM, LINES 42-44)	27,573,729.39
46 PERCENT FUNDS OBLIGATED FOR PA ACTIVITIES (LINE 41/LINE 45)	16.73%



Office of Community Planning and Development
 U.S. Department of Housing and Urban Development
 Integrated Disbursement and Information System
 PR26 - CDBG Financial Summary Report
 Program Year 2021
 SAN DIEGO , CA

DATE: 09-22-22
 TIME: 11:14
 PAGE: 2

LINE 17 DETAIL: ACTIVITIES TO CONSIDER IN DETERMINING THE AMOUNT TO ENTER ON LINE 17

Report returned no data.

LINE 18 DETAIL: ACTIVITIES TO CONSIDER IN DETERMINING THE AMOUNT TO ENTER ON LINE 18

Plan Year	IDIS Project	IDIS Activity	Activity Name	Matrix Code	National Objective	Drawn Amount
2020	6	7488	CHICANO FED-HAW 1-21	14B	LMH	\$12,984.98
Total				14B	Matrix Code	\$12,984.98

LINE 19 DETAIL: ACTIVITIES INCLUDED IN THE COMPUTATION OF LINE 19

Plan Year	IDIS Project	IDIS Activity	Voucher Number	Activity Name	Matrix Code	National Objective	Drawn Amount
2021	7	7599	6606812	SERVING SRS-SR CTR FACILITY IMPROVE-22	03A	LMC	\$3,922.45
2021	7	7599	6617807	SERVING SRS-SR CTR FACILITY IMPROVE-22	03A	LMC	\$3,777.55
2021	7	7599	6634333	SERVING SRS-SR CTR FACILITY IMPROVE-22	03A	LMC	\$920.00
2021	7	7599	6654792	SERVING SRS-SR CTR FACILITY IMPROVE-22	03A	LMC	\$68,498.00
2021	7	7599	6672743	SERVING SRS-SR CTR FACILITY IMPROVE-22	03A	LMC	\$173,287.62
				03A	Matrix Code	\$250,405.62	
2017	6	7127	6535095	CITY SD-ED-HOMELESS FAC REHAB	03C	LMC	\$15.69
2019	6	7503	6654792	NTC-SDYS-20	03C	LMC	\$48,940.00
2019	7	7423	6634333	NTC HOMELESSNESS-SVDP-20	03C	LMC	\$5,015.00
2019	7	7423	6654792	NTC HOMELESSNESS-SVDP-20	03C	LMC	\$81,845.00
2019	7	7423	6672743	NTC HOMELESSNESS-SVDP-20	03C	LMC	\$138,276.00
2020	7	7493	6654792	SVDP MGMT-PAUL MIRABLE PLUMBING RENOVATION-21	03C	LMC	\$86,149.26
2020	7	7493	6672743	SVDP MGMT-PAUL MIRABLE PLUMBING RENOVATION-21	03C	LMC	\$77,897.40
				03C	Matrix Code	\$438,138.35	
2017	3	7039	6634333	BAY TERRACES COMMUNITY CTR-18	03E	LMA	\$8,214.50
2017	3	7039	6654792	BAY TERRACES COMMUNITY CTR-18	03E	LMA	\$19,500.00
2018	3	7223	6535095	BAY TERRACES COMMUNITY CTR-19	03E	LMA	\$3,921.67
2018	3	7223	6544825	BAY TERRACES COMMUNITY CTR-19	03E	LMA	\$821.43
2018	3	7223	6590489	BAY TERRACES COMMUNITY CTR-19	03E	LMA	\$155.41
2018	3	7223	6606812	BAY TERRACES COMMUNITY CTR-19	03E	LMA	\$841.04
2018	3	7223	6617807	BAY TERRACES COMMUNITY CTR-19	03E	LMA	\$774.60
2018	3	7223	6634333	BAY TERRACES COMMUNITY CTR-19	03E	LMA	\$3,342.58
2018	3	7223	6654792	BAY TERRACES COMMUNITY CTR-19	03E	LMA	\$5,243.32
2018	3	7223	6672743	BAY TERRACES COMMUNITY CTR-19	03E	LMA	\$1,686.92
2020	7	7492	6672743	JCNI-CHOLLAS CREEK SOUTH PED CONNECTOR-21	03E	LMA	\$140,398.43
2021	7	7600	6654792	URBAN CORPS OF SD-HVAC IMPROVE-22	03E	LMC	\$461.50
				03E	Matrix Code	\$185,361.40	
2019	8	7350	6535095	CITY SD SE MINI PARK IMP-20	03F	LMA	\$2,058.05
2019	8	7350	6544825	CITY SD SE MINI PARK IMP-20	03F	LMA	\$72,831.35
2019	8	7350	6590489	CITY SD SE MINI PARK IMP-20	03F	LMA	\$24,682.32
2019	8	7350	6606812	CITY SD SE MINI PARK IMP-20	03F	LMA	\$4,285.13
2019	8	7350	6617807	CITY SD SE MINI PARK IMP-20	03F	LMA	\$63,505.96
2019	8	7350	6634333	CITY SD SE MINI PARK IMP-20	03F	LMA	\$46,003.83
2019	8	7350	6654792	CITY SD SE MINI PARK IMP-20	03F	LMA	\$1,632.47
2019	8	7350	6672743	CITY SD SE MINI PARK IMP-20	03F	LMA	\$19,600.43
2019	8	7425	6544825	CITY SD-CITY HEIGHTS POOL CIP-20	03F	LMA	\$15,587.79
2020	5	7467	6535095	CITY CIP-ISLAND AVE MIN PK-21	03F	LMA	\$22,418.50
2020	5	7467	6544825	CITY CIP-ISLAND AVE MIN PK-21	03F	LMA	\$778.30
2020	5	7467	6590489	CITY CIP-ISLAND AVE MIN PK-21	03F	LMA	\$10,949.99
2020	5	7467	6606812	CITY CIP-ISLAND AVE MIN PK-21	03F	LMA	\$39,698.82
2020	5	7467	6617807	CITY CIP-ISLAND AVE MIN PK-21	03F	LMA	\$133,303.14
2020	5	7467	6634333	CITY CIP-ISLAND AVE MIN PK-21	03F	LMA	\$134,477.59
2020	5	7467	6654792	CITY CIP-ISLAND AVE MIN PK-21	03F	LMA	\$43,707.67
2020	5	7467	6672743	CITY CIP-ISLAND AVE MIN PK-21	03F	LMA	\$9,646.79
2021	5	7591	6590489	CITY CIP-PARK AND REC-LINDA VISTA SKATE PARK-22	03F	LMA	\$15,554.66
2021	5	7591	6606812	CITY CIP-PARK AND REC-LINDA VISTA SKATE PARK-22	03F	LMA	\$61,266.66
2021	5	7591	6617807	CITY CIP-PARK AND REC-LINDA VISTA SKATE PARK-22	03F	LMA	\$31,758.43
2021	5	7591	6634333	CITY CIP-PARK AND REC-LINDA VISTA SKATE PARK-22	03F	LMA	\$25,596.35
2021	5	7591	6654792	CITY CIP-PARK AND REC-LINDA VISTA SKATE PARK-22	03F	LMA	\$11,894.76
2021	5	7591	6672743	CITY CIP-PARK AND REC-LINDA VISTA SKATE PARK-22	03F	LMA	\$1,543.42
				03F	Matrix Code	\$792,782.41	
2018	2	7211	6544825	ST PAUL MCCOLL HLTH CTR-19	03P	LMC	\$8,264.90
2019	6	7378	6535095	FAMILY HLTH CTR-LOGAN HEIGHTS-20	03P	LMC	\$899.04
2019	6	7378	6617807	FAMILY HLTH CTR-LOGAN HEIGHTS-20	03P	LMC	\$147,678.95
2020	7	7491	6617807	FHC-DIAMOND NEIGHBORHOODS FHC REMODEL-21	03P	LMC	\$20,161.71
2020	7	7491	6634333	FHC-DIAMOND NEIGHBORHOODS FHC REMODEL-21	03P	LMC	\$105,849.49



Office of Community Planning and Development
 U.S. Department of Housing and Urban Development
 Integrated Disbursement and Information System
 PR26 - CDBG Financial Summary Report
 Program Year 2021
 SAN DIEGO , CA

DATE: 09-22-22
 TIME: 11:14
 PAGE: 3

Plan Year	IDIS Project	IDIS Activity	Voucher Number	Activity Name	Matrix Code	National Objective	Drawn Amount
2020	7	7491	6654792	FHC-DIAMOND NEIGHBORHOODS FHC REMODEL-21	03P	LMC	\$60,941.19
2021	7	7597	6590489	FHC SD-CITY HEIGHTS SOLAR-22	03P	LMC	\$513.50
					03P	Matrix Code	\$344,308.78
2019	7	7392	6654792	CITY SD-ED-HOMELESS FAC SVC-20	03T	LMC	\$49,198.47
2021	8	7595	6590489	SERVING SRS-TRANSITIONAL HOUSING-22	03T	LMC	\$23,893.25
2021	8	7595	6606812	SERVING SRS-TRANSITIONAL HOUSING-22	03T	LMC	\$8,140.34
2021	8	7595	6634333	SERVING SRS-TRANSITIONAL HOUSING-22	03T	LMC	\$7,569.80
2021	8	7595	6654792	SERVING SRS-TRANSITIONAL HOUSING-22	03T	LMC	\$3,810.41
2021	8	7595	6672743	SERVING SRS-TRANSITIONAL HOUSING-22	03T	LMC	\$5,181.94
2021	8	7619	6590489	SD HSG COMM-DAY CENTER-22	03T	LMC	\$27,914.28
2021	8	7619	6606812	SD HSG COMM-DAY CENTER-22	03T	LMC	\$58,097.25
2021	8	7619	6617807	SD HSG COMM-DAY CENTER-22	03T	LMC	\$42,429.97
2021	8	7619	6634333	SD HSG COMM-DAY CENTER-22	03T	LMC	\$96,703.36
2021	8	7619	6654792	SD HSG COMM-DAY CENTER-22	03T	LMC	\$105,818.10
2021	8	7619	6672743	SD HSG COMM-DAY CENTER-22	03T	LMC	\$201,901.85
2021	8	7620	6590489	SD HSG COMM-CONNECTIONS-22	03T	LMC	\$17,591.75
2021	8	7620	6606812	SD HSG COMM-CONNECTIONS-22	03T	LMC	\$49,724.31
2021	8	7620	6617807	SD HSG COMM-CONNECTIONS-22	03T	LMC	\$35,555.40
2021	8	7620	6634333	SD HSG COMM-CONNECTIONS-22	03T	LMC	\$156,856.49
2021	8	7620	6654792	SD HSG COMM-CONNECTIONS-22	03T	LMC	\$43,847.05
2021	8	7621	6606812	SD HSG COMM-FAMILY SHELTER-22	03T	LMC	\$37,546.92
2021	8	7621	6617807	SD HSG COMM-FAMILY SHELTER-22	03T	LMC	\$21,950.55
2021	8	7621	6634333	SD HSG COMM-FAMILY SHELTER-22	03T	LMC	\$21,665.49
2021	8	7622	6606812	SD HSG COMM-INTERIM-22	03T	LMC	\$25,042.63
2021	8	7622	6617807	SD HSG COMM-INTERIM-22	03T	LMC	\$42,693.36
2021	8	7622	6634333	SD HSG COMM-INTERIM-22	03T	LMC	\$52,356.41
2021	8	7622	6654792	SD HSG COMM-INTERIM-22	03T	LMC	\$40,938.67
2021	8	7622	6672743	SD HSG COMM-INTERIM-22	03T	LMC	\$49,449.28
					03T	Matrix Code	\$1,225,877.33
2021	3	7607	6590489	MEALS-HOME DELIVERED-22	05A	LMC	\$22,837.46
2021	3	7607	6606812	MEALS-HOME DELIVERED-22	05A	LMC	\$9,626.45
2021	3	7607	6617807	MEALS-HOME DELIVERED-22	05A	LMC	\$4,974.76
2021	3	7607	6634333	MEALS-HOME DELIVERED-22	05A	LMC	\$4,153.01
2021	3	7607	6654792	MEALS-HOME DELIVERED-22	05A	LMC	\$6,148.83
2021	3	7607	6672743	MEALS-HOME DELIVERED-22	05A	LMC	\$3,089.49
					05A	Matrix Code	\$50,830.00
2019	3	7361	6617807	CITY SD LIB-LIBRARY NEXT-20	05D	LMC	\$12,100.00
2021	3	7611	6634333	CITY LIB-LIBRARY NEXT-22	05D	LMC	\$93,320.76
2021	3	7611	6672743	CITY LIB-LIBRARY NEXT-22	05D	LMC	\$51,670.06
					05D	Matrix Code	\$157,090.82
2020	9	7473	6544825	FAMILY HLTH CTR-SAFE POINT SD-21	05F	LMC	\$6,155.82
2020	9	7473	6590489	FAMILY HLTH CTR-SAFE POINT SD-21	05F	LMC	\$2,324.94
2020	9	7473	6606812	FAMILY HLTH CTR-SAFE POINT SD-21	05F	LMC	\$10,688.88
2020	9	7473	6617807	FAMILY HLTH CTR-SAFE POINT SD-21	05F	LMC	\$15,303.65
2021	3	7617	6654792	FAMILY HLTH CTR-SAFE POINT SD-22	05F	LMC	\$4,283.55
2021	3	7617	6672743	FAMILY HLTH CTR-SAFE POINT SD-22	05F	LMC	\$8,312.63
					05F	Matrix Code	\$47,069.47
2019	2	7343	6535095	GRID ALTERNATIVES-INSTALLER-20	05H	LMC	\$6,989.63
2020	1	7469	6634333	GRID ALT-SOLAR INSTALL TRAINING-21	05H	LMC	\$6,173.90
2020	1	7469	6654792	GRID ALT-SOLAR INSTALL TRAINING-21	05H	LMC	\$4,177.90
2020	1	7469	6672743	GRID ALT-SOLAR INSTALL TRAINING-21	05H	LMC	\$4,745.83
2020	1	7470	6535095	IRC-MAKE BETTER FUTURES PROJECT-21	05H	LMC	\$16,326.86
2020	1	7471	6535095	KITCHENS FOR GOOD-PROJECT LAUNCH-21	05H	LMC	\$10,095.33
2020	14	7650	6634333	IRC-DIGITAL INCLUSION PROJECT-CV20	05H	LMC	\$6,937.36
2020	14	7650	6654792	IRC-DIGITAL INCLUSION PROJECT-CV20	05H	LMC	\$16,649.75
2020	14	7650	6672743	IRC-DIGITAL INCLUSION PROJECT-CV20	05H	LMC	\$6,814.10
2021	2	7586	6590489	KITCHENS FOR GOOD-PROJECT LAUNCH-22	05H	LMC	\$37,479.45
2021	2	7586	6606812	KITCHENS FOR GOOD-PROJECT LAUNCH-22	05H	LMC	\$8,396.26
2021	2	7586	6617807	KITCHENS FOR GOOD-PROJECT LAUNCH-22	05H	LMC	\$8,216.60
2021	2	7586	6634333	KITCHENS FOR GOOD-PROJECT LAUNCH-22	05H	LMC	\$16,481.34
2021	2	7586	6654792	KITCHENS FOR GOOD-PROJECT LAUNCH-22	05H	LMC	\$8,505.30
2021	2	7586	6672743	KITCHENS FOR GOOD-PROJECT LAUNCH-22	05H	LMC	\$20,921.05
2021	2	7587	6672743	SD CONTINUING ED-GATEWAY TO COLLEGE-22	05H	LMC	\$5,700.78
2021	3	7608	6590489	MAAC-STEP CENTERS-22	05H	LMC	\$3,012.04
2021	3	7608	6606812	MAAC-STEP CENTERS-22	05H	LMC	\$5,450.86
2021	3	7608	6617807	MAAC-STEP CENTERS-22	05H	LMC	\$11,692.83
2021	3	7608	6634333	MAAC-STEP CENTERS-22	05H	LMC	\$18,039.22
2021	3	7608	6654792	MAAC-STEP CENTERS-22	05H	LMC	\$7,624.37
2021	3	7608	6672743	MAAC-STEP CENTERS-22	05H	LMC	\$20,834.04
					05H	Matrix Code	\$251,264.80



Office of Community Planning and Development
 U.S. Department of Housing and Urban Development
 Integrated Disbursement and Information System
 PR26 - CDBG Financial Summary Report
 Program Year 2021
 SAN DIEGO , CA

DATE: 09-22-22
 TIME: 11:14
 PAGE: 4

Plan Year	IDIS Project	IDIS Activity	Voucher Number	Activity Name	Matrix Code	National Objective	Drawn Amount	
2020	9	7474	6535095	MAMAS KITCHEN-MEAL SERVICE-21	05M	LMC	\$4,123.17	
2020	9	7476	6606812	SD LGBT COMM CTR-HEALTH SERVICES PROG-21	05M	LMC	\$18,702.17	
2020	9	7476	6617807	SD LGBT COMM CTR-HEALTH SERVICES PROG-21	05M	LMC	\$9,168.49	
2020	9	7476	6634333	SD LGBT COMM CTR-HEALTH SERVICES PROG-21	05M	LMC	\$23,454.53	
2020	9	7476	6654792	SD LGBT COMM CTR-HEALTH SERVICES PROG-21	05M	LMC	\$19,817.73	
2020	9	7476	6672743	SD LGBT COMM CTR-HEALTH SERVICES PROG-21	05M	LMC	\$19,855.68	
							05M Matrix Code	\$95,121.77
2019	3	7359	6535095	ALMA COMM-ACC PARENTING-20	05O	LMC	\$3,948.52	
							05O Matrix Code	\$3,948.52
2020	9	7553	6606812	CHCDC-COVID-PROJECT NOURISH-21	05W	LMC	\$678.80	
2020	9	7553	6634333	CHCDC-COVID-PROJECT NOURISH-21	05W	LMC	\$5,221.48	
2020	9	7553	6654792	CHCDC-COVID-PROJECT NOURISH-21	05W	LMC	\$3,466.53	
2020	9	7553	6672743	CHCDC-COVID-PROJECT NOURISH-21	05W	LMC	\$7,720.07	
2020	9	7565	6654792	CATHOLIC CHARITIES-COVID EMERGENCY FOOD-21	05W	LMC	\$5,809.91	
2020	9	7565	6672743	CATHOLIC CHARITIES-COVID EMERGENCY FOOD-21	05W	LMC	\$20,294.76	
							05W Matrix Code	\$43,191.55
2020	8	7581	6535095	CITY SD-OPERATION SHELTER TO HOME-21	05Z	LMC	\$9,695.00	
2020	9	7552	6535095	BAYSIDE-COVID PS SERVICES-21	05Z	LMC	\$1,799.72	
2020	9	7552	6544825	BAYSIDE-COVID PS SERVICES-21	05Z	LMC	\$4,767.94	
2020	9	7552	6590489	BAYSIDE-COVID PS SERVICES-21	05Z	LMC	\$7,430.13	
2020	9	7552	6606812	BAYSIDE-COVID PS SERVICES-21	05Z	LMC	\$7,733.00	
2020	9	7552	6617807	BAYSIDE-COVID PS SERVICES-21	05Z	LMC	\$9,787.16	
2020	9	7552	6634333	BAYSIDE-COVID PS SERVICES-21	05Z	LMC	\$8,680.97	
2020	9	7552	6654792	BAYSIDE-COVID PS SERVICES-21	05Z	LMC	\$15,257.16	
2020	9	7552	6672743	BAYSIDE-COVID PS SERVICES-21	05Z	LMC	\$7,232.06	
2020	9	7567	6606812	LA MAESTRA-COVID EMERGENCY RELIEF-21	05Z	LMC	\$43,645.61	
2020	9	7567	6634333	LA MAESTRA-COVID EMERGENCY RELIEF-21	05Z	LMC	\$24,009.25	
2020	9	7567	6672743	LA MAESTRA-COVID EMERGENCY RELIEF-21	05Z	LMC	\$49,753.91	
2020	14	7649	6672743	SWCC-BUSINESS FINANCIAL FITNESS-CV20	05Z	LMC	\$8,275.71	
2021	3	7606	6590489	MAMA'S KITCHEN-HOME MEALS-22	05Z	LMC	\$20,354.19	
2021	3	7606	6606812	MAMA'S KITCHEN-HOME MEALS-22	05Z	LMC	\$4,166.68	
2021	3	7606	6617807	MAMA'S KITCHEN-HOME MEALS-22	05Z	LMC	\$4,166.44	
2021	3	7606	6634333	MAMA'S KITCHEN-HOME MEALS-22	05Z	LMC	\$8,333.33	
2021	3	7606	6654792	MAMA'S KITCHEN-HOME MEALS-22	05Z	LMC	\$4,490.59	
2021	3	7606	6672743	MAMA'S KITCHEN-HOME MEALS-22	05Z	LMC	\$8,488.77	
2021	8	7594	6654792	DREAMS FOR CHANGE-SAFE PARKING-22	05Z	LMC	\$3,764.25	
2021	8	7594	6672743	DREAMS FOR CHANGE-SAFE PARKING-22	05Z	LMC	\$5,705.44	
							05Z Matrix Code	\$257,537.31
2019	4	7328	6590489	GRID ALTERNATIVES-SINGLE FAMILY-20	14A	LMH	\$20,455.08	
2019	4	7328	6606812	GRID ALTERNATIVES-SINGLE FAMILY-20	14A	LMH	\$37,991.09	
2019	4	7328	6617807	GRID ALTERNATIVES-SINGLE FAMILY-20	14A	LMH	\$41,165.24	
2019	4	7328	6634333	GRID ALTERNATIVES-SINGLE FAMILY-20	14A	LMH	\$16,229.64	
2019	4	7328	6672743	GRID ALTERNATIVES-SINGLE FAMILY-20	14A	LMH	\$41,583.41	
							14A Matrix Code	\$157,424.46
2019	5	7386	6590489	SOMALI BANTU-WE DREAM-20	18C	LMCMC	\$5,383.30	
2019	5	7386	6617807	SOMALI BANTU-WE DREAM-20	18C	LMCMC	\$2,307.76	
2020	4	7478	6590489	ACCESS-MICROENTERPRISE PROGRAM-21	18C	LMCMC	\$13,508.64	
2020	4	7478	6606812	ACCESS-MICROENTERPRISE PROGRAM-21	18C	LMCMC	\$25,046.12	
2020	4	7478	6617807	ACCESS-MICROENTERPRISE PROGRAM-21	18C	LMCMC	\$32,433.24	
2020	4	7478	6634333	ACCESS-MICROENTERPRISE PROGRAM-21	18C	LMCMC	\$25,432.62	
2020	4	7478	6672743	ACCESS-MICROENTERPRISE PROGRAM-21	18C	LMCMC	\$51,917.65	
2020	4	7479	6535095	ACCION SD-MICROLENDING PROGRAM-21	18C	LMCMC	\$19,399.74	
2020	4	7480	6535095	CHCDC-MICROENTERPRISE SUCCESS PROJECT-21	18C	LMCMC	\$19,559.35	
2020	4	7480	6544825	CHCDC-MICROENTERPRISE SUCCESS PROJECT-21	18C	LMCMC	\$7,580.88	
2020	4	7481	6535095	HORN OF AFRICA-SD MICROENTERPRISE-21	18C	LMCMC	\$17,001.53	
2020	4	7481	6590489	HORN OF AFRICA-SD MICROENTERPRISE-21	18C	LMCMC	\$17,092.26	
2020	4	7482	6535095	IRC-PROJECT LEAP-21	18C	LMCMC	\$15,078.32	
2020	4	7482	6544825	IRC-PROJECT LEAP-21	18C	LMCMC	\$20,313.95	
2020	4	7482	6606812	IRC-PROJECT LEAP-21	18C	LMCMC	\$23,237.29	
2020	4	7483	6535095	KAREN ORG-REFUGEE MICROENTERPRISE SUPPORT-21	18C	LMCMC	\$5,550.01	
2020	4	7484	6544825	LHDC-MICROENTERPRISE TRAINING AND DEV-21	18C	LMCMC	\$5,719.39	
2020	4	7484	6617807	LHDC-MICROENTERPRISE TRAINING AND DEV-21	18C	LMCMC	\$4,872.97	
2020	4	7484	6654792	LHDC-MICROENTERPRISE TRAINING AND DEV-21	18C	LMCMC	\$11,576.02	
2020	4	7486	6535095	PAVING GREAT FUTURES-DEVELOP LMI ENTREPRENEURS-21	18C	LMCMC	\$9,681.33	
2020	4	7486	6544825	PAVING GREAT FUTURES-DEVELOP LMI ENTREPRENEURS-21	18C	LMCMC	\$9,681.33	
2020	4	7487	6535095	SOMALI FAMILY SD-MICROENTERPRISE PROGRAM-21	18C	LMCMC	\$15,775.08	
2020	4	7487	6606812	SOMALI FAMILY SD-MICROENTERPRISE PROGRAM-21	18C	LMCMC	\$16,963.83	
2020	4	7487	6617807	SOMALI FAMILY SD-MICROENTERPRISE PROGRAM-21	18C	LMCMC	\$15,980.37	
2020	4	7487	6634333	SOMALI FAMILY SD-MICROENTERPRISE PROGRAM-21	18C	LMCMC	\$15,932.21	
2021	4	7584	6590489	ACCION SD-MICROLENDING PROGRAM-22	18C	LMCMC	\$83,293.16	



Office of Community Planning and Development
 U.S. Department of Housing and Urban Development
 Integrated Disbursement and Information System
 PR26 - CDBG Financial Summary Report
 Program Year 2021
 SAN DIEGO , CA

DATE: 09-22-22
 TIME: 11:14
 PAGE: 5

Plan Year	IDIS Project	IDIS Activity	Voucher Number	Activity Name	Matrix Code	National Objective	Drawn Amount
2021	4	7584	6606812	ACCION SD-MICROLENDING PROGRAM-22	18C	LMCMC	\$15,238.69
2021	4	7584	6617807	ACCION SD-MICROLENDING PROGRAM-22	18C	LMCMC	\$15,906.15
2021	4	7584	6634333	ACCION SD-MICROLENDING PROGRAM-22	18C	LMCMC	\$31,339.46
2021	4	7584	6654792	ACCION SD-MICROLENDING PROGRAM-22	18C	LMCMC	\$22,457.55
2021	4	7584	6672743	ACCION SD-MICROLENDING PROGRAM-22	18C	LMCMC	\$30,742.99
2021	4	7601	6590489	HORN OF AFRICA-SD MICROENTERPRISE-22	18C	LMCMC	\$66,702.40
2021	4	7601	6606812	HORN OF AFRICA-SD MICROENTERPRISE-22	18C	LMCMC	\$33,563.76
2021	4	7601	6617807	HORN OF AFRICA-SD MICROENTERPRISE-22	18C	LMCMC	\$33,326.05
2021	4	7601	6634333	HORN OF AFRICA-SD MICROENTERPRISE-22	18C	LMCMC	\$16,098.61
2021	4	7601	6654792	HORN OF AFRICA-SD MICROENTERPRISE-22	18C	LMCMC	\$17,964.84
2021	4	7601	6672743	HORN OF AFRICA-SD MICROENTERPRISE-22	18C	LMCMC	\$28,661.34
2021	4	7602	6590489	KAREN ORG-REFUGEE MICROENTERPRISE SUPPORT-22	18C	LMCMC	\$23,152.51
2021	4	7602	6606812	KAREN ORG-REFUGEE MICROENTERPRISE SUPPORT-22	18C	LMCMC	\$6,358.92
2021	4	7602	6617807	KAREN ORG-REFUGEE MICROENTERPRISE SUPPORT-22	18C	LMCMC	\$6,196.12
2021	4	7602	6634333	KAREN ORG-REFUGEE MICROENTERPRISE SUPPORT-22	18C	LMCMC	\$6,229.85
2021	4	7602	6654792	KAREN ORG-REFUGEE MICROENTERPRISE SUPPORT-22	18C	LMCMC	\$12,498.33
2021	4	7602	6672743	KAREN ORG-REFUGEE MICROENTERPRISE SUPPORT-22	18C	LMCMC	\$14,413.78
2021	4	7604	6590489	MISSION EDGE-CITY SAIL-22	18C	LMCMC	\$71,097.01
2021	4	7604	6606812	MISSION EDGE-CITY SAIL-22	18C	LMCMC	\$14,338.03
2021	4	7604	6617807	MISSION EDGE-CITY SAIL-22	18C	LMCMC	\$13,738.96
2021	4	7604	6634333	MISSION EDGE-CITY SAIL-22	18C	LMCMC	\$27,869.39
2021	4	7604	6654792	MISSION EDGE-CITY SAIL-22	18C	LMCMC	\$14,104.95
2021	4	7604	6672743	MISSION EDGE-CITY SAIL-22	18C	LMCMC	\$39,191.83
2021	4	7605	6590489	SOMALI FAMILY SD-MICROENTERPRISE PROGRAM-22	18C	LMCMC	\$57,284.28
2021	4	7605	6617807	SOMALI FAMILY SD-MICROENTERPRISE PROGRAM-22	18C	LMCMC	\$14,880.25
2021	4	7605	6654792	SOMALI FAMILY SD-MICROENTERPRISE PROGRAM-22	18C	LMCMC	\$14,869.26
2021	4	7653	6654792	CHCDC-MICRO ENTERPRISE SUCCESS-22	18C	LMCMC	\$725.55
2021	4	7653	6672743	CHCDC-MICRO ENTERPRISE SUCCESS-22	18C	LMCMC	\$3,613.33
2021	4	7654	6672743	SWCC-BUSINESS BASICS AND ENTREPRENEURSHIP-22	18C	LMCMC	\$24,301.51
2021	4	7655	6654792	IRC-PROJECT LEAP-22	18C	LMCMC	\$17,532.89
2021	4	7655	6672743	IRC-PROJECT LEAP-22	18C	LMCMC	\$16,137.61
2021	4	7656	6654792	AAA-LMI ENTREPRENEUR ASSISTANCE-22	18C	LMCMC	\$8,702.01
2021	4	7656	6672743	AAA-LMI ENTREPRENEUR ASSISTANCE-22	18C	LMCMC	\$14,912.87
					18C	Matrix Code	\$1,224,469.43
Total							\$5,524,822.02

LINE 27 DETAIL: ACTIVITIES INCLUDED IN THE COMPUTATION OF LINE 27

Plan Year	IDIS Project	IDIS Activity	Voucher Number	Activity to prevent, prepare for, and respond to Coronavirus	Activity Name	Grant Number	Fund Type	Matrix Code	National Objective	Drawn Amount
2019	7	7392	6654792	No	CITY SD-ED-HOMELESS FAC SVC-20	B21MC060542	PI	03T	LMC	\$49,198.47
2021	8	7595	6590489	No	SERVING SRS-TRANSITIONAL HOUSING-22	B17MC060542	EN	03T	LMC	\$23,893.25
2021	8	7595	6606812	No	SERVING SRS-TRANSITIONAL HOUSING-22	B17MC060542	EN	03T	LMC	\$8,140.34
2021	8	7595	6634333	No	SERVING SRS-TRANSITIONAL HOUSING-22	B17MC060542	EN	03T	LMC	\$7,569.80
2021	8	7595	6654792	No	SERVING SRS-TRANSITIONAL HOUSING-22	B21MC060542	PI	03T	LMC	\$3,810.41
2021	8	7595	6672743	No	SERVING SRS-TRANSITIONAL HOUSING-22	B21MC060542	PI	03T	LMC	\$5,181.94
2021	8	7619	6590489	No	SD HSG COMM-DAY CENTER-22	B19MC060542	EN	03T	LMC	\$27,914.28
2021	8	7619	6606812	No	SD HSG COMM-DAY CENTER-22	B19MC060542	EN	03T	LMC	\$58,097.25
2021	8	7619	6617807	No	SD HSG COMM-DAY CENTER-22	B19MC060542	EN	03T	LMC	\$42,429.97
2021	8	7619	6634333	No	SD HSG COMM-DAY CENTER-22	B19MC060542	EN	03T	LMC	\$96,703.36
2021	8	7619	6654792	No	SD HSG COMM-DAY CENTER-22	B21MC060542	PI	03T	LMC	\$105,818.10
2021	8	7619	6672743	No	SD HSG COMM-DAY CENTER-22	B21MC060542	PI	03T	LMC	\$201,901.85
2021	8	7620	6590489	No	SD HSG COMM-CONNECTIONS-22	B19MC060542	EN	03T	LMC	\$17,591.75
2021	8	7620	6606812	No	SD HSG COMM-CONNECTIONS-22	B19MC060542	EN	03T	LMC	\$49,724.31
2021	8	7620	6617807	No	SD HSG COMM-CONNECTIONS-22	B19MC060542	EN	03T	LMC	\$35,555.40
2021	8	7620	6634333	No	SD HSG COMM-CONNECTIONS-22	B19MC060542	EN	03T	LMC	\$156,856.49
2021	8	7620	6654792	No	SD HSG COMM-CONNECTIONS-22	B21MC060542	PI	03T	LMC	\$43,847.05
2021	8	7621	6606812	No	SD HSG COMM-FAMILY SHELTER-22	B19MC060542	EN	03T	LMC	\$37,546.92
2021	8	7621	6617807	No	SD HSG COMM-FAMILY SHELTER-22	B19MC060542	EN	03T	LMC	\$21,950.55
2021	8	7621	6634333	No	SD HSG COMM-FAMILY SHELTER-22	B19MC060542	EN	03T	LMC	\$21,665.49
2021	8	7622	6606812	No	SD HSG COMM-INTERIM-22	B19MC060542	EN	03T	LMC	\$25,042.63
2021	8	7622	6617807	No	SD HSG COMM-INTERIM-22	B19MC060542	EN	03T	LMC	\$42,693.36
2021	8	7622	6634333	No	SD HSG COMM-INTERIM-22	B19MC060542	EN	03T	LMC	\$52,356.41
2021	8	7622	6654792	No	SD HSG COMM-INTERIM-22	B21MC060542	PI	03T	LMC	\$40,938.67
2021	8	7622	6672743	No	SD HSG COMM-INTERIM-22	B21MC060542	PI	03T	LMC	\$49,449.28
								03T	Matrix Code	\$1,225,877.33
2021	3	7607	6590489	No	MEALS-HOME DELIVERED-22	B18MC060542	EN	05A	LMC	\$22,837.46



Office of Community Planning and Development
 U.S. Department of Housing and Urban Development
 Integrated Disbursement and Information System
 PR26 - CDBG Financial Summary Report
 Program Year 2021
 SAN DIEGO , CA

DATE: 09-22-22
 TIME: 11:14
 PAGE: 6

Plan Year	IDIS Project	IDIS Activity	Voucher Number	Activity to prevent, prepare for, and respond to Coronavirus	Activity Name	Grant Number	Fund Type	Matrix Code	National Objective	Drawn Amount	
2021	3	7607	6606812	No	MEALS-HOME DELIVERED-22	B18MC060542	EN	05A	LMC	\$9,626.45	
2021	3	7607	6617807	No	MEALS-HOME DELIVERED-22	B18MC060542	EN	05A	LMC	\$4,974.76	
2021	3	7607	6634333	No	MEALS-HOME DELIVERED-22	B18MC060542	EN	05A	LMC	\$4,153.01	
2021	3	7607	6654792	No	MEALS-HOME DELIVERED-22	B21MC060542	PI	05A	LMC	\$6,148.83	
2021	3	7607	6672743	No	MEALS-HOME DELIVERED-22	B21MC060542	PI	05A	LMC	\$3,089.49	
									05A	Matrix Code	\$50,830.00
2019	3	7361	6617807	No	CITY SD LIB-LIBRARY NEXT-20	B19MC060542	EN	05D	LMC	\$12,100.00	
2021	3	7611	6634333	No	CITY LIB-LIBRARY NEXT-22	B21MC060542	EN	05D	LMC	\$93,320.76	
2021	3	7611	6672743	No	CITY LIB-LIBRARY NEXT-22	B21MC060542	PI	05D	LMC	\$51,670.06	
									05D	Matrix Code	\$157,090.82
2020	9	7473	6544825	No	FAMILY HLTH CTR-SAFE POINT SD-21	B20MC060542	EN	05F	LMC	\$6,155.82	
2020	9	7473	6590489	No	FAMILY HLTH CTR-SAFE POINT SD-21	B20MC060542	EN	05F	LMC	\$2,324.94	
2020	9	7473	6606812	No	FAMILY HLTH CTR-SAFE POINT SD-21	B20MC060542	EN	05F	LMC	\$10,688.88	
2020	9	7473	6617807	No	FAMILY HLTH CTR-SAFE POINT SD-21	B20MC060542	EN	05F	LMC	\$15,303.65	
2021	3	7617	6654792	No	FAMILY HLTH CTR-SAFE POINT SD-22	B21MC060542	PI	05F	LMC	\$4,283.55	
2021	3	7617	6672743	No	FAMILY HLTH CTR-SAFE POINT SD-22	B21MC060542	PI	05F	LMC	\$8,312.63	
									05F	Matrix Code	\$47,069.47
2019	2	7343	6535095	No	GRID ALTERNATIVES-INSTALLER-20	B16MC060542	EN	05H	LMC	\$6,989.63	
2020	1	7469	6634333	No	GRID ALT-SOLAR INSTALL TRAINING-21	B19MC060542	EN	05H	LMC	\$6,173.90	
2020	1	7469	6654792	No	GRID ALT-SOLAR INSTALL TRAINING-21	B21MC060542	PI	05H	LMC	\$4,177.90	
2020	1	7469	6672743	No	GRID ALT-SOLAR INSTALL TRAINING-21	B21MC060542	PI	05H	LMC	\$4,745.83	
2020	1	7470	6535095	No	IRC-MAKE BETTER FUTURES PROJECT-21	B20MC060542	EN	05H	LMC	\$16,326.86	
2020	1	7471	6535095	No	KITCHENS FOR GOOD-PROJECT LAUNCH-21	B20MC060542	EN	05H	LMC	\$10,095.33	
2020	14	7650	6634333	Yes	IRC-DIGITAL INCLUSION PROJECT-CV20	B21MC060542	EN	05H	LMC	\$6,937.36	
2020	14	7650	6654792	Yes	IRC-DIGITAL INCLUSION PROJECT-CV20	B21MC060542	PI	05H	LMC	\$16,649.75	
2020	14	7650	6672743	Yes	IRC-DIGITAL INCLUSION PROJECT-CV20	B21MC060542	PI	05H	LMC	\$6,814.10	
2021	2	7586	6590489	No	KITCHENS FOR GOOD-PROJECT LAUNCH-22	B16MC060542	EN	05H	LMC	\$37,479.45	
2021	2	7586	6606812	No	KITCHENS FOR GOOD-PROJECT LAUNCH-22	B16MC060542	EN	05H	LMC	\$8,396.26	
2021	2	7586	6617807	No	KITCHENS FOR GOOD-PROJECT LAUNCH-22	B16MC060542	EN	05H	LMC	\$8,216.60	
2021	2	7586	6634333	No	KITCHENS FOR GOOD-PROJECT LAUNCH-22	B16MC060542	EN	05H	LMC	\$16,481.34	
2021	2	7586	6654792	No	KITCHENS FOR GOOD-PROJECT LAUNCH-22	B21MC060542	PI	05H	LMC	\$8,505.30	
2021	2	7586	6672743	No	KITCHENS FOR GOOD-PROJECT LAUNCH-22	B21MC060542	PI	05H	LMC	\$20,921.05	
2021	2	7587	6672743	No	SD CONTINUING ED-GATEWAY TO COLLEGE-22	B21MC060542	PI	05H	LMC	\$5,700.78	
2021	3	7608	6590489	No	MAAC-STEP CENTERS-22	B19MC060542	EN	05H	LMC	\$3,012.04	
2021	3	7608	6606812	No	MAAC-STEP CENTERS-22	B19MC060542	EN	05H	LMC	\$5,450.86	
2021	3	7608	6617807	No	MAAC-STEP CENTERS-22	B19MC060542	EN	05H	LMC	\$11,692.83	
2021	3	7608	6634333	No	MAAC-STEP CENTERS-22	B19MC060542	EN	05H	LMC	\$18,039.22	
2021	3	7608	6654792	No	MAAC-STEP CENTERS-22	B21MC060542	PI	05H	LMC	\$7,624.37	
2021	3	7608	6672743	No	MAAC-STEP CENTERS-22	B21MC060542	PI	05H	LMC	\$20,834.04	
									05H	Matrix Code	\$251,264.80
2020	9	7474	6535095	No	MAMAS KITCHEN-MEAL SERVICE-21	B20MC060542	EN	05M	LMC	\$4,123.17	
2020	9	7476	6606812	No	SD LGBT COMM CTR-HEALTH SERVICES PROG-21	B19MC060542	EN	05M	LMC	\$18,702.17	
2020	9	7476	6617807	No	SD LGBT COMM CTR-HEALTH SERVICES PROG-21	B19MC060542	EN	05M	LMC	\$9,168.49	
2020	9	7476	6634333	No	SD LGBT COMM CTR-HEALTH SERVICES PROG-21	B19MC060542	EN	05M	LMC	\$23,454.53	
2020	9	7476	6654792	No	SD LGBT COMM CTR-HEALTH SERVICES PROG-21	B21MC060542	PI	05M	LMC	\$19,817.73	
2020	9	7476	6672743	No	SD LGBT COMM CTR-HEALTH SERVICES PROG-21	B21MC060542	PI	05M	LMC	\$19,855.68	
									05M	Matrix Code	\$95,121.77
2019	3	7359	6535095	No	ALMA COMM-ACC PARENTING-20	B19MC060542	EN	05O	LMC	\$3,948.52	
									05O	Matrix Code	\$3,948.52
2020	9	7553	6606812	Yes	CHCDC-COVID-PROJECT NOURISH-21	B20MC060542	EN	05W	LMC	\$678.80	
2020	9	7553	6634333	Yes	CHCDC-COVID-PROJECT NOURISH-21	B20MC060542	EN	05W	LMC	\$5,221.48	
2020	9	7553	6654792	Yes	CHCDC-COVID-PROJECT NOURISH-21	B21MC060542	PI	05W	LMC	\$3,466.53	
2020	9	7553	6672743	Yes	CHCDC-COVID-PROJECT NOURISH-21	B21MC060542	PI	05W	LMC	\$7,720.07	
2020	9	7565	6654792	Yes	CATHOLIC CHARITIES-COVID EMERGENCY FOOD-21	B21MC060542	PI	05W	LMC	\$5,809.91	
2020	9	7565	6672743	Yes	CATHOLIC CHARITIES-COVID EMERGENCY FOOD-21	B21MC060542	PI	05W	LMC	\$20,294.76	
									05W	Matrix Code	\$43,191.55
2020	8	7581	6535095	Yes	CITY SD-OPERATION SHELTER TO HOME-21	B20MC060542	EN	05Z	LMC	\$9,695.00	
2020	9	7552	6535095	Yes	BAYSIDE-COVID PS SERVICES-21	B20MC060542	EN	05Z	LMC	\$1,799.72	
2020	9	7552	6544825	Yes	BAYSIDE-COVID PS SERVICES-21	B20MC060542	EN	05Z	LMC	\$4,767.94	
2020	9	7552	6590489	Yes	BAYSIDE-COVID PS SERVICES-21	B20MC060542	EN	05Z	LMC	\$7,430.13	
2020	9	7552	6606812	Yes	BAYSIDE-COVID PS SERVICES-21	B20MC060542	EN	05Z	LMC	\$7,733.00	
2020	9	7552	6617807	Yes	BAYSIDE-COVID PS SERVICES-21	B20MC060542	EN	05Z	LMC	\$9,787.16	
2020	9	7552	6634333	Yes	BAYSIDE-COVID PS SERVICES-21	B20MC060542	EN	05Z	LMC	\$8,680.97	
2020	9	7552	6654792	Yes	BAYSIDE-COVID PS SERVICES-21	B21MC060542	PI	05Z	LMC	\$15,257.16	
2020	9	7552	6672743	Yes	BAYSIDE-COVID PS SERVICES-21	B21MC060542	PI	05Z	LMC	\$7,232.06	
2020	9	7567	6606812	Yes	LA MAESTRA-COVID EMERGENCY RELIEF-21	B19MC060542	EN	05Z	LMC	\$43,645.61	
2020	9	7567	6634333	Yes	LA MAESTRA-COVID EMERGENCY RELIEF-21	B19MC060542	EN	05Z	LMC	\$24,009.25	



Office of Community Planning and Development
 U.S. Department of Housing and Urban Development
 Integrated Disbursement and Information System
 PR26 - CDBG Financial Summary Report
 Program Year 2021
 SAN DIEGO , CA

DATE: 09-22-22
 TIME: 11:14
 PAGE: 7

Plan Year	IDIS Project	IDIS Activity	Voucher Number	Activity to prevent, prepare for, and respond to Coronavirus	Activity Name	Grant Number	Fund Type	Matrix Code	National Objective	Drawn Amount	
2020	9	7567	6672743	Yes	LA MAESTRA-COVID EMERGENCY RELIEF-21	B21MC060542	PI	05Z	LMC	\$49,753.91	
2020	14	7649	6672743	Yes	SWCC-BUSINESS FINANCIAL FITNESS-CV20	B21MC060542	PI	05Z	LMC	\$8,275.71	
2021	3	7606	6590489	No	MAMA'S KITCHEN-HOME MEALS-22	B16MC060542	EN	05Z	LMC	\$20,354.19	
2021	3	7606	6606812	No	MAMA'S KITCHEN-HOME MEALS-22	B16MC060542	EN	05Z	LMC	\$4,166.68	
2021	3	7606	6617807	No	MAMA'S KITCHEN-HOME MEALS-22	B16MC060542	EN	05Z	LMC	\$4,166.44	
2021	3	7606	6634333	No	MAMA'S KITCHEN-HOME MEALS-22	B16MC060542	EN	05Z	LMC	\$8,333.33	
2021	3	7606	6654792	No	MAMA'S KITCHEN-HOME MEALS-22	B21MC060542	PI	05Z	LMC	\$4,490.59	
2021	3	7606	6672743	No	MAMA'S KITCHEN-HOME MEALS-22	B21MC060542	PI	05Z	LMC	\$8,488.77	
2021	8	7594	6654792	No	DREAMS FOR CHANGE-SAFE PARKING-22	B21MC060542	PI	05Z	LMC	\$3,764.25	
2021	8	7594	6672743	No	DREAMS FOR CHANGE-SAFE PARKING-22	B21MC060542	PI	05Z	LMC	\$5,705.44	
									05Z	Matrix Code	\$257,537.31
				No	Activity to prevent, prepare for, and respond to Coronavirus					\$1,860,271.19	
				Yes	Activity to prevent, prepare for, and respond to Coronavirus					\$271,660.38	
Total										\$2,131,931.57	

LINE 37 DETAIL: ACTIVITIES INCLUDED IN THE COMPUTATION OF LINE 37

Plan Year	IDIS Project	IDIS Activity	Voucher Number	Activity Name	Matrix Code	National Objective	Drawn Amount	
2019	1	7323	6535095	HUD ADMINISTRATION-20	21A		\$1,819.91	
2019	1	7323	6544825	HUD ADMINISTRATION-20	21A		\$323.68	
2019	1	7323	6634333	HUD ADMINISTRATION-20	21A		\$1,616.40	
2020	3	7506	6535095	HUD ADMIN-21	21A		\$318,324.88	
2020	3	7506	6544825	HUD ADMIN-21	21A		\$147,007.48	
2020	3	7506	6590489	HUD ADMIN-21	21A		\$7,033.99	
2020	3	7506	6606812	HUD ADMIN-21	21A		\$143.98	
2020	3	7506	6617807	HUD ADMIN-21	21A		\$359.26	
2020	3	7506	6654792	HUD ADMIN-21	21A		\$138.84	
2020	3	7506	6672743	HUD ADMIN-21	21A		\$68.81	
2021	1	7609	6590489	HUD ADMINISTRATION-22	21A		\$328,177.52	
2021	1	7609	6606812	HUD ADMINISTRATION-22	21A		\$383,272.00	
2021	1	7609	6617807	HUD ADMINISTRATION-22	21A		\$230,952.48	
2021	1	7609	6634333	HUD ADMINISTRATION-22	21A		\$353,539.11	
2021	1	7609	6654792	HUD ADMINISTRATION-22	21A		\$486,868.86	
2021	1	7609	6672743	HUD ADMINISTRATION-22	21A		\$459,615.89	
2022	1	7698	6672743	HUD ADMINISTRATION-23	21A		\$1,202.40	
						21A	Matrix Code	\$2,720,465.49
2021	1	7618	6590489	FAIR HSG SERVICES-22	21D		\$19,360.66	
2021	1	7618	6606812	FAIR HSG SERVICES-22	21D		\$12,588.06	
2021	1	7618	6617807	FAIR HSG SERVICES-22	21D		\$14,084.38	
2021	1	7618	6634333	FAIR HSG SERVICES-22	21D		\$21,370.77	
2021	1	7618	6654792	FAIR HSG SERVICES-22	21D		\$11,841.84	
2021	1	7618	6672743	FAIR HSG SERVICES-22	21D		\$31,937.49	
						21D	Matrix Code	\$111,183.20
Total								\$2,831,648.69



PART I: SUMMARY OF CDBG-CV RESOURCES

01 CDBG-CV GRANT	19,433,956.00
02 FUNDS RETURNED TO THE LINE-OF-CREDIT	0.00
03 FUNDS RETURNED TO THE LOCAL CDBG ACCOUNT	0.00
04 TOTAL AVAILABLE (SUM, LINES 01-03)	19,433,956.00

PART II: SUMMARY OF CDBG-CV EXPENDITURES

05 DISBURSEMENTS OTHER THAN SECTION 108 REPAYMENTS AND PLANNING/ADMINISTRATION	9,506,499.95
06 DISBURSED IN IDIS FOR PLANNING/ADMINISTRATION	540,345.57
07 DISBURSED IN IDIS FOR SECTION 108 REPAYMENTS	0.00
08 TOTAL EXPENDITURES (SUM, LINES 05 - 07)	10,046,845.52
09 UNEXPENDED BALANCE (LINE 04 - LINE8)	9,387,110.48

PART III: LOWMOD BENEFIT FOR THE CDBG-CV GRANT

10 EXPENDED FOR LOW/MOD HOUSING IN SPECIAL AREAS	0.00
11 EXPENDED FOR LOW/MOD MULTI-UNIT HOUSING	0.00
12 DISBURSED FOR OTHER LOW/MOD ACTIVITIES	9,506,499.95
13 TOTAL LOW/MOD CREDIT (SUM, LINES 10 - 12)	9,506,499.95
14 AMOUNT SUBJECT TO LOW/MOD BENEFIT (LINE 05)	9,506,499.95
15 PERCENT LOW/MOD CREDIT (LINE 13/LINE 14)	100.00%

PART IV: PUBLIC SERVICE (PS) CALCULATIONS

16 DISBURSED IN IDIS FOR PUBLIC SERVICES	9,506,499.95
17 CDBG-CV GRANT	19,433,956.00
18 PERCENT OF FUNDS DISBURSED FOR PS ACTIVITIES (LINE 16/LINE 17)	48.92%

PART V: PLANNING AND ADMINISTRATION (PA) CAP

19 DISBURSED IN IDIS FOR PLANNING/ADMINISTRATION	540,345.57
20 CDBG-CV GRANT	19,433,956.00
21 PERCENT OF FUNDS DISBURSED FOR PA ACTIVITIES (LINE 19/LINE 20)	2.78%



Office of Community Planning and Development
 U.S. Department of Housing and Urban Development
 Integrated Disbursement and Information System
 PR26 - CDBG-CV Financial Summary Report
 SAN DIEGO , CA

DATE: 09-21-22
 TIME: 15:00
 PAGE: 2

LINE 10 DETAIL: ACTIVITIES TO CONSIDER IN DETERMINING THE AMOUNT TO ENTER ON LINE 10

Report returned no data.

LINE 11 DETAIL: ACTIVITIES TO CONSIDER IN DETERMINING THE AMOUNT TO ENTER ON LINE 11

Report returned no data.

LINE 12 DETAIL: ACTIVITIES INCLUDED IN THE COMPUTATION OF LINE 12

Plan Year	IDIS Project	IDIS Activity	Voucher Number	Activity Name	Matrix Code	National Objective	Drawn Amount
2019	33	7516	6461894	CITY SD-PS RENTAL ASSISTANCE 2-20	05Q	LMC	\$3,600,000.00
		7554	6672263	FHCSD-COVID TIGER TEAM-CV20	05Z	LMC	\$13,413.87
		7555	6565194	TRAVELERS AID-COVID SENIOR SERVICES-CV20	05A	LMC	\$22,436.25
			6593190	TRAVELERS AID-COVID SENIOR SERVICES-CV20	05A	LMC	\$14,202.92
			6617582	TRAVELERS AID-COVID SENIOR SERVICES-CV20	05A	LMC	\$26,107.95
			6672262	TRAVELERS AID-COVID SENIOR SERVICES-CV20	05A	LMC	\$39,844.87
			6672263	TRAVELERS AID-COVID SENIOR SERVICES-CV20	05A	LMC	\$7,405.33
		7556	6565194	REALITY CHANGERS-COVID CARES REQUEST-CV20	05Z	LMC	\$16,026.98
			6593190	REALITY CHANGERS-COVID CARES REQUEST-CV20	05Z	LMC	\$20,628.97
			6617582	REALITY CHANGERS-COVID CARES REQUEST-CV20	05Z	LMC	\$19,981.82
			6672262	REALITY CHANGERS-COVID CARES REQUEST-CV20	05Z	LMC	\$27,420.18
			6672263	REALITY CHANGERS-COVID CARES REQUEST-CV20	05Z	LMC	\$24,222.02
		7557	6565194	BIRTHLINE SD-COVID CLAIREMONT SERVICES-CV20	05Z	LMC	\$24,524.27
			6593190	BIRTHLINE SD-COVID CLAIREMONT SERVICES-CV20	05Z	LMC	\$25,937.12
			6617582	BIRTHLINE SD-COVID CLAIREMONT SERVICES-CV20	05Z	LMC	\$15,185.85
			6672262	BIRTHLINE SD-COVID CLAIREMONT SERVICES-CV20	05Z	LMC	\$36,985.45
			6672263	BIRTHLINE SD-COVID CLAIREMONT SERVICES-CV20	05Z	LMC	\$9,803.86
		7558	6672262	SDLGBT COMM CTR-COVID EMERGENCY RESPONSE-CV20	05Z	LMC	\$13,323.46
			6672263	SDLGBT COMM CTR-COVID EMERGENCY RESPONSE-CV20	05Z	LMC	\$16,037.43
		7559	6593190	LHCDC-COVID CARES ACT-CV20	05Z	LMC	\$10,725.87
			6617582	LHCDC-COVID CARES ACT-CV20	05Z	LMC	\$7,638.06
			6672262	LHCDC-COVID CARES ACT-CV20	05Z	LMC	\$13,552.44
			6672263	LHCDC-COVID CARES ACT-CV20	05Z	LMC	\$17,715.26
		7560	6565194	UPAC-COVID NE CENTER-CV20	05Z	LMC	\$13,778.03
			6593190	UPAC-COVID NE CENTER-CV20	05Z	LMC	\$35,488.41
			6617582	UPAC-COVID NE CENTER-CV20	05Z	LMC	\$45,508.87
			6672262	UPAC-COVID NE CENTER-CV20	05Z	LMC	\$76,476.61
			6672263	UPAC-COVID NE CENTER-CV20	05Z	LMC	\$14,289.55
		7561	6617582	SERV SRS-COVID FOOD ASST-CV20	05W	LMC	\$12,995.26
			6672262	SERV SRS-COVID FOOD ASST-CV20	05W	LMC	\$62,710.33
			6672263	SERV SRS-COVID FOOD ASST-CV20	05W	LMC	\$71,364.80
		7562	6565194	VOICES FOR CHILDREN-COVID CASA-CV20	05Z	LMC	\$13,795.06
			6593190	VOICES FOR CHILDREN-COVID CASA-CV20	05Z	LMC	\$23,983.29
			6617582	VOICES FOR CHILDREN-COVID CASA-CV20	05Z	LMC	\$20,144.18
			6672262	VOICES FOR CHILDREN-COVID CASA-CV20	05Z	LMC	\$25,971.72
			6672263	VOICES FOR CHILDREN-COVID CASA-CV20	05Z	LMC	\$7,925.99
		7563	6565194	MAMAS KITCHEN-COVID MEAL SERVICE-CV20	05W	LMC	\$47,942.90
			6593190	MAMAS KITCHEN-COVID MEAL SERVICE-CV20	05W	LMC	\$14,803.95
			6617582	MAMAS KITCHEN-COVID MEAL SERVICE-CV20	05W	LMC	\$12,374.82
			6672262	MAMAS KITCHEN-COVID MEAL SERVICE-CV20	05W	LMC	\$21,651.40
			6672263	MAMAS KITCHEN-COVID MEAL SERVICE-CV20	05W	LMC	\$3,226.93
		7564	6593190	SD CONTINUING ED-COVID DIGITAL DIVIDE-CV20	05Z	LMC	\$255.40
			6617582	SD CONTINUING ED-COVID DIGITAL DIVIDE-CV20	05Z	LMC	\$76,885.46
			6672262	SD CONTINUING ED-COVID DIGITAL DIVIDE-CV20	05Z	LMC	\$52,196.06
			6672263	SD CONTINUING ED-COVID DIGITAL DIVIDE-CV20	05Z	LMC	\$188,003.56
		7566	6672262	GRID ALT-COVID VIRTUAL SOLAR TRAINING-CV20	05Z	LMC	\$4,546.23
		7568	6617582	HOME START-COVID HEALTH SERVICES-CV20	05O	LMC	\$1,524.68
			6672262	HOME START-COVID HEALTH SERVICES-CV20	05O	LMC	\$9,326.15
			6672263	HOME START-COVID HEALTH SERVICES-CV20	05O	LMC	\$10,055.27
		7569	6565194	DREAMS FOR CHANGE-COVID EMERGENCY FOOD-CV20	05W	LMC	\$1,794.53
			6593190	DREAMS FOR CHANGE-COVID EMERGENCY FOOD-CV20	05W	LMC	\$4,922.71



Office of Community Planning and Development
 U.S. Department of Housing and Urban Development
 Integrated Disbursement and Information System
 PR26 - CDBG-CV Financial Summary Report
 SAN DIEGO , CA

DATE: 09-21-22
 TIME: 15:00
 PAGE: 3

Plan Year	IDIS Project	IDIS Activity	Voucher Number	Activity Name	Matrix Code	National Objective	Drawn Amount
2019	33	7569	6617582	DREAMS FOR CHANGE-COVID EMERGENCY FOOD-CV20	05W	LMC	\$5,412.14
			6672262	DREAMS FOR CHANGE-COVID EMERGENCY FOOD-CV20	05W	LMC	\$4,004.10
		7579	6502697	CDBG-CV OPER SHLTR TO HOME-20	05Z	LMC	\$4,599,062.33
			6593190	CDBG-CV OPER SHLTR TO HOME-20	05Z	LMC	\$959.00
Total							\$9,506,499.95

LINE 16 DETAIL: ACTIVITIES INCLUDED IN THE COMPUTATION OF LINE 16

Plan Year	IDIS Project	IDIS Activity	Voucher Number	Activity Name	Matrix Code	National Objective	Drawn Amount
2019	33	7516	6461894	CITY SD-PS RENTAL ASSISTANCE 2-20	05Q	LMC	\$3,600,000.00
		7554	6672263	FHCSD-COVID TIGER TEAM-CV20	05Z	LMC	\$13,413.87
		7555	6565194	TRAVELERS AID-COVID SENIOR SERVICES-CV20	05A	LMC	\$22,436.25
			6593190	TRAVELERS AID-COVID SENIOR SERVICES-CV20	05A	LMC	\$14,202.92
			6617582	TRAVELERS AID-COVID SENIOR SERVICES-CV20	05A	LMC	\$26,107.95
			6672262	TRAVELERS AID-COVID SENIOR SERVICES-CV20	05A	LMC	\$39,844.87
			6672263	TRAVELERS AID-COVID SENIOR SERVICES-CV20	05A	LMC	\$7,405.33
		7556	6565194	REALITY CHANGERS-COVID CARES REQUEST-CV20	05Z	LMC	\$16,026.98
			6593190	REALITY CHANGERS-COVID CARES REQUEST-CV20	05Z	LMC	\$20,628.97
			6617582	REALITY CHANGERS-COVID CARES REQUEST-CV20	05Z	LMC	\$19,981.82
			6672262	REALITY CHANGERS-COVID CARES REQUEST-CV20	05Z	LMC	\$27,420.18
			6672263	REALITY CHANGERS-COVID CARES REQUEST-CV20	05Z	LMC	\$24,222.02
		7557	6565194	BIRTHLINE SD-COVID CLAIREMONT SERVICES-CV20	05Z	LMC	\$24,524.27
			6593190	BIRTHLINE SD-COVID CLAIREMONT SERVICES-CV20	05Z	LMC	\$25,937.12
			6617582	BIRTHLINE SD-COVID CLAIREMONT SERVICES-CV20	05Z	LMC	\$15,185.85
			6672262	BIRTHLINE SD-COVID CLAIREMONT SERVICES-CV20	05Z	LMC	\$36,985.45
			6672263	BIRTHLINE SD-COVID CLAIREMONT SERVICES-CV20	05Z	LMC	\$9,803.86
		7558	6672262	SDLGBT COMM CTR-COVID EMERGENCY RESPONSE-CV20	05Z	LMC	\$13,323.46
			6672263	SDLGBT COMM CTR-COVID EMERGENCY RESPONSE-CV20	05Z	LMC	\$16,037.43
		7559	6593190	LHCDC-COVID CARES ACT-CV20	05Z	LMC	\$10,725.87
			6617582	LHCDC-COVID CARES ACT-CV20	05Z	LMC	\$7,638.06
			6672262	LHCDC-COVID CARES ACT-CV20	05Z	LMC	\$13,552.44
			6672263	LHCDC-COVID CARES ACT-CV20	05Z	LMC	\$17,715.26
		7560	6565194	UPAC-COVID NE CENTER-CV20	05Z	LMC	\$13,778.03
			6593190	UPAC-COVID NE CENTER-CV20	05Z	LMC	\$35,488.41
			6617582	UPAC-COVID NE CENTER-CV20	05Z	LMC	\$45,508.87
			6672262	UPAC-COVID NE CENTER-CV20	05Z	LMC	\$76,476.61
			6672263	UPAC-COVID NE CENTER-CV20	05Z	LMC	\$14,289.55
		7561	6617582	SERV SRS-COVID FOOD ASST-CV20	05W	LMC	\$12,995.26
			6672262	SERV SRS-COVID FOOD ASST-CV20	05W	LMC	\$62,710.33
			6672263	SERV SRS-COVID FOOD ASST-CV20	05W	LMC	\$71,364.80
		7562	6565194	VOICES FOR CHILDREN-COVID CASA-CV20	05Z	LMC	\$13,795.06
			6593190	VOICES FOR CHILDREN-COVID CASA-CV20	05Z	LMC	\$23,983.29
			6617582	VOICES FOR CHILDREN-COVID CASA-CV20	05Z	LMC	\$20,144.18
			6672262	VOICES FOR CHILDREN-COVID CASA-CV20	05Z	LMC	\$25,971.72
			6672263	VOICES FOR CHILDREN-COVID CASA-CV20	05Z	LMC	\$7,925.99
		7563	6565194	MAMAS KITCHEN-COVID MEAL SERVICE-CV20	05W	LMC	\$47,942.90
			6593190	MAMAS KITCHEN-COVID MEAL SERVICE-CV20	05W	LMC	\$14,803.95
			6617582	MAMAS KITCHEN-COVID MEAL SERVICE-CV20	05W	LMC	\$12,374.82
			6672262	MAMAS KITCHEN-COVID MEAL SERVICE-CV20	05W	LMC	\$21,651.40
			6672263	MAMAS KITCHEN-COVID MEAL SERVICE-CV20	05W	LMC	\$3,226.93
		7564	6593190	SD CONTINUING ED-COVID DIGITAL DIVIDE-CV20	05Z	LMC	\$255.40
			6617582	SD CONTINUING ED-COVID DIGITAL DIVIDE-CV20	05Z	LMC	\$76,885.46
			6672262	SD CONTINUING ED-COVID DIGITAL DIVIDE-CV20	05Z	LMC	\$52,196.06
			6672263	SD CONTINUING ED-COVID DIGITAL DIVIDE-CV20	05Z	LMC	\$188,003.56
		7566	6672262	GRID ALT-COVID VIRTUAL SOLAR TRAINING-CV20	05Z	LMC	\$4,546.23
		7568	6617582	HOME START-COVID HEALTH SERVICES-CV20	05O	LMC	\$1,524.68
			6672262	HOME START-COVID HEALTH SERVICES-CV20	05O	LMC	\$9,326.15
			6672263	HOME START-COVID HEALTH SERVICES-CV20	05O	LMC	\$10,055.27
		7569	6565194	DREAMS FOR CHANGE-COVID EMERGENCY FOOD-CV20	05W	LMC	\$1,794.53



Office of Community Planning and Development
 U.S. Department of Housing and Urban Development
 Integrated Disbursement and Information System
 PR26 - CDBG-CV Financial Summary Report
 SAN DIEGO , CA

DATE: 09-21-22
 TIME: 15:00
 PAGE: 4

Plan Year	IDIS Project	IDIS Activity	Voucher Number	Activity Name	Matrix Code	National Objective	Drawn Amount
2019	33	7569	6593190	DREAMS FOR CHANGE-COVID EMERGENCY FOOD-CV20	05W	LMC	\$4,922.71
			6617582	DREAMS FOR CHANGE-COVID EMERGENCY FOOD-CV20	05W	LMC	\$5,412.14
			6672262	DREAMS FOR CHANGE-COVID EMERGENCY FOOD-CV20	05W	LMC	\$4,004.10
		7579	6502697	CDBG-CV OPER SHLTR TO HOME-20	05Z	LMC	\$4,599,062.33
			6593190	CDBG-CV OPER SHLTR TO HOME-20	05Z	LMC	\$959.00
Total							\$9,506,499.95

LINE 19 DETAIL: ACTIVITIES INCLUDED IN THE COMPUTATION OF LINE 19

Plan Year	IDIS Project	IDIS Activity	Voucher Number	Activity Name	Matrix Code	National Objective	Drawn Amount
2019	33	7520	6502697	ADMIN CDBG-CV20	21A		\$292,926.74
			6565194	ADMIN CDBG-CV20	21A		\$117,113.97
			6593190	ADMIN CDBG-CV20	21A		\$36,623.07
			6617582	ADMIN CDBG-CV20	21A		\$27,323.17
			6672262	ADMIN CDBG-CV20	21A		\$43,693.07
			6672263	ADMIN CDBG-CV20	21A		\$22,665.55
Total							\$540,345.57

PR29 - Summary of Submissions of Cash on Hand Report

Field Office	State	Grantee	Quarter Start Date	Quarter End Date	Status	Certify User Login ID	Certify User Name	Insert User Login ID	Insert User Name	Last Update User Login ID	Last Update User Name
LOS ANGELES	California	SAN DIEGO, CA	4/1/2022	6/30/2022	Submitted		Shirley Reid		Shirley Reid		Shirley Reid
LOS ANGELES	California	SAN DIEGO, CA	1/1/2022	3/31/2022	Submitted		Shirley Reid		Shirley Reid		Shirley Reid
LOS ANGELES	California	SAN DIEGO, CA	10/1/2021	12/31/2021	Submitted		Shirley Reid		Shirley Reid		Shirley Reid
LOS ANGELES	California	SAN DIEGO, CA	7/1/2021	9/30/2021	Submitted		Shirley Reid		Shirley Reid		Shirley Reid



U.S. Department of Housing and Urban Development
 Office of Community Planning and Development
 Integrated Disbursement and Information System
 CDBG Cash on Hand Quarterly Report
 Grantee: SAN DIEGO, CA

DATE: 09-24-22
 TIME: 15:40
 PAGE: 1

Report Start Date: 07/01/2021 Report End Date: 06/30/2022

SAN DIEGO, CA		
Summary for 4 Quarters		
Federal Cash (Grant Funds)		
1	Cash on hand at the beginning of the reporting period	\$0.00
2	Cash (grant funds) received through IDIS draw downs from the beginning of the reporting period through the end date of the reporting period	\$10,364,417.47
*	Amount of disbursements calculated by IDIS from the beginning of the reporting period through the end date of the reporting period	\$12,806,054.35
3	Cash (LA funds) returned to the local program account during the reporting period	\$0.00
4	Cash (grant funds) disbursed during the reporting period	\$12,591,054.35
5	Cash (LA funds) disbursed during the reporting period	\$0.00
6	Cash on Hand (sum of lines 1, 2, and 3 minus lines 4 & 5) at the end of the reporting period	(\$2,226,636.88)
Program Income		
7	Program income (PI funds) on hand at the beginning of the reporting period	\$535,306.20
8	Program income (PI funds) received during the reporting period	\$17,345,477.23
9	Program income (PI funds) returned for ineligible costs etc. during the reporting period	\$0.00
10	Program income (PI funds) disbursed during the reporting period	\$15,707,019.39
11	Program income Cash on Hand (sum of lines 7, 8, and 9 minus line 10) at the end of the reporting period	\$2,173,764.04
Revolving Funds		
12	Revolving funds (RL funds) cash on hand at the beginning of the reporting period	\$608,421.00
13	Revolving funds (RL funds) received during the reporting period	\$4,000,000.00
14	Revolving funds returned for ineligible costs etc. during the reporting period	\$0.00
15	Revolving funds (RL funds) disbursed during the reporting period	\$4,608,421.00
16	Revolving funds Cash on Hand (sum of lines 12, 13, and 14 minus line 15) at the end of the reporting	\$0.00
17	Total Cash on hand (line 6 + line 11 + line16)	(\$52,872.84)



U.S. Department of Housing and Urban Development
 Office of Community Planning and Development
 Integrated Disbursement and Information System
 CDBG Cash on Hand Quarterly Report
 Grantee: SAN DIEGO, CA

DATE: 09-24-22
 TIME: 15:40
 PAGE: 2

Report Start Date: 07/01/2021 Report End Date: 06/30/2022

SAN DIEGO, CA

Quarter Start Date: 7/1/2021 Quarter End Date: 9/30/2021

Submitted on 1/27/2022 4:04:04 PM by B56767 Shirley Reid

Federal Cash (Grant Funds)

1	Cash on hand at the beginning of the reporting period	\$0.00
2	Cash (grant funds) received through IDIS draw downs from the beginning of the reporting period through the end date of the reporting period	\$8,469,247.26
*	Amount of disbursements calculated by IDIS from the beginning of the reporting period through the end date of the reporting period	\$8,469,247.26
3	Cash (LA funds) returned to the local program account during the reporting period	\$0.00
4	Cash (grant funds) disbursed during the reporting period	\$8,469,247.26
5	Cash (LA funds) disbursed during the reporting period	\$0.00
6	Cash on Hand (sum of lines 1, 2, and 3 minus lines 4 & 5) at the end of the reporting period	\$0.00

Program Income

7	Program income (PI funds) on hand at the beginning of the reporting period	\$535,306.20
8	Program income (PI funds) received during the reporting period	\$423,660.57
9	Program income (PI funds) returned for ineligible costs etc. during the reporting period	\$0.00
10	Program income (PI funds) disbursed during the reporting period	\$0.00
11	Program income Cash on Hand (sum of lines 7, 8, and 9 minus line 10) at the end of the reporting period	\$958,966.77

Revolving Funds

12	Revolving funds (RL funds) cash on hand at the beginning of the reporting period	\$608,421.00
13	Revolving funds (RL funds) received during the reporting period	\$0.00
14	Revolving funds returned for ineligible costs etc. during the reporting period	\$0.00
15	Revolving funds (RL funds) disbursed during the reporting period	\$0.00
16	Revolving funds Cash on Hand (sum of lines 12, 13, and 14 minus line 15) at the end of the reporting	\$608,421.00

17	Total Cash on hand (line 6 + line 11 + line16)	\$1,567,387.77
----	--	----------------

18. Remarks: Line 1 through 5 (City of San Diego draws down entitlement funds on a reimbursement basis. No advances):
 *\$952,557.50 in expenditure has been paid out through City General Fund as of 09/30/2021 and is pending reimbursement. This expenditure consists of \$804,971.60 of CDBG Entitlement and \$147,585.90 of CDBG-CV.

I certify to the best of my knowledge and belief that the report is true, complete, and accurate, and the expenditures, disbursements and cash receipts are for the purposes and intent set forth in the award documents. I am aware that any false, fictitious, or fraudulent information may subject me to criminal, civil, or administrative penalties. (U.S. Code, Title 18, Section 1001)



U.S. Department of Housing and Urban Development
 Office of Community Planning and Development
 Integrated Disbursement and Information System
 CDBG Cash on Hand Quarterly Report
 Grantee: SAN DIEGO, CA

DATE: 09-24-22
 TIME: 15:40
 PAGE: 3

Report Start Date: 07/01/2021 Report End Date: 06/30/2022

SAN DIEGO, CA

Quarter Start Date: 10/1/2021 Quarter End Date: 12/31/2021

Submitted on 1/27/2022 4:04:04 PM by B56767 Shirley Reid

Federal Cash (Grant Funds)

1	Cash on hand at the beginning of the reporting period	\$0.00
2	Cash (grant funds) received through IDIS draw downs from the beginning of the reporting period through the end date of the reporting period	\$0.00
*	Amount of disbursements calculated by IDIS from the beginning of the reporting period through the end date of the reporting period	\$0.00
3	Cash (LA funds) returned to the local program account during the reporting period	\$0.00
4	Cash (grant funds) disbursed during the reporting period	\$0.00
5	Cash (LA funds) disbursed during the reporting period	\$0.00
6	Cash on Hand (sum of lines 1, 2, and 3 minus lines 4 & 5) at the end of the reporting period	\$0.00

Program Income

7	Program income (PI funds) on hand at the beginning of the reporting period	\$958,966.77
8	Program income (PI funds) received during the reporting period	\$4,511.03
9	Program income (PI funds) returned for ineligible costs etc. during the reporting period	\$0.00
10	Program income (PI funds) disbursed during the reporting period	\$0.00
11	Program income Cash on Hand (sum of lines 7, 8, and 9 minus line 10) at the end of the reporting period	\$963,477.80

Revolving Funds

12	Revolving funds (RL funds) cash on hand at the beginning of the reporting period	\$608,421.00
13	Revolving funds (RL funds) received during the reporting period	\$4,000,000.00
14	Revolving funds returned for ineligible costs etc. during the reporting period	\$0.00
15	Revolving funds (RL funds) disbursed during the reporting period	\$4,000,000.00
16	Revolving funds Cash on Hand (sum of lines 12, 13, and 14 minus line 15) at the end of the reporting	\$608,421.00

17	Total Cash on hand (line 6 + line 11 + line 16)	\$1,571,898.80
----	---	----------------

18. Remarks: Line 1 through 5 (City of San Diego draws down entitlement funds on a reimbursement basis. No advances):
 *\$620,467.42 in expenditure has been paid out through City General Fund as of 12/31/2021 and is pending reimbursement. This expenditure consists of \$501,796.06 of CDBG Entitlement and \$118,672.36 of CDBG-CV.

I certify to the best of my knowledge and belief that the report is true, complete, and accurate, and the expenditures, disbursements and cash receipts are for the purposes and intent set forth in the award documents. I am aware that any false, fictitious, or fraudulent information may subject me to criminal, civil, or administrative penalties. (U.S. Code, Title 18, Section 1001)



U.S. Department of Housing and Urban Development
 Office of Community Planning and Development
 Integrated Disbursement and Information System
 CDBG Cash on Hand Quarterly Report
 Grantee: SAN DIEGO, CA

DATE: 09-24-22
 TIME: 15:40
 PAGE: 4

Report Start Date: 07/01/2021 Report End Date: 06/30/2022

SAN DIEGO, CA

Quarter Start Date: 1/1/2022 Quarter End Date: 3/31/2022

Submitted on 1/27/2022 4:04:04 PM by B56767 Shirley Reid

Federal Cash (Grant Funds)

1	Cash on hand at the beginning of the reporting period	\$0.00
2	Cash (grant funds) received through IDIS draw downs from the beginning of the reporting period through the end date of the reporting period	\$1,895,170.21
*	Amount of disbursements calculated by IDIS from the beginning of the reporting period through the end date of the reporting period	\$1,895,170.21
3	Cash (LA funds) returned to the local program account during the reporting period	\$0.00
4	Cash (grant funds) disbursed during the reporting period	\$1,895,170.21
5	Cash (LA funds) disbursed during the reporting period	\$0.00
6	Cash on Hand (sum of lines 1, 2, and 3 minus lines 4 & 5) at the end of the reporting period	\$0.00

Program Income

7	Program income (PI funds) on hand at the beginning of the reporting period	\$963,477.80
8	Program income (PI funds) received during the reporting period	\$6,423.66
9	Program income (PI funds) returned for ineligible costs etc. during the reporting period	\$0.00
10	Program income (PI funds) disbursed during the reporting period	\$0.00
11	Program income Cash on Hand (sum of lines 7, 8, and 9 minus line 10) at the end of the reporting period	\$969,901.46

Revolving Funds

12	Revolving funds (RL funds) cash on hand at the beginning of the reporting period	\$608,421.00
13	Revolving funds (RL funds) received during the reporting period	\$0.00
14	Revolving funds returned for ineligible costs etc. during the reporting period	\$0.00
15	Revolving funds (RL funds) disbursed during the reporting period	\$0.00
16	Revolving funds Cash on Hand (sum of lines 12, 13, and 14 minus line 15) at the end of the reporting	\$608,421.00

17	Total Cash on hand (line 6 + line 11 + line 16)	\$1,578,322.46
----	---	----------------

18. Remarks: Line 1 through 5 (City of San Diego draws down entitlement funds on a reimbursement basis. No advances):
 *\$1,197,503.77 in expenditure has been paid out through City General Fund as of 3/31/2022 and is pending reimbursement. This expenditure consists of \$939,581.65 of CDBG Entitlement and \$257,922.12 of CDBG-CV.

I certify to the best of my knowledge and belief that the report is true, complete, and accurate, and the expenditures, disbursements and cash receipts are for the purposes and intent set forth in the award documents. I am aware that any false, fictitious, or fraudulent information may subject me to criminal, civil, or administrative penalties. (U.S. Code, Title 18, Section 1001)



U.S. Department of Housing and Urban Development
 Office of Community Planning and Development
 Integrated Disbursement and Information System
 CDBG Cash on Hand Quarterly Report
 Grantee: SAN DIEGO, CA

DATE: 09-24-22
 TIME: 15:40
 PAGE: 5

Report Start Date: 07/01/2021 Report End Date: 06/30/2022

SAN DIEGO, CA

Quarter Start Date: 4/1/2022 Quarter End Date: 6/30/2022

Submitted on 1/27/2022 4:04:04 PM by B56767 Shirley Reid

Federal Cash (Grant Funds)

1	Cash on hand at the beginning of the reporting period	\$2,226,636.88
2	Cash (grant funds) received through IDIS draw downs from the beginning of the reporting period through the end date of the reporting period	\$0.00
*	Amount of disbursements calculated by IDIS from the beginning of the reporting period through the end date of the reporting period	\$2,441,636.88
3	Cash (LA funds) returned to the local program account during the reporting period	\$0.00
4	Cash (grant funds) disbursed during the reporting period	\$2,226,636.88
5	Cash (LA funds) disbursed during the reporting period	\$0.00
6	Cash on Hand (sum of lines 1, 2, and 3 minus lines 4 & 5) at the end of the reporting period	\$0.00

Program Income

7	Program income (PI funds) on hand at the beginning of the reporting period	\$969,901.46
8	Program income (PI funds) received during the reporting period	\$16,910,881.97
9	Program income (PI funds) returned for ineligible costs etc. during the reporting period	\$0.00
10	Program income (PI funds) disbursed during the reporting period	\$15,707,019.39
11	Program income Cash on Hand (sum of lines 7, 8, and 9 minus line 10) at the end of the reporting period	\$2,173,764.04

Revolving Funds

12	Revolving funds (RL funds) cash on hand at the beginning of the reporting period	\$608,421.00
13	Revolving funds (RL funds) received during the reporting period	\$0.00
14	Revolving funds returned for ineligible costs etc. during the reporting period	\$0.00
15	Revolving funds (RL funds) disbursed during the reporting period	\$608,421.00
16	Revolving funds Cash on Hand (sum of lines 12, 13, and 14 minus line 15) at the end of the reporting	\$0.00

17	Total Cash on hand (line 6 + line 11 + line 16)	\$2,173,764.04
----	---	----------------

18. Remarks: Line 1 through 5 (City of San Diego draws down entitlement funds on a reimbursement basis. No advances):
 *\$1,683,830.78 in expenditure has been paid out through City General Fund as of 6/30/2022 and is pending reimbursement. This expenditure consists of \$1,295,885.54 of CDBG and \$387,945.24 of CDBG-CV.

I certify to the best of my knowledge and belief that the report is true, complete, and accurate, and the expenditures, disbursements and cash receipts are for the purposes and intent set forth in the award documents. I am aware that any false, fictitious, or fraudulent information may subject me to criminal, civil, or administrative penalties. (U.S. Code, Title 18, Section 1001)



U.S. Department of Housing and Urban Development
 Office of Community Planning and Development
 Integrated Disbursement and Information System
 CDBG-CV Cash on Hand Quarterly Report
 Grantee: SAN DIEGO, CA

DATE: 09-24-22
 TIME: 15:42
 PAGE: 1

Report Start Date: 07/01/2021 Report End Date: 06/30/2022

SAN DIEGO, CA		
Summary for 4 Quarters		
Federal Cash (CDBG-CV Grant Funds)		
1	Cash on hand (CDBG-CV funds) at the beginning of the reporting period	\$0.00
2	Cash (CDBG-CV funds) received through IDIS draw downs from the beginning of the reporting period through the end date of the reporting period	\$445,942.70
*	Amount of disbursements (CDBG-CV funds) calculated by IDIS from the beginning of the reporting period through the end date of the reporting period	\$717,024.96
3	Cash (CDBG-CV LA funds) returned to the local program account during the reporting period	\$0.00
4	Cash (CDBG-CV funds) disbursed during the reporting period	\$717,024.96
5	Cash (CDBG-CV LA funds) disbursed during the reporting period	\$0.00
6	Total Cash on Hand (CDBG-CV funds) (sum of lines 1, 2, and 3 minus lines 4 & 5) at the end of the reporting period	(\$271,082.26)



U.S. Department of Housing and Urban Development
 Office of Community Planning and Development
 Integrated Disbursement and Information System
 CDBG-CV Cash on Hand Quarterly Report
 Grantee: SAN DIEGO, CA

DATE: 09-24-22
 TIME: 15:42
 PAGE: 2

Report Start Date: 07/01/2021 Report End Date: 06/30/2022

SAN DIEGO, CA

Quarter Start Date: 7/1/2021

Quarter End Date: 9/30/2021

Submitted on 1/27/2022 4:04:04 PM by B56767 Shirley Reid

Federal Cash (CDBG-CV Grant Funds)

1	Cash on hand (CDBG-CV funds) at the beginning of the reporting period	\$0.00
2	Cash (CDBG-CV funds) received through IDIS draw downs from the beginning of the reporting period through the end date of the reporting period	\$0.00
*	Amount of disbursements (CDBG-CV funds) calculated by IDIS from the beginning of the reporting period through the end date of the reporting period	\$0.00
3	Cash (CDBG-CV LA funds) returned to the local program account during the reporting period	\$0.00
4	Cash (CDBG-CV funds) disbursed during the reporting period	\$0.00
5	Cash (CDBG-CV LA funds) disbursed during the reporting period	\$0.00
6	Total Cash on Hand (CDBG-CV funds) (sum of lines 1, 2, and 3 minus lines 4 & 5) at the end of the reporting period	\$0.00

18. Remarks: Line 1 through 5 (City of San Diego draws down entitlement funds on a reimbursement basis. No advances):
 *\$952,557.50 in expenditure has been paid out through City General Fund as of 09/30/2021 and is pending reimbursement. This expenditure consists of \$804,971.60 of CDBG Entitlement and \$147,585.90 of CDBG-CV.

I certify to the best of my knowledge and belief that the report is true, complete, and accurate, and the expenditures, disbursements and cash receipts are for the purposes and intent set forth in the award documents. I am aware that any false, fictitious, or fraudulent information may subject me to criminal, civil, or administrative penalties. (U.S. Code, Title 18, Section 1001)



U.S. Department of Housing and Urban Development
 Office of Community Planning and Development
 Integrated Disbursement and Information System
 CDBG-CV Cash on Hand Quarterly Report
 Grantee: SAN DIEGO, CA

DATE: 09-24-22
 TIME: 15:42
 PAGE: 3

Report Start Date: 07/01/2021 Report End Date: 06/30/2022

SAN DIEGO, CA

Quarter Start Date: 10/1/2021

Quarter End Date: 12/31/2021

Submitted on 1/27/2022 4:04:04 PM by B56767 Shirley Reid

Federal Cash (CDBG-CV Grant Funds)

1	Cash on hand (CDBG-CV funds) at the beginning of the reporting period	\$0.00
2	Cash (CDBG-CV funds) received through IDIS draw downs from the beginning of the reporting period through the end date of the reporting period	\$257,411.99
*	Amount of disbursements (CDBG-CV funds) calculated by IDIS from the beginning of the reporting period through the end date of the reporting period	\$257,411.99
3	Cash (CDBG-CV LA funds) returned to the local program account during the reporting period	\$0.00
4	Cash (CDBG-CV funds) disbursed during the reporting period	\$257,411.99
5	Cash (CDBG-CV LA funds) disbursed during the reporting period	\$0.00
6	Total Cash on Hand (CDBG-CV funds) (sum of lines 1, 2, and 3 minus lines 4 & 5) at the end of the reporting period	\$0.00

18. Remarks: Line 1 through 5 (City of San Diego draws down entitlement funds on a reimbursement basis. No advances):
 *\$620,467.42 in expenditure has been paid out through City General Fund as of 12/31/2021 and is pending reimbursement. This expenditure consists of \$501,796.06 of CDBG Entitlement and \$118,672.36 of CDBG-CV.

I certify to the best of my knowledge and belief that the report is true, complete, and accurate, and the expenditures, disbursements and cash receipts are for the purposes and intent set forth in the award documents. I am aware that any false, fictitious, or fraudulent information may subject me to criminal, civil, or administrative penalties. (U.S. Code, Title 18, Section 1001)



U.S. Department of Housing and Urban Development
 Office of Community Planning and Development
 Integrated Disbursement and Information System
 CDBG-CV Cash on Hand Quarterly Report
 Grantee: SAN DIEGO, CA

DATE: 09-24-22
 TIME: 15:42
 PAGE: 4

Report Start Date: 07/01/2021 Report End Date: 06/30/2022

SAN DIEGO, CA

Quarter Start Date: 1/1/2022 Quarter End Date: 3/31/2022

Submitted on 1/27/2022 4:04:04 PM by B56767 Shirley Reid

Federal Cash (CDBG-CV Grant Funds)		
1	Cash on hand (CDBG-CV funds) at the beginning of the reporting period	\$0.00
2	Cash (CDBG-CV funds) received through IDIS draw downs from the beginning of the reporting period through the end date of the reporting period	\$188,530.71
*	Amount of disbursements (CDBG-CV funds) calculated by IDIS from the beginning of the reporting period through the end date of the reporting period	\$188,530.71
3	Cash (CDBG-CV LA funds) returned to the local program account during the reporting period	\$0.00
4	Cash (CDBG-CV funds) disbursed during the reporting period	\$188,530.71
5	Cash (CDBG-CV LA funds) disbursed during the reporting period	\$0.00
6	Total Cash on Hand (CDBG-CV funds) (sum of lines 1, 2, and 3 minus lines 4 & 5) at the end of the reporting period	\$0.00

18. Remarks: Line 1 through 5 (City of San Diego draws down entitlement funds on a reimbursement basis. No advances):
 *\$1,197,503.77 in expenditure has been paid out through City General Fund as of 3/31/2022 and is pending reimbursement. This expenditure consists of \$939,581.65 of CDBG Entitlement and \$257,922.12 of CDBG-CV.

I certify to the best of my knowledge and belief that the report is true, complete, and accurate, and the expenditures, disbursements and cash receipts are for the purposes and intent set forth in the award documents. I am aware that any false, fictitious, or fraudulent information may subject me to criminal, civil, or administrative penalties. (U.S. Code, Title 18, Section 1001)



U.S. Department of Housing and Urban Development
 Office of Community Planning and Development
 Integrated Disbursement and Information System
 CDBG-CV Cash on Hand Quarterly Report
 Grantee: SAN DIEGO, CA

DATE: 09-24-22
 TIME: 15:42
 PAGE: 5

Report Start Date: 07/01/2021 Report End Date: 06/30/2022

SAN DIEGO, CA

Quarter Start Date: 4/1/2022 Quarter End Date: 6/30/2022

Submitted on 1/27/2022 4:04:04 PM by B56767 Shirley Reid

Federal Cash (CDBG-CV Grant Funds)		
1	Cash on hand (CDBG-CV funds) at the beginning of the reporting period	\$271,082.26
2	Cash (CDBG-CV funds) received through IDIS draw downs from the beginning of the reporting period through the end date of the reporting period	\$0.00
*	Amount of disbursements (CDBG-CV funds) calculated by IDIS from the beginning of the reporting period through the end date of the reporting period	\$271,082.26
3	Cash (CDBG-CV LA funds) returned to the local program account during the reporting period	\$0.00
4	Cash (CDBG-CV funds) disbursed during the reporting period	\$271,082.26
5	Cash (CDBG-CV LA funds) disbursed during the reporting period	\$0.00
6	Total Cash on Hand (CDBG-CV funds) (sum of lines 1, 2, and 3 minus lines 4 & 5) at the end of the reporting period	\$0.00

18. Remarks: Line 1 through 5 (City of San Diego draws down entitlement funds on a reimbursement basis. No advances):
 *\$1,683,830.78 in expenditure has been paid out through City General Fund as of 6/30/2022 and is pending reimbursement. This expenditure consists of \$1,295,885.54 of CDBG and \$387,945.24 of CDBG-CV.

I certify to the best of my knowledge and belief that the report is true, complete, and accurate, and the expenditures, disbursements and cash receipts are for the purposes and intent set forth in the award documents. I am aware that any false, fictitious, or fraudulent information may subject me to criminal, civil, or administrative penalties. (U.S. Code, Title 18, Section 1001)



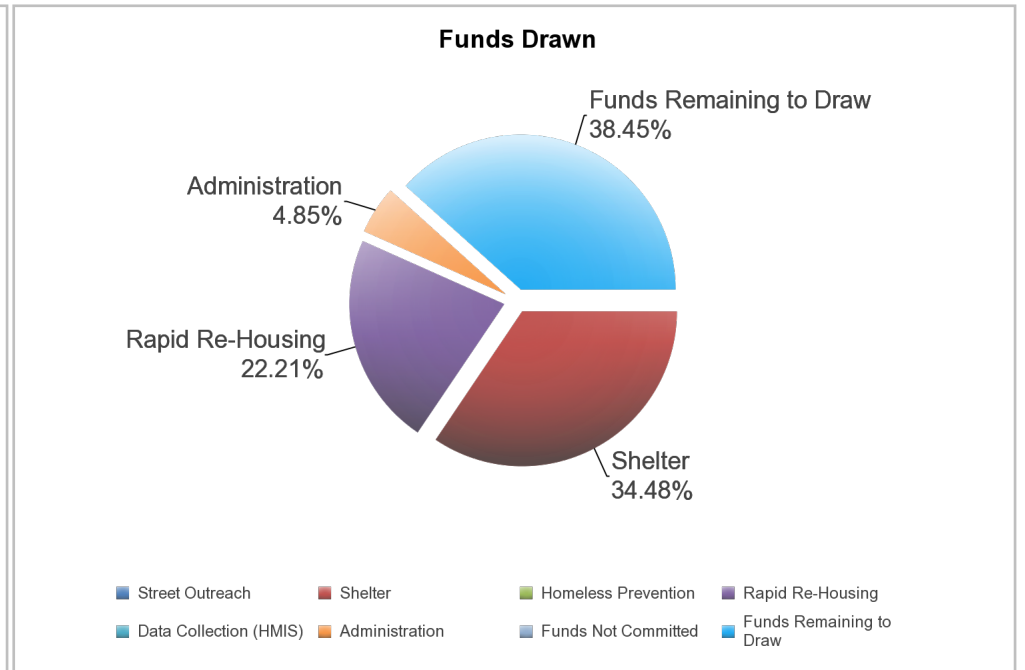
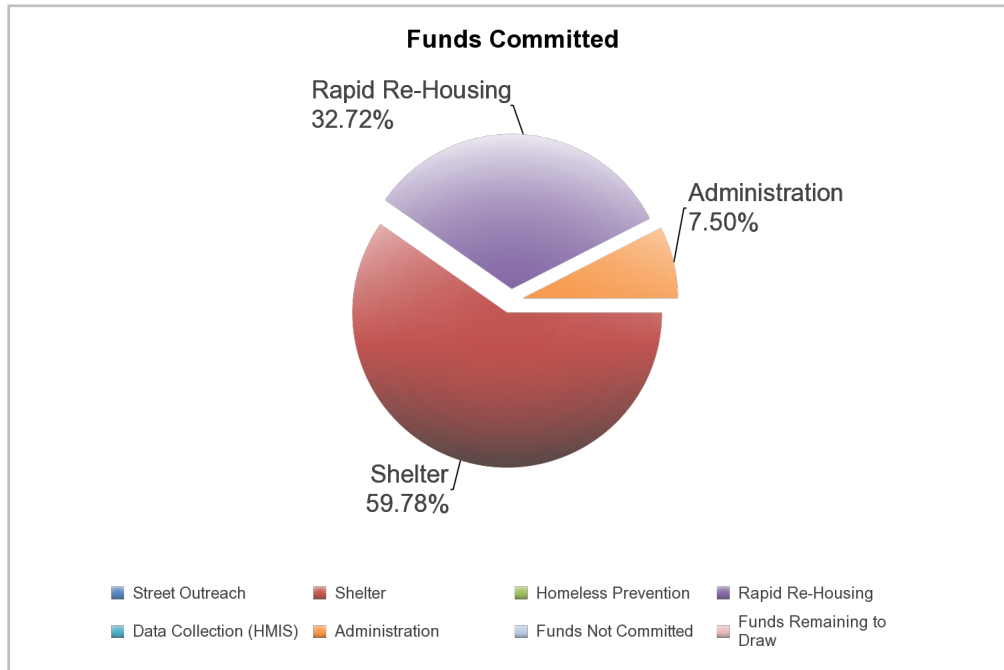
SAN DIEGO, CA
 2021

ESG Program Level Summary

Grant Number	Total Grant Amount	Total Funds Committed	Total Funds Available to Commit	% of Grant Funds Not Committed	Grant Funds Drawn	% of Grant Funds Drawn	Available to Draw	% Remaining to Draw
E21MC060542	\$1,047,275.00	\$1,047,275.00	\$0.00	0.00%	\$644,555.19	61.55%	\$402,719.81	38.45%

ESG Program Components

Activity Type	Total Committed to Activities	% of Grant Committed	Drawn Amount	% of Grant Drawn
Street Outreach	\$0.00	0.00%	\$0.00	0.00%
Shelter	\$626,111.00	59.78%	\$361,115.18	34.48%
Homeless Prevention	\$0.00	0.00%	\$0.00	0.00%
Rapid Re-Housing	\$342,619.00	32.72%	\$232,645.58	22.21%
Data Collection (HMIS)	\$0.00	0.00%	\$0.00	0.00%
Administration	\$78,545.00	7.50%	\$50,794.43	4.85%
Funds Not Committed	\$0.00	0.00%	\$0.00	0.00%
Funds Remaining to Draw	\$0.00	0.00%	\$402,719.81	38.45%
Total	\$1,047,275.00	100.00%	\$1,047,275.00	100.00%





U.S. Department of Housing and Urban Development
 Office of Community Planning and Development
 Integrated Disbursement and Information System
 PR91 - ESG Financial Summary

DATE: 09-24-22
 TIME: 15:35
 PAGE: 2

SAN DIEGO, CA
 2021

24-Month Grant Expenditure Deadline

All of the recipient's grant must be expended for eligible activity costs within 24 months after the date HUD signs the grant agreement with the recipient. Expenditure means either an actual cash disbursement for a direct charge for a good or service or an indirect cost or the accrual of a direct charge for a good or service or an indirect cost. This report uses draws in IDIS to measure expenditures. HUD allocated Fiscal Year 2011 ESG funds in two allocations. For FY2011, this Obligation Date is the date of the first allocation. This report does not list the Obligation Date, does not calculate the Expenditure Deadline, and does not track the Days Remaining for the FY 2011 second allocation.

Grant Amount: \$1,047,275.00

Grant Number	Draws to Date	HUD Obligation Date	Expenditure Deadline	Days Remaining to Meet Requirement Date	Expenditures Required
E21MC060542	\$644,555.19	10/27/2021	10/27/2023	398	\$402,719.81

60% Cap on Emergency Shelter and Street Outreach

The cap refers to the total amount of the recipient's fiscal year grant, allowed for emergency shelter and street outreach activities, is capped at 60 percent. This amount cannot exceed the greater of: (1) 60% of the overall grant for the year; or, (2) the amount of Fiscal Year 2010 ESG funds committed for homeless assistance activities. (Note: the HESG-CV grants are currently exempt from the 60% funding cap restrictions.)

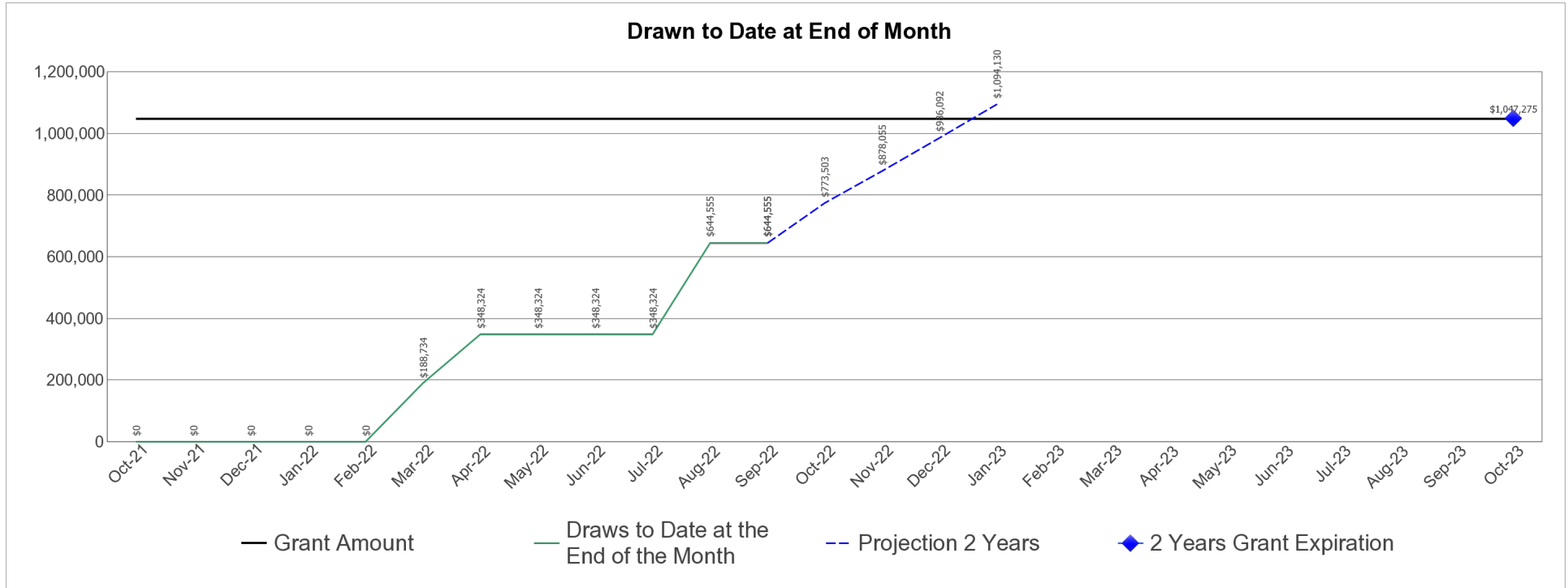
Amount Committed to Shelter	Amount Committed to Street Outreach	Total Amount Committed to Shelter and Street Outreach	% Committed to Shelter and Street Outreach	2010 Funds Committed to Homeless Assistance Activities	Total Drawn for Shelter and Street Outreach	% Drawn for Shelter and Street Outreach
\$626,111.00	\$0.00	\$626,111.00	59.78%	\$660,147.00	\$361,115.18	34.48%



SAN DIEGO, CA
 2021

ESG Draws By Month (at the total grant level):

Grant Amount: 1,047,275.00



ESG Draws By Quarter (at the total grant level):

Quarter End Date	Draws for the Quarter	Draws to Date at the End of the Quarter	% Drawn for the Quarter	% Drawn to Date at End of Quarter
12/31/2021	\$0.00	\$0.00	0.00%	0.00%
03/31/2022	\$188,734.42	\$188,734.42	18.02%	18.02%
06/30/2022	\$159,589.47	\$348,323.89	15.24%	33.26%
09/30/2022	\$296,231.30	\$644,555.19	28.29%	61.55%



U.S. Department of Housing and Urban Development
Office of Community Planning and Development
Integrated Disbursement and Information System
PR91 - ESG Financial Summary

DATE: 09-24-22
TIME: 15:35
PAGE: 4

SAN DIEGO, CA
2021

ESG Subrecipient Commitments and Draws by Activity Category :

Subrecipient	Activity Type	Committed	Drawn
SAN DIEGO	Shelter	\$626,111.00	\$361,115.18
	Rapid Re-Housing	\$342,619.00	\$232,645.58
	Administration	\$78,545.00	\$50,794.43
	Total	\$1,047,275.00	\$644,555.19
	Total Remaining to be Drawn	\$0.00	\$402,719.81
	Percentage Remaining to be Drawn	\$0.00	38.45%



U.S. Department of Housing and Urban Development
Office of Community Planning and Development
Integrated Disbursement and Information System
PR91 - ESG Financial Summary

DATE: 09-24-22
TIME: 15:35
PAGE: 5

SAN DIEGO, CA
2021

ESG Subrecipients by Activity Category

Activity Type	Subrecipient
Shelter	SAN DIEGO
Rapid Re-Housing	SAN DIEGO
Administration	SAN DIEGO