



THE CITY OF SAN DIEGO



ANNUAL REPORT

for Fiscal Year 2019

FIRST SAN DIEGO RIVER IMPROVEMENT PROJECT MAINTENANCE ASSESSMENT DISTRICT

under the provisions of the

**San Diego Maintenance Assessment District Procedural Ordinance
of the San Diego Municipal Code**

Prepared For
City of San Diego, California



Prepared By
EFS Engineering, Inc.
P.O. Box 22370
San Diego, CA 92192-2370
(858) 752-3490

May 2018

CITY OF SAN DIEGO

Mayor

Kevin Faulconer

City Council Members

Barbara Bry
District 1 (Council President Pro Tem)

Lorie Zapf
District 2

Chris Ward
District 3

Myrtle Cole
District 4 (Council President)

Mark Kersey
District 5

Chris Cate
District 6

Scott Sherman
District 7

David Alvarez
District 8

Georgette Gómez
District 9

City Attorney

Mara W. Elliott

Chief Operating Officer

Kris Michell

City Clerk

Elizabeth Maland

Independent Budget Analyst

Andrea Tevlin

City Engineer

James Nagelvoort

Table of Contents

Annual Report for Fiscal Year 2019
First San Diego River Improvement Project
Maintenance Assessment District

Preamble.....	1
Executive Summary	2
Background	3
District Boundary	3
Project Description.....	3
Separation of General and Special Benefits.....	4
Cost Estimate.....	5
Annual Cost-Indexing	5
Method of Apportionment.....	5
Estimated Benefit of Improvements.....	5
Apportionment Methodology	7
Allocation of Costs.....	7
Land Use.....	8
Residential – Condominium.....	9
Street/Roadway	9
Undevelopable.....	9
Flood Control/Safety Apportionment Method	10
Flood Control/Safety Special Benefit Area.....	10
Composite Benefit Factor.....	11
Community Aesthetics Apportionment Method ...	14
Zone Factor.....	14
Summary Results.....	15

EXHIBITS

Exhibit A: District Boundary

Exhibit B: Estimated Budget – Revenue & Expense Statement
for Fiscal Year 2019

Exhibit C: Preliminary Assessment Roll for Fiscal Year 2019

Annual Report for Fiscal Year 2019

First San Diego River Improvement Project

Maintenance Assessment District

Preamble

Pursuant to §65.0220 of the “San Diego Maintenance Assessment District Procedural Ordinance” (being Division 2, Article 5, Chapter 6 of the *San Diego Municipal Code*) and City of San Diego Council Resolution No. R-310618 passed on July 22, 2016, authorizing the continued levy of assessments for the life of the FIRST SAN DIEGO RIVER IMPROVEMENT PROJECT MAINTENANCE ASSESSMENT DISTRICT (hereinafter referred to as “District”), and in accordance with applicable provisions of “Proposition 218” (being Article XIID of the California Constitution), and provisions of the “Proposition 218 Omnibus Implementation Act” (being California Senate Bill 919) (the aforementioned provisions are hereinafter referred to collectively as “applicable law”), and in accordance with Resolution No. _____, adopted by the CITY COUNCIL OF THE CITY OF SAN DIEGO, COUNTY OF SAN DIEGO, STATE OF CALIFORNIA, and in connection with the annual proceedings for the District, EFS Engineering, Inc., as Assessment Engineer to the City of San Diego, submits herewith this annual report for the District as required by §65.0220 of the “San Diego Maintenance Assessment District Procedural Ordinance.”

DATE OF FINAL PASSAGE BY THE CITY OF SAN DIEGO,
COUNTY OF SAN DIEGO, STATE OF CALIFORNIA, ON THE
_____ DAY OF _____, 2018.

Elizabeth Maland, CITY CLERK
CITY OF SAN DIEGO
STATE OF CALIFORNIA

Executive Summary

Project: First San Diego River Improvement Project
Maintenance Assessment District

Apportionment Method: Equivalent Benefit Area (EBA)

	FY 2018	FY 2019 ⁽¹⁾	Maximum ⁽²⁾ Authorized
Total Parcels Assessed:	2,017	2,017	--
Total Estimated Assessment:	\$156,538	\$156,538	--
Total Number of EBAs:			--
<i>Aesthetics Zone 1</i>	93.83	93.83	
<i>Aesthetics Zone 2</i>	91.12	91.12	
<i>Flood Control</i>	19.12	19.12	
Assessment Per EBA:			
<i>Aesthetics</i>	\$422.94	\$422.94	\$676.15 ⁽³⁾
<i>Flood Control</i>	\$4,096.84	\$4,096.84	\$6,549.82 ⁽³⁾

⁽¹⁾ FY 2019 is the City's Fiscal Year 2019, which begins July 1, 2018 and ends June 30, 2019. Total Parcels Assessed, Total Estimated Assessment, and assessment apportionment factors may vary from prior fiscal year values due to parcel changes and/or land use re-classifications.

⁽²⁾ Maximum authorized assessment rate subject to cost-indexing as approved by property owners at the time of District formation.

⁽³⁾ Prior fiscal year's maximum authorized annual assessment rate increased by cost-indexing factor of 2.76%.

Annual Cost-Indexing: The maximum authorized assessment rates are cost-indexed and will increase (or decrease) annually based on the annual change in the *San Diego Consumer Price Index for Urban Consumers* (SDCPI-U).

Background

The First San Diego River Improvement Project Maintenance Assessment District (District), originally known as the “First San Diego River Improvement Project Landscape Maintenance District,” was established by the City of San Diego (City) on June 2, 1987 by City Council Resolution R-268499. The District was subsequently re-formed on July 21, 1998 by City Council Resolution R-290469 primarily for purposes of compliance with Proposition 218 and to permit future cost-indexing. The purpose of the District was, and still is, to fund specifically identified improvements and activities within the boundary of the District.

In conformity with §65.0221 of the “San Diego Maintenance Assessment District Procedural Ordinance,” the City adopted Resolution No. R-310618 on July 22, 2016, approving the annual budget and assessments for Fiscal Year 2017, and authorizing the levy of the assessments for the life of the District, consistent with the benefit findings and assessment apportionment method contained in the approved formational and all subsequently updated Engineer’s Reports (Engineer’s Reports). The Engineer’s Reports are on file with the City Clerk, and incorporated herein by reference.

The District is authorized and administered under the provisions of the “San Diego Maintenance Assessment District Procedural Ordinance.” This annual report has been prepared pursuant to the requirements of §65.0220 of the “San Diego Maintenance Assessment District Procedural Ordinance.”

District Boundary

The District boundary is generally depicted in **Exhibit A**. The District Boundary Map and Assessment Diagram are on file in the Maintenance Assessment Districts section of the Parks and Recreation Department of the City, and, by reference, are made a part of this annual report.

Project Description

The authorized assessments will be used to fund specifically identified improvements and activities within the District. The District improvements and activities generally consist of the following:

River Channel

- Dredging of the river bottom to be conducted every five (5) years or as necessary to maintain the flow capacity of the river.

- Revegetation and wildlife monitoring and reporting as required by State and Federal permits issued in conjunction with the First San Diego River Improvement Project (FSDRIP).
- General landscape maintenance, monitoring and revegetation as necessary.
- Maintenance and repair of the irrigation system as necessary.
- Trash and debris clean up.
- Restoration work in the event of embankment erosion affecting the channel, the river islands or the buffer zone.

Buffer Zone

- General landscape maintenance, monitoring and revegetation as necessary.
- Maintenance and repair of the irrigation system as necessary.
- Trash and debris clean up.
- Maintenance of picnic tables, benches and trash receptacles as needed.

The approximate location of the improvements is generally shown in **Figure 1**.

For additional detail as to the location, type of improvements, and activities performed by the District, please refer to the maps, improvement plans, engineering drawings, maintenance specifications, the Engineer’s Reports and other associated documents on file with the Maintenance Assessment Districts section of the Parks and Recreation Department of the City. These documents, collectively, are incorporated herein by reference and made part of this annual report.

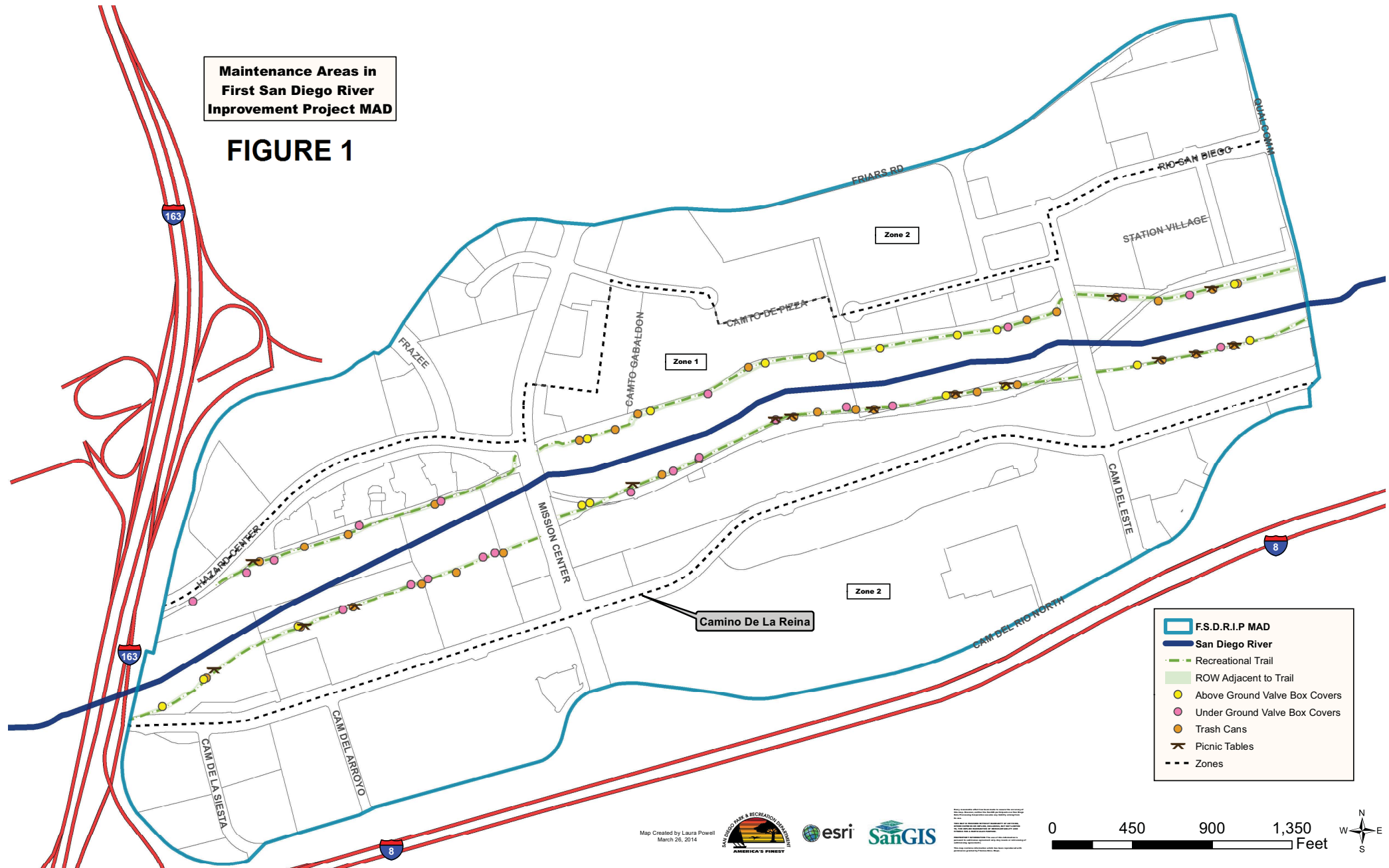
Separation of General and Special Benefits

The identified improvements and activities provide benefits to the parcels located within the District. These benefits are “special benefits” to the extent that they are above and beyond the City’s standard level of service, and exclusive of those “general benefits” provided to the public at large or properties located outside the District. By law, only “special benefits” are assessable.

The assessments presented in this annual report are based on the cost of improvements and activities determined to provide “special benefits” in accordance with the Engineer’s Reports. For additional detail relative to the separation and quantification of general and special benefits for the District, please refer to the Engineer’s Reports, on file with the Maintenance Assessment Districts section of the Parks and Recreation Department of the City.

**Maintenance Areas in
First San Diego River
Improvement Project MAD**

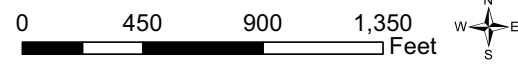
FIGURE 1



Map Created by Laura Powell
March 26, 2014



SanGIS is a registered trademark of Esri. All other trademarks are the property of their respective owners. This map is for informational purposes only and does not constitute a warranty or representation of any kind. Esri and SanGIS are not responsible for any errors or omissions on this map. The information on this map is subject to change without notice. For more information, please contact Esri or SanGIS.



Cost Estimate

The estimated annual budget (Revenue & Expense Statement) for Fiscal Year 2019 (July 1, 2018 to June 30, 2019 period) is included as **Exhibit B**. The “Other Contributions (Non Assessment Source)” revenue contained in the budget includes the value of improvements and activities determined to provide “general benefits.” The District budget with full detail is available for public reference in the Maintenance Assessment Districts section of the Parks and Recreation Department of the City.

Prior to Fiscal Year 1999, funds for anticipated dredging operations were collected on an annual basis and set aside in reserve until needed. In Fiscal Year 1999, property owners within the District voted to suspend annual replenishment of the Dredging Reserve Fund, until such time as the current fund is depleted (or upon determination of insufficiency of the fund balance). At such time as the depletion of the reserve fund (or upon determination of insufficiency of the fund balance), an increase of assessments would be required to replenish or increase the Dredging Reserve Fund. Under applicable law, this action would require ballot approval of the property owners.

Annual Cost-Indexing

The maximum authorized assessment set forth in the Engineer’s Reports is permitted to increase annually based on the published change in the “San Diego Consumer Price Index for Urban Consumers” (SDCPI-U). The annual change in second half SDCPI-U values, as compiled by the *U.S. Bureau of Labor Statistics* (see www.bls.gov), for the prior year period was from 276.837 to 284.464 (a 2.76% increase). In accordance with the approved cost-indexing provisions, the maximum authorized assessment rates have been increased by 2.76%.

Method of Apportionment

Estimated Benefit of Improvements

The Open Space section of the City’s Mission Valley Community Plan and the general Market Objectives section of the First San Diego River Improvement Project Specific Plan establish several goals for the San Diego River system. The improvements and activities are to enhance Mission Valley as a regional commercial center as well as attract residential development. It is intended that the variety of mixed uses will not only attract current San Diego residents to Mission Valley, but visitors and companies from across the country. Enhancement of the

river system being maintained by this District is consistent with the plans' goals for flood safety, pleasing aesthetics, and enhancement/preservation of the natural habitat and resources provided by the San Diego River.

Mission Valley (Valley) is primarily an urbanized commercial center with varying mixed uses including high-density residential uses. The San Diego River is the most prominent open space element in the Valley and is a significant aesthetic and economic asset to the community. It provides visual and physical relief from the intensifying urbanization of the Valley. As a linear green space, the river corridor unifies the community, accentuating the natural setting of the Valley. The river also provides opportunity for recreational uses. With the limited number of parks in this area, the linear pathways, benches, picnic tables, and other improvements constructed and maintained by FSDRIP provide the community its most significant public recreational area.

Construction of FSDRIP flood control channel improvements has benefited specific parcels by controlling flooding and reducing the floodway width, which has generated additional land area outside the floodway and above the 100-year flood plain. These new land areas are now suitable for development. Existing developed lands subjected to potential flooding by a certain potential frequency of flood have experienced a reduction in the potential frequency of flooding. The lands benefiting from improvement of the flood control channel was determined by review of engineering flood maps. These maps were also used to determine the varying levels of benefit received by review of the various classifications of flood zones. Those parcels within the District that are not subject to potential flooding do not benefit from the flood control/safety aspect of the improvements maintained by the District.

The project and subsequent maintenance have also provided a walking/jogging/biking trail, picnic tables, park benches, enhanced open space, an enhanced linear view corridor, and enhancement/preservation of the river's natural habitat and resources. The trails are a significant component of the Valley's pedestrian circulation system and recreational system. These improvements and activities are not essential to the functionality of a flood control channel. These improvements and activities are amenities that provide pleasing aesthetics, community recreational uses and an enhanced community identity to a greater area than the area benefiting from just flood protection. The greater area benefiting from these District activities has been limited to the Community Plan Development Intensity District G and those portions of Districts H and I lying westerly of Qualcomm Way. Major transportation corridors divide the Valley into

several districts. The major transportation corridors (Interstate 8, State Route 163, Friars Road along with the easterly limits of FSDRIP, and Qualcomm Way) provide the boundary of this greater area of benefit.

In conclusion, there are two distinct sets of benefits and two distinct sets of parcels which have distinct special benefits conferred upon them. All parcels within the District benefit from the aesthetic enhancement, natural resource preservation, and recreational use of the San Diego River system and the enhanced community image provided by the District improvements and activities. A subset of parcels within the District boundary receives flood control benefits.

Apportionment Methodology

As previously stated, special benefit received from the maintenance of the FSDRIP improvements is comprised of two components.

Flood Control/Safety – By containing the 100-year frequency flood levels and bettering other flood zones the FSDRIP channel provides greater public safety, has reduced the economic damage associated with flooding, and has allowed additional development to occur in areas previously restricted from any economic benefit. Maintenance of the river channel and vegetation insure the integrity of the system.

Community Aesthetics – The linear, river open space provides both a physical and visual relief from the existing urban development, preservation/enhancement of natural habitat and resources, new opportunities for recreational uses, and enhancement of the community’s aesthetic and image.

The total cost associated with District improvement and activities will be assessed to the various parcels in proportion to the sum of the special benefit assessment for Flood Control/Safety and the special benefit assessment for Community Aesthetics Enhancement as shown in the following equation:

Total Assessment = Flood Control/Safety Assessment + Community Aesthetics Enhancement Assessment
--

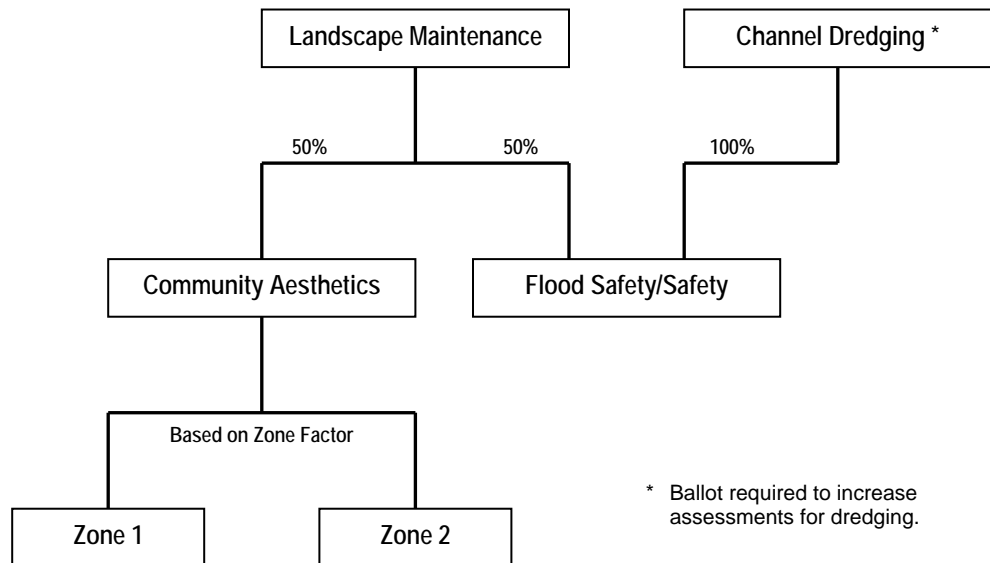
Allocation of Costs

All costs associated with dredging, monitoring of silt conditions, and maintenance of appurtenant drainage facilities shall be allocated to the Flood Control/Safety component of assessments. No funds from the current year assessments are allocated for these functions. All dredging, monitoring of silt conditions, and maintenance of

appurtenant drainage facilities for the current year, if needed, will be funded from the Dredging Reserve Fund.

Costs associated with maintenance of the landscaping/vegetation are associated with both the Flood Control/Safety component and the Community Aesthetics Enhancement component. Maintenance of the vegetation is essential to the proper function of the flood channel and fulfillment of the project’s permit/mitigation requirements. The same landscaping/vegetation is the key element to the enhancement of the community aesthetics and natural habitat/resource preservation. Areas specific to one functional component cannot be separated from areas specific to the other functional component through engineering analysis. Both components benefit mutually from the maintenance of all landscaping/vegetation maintained by the District. Therefore, costs associated with maintenance of the landscaping/vegetation have been allocated fifty percent (50%) to the Flood Control/Safety component and fifty percent (50%) to the Community Aesthetics component. **Figure 2** illustrates the allocation of District costs.

FIGURE 2: Cost Allocation



Land Use

All parcels within the District have been assigned a land use/zoning classifications. **Table 1** summarizes the various land use/zoning classifications and illustrates those that receive special benefit from the improvements and activities and those land uses that have been determined to not receive benefit from the improvements and activities.

TABLE 1: Land Use Classifications and Codes

Land Use/Zoning	Code	Special Benefit Received
Residential – Condominium	CND	As described below
Residential – Multi-Family & Apartment	MFR	As described below
Commercial – Office & Retail	COM	As described below
Industrial & Institutional	IND	As described below
Open Space	OSP	None
Street/Roadway	STR	None
Undevelopable	UND	None

Residential – Condominium

Condominium parcels have been segregated by condominium development. The aggregate area of each development has been divided by the total number of condominiums within the development. Each condominium has been assigned an average parcel area, which is common for each condominium for each development.

Street/Roadway

While those traveling streets and roadways enjoy the District improvements and activities during their travel, the actual benefit of this enjoyment does not accrue to the land underlying the streets and roads. Accordingly, the Street/Roadway category receives no benefit and has been assigned a Land Use Factor of zero.

The Metropolitan Transit Development Board’s (MTDB) Light Rail Vehicle right-of-way is considered a public right-of-way similar to public streets and has been determined to not receive benefit. These areas held in easement by MTDB have been removed from a parcel’s total area for assessment calculations.

Undevelopable

Areas classified undevelopable are areas of a parcel with the floodway area and have been removed from a parcels total area for an assessment calculation.

Flood Control/Safety Apportionment Method

The Flood Control/Safety assessment is a function of the portion(s) of a parcel’s area (or condominium unit area discussed later) enhanced by a change(s) of flood zone classification (termed Special Benefit Area) multiplied by an assigned Benefit Factor. As some parcels include portions that differ in change of flood zone classification and/or have a combination of areas with flood zone changes, for each affected parcel a Composite Benefit Factor is calculated as the area-weighted average of the Benefit Factor for all flood zone classification areas of change. The Special Benefit Area is multiplied by the Composite Benefit Factor to determine the Flood Control/Safety Equivalent Benefit Area (EBAs) of a parcel. A parcel’s total EBAs is multiplied by a Unit Cost, which is each EBAs proportional share of costs allocated to Flood Control/Safety in relation to all EBAs within the District. The result is the parcel’s Flood Control/Safety assessment. Calculation of the Flood Control/Safety assessment is depicted in the following equations:

$$\begin{array}{c} \text{Flood Control/Safety Assessment} \\ = \\ \text{Flood Control/Safety Equivalent Benefit Area (EBA) x Unit Cost} \end{array}$$

$$\begin{array}{c} \text{Unit Cost} \\ = \\ \frac{\text{Total Flood Control/Safety Cost Allocation}}{\text{Total Flood Control/Safety Equivalent Benefit Area}} \end{array}$$

$$\begin{array}{c} \text{Flood Control/Safety Equivalent Benefit Area (EBA)} \\ = \\ \text{Special Benefit Area x Composite Benefit Factor} \end{array}$$

$$\begin{array}{c} \text{Composite Benefit Factor} \\ = \\ \frac{\text{Benefit Factor}_1 \times (\text{Benefit Area}_1 + \text{Benefit Area}_2)}{\text{Benefit Area}_1 + \text{Benefit Area}_2} \\ + \\ \frac{\text{Benefit Factor}_2 \times (\text{Benefit Area}_2 + \text{Benefit Area}_1)}{\text{Benefit Area}_1 + \text{Benefit Area}_2} \\ + \\ \text{etc.} \end{array}$$

Flood Control/Safety Special Benefit Area

The special benefit realized by a parcel, in the Flood Control/Safety component, is the enhancement of a given area’s flood zone classification. An enhancement of flood zone classification can increase the safety and economic use of an area. Identification of such areas has been determined through the use of the Flood Insurance Rate Maps (FIRM) prepared by the Federal Emergency Management Agency.

The 1983 FIRM map shows the various flood zone boundaries in a

pre-FSDRIP condition. The 1997 FIRM map reflects the changes to the flood zone boundaries between Qualcomm Way and State Route 163 as a result of the construction of FSDRIP improvements. Combining (intersecting) the two maps illustrates the areas which experienced a change/enhancement in flood zone classification and received the resulting Flood Control/Safety special benefit. These areas are shown in **Figure 3**.

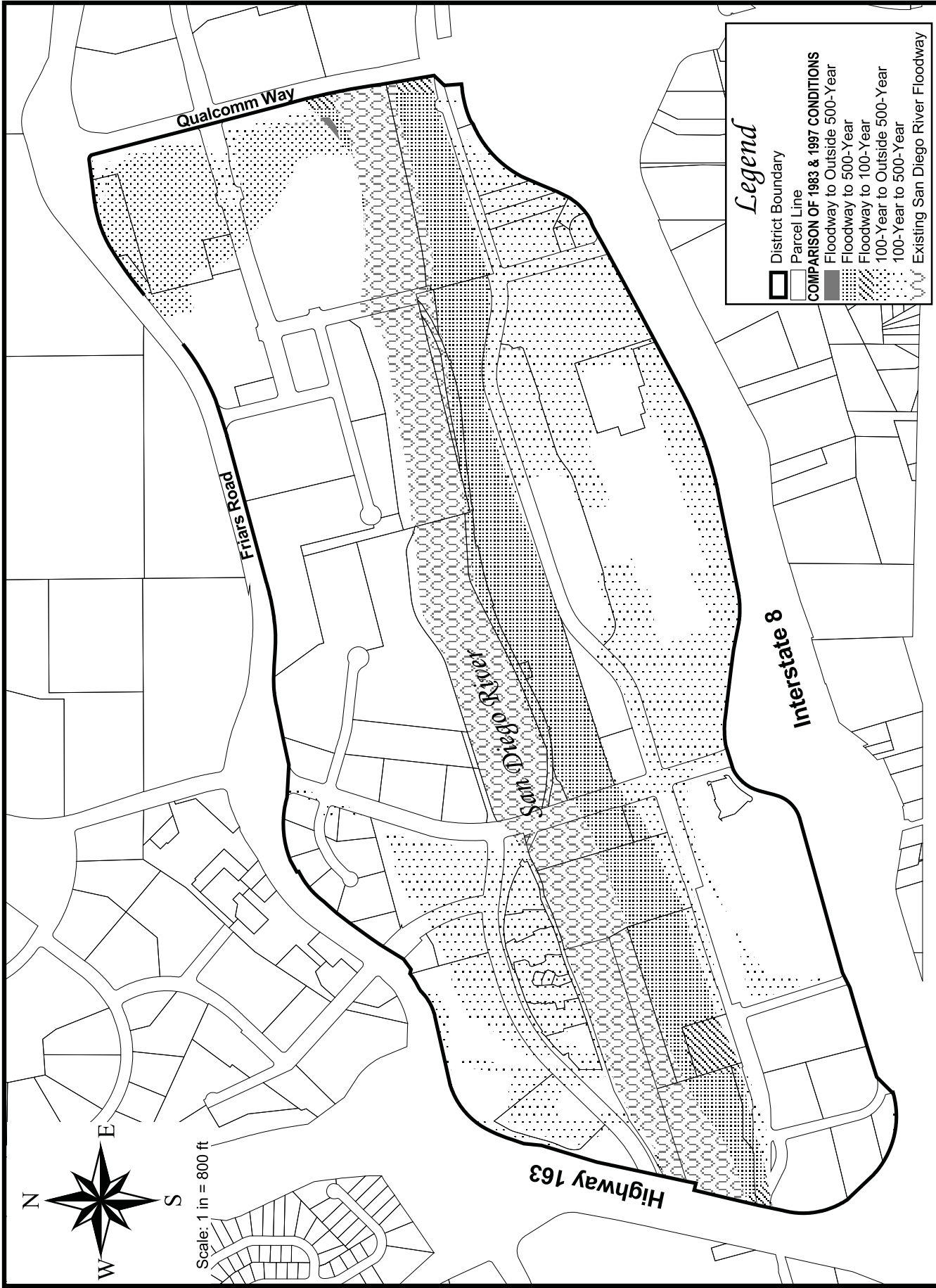
Composite Benefit Factor

The Composite Benefit Factor is the weighted average of a parcel's Benefit Factors times the Special Benefit Area. **Table 2** details the effect of a flood zone classification, the benefits changes/enhancement in flood zone classification, and the Benefit Factors assigned to each change in flood zone classification. The Benefit Factors assigned estimate the proportional economic and safety benefit from a change in flood zone classification, relative to other such changes.

The four basic flood zone classifications within the District are the Floodway Zone, 100-year Flood Zone, 500-year Flood Zone, and Outside the 500-year Flood Zone. As a result of improvements to the San Diego River through FSDRIP, zone classifications of various parcels within the District have changed. Zone classification changes have been given a rating that is based upon the magnitude of benefit realized.

The maximum achievable degree of benefit, from the Floodway Zone to Outside the 500-year Flood Zone, is assigned a relative benefit value of 100. Property that was within the Floodway and is now classified to be within the 100-year Flood Zone is given a relative benefit value of 75. A zone classification change from the 100-year to the 500-year is given a relative benefit value of 20 and from the 500-year Zone to Outside 500-year is given a relative benefit value of 5. A portion of property that has changed from the Floodway to the 500-year Zone is given a relative benefit value of 75 plus 20, or 95.

There are five possible combinations of Flood Zone classification changes (as shown in **Table 2**) with the sum of total relative benefit values of 315. Each Flood Control/Safety Benefit Factor is calculated as the ratio of relative benefit divided by 315. With respect to the preceding example above, 95 divided by 315 equals a Benefit Factor of 0.30. **Table 2** details the effect of the varying flood zone classifications on an area and the magnitude of benefit for moving from one zone to another.



First San Diego River Improvement Project Flood Control & Landscape Maintenance District

FLOOD CONTROL/SAFETY BENEFIT AREAS

FIGURE 3

TABLE 2: Flood Control/Safety Benefit Factors

Within Floodway	Within 100-Year Flood Zone	Within 500-Year Flood Zone	Outside 500-Year Flood Zone
<ul style="list-style-type: none"> No Economic Benefit from Land Restricted from Development 	<ul style="list-style-type: none"> Can Develop with Certain Restrictions – Building Above 100-Year Level Remainder of Parcel Subject to Flooding Flood Insurance Required to Finance 	<ul style="list-style-type: none"> No Flood Related Building Restrictions Lesser Potential for Flooding Flood Insurance not Required to Finance 	<ul style="list-style-type: none"> Negligible Risk of Flooding No Flood Related Restrictions

Benefit Factor	Relative Benefit Value Scale			Total
	75	20	5	
0.32	75	20	5	100
0.30	75	20		95
0.24	75			75
0.08		20	5	25
0.06		20		20
1.00	TOTAL		TOTAL	315

The following is a sample parcel calculation, which illustrates the operation of these factors and formulas.

Sample Flood Control/Safety Assessment Calculation

The District includes a 3.25-acre parcel called XYZ that has partially benefited from the Flood Control/Safety improvements made to the San Diego River. A portion of XYZ (0.76 acres) was within the floodway, and as a result of FSDRIP, has moved to the 500-year flood zone. Another portion of XYZ (0.21 acres) has realized the benefit of moving from the floodway to the 100-year flood zone. The remainder of parcel XYZ (2.28 acres) realizes no change in benefit from the improvements, and is not included in the Flood Control/Safety benefit area calculation. The following sample calculation demonstrates the methodology used to determine the total Flood Control/Safety assessment for parcel XYZ:

Total Parcel Area: 3.25 ac.

Benefit Area (floodway to the 500-yr. flood plain): 0.76 ac.
Corresponding Benefit Factor (from Table 2): 0.30

Benefit Area (floodway to the 100-yr. flood plain): 0.21 ac.
Corresponding Benefit Factor (from Table 2): 0.24

Total Flood Control/Safety EBAs for District: 19.12175 ac.

Total Flood Control/Safety Cost Allocation: \$78,338

Composite Benefit Factor:
 $= ((0.30 \times 0.76) \div (0.76 + 0.21)) + ((0.24 \times 0.21) \div (0.76 + 0.21)) = 0.2870$

Flood Control/Safety Equivalent Benefit Area:
 $= 0.2870 \times (0.76 + 0.21) = 0.2784$

Flood Control/Safety Unit Cost:
 $= \$78,338 \div 19.12175 = \$4,096.84$

Flood Control/Safety Assessment:
 $= 0.2784 \times \$4,096.84 = \$1,140.56$

Community Aesthetics Apportionment Method

The Community Aesthetics Enhancement assessment is a function of the parcel area (or condominium unit area discussed later) multiplied by a Zone Factor establishing the Equivalent Benefit Area (EBA) of a parcel. A parcel's total EBA is multiplied by a Unit Cost, which is each EBAs proportional share of allocated costs to all EBAs within the District. The result is the parcel's Community Aesthetics Enhancement assessment. The Community Aesthetics Enhancement assessment is depicted in the following equations:

$$\begin{array}{c} \text{Community Aesthetics Enhancement Assessment} \\ = \\ \text{Equivalent Benefit Area (EBA) x Unit Cost} \end{array}$$

$$\begin{array}{c} \text{Equivalent Benefit Area (EBA)} \\ = \\ \text{Parcel Area x Zone Factor} \end{array}$$

$$\begin{array}{c} \text{Unit Cost} \\ = \\ \frac{\text{Total Community Aesthetics Enhancement Cost Allocation}}{\text{Total Community Aesthetics Equivalent Benefit Area}} \end{array}$$

Zone Factor

The Zone Factor as developed for use in the Community Aesthetics Enhancement component of the assessment is dependent upon the proximity of the property with respect to the FSDRIP green belt and pedestrian walkways. Those parcels separated from FSDRIP by major and collector streets are determined to receive lesser benefit than those parcel interior to the nearest major or collector streets. **Exhibit A** shows the location of the zone boundaries in relationship to the District boundary and all parcels within the District. Zone 1 is estimated to receive twice the benefit of Zone 2.

Zone 1 is defined as those parcels that are between FSDRIP and Camino de la Reina on the south and Hazard Center Drive, Mission Center Court, Station Village Inn and Rio San Diego Drive on the north.

Zone 2 is defined as those parcels between Friars Road in the north and the Zone 1 boundary and Interstate 8 in the south and the Zone 1 boundary.

Summary Results

The District Boundary is presented in **Exhibit A**.

An estimate of the annual costs of the improvements and activities provided by the District is included as **Exhibit B**.

The assessment methodology utilized is as described in the text of this annual report. Based on this methodology, Fiscal Year 2019 District assessment for each parcel were calculated and are shown in the Preliminary Assessment Roll (**Exhibit C**).

Each lot or parcel of land within the District has been identified by unique County Assessor's Parcel Number in the Preliminary Assessment Roll and on the Boundary Map and Assessment Diagram referenced herein.


This annual report has been prepared and respectfully submitted by:

EFS ENGINEERING, INC.



Eugene F. Shank, PE

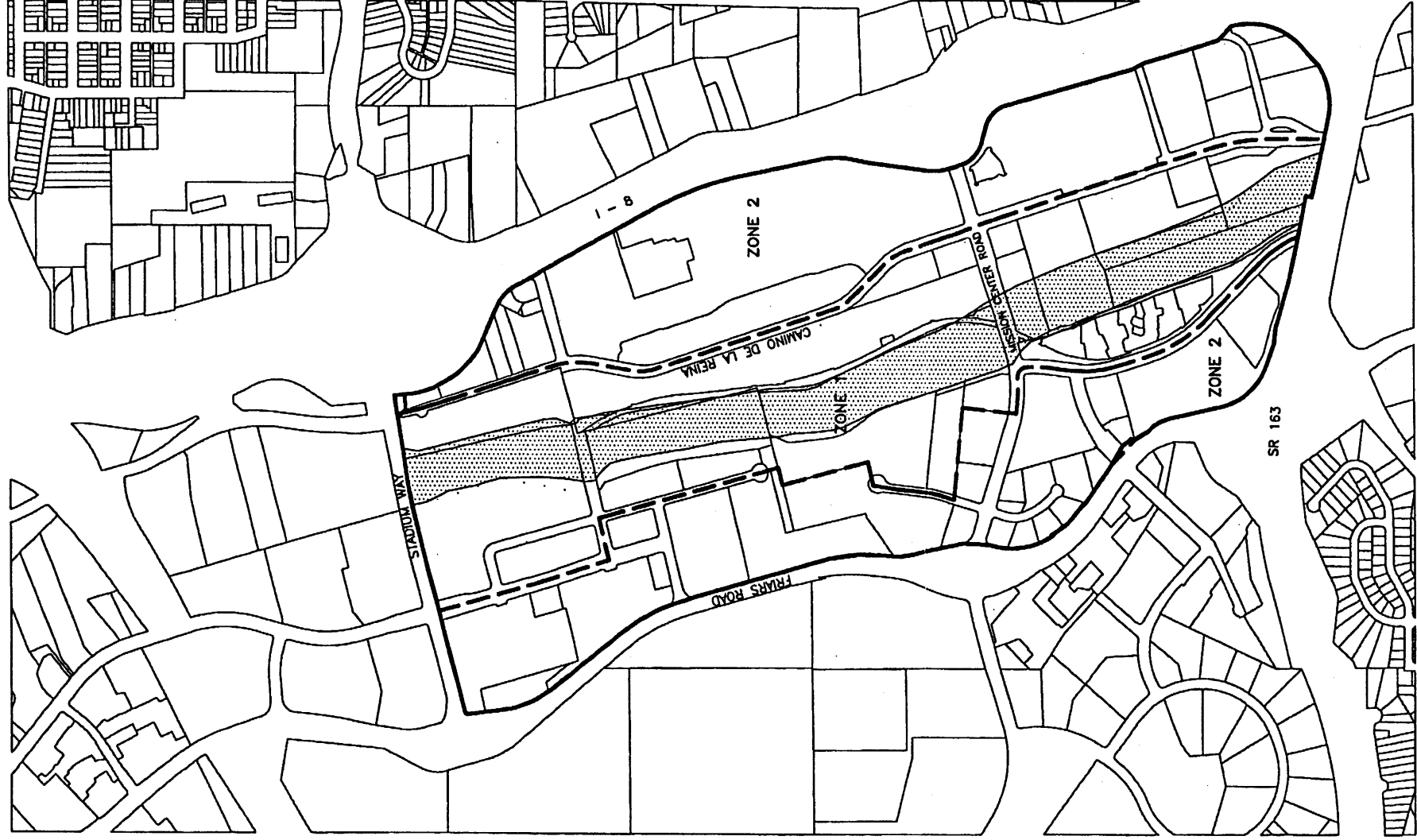
C 52792



Sharon F. Risse

EXHIBIT A

District Boundary



BOUNDARY MAP

SCALE: 1" = 600'

FILED IN THE OFFICE OF THE CITY CLERK OF THE CITY OF SAN DIEGO, STATE OF CALIFORNIA, THIS ___ DAY OF _____, 1998.

CHARLES G. ABDELNOUR, CITY CLERK
CITY OF SAN DIEGO
STATE OF CALIFORNIA

I HEREBY CERTIFY THAT THE WITHIN MAP SHOWING PROPOSED BOUNDARIES OF THE FIRST SAN DIEGO RIVER IMPROVEMENT PROJECT FLOOD CONTROL AND LANDSCAPE MAINTENANCE DISTRICT, CITY OF SAN DIEGO, STATE OF CALIFORNIA, WAS APPROVED BY THE CITY COUNCIL AT A REGULAR MEETING THEREOF, HELD ON THE ___ DAY OF _____, 1998, BY ITS RESOLUTION NO. _____.

CHARLES G. ABDELNOUR, CITY CLERK
CITY OF SAN DIEGO
STATE OF CALIFORNIA

AN ASSESSMENT WAS LEVIED BY THE CITY COUNCIL OF THE CITY OF SAN DIEGO ON THE LOTS, PIECES, AND PARCELS OF LAND SHOWN ON THIS ASSESSMENT DIAGRAM. SAID ASSESSMENT WAS LEVIED ON THE DAY OF _____, 1998. SAID ASSESSMENT DIAGRAM AND THE ASSESSMENT ROLL WERE RECORDED IN THE OFFICE OF THE SUPERINTENDENT OF STREETS OF THE CITY OF SAN DIEGO, STATE OF CALIFORNIA ON THE ___ DAY OF _____, 1998. REFERENCE IS MADE TO THE ASSESSMENT ROLL RECORDED IN THE OFFICE OF THE SUPERINTENDENT OF STREETS FOR THE EXACT AMOUNT OF EACH ASSESSMENT LEVIED AGAINST EACH PARCEL OF LAND SHOWN ON THIS ASSESSMENT DIAGRAM.

NOTE: FOR A DETAILED DESCRIPTION OF THE LINES AND DIMENSIONS OF LOTS OR PARCELS SHOWN ON THIS MAP, REFER TO THE COUNTY ASSESSOR'S MAPS WHICH SHALL GOVERN WITH RESPECT TO ALL DETAILS CONCERNING THE LINES AND DIMENSIONS OF SUCH LOTS OR PARCELS.

- LEGEND:
- DISTRICT BOUNDARY
 - ZONE BOUNDARY
 - PARCEL LINES
 - 32 DIAGRAM NUMBER
 - ▨ LOCATION OF IMPROVEMENTS

EXHIBIT A



CITY OF
SAN DIEGO

**FIRST SAN DIEGO RIVER IMPROVEMENT PROJECT
FLOOD CONTROL AND
LANDSCAPE MAINTENANCE DISTRICT**

W.O. DATE: _____ REVISIONS: _____

EXHIBIT B

**Estimated Budget – Revenue & Expense Statement
for Fiscal Year 2019**

EXHIBIT B

REVENUE AND EXPENSE STATEMENT

First San Diego River Improvement Maintenance Assessment District Fund 200053

	FY 2017 ACTUALS	FY 2018 ESTIMATE	FY 2019 PROPOSED
BEGINNING FUND BALANCE			
Surplus (or Deficit) from Prior Year	\$ 222,768.67	\$ 372,710.00	\$ 262,940.00
TOTAL BEGINNING FUND BALANCE	\$ 222,768.67	\$ 372,710.00	\$ 262,940.00
REVENUE			
Assessment Revenue	\$ 156,265.02	\$ 156,554.00	\$ 156,538.10
Interest	\$ 5,008.35	\$ 1,900.00	\$ 1,600.00
Other Contributions (Non Assessment Source)	\$ 174,473.92	\$ 22,577.00	\$ 44,016.00
TOTAL REVENUE	\$ 335,747.29	\$ 181,031.00	\$ 202,154.10
TOTAL BEGINNING FUND BALANCE & REVENUE	\$ 558,515.96	\$ 553,741.00	\$ 465,094.10
OPERATING EXPENSE			
Landscaping Improvements and Activities ⁽¹⁾	\$ 101,998.28	\$ 126,917.00	\$ 133,484.00
Tree Services	\$ 5,938.12	\$ 15,000.00	\$ 15,000.00
Misc. Services ⁽²⁾	\$ 19,621.30	\$ 90,500.00	\$ 100,500.00
Special Districts Administrative Cost	\$ 58,248.00	\$ 58,384.00	\$ 61,838.00
Unallocated Reserve			
TOTAL OPERATING EXPENSE	\$ 185,805.70	\$ 290,801.00	\$ 310,822.00
TOTAL EXPENSE	\$ 185,805.70	\$ 290,801.00	\$ 310,822.00
TOTAL ENDING FUND BALANCE	\$ 372,710.26	\$ 262,940.00	\$ 154,272.10
NET ANNUAL REVENUE (OR EXPENSE)	\$ 149,941.59	\$ (109,770.00)	\$ (108,667.90)

⁽¹⁾ Includes related supplies and utility costs.

⁽²⁾ Includes concrete repair, biological monitoring, river soundings and transient enforcement costs.

The District budget with full detail is available for public reference in the Maintenance Assessment Districts section of the Parks and Recreation Department of the City of San Diego.

EXHIBIT C

**Preliminary Assessment Roll
for Fiscal Year 2019**

EXHIBIT C - Assessment Roll (Fiscal Year 2019)
First San Diego River Improvement Project Maintenance Assessment District

Parcel Number	Land Use ⁽¹⁾	Zone Number	Community Aesthetics Enhancement					Flood Control/Safety					FY 2019 ⁽³⁾ Assessment	Owner Name
			Net Area (Acres)	Zone Factor	EBA ⁽²⁾	Unit Cost	Assessment	Benefit Area (Acres)	Composite Benefit Factor	EBA ⁽²⁾	Unit Cost	Assessment		
438 011 14 00	COM	2	0.66	0.50	0.3300	\$422.94	\$139.57	0.06	0.06	0.0035	\$4,096.84	\$14.51	\$154.08	A K B Petroleum Inc
438 011 15 00	COM	2	0.76	0.50	0.3800	\$422.94	\$160.72	0.00	0.00	0.0000	\$4,096.84	\$0.00	\$160.72	M P S Mission L L C
438 011 16 00	COM	2	0.66	0.50	0.3300	\$422.94	\$139.57	0.00	0.00	0.0000	\$4,096.84	\$0.00	\$139.56	Mission Properties Llc
438 011 17 00	COM	2	0.65	0.50	0.3250	\$422.94	\$137.46	0.00	0.00	0.0000	\$4,096.84	\$0.00	\$137.46	Hannon Ranches Ltd
438 011 18 00	COM	2	1.64	0.50	0.8200	\$422.94	\$346.81	0.00	0.00	0.0000	\$4,096.84	\$0.00	\$346.80	Friars Office Building L L C
438 011 19 00	COM	2	1.30	0.50	0.6500	\$422.94	\$274.91	0.00	0.00	0.0000	\$4,096.84	\$0.00	\$274.90	Crown Investment Co Inc
438 011 21 00	COM	2	0.72	0.50	0.3600	\$422.94	\$152.26	0.00	0.00	0.0000	\$4,096.84	\$0.00	\$152.26	Hazard R E Contracting Co
438 011 24 00	COM	2	0.75	0.50	0.3750	\$422.94	\$158.60	0.05	0.06	0.0031	\$4,096.84	\$12.71	\$171.30	Frazee Mission Valley Properties Ltd
438 011 25 00	IND	2	0.29	0.50	0.1450	\$422.94	\$61.33	0.07	0.06	0.0046	\$4,096.84	\$18.98	\$80.30	Frazee Mission Valley Properties Ltd
438 020 11 00	COM	2	5.38	0.50	2.6900	\$422.94	\$1,137.71	0.00	0.00	0.0000	\$4,096.84	\$0.00	\$1,137.70	Millennium Mission Valley Llc
438 020 33 00	COM	2	0.93	0.50	0.4650	\$422.94	\$196.67	0.11	0.06	0.0067	\$4,096.84	\$27.41	\$224.08	Koll/Per Mission Courtyard L L C
438 020 41 00	COM	2	3.87	0.50	1.9350	\$422.94	\$818.39	0.01	0.23	0.0027	\$4,096.84	\$11.04	\$829.42	S D V C C 55 Owner Llc
438 020 42 00	COM	2	20.25	0.50	10.1250	\$422.94	\$4,282.27	2.11	0.06	0.1342	\$4,096.84	\$549.93	\$4,832.20	Mission Valley Shoppingtown L L C
438 020 43 00	COM	2	0.62	0.50	0.3100	\$422.94	\$131.11	0.00	0.00	0.0000	\$4,096.84	\$0.00	\$131.10	G B Acquisition Inc <L> Mission Valley Shoppingtown
438 020 45 00	COM	2	2.07	0.50	1.0350	\$422.94	\$437.74	0.02	0.08	0.0014	\$4,096.84	\$5.63	\$443.36	Koll/Per Mission Courtyard L L C
438 020 51 00	UND	2	0.10	0.50	0.0000	\$422.94	\$0.00	0.00	0.00	0.0000	\$4,096.84	\$0.00	\$0.00	S D V C C 55 Owner Llc
438 020 54 00	CND	1	6.64	1.00	6.6400	\$422.94	\$2,808.32	6.62	0.27	1.8012	\$4,096.84	\$7,379.30	\$10,187.62	Fenton H G Co
438 020 55 00	UND	1	2.85	1.00	0.0000	\$422.94	\$0.00	0.00	0.00	0.0000	\$4,096.84	\$0.00	\$0.00	Fenton H G Co
438 020 58 01	CND	1	0.01	1.00	0.0122	\$422.94	\$5.14	0.03	0.29	0.0099	\$4,096.84	\$40.55	\$45.68	Bayati Mitra
438 020 58 02	CND	1	0.01	1.00	0.0122	\$422.94	\$5.14	0.03	0.29	0.0099	\$4,096.84	\$40.55	\$45.68	Vanegas Michelle L
438 020 58 03	CND	1	0.01	1.00	0.0122	\$422.94	\$5.14	0.03	0.29	0.0099	\$4,096.84	\$40.55	\$45.68	Barba Family Trust 11-01-12
438 020 58 04	CND	1	0.01	1.00	0.0122	\$422.94	\$5.14	0.03	0.29	0.0099	\$4,096.84	\$40.55	\$45.68	Traver Judith A Trust 04-27-07
438 020 58 05	CND	1	0.01	1.00	0.0122	\$422.94	\$5.14	0.03	0.29	0.0099	\$4,096.84	\$40.55	\$45.68	Dierickx Dorothy M Living Trust 12-16-16
438 020 58 06	CND	1	0.01	1.00	0.0122	\$422.94	\$5.14	0.03	0.29	0.0099	\$4,096.84	\$40.55	\$45.68	Harrington Family Trust 07-14-04
438 020 58 07	CND	1	0.01	1.00	0.0122	\$422.94	\$5.14	0.03	0.29	0.0099	\$4,096.84	\$40.55	\$45.68	Colgan Family Trust 02-06-04
438 020 58 08	CND	1	0.01	1.00	0.0122	\$422.94	\$5.14	0.03	0.29	0.0099	\$4,096.84	\$40.55	\$45.68	Cordova L Esperanza
438 020 58 09	CND	1	0.01	1.00	0.0122	\$422.94	\$5.14	0.03	0.29	0.0099	\$4,096.84	\$40.55	\$45.68	Hoffert Jeffrey
438 020 58 10	CND	1	0.01	1.00	0.0122	\$422.94	\$5.14	0.03	0.29	0.0099	\$4,096.84	\$40.55	\$45.68	Williams Rosa M
438 020 58 11	CND	1	0.01	1.00	0.0122	\$422.94	\$5.14	0.03	0.29	0.0099	\$4,096.84	\$40.55	\$45.68	Stahl Dirk&Linda Trust 03-21-06
438 020 58 12	CND	1	0.01	1.00	0.0122	\$422.94	\$5.14	0.03	0.29	0.0099	\$4,096.84	\$40.55	\$45.68	Tran Family Trust 03-28-00
438 020 58 13	CND	1	0.01	1.00	0.0122	\$422.94	\$5.14	0.03	0.29	0.0099	\$4,096.84	\$40.55	\$45.68	Ellis Michael A Revocable Trust 01-31-18
438 020 58 14	CND	1	0.01	1.00	0.0122	\$422.94	\$5.14	0.03	0.29	0.0099	\$4,096.84	\$40.55	\$45.68	Ganibe Allen
438 020 58 15	CND	1	0.01	1.00	0.0122	\$422.94	\$5.14	0.03	0.29	0.0099	\$4,096.84	\$40.55	\$45.68	Riley Deborah F 2011 Trust 11-23-11
438 020 58 16	CND	1	0.01	1.00	0.0122	\$422.94	\$5.14	0.03	0.29	0.0099	\$4,096.84	\$40.55	\$45.68	Ashdown Mel&Gail Trust 12-16-04
438 020 58 17	CND	1	0.01	1.00	0.0122	\$422.94	\$5.14	0.03	0.29	0.0099	\$4,096.84	\$40.55	\$45.68	Ismail Mike
438 020 58 18	CND	1	0.01	1.00	0.0122	\$422.94	\$5.14	0.03	0.29	0.0099	\$4,096.84	\$40.55	\$45.68	Cahill Ryan
438 020 58 19	CND	1	0.01	1.00	0.0122	\$422.94	\$5.14	0.03	0.29	0.0099	\$4,096.84	\$40.55	\$45.68	Miao Zhewen
438 020 58 20	CND	1	0.01	1.00	0.0122	\$422.94	\$5.14	0.03	0.29	0.0099	\$4,096.84	\$40.55	\$45.68	Ortiz Michael G Tr <Le> Ortiz Edward J
438 020 58 21	CND	1	0.01	1.00	0.0122	\$422.94	\$5.14	0.03	0.29	0.0099	\$4,096.84	\$40.55	\$45.68	Easley Preston
438 020 58 22	CND	1	0.01	1.00	0.0122	\$422.94	\$5.14	0.03	0.29	0.0099	\$4,096.84	\$40.55	\$45.68	Joshi Rupesh L
438 020 58 23	CND	1	0.01	1.00	0.0122	\$422.94	\$5.14	0.03	0.29	0.0099	\$4,096.84	\$40.55	\$45.68	Bill Living Trust 01-16-97
438 020 58 24	CND	1	0.01	1.00	0.0122	\$422.94	\$5.14	0.03	0.29	0.0099	\$4,096.84	\$40.55	\$45.68	Gulley Charles R
438 020 58 25	CND	1	0.01	1.00	0.0122	\$422.94	\$5.14	0.03	0.29	0.0099	\$4,096.84	\$40.55	\$45.68	Sloan Pamela L
438 020 58 26	CND	1	0.01	1.00	0.0122	\$422.94	\$5.14	0.03	0.29	0.0099	\$4,096.84	\$40.55	\$45.68	Boothe Shawna R
438 020 58 27	CND	1	0.01	1.00	0.0122	\$422.94	\$5.14	0.03	0.29	0.0099	\$4,096.84	\$40.55	\$45.68	Brown Brian&Jessica A
438 020 58 28	CND	1	0.01	1.00	0.0122	\$422.94	\$5.14	0.03	0.29	0.0099	\$4,096.84	\$40.55	\$45.68	Khodos Boris A

EXHIBIT C - Assessment Roll (Fiscal Year 2019)
First San Diego River Improvement Project Maintenance Assessment District

Parcel Number	Land Use ⁽¹⁾	Zone Number	Community Aesthetics Enhancement					Flood Control/Safety					FY 2019 ⁽³⁾ Assessment	Owner Name
			Net Area (Acres)	Zone Factor	EBA ⁽²⁾	Unit Cost	Assessment	Benefit Area (Acres)	Composite Benefit Factor	EBA ⁽²⁾	Unit Cost	Assessment		
438 020 58 29	CND	1	0.01	1.00	0.0122	\$422.94	\$5.14	0.03	0.29	0.0099	\$4,096.84	\$40.55	\$45.68	Zand Fariba
438 020 58 30	CND	1	0.01	1.00	0.0122	\$422.94	\$5.14	0.03	0.29	0.0099	\$4,096.84	\$40.55	\$45.68	Sumers Family Trust 01-20-00
438 020 58 31	CND	1	0.01	1.00	0.0122	\$422.94	\$5.14	0.03	0.29	0.0099	\$4,096.84	\$40.55	\$45.68	Merriles Ralph&Anne Family Revocable Trust 09-09-
438 020 58 32	CND	1	0.01	1.00	0.0122	\$422.94	\$5.14	0.03	0.29	0.0099	\$4,096.84	\$40.55	\$45.68	Ghazal Elan R
438 020 58 33	CND	1	0.01	1.00	0.0122	\$422.94	\$5.14	0.03	0.29	0.0099	\$4,096.84	\$40.55	\$45.68	Suzuki Joel C
438 020 58 34	CND	1	0.01	1.00	0.0122	\$422.94	\$5.14	0.03	0.29	0.0099	\$4,096.84	\$40.55	\$45.68	Mobley Byron K
438 020 58 35	CND	1	0.01	1.00	0.0122	\$422.94	\$5.14	0.03	0.29	0.0099	\$4,096.84	\$40.55	\$45.68	Schram Adam B
438 020 58 36	CND	1	0.01	1.00	0.0122	\$422.94	\$5.14	0.03	0.29	0.0099	\$4,096.84	\$40.55	\$45.68	Herschelman Philip&Christina
438 020 58 37	CND	1	0.01	1.00	0.0122	\$422.94	\$5.14	0.03	0.29	0.0099	\$4,096.84	\$40.55	\$45.68	Calvo David
438 020 58 38	CND	1	0.01	1.00	0.0122	\$422.94	\$5.14	0.03	0.29	0.0099	\$4,096.84	\$40.55	\$45.68	Buchanan Barbara Living Trust 04-27-05
438 020 58 39	CND	1	0.01	1.00	0.0122	\$422.94	\$5.14	0.03	0.29	0.0099	\$4,096.84	\$40.55	\$45.68	Alahmad Kaouthar
438 020 58 40	CND	1	0.01	1.00	0.0122	\$422.94	\$5.14	0.03	0.29	0.0099	\$4,096.84	\$40.55	\$45.68	Ferm Family Exemption Trust 02-19-00
438 020 58 41	CND	1	0.01	1.00	0.0122	\$422.94	\$5.14	0.03	0.29	0.0099	\$4,096.84	\$40.55	\$45.68	Kim Baek Kyu
438 020 58 42	CND	1	0.01	1.00	0.0122	\$422.94	\$5.14	0.03	0.29	0.0099	\$4,096.84	\$40.55	\$45.68	Kopchinsky Trust 03-04-13
438 020 58 43	CND	1	0.01	1.00	0.0122	\$422.94	\$5.14	0.03	0.29	0.0099	\$4,096.84	\$40.55	\$45.68	Koloski Ted M
438 020 58 44	CND	1	0.01	1.00	0.0122	\$422.94	\$5.14	0.03	0.29	0.0099	\$4,096.84	\$40.55	\$45.68	Casian Ricardo
438 020 58 45	CND	1	0.01	1.00	0.0122	\$422.94	\$5.14	0.03	0.29	0.0099	\$4,096.84	\$40.55	\$45.68	Chubb Thomas H
438 020 58 46	CND	1	0.01	1.00	0.0122	\$422.94	\$5.14	0.03	0.29	0.0099	\$4,096.84	\$40.55	\$45.68	Fierar Fred&Annette Revocable Trust 12-12-14
438 020 58 47	CND	1	0.01	1.00	0.0122	\$422.94	\$5.14	0.03	0.29	0.0099	\$4,096.84	\$40.55	\$45.68	Stern Marc O&Guilpain Helene Family Trust 05-09-03
438 020 58 48	CND	1	0.01	1.00	0.0122	\$422.94	\$5.14	0.03	0.29	0.0099	\$4,096.84	\$40.55	\$45.68	Elad Doron J Living Trust 06-10-13
438 020 58 49	CND	1	0.01	1.00	0.0122	\$422.94	\$5.14	0.03	0.29	0.0099	\$4,096.84	\$40.55	\$45.68	Palasciano Daniel J
438 020 58 50	CND	1	0.01	1.00	0.0122	\$422.94	\$5.14	0.03	0.29	0.0099	\$4,096.84	\$40.55	\$45.68	Einhorn Randall D Trust 09-06-02
438 020 58 51	CND	1	0.01	1.00	0.0122	\$422.94	\$5.14	0.03	0.29	0.0099	\$4,096.84	\$40.55	\$45.68	Messner Gary W&Sharon L
438 020 58 52	CND	1	0.01	1.00	0.0122	\$422.94	\$5.14	0.03	0.29	0.0099	\$4,096.84	\$40.55	\$45.68	Upland Deborah E
438 020 58 53	CND	1	0.01	1.00	0.0122	\$422.94	\$5.14	0.03	0.29	0.0099	\$4,096.84	\$40.55	\$45.68	Clifford Charlotte Investment Trust
438 020 58 54	CND	1	0.01	1.00	0.0122	\$422.94	\$5.14	0.03	0.29	0.0099	\$4,096.84	\$40.55	\$45.68	Moreno Family Partners
438 020 58 55	CND	1	0.01	1.00	0.0122	\$422.94	\$5.14	0.03	0.29	0.0099	\$4,096.84	\$40.55	\$45.68	Reyes Ricardo A&Rebecca P
438 020 58 56	CND	1	0.01	1.00	0.0122	\$422.94	\$5.14	0.03	0.29	0.0099	\$4,096.84	\$40.55	\$45.68	Smith Jason E
438 020 58 57	CND	1	0.01	1.00	0.0122	\$422.94	\$5.14	0.03	0.29	0.0099	\$4,096.84	\$40.55	\$45.68	Tramontana Virginia
438 020 58 58	CND	1	0.01	1.00	0.0122	\$422.94	\$5.14	0.03	0.29	0.0099	\$4,096.84	\$40.55	\$45.68	Hwang Fay-May
438 020 58 59	CND	1	0.01	1.00	0.0122	\$422.94	\$5.14	0.03	0.29	0.0099	\$4,096.84	\$40.55	\$45.68	Pollock Frederick T C&Alexandra B
438 020 58 60	CND	1	0.01	1.00	0.0122	\$422.94	\$5.14	0.03	0.29	0.0099	\$4,096.84	\$40.55	\$45.68	Ortiz Rosalio O&Silvia
438 020 59 01	CND	1	0.01	1.00	0.0122	\$422.94	\$5.14	0.03	0.29	0.0099	\$4,096.84	\$40.55	\$45.68	Jones Family Trust 11-21-16
438 020 59 02	CND	1	0.01	1.00	0.0122	\$422.94	\$5.14	0.03	0.29	0.0099	\$4,096.84	\$40.55	\$45.68	Escalante Miguel A
438 020 59 03	CND	1	0.01	1.00	0.0122	\$422.94	\$5.14	0.03	0.29	0.0099	\$4,096.84	\$40.55	\$45.68	Bains Darin P
438 020 59 04	CND	1	0.01	1.00	0.0122	\$422.94	\$5.14	0.03	0.29	0.0099	\$4,096.84	\$40.55	\$45.68	Futureland Ltd Liability Co
438 020 59 05	CND	1	0.01	1.00	0.0122	\$422.94	\$5.14	0.03	0.29	0.0099	\$4,096.84	\$40.55	\$45.68	Hawke Robert S
438 020 59 06	CND	1	0.01	1.00	0.0122	\$422.94	\$5.14	0.03	0.29	0.0099	\$4,096.84	\$40.55	\$45.68	Dack Gayle A
438 020 59 07	CND	1	0.01	1.00	0.0122	\$422.94	\$5.14	0.03	0.29	0.0099	\$4,096.84	\$40.55	\$45.68	Tydingco David B&Patricia S
438 020 59 08	CND	1	0.01	1.00	0.0122	\$422.94	\$5.14	0.03	0.29	0.0099	\$4,096.84	\$40.55	\$45.68	Trone Jessica
438 020 59 09	CND	1	0.01	1.00	0.0122	\$422.94	\$5.14	0.03	0.29	0.0099	\$4,096.84	\$40.55	\$45.68	Hernandez Alfredo
438 020 59 10	CND	1	0.01	1.00	0.0122	\$422.94	\$5.14	0.03	0.29	0.0099	\$4,096.84	\$40.55	\$45.68	Zimmerman-Goddard Trust 08-18-09
438 020 59 11	CND	1	0.01	1.00	0.0122	\$422.94	\$5.14	0.03	0.29	0.0099	\$4,096.84	\$40.55	\$45.68	Zamora Miguel M B G
438 020 59 12	CND	1	0.01	1.00	0.0122	\$422.94	\$5.14	0.03	0.29	0.0099	\$4,096.84	\$40.55	\$45.68	Latiff Nisham A&Miranda Gennie B
438 020 59 13	CND	1	0.01	1.00	0.0122	\$422.94	\$5.14	0.03	0.29	0.0099	\$4,096.84	\$40.55	\$45.68	Meek Nicole V
438 020 59 14	CND	1	0.01	1.00	0.0122	\$422.94	\$5.14	0.03	0.29	0.0099	\$4,096.84	\$40.55	\$45.68	Arnold Thor Q Revocable Trust C

EXHIBIT C - Assessment Roll (Fiscal Year 2019)
First San Diego River Improvement Project Maintenance Assessment District

Parcel Number	Land Use ⁽¹⁾	Zone Number	Community Aesthetics Enhancement					Flood Control/Safety					FY 2019 ⁽³⁾ Assessment	Owner Name
			Net Area (Acres)	Zone Factor	EBA ⁽²⁾	Unit Cost	Assessment	Benefit Area (Acres)	Composite Benefit Factor	EBA ⁽²⁾	Unit Cost	Assessment		
438 020 59 15	CND	1	0.01	1.00	0.0122	\$422.94	\$5.14	0.03	0.29	0.0099	\$4,096.84	\$40.55	\$45.68	Weaver Grant&Contreras Elizabeth M
438 020 59 16	CND	1	0.01	1.00	0.0122	\$422.94	\$5.14	0.03	0.29	0.0099	\$4,096.84	\$40.55	\$45.68	Aran Barzan
438 020 59 17	CND	1	0.01	1.00	0.0122	\$422.94	\$5.14	0.03	0.29	0.0099	\$4,096.84	\$40.55	\$45.68	Quiroz Eduardo&Gabriela
438 020 59 18	CND	1	0.01	1.00	0.0122	\$422.94	\$5.14	0.03	0.29	0.0099	\$4,096.84	\$40.55	\$45.68	Casuto Loren S
438 020 59 19	CND	1	0.01	1.00	0.0122	\$422.94	\$5.14	0.03	0.29	0.0099	\$4,096.84	\$40.55	\$45.68	Shoostary Sam
438 020 59 20	CND	1	0.01	1.00	0.0122	\$422.94	\$5.14	0.03	0.29	0.0099	\$4,096.84	\$40.55	\$45.68	Ernest William
438 020 59 21	CND	1	0.01	1.00	0.0122	\$422.94	\$5.14	0.03	0.29	0.0099	\$4,096.84	\$40.55	\$45.68	Martinez Mariela
438 020 59 22	CND	1	0.01	1.00	0.0122	\$422.94	\$5.14	0.03	0.29	0.0099	\$4,096.84	\$40.55	\$45.68	Powell Argene R Living Trust 03-18-86
438 020 59 23	CND	1	0.01	1.00	0.0122	\$422.94	\$5.14	0.03	0.29	0.0099	\$4,096.84	\$40.55	\$45.68	Mcamis Molly A
438 020 59 24	CND	1	0.01	1.00	0.0122	\$422.94	\$5.14	0.03	0.29	0.0099	\$4,096.84	\$40.55	\$45.68	Hirsch-Weil Dimitri
438 020 59 25	CND	1	0.01	1.00	0.0122	\$422.94	\$5.14	0.03	0.29	0.0099	\$4,096.84	\$40.55	\$45.68	Vu Andre
438 020 59 26	CND	1	0.01	1.00	0.0122	\$422.94	\$5.14	0.03	0.29	0.0099	\$4,096.84	\$40.55	\$45.68	Tar Milos&Marija B
438 020 59 27	CND	1	0.01	1.00	0.0122	\$422.94	\$5.14	0.03	0.29	0.0099	\$4,096.84	\$40.55	\$45.68	Cebovic Vladimir
438 020 59 28	CND	1	0.01	1.00	0.0122	\$422.94	\$5.14	0.03	0.29	0.0099	\$4,096.84	\$40.55	\$45.68	Torres Armando
438 020 59 29	CND	1	0.01	1.00	0.0122	\$422.94	\$5.14	0.03	0.29	0.0099	\$4,096.84	\$40.55	\$45.68	Kawada Brett S
438 020 59 30	CND	1	0.01	1.00	0.0122	\$422.94	\$5.14	0.03	0.29	0.0099	\$4,096.84	\$40.55	\$45.68	Bo William R
438 020 59 31	CND	1	0.01	1.00	0.0122	\$422.94	\$5.14	0.03	0.29	0.0099	\$4,096.84	\$40.55	\$45.68	Birnbaum-Zukotynski Family Trust 12-23-08
438 020 59 32	CND	1	0.01	1.00	0.0122	\$422.94	\$5.14	0.03	0.29	0.0099	\$4,096.84	\$40.55	\$45.68	Jay Anthony&Consuelo
438 020 59 33	CND	1	0.01	1.00	0.0122	\$422.94	\$5.14	0.03	0.29	0.0099	\$4,096.84	\$40.55	\$45.68	Stevens Theron&Noemi 2002 Trust 05-14-02
438 020 59 34	CND	1	0.01	1.00	0.0122	\$422.94	\$5.14	0.03	0.29	0.0099	\$4,096.84	\$40.55	\$45.68	Marrakchi David&Squalli Nora F
438 020 59 35	CND	1	0.01	1.00	0.0122	\$422.94	\$5.14	0.03	0.29	0.0099	\$4,096.84	\$40.55	\$45.68	Frederiksen Kurt
438 020 59 36	CND	1	0.01	1.00	0.0122	\$422.94	\$5.14	0.03	0.29	0.0099	\$4,096.84	\$40.55	\$45.68	Gonzalez Jesse Jr
438 020 59 37	CND	1	0.01	1.00	0.0122	\$422.94	\$5.14	0.03	0.29	0.0099	\$4,096.84	\$40.55	\$45.68	Doughman Roger A Revocable Trust 11-16-10
438 020 59 38	CND	1	0.01	1.00	0.0122	\$422.94	\$5.14	0.03	0.29	0.0099	\$4,096.84	\$40.55	\$45.68	Hsieh Eric
438 020 59 39	CND	1	0.01	1.00	0.0122	\$422.94	\$5.14	0.03	0.29	0.0099	\$4,096.84	\$40.55	\$45.68	Matos Andres
438 020 59 40	CND	1	0.01	1.00	0.0122	\$422.94	\$5.14	0.03	0.29	0.0099	\$4,096.84	\$40.55	\$45.68	Priola John C&Melanie
438 020 59 41	CND	1	0.01	1.00	0.0122	\$422.94	\$5.14	0.03	0.29	0.0099	\$4,096.84	\$40.55	\$45.68	Akram Mary
438 020 59 42	CND	1	0.01	1.00	0.0122	\$422.94	\$5.14	0.03	0.29	0.0099	\$4,096.84	\$40.55	\$45.68	Ross Virginia J
438 020 59 43	CND	1	0.01	1.00	0.0122	\$422.94	\$5.14	0.03	0.29	0.0099	\$4,096.84	\$40.55	\$45.68	Al-Thani Khalid R
438 020 59 44	CND	1	0.01	1.00	0.0122	\$422.94	\$5.14	0.03	0.29	0.0099	\$4,096.84	\$40.55	\$45.68	Raza Family Trust 06-11-14
438 020 59 45	CND	1	0.01	1.00	0.0122	\$422.94	\$5.14	0.03	0.29	0.0099	\$4,096.84	\$40.55	\$45.68	Farris Ascension F
438 020 59 46	CND	1	0.01	1.00	0.0122	\$422.94	\$5.14	0.03	0.29	0.0099	\$4,096.84	\$40.55	\$45.68	Campbell Harry G
438 020 59 47	CND	1	0.01	1.00	0.0122	\$422.94	\$5.14	0.03	0.29	0.0099	\$4,096.84	\$40.55	\$45.68	Delaney Robert P Jr
438 020 59 48	CND	1	0.01	1.00	0.0122	\$422.94	\$5.14	0.03	0.29	0.0099	\$4,096.84	\$40.55	\$45.68	Reid Rebecca M
438 020 60 00	OSP	1	0.02	1.00	0.0000	\$422.94	\$0.00	0.02	0.24	0.0038	\$4,096.84	\$15.48	\$15.48	Rio Del Oro Condominium Assn
438 020 61 00	OSP	1	0.02	1.00	0.0000	\$422.94	\$0.00	0.02	0.24	0.0038	\$4,096.84	\$15.48	\$15.48	Rio Del Oro Condominium Assn
438 020 70 01	CND	1	0.02	1.00	0.0182	\$422.94	\$7.71	0.02	0.24	0.0038	\$4,096.84	\$15.48	\$23.18	Brue Alan R Trust 11-06-08
438 020 70 02	CND	1	0.02	1.00	0.0182	\$422.94	\$7.71	0.02	0.24	0.0038	\$4,096.84	\$15.48	\$23.18	Castelli Timothy A&Belen A
438 020 70 03	CND	1	0.02	1.00	0.0182	\$422.94	\$7.71	0.02	0.24	0.0038	\$4,096.84	\$15.48	\$23.18	Omalley James D&Nancy A
438 020 70 04	CND	1	0.02	1.00	0.0182	\$422.94	\$7.71	0.02	0.24	0.0038	\$4,096.84	\$15.48	\$23.18	Francis Graham&Rosemary B
438 020 70 05	CND	1	0.02	1.00	0.0182	\$422.94	\$7.71	0.02	0.24	0.0038	\$4,096.84	\$15.48	\$23.18	Gastelum Oscar Family Trust 08-03-99
438 020 70 06	CND	1	0.02	1.00	0.0182	\$422.94	\$7.71	0.02	0.24	0.0038	\$4,096.84	\$15.48	\$23.18	Shabra Dale J&Snow Teresa E
438 020 70 07	CND	1	0.02	1.00	0.0182	\$422.94	\$7.71	0.02	0.24	0.0038	\$4,096.84	\$15.48	\$23.18	Leon-Garcia Family Trust 12-21-10
438 020 70 08	CND	1	0.02	1.00	0.0182	\$422.94	\$7.71	0.02	0.24	0.0038	\$4,096.84	\$15.48	\$23.18	Congdon Scott N&Gayla C Famly Trust 01-10-02
438 020 70 09	CND	1	0.02	1.00	0.0182	\$422.94	\$7.71	0.02	0.24	0.0038	\$4,096.84	\$15.48	\$23.18	Flores Mario G C&Cordero Patricia H
438 020 70 10	CND	1	0.02	1.00	0.0182	\$422.94	\$7.71	0.02	0.24	0.0038	\$4,096.84	\$15.48	\$23.18	Reyes Theodore Ira No54110786

EXHIBIT C - Assessment Roll (Fiscal Year 2019)
First San Diego River Improvement Project Maintenance Assessment District

Parcel Number	Land Use ⁽¹⁾	Zone Number	Community Aesthetics Enhancement					Flood Control/Safety					FY 2019 ⁽³⁾ Assessment	Owner Name
			Net Area (Acres)	Zone Factor	EBA ⁽²⁾	Unit Cost	Assessment	Benefit Area (Acres)	Composite Benefit Factor	EBA ⁽²⁾	Unit Cost	Assessment		
438 020 70 11	CND	1	0.02	1.00	0.0182	\$422.94	\$7.71	0.02	0.24	0.0038	\$4,096.84	\$15.48	\$23.18	Lawson John P
438 020 70 12	CND	1	0.02	1.00	0.0182	\$422.94	\$7.71	0.02	0.24	0.0038	\$4,096.84	\$15.48	\$23.18	Ortega-Zafrilla Julio F
438 020 70 13	CND	1	0.02	1.00	0.0182	\$422.94	\$7.71	0.02	0.24	0.0038	\$4,096.84	\$15.48	\$23.18	Deleon Family Trust 12-22-98
438 020 70 14	CND	1	0.02	1.00	0.0182	\$422.94	\$7.71	0.02	0.24	0.0038	\$4,096.84	\$15.48	\$23.18	Masar Irrevocable Trust 11-03-10
438 020 70 15	CND	1	0.02	1.00	0.0182	\$422.94	\$7.71	0.02	0.24	0.0038	\$4,096.84	\$15.48	\$23.18	Catt Emily M
438 020 70 16	CND	1	0.02	1.00	0.0182	\$422.94	\$7.71	0.02	0.24	0.0038	\$4,096.84	\$15.48	\$23.18	Gonzales Melly L
438 020 70 17	CND	1	0.02	1.00	0.0182	\$422.94	\$7.71	0.02	0.24	0.0038	\$4,096.84	\$15.48	\$23.18	Cruz Joe R&Donna
438 020 70 18	CND	1	0.02	1.00	0.0182	\$422.94	\$7.71	0.02	0.24	0.0038	\$4,096.84	\$15.48	\$23.18	Higgenbotham John D
438 020 70 19	CND	1	0.02	1.00	0.0182	\$422.94	\$7.71	0.02	0.24	0.0038	\$4,096.84	\$15.48	\$23.18	Ainza Edward&Ortega Sylvia
438 020 70 20	CND	1	0.02	1.00	0.0182	\$422.94	\$7.71	0.02	0.24	0.0038	\$4,096.84	\$15.48	\$23.18	Schaefer Christopher L&Susan M
438 020 70 21	CND	1	0.02	1.00	0.0182	\$422.94	\$7.71	0.02	0.24	0.0038	\$4,096.84	\$15.48	\$23.18	Ji Nuo&Li Xiaoning
438 020 70 22	CND	1	0.02	1.00	0.0182	\$422.94	\$7.71	0.02	0.24	0.0038	\$4,096.84	\$15.48	\$23.18	Sultan Mohammed A
438 020 70 23	CND	1	0.02	1.00	0.0182	\$422.94	\$7.71	0.02	0.24	0.0038	\$4,096.84	\$15.48	\$23.18	Hidalgo Turhan I&Deanelle T
438 020 70 24	CND	1	0.02	1.00	0.0182	\$422.94	\$7.71	0.02	0.24	0.0038	\$4,096.84	\$15.48	\$23.18	Lestrangle Brittany K H
438 020 70 25	CND	1	0.02	1.00	0.0182	\$422.94	\$7.71	0.02	0.24	0.0038	\$4,096.84	\$15.48	\$23.18	Whitaker Robert B&Sandico-Whitaker Ida
438 020 70 26	CND	1	0.02	1.00	0.0182	\$422.94	\$7.71	0.02	0.24	0.0038	\$4,096.84	\$15.48	\$23.18	Rodriguez Maria T C Trust 08-25-04
438 020 70 27	CND	1	0.02	1.00	0.0182	\$422.94	\$7.71	0.02	0.24	0.0038	\$4,096.84	\$15.48	\$23.18	Yee Shirley
438 020 70 28	CND	1	0.02	1.00	0.0182	\$422.94	\$7.71	0.02	0.24	0.0038	\$4,096.84	\$15.48	\$23.18	Shah Pooja V
438 020 71 01	CND	1	0.02	1.00	0.0182	\$422.94	\$7.71	0.02	0.24	0.0038	\$4,096.84	\$15.48	\$23.18	Duenas Christopher&Jamie
438 020 71 02	CND	1	0.02	1.00	0.0182	\$422.94	\$7.71	0.02	0.24	0.0038	\$4,096.84	\$15.48	\$23.18	Malkvist Irrevocable Trust 09-07-16
438 020 71 03	CND	1	0.02	1.00	0.0182	\$422.94	\$7.71	0.02	0.24	0.0038	\$4,096.84	\$15.48	\$23.18	Mahy Katherine E Living Trust 02-20-14
438 020 71 04	CND	1	0.02	1.00	0.0182	\$422.94	\$7.71	0.02	0.24	0.0038	\$4,096.84	\$15.48	\$23.18	Garibay Maria A
438 020 71 05	CND	1	0.02	1.00	0.0182	\$422.94	\$7.71	0.02	0.24	0.0038	\$4,096.84	\$15.48	\$23.18	Fiorito Meghan M
438 020 71 06	CND	1	0.02	1.00	0.0182	\$422.94	\$7.71	0.02	0.24	0.0038	\$4,096.84	\$15.48	\$23.18	Alibeaj Erjon&Bajo Nertila
438 020 71 07	CND	1	0.02	1.00	0.0182	\$422.94	\$7.71	0.02	0.24	0.0038	\$4,096.84	\$15.48	\$23.18	Holbrook George L
438 020 71 08	CND	1	0.02	1.00	0.0182	\$422.94	\$7.71	0.02	0.24	0.0038	\$4,096.84	\$15.48	\$23.18	Shkov Alexander
438 020 71 09	CND	1	0.02	1.00	0.0182	\$422.94	\$7.71	0.02	0.24	0.0038	\$4,096.84	\$15.48	\$23.18	Swift Bryan&Christina Family Trust 05-18-05
438 020 71 10	CND	1	0.02	1.00	0.0182	\$422.94	\$7.71	0.02	0.24	0.0038	\$4,096.84	\$15.48	\$23.18	Morita Miguel U
438 020 71 11	CND	1	0.02	1.00	0.0182	\$422.94	\$7.71	0.02	0.24	0.0038	\$4,096.84	\$15.48	\$23.18	Omahen Karen L
438 020 71 12	CND	1	0.02	1.00	0.0182	\$422.94	\$7.71	0.02	0.24	0.0038	\$4,096.84	\$15.48	\$23.18	Delisi Lorena J Revocable Trust 10-13-02
438 020 71 13	CND	1	0.02	1.00	0.0182	\$422.94	\$7.71	0.02	0.24	0.0038	\$4,096.84	\$15.48	\$23.18	Cole Christine L Trust 09-29-08
438 020 71 14	CND	1	0.02	1.00	0.0182	\$422.94	\$7.71	0.02	0.24	0.0038	\$4,096.84	\$15.48	\$23.18	Rando Robert J&Lynda A
438 020 71 15	CND	1	0.02	1.00	0.0182	\$422.94	\$7.71	0.02	0.24	0.0038	\$4,096.84	\$15.48	\$23.18	Waterkotte Grant D
438 020 71 16	CND	1	0.02	1.00	0.0182	\$422.94	\$7.71	0.02	0.24	0.0038	\$4,096.84	\$15.48	\$23.18	Bratten Dawna M Trust 11-29-01
438 020 71 17	CND	1	0.02	1.00	0.0182	\$422.94	\$7.71	0.02	0.24	0.0038	\$4,096.84	\$15.48	\$23.18	Cantu Mauricio&Elva
438 020 71 18	CND	1	0.02	1.00	0.0182	\$422.94	\$7.71	0.02	0.24	0.0038	\$4,096.84	\$15.48	\$23.18	Cedillo Laura E G
438 020 71 19	CND	1	0.02	1.00	0.0182	\$422.94	\$7.71	0.02	0.24	0.0038	\$4,096.84	\$15.48	\$23.18	Vincent Family Trust 05-20-88
438 020 71 20	CND	1	0.02	1.00	0.0182	\$422.94	\$7.71	0.02	0.24	0.0038	\$4,096.84	\$15.48	\$23.18	Caballero James A&Evelyn D
438 020 71 21	CND	1	0.02	1.00	0.0182	\$422.94	\$7.71	0.02	0.24	0.0038	\$4,096.84	\$15.48	\$23.18	Davidson Nancy E Tr
438 020 71 22	CND	1	0.02	1.00	0.0182	\$422.94	\$7.71	0.02	0.24	0.0038	\$4,096.84	\$15.48	\$23.18	Alhambra Amelia
438 020 71 23	CND	1	0.02	1.00	0.0182	\$422.94	\$7.71	0.02	0.24	0.0038	\$4,096.84	\$15.48	\$23.18	Dructor Erin
438 020 71 24	CND	1	0.02	1.00	0.0182	\$422.94	\$7.71	0.02	0.24	0.0038	\$4,096.84	\$15.48	\$23.18	Fabian Annicka B 2008 Trust 10-10-08
438 020 72 01	CND	1	0.02	1.00	0.0182	\$422.94	\$7.71	0.02	0.24	0.0038	\$4,096.84	\$15.48	\$23.18	Worthington Marydell Revocable 2004 Trust 03-23-04
438 020 72 02	CND	1	0.02	1.00	0.0182	\$422.94	\$7.71	0.02	0.24	0.0038	\$4,096.84	\$15.48	\$23.18	Sawan Anise S Trust 05-27-17
438 020 72 03	CND	1	0.02	1.00	0.0182	\$422.94	\$7.71	0.02	0.24	0.0038	\$4,096.84	\$15.48	\$23.18	Briggeman James R Separate Property Trust 12-18-1
438 020 72 04	CND	1	0.02	1.00	0.0182	\$422.94	\$7.71	0.02	0.24	0.0038	\$4,096.84	\$15.48	\$23.18	Marsh Graham A

EXHIBIT C - Assessment Roll (Fiscal Year 2019)
First San Diego River Improvement Project Maintenance Assessment District

Parcel Number	Land Use ⁽¹⁾	Zone Number	Community Aesthetics Enhancement					Flood Control/Safety					FY 2019 ⁽³⁾ Assessment	Owner Name
			Net Area (Acres)	Zone Factor	EBA ⁽²⁾	Unit Cost	Assessment	Benefit Area (Acres)	Composite Benefit Factor	EBA ⁽²⁾	Unit Cost	Assessment		
438 020 72 05	CND	1	0.02	1.00	0.0182	\$422.94	\$7.71	0.02	0.24	0.0038	\$4,096.84	\$15.48	\$23.18	Barrett Christopher T
438 020 72 06	CND	1	0.02	1.00	0.0182	\$422.94	\$7.71	0.02	0.24	0.0038	\$4,096.84	\$15.48	\$23.18	Miller Brian F
438 020 72 07	CND	1	0.02	1.00	0.0182	\$422.94	\$7.71	0.02	0.24	0.0038	\$4,096.84	\$15.48	\$23.18	Serna Steven J Jr
438 020 72 08	CND	1	0.02	1.00	0.0182	\$422.94	\$7.71	0.02	0.24	0.0038	\$4,096.84	\$15.48	\$23.18	Mognaz Mary A
438 020 72 09	CND	1	0.02	1.00	0.0182	\$422.94	\$7.71	0.02	0.24	0.0038	\$4,096.84	\$15.48	\$23.18	El Cubanito Living Trust 08-23-13
438 020 72 10	CND	1	0.02	1.00	0.0182	\$422.94	\$7.71	0.02	0.24	0.0038	\$4,096.84	\$15.48	\$23.18	Connolly Caroline
438 020 72 11	CND	1	0.02	1.00	0.0182	\$422.94	\$7.71	0.02	0.24	0.0038	\$4,096.84	\$15.48	\$23.18	Brady Paul D&Vickie D
438 020 72 12	CND	1	0.02	1.00	0.0182	\$422.94	\$7.71	0.02	0.24	0.0038	\$4,096.84	\$15.48	\$23.18	Hong Youngin L
438 020 72 13	CND	1	0.02	1.00	0.0182	\$422.94	\$7.71	0.02	0.24	0.0038	\$4,096.84	\$15.48	\$23.18	Rashid Rental Enterprises Llc
438 020 72 14	CND	1	0.02	1.00	0.0182	\$422.94	\$7.71	0.02	0.24	0.0038	\$4,096.84	\$15.48	\$23.18	Talay Barbara S Living Trust 12-16-16
438 020 72 15	CND	1	0.02	1.00	0.0182	\$422.94	\$7.71	0.02	0.24	0.0038	\$4,096.84	\$15.48	\$23.18	Lin Yu-Liang
438 020 72 16	CND	1	0.02	1.00	0.0182	\$422.94	\$7.71	0.02	0.24	0.0038	\$4,096.84	\$15.48	\$23.18	Luistro Eileen
438 020 72 17	CND	1	0.02	1.00	0.0182	\$422.94	\$7.71	0.02	0.24	0.0038	\$4,096.84	\$15.48	\$23.18	Lapsomphop Sopita
438 020 72 18	CND	1	0.02	1.00	0.0182	\$422.94	\$7.71	0.02	0.24	0.0038	\$4,096.84	\$15.48	\$23.18	Schneider Martin C
438 020 72 19	CND	1	0.02	1.00	0.0182	\$422.94	\$7.71	0.02	0.24	0.0038	\$4,096.84	\$15.48	\$23.18	Tang Kolin Trust 06-28-13
438 020 72 20	CND	1	0.02	1.00	0.0182	\$422.94	\$7.71	0.02	0.24	0.0038	\$4,096.84	\$15.48	\$23.18	Vonkessler Alfred Iv
438 020 72 21	CND	1	0.02	1.00	0.0182	\$422.94	\$7.71	0.02	0.24	0.0038	\$4,096.84	\$15.48	\$23.18	Patel Ajay&Manoogian Emily N
438 020 72 22	CND	1	0.02	1.00	0.0182	\$422.94	\$7.71	0.02	0.24	0.0038	\$4,096.84	\$15.48	\$23.18	Kogan Family Trust 05-16-14
438 020 72 23	CND	1	0.02	1.00	0.0182	\$422.94	\$7.71	0.02	0.24	0.0038	\$4,096.84	\$15.48	\$23.18	Reyes Theodore R
438 020 72 24	CND	1	0.02	1.00	0.0182	\$422.94	\$7.71	0.02	0.24	0.0038	\$4,096.84	\$15.48	\$23.18	Konopka Zdzislawa Est Of
438 020 72 25	CND	1	0.02	1.00	0.0182	\$422.94	\$7.71	0.02	0.24	0.0038	\$4,096.84	\$15.48	\$23.18	Taylor-Walsh Family 2012 Trust 11-27-12
438 020 72 26	CND	1	0.02	1.00	0.0182	\$422.94	\$7.71	0.02	0.24	0.0038	\$4,096.84	\$15.48	\$23.18	Robinson Randy J
438 020 72 27	CND	1	0.02	1.00	0.0182	\$422.94	\$7.71	0.02	0.24	0.0038	\$4,096.84	\$15.48	\$23.18	Mendivil Rolando
438 020 73 01	CND	1	0.02	1.00	0.0182	\$422.94	\$7.71	0.02	0.24	0.0038	\$4,096.84	\$15.48	\$23.18	Uribe Juan G&Villarreal Eva M L
438 020 73 02	CND	1	0.02	1.00	0.0182	\$422.94	\$7.71	0.02	0.24	0.0038	\$4,096.84	\$15.48	\$23.18	Henry Hallie B
438 020 73 03	CND	1	0.02	1.00	0.0182	\$422.94	\$7.71	0.02	0.24	0.0038	\$4,096.84	\$15.48	\$23.18	Pollard Michael A Jr&Maria
438 020 73 04	CND	1	0.02	1.00	0.0182	\$422.94	\$7.71	0.02	0.24	0.0038	\$4,096.84	\$15.48	\$23.18	Berard Ron K&Bella M
438 020 73 05	CND	1	0.02	1.00	0.0182	\$422.94	\$7.71	0.02	0.24	0.0038	\$4,096.84	\$15.48	\$23.18	Carr Matthew&Casey J
438 020 73 06	CND	1	0.02	1.00	0.0182	\$422.94	\$7.71	0.02	0.24	0.0038	\$4,096.84	\$15.48	\$23.18	Wells Family Living Trust 05-27-16
438 020 73 07	CND	1	0.02	1.00	0.0182	\$422.94	\$7.71	0.02	0.24	0.0038	\$4,096.84	\$15.48	\$23.18	Buckley David Trust 11-30-90
438 020 73 08	CND	1	0.02	1.00	0.0182	\$422.94	\$7.71	0.02	0.24	0.0038	\$4,096.84	\$15.48	\$23.18	Frerichs Kyle&Melissa
438 020 73 09	CND	1	0.02	1.00	0.0182	\$422.94	\$7.71	0.02	0.24	0.0038	\$4,096.84	\$15.48	\$23.18	Upland Deborah E
438 020 73 10	CND	1	0.02	1.00	0.0182	\$422.94	\$7.71	0.02	0.24	0.0038	\$4,096.84	\$15.48	\$23.18	Maley Michael A
438 020 73 11	CND	1	0.02	1.00	0.0182	\$422.94	\$7.71	0.02	0.24	0.0038	\$4,096.84	\$15.48	\$23.18	Jones Paul J&Paulitte P
438 020 73 12	CND	1	0.02	1.00	0.0182	\$422.94	\$7.71	0.02	0.24	0.0038	\$4,096.84	\$15.48	\$23.18	Inowe Ernesto J
438 020 73 13	CND	1	0.02	1.00	0.0182	\$422.94	\$7.71	0.02	0.24	0.0038	\$4,096.84	\$15.48	\$23.18	Serochi George J Jrtrust 09-15-93
438 020 73 14	CND	1	0.02	1.00	0.0182	\$422.94	\$7.71	0.02	0.24	0.0038	\$4,096.84	\$15.48	\$23.18	Alwaque Ivette D
438 020 73 15	CND	1	0.02	1.00	0.0182	\$422.94	\$7.71	0.02	0.24	0.0038	\$4,096.84	\$15.48	\$23.18	Smith Erick
438 020 73 16	CND	1	0.02	1.00	0.0182	\$422.94	\$7.71	0.02	0.24	0.0038	\$4,096.84	\$15.48	\$23.18	Moushanni Samia
438 020 73 17	CND	1	0.02	1.00	0.0182	\$422.94	\$7.71	0.02	0.24	0.0038	\$4,096.84	\$15.48	\$23.18	Pugsley Michael T&Kohler Sandra J
438 020 73 18	CND	1	0.02	1.00	0.0182	\$422.94	\$7.71	0.02	0.24	0.0038	\$4,096.84	\$15.48	\$23.18	Nye Kerry L&Barbara L O
438 020 73 19	CND	1	0.02	1.00	0.0182	\$422.94	\$7.71	0.02	0.24	0.0038	\$4,096.84	\$15.48	\$23.18	Melvin George
438 020 73 20	CND	1	0.02	1.00	0.0182	\$422.94	\$7.71	0.02	0.24	0.0038	\$4,096.84	\$15.48	\$23.18	Balayan Regina
438 020 73 21	CND	1	0.02	1.00	0.0182	\$422.94	\$7.71	0.02	0.24	0.0038	\$4,096.84	\$15.48	\$23.18	Mcfadden Mariaelena J
438 020 73 22	CND	1	0.02	1.00	0.0182	\$422.94	\$7.71	0.02	0.24	0.0038	\$4,096.84	\$15.48	\$23.18	Chen Hong&Qu Xingping
438 020 73 23	CND	1	0.02	1.00	0.0182	\$422.94	\$7.71	0.02	0.24	0.0038	\$4,096.84	\$15.48	\$23.18	Puente Alfonso Manuel C P&Gonzalez Adriana D

EXHIBIT C - Assessment Roll (Fiscal Year 2019)
First San Diego River Improvement Project Maintenance Assessment District

Parcel Number	Land Use ⁽¹⁾	Zone Number	Community Aesthetics Enhancement					Flood Control/Safety					FY 2019 ⁽³⁾ Assessment	Owner Name
			Net Area (Acres)	Zone Factor	EBA ⁽²⁾	Unit Cost	Assessment	Benefit Area (Acres)	Composite Benefit Factor	EBA ⁽²⁾	Unit Cost	Assessment		
438 020 73 24	CND	1	0.02	1.00	0.0182	\$422.94	\$7.71	0.02	0.24	0.0038	\$4,096.84	\$15.48	\$23.18	Hill Phillip A
438 020 74 00	COM	2	2.90	0.50	1.4500	\$422.94	\$613.26	0.00	0.00	0.0000	\$4,096.84	\$0.00	\$613.26	Townsend Mission Valley Properties Lp
438 020 75 00	COM	2	2.23	0.50	1.1150	\$422.94	\$471.58	0.00	0.00	0.0000	\$4,096.84	\$0.00	\$471.58	Townsend Mission Valley Properties Lp
438 021 13 00	COM	2	1.86	0.50	0.9300	\$422.94	\$393.33	1.51	0.06	0.0959	\$4,096.84	\$392.98	\$786.30	7510 Hazard L L C
438 021 14 00	COM	2	0.69	0.50	0.3450	\$422.94	\$145.91	0.00	0.00	0.0000	\$4,096.84	\$0.00	\$145.90	7510 Hazard L L C
438 021 15 00	COM	2	6.10	0.50	3.0500	\$422.94	\$1,289.97	4.33	0.06	0.2750	\$4,096.84	\$1,126.63	\$2,416.60	R E Hazard Contracting Co
438 021 17 00	COM	2	3.69	0.50	1.8450	\$422.94	\$780.32	2.56	0.06	0.1625	\$4,096.84	\$665.92	\$1,446.24	Red Lion Hotels Inc <Lf> Rlh Partnership li Lp
438 021 20 00	COM	2	11.89	0.50	5.9450	\$422.94	\$2,514.38	5.13	0.06	0.3255	\$4,096.84	\$1,333.51	\$3,847.88	7510 Hazard L L C
438 021 21 01	CND	1	0.09	1.00	0.0881	\$422.94	\$37.24	0.05	0.06	0.0035	\$4,096.84	\$14.23	\$51.46	Pennington Marilyn J
438 021 21 02	CND	1	0.09	1.00	0.0881	\$422.94	\$37.24	0.05	0.06	0.0035	\$4,096.84	\$14.23	\$51.46	Patel Krishna I
438 021 21 03	CND	1	0.09	1.00	0.0881	\$422.94	\$37.24	0.05	0.06	0.0035	\$4,096.84	\$14.23	\$51.46	Victoria Laurie A Trust 11-11-05
438 021 21 04	CND	1	0.09	1.00	0.0881	\$422.94	\$37.24	0.05	0.06	0.0035	\$4,096.84	\$14.23	\$51.46	Strei Alanna M Separate Property Trust 12-13-16
438 021 21 05	CND	1	0.09	1.00	0.0881	\$422.94	\$37.24	0.05	0.06	0.0035	\$4,096.84	\$14.23	\$51.46	Day Margaret A Trust 06-14-07
438 021 21 06	CND	1	0.09	1.00	0.0881	\$422.94	\$37.24	0.05	0.06	0.0035	\$4,096.84	\$14.23	\$51.46	Lorme Raymon G Jr&Geraldine R
438 021 21 07	CND	1	0.09	1.00	0.0881	\$422.94	\$37.24	0.05	0.06	0.0035	\$4,096.84	\$14.23	\$51.46	Rael Mark
438 021 21 08	CND	1	0.09	1.00	0.0881	\$422.94	\$37.24	0.05	0.06	0.0035	\$4,096.84	\$14.23	\$51.46	Malooof George J Jr&Lorena
438 021 21 09	CND	1	0.09	1.00	0.0881	\$422.94	\$37.24	0.05	0.06	0.0035	\$4,096.84	\$14.23	\$51.46	Macalpin Martha L
438 021 21 10	CND	1	0.09	1.00	0.0881	\$422.94	\$37.24	0.05	0.06	0.0035	\$4,096.84	\$14.23	\$51.46	Chavez Emiliano&Glenda
438 021 21 11	CND	1	0.09	1.00	0.0881	\$422.94	\$37.24	0.05	0.06	0.0035	\$4,096.84	\$14.23	\$51.46	Barraza Beatriz E Trust 09-30-04
438 021 21 12	CND	1	0.09	1.00	0.0881	\$422.94	\$37.24	0.05	0.06	0.0035	\$4,096.84	\$14.23	\$51.46	Plavsich Radomir
438 021 21 13	CND	1	0.09	1.00	0.0881	\$422.94	\$37.24	0.05	0.06	0.0035	\$4,096.84	\$14.23	\$51.46	Fox Terrence L&Jeanette R
438 021 21 14	CND	1	0.09	1.00	0.0881	\$422.94	\$37.24	0.05	0.06	0.0035	\$4,096.84	\$14.23	\$51.46	Podschun Cedric&Alison
438 021 21 15	CND	1	0.09	1.00	0.0881	\$422.94	\$37.24	0.05	0.06	0.0035	\$4,096.84	\$14.23	\$51.46	Golden Thomas J
438 021 23 01	CND	1	0.09	1.00	0.0881	\$422.94	\$37.24	0.05	0.06	0.0035	\$4,096.84	\$14.23	\$51.46	Deelias Maria Elena
438 021 23 02	CND	1	0.09	1.00	0.0881	\$422.94	\$37.24	0.05	0.06	0.0035	\$4,096.84	\$14.23	\$51.46	Batch Dianne C
438 021 23 03	CND	1	0.09	1.00	0.0881	\$422.94	\$37.24	0.05	0.06	0.0035	\$4,096.84	\$14.23	\$51.46	Barrios Family Trust 06-28-07
438 021 23 04	CND	1	0.09	1.00	0.0881	\$422.94	\$37.24	0.05	0.06	0.0035	\$4,096.84	\$14.23	\$51.46	Beat Jayne Separate Property Trust 08-19-13
438 021 23 05	CND	1	0.09	1.00	0.0881	\$422.94	\$37.24	0.05	0.06	0.0035	\$4,096.84	\$14.23	\$51.46	Honig Family Trust 10-14-99
438 021 23 06	CND	1	0.09	1.00	0.0881	\$422.94	\$37.24	0.05	0.06	0.0035	\$4,096.84	\$14.23	\$51.46	Grier Edward G Jr&Betty L
438 021 23 07	CND	1	0.09	1.00	0.0881	\$422.94	\$37.24	0.05	0.06	0.0035	\$4,096.84	\$14.23	\$51.46	Davis Kristine Living Trust 06-19-15
438 021 23 08	CND	1	0.09	1.00	0.0881	\$422.94	\$37.24	0.05	0.06	0.0035	\$4,096.84	\$14.23	\$51.46	Cheng Yi Ting
438 021 23 09	CND	1	0.09	1.00	0.0881	\$422.94	\$37.24	0.05	0.06	0.0035	\$4,096.84	\$14.23	\$51.46	Daleo Charles A 1998 Trust 10-07-98
438 021 23 10	CND	1	0.09	1.00	0.0881	\$422.94	\$37.24	0.05	0.06	0.0035	\$4,096.84	\$14.23	\$51.46	Bess Joshua
438 021 23 11	CND	1	0.09	1.00	0.0881	\$422.94	\$37.24	0.05	0.06	0.0035	\$4,096.84	\$14.23	\$51.46	Fong Michael J&Herminia
438 021 23 12	CND	1	0.09	1.00	0.0881	\$422.94	\$37.24	0.05	0.06	0.0035	\$4,096.84	\$14.23	\$51.46	Zittle Cyrus M&Joan H
438 021 23 13	CND	1	0.09	1.00	0.0881	\$422.94	\$37.24	0.05	0.06	0.0035	\$4,096.84	\$14.23	\$51.46	Kumagai Sohei&Yuki
438 021 23 14	CND	1	0.09	1.00	0.0881	\$422.94	\$37.24	0.05	0.06	0.0035	\$4,096.84	\$14.23	\$51.46	Adami Arash M&Rebecca R
438 021 23 15	CND	1	0.09	1.00	0.0881	\$422.94	\$37.24	0.05	0.06	0.0035	\$4,096.84	\$14.23	\$51.46	Haggerty Thomas Revocable Trust 01-29-16
438 021 23 16	CND	1	0.09	1.00	0.0881	\$422.94	\$37.24	0.05	0.06	0.0035	\$4,096.84	\$14.23	\$51.46	Arenas Katherine
438 021 23 17	CND	1	0.09	1.00	0.0881	\$422.94	\$37.24	0.05	0.06	0.0035	\$4,096.84	\$14.23	\$51.46	Quon Perry C&Sonia
438 021 23 18	CND	1	0.09	1.00	0.0881	\$422.94	\$37.24	0.05	0.06	0.0035	\$4,096.84	\$14.23	\$51.46	Borbon Luis A
438 021 23 19	CND	1	0.09	1.00	0.0881	\$422.94	\$37.24	0.05	0.06	0.0035	\$4,096.84	\$14.23	\$51.46	Nocon Reynaldo C&Molly R
438 021 23 20	CND	1	0.09	1.00	0.0881	\$422.94	\$37.24	0.05	0.06	0.0035	\$4,096.84	\$14.23	\$51.46	Ranjbari Family Trust 04-17-14
438 021 23 21	CND	1	0.09	1.00	0.0881	\$422.94	\$37.24	0.05	0.06	0.0035	\$4,096.84	\$14.23	\$51.46	Chen Han Sheng&Fu-Gin
438 021 25 01	CND	1	0.09	1.00	0.0881	\$422.94	\$37.24	0.05	0.06	0.0035	\$4,096.84	\$14.23	\$51.46	Trim Debra L
438 021 25 02	CND	1	0.09	1.00	0.0881	\$422.94	\$37.24	0.05	0.06	0.0035	\$4,096.84	\$14.23	\$51.46	Rodgers Family Trust 06-12-07

EXHIBIT C - Assessment Roll (Fiscal Year 2019)
First San Diego River Improvement Project Maintenance Assessment District

Parcel Number	Land Use ⁽¹⁾	Zone Number	Community Aesthetics Enhancement					Flood Control/Safety					FY 2019 ⁽³⁾ Assessment	Owner Name
			Net Area (Acres)	Zone Factor	EBA ⁽²⁾	Unit Cost	Assessment	Benefit Area (Acres)	Composite Benefit Factor	EBA ⁽²⁾	Unit Cost	Assessment		
438 021 25 03	CND	1	0.09	1.00	0.0881	\$422.94	\$37.24	0.05	0.06	0.0035	\$4,096.84	\$14.23	\$51.46	Quint Colin K&Brown Debra L
438 021 25 04	CND	1	0.09	1.00	0.0881	\$422.94	\$37.24	0.05	0.06	0.0035	\$4,096.84	\$14.23	\$51.46	Cardenas Jose R&Lopez Maria A
438 021 25 05	CND	1	0.09	1.00	0.0881	\$422.94	\$37.24	0.05	0.06	0.0035	\$4,096.84	\$14.23	\$51.46	Cardenas Jose R
438 021 25 06	CND	1	0.09	1.00	0.0881	\$422.94	\$37.24	0.05	0.06	0.0035	\$4,096.84	\$14.23	\$51.46	Snyder Robert A
438 021 25 07	CND	1	0.09	1.00	0.0881	\$422.94	\$37.24	0.05	0.06	0.0035	\$4,096.84	\$14.23	\$51.46	Rigas Jerry&Harula
438 021 25 08	CND	1	0.09	1.00	0.0881	\$422.94	\$37.24	0.05	0.06	0.0035	\$4,096.84	\$14.23	\$51.46	Gilleran Maggie Trust 06-11-97
438 021 25 09	CND	1	0.09	1.00	0.0881	\$422.94	\$37.24	0.05	0.06	0.0035	\$4,096.84	\$14.23	\$51.46	Levine Robert M Trust 10-30-13
438 021 25 10	CND	1	0.09	1.00	0.0881	\$422.94	\$37.24	0.05	0.06	0.0035	\$4,096.84	\$14.23	\$51.46	Mach Revocable Trust 09-26-13
438 021 25 11	CND	1	0.09	1.00	0.0881	\$422.94	\$37.24	0.05	0.06	0.0035	\$4,096.84	\$14.23	\$51.46	Sudduth Family Trust 08-07-89
438 021 25 12	CND	1	0.09	1.00	0.0881	\$422.94	\$37.24	0.05	0.06	0.0035	\$4,096.84	\$14.23	\$51.46	Dong Jean W
438 021 25 13	CND	1	0.09	1.00	0.0881	\$422.94	\$37.24	0.05	0.06	0.0035	\$4,096.84	\$14.23	\$51.46	Mcfadden Christy N
438 021 25 14	CND	1	0.09	1.00	0.0881	\$422.94	\$37.24	0.05	0.06	0.0035	\$4,096.84	\$14.23	\$51.46	Cowan Guy M&Felke Kathleen A Revocable Living T
438 021 25 15	CND	1	0.09	1.00	0.0881	\$422.94	\$37.24	0.05	0.06	0.0035	\$4,096.84	\$14.23	\$51.46	Espinosa Rosendo R R
438 021 25 16	CND	1	0.09	1.00	0.0881	\$422.94	\$37.24	0.05	0.06	0.0035	\$4,096.84	\$14.23	\$51.46	West Dennis A
438 021 25 17	CND	1	0.09	1.00	0.0881	\$422.94	\$37.24	0.05	0.06	0.0035	\$4,096.84	\$14.23	\$51.46	Nguyen Elizabeth M 2018 Trust
438 021 25 18	CND	1	0.09	1.00	0.0881	\$422.94	\$37.24	0.05	0.06	0.0035	\$4,096.84	\$14.23	\$51.46	Rudick Stuart M&Donna C Survivors Revocable Trus
438 021 25 19	CND	1	0.09	1.00	0.0881	\$422.94	\$37.24	0.05	0.06	0.0035	\$4,096.84	\$14.23	\$51.46	Stevenson Charles A&Susan M Family Trust 05-05-9
438 021 25 20	CND	1	0.09	1.00	0.0881	\$422.94	\$37.24	0.05	0.06	0.0035	\$4,096.84	\$14.23	\$51.46	Yesaie Talin
438 021 25 21	CND	1	0.09	1.00	0.0881	\$422.94	\$37.24	0.05	0.06	0.0035	\$4,096.84	\$14.23	\$51.46	Batterson Timothy J
438 021 27 01	CND	1	0.09	1.00	0.0881	\$422.94	\$37.24	0.05	0.06	0.0035	\$4,096.84	\$14.23	\$51.46	Soto Alexander I
438 021 27 02	CND	1	0.09	1.00	0.0881	\$422.94	\$37.24	0.05	0.06	0.0035	\$4,096.84	\$14.23	\$51.46	Villa Properties
438 021 27 03	CND	1	0.09	1.00	0.0881	\$422.94	\$37.24	0.05	0.06	0.0035	\$4,096.84	\$14.23	\$51.46	Bain Gregory W&Peggy Ina Hsu
438 021 27 04	CND	1	0.09	1.00	0.0881	\$422.94	\$37.24	0.05	0.06	0.0035	\$4,096.84	\$14.23	\$51.46	Babb Phillip R Trust 11-16-15
438 021 27 05	CND	1	0.09	1.00	0.0881	\$422.94	\$37.24	0.05	0.06	0.0035	\$4,096.84	\$14.23	\$51.46	Mena Patricia
438 021 27 06	CND	1	0.09	1.00	0.0881	\$422.94	\$37.24	0.05	0.06	0.0035	\$4,096.84	\$14.23	\$51.46	C R Realty S A De C V
438 021 27 07	CND	1	0.09	1.00	0.0881	\$422.94	\$37.24	0.05	0.06	0.0035	\$4,096.84	\$14.23	\$51.46	Caines Colin
438 021 27 08	CND	1	0.09	1.00	0.0881	\$422.94	\$37.24	0.05	0.06	0.0035	\$4,096.84	\$14.23	\$51.46	Kone James J Jr
438 021 27 09	CND	1	0.09	1.00	0.0881	\$422.94	\$37.24	0.05	0.06	0.0035	\$4,096.84	\$14.23	\$51.46	Evans Regina V
438 021 27 10	CND	1	0.09	1.00	0.0881	\$422.94	\$37.24	0.05	0.06	0.0035	\$4,096.84	\$14.23	\$51.46	Lecaill Tuarii
438 021 27 11	CND	1	0.09	1.00	0.0881	\$422.94	\$37.24	0.05	0.06	0.0035	\$4,096.84	\$14.23	\$51.46	Small Valerie L
438 021 27 12	CND	1	0.09	1.00	0.0881	\$422.94	\$37.24	0.05	0.06	0.0035	\$4,096.84	\$14.23	\$51.46	Smith Tony K
438 021 27 13	CND	1	0.09	1.00	0.0881	\$422.94	\$37.24	0.05	0.06	0.0035	\$4,096.84	\$14.23	\$51.46	Zendejas Dan R&Maria D L L
438 021 27 14	CND	1	0.09	1.00	0.0881	\$422.94	\$37.24	0.05	0.06	0.0035	\$4,096.84	\$14.23	\$51.46	Handelsman Family Trust 10-17-12
438 021 27 15	CND	1	0.09	1.00	0.0881	\$422.94	\$37.24	0.05	0.06	0.0035	\$4,096.84	\$14.23	\$51.46	Shah Pradeep K&Jyoti P
438 021 28 01	CND	1	0.09	1.00	0.0881	\$422.94	\$37.24	0.05	0.06	0.0035	\$4,096.84	\$14.23	\$51.46	Dammeyer Revocable Trust 06-18-98
438 021 28 02	CND	1	0.09	1.00	0.0881	\$422.94	\$37.24	0.05	0.06	0.0035	\$4,096.84	\$14.23	\$51.46	Ashurst Revocable Trust 08-17-88
438 021 28 03	CND	1	0.09	1.00	0.0881	\$422.94	\$37.24	0.05	0.06	0.0035	\$4,096.84	\$14.23	\$51.46	Mellon Michael R&Ellen A
438 021 28 04	CND	1	0.09	1.00	0.0881	\$422.94	\$37.24	0.05	0.06	0.0035	\$4,096.84	\$14.23	\$51.46	Voss Michael
438 021 28 05	CND	1	0.09	1.00	0.0881	\$422.94	\$37.24	0.05	0.06	0.0035	\$4,096.84	\$14.23	\$51.46	Jones Kelly C Jr&Valdez Cynthia P
438 021 28 06	CND	1	0.09	1.00	0.0881	\$422.94	\$37.24	0.05	0.06	0.0035	\$4,096.84	\$14.23	\$51.46	Lampert Family Trust 03-30-94
438 021 28 07	CND	1	0.09	1.00	0.0881	\$422.94	\$37.24	0.05	0.06	0.0035	\$4,096.84	\$14.23	\$51.46	Curtiss Enterprises L L C
438 021 28 08	CND	1	0.09	1.00	0.0881	\$422.94	\$37.24	0.05	0.06	0.0035	\$4,096.84	\$14.23	\$51.46	Silva Theodore&Hohlweg Gabriela
438 021 28 09	CND	1	0.09	1.00	0.0881	\$422.94	\$37.24	0.05	0.06	0.0035	\$4,096.84	\$14.23	\$51.46	Masumoto Jodi N Living Trust 01-29-16
438 021 28 10	CND	1	0.09	1.00	0.0881	\$422.94	\$37.24	0.05	0.06	0.0035	\$4,096.84	\$14.23	\$51.46	Andrews Graham P&Carol A
438 021 28 11	CND	1	0.09	1.00	0.0881	\$422.94	\$37.24	0.05	0.06	0.0035	\$4,096.84	\$14.23	\$51.46	Bell Family Trust 03-07-98
438 021 28 12	CND	1	0.09	1.00	0.0881	\$422.94	\$37.24	0.05	0.06	0.0035	\$4,096.84	\$14.23	\$51.46	Quasarano Trust 08-14-15

EXHIBIT C - Assessment Roll (Fiscal Year 2019)
First San Diego River Improvement Project Maintenance Assessment District

Parcel Number	Land Use ⁽¹⁾	Zone Number	Community Aesthetics Enhancement					Flood Control/Safety					FY 2019 ⁽³⁾ Assessment	Owner Name
			Net Area (Acres)	Zone Factor	EBA ⁽²⁾	Unit Cost	Assessment	Benefit Area (Acres)	Composite Benefit Factor	EBA ⁽²⁾	Unit Cost	Assessment		
438 021 28 13	CND	1	0.09	1.00	0.0881	\$422.94	\$37.24	0.05	0.06	0.0035	\$4,096.84	\$14.23	\$51.46	Thompson Ann K
438 021 28 14	CND	1	0.09	1.00	0.0881	\$422.94	\$37.24	0.05	0.06	0.0035	\$4,096.84	\$14.23	\$51.46	Klein Richard T
438 021 28 15	CND	1	0.09	1.00	0.0881	\$422.94	\$37.24	0.05	0.06	0.0035	\$4,096.84	\$14.23	\$51.46	Su Ming H
438 021 28 16	CND	1	0.09	1.00	0.0881	\$422.94	\$37.24	0.05	0.06	0.0035	\$4,096.84	\$14.23	\$51.46	Christoffersen Richard 2008 Trust 06-23-08
438 021 28 17	CND	1	0.09	1.00	0.0881	\$422.94	\$37.24	0.05	0.06	0.0035	\$4,096.84	\$14.23	\$51.46	Paraskeva Dean P
438 021 28 18	CND	1	0.09	1.00	0.0881	\$422.94	\$37.24	0.05	0.06	0.0035	\$4,096.84	\$14.23	\$51.46	Smith Family Trust 06-13-06
438 021 28 19	CND	1	0.09	1.00	0.0881	\$422.94	\$37.24	0.05	0.06	0.0035	\$4,096.84	\$14.23	\$51.46	Broyles Robert A Trust 02-14-17
438 021 28 20	CND	1	0.09	1.00	0.0881	\$422.94	\$37.24	0.05	0.06	0.0035	\$4,096.84	\$14.23	\$51.46	Goldbaum Ricardo E A&Arjona Maria E L D
438 021 28 21	CND	1	0.09	1.00	0.0881	\$422.94	\$37.24	0.05	0.06	0.0035	\$4,096.84	\$14.23	\$51.46	Greene Lorri E
438 021 29 01	CND	1	0.09	1.00	0.0881	\$422.94	\$37.24	0.05	0.06	0.0035	\$4,096.84	\$14.23	\$51.46	Harmon Peggy L
438 021 29 02	CND	1	0.09	1.00	0.0881	\$422.94	\$37.24	0.05	0.06	0.0035	\$4,096.84	\$14.23	\$51.46	Hohlweg Gabriela
438 021 29 03	CND	1	0.09	1.00	0.0881	\$422.94	\$37.24	0.05	0.06	0.0035	\$4,096.84	\$14.23	\$51.46	Mitchell Edwin Jr
438 021 31 01	CND	1	0.09	1.00	0.0881	\$422.94	\$37.24	0.05	0.06	0.0035	\$4,096.84	\$14.23	\$51.46	Moch Adrienne Trust 11-07-05
438 021 31 02	CND	1	0.09	1.00	0.0881	\$422.94	\$37.24	0.05	0.06	0.0035	\$4,096.84	\$14.23	\$51.46	Turgen Adele M Trust 01-18-94
438 021 31 03	CND	1	0.09	1.00	0.0881	\$422.94	\$37.24	0.05	0.06	0.0035	\$4,096.84	\$14.23	\$51.46	Yokoi Masahito
438 021 31 04	CND	1	0.09	1.00	0.0881	\$422.94	\$37.24	0.05	0.06	0.0035	\$4,096.84	\$14.23	\$51.46	Fahnestock Lori
438 021 31 05	CND	1	0.09	1.00	0.0881	\$422.94	\$37.24	0.05	0.06	0.0035	\$4,096.84	\$14.23	\$51.46	Brodie Beverly L
438 021 31 06	CND	1	0.09	1.00	0.0881	\$422.94	\$37.24	0.05	0.06	0.0035	\$4,096.84	\$14.23	\$51.46	Flaming Family Trust
438 021 31 07	CND	1	0.09	1.00	0.0881	\$422.94	\$37.24	0.05	0.06	0.0035	\$4,096.84	\$14.23	\$51.46	Diaz Jose F&Lee Ju-Young
438 021 31 08	CND	1	0.09	1.00	0.0881	\$422.94	\$37.24	0.05	0.06	0.0035	\$4,096.84	\$14.23	\$51.46	Sullivan Family Trust 08-24-96
438 021 31 09	CND	1	0.09	1.00	0.0881	\$422.94	\$37.24	0.05	0.06	0.0035	\$4,096.84	\$14.23	\$51.46	Espiritu Joseph P
438 021 31 10	CND	1	0.09	1.00	0.0881	\$422.94	\$37.24	0.05	0.06	0.0035	\$4,096.84	\$14.23	\$51.46	Roman Meredith
438 021 31 11	CND	1	0.09	1.00	0.0881	\$422.94	\$37.24	0.05	0.06	0.0035	\$4,096.84	\$14.23	\$51.46	Plourd Jeffrey R&Delu D Trs
438 021 31 12	CND	1	0.09	1.00	0.0881	\$422.94	\$37.24	0.05	0.06	0.0035	\$4,096.84	\$14.23	\$51.46	Watanabe Alberto&Perez Paulina
438 021 31 13	CND	1	0.09	1.00	0.0881	\$422.94	\$37.24	0.05	0.06	0.0035	\$4,096.84	\$14.23	\$51.46	Turgen Adele M Trust 01-18-94
438 021 31 14	CND	1	0.09	1.00	0.0881	\$422.94	\$37.24	0.05	0.06	0.0035	\$4,096.84	\$14.23	\$51.46	Warfield John T&Calista M Revocable Trust 07-25-10
438 021 31 15	CND	1	0.09	1.00	0.0881	\$422.94	\$37.24	0.05	0.06	0.0035	\$4,096.84	\$14.23	\$51.46	Warfield John M&Tamara S Revocable Trust 10-19-0
438 021 31 16	CND	1	0.09	1.00	0.0881	\$422.94	\$37.24	0.05	0.06	0.0035	\$4,096.84	\$14.23	\$51.46	Mongan Ralph C
438 021 31 17	CND	1	0.09	1.00	0.0881	\$422.94	\$37.24	0.05	0.06	0.0035	\$4,096.84	\$14.23	\$51.46	Cadena Jesus G Trust 11-30-15
438 021 31 18	CND	1	0.09	1.00	0.0881	\$422.94	\$37.24	0.05	0.06	0.0035	\$4,096.84	\$14.23	\$51.46	Warfield Richard E&Cristin Revocable Trust 12-11-06
438 021 32 01	CND	1	0.09	1.00	0.0881	\$422.94	\$37.24	0.05	0.06	0.0035	\$4,096.84	\$14.23	\$51.46	Larkin Family Trust 10-10-00
438 021 32 02	CND	1	0.09	1.00	0.0881	\$422.94	\$37.24	0.05	0.06	0.0035	\$4,096.84	\$14.23	\$51.46	Tutino Joe A
438 021 32 03	CND	1	0.09	1.00	0.0881	\$422.94	\$37.24	0.05	0.06	0.0035	\$4,096.84	\$14.23	\$51.46	Lang Philip&Michele
438 021 32 04	CND	1	0.09	1.00	0.0881	\$422.94	\$37.24	0.05	0.06	0.0035	\$4,096.84	\$14.23	\$51.46	Lopez Family Trust 12-21-04
438 021 32 05	CND	1	0.09	1.00	0.0881	\$422.94	\$37.24	0.05	0.06	0.0035	\$4,096.84	\$14.23	\$51.46	Flanders Michael W&Maria C
438 021 32 06	CND	1	0.09	1.00	0.0881	\$422.94	\$37.24	0.05	0.06	0.0035	\$4,096.84	\$14.23	\$51.46	Elzner Benjamin A
438 030 06 00	COM	2	3.58	0.50	1.7900	\$422.94	\$757.06	0.77	0.06	0.0490	\$4,096.84	\$200.65	\$957.70	Mission Valley Shoppingtown L L C <L> M V C Buye
438 030 33 00	COM	1	1.38	1.00	1.3800	\$422.94	\$583.66	0.07	0.28	0.0195	\$4,096.84	\$80.08	\$663.74	Jpmorgan Chase Bank
438 030 34 00	COM	1	2.35	1.00	2.3500	\$422.94	\$993.91	0.03	0.29	0.0100	\$4,096.84	\$41.14	\$1,035.04	Mann Enterprises Inc
438 030 44 00	UND	1	0.42	1.00	0.0000	\$422.94	\$0.00	0.00	0.00	0.0000	\$4,096.84	\$0.00	\$0.00	S D River Corp
438 030 45 00	UND	1	0.42	1.00	0.0000	\$422.94	\$0.00	0.04	0.00	0.0000	\$4,096.84	\$0.00	\$0.00	S D River Corp
438 030 46 00	UND	1	0.66	1.00	0.0000	\$422.94	\$0.00	0.01	0.00	0.0000	\$4,096.84	\$0.00	\$0.00	S D River Corp
438 030 47 00	UND	1	15.37	1.00	0.0000	\$422.94	\$0.00	0.24	0.00	0.0000	\$4,096.84	\$0.00	\$0.00	S D River Corp
438 030 48 00	STR	1	3.15	1.00	0.0000	\$422.94	\$0.00	2.53	0.00	0.0000	\$4,096.84	\$0.00	\$0.00	Metropolitan Transit Development Board
438 030 49 00	STR	1	0.10	1.00	0.0000	\$422.94	\$0.00	0.11	0.00	0.0000	\$4,096.84	\$0.00	\$0.00	San Diego Metropolitan Transit Development Board
438 030 50 00	COM	2	9.29	0.50	4.6450	\$422.94	\$1,964.56	4.43	0.06	0.2813	\$4,096.84	\$1,152.39	\$3,116.94	Macys Primary Real Est Inc

EXHIBIT C - Assessment Roll (Fiscal Year 2019)
First San Diego River Improvement Project Maintenance Assessment District

Parcel Number	Land Use ⁽¹⁾	Zone Number	Community Aesthetics Enhancement					Flood Control/Safety					FY 2019 ⁽³⁾ Assessment	Owner Name
			Net Area (Acres)	Zone Factor	EBA ⁽²⁾	Unit Cost	Assessment	Benefit Area (Acres)	Composite Benefit Factor	EBA ⁽²⁾	Unit Cost	Assessment		
438 030 51 00	COM	2	0.26	0.50	0.1300	\$422.94	\$54.98	0.26	0.06	0.0165	\$4,096.84	\$67.63	\$122.60	Mission Valley Shoppingtown L L C
438 030 52 00	COM	1	18.14	1.00	18.1400	\$422.94	\$7,672.13	19.87	0.30	5.8753	\$4,096.84	\$24,070.12	\$31,742.24	Pitv L P
438 030 53 00	UND	1	0.01	1.00	0.0000	\$422.94	\$0.00	0.00	0.00	0.0000	\$4,096.84	\$0.00	\$0.00	P I T V L P
438 030 54 00	COM	2	45.23	0.50	22.6150	\$422.94	\$9,564.79	33.30	0.06	2.1143	\$4,096.84	\$8,661.93	\$18,226.72	Mission Valley Shoppingtown L L C
438 030 55 00	COM	2	2.27	0.50	1.1350	\$422.94	\$480.04	0.25	0.06	0.0158	\$4,096.84	\$64.62	\$544.66	Mission Valley Shoppingtown L L C
438 120 11 00	COM	2	0.47	0.50	0.2350	\$422.94	\$99.39	0.05	0.06	0.0030	\$4,096.84	\$12.23	\$111.62	Mission Valley Petroleum Inc
438 120 22 00	COM	2	0.86	0.50	0.4300	\$422.94	\$181.86	0.81	0.06	0.0515	\$4,096.84	\$210.99	\$392.84	In-N-Out Burgers <Lf> M V R Llc
438 120 24 00	COM	2	3.16	0.50	1.5800	\$422.94	\$668.25	2.98	0.06	0.1892	\$4,096.84	\$775.27	\$1,443.52	Plaza 2020 Investors Llc
438 120 25 00	COM	2	1.76	0.50	0.8800	\$422.94	\$372.19	1.66	0.06	0.1054	\$4,096.84	\$431.80	\$803.98	S D Retail Llc
438 120 26 00	COM	2	1.21	0.50	0.6045	\$422.94	\$255.67	1.14	0.06	0.0724	\$4,096.84	\$296.62	\$552.28	Gershman Properties Llc
438 120 27 00	UTL	2	0.00	0.50	0.0005	\$422.94	\$0.21	0.00	0.06	0.0001	\$4,096.84	\$0.25	\$0.46	Pacific Bell Wireless <Lf> Gershman Properties Llc
438 170 01 00	COM	2	1.20	0.50	0.6000	\$422.94	\$253.76	0.00	0.00	0.0000	\$4,096.84	\$0.00	\$253.76	Kelkat L L C
438 170 14 01	CND	2	0.01	0.50	0.0040	\$422.94	\$1.69	0.00	0.00	0.0000	\$4,096.84	\$0.00	\$1.68	El-Tawy Dalia M
438 170 14 02	CND	2	0.01	0.50	0.0040	\$422.94	\$1.69	0.00	0.00	0.0000	\$4,096.84	\$0.00	\$1.68	Bell Molly
438 170 14 03	CND	2	0.01	0.50	0.0040	\$422.94	\$1.69	0.00	0.00	0.0000	\$4,096.84	\$0.00	\$1.68	Missoumi Kareem
438 170 14 04	CND	2	0.01	0.50	0.0040	\$422.94	\$1.69	0.00	0.00	0.0000	\$4,096.84	\$0.00	\$1.68	Beckstrand Family Trust 02-23-15
438 170 14 05	CND	2	0.01	0.50	0.0040	\$422.94	\$1.69	0.00	0.00	0.0000	\$4,096.84	\$0.00	\$1.68	Pak Hyun Suk
438 170 14 06	CND	2	0.01	0.50	0.0040	\$422.94	\$1.69	0.00	0.00	0.0000	\$4,096.84	\$0.00	\$1.68	Figuroa Enrique S
438 170 14 07	CND	2	0.01	0.50	0.0040	\$422.94	\$1.69	0.00	0.00	0.0000	\$4,096.84	\$0.00	\$1.68	Waniewski Scott S&Dawn M
438 170 14 08	CND	2	0.01	0.50	0.0040	\$422.94	\$1.69	0.00	0.00	0.0000	\$4,096.84	\$0.00	\$1.68	Henderson Raymond E&Renee E
438 170 14 09	CND	2	0.01	0.50	0.0040	\$422.94	\$1.69	0.00	0.00	0.0000	\$4,096.84	\$0.00	\$1.68	Zika Jarmila
438 170 14 10	CND	2	0.01	0.50	0.0040	\$422.94	\$1.69	0.00	0.00	0.0000	\$4,096.84	\$0.00	\$1.68	Cardenas Nytza D
438 170 14 11	CND	2	0.01	0.50	0.0040	\$422.94	\$1.69	0.00	0.00	0.0000	\$4,096.84	\$0.00	\$1.68	Delcastillo Family Trust 09-18-14
438 170 14 12	CND	2	0.01	0.50	0.0040	\$422.94	\$1.69	0.00	0.00	0.0000	\$4,096.84	\$0.00	\$1.68	Mounier Matthew C
438 170 14 13	CND	2	0.01	0.50	0.0040	\$422.94	\$1.69	0.00	0.00	0.0000	\$4,096.84	\$0.00	\$1.68	Rogers Ronald D&Coral M
438 170 14 14	CND	2	0.01	0.50	0.0040	\$422.94	\$1.69	0.00	0.00	0.0000	\$4,096.84	\$0.00	\$1.68	Kent Timothy J
438 170 14 15	CND	2	0.01	0.50	0.0040	\$422.94	\$1.69	0.00	0.00	0.0000	\$4,096.84	\$0.00	\$1.68	Covington Willie E Jr
438 170 14 16	CND	2	0.01	0.50	0.0040	\$422.94	\$1.69	0.00	0.00	0.0000	\$4,096.84	\$0.00	\$1.68	Gracia Ricardo
438 170 14 17	CND	2	0.01	0.50	0.0040	\$422.94	\$1.69	0.00	0.00	0.0000	\$4,096.84	\$0.00	\$1.68	Lumbres-Himelfarb Georgia A Trust 07-09-15
438 170 14 18	CND	2	0.01	0.50	0.0040	\$422.94	\$1.69	0.00	0.00	0.0000	\$4,096.84	\$0.00	\$1.68	Osborne Warren L
438 170 14 19	CND	2	0.01	0.50	0.0040	\$422.94	\$1.69	0.00	0.00	0.0000	\$4,096.84	\$0.00	\$1.68	Ryan Vincent B
438 170 14 20	CND	2	0.01	0.50	0.0040	\$422.94	\$1.69	0.00	0.00	0.0000	\$4,096.84	\$0.00	\$1.68	West Family Revocable Trust 09-19-17
438 170 14 21	CND	2	0.01	0.50	0.0040	\$422.94	\$1.69	0.00	0.00	0.0000	\$4,096.84	\$0.00	\$1.68	Hong Yumin
438 170 14 22	CND	2	0.01	0.50	0.0040	\$422.94	\$1.69	0.00	0.00	0.0000	\$4,096.84	\$0.00	\$1.68	Lane Timothy Living Trust 12-15-07
438 170 14 23	CND	2	0.01	0.50	0.0040	\$422.94	\$1.69	0.00	0.00	0.0000	\$4,096.84	\$0.00	\$1.68	Klosterman Kenneth E&Judy M
438 170 14 24	CND	2	0.01	0.50	0.0040	\$422.94	\$1.69	0.00	0.00	0.0000	\$4,096.84	\$0.00	\$1.68	Benner Gary C Trust 09-29-97
438 170 14 25	CND	2	0.01	0.50	0.0040	\$422.94	\$1.69	0.00	0.00	0.0000	\$4,096.84	\$0.00	\$1.68	Robinson Trust 05-13-13
438 170 14 26	CND	2	0.01	0.50	0.0040	\$422.94	\$1.69	0.00	0.00	0.0000	\$4,096.84	\$0.00	\$1.68	Robinson Theodore J li&Sandra E Family 1994 Trust
438 170 14 27	CND	2	0.01	0.50	0.0040	\$422.94	\$1.69	0.00	0.00	0.0000	\$4,096.84	\$0.00	\$1.68	Reyes Ceasar P
438 170 14 28	CND	2	0.01	0.50	0.0040	\$422.94	\$1.69	0.00	0.00	0.0000	\$4,096.84	\$0.00	\$1.68	Olszower Living Trust 06-23-00
438 170 14 29	CND	2	0.01	0.50	0.0040	\$422.94	\$1.69	0.00	0.00	0.0000	\$4,096.84	\$0.00	\$1.68	Tien Dinh Van
438 170 14 30	CND	2	0.01	0.50	0.0040	\$422.94	\$1.69	0.00	0.00	0.0000	\$4,096.84	\$0.00	\$1.68	Reasor Ryan
438 170 14 31	CND	2	0.01	0.50	0.0040	\$422.94	\$1.69	0.00	0.00	0.0000	\$4,096.84	\$0.00	\$1.68	Poon Maria
438 170 14 32	CND	2	0.01	0.50	0.0040	\$422.94	\$1.69	0.00	0.00	0.0000	\$4,096.84	\$0.00	\$1.68	Pretera Tory&Charinphon
438 170 14 33	CND	2	0.01	0.50	0.0040	\$422.94	\$1.69	0.00	0.00	0.0000	\$4,096.84	\$0.00	\$1.68	Kelberg Helene Tr
438 170 14 34	CND	2	0.01	0.50	0.0040	\$422.94	\$1.69	0.00	0.00	0.0000	\$4,096.84	\$0.00	\$1.68	Kelberg Helene Tr

EXHIBIT C - Assessment Roll (Fiscal Year 2019)
First San Diego River Improvement Project Maintenance Assessment District

Parcel Number	Land Use ⁽¹⁾	Zone Number	Community Aesthetics Enhancement					Flood Control/Safety					FY 2019 ⁽³⁾ Assessment	Owner Name
			Net Area (Acres)	Zone Factor	EBA ⁽²⁾	Unit Cost	Assessment	Benefit Area (Acres)	Composite Benefit Factor	EBA ⁽²⁾	Unit Cost	Assessment		
438 170 14 35	CND	2	0.01	0.50	0.0040	\$422.94	\$1.69	0.00	0.00	0.0000	\$4,096.84	\$0.00	\$1.68	Swamy Ravi
438 170 14 36	CND	2	0.01	0.50	0.0040	\$422.94	\$1.69	0.00	0.00	0.0000	\$4,096.84	\$0.00	\$1.68	Tahriri Hamid&Mataneh
438 170 14 37	CND	2	0.01	0.50	0.0040	\$422.94	\$1.69	0.00	0.00	0.0000	\$4,096.84	\$0.00	\$1.68	Crawford Kevin
438 170 14 38	CND	2	0.01	0.50	0.0040	\$422.94	\$1.69	0.00	0.00	0.0000	\$4,096.84	\$0.00	\$1.68	Whitney Muriel J
438 170 14 39	CND	2	0.01	0.50	0.0040	\$422.94	\$1.69	0.00	0.00	0.0000	\$4,096.84	\$0.00	\$1.68	Nikolaev Dennis V
438 170 14 40	CND	2	0.01	0.50	0.0040	\$422.94	\$1.69	0.00	0.00	0.0000	\$4,096.84	\$0.00	\$1.68	Castro Alejandro J
438 170 14 41	CND	2	0.01	0.50	0.0040	\$422.94	\$1.69	0.00	0.00	0.0000	\$4,096.84	\$0.00	\$1.68	Golden Thomas W&Diane
438 170 14 42	CND	2	0.01	0.50	0.0040	\$422.94	\$1.69	0.00	0.00	0.0000	\$4,096.84	\$0.00	\$1.68	Recker Neal
438 170 14 43	CND	2	0.01	0.50	0.0040	\$422.94	\$1.69	0.00	0.00	0.0000	\$4,096.84	\$0.00	\$1.68	England Jerry L li&Frances
438 170 14 44	CND	2	0.01	0.50	0.0040	\$422.94	\$1.69	0.00	0.00	0.0000	\$4,096.84	\$0.00	\$1.68	Gualtieri Christopher
438 170 14 45	CND	2	0.01	0.50	0.0040	\$422.94	\$1.69	0.00	0.00	0.0000	\$4,096.84	\$0.00	\$1.68	Lyman Jeffrey B
438 170 14 46	CND	2	0.01	0.50	0.0040	\$422.94	\$1.69	0.00	0.00	0.0000	\$4,096.84	\$0.00	\$1.68	Mccoy James&Amy
438 170 14 47	CND	2	0.01	0.50	0.0040	\$422.94	\$1.69	0.00	0.00	0.0000	\$4,096.84	\$0.00	\$1.68	Stokely Family Trust 02-04-17
438 170 14 48	CND	2	0.01	0.50	0.0040	\$422.94	\$1.69	0.00	0.00	0.0000	\$4,096.84	\$0.00	\$1.68	Glaser Dennis L Tr
438 170 14 49	CND	2	0.01	0.50	0.0040	\$422.94	\$1.69	0.00	0.00	0.0000	\$4,096.84	\$0.00	\$1.68	Smith Family Trust 04-19-99
438 170 14 50	CND	2	0.01	0.50	0.0040	\$422.94	\$1.69	0.00	0.00	0.0000	\$4,096.84	\$0.00	\$1.68	Tzavaras Jason C&Luann
438 170 14 51	CND	2	0.01	0.50	0.0040	\$422.94	\$1.69	0.00	0.00	0.0000	\$4,096.84	\$0.00	\$1.68	Henderson Raymond E&Renee E
438 170 14 52	CND	2	0.01	0.50	0.0040	\$422.94	\$1.69	0.00	0.00	0.0000	\$4,096.84	\$0.00	\$1.68	Benusa Gregory S Living Trust 02-15-17
438 170 14 53	CND	2	0.01	0.50	0.0040	\$422.94	\$1.69	0.00	0.00	0.0000	\$4,096.84	\$0.00	\$1.68	Mackewicz Douglas
438 170 14 54	CND	2	0.01	0.50	0.0040	\$422.94	\$1.69	0.00	0.00	0.0000	\$4,096.84	\$0.00	\$1.68	Romanelli Adrian O&Shahnaz
438 170 14 55	CND	2	0.01	0.50	0.0040	\$422.94	\$1.69	0.00	0.00	0.0000	\$4,096.84	\$0.00	\$1.68	Neete Family Trust 10-19-98
438 170 14 56	CND	2	0.01	0.50	0.0040	\$422.94	\$1.69	0.00	0.00	0.0000	\$4,096.84	\$0.00	\$1.68	Cooper Robert R
438 170 14 57	CND	2	0.01	0.50	0.0040	\$422.94	\$1.69	0.00	0.00	0.0000	\$4,096.84	\$0.00	\$1.68	Labovitz Jeffrey&Babic-Labovitz Olja
438 170 14 58	CND	2	0.01	0.50	0.0040	\$422.94	\$1.69	0.00	0.00	0.0000	\$4,096.84	\$0.00	\$1.68	Acre Alan
438 170 14 59	CND	2	0.01	0.50	0.0040	\$422.94	\$1.69	0.00	0.00	0.0000	\$4,096.84	\$0.00	\$1.68	R E O Coast Vista Trust
438 170 14 60	CND	2	0.01	0.50	0.0040	\$422.94	\$1.69	0.00	0.00	0.0000	\$4,096.84	\$0.00	\$1.68	Horton Kathie C
438 170 14 61	CND	2	0.01	0.50	0.0040	\$422.94	\$1.69	0.00	0.00	0.0000	\$4,096.84	\$0.00	\$1.68	Luu Cindy
438 170 14 62	CND	2	0.01	0.50	0.0040	\$422.94	\$1.69	0.00	0.00	0.0000	\$4,096.84	\$0.00	\$1.68	Stong Raymond W
438 170 14 63	CND	2	0.01	0.50	0.0040	\$422.94	\$1.69	0.00	0.00	0.0000	\$4,096.84	\$0.00	\$1.68	Paul John R Trust 08-26-93
438 170 14 64	CND	2	0.01	0.50	0.0040	\$422.94	\$1.69	0.00	0.00	0.0000	\$4,096.84	\$0.00	\$1.68	Barron Danny R
438 170 14 65	CND	2	0.01	0.50	0.0040	\$422.94	\$1.69	0.00	0.00	0.0000	\$4,096.84	\$0.00	\$1.68	Kirk Suzanne B
438 170 14 66	CND	2	0.01	0.50	0.0040	\$422.94	\$1.69	0.00	0.00	0.0000	\$4,096.84	\$0.00	\$1.68	Olszower Living Trust
438 170 14 67	CND	2	0.01	0.50	0.0040	\$422.94	\$1.69	0.00	0.00	0.0000	\$4,096.84	\$0.00	\$1.68	Olszower Living Trust 06-23-00
438 170 14 68	CND	2	0.01	0.50	0.0040	\$422.94	\$1.69	0.00	0.00	0.0000	\$4,096.84	\$0.00	\$1.68	Amador Leticia M
438 170 14 69	CND	2	0.01	0.50	0.0040	\$422.94	\$1.69	0.00	0.00	0.0000	\$4,096.84	\$0.00	\$1.68	Green Family Trust
438 170 14 70	CND	2	0.01	0.50	0.0040	\$422.94	\$1.69	0.00	0.00	0.0000	\$4,096.84	\$0.00	\$1.68	Delisi John A Revocable Trust 10-31-06
438 170 14 71	CND	2	0.01	0.50	0.0040	\$422.94	\$1.69	0.00	0.00	0.0000	\$4,096.84	\$0.00	\$1.68	Green Family Trust
438 170 14 72	CND	2	0.01	0.50	0.0040	\$422.94	\$1.69	0.00	0.00	0.0000	\$4,096.84	\$0.00	\$1.68	Liang Trust 06-06-94
438 170 14 73	CND	2	0.01	0.50	0.0040	\$422.94	\$1.69	0.00	0.00	0.0000	\$4,096.84	\$0.00	\$1.68	Metcalf Ryan
438 170 14 74	CND	2	0.01	0.50	0.0040	\$422.94	\$1.69	0.00	0.00	0.0000	\$4,096.84	\$0.00	\$1.68	Baskin Alan I Tr
438 170 14 75	CND	2	0.01	0.50	0.0040	\$422.94	\$1.69	0.00	0.00	0.0000	\$4,096.84	\$0.00	\$1.68	Vanhorn Joseph F&Marie H
438 170 14 76	CND	2	0.01	0.50	0.0040	\$422.94	\$1.69	0.00	0.00	0.0000	\$4,096.84	\$0.00	\$1.68	P&J Valley Arms Lic
438 170 14 77	CND	2	0.01	0.50	0.0040	\$422.94	\$1.69	0.00	0.00	0.0000	\$4,096.84	\$0.00	\$1.68	Pavlow Della
438 170 14 78	CND	2	0.01	0.50	0.0040	\$422.94	\$1.69	0.00	0.00	0.0000	\$4,096.84	\$0.00	\$1.68	Kiss Agnes
438 170 14 79	CND	2	0.01	0.50	0.0040	\$422.94	\$1.69	0.00	0.00	0.0000	\$4,096.84	\$0.00	\$1.68	Lawson Curtis L
438 170 14 80	CND	2	0.01	0.50	0.0040	\$422.94	\$1.69	0.00	0.00	0.0000	\$4,096.84	\$0.00	\$1.68	Marenco Shannon

EXHIBIT C - Assessment Roll (Fiscal Year 2019)
First San Diego River Improvement Project Maintenance Assessment District

Parcel Number	Land Use ⁽¹⁾	Zone Number	Community Aesthetics Enhancement					Flood Control/Safety					FY 2019 ⁽³⁾ Assessment	Owner Name
			Net Area (Acres)	Zone Factor	EBA ⁽²⁾	Unit Cost	Assessment	Benefit Area (Acres)	Composite Benefit Factor	EBA ⁽²⁾	Unit Cost	Assessment		
438 170 14 81	CND	2	0.01	0.50	0.0040	\$422.94	\$1.69	0.00	0.00	0.0000	\$4,096.84	\$0.00	\$1.68	Green Family Trust
438 170 14 82	CND	2	0.01	0.50	0.0040	\$422.94	\$1.69	0.00	0.00	0.0000	\$4,096.84	\$0.00	\$1.68	Hartman Dyan
438 170 14 83	CND	2	0.01	0.50	0.0040	\$422.94	\$1.69	0.00	0.00	0.0000	\$4,096.84	\$0.00	\$1.68	Howard Thomas W&Dedmon Sharon
438 170 14 84	CND	2	0.01	0.50	0.0040	\$422.94	\$1.69	0.00	0.00	0.0000	\$4,096.84	\$0.00	\$1.68	Fuller Leanne
438 170 14 85	CND	2	0.01	0.50	0.0040	\$422.94	\$1.69	0.00	0.00	0.0000	\$4,096.84	\$0.00	\$1.68	Beckwith Richard L
438 170 14 86	CND	2	0.01	0.50	0.0040	\$422.94	\$1.69	0.00	0.00	0.0000	\$4,096.84	\$0.00	\$1.68	Morimoto Betty J
438 170 15 01	CND	2	0.01	0.50	0.0040	\$422.94	\$1.69	0.00	0.00	0.0000	\$4,096.84	\$0.00	\$1.68	Nelson Family Trust 11-07-03
438 170 15 02	CND	2	0.01	0.50	0.0040	\$422.94	\$1.69	0.00	0.00	0.0000	\$4,096.84	\$0.00	\$1.68	Westphal Trust 05-15-12
438 170 15 03	CND	2	0.01	0.50	0.0040	\$422.94	\$1.69	0.00	0.00	0.0000	\$4,096.84	\$0.00	\$1.68	Cranor Rebecca L
438 170 15 04	CND	2	0.01	0.50	0.0040	\$422.94	\$1.69	0.00	0.00	0.0000	\$4,096.84	\$0.00	\$1.68	Kuhl Edward C
438 170 15 05	CND	2	0.01	0.50	0.0040	\$422.94	\$1.69	0.00	0.00	0.0000	\$4,096.84	\$0.00	\$1.68	Roff Randal M&Crystal M Family Trust 01-10-94
438 170 15 06	CND	2	0.01	0.50	0.0040	\$422.94	\$1.69	0.00	0.00	0.0000	\$4,096.84	\$0.00	\$1.68	Olszower Steven&Julie H
438 170 15 07	CND	2	0.01	0.50	0.0040	\$422.94	\$1.69	0.00	0.00	0.0000	\$4,096.84	\$0.00	\$1.68	Burrows Wyeth&Laurie Family Trust 03-22-06
438 170 15 08	CND	2	0.01	0.50	0.0040	\$422.94	\$1.69	0.00	0.00	0.0000	\$4,096.84	\$0.00	\$1.68	Beyer Susan
438 170 15 09	CND	2	0.01	0.50	0.0040	\$422.94	\$1.69	0.00	0.00	0.0000	\$4,096.84	\$0.00	\$1.68	Blakeslee Patti C Intervivos Trust 06-24-97
438 170 15 10	CND	2	0.01	0.50	0.0040	\$422.94	\$1.69	0.00	0.00	0.0000	\$4,096.84	\$0.00	\$1.68	Broughton Living Trust 09-23-08
438 170 15 11	CND	2	0.01	0.50	0.0040	\$422.94	\$1.69	0.00	0.00	0.0000	\$4,096.84	\$0.00	\$1.68	Imperial Valley Flooring Covering Inc <Db a Gordons
438 170 15 12	CND	2	0.01	0.50	0.0040	\$422.94	\$1.69	0.00	0.00	0.0000	\$4,096.84	\$0.00	\$1.68	Espacios M Llc
438 170 15 13	CND	2	0.01	0.50	0.0040	\$422.94	\$1.69	0.00	0.00	0.0000	\$4,096.84	\$0.00	\$1.68	Green Family Trust
438 170 15 14	CND	2	0.01	0.50	0.0040	\$422.94	\$1.69	0.00	0.00	0.0000	\$4,096.84	\$0.00	\$1.68	Ward Elsa Trust
438 170 15 15	CND	2	0.01	0.50	0.0040	\$422.94	\$1.69	0.00	0.00	0.0000	\$4,096.84	\$0.00	\$1.68	Bogtong Virginia Family Trust 06-18-13
438 170 15 16	CND	2	0.01	0.50	0.0040	\$422.94	\$1.69	0.00	0.00	0.0000	\$4,096.84	\$0.00	\$1.68	Ellingson Natalia
438 170 15 17	CND	2	0.01	0.50	0.0040	\$422.94	\$1.69	0.00	0.00	0.0000	\$4,096.84	\$0.00	\$1.68	Taylor Dennis
438 170 15 18	CND	2	0.01	0.50	0.0040	\$422.94	\$1.69	0.00	0.00	0.0000	\$4,096.84	\$0.00	\$1.68	Erickson Family Trust 03-13-93
438 170 15 19	CND	2	0.01	0.50	0.0040	\$422.94	\$1.69	0.00	0.00	0.0000	\$4,096.84	\$0.00	\$1.68	Deery Family Trust 06-27-15
438 170 15 20	CND	2	0.01	0.50	0.0040	\$422.94	\$1.69	0.00	0.00	0.0000	\$4,096.84	\$0.00	\$1.68	Books Christopher&Ann
438 170 15 21	CND	2	0.01	0.50	0.0040	\$422.94	\$1.69	0.00	0.00	0.0000	\$4,096.84	\$0.00	\$1.68	Yan Xing&Luo Nana
438 170 15 22	CND	2	0.01	0.50	0.0040	\$422.94	\$1.69	0.00	0.00	0.0000	\$4,096.84	\$0.00	\$1.68	Garcia Christopher
438 170 15 23	CND	2	0.01	0.50	0.0040	\$422.94	\$1.69	0.00	0.00	0.0000	\$4,096.84	\$0.00	\$1.68	Zivkovic Zivadin&Perrotta-Zivkovic Linda J
438 170 15 24	CND	2	0.01	0.50	0.0040	\$422.94	\$1.69	0.00	0.00	0.0000	\$4,096.84	\$0.00	\$1.68	Sadeghi Masoud
438 170 15 25	CND	2	0.01	0.50	0.0040	\$422.94	\$1.69	0.00	0.00	0.0000	\$4,096.84	\$0.00	\$1.68	Kinsey Arthur R
438 170 15 26	CND	2	0.01	0.50	0.0040	\$422.94	\$1.69	0.00	0.00	0.0000	\$4,096.84	\$0.00	\$1.68	Deery Family Trust 06-27-15
438 170 15 27	CND	2	0.01	0.50	0.0040	\$422.94	\$1.69	0.00	0.00	0.0000	\$4,096.84	\$0.00	\$1.68	Brislin George F
438 170 15 28	CND	2	0.01	0.50	0.0040	\$422.94	\$1.69	0.00	0.00	0.0000	\$4,096.84	\$0.00	\$1.68	Edwards Gloria
438 170 15 29	CND	2	0.01	0.50	0.0040	\$422.94	\$1.69	0.00	0.00	0.0000	\$4,096.84	\$0.00	\$1.68	Danner Michael L
438 170 15 30	CND	2	0.01	0.50	0.0040	\$422.94	\$1.69	0.00	0.00	0.0000	\$4,096.84	\$0.00	\$1.68	Heredia Julie C
438 170 15 31	CND	2	0.01	0.50	0.0040	\$422.94	\$1.69	0.00	0.00	0.0000	\$4,096.84	\$0.00	\$1.68	Orkins James
438 170 15 32	CND	2	0.01	0.50	0.0040	\$422.94	\$1.69	0.00	0.00	0.0000	\$4,096.84	\$0.00	\$1.68	Pecoraro Maria Living Trust 02-17-15
438 170 15 33	CND	2	0.01	0.50	0.0040	\$422.94	\$1.69	0.00	0.00	0.0000	\$4,096.84	\$0.00	\$1.68	Darosa Fernando P
438 170 15 34	CND	2	0.01	0.50	0.0040	\$422.94	\$1.69	0.00	0.00	0.0000	\$4,096.84	\$0.00	\$1.68	Novander Jennifer S
438 170 15 35	CND	2	0.01	0.50	0.0040	\$422.94	\$1.69	0.00	0.00	0.0000	\$4,096.84	\$0.00	\$1.68	Rawlins George M&Constance F
438 170 15 36	CND	2	0.01	0.50	0.0040	\$422.94	\$1.69	0.00	0.00	0.0000	\$4,096.84	\$0.00	\$1.68	Brislin George F
438 170 15 37	CND	2	0.01	0.50	0.0040	\$422.94	\$1.69	0.00	0.00	0.0000	\$4,096.84	\$0.00	\$1.68	Koch Angela J
438 170 15 38	CND	2	0.01	0.50	0.0040	\$422.94	\$1.69	0.00	0.00	0.0000	\$4,096.84	\$0.00	\$1.68	Gwin Family Trust 11-04-99
438 170 15 39	CND	2	0.01	0.50	0.0040	\$422.94	\$1.69	0.00	0.00	0.0000	\$4,096.84	\$0.00	\$1.68	Sirkis Michael W&Kathleen M
438 170 15 40	CND	2	0.01	0.50	0.0040	\$422.94	\$1.69	0.00	0.00	0.0000	\$4,096.84	\$0.00	\$1.68	Stivalet Ernesto L

EXHIBIT C - Assessment Roll (Fiscal Year 2019)
First San Diego River Improvement Project Maintenance Assessment District

Parcel Number	Land Use ⁽¹⁾	Zone Number	Community Aesthetics Enhancement					Flood Control/Safety					FY 2019 ⁽³⁾ Assessment	Owner Name
			Net Area (Acres)	Zone Factor	EBA ⁽²⁾	Unit Cost	Assessment	Benefit Area (Acres)	Composite Benefit Factor	EBA ⁽²⁾	Unit Cost	Assessment		
438 170 15 41	CND	2	0.01	0.50	0.0040	\$422.94	\$1.69	0.00	0.00	0.0000	\$4,096.84	\$0.00	\$1.68	Gilleran Maggie Trust 06-11-97
438 170 15 42	CND	2	0.01	0.50	0.0040	\$422.94	\$1.69	0.00	0.00	0.0000	\$4,096.84	\$0.00	\$1.68	Zaiya Ibtisam
438 170 15 43	CND	2	0.01	0.50	0.0040	\$422.94	\$1.69	0.00	0.00	0.0000	\$4,096.84	\$0.00	\$1.68	Cleveland Amy
438 170 15 44	CND	2	0.01	0.50	0.0040	\$422.94	\$1.69	0.00	0.00	0.0000	\$4,096.84	\$0.00	\$1.68	Armstrong Christopher A Tr
438 170 15 45	CND	2	0.01	0.50	0.0040	\$422.94	\$1.69	0.00	0.00	0.0000	\$4,096.84	\$0.00	\$1.68	Czapkowicz Joseph&Ana M
438 170 15 46	CND	2	0.01	0.50	0.0040	\$422.94	\$1.69	0.00	0.00	0.0000	\$4,096.84	\$0.00	\$1.68	Gracia Ricardo
438 170 15 47	CND	2	0.01	0.50	0.0040	\$422.94	\$1.69	0.00	0.00	0.0000	\$4,096.84	\$0.00	\$1.68	Kerigan Brett
438 170 15 48	CND	2	0.01	0.50	0.0040	\$422.94	\$1.69	0.00	0.00	0.0000	\$4,096.84	\$0.00	\$1.68	Crabtree Steven V
438 170 15 49	CND	2	0.01	0.50	0.0040	\$422.94	\$1.69	0.00	0.00	0.0000	\$4,096.84	\$0.00	\$1.68	Mediate Rocco M Revocable Trust 12-22-04
438 170 15 50	CND	2	0.01	0.50	0.0040	\$422.94	\$1.69	0.00	0.00	0.0000	\$4,096.84	\$0.00	\$1.68	Eisenbooth Gary
438 170 15 51	CND	2	0.01	0.50	0.0040	\$422.94	\$1.69	0.00	0.00	0.0000	\$4,096.84	\$0.00	\$1.68	Fimbres Stephanie A
438 170 15 52	CND	2	0.01	0.50	0.0040	\$422.94	\$1.69	0.00	0.00	0.0000	\$4,096.84	\$0.00	\$1.68	Nixt Gary J
438 170 15 53	CND	2	0.01	0.50	0.0040	\$422.94	\$1.69	0.00	0.00	0.0000	\$4,096.84	\$0.00	\$1.68	Marsh William&Margaret Family Trust 10-06-17
438 170 15 54	CND	2	0.01	0.50	0.0040	\$422.94	\$1.69	0.00	0.00	0.0000	\$4,096.84	\$0.00	\$1.68	Daniels Amanda
438 170 15 55	CND	2	0.01	0.50	0.0040	\$422.94	\$1.69	0.00	0.00	0.0000	\$4,096.84	\$0.00	\$1.68	Mangiapane Leonardo
438 170 15 56	CND	2	0.01	0.50	0.0040	\$422.94	\$1.69	0.00	0.00	0.0000	\$4,096.84	\$0.00	\$1.68	Arroyo Edgardo&Patricia
438 170 15 57	CND	2	0.01	0.50	0.0040	\$422.94	\$1.69	0.00	0.00	0.0000	\$4,096.84	\$0.00	\$1.68	Arntz Zachary&Clarke Robin E
438 170 15 58	CND	2	0.01	0.50	0.0040	\$422.94	\$1.69	0.00	0.00	0.0000	\$4,096.84	\$0.00	\$1.68	Hanson Ashley J
438 170 15 59	CND	2	0.01	0.50	0.0040	\$422.94	\$1.69	0.00	0.00	0.0000	\$4,096.84	\$0.00	\$1.68	Chiu Peter
438 170 15 60	CND	2	0.01	0.50	0.0040	\$422.94	\$1.69	0.00	0.00	0.0000	\$4,096.84	\$0.00	\$1.68	Berg David M
438 170 15 61	CND	2	0.01	0.50	0.0040	\$422.94	\$1.69	0.00	0.00	0.0000	\$4,096.84	\$0.00	\$1.68	Sajady Muchtar&Fatima Trust
438 170 15 62	CND	2	0.01	0.50	0.0040	\$422.94	\$1.69	0.00	0.00	0.0000	\$4,096.84	\$0.00	\$1.68	Hinckfuss Ruth
438 170 15 63	CND	2	0.01	0.50	0.0040	\$422.94	\$1.69	0.00	0.00	0.0000	\$4,096.84	\$0.00	\$1.68	Carlos Jonathan
438 170 15 64	CND	2	0.01	0.50	0.0040	\$422.94	\$1.69	0.00	0.00	0.0000	\$4,096.84	\$0.00	\$1.68	Dixon Shawn L
438 170 15 65	CND	2	0.01	0.50	0.0040	\$422.94	\$1.69	0.00	0.00	0.0000	\$4,096.84	\$0.00	\$1.68	Wilson Family 2015 Trust 09-09-15
438 170 15 66	CND	2	0.01	0.50	0.0040	\$422.94	\$1.69	0.00	0.00	0.0000	\$4,096.84	\$0.00	\$1.68	Healy Family Trust 02-22-92
438 170 15 67	CND	2	0.01	0.50	0.0040	\$422.94	\$1.69	0.00	0.00	0.0000	\$4,096.84	\$0.00	\$1.68	Busiency Stephen K&Eunice
438 170 15 68	CND	2	0.01	0.50	0.0040	\$422.94	\$1.69	0.00	0.00	0.0000	\$4,096.84	\$0.00	\$1.68	Samuels Kevin
438 170 15 69	CND	2	0.01	0.50	0.0040	\$422.94	\$1.69	0.00	0.00	0.0000	\$4,096.84	\$0.00	\$1.68	Boudreau Steven M&Susan K Trs
438 170 15 70	CND	2	0.01	0.50	0.0040	\$422.94	\$1.69	0.00	0.00	0.0000	\$4,096.84	\$0.00	\$1.68	Fung Nga Kwan
438 170 16 01	CND	2	0.01	0.50	0.0040	\$422.94	\$1.69	0.00	0.00	0.0000	\$4,096.84	\$0.00	\$1.68	Smith Peter Adam
438 170 16 02	CND	2	0.01	0.50	0.0040	\$422.94	\$1.69	0.00	0.00	0.0000	\$4,096.84	\$0.00	\$1.68	Mueller Family Trust 06-14-02
438 170 16 03	CND	2	0.01	0.50	0.0040	\$422.94	\$1.69	0.00	0.00	0.0000	\$4,096.84	\$0.00	\$1.68	Rivard Marc J&Sarah M
438 170 16 04	CND	2	0.01	0.50	0.0040	\$422.94	\$1.69	0.00	0.00	0.0000	\$4,096.84	\$0.00	\$1.68	Graham Henry D&Pamela A
438 170 16 05	CND	2	0.01	0.50	0.0040	\$422.94	\$1.69	0.00	0.00	0.0000	\$4,096.84	\$0.00	\$1.68	Haghighi Kaveh
438 170 16 06	CND	2	0.01	0.50	0.0040	\$422.94	\$1.69	0.00	0.00	0.0000	\$4,096.84	\$0.00	\$1.68	Soto Florencia M
438 170 16 07	CND	2	0.01	0.50	0.0040	\$422.94	\$1.69	0.00	0.00	0.0000	\$4,096.84	\$0.00	\$1.68	Tseng Kieran&Lo Peijen
438 170 16 08	CND	2	0.01	0.50	0.0040	\$422.94	\$1.69	0.00	0.00	0.0000	\$4,096.84	\$0.00	\$1.68	Winkfield Cheryl
438 170 16 09	CND	2	0.01	0.50	0.0040	\$422.94	\$1.69	0.00	0.00	0.0000	\$4,096.84	\$0.00	\$1.68	Sessler Family Trust 12-01-04
438 170 16 10	CND	2	0.01	0.50	0.0040	\$422.94	\$1.69	0.00	0.00	0.0000	\$4,096.84	\$0.00	\$1.68	Wicking Stephen C Revocable Trust 04-05-04
438 170 16 11	CND	2	0.01	0.50	0.0040	\$422.94	\$1.69	0.00	0.00	0.0000	\$4,096.84	\$0.00	\$1.68	Kaya Janet L
438 170 16 12	CND	2	0.01	0.50	0.0040	\$422.94	\$1.69	0.00	0.00	0.0000	\$4,096.84	\$0.00	\$1.68	Vanhuizum Linda
438 170 16 13	CND	2	0.01	0.50	0.0040	\$422.94	\$1.69	0.00	0.00	0.0000	\$4,096.84	\$0.00	\$1.68	Marshall Adam M&Joelle
438 170 16 14	CND	2	0.01	0.50	0.0040	\$422.94	\$1.69	0.00	0.00	0.0000	\$4,096.84	\$0.00	\$1.68	Homestead Heather
438 170 16 15	CND	2	0.01	0.50	0.0040	\$422.94	\$1.69	0.00	0.00	0.0000	\$4,096.84	\$0.00	\$1.68	Huynh Hal Alexander Le
438 170 16 16	CND	2	0.01	0.50	0.0040	\$422.94	\$1.69	0.00	0.00	0.0000	\$4,096.84	\$0.00	\$1.68	Brittingham Dianne Z Trust 01-09-12

EXHIBIT C - Assessment Roll (Fiscal Year 2019)
First San Diego River Improvement Project Maintenance Assessment District

Parcel Number	Land Use ⁽¹⁾	Zone Number	Community Aesthetics Enhancement					Flood Control/Safety					FY 2019 ⁽³⁾ Assessment	Owner Name
			Net Area (Acres)	Zone Factor	EBA ⁽²⁾	Unit Cost	Assessment	Benefit Area (Acres)	Composite Benefit Factor	EBA ⁽²⁾	Unit Cost	Assessment		
438 170 16 17	CND	2	0.01	0.50	0.0040	\$422.94	\$1.69	0.00	0.00	0.0000	\$4,096.84	\$0.00	\$1.68	Kuhl Bernhard&Assoc
438 170 16 18	CND	2	0.01	0.50	0.0040	\$422.94	\$1.69	0.00	0.00	0.0000	\$4,096.84	\$0.00	\$1.68	Lamotte Joel A
438 170 16 19	CND	2	0.01	0.50	0.0040	\$422.94	\$1.69	0.00	0.00	0.0000	\$4,096.84	\$0.00	\$1.68	Cooper Michael
438 170 16 20	CND	2	0.01	0.50	0.0040	\$422.94	\$1.69	0.00	0.00	0.0000	\$4,096.84	\$0.00	\$1.68	Nia Bejon B
438 170 16 21	CND	2	0.01	0.50	0.0040	\$422.94	\$1.69	0.00	0.00	0.0000	\$4,096.84	\$0.00	\$1.68	Oletta Kelly A
438 170 16 22	CND	2	0.01	0.50	0.0040	\$422.94	\$1.69	0.00	0.00	0.0000	\$4,096.84	\$0.00	\$1.68	Scott Curtis J
438 170 16 23	CND	2	0.01	0.50	0.0040	\$422.94	\$1.69	0.00	0.00	0.0000	\$4,096.84	\$0.00	\$1.68	Coello Nohora V
438 170 16 24	CND	2	0.01	0.50	0.0040	\$422.94	\$1.69	0.00	0.00	0.0000	\$4,096.84	\$0.00	\$1.68	Kelly Nanci
438 170 16 25	CND	2	0.01	0.50	0.0040	\$422.94	\$1.69	0.00	0.00	0.0000	\$4,096.84	\$0.00	\$1.68	Padilla Murillo Trust 06-08-17
438 170 16 26	CND	2	0.01	0.50	0.0040	\$422.94	\$1.69	0.00	0.00	0.0000	\$4,096.84	\$0.00	\$1.68	Glanz Darren P
438 170 16 27	CND	2	0.01	0.50	0.0040	\$422.94	\$1.69	0.00	0.00	0.0000	\$4,096.84	\$0.00	\$1.68	Frank Sharon L Revocable Trust 12-23-13
438 170 16 28	CND	2	0.01	0.50	0.0040	\$422.94	\$1.69	0.00	0.00	0.0000	\$4,096.84	\$0.00	\$1.68	Salimusaj Egon
438 170 16 29	CND	2	0.01	0.50	0.0040	\$422.94	\$1.69	0.00	0.00	0.0000	\$4,096.84	\$0.00	\$1.68	Templeton Steven E
438 170 16 30	CND	2	0.01	0.50	0.0040	\$422.94	\$1.69	0.00	0.00	0.0000	\$4,096.84	\$0.00	\$1.68	Hopkins Revocable Family 1998 Trust 02-12-98
438 170 16 31	CND	2	0.01	0.50	0.0040	\$422.94	\$1.69	0.00	0.00	0.0000	\$4,096.84	\$0.00	\$1.68	Evers Beth M Trust 09-19-01
438 170 16 32	CND	2	0.01	0.50	0.0040	\$422.94	\$1.69	0.00	0.00	0.0000	\$4,096.84	\$0.00	\$1.68	Gay Nathaniel A
438 170 16 33	CND	2	0.01	0.50	0.0040	\$422.94	\$1.69	0.00	0.00	0.0000	\$4,096.84	\$0.00	\$1.68	Sirkis Michael W&Kathleen M
438 170 16 34	CND	2	0.01	0.50	0.0040	\$422.94	\$1.69	0.00	0.00	0.0000	\$4,096.84	\$0.00	\$1.68	Daniel Jamilah L
438 170 16 35	CND	2	0.01	0.50	0.0040	\$422.94	\$1.69	0.00	0.00	0.0000	\$4,096.84	\$0.00	\$1.68	Revilla J Living Trust 03-12-10
438 170 16 36	CND	2	0.01	0.50	0.0040	\$422.94	\$1.69	0.00	0.00	0.0000	\$4,096.84	\$0.00	\$1.68	Walters Susan M
438 170 16 37	CND	2	0.01	0.50	0.0040	\$422.94	\$1.69	0.00	0.00	0.0000	\$4,096.84	\$0.00	\$1.68	Herrera Anna
438 170 16 38	CND	2	0.01	0.50	0.0040	\$422.94	\$1.69	0.00	0.00	0.0000	\$4,096.84	\$0.00	\$1.68	Mckaye Justin H
438 170 16 39	CND	2	0.01	0.50	0.0040	\$422.94	\$1.69	0.00	0.00	0.0000	\$4,096.84	\$0.00	\$1.68	Kasap Ali H&Gulsah D
438 170 16 40	CND	2	0.01	0.50	0.0040	\$422.94	\$1.69	0.00	0.00	0.0000	\$4,096.84	\$0.00	\$1.68	Torres Federico
438 170 16 41	CND	2	0.01	0.50	0.0040	\$422.94	\$1.69	0.00	0.00	0.0000	\$4,096.84	\$0.00	\$1.68	Fimbres Stephanie <Aka Fimbres Stephanie A>
438 170 16 42	CND	2	0.01	0.50	0.0040	\$422.94	\$1.69	0.00	0.00	0.0000	\$4,096.84	\$0.00	\$1.68	Ponaman Caryn A
438 170 16 43	CND	2	0.01	0.50	0.0040	\$422.94	\$1.69	0.00	0.00	0.0000	\$4,096.84	\$0.00	\$1.68	Labovitz Jeffrey&Babic-Labovitz Olja
438 170 16 44	CND	2	0.01	0.50	0.0040	\$422.94	\$1.69	0.00	0.00	0.0000	\$4,096.84	\$0.00	\$1.68	Eldad Alden S
438 170 16 45	CND	2	0.01	0.50	0.0040	\$422.94	\$1.69	0.00	0.00	0.0000	\$4,096.84	\$0.00	\$1.68	Hoiem Charles N&Rosemary
438 170 16 46	CND	2	0.01	0.50	0.0040	\$422.94	\$1.69	0.00	0.00	0.0000	\$4,096.84	\$0.00	\$1.68	Cruz Joyce
438 170 16 47	CND	2	0.01	0.50	0.0040	\$422.94	\$1.69	0.00	0.00	0.0000	\$4,096.84	\$0.00	\$1.68	James Lindsey M Trust 10-23-17
438 170 16 48	CND	2	0.01	0.50	0.0040	\$422.94	\$1.69	0.00	0.00	0.0000	\$4,096.84	\$0.00	\$1.68	Mcafee Darlene L
438 170 16 49	CND	2	0.01	0.50	0.0040	\$422.94	\$1.69	0.00	0.00	0.0000	\$4,096.84	\$0.00	\$1.68	Sullivan Louise
438 170 16 50	CND	2	0.01	0.50	0.0040	\$422.94	\$1.69	0.00	0.00	0.0000	\$4,096.84	\$0.00	\$1.68	Berg David M
438 170 16 51	CND	2	0.01	0.50	0.0040	\$422.94	\$1.69	0.00	0.00	0.0000	\$4,096.84	\$0.00	\$1.68	Stephens Charles G
438 170 16 52	CND	2	0.01	0.50	0.0040	\$422.94	\$1.69	0.00	0.00	0.0000	\$4,096.84	\$0.00	\$1.68	Dimase Greg Trust 04-02-02
438 170 16 53	CND	2	0.01	0.50	0.0040	\$422.94	\$1.69	0.00	0.00	0.0000	\$4,096.84	\$0.00	\$1.68	Martin James T&Michele E
438 170 16 54	CND	2	0.01	0.50	0.0040	\$422.94	\$1.69	0.00	0.00	0.0000	\$4,096.84	\$0.00	\$1.68	Maltonic Scott A&Monica E
438 170 16 55	CND	2	0.01	0.50	0.0040	\$422.94	\$1.69	0.00	0.00	0.0000	\$4,096.84	\$0.00	\$1.68	Roller Steven J&Glenda J
438 170 16 56	CND	2	0.01	0.50	0.0040	\$422.94	\$1.69	0.00	0.00	0.0000	\$4,096.84	\$0.00	\$1.68	Espinoza Tamara L
438 170 16 57	CND	2	0.01	0.50	0.0040	\$422.94	\$1.69	0.00	0.00	0.0000	\$4,096.84	\$0.00	\$1.68	Salini Robert L Trust10-29-01
438 170 16 58	CND	2	0.01	0.50	0.0040	\$422.94	\$1.69	0.00	0.00	0.0000	\$4,096.84	\$0.00	\$1.68	Gillis Trudi
438 170 16 59	CND	2	0.01	0.50	0.0040	\$422.94	\$1.69	0.00	0.00	0.0000	\$4,096.84	\$0.00	\$1.68	Huff Christopher M
438 170 16 60	CND	2	0.01	0.50	0.0040	\$422.94	\$1.69	0.00	0.00	0.0000	\$4,096.84	\$0.00	\$1.68	Mendoza Livier Living Trust 10-27-16
438 170 16 61	CND	2	0.01	0.50	0.0040	\$422.94	\$1.69	0.00	0.00	0.0000	\$4,096.84	\$0.00	\$1.68	Shelburne Tod
438 170 16 62	CND	2	0.01	0.50	0.0040	\$422.94	\$1.69	0.00	0.00	0.0000	\$4,096.84	\$0.00	\$1.68	Farah Nazly B&Orozco Alvaro V C

EXHIBIT C - Assessment Roll (Fiscal Year 2019)
First San Diego River Improvement Project Maintenance Assessment District

Parcel Number	Land Use ⁽¹⁾	Zone Number	Community Aesthetics Enhancement					Flood Control/Safety					FY 2019 ⁽³⁾ Assessment	Owner Name
			Net Area (Acres)	Zone Factor	EBA ⁽²⁾	Unit Cost	Assessment	Benefit Area (Acres)	Composite Benefit Factor	EBA ⁽²⁾	Unit Cost	Assessment		
438 170 16 63	CND	2	0.01	0.50	0.0040	\$422.94	\$1.69	0.00	0.00	0.0000	\$4,096.84	\$0.00	\$1.68	Debaca Edward R
438 170 16 64	CND	2	0.01	0.50	0.0040	\$422.94	\$1.69	0.00	0.00	0.0000	\$4,096.84	\$0.00	\$1.68	Coffer Marc
438 170 16 65	CND	2	0.01	0.50	0.0040	\$422.94	\$1.69	0.00	0.00	0.0000	\$4,096.84	\$0.00	\$1.68	Hatley Rodney J Separate Property Trust 07-10-96
438 170 16 66	CND	2	0.01	0.50	0.0040	\$422.94	\$1.69	0.00	0.00	0.0000	\$4,096.84	\$0.00	\$1.68	Lee Jacob P&Terry J
438 170 16 67	CND	2	0.01	0.50	0.0040	\$422.94	\$1.69	0.00	0.00	0.0000	\$4,096.84	\$0.00	\$1.68	Gallwas Family Trust 10-26-17
438 170 16 68	CND	2	0.01	0.50	0.0040	\$422.94	\$1.69	0.00	0.00	0.0000	\$4,096.84	\$0.00	\$1.68	Smith Christina
438 170 16 69	CND	2	0.01	0.50	0.0040	\$422.94	\$1.69	0.00	0.00	0.0000	\$4,096.84	\$0.00	\$1.68	Barton Family Trust 01-29-10
438 170 16 70	CND	2	0.01	0.50	0.0040	\$422.94	\$1.69	0.00	0.00	0.0000	\$4,096.84	\$0.00	\$1.68	Costamagna Donald
438 170 16 71	CND	2	0.01	0.50	0.0040	\$422.94	\$1.69	0.00	0.00	0.0000	\$4,096.84	\$0.00	\$1.68	Gilbreath John C
438 170 16 72	CND	2	0.01	0.50	0.0040	\$422.94	\$1.69	0.00	0.00	0.0000	\$4,096.84	\$0.00	\$1.68	Price Robert M
438 170 16 73	CND	2	0.01	0.50	0.0040	\$422.94	\$1.69	0.00	0.00	0.0000	\$4,096.84	\$0.00	\$1.68	White Edith J Trust 07-16-01
438 170 16 74	CND	2	0.01	0.50	0.0040	\$422.94	\$1.69	0.00	0.00	0.0000	\$4,096.84	\$0.00	\$1.68	Care To Share Inc
438 170 16 75	CND	2	0.01	0.50	0.0040	\$422.94	\$1.69	0.00	0.00	0.0000	\$4,096.84	\$0.00	\$1.68	Olszower Living Trust 06-23-00
438 170 16 76	CND	2	0.01	0.50	0.0040	\$422.94	\$1.69	0.00	0.00	0.0000	\$4,096.84	\$0.00	\$1.68	Anderson Sammy C Jr
438 170 16 77	CND	2	0.01	0.50	0.0040	\$422.94	\$1.69	0.00	0.00	0.0000	\$4,096.84	\$0.00	\$1.68	Green William W Iii&Sharyn K
438 170 16 78	CND	2	0.01	0.50	0.0040	\$422.94	\$1.69	0.00	0.00	0.0000	\$4,096.84	\$0.00	\$1.68	Dunafon Jacob L
438 170 16 79	CND	2	0.01	0.50	0.0040	\$422.94	\$1.69	0.00	0.00	0.0000	\$4,096.84	\$0.00	\$1.68	Far Firooz&Simin
438 170 16 80	CND	2	0.01	0.50	0.0040	\$422.94	\$1.69	0.00	0.00	0.0000	\$4,096.84	\$0.00	\$1.68	Dunn Yayoi
438 170 16 81	CND	2	0.01	0.50	0.0040	\$422.94	\$1.69	0.00	0.00	0.0000	\$4,096.84	\$0.00	\$1.68	Rode Sachin A
438 170 16 82	CND	2	0.01	0.50	0.0040	\$422.94	\$1.69	0.00	0.00	0.0000	\$4,096.84	\$0.00	\$1.68	Littrell Justin L&Jenny A
438 170 16 83	CND	2	0.01	0.50	0.0040	\$422.94	\$1.69	0.00	0.00	0.0000	\$4,096.84	\$0.00	\$1.68	Bahrami Cyrus
438 170 16 84	CND	2	0.01	0.50	0.0040	\$422.94	\$1.69	0.00	0.00	0.0000	\$4,096.84	\$0.00	\$1.68	Fisher Kellen A
438 170 16 85	CND	2	0.01	0.50	0.0040	\$422.94	\$1.69	0.00	0.00	0.0000	\$4,096.84	\$0.00	\$1.68	Halcomb Peggy L Est Of
438 170 16 86	CND	2	0.01	0.50	0.0040	\$422.94	\$1.69	0.00	0.00	0.0000	\$4,096.84	\$0.00	\$1.68	Mahan Josie
438 170 16 87	CND	2	0.01	0.50	0.0040	\$422.94	\$1.69	0.00	0.00	0.0000	\$4,096.84	\$0.00	\$1.68	Alfama Antonio R&Kataby-Alfama Amit
438 170 16 88	CND	2	0.01	0.50	0.0040	\$422.94	\$1.69	0.00	0.00	0.0000	\$4,096.84	\$0.00	\$1.68	Carter Antonio
438 170 16 89	CND	2	0.01	0.50	0.0040	\$422.94	\$1.69	0.00	0.00	0.0000	\$4,096.84	\$0.00	\$1.68	Tropp Eden R
438 170 16 90	CND	2	0.01	0.50	0.0040	\$422.94	\$1.69	0.00	0.00	0.0000	\$4,096.84	\$0.00	\$1.68	Mejia Gerardo M&Maria
438 170 16 91	CND	2	0.01	0.50	0.0040	\$422.94	\$1.69	0.00	0.00	0.0000	\$4,096.84	\$0.00	\$1.68	Serrano Robert J
438 170 16 92	CND	2	0.01	0.50	0.0040	\$422.94	\$1.69	0.00	0.00	0.0000	\$4,096.84	\$0.00	\$1.68	Pacheco Isabel M Family Trust 01-19-12
438 170 17 01	CND	2	0.01	0.50	0.0040	\$422.94	\$1.69	0.00	0.00	0.0000	\$4,096.84	\$0.00	\$1.68	Hynar Paciencia R Revocable Trust
438 170 17 02	CND	2	0.01	0.50	0.0040	\$422.94	\$1.69	0.00	0.00	0.0000	\$4,096.84	\$0.00	\$1.68	Papierniak Renee
438 170 17 03	CND	2	0.01	0.50	0.0040	\$422.94	\$1.69	0.00	0.00	0.0000	\$4,096.84	\$0.00	\$1.68	Liang Trust 09-26-94
438 170 17 04	CND	2	0.01	0.50	0.0040	\$422.94	\$1.69	0.00	0.00	0.0000	\$4,096.84	\$0.00	\$1.68	Owalla Dianne
438 170 17 05	CND	2	0.01	0.50	0.0040	\$422.94	\$1.69	0.00	0.00	0.0000	\$4,096.84	\$0.00	\$1.68	Lansdale Lawrence&Alison Living Trust
438 170 17 06	CND	2	0.01	0.50	0.0040	\$422.94	\$1.69	0.00	0.00	0.0000	\$4,096.84	\$0.00	\$1.68	Treanor Karen
438 170 17 07	CND	2	0.01	0.50	0.0040	\$422.94	\$1.69	0.00	0.00	0.0000	\$4,096.84	\$0.00	\$1.68	Stasik Marta
438 170 17 08	CND	2	0.01	0.50	0.0040	\$422.94	\$1.69	0.00	0.00	0.0000	\$4,096.84	\$0.00	\$1.68	Economous Melinda A
438 170 17 09	CND	2	0.01	0.50	0.0040	\$422.94	\$1.69	0.00	0.00	0.0000	\$4,096.84	\$0.00	\$1.68	Baracz&Hubert Family 2014 Trust
438 170 17 10	CND	2	0.01	0.50	0.0040	\$422.94	\$1.69	0.00	0.00	0.0000	\$4,096.84	\$0.00	\$1.68	Green Family Trust
438 170 17 11	CND	2	0.01	0.50	0.0040	\$422.94	\$1.69	0.00	0.00	0.0000	\$4,096.84	\$0.00	\$1.68	Gillett Brenda E
438 170 17 12	CND	2	0.01	0.50	0.0040	\$422.94	\$1.69	0.00	0.00	0.0000	\$4,096.84	\$0.00	\$1.68	Goldstein Ruben E
438 170 17 13	CND	2	0.01	0.50	0.0040	\$422.94	\$1.69	0.00	0.00	0.0000	\$4,096.84	\$0.00	\$1.68	Cano Ian
438 170 17 14	CND	2	0.01	0.50	0.0040	\$422.94	\$1.69	0.00	0.00	0.0000	\$4,096.84	\$0.00	\$1.68	Lamont G Trust 07-11-01
438 170 17 15	CND	2	0.01	0.50	0.0040	\$422.94	\$1.69	0.00	0.00	0.0000	\$4,096.84	\$0.00	\$1.68	Papadatos Emanuel G&Dimitra
438 170 17 16	CND	2	0.01	0.50	0.0040	\$422.94	\$1.69	0.00	0.00	0.0000	\$4,096.84	\$0.00	\$1.68	Green William W Iii

EXHIBIT C - Assessment Roll (Fiscal Year 2019)
First San Diego River Improvement Project Maintenance Assessment District

Parcel Number	Land Use ⁽¹⁾	Zone Number	Community Aesthetics Enhancement					Flood Control/Safety					FY 2019 ⁽³⁾ Assessment	Owner Name
			Net Area (Acres)	Zone Factor	EBA ⁽²⁾	Unit Cost	Assessment	Benefit Area (Acres)	Composite Benefit Factor	EBA ⁽²⁾	Unit Cost	Assessment		
438 170 17 17	CND	2	0.01	0.50	0.0040	\$422.94	\$1.69	0.00	0.00	0.0000	\$4,096.84	\$0.00	\$1.68	Khorrarn Marsha L 2011 Trust 08-31-11
438 170 17 18	CND	2	0.01	0.50	0.0040	\$422.94	\$1.69	0.00	0.00	0.0000	\$4,096.84	\$0.00	\$1.68	Geissinger George L Est Of
438 170 17 19	CND	2	0.01	0.50	0.0040	\$422.94	\$1.69	0.00	0.00	0.0000	\$4,096.84	\$0.00	\$1.68	Moore John D&Cathleen
438 170 17 20	CND	2	0.01	0.50	0.0040	\$422.94	\$1.69	0.00	0.00	0.0000	\$4,096.84	\$0.00	\$1.68	Goodman Chase G
438 170 17 21	CND	2	0.01	0.50	0.0040	\$422.94	\$1.69	0.00	0.00	0.0000	\$4,096.84	\$0.00	\$1.68	Green William W Iii&Sharyn K
438 170 17 22	CND	2	0.01	0.50	0.0040	\$422.94	\$1.69	0.00	0.00	0.0000	\$4,096.84	\$0.00	\$1.68	P&J Valley Arms Lic
438 170 17 23	CND	2	0.01	0.50	0.0040	\$422.94	\$1.69	0.00	0.00	0.0000	\$4,096.84	\$0.00	\$1.68	Haar 401 K Plan
438 170 17 24	CND	2	0.01	0.50	0.0040	\$422.94	\$1.69	0.00	0.00	0.0000	\$4,096.84	\$0.00	\$1.68	Tarpey Brian G&Daryl A
438 170 17 25	CND	2	0.01	0.50	0.0040	\$422.94	\$1.69	0.00	0.00	0.0000	\$4,096.84	\$0.00	\$1.68	Robatto Joseph
438 170 17 26	CND	2	0.01	0.50	0.0040	\$422.94	\$1.69	0.00	0.00	0.0000	\$4,096.84	\$0.00	\$1.68	Rogers William&Julia
438 170 17 27	CND	2	0.01	0.50	0.0040	\$422.94	\$1.69	0.00	0.00	0.0000	\$4,096.84	\$0.00	\$1.68	Mikschl Donna
438 170 17 28	CND	2	0.01	0.50	0.0040	\$422.94	\$1.69	0.00	0.00	0.0000	\$4,096.84	\$0.00	\$1.68	Devereux Brian L
438 170 17 29	CND	2	0.01	0.50	0.0040	\$422.94	\$1.69	0.00	0.00	0.0000	\$4,096.84	\$0.00	\$1.68	Ieler Nancy L
438 170 17 30	CND	2	0.01	0.50	0.0040	\$422.94	\$1.69	0.00	0.00	0.0000	\$4,096.84	\$0.00	\$1.68	Kellogg Holly
438 170 17 31	CND	2	0.01	0.50	0.0040	\$422.94	\$1.69	0.00	0.00	0.0000	\$4,096.84	\$0.00	\$1.68	Hughes Jonathan W&Pazar Gitta
438 170 17 32	CND	2	0.01	0.50	0.0040	\$422.94	\$1.69	0.00	0.00	0.0000	\$4,096.84	\$0.00	\$1.68	Franklin Donna L Trust 11-03-15
438 170 17 33	CND	2	0.01	0.50	0.0040	\$422.94	\$1.69	0.00	0.00	0.0000	\$4,096.84	\$0.00	\$1.68	Hartnett Elaine M Living Trust 05-05-11
438 170 17 34	CND	2	0.01	0.50	0.0040	\$422.94	\$1.69	0.00	0.00	0.0000	\$4,096.84	\$0.00	\$1.68	Crivello Cheryl A
438 170 17 35	CND	2	0.01	0.50	0.0040	\$422.94	\$1.69	0.00	0.00	0.0000	\$4,096.84	\$0.00	\$1.68	Maxwell Slim A J Revocable Trust 09-17-01
438 170 17 36	CND	2	0.01	0.50	0.0040	\$422.94	\$1.69	0.00	0.00	0.0000	\$4,096.84	\$0.00	\$1.68	Hernandez Michael R&Dani M
438 170 17 37	CND	2	0.01	0.50	0.0040	\$422.94	\$1.69	0.00	0.00	0.0000	\$4,096.84	\$0.00	\$1.68	Ng Family Trust 11-26-14
438 170 17 38	CND	2	0.01	0.50	0.0040	\$422.94	\$1.69	0.00	0.00	0.0000	\$4,096.84	\$0.00	\$1.68	Rosso Stephen P
438 170 17 39	CND	2	0.01	0.50	0.0040	\$422.94	\$1.69	0.00	0.00	0.0000	\$4,096.84	\$0.00	\$1.68	Delacruz Henriquez Jr Trust 05-13-04
438 170 17 40	CND	2	0.01	0.50	0.0040	\$422.94	\$1.69	0.00	0.00	0.0000	\$4,096.84	\$0.00	\$1.68	Sadeghi Masoud
438 170 17 41	CND	2	0.01	0.50	0.0040	\$422.94	\$1.69	0.00	0.00	0.0000	\$4,096.84	\$0.00	\$1.68	Berg David M
438 170 17 42	CND	2	0.01	0.50	0.0040	\$422.94	\$1.69	0.00	0.00	0.0000	\$4,096.84	\$0.00	\$1.68	Asgari Mikhak
438 170 17 43	CND	2	0.01	0.50	0.0040	\$422.94	\$1.69	0.00	0.00	0.0000	\$4,096.84	\$0.00	\$1.68	Kogan Gene
438 170 17 44	CND	2	0.01	0.50	0.0040	\$422.94	\$1.69	0.00	0.00	0.0000	\$4,096.84	\$0.00	\$1.68	Vandeusen Paul
438 170 17 45	CND	2	0.01	0.50	0.0040	\$422.94	\$1.69	0.00	0.00	0.0000	\$4,096.84	\$0.00	\$1.68	Leeds&Ross Condominium Ventures L L C
438 170 17 46	CND	2	0.01	0.50	0.0040	\$422.94	\$1.69	0.00	0.00	0.0000	\$4,096.84	\$0.00	\$1.68	Pecus Edward S&Lisa M Trs
438 170 17 47	CND	2	0.01	0.50	0.0040	\$422.94	\$1.69	0.00	0.00	0.0000	\$4,096.84	\$0.00	\$1.68	Murphy Rosa
438 170 17 48	CND	2	0.01	0.50	0.0040	\$422.94	\$1.69	0.00	0.00	0.0000	\$4,096.84	\$0.00	\$1.68	George Garry L
438 170 18 01	CND	1	0.02	1.00	0.0247	\$422.94	\$10.45	0.00	0.00	0.0000	\$4,096.84	\$0.00	\$10.44	King Genevieve S
438 170 18 02	CND	1	0.02	1.00	0.0247	\$422.94	\$10.45	0.00	0.00	0.0000	\$4,096.84	\$0.00	\$10.44	Miller Ian&Rachel
438 170 18 03	CND	1	0.02	1.00	0.0247	\$422.94	\$10.45	0.00	0.00	0.0000	\$4,096.84	\$0.00	\$10.44	Popp Kurt G
438 170 18 04	CND	1	0.02	1.00	0.0247	\$422.94	\$10.45	0.00	0.00	0.0000	\$4,096.84	\$0.00	\$10.44	Gontar Vladimir&Rita
438 170 18 05	CND	1	0.02	1.00	0.0247	\$422.94	\$10.45	0.00	0.00	0.0000	\$4,096.84	\$0.00	\$10.44	Dubow Leslie W
438 170 18 06	CND	1	0.02	1.00	0.0247	\$422.94	\$10.45	0.00	0.00	0.0000	\$4,096.84	\$0.00	\$10.44	Rad Heyder
438 170 18 07	CND	1	0.02	1.00	0.0247	\$422.94	\$10.45	0.00	0.00	0.0000	\$4,096.84	\$0.00	\$10.44	K&P Webb Family L L C
438 170 18 08	CND	1	0.02	1.00	0.0247	\$422.94	\$10.45	0.00	0.00	0.0000	\$4,096.84	\$0.00	\$10.44	Immobiliare Utah Lic
438 170 18 09	CND	1	0.02	1.00	0.0247	\$422.94	\$10.45	0.00	0.00	0.0000	\$4,096.84	\$0.00	\$10.44	K&P Webb Family L L C
438 170 18 10	CND	1	0.02	1.00	0.0247	\$422.94	\$10.45	0.00	0.00	0.0000	\$4,096.84	\$0.00	\$10.44	Sullivan Joseph D
438 170 18 11	CND	1	0.02	1.00	0.0247	\$422.94	\$10.45	0.00	0.00	0.0000	\$4,096.84	\$0.00	\$10.44	Rozenman Semyon&Eugenia
438 170 18 12	CND	1	0.02	1.00	0.0247	\$422.94	\$10.45	0.00	0.00	0.0000	\$4,096.84	\$0.00	\$10.44	Nikolaev Dennis V
438 170 18 13	CND	1	0.02	1.00	0.0247	\$422.94	\$10.45	0.00	0.00	0.0000	\$4,096.84	\$0.00	\$10.44	Dewitt Donovan L
438 170 18 14	CND	1	0.02	1.00	0.0247	\$422.94	\$10.45	0.00	0.00	0.0000	\$4,096.84	\$0.00	\$10.44	Agbessi Germaine

EXHIBIT C - Assessment Roll (Fiscal Year 2019)
First San Diego River Improvement Project Maintenance Assessment District

Parcel Number	Land Use ⁽¹⁾	Zone Number	Community Aesthetics Enhancement					Flood Control/Safety					FY 2019 ⁽³⁾ Assessment	Owner Name
			Net Area (Acres)	Zone Factor	EBA ⁽²⁾	Unit Cost	Assessment	Benefit Area (Acres)	Composite Benefit Factor	EBA ⁽²⁾	Unit Cost	Assessment		
438 170 18 15	CND	1	0.02	1.00	0.0247	\$422.94	\$10.45	0.00	0.00	0.0000	\$4,096.84	\$0.00	\$10.44	Pedersen Roy M Family Survivors Trust 10-26-83
438 170 18 16	CND	1	0.02	1.00	0.0247	\$422.94	\$10.45	0.00	0.00	0.0000	\$4,096.84	\$0.00	\$10.44	Green William W Iii
438 170 18 17	CND	1	0.02	1.00	0.0247	\$422.94	\$10.45	0.00	0.00	0.0000	\$4,096.84	\$0.00	\$10.44	Pedersen Roy M Family Survivors Trust 10-26-83
438 170 18 18	CND	1	0.02	1.00	0.0247	\$422.94	\$10.45	0.00	0.00	0.0000	\$4,096.84	\$0.00	\$10.44	Forster Maria R
438 170 18 19	CND	1	0.02	1.00	0.0247	\$422.94	\$10.45	0.00	0.00	0.0000	\$4,096.84	\$0.00	\$10.44	Badiozamani Arya
438 170 18 20	CND	1	0.02	1.00	0.0247	\$422.94	\$10.45	0.00	0.00	0.0000	\$4,096.84	\$0.00	\$10.44	Necoechea Ana C
438 170 18 21	CND	1	0.02	1.00	0.0247	\$422.94	\$10.45	0.00	0.00	0.0000	\$4,096.84	\$0.00	\$10.44	Ibbs Patricia F
438 170 18 22	CND	1	0.02	1.00	0.0247	\$422.94	\$10.45	0.00	0.00	0.0000	\$4,096.84	\$0.00	\$10.44	Liang Trust 06-06-94
438 170 18 23	CND	1	0.02	1.00	0.0247	\$422.94	\$10.45	0.00	0.00	0.0000	\$4,096.84	\$0.00	\$10.44	Domingo Primavir
438 170 18 24	CND	1	0.02	1.00	0.0247	\$422.94	\$10.45	0.00	0.00	0.0000	\$4,096.84	\$0.00	\$10.44	Calisa Nikki
438 170 18 25	CND	1	0.02	1.00	0.0247	\$422.94	\$10.45	0.00	0.00	0.0000	\$4,096.84	\$0.00	\$10.44	Duran Clarissa
438 170 18 26	CND	1	0.02	1.00	0.0247	\$422.94	\$10.45	0.00	0.00	0.0000	\$4,096.84	\$0.00	\$10.44	Green William W Iii&Sharyn K
438 170 18 27	CND	1	0.02	1.00	0.0247	\$422.94	\$10.45	0.00	0.00	0.0000	\$4,096.84	\$0.00	\$10.44	Heydarian Khosro R
438 170 18 28	CND	1	0.02	1.00	0.0247	\$422.94	\$10.45	0.00	0.00	0.0000	\$4,096.84	\$0.00	\$10.44	Luna Leanna Living Trust 12-13-10
438 170 18 29	CND	1	0.02	1.00	0.0247	\$422.94	\$10.45	0.00	0.00	0.0000	\$4,096.84	\$0.00	\$10.44	Ding Lin
438 170 18 30	CND	1	0.02	1.00	0.0247	\$422.94	\$10.45	0.00	0.00	0.0000	\$4,096.84	\$0.00	\$10.44	Amador Roberto&Bustamante Nilska T
438 170 18 31	CND	1	0.02	1.00	0.0247	\$422.94	\$10.45	0.00	0.00	0.0000	\$4,096.84	\$0.00	\$10.44	Espacios M Llc
438 170 18 32	CND	1	0.02	1.00	0.0247	\$422.94	\$10.45	0.00	0.00	0.0000	\$4,096.84	\$0.00	\$10.44	Sutherland Family Trust 12-10-91
438 170 18 33	CND	1	0.02	1.00	0.0247	\$422.94	\$10.45	0.00	0.00	0.0000	\$4,096.84	\$0.00	\$10.44	Gray Family Trust 11-15-00
438 170 18 34	CND	1	0.02	1.00	0.0247	\$422.94	\$10.45	0.00	0.00	0.0000	\$4,096.84	\$0.00	\$10.44	Hirahara Lance&Melanie R
438 170 18 35	CND	1	0.02	1.00	0.0247	\$422.94	\$10.45	0.00	0.00	0.0000	\$4,096.84	\$0.00	\$10.44	Tomaselle Thomas M
438 170 18 36	CND	1	0.02	1.00	0.0247	\$422.94	\$10.45	0.00	0.00	0.0000	\$4,096.84	\$0.00	\$10.44	Sutherland Family Trust 12-10-91
438 170 18 37	CND	1	0.02	1.00	0.0247	\$422.94	\$10.45	0.00	0.00	0.0000	\$4,096.84	\$0.00	\$10.44	Gray Family Trust 11-15-00
438 170 18 38	CND	1	0.02	1.00	0.0247	\$422.94	\$10.45	0.00	0.00	0.0000	\$4,096.84	\$0.00	\$10.44	Sutherland Family Trust 12-10-91
438 170 18 39	CND	1	0.02	1.00	0.0247	\$422.94	\$10.45	0.00	0.00	0.0000	\$4,096.84	\$0.00	\$10.44	Inzunza Jacqueline U
438 170 18 40	CND	1	0.02	1.00	0.0247	\$422.94	\$10.45	0.00	0.00	0.0000	\$4,096.84	\$0.00	\$10.44	Inzunza Jacqueline U
438 170 18 41	CND	1	0.02	1.00	0.0247	\$422.94	\$10.45	0.00	0.00	0.0000	\$4,096.84	\$0.00	\$10.44	Inzunza Jacqueline U
438 170 18 42	CND	1	0.02	1.00	0.0247	\$422.94	\$10.45	0.00	0.00	0.0000	\$4,096.84	\$0.00	\$10.44	Pedone Daniel R Revocable Living Trust 10-06-14
438 170 18 43	CND	1	0.02	1.00	0.0247	\$422.94	\$10.45	0.00	0.00	0.0000	\$4,096.84	\$0.00	\$10.44	Inzunza Jacqueline U
438 170 18 44	CND	1	0.02	1.00	0.0247	\$422.94	\$10.45	0.00	0.00	0.0000	\$4,096.84	\$0.00	\$10.44	Inzunza Jacqueline U
438 170 18 45	CND	1	0.02	1.00	0.0247	\$422.94	\$10.45	0.00	0.00	0.0000	\$4,096.84	\$0.00	\$10.44	Inzunza Jacqueline U
438 170 18 46	CND	1	0.02	1.00	0.0247	\$422.94	\$10.45	0.00	0.00	0.0000	\$4,096.84	\$0.00	\$10.44	Berg David M
438 170 18 47	CND	1	0.02	1.00	0.0247	\$422.94	\$10.45	0.00	0.00	0.0000	\$4,096.84	\$0.00	\$10.44	Cory Lynne R
438 170 18 48	CND	1	0.02	1.00	0.0247	\$422.94	\$10.45	0.00	0.00	0.0000	\$4,096.84	\$0.00	\$10.44	Soukup Ashley
438 170 18 49	CND	1	0.02	1.00	0.0247	\$422.94	\$10.45	0.00	0.00	0.0000	\$4,096.84	\$0.00	\$10.44	Korat Dilipkumar V
438 170 18 50	CND	1	0.02	1.00	0.0247	\$422.94	\$10.45	0.00	0.00	0.0000	\$4,096.84	\$0.00	\$10.44	Ouellette Leanne
438 170 18 51	CND	1	0.02	1.00	0.0247	\$422.94	\$10.45	0.00	0.00	0.0000	\$4,096.84	\$0.00	\$10.44	Patel Neil H
438 170 18 52	CND	1	0.02	1.00	0.0247	\$422.94	\$10.45	0.00	0.00	0.0000	\$4,096.84	\$0.00	\$10.44	Peterman Charles&Sandra Family Trust 01-18-07
438 170 18 53	CND	1	0.02	1.00	0.0247	\$422.94	\$10.45	0.00	0.00	0.0000	\$4,096.84	\$0.00	\$10.44	Fenville Holdings Llc
438 170 18 54	CND	1	0.02	1.00	0.0247	\$422.94	\$10.45	0.00	0.00	0.0000	\$4,096.84	\$0.00	\$10.44	Malekshahi Farzaneh
438 170 18 55	CND	1	0.02	1.00	0.0247	\$422.94	\$10.45	0.00	0.00	0.0000	\$4,096.84	\$0.00	\$10.44	Berg David M
438 170 18 56	CND	1	0.02	1.00	0.0247	\$422.94	\$10.45	0.00	0.00	0.0000	\$4,096.84	\$0.00	\$10.44	Green Family Trust 06-16-93
438 170 18 57	CND	1	0.02	1.00	0.0247	\$422.94	\$10.45	0.00	0.00	0.0000	\$4,096.84	\$0.00	\$10.44	Chang John&Crystal
438 170 18 58	CND	1	0.02	1.00	0.0247	\$422.94	\$10.45	0.00	0.00	0.0000	\$4,096.84	\$0.00	\$10.44	Wile Trust 11-02-88
438 170 18 59	CND	1	0.02	1.00	0.0247	\$422.94	\$10.45	0.00	0.00	0.0000	\$4,096.84	\$0.00	\$10.44	Partie Family Trust 06-09-16
438 170 18 60	CND	1	0.02	1.00	0.0247	\$422.94	\$10.45	0.00	0.00	0.0000	\$4,096.84	\$0.00	\$10.44	Jordan Sharon M

EXHIBIT C - Assessment Roll (Fiscal Year 2019)
First San Diego River Improvement Project Maintenance Assessment District

Parcel Number	Land Use ⁽¹⁾	Zone Number	Community Aesthetics Enhancement					Flood Control/Safety					FY 2019 ⁽³⁾ Assessment	Owner Name
			Net Area (Acres)	Zone Factor	EBA ⁽²⁾	Unit Cost	Assessment	Benefit Area (Acres)	Composite Benefit Factor	EBA ⁽²⁾	Unit Cost	Assessment		
438 170 18 61	CND	1	0.02	1.00	0.0247	\$422.94	\$10.45	0.00	0.00	0.0000	\$4,096.84	\$0.00	\$10.44	Cheatham Janet V Separate Property Trust 10-31-16
438 170 18 62	CND	1	0.02	1.00	0.0247	\$422.94	\$10.45	0.00	0.00	0.0000	\$4,096.84	\$0.00	\$10.44	Saul Edrick
438 170 18 63	CND	1	0.02	1.00	0.0247	\$422.94	\$10.45	0.00	0.00	0.0000	\$4,096.84	\$0.00	\$10.44	Kim Chau Thanh&John Jean
438 170 18 64	CND	1	0.02	1.00	0.0247	\$422.94	\$10.45	0.00	0.00	0.0000	\$4,096.84	\$0.00	\$10.44	Gregorio Jadel A G&Samara A G
438 170 18 65	CND	1	0.02	1.00	0.0247	\$422.94	\$10.45	0.00	0.00	0.0000	\$4,096.84	\$0.00	\$10.44	Valentine Anne C
438 170 18 66	CND	1	0.02	1.00	0.0247	\$422.94	\$10.45	0.00	0.00	0.0000	\$4,096.84	\$0.00	\$10.44	Olszower Henry&Esther
438 170 18 67	CND	1	0.02	1.00	0.0247	\$422.94	\$10.45	0.00	0.00	0.0000	\$4,096.84	\$0.00	\$10.44	Straily Nancy E
438 170 18 68	CND	1	0.02	1.00	0.0247	\$422.94	\$10.45	0.00	0.00	0.0000	\$4,096.84	\$0.00	\$10.44	Mendoza Michael B
438 170 18 69	CND	1	0.02	1.00	0.0247	\$422.94	\$10.45	0.00	0.00	0.0000	\$4,096.84	\$0.00	\$10.44	Green Family Trust 06-16-92 Et Al
438 170 18 70	CND	1	0.02	1.00	0.0247	\$422.94	\$10.45	0.00	0.00	0.0000	\$4,096.84	\$0.00	\$10.44	Mancini Ingrid U
438 170 19 01	CND	1	0.02	1.00	0.0247	\$422.94	\$10.45	0.00	0.00	0.0000	\$4,096.84	\$0.00	\$10.44	Kafalas-May Rita-Maria L
438 170 19 02	CND	1	0.02	1.00	0.0247	\$422.94	\$10.45	0.00	0.00	0.0000	\$4,096.84	\$0.00	\$10.44	Reisman Lilving Trust 03-28-07
438 170 19 03	CND	1	0.02	1.00	0.0247	\$422.94	\$10.45	0.00	0.00	0.0000	\$4,096.84	\$0.00	\$10.44	Olszower Living Trust 06-23-00
438 170 19 04	CND	1	0.02	1.00	0.0247	\$422.94	\$10.45	0.00	0.00	0.0000	\$4,096.84	\$0.00	\$10.44	Sassaman Family Trust 06-27-95
438 170 19 05	CND	1	0.02	1.00	0.0247	\$422.94	\$10.45	0.00	0.00	0.0000	\$4,096.84	\$0.00	\$10.44	Morton Trust 12-17-86
438 170 19 06	CND	1	0.02	1.00	0.0247	\$422.94	\$10.45	0.00	0.00	0.0000	\$4,096.84	\$0.00	\$10.44	Dostal Family Trust 11-09-94
438 170 19 07	CND	1	0.02	1.00	0.0247	\$422.94	\$10.45	0.00	0.00	0.0000	\$4,096.84	\$0.00	\$10.44	Shih James S
438 170 19 08	CND	1	0.02	1.00	0.0247	\$422.94	\$10.45	0.00	0.00	0.0000	\$4,096.84	\$0.00	\$10.44	Majeed Tariq
438 170 19 09	CND	1	0.02	1.00	0.0247	\$422.94	\$10.45	0.00	0.00	0.0000	\$4,096.84	\$0.00	\$10.44	Reynolds Family Trust 07-28-04
438 170 19 10	CND	1	0.02	1.00	0.0247	\$422.94	\$10.45	0.00	0.00	0.0000	\$4,096.84	\$0.00	\$10.44	Agbessi Germaine
438 170 19 11	CND	1	0.02	1.00	0.0247	\$422.94	\$10.45	0.00	0.00	0.0000	\$4,096.84	\$0.00	\$10.44	Stune Robert C li Est Of
438 170 19 12	CND	1	0.02	1.00	0.0247	\$422.94	\$10.45	0.00	0.00	0.0000	\$4,096.84	\$0.00	\$10.44	Anderson Steven C
438 170 19 13	CND	1	0.02	1.00	0.0247	\$422.94	\$10.45	0.00	0.00	0.0000	\$4,096.84	\$0.00	\$10.44	Insyxiemay Kerry
438 170 19 14	CND	1	0.02	1.00	0.0247	\$422.94	\$10.45	0.00	0.00	0.0000	\$4,096.84	\$0.00	\$10.44	Retsch Jennifer
438 170 19 15	CND	1	0.02	1.00	0.0247	\$422.94	\$10.45	0.00	0.00	0.0000	\$4,096.84	\$0.00	\$10.44	Green William W Iii
438 170 19 16	CND	1	0.02	1.00	0.0247	\$422.94	\$10.45	0.00	0.00	0.0000	\$4,096.84	\$0.00	\$10.44	Ochoa Family 2015 Trust 02-13-15
438 170 19 17	CND	1	0.02	1.00	0.0247	\$422.94	\$10.45	0.00	0.00	0.0000	\$4,096.84	\$0.00	\$10.44	Reynolds Family Trust 07-28-04
438 170 19 18	CND	1	0.02	1.00	0.0247	\$422.94	\$10.45	0.00	0.00	0.0000	\$4,096.84	\$0.00	\$10.44	Sheldon Kirk R
438 170 19 19	CND	1	0.02	1.00	0.0247	\$422.94	\$10.45	0.00	0.00	0.0000	\$4,096.84	\$0.00	\$10.44	Gray Family Trust 11-15-00
438 170 19 20	CND	1	0.02	1.00	0.0247	\$422.94	\$10.45	0.00	0.00	0.0000	\$4,096.84	\$0.00	\$10.44	Arcinioga Nicolas&Furbish Sudit
438 170 19 21	CND	1	0.02	1.00	0.0247	\$422.94	\$10.45	0.00	0.00	0.0000	\$4,096.84	\$0.00	\$10.44	Ludecke Alan J&Renate Family Trust 01-30-91
438 170 19 22	CND	1	0.02	1.00	0.0247	\$422.94	\$10.45	0.00	0.00	0.0000	\$4,096.84	\$0.00	\$10.44	Cook Arlene T Trust
438 170 19 23	CND	1	0.02	1.00	0.0247	\$422.94	\$10.45	0.00	0.00	0.0000	\$4,096.84	\$0.00	\$10.44	Hathaway Joan M Trust 11-13-96
438 170 19 24	CND	1	0.02	1.00	0.0247	\$422.94	\$10.45	0.00	0.00	0.0000	\$4,096.84	\$0.00	\$10.44	Sepehri Abtin
438 170 19 25	CND	1	0.02	1.00	0.0247	\$422.94	\$10.45	0.00	0.00	0.0000	\$4,096.84	\$0.00	\$10.44	Barrett Family 1986 Trust
438 170 19 26	CND	1	0.02	1.00	0.0247	\$422.94	\$10.45	0.00	0.00	0.0000	\$4,096.84	\$0.00	\$10.44	Barrett Family 1986 Trust
438 170 19 27	CND	1	0.02	1.00	0.0247	\$422.94	\$10.45	0.00	0.00	0.0000	\$4,096.84	\$0.00	\$10.44	Barrett Family 1996 Trust
438 170 19 28	CND	1	0.02	1.00	0.0247	\$422.94	\$10.45	0.00	0.00	0.0000	\$4,096.84	\$0.00	\$10.44	Barrett Family 1986 Trust
438 170 19 29	CND	1	0.02	1.00	0.0247	\$422.94	\$10.45	0.00	0.00	0.0000	\$4,096.84	\$0.00	\$10.44	Barrett Breffni C
438 170 19 30	CND	1	0.02	1.00	0.0247	\$422.94	\$10.45	0.00	0.00	0.0000	\$4,096.84	\$0.00	\$10.44	Barrett Breffni&Glaysd C
438 170 19 31	CND	1	0.02	1.00	0.0247	\$422.94	\$10.45	0.00	0.00	0.0000	\$4,096.84	\$0.00	\$10.44	Barrett Family 1996 Trust
438 170 19 32	CND	1	0.02	1.00	0.0247	\$422.94	\$10.45	0.00	0.00	0.0000	\$4,096.84	\$0.00	\$10.44	Barrett Family 1986 Trust
438 170 19 33	CND	1	0.02	1.00	0.0247	\$422.94	\$10.45	0.00	0.00	0.0000	\$4,096.84	\$0.00	\$10.44	Otero Dryw A
438 170 19 34	CND	1	0.02	1.00	0.0247	\$422.94	\$10.45	0.00	0.00	0.0000	\$4,096.84	\$0.00	\$10.44	Sellers Kimberly
438 170 19 35	CND	1	0.02	1.00	0.0247	\$422.94	\$10.45	0.00	0.00	0.0000	\$4,096.84	\$0.00	\$10.44	Fowler Karin Trust 07-30-08
438 170 19 36	CND	1	0.02	1.00	0.0247	\$422.94	\$10.45	0.00	0.00	0.0000	\$4,096.84	\$0.00	\$10.44	La-Thai Lynn

EXHIBIT C - Assessment Roll (Fiscal Year 2019)
First San Diego River Improvement Project Maintenance Assessment District

Parcel Number	Land Use ⁽¹⁾	Zone Number	Community Aesthetics Enhancement					Flood Control/Safety					FY 2019 ⁽³⁾ Assessment	Owner Name
			Net Area (Acres)	Zone Factor	EBA ⁽²⁾	Unit Cost	Assessment	Benefit Area (Acres)	Composite Benefit Factor	EBA ⁽²⁾	Unit Cost	Assessment		
438 170 19 37	CND	1	0.02	1.00	0.0247	\$422.94	\$10.45	0.00	0.00	0.0000	\$4,096.84	\$0.00	\$10.44	Rosengrant Family Trust 05-26-16
438 170 19 38	CND	1	0.02	1.00	0.0247	\$422.94	\$10.45	0.00	0.00	0.0000	\$4,096.84	\$0.00	\$10.44	Hershman Family Trust 10-17-89
438 170 19 39	CND	1	0.02	1.00	0.0247	\$422.94	\$10.45	0.00	0.00	0.0000	\$4,096.84	\$0.00	\$10.44	Connelly James P
438 170 19 40	CND	1	0.02	1.00	0.0247	\$422.94	\$10.45	0.00	0.00	0.0000	\$4,096.84	\$0.00	\$10.44	Marsh Edward W Iii
438 170 19 41	CND	1	0.02	1.00	0.0247	\$422.94	\$10.45	0.00	0.00	0.0000	\$4,096.84	\$0.00	\$10.44	Garcia Mayra G
438 170 19 42	CND	1	0.02	1.00	0.0247	\$422.94	\$10.45	0.00	0.00	0.0000	\$4,096.84	\$0.00	\$10.44	Green William W Iii
438 170 19 43	CND	1	0.02	1.00	0.0247	\$422.94	\$10.45	0.00	0.00	0.0000	\$4,096.84	\$0.00	\$10.44	Engberg Robert E&Sherry Family Trust
438 170 19 44	CND	1	0.02	1.00	0.0247	\$422.94	\$10.45	0.00	0.00	0.0000	\$4,096.84	\$0.00	\$10.44	Sepehri Iraj Family Trust 04-02-08
438 170 19 45	CND	1	0.02	1.00	0.0247	\$422.94	\$10.45	0.00	0.00	0.0000	\$4,096.84	\$0.00	\$10.44	Blair Robert K Living Trust 07-22-11
438 170 19 46	CND	1	0.02	1.00	0.0247	\$422.94	\$10.45	0.00	0.00	0.0000	\$4,096.84	\$0.00	\$10.44	Gracia Ricardo
438 170 19 47	CND	1	0.02	1.00	0.0247	\$422.94	\$10.45	0.00	0.00	0.0000	\$4,096.84	\$0.00	\$10.44	Sharo Isabella L
438 170 19 48	CND	1	0.02	1.00	0.0247	\$422.94	\$10.45	0.00	0.00	0.0000	\$4,096.84	\$0.00	\$10.44	Arbor-Sol Llc
438 170 19 49	CND	1	0.02	1.00	0.0247	\$422.94	\$10.45	0.00	0.00	0.0000	\$4,096.84	\$0.00	\$10.44	Haberfield Ralph H Revocable Trust 01-11-02
438 170 19 50	CND	1	0.02	1.00	0.0247	\$422.94	\$10.45	0.00	0.00	0.0000	\$4,096.84	\$0.00	\$10.44	Greeley Family Trust 07-07-88
438 170 19 51	CND	1	0.02	1.00	0.0247	\$422.94	\$10.45	0.00	0.00	0.0000	\$4,096.84	\$0.00	\$10.44	Katz Family Trust 01-27-00
438 170 19 52	CND	1	0.02	1.00	0.0247	\$422.94	\$10.45	0.00	0.00	0.0000	\$4,096.84	\$0.00	\$10.44	Haberfield Ralph H Revocable Trust 01-11-02
438 170 19 53	CND	1	0.02	1.00	0.0247	\$422.94	\$10.45	0.00	0.00	0.0000	\$4,096.84	\$0.00	\$10.44	Greeley Family Trust 07-07-88
438 170 19 54	CND	1	0.02	1.00	0.0247	\$422.94	\$10.45	0.00	0.00	0.0000	\$4,096.84	\$0.00	\$10.44	Heidarian-Kazemi Jila&Heidarian Cirous
438 170 19 55	CND	1	0.02	1.00	0.0247	\$422.94	\$10.45	0.00	0.00	0.0000	\$4,096.84	\$0.00	\$10.44	W R T Family Revocable Trust 04-20-10
438 170 19 56	CND	1	0.02	1.00	0.0247	\$422.94	\$10.45	0.00	0.00	0.0000	\$4,096.84	\$0.00	\$10.44	Katz Family Trust 01-27-00
438 170 19 57	CND	1	0.02	1.00	0.0247	\$422.94	\$10.45	0.00	0.00	0.0000	\$4,096.84	\$0.00	\$10.44	Pedersen Family Trust 10-26-83
438 170 19 58	CND	1	0.02	1.00	0.0247	\$422.94	\$10.45	0.00	0.00	0.0000	\$4,096.84	\$0.00	\$10.44	Green William W Iii
438 170 19 59	CND	1	0.02	1.00	0.0247	\$422.94	\$10.45	0.00	0.00	0.0000	\$4,096.84	\$0.00	\$10.44	Green William W Iii
438 170 19 60	CND	1	0.02	1.00	0.0247	\$422.94	\$10.45	0.00	0.00	0.0000	\$4,096.84	\$0.00	\$10.44	Green William W Iii
438 170 19 61	CND	1	0.02	1.00	0.0247	\$422.94	\$10.45	0.00	0.00	0.0000	\$4,096.84	\$0.00	\$10.44	Green William W Iii
438 170 19 62	CND	1	0.02	1.00	0.0247	\$422.94	\$10.45	0.00	0.00	0.0000	\$4,096.84	\$0.00	\$10.44	Green William W Iii
438 170 19 63	CND	1	0.02	1.00	0.0247	\$422.94	\$10.45	0.00	0.00	0.0000	\$4,096.84	\$0.00	\$10.44	Green William W Iii
438 170 19 64	CND	1	0.02	1.00	0.0247	\$422.94	\$10.45	0.00	0.00	0.0000	\$4,096.84	\$0.00	\$10.44	Green William W Iii
438 170 19 65	CND	1	0.02	1.00	0.0247	\$422.94	\$10.45	0.00	0.00	0.0000	\$4,096.84	\$0.00	\$10.44	Berg David M
438 170 19 66	CND	1	0.02	1.00	0.0247	\$422.94	\$10.45	0.00	0.00	0.0000	\$4,096.84	\$0.00	\$10.44	Berg David M
438 170 19 67	CND	1	0.02	1.00	0.0247	\$422.94	\$10.45	0.00	0.00	0.0000	\$4,096.84	\$0.00	\$10.44	Berg David M
438 170 19 68	CND	1	0.02	1.00	0.0247	\$422.94	\$10.45	0.00	0.00	0.0000	\$4,096.84	\$0.00	\$10.44	Berg David M
438 170 19 69	CND	1	0.02	1.00	0.0247	\$422.94	\$10.45	0.00	0.00	0.0000	\$4,096.84	\$0.00	\$10.44	Berg David M
438 170 19 70	CND	1	0.02	1.00	0.0247	\$422.94	\$10.45	0.00	0.00	0.0000	\$4,096.84	\$0.00	\$10.44	Berg David M
438 170 19 71	CND	1	0.02	1.00	0.0247	\$422.94	\$10.45	0.00	0.00	0.0000	\$4,096.84	\$0.00	\$10.44	Berg David M
438 170 19 72	CND	1	0.02	1.00	0.0247	\$422.94	\$10.45	0.00	0.00	0.0000	\$4,096.84	\$0.00	\$10.44	Berg David M
438 170 19 73	CND	1	0.02	1.00	0.0247	\$422.94	\$10.45	0.00	0.00	0.0000	\$4,096.84	\$0.00	\$10.44	Pedersen Roy M Family Survivors Trust 10-26-83
438 170 19 74	CND	1	0.02	1.00	0.0247	\$422.94	\$10.45	0.00	0.00	0.0000	\$4,096.84	\$0.00	\$10.44	Chalom Alan
438 170 19 75	CND	1	0.02	1.00	0.0247	\$422.94	\$10.45	0.00	0.00	0.0000	\$4,096.84	\$0.00	\$10.44	Vega Beatriz
438 170 19 76	CND	1	0.02	1.00	0.0247	\$422.94	\$10.45	0.00	0.00	0.0000	\$4,096.84	\$0.00	\$10.44	Osborn Daryl
438 170 19 77	CND	1	0.02	1.00	0.0247	\$422.94	\$10.45	0.00	0.00	0.0000	\$4,096.84	\$0.00	\$10.44	Magill Terri Trust 04-17-03
438 170 19 78	CND	1	0.02	1.00	0.0247	\$422.94	\$10.45	0.00	0.00	0.0000	\$4,096.84	\$0.00	\$10.44	Nelson Elaine H
438 170 19 79	CND	1	0.02	1.00	0.0247	\$422.94	\$10.45	0.00	0.00	0.0000	\$4,096.84	\$0.00	\$10.44	Voneida Jared C&Sara A
438 170 19 80	CND	1	0.02	1.00	0.0247	\$422.94	\$10.45	0.00	0.00	0.0000	\$4,096.84	\$0.00	\$10.44	Krismer Jennifer E
438 170 20 01	CND	1	0.02	1.00	0.0247	\$422.94	\$10.45	0.00	0.00	0.0000	\$4,096.84	\$0.00	\$10.44	Cordova Barry
438 170 20 02	CND	1	0.02	1.00	0.0247	\$422.94	\$10.45	0.00	0.00	0.0000	\$4,096.84	\$0.00	\$10.44	Cordova Barry

EXHIBIT C - Assessment Roll (Fiscal Year 2019)
First San Diego River Improvement Project Maintenance Assessment District

Parcel Number	Land Use ⁽¹⁾	Zone Number	Community Aesthetics Enhancement					Flood Control/Safety					FY 2019 ⁽³⁾ Assessment	Owner Name
			Net Area (Acres)	Zone Factor	EBA ⁽²⁾	Unit Cost	Assessment	Benefit Area (Acres)	Composite Benefit Factor	EBA ⁽²⁾	Unit Cost	Assessment		
438 170 20 03	CND	1	0.02	1.00	0.0247	\$422.94	\$10.45	0.00	0.00	0.0000	\$4,096.84	\$0.00	\$10.44	Cordova Barry
438 170 20 04	CND	1	0.02	1.00	0.0247	\$422.94	\$10.45	0.00	0.00	0.0000	\$4,096.84	\$0.00	\$10.44	Cordova Barry
438 170 20 05	CND	1	0.02	1.00	0.0247	\$422.94	\$10.45	0.00	0.00	0.0000	\$4,096.84	\$0.00	\$10.44	Edwards Ian A&Sarah M
438 170 20 06	CND	1	0.02	1.00	0.0247	\$422.94	\$10.45	0.00	0.00	0.0000	\$4,096.84	\$0.00	\$10.44	Martin Nancy
438 170 20 07	CND	1	0.02	1.00	0.0247	\$422.94	\$10.45	0.00	0.00	0.0000	\$4,096.84	\$0.00	\$10.44	Cordova Barry
438 170 20 08	CND	1	0.02	1.00	0.0247	\$422.94	\$10.45	0.00	0.00	0.0000	\$4,096.84	\$0.00	\$10.44	Hansen Dale
438 170 20 09	CND	1	0.02	1.00	0.0247	\$422.94	\$10.45	0.00	0.00	0.0000	\$4,096.84	\$0.00	\$10.44	J G Investment Trust 01-22-97
438 170 20 10	CND	1	0.02	1.00	0.0247	\$422.94	\$10.45	0.00	0.00	0.0000	\$4,096.84	\$0.00	\$10.44	J G Investment Trust 01-22-97
438 170 20 11	CND	1	0.02	1.00	0.0247	\$422.94	\$10.45	0.00	0.00	0.0000	\$4,096.84	\$0.00	\$10.44	J G Investment Trust 01-22-97
438 170 20 12	CND	1	0.02	1.00	0.0247	\$422.94	\$10.45	0.00	0.00	0.0000	\$4,096.84	\$0.00	\$10.44	J G Investment Trust 01-22-97
438 170 20 13	CND	1	0.02	1.00	0.0247	\$422.94	\$10.45	0.00	0.00	0.0000	\$4,096.84	\$0.00	\$10.44	J G Investment Trust 01-22-97
438 170 20 14	CND	1	0.02	1.00	0.0247	\$422.94	\$10.45	0.00	0.00	0.0000	\$4,096.84	\$0.00	\$10.44	J G Investment Trust 01-22-97
438 170 20 15	CND	1	0.02	1.00	0.0247	\$422.94	\$10.45	0.00	0.00	0.0000	\$4,096.84	\$0.00	\$10.44	J G Investment Trust 01-22-97
438 170 20 16	CND	1	0.02	1.00	0.0247	\$422.94	\$10.45	0.00	0.00	0.0000	\$4,096.84	\$0.00	\$10.44	J G Investment Trust 01-22-97
438 170 20 17	CND	1	0.02	1.00	0.0247	\$422.94	\$10.45	0.00	0.00	0.0000	\$4,096.84	\$0.00	\$10.44	J G Investment Trust 01-22-97
438 170 20 18	CND	1	0.02	1.00	0.0247	\$422.94	\$10.45	0.00	0.00	0.0000	\$4,096.84	\$0.00	\$10.44	J G Investment Trust 01-22-97
438 170 20 19	CND	1	0.02	1.00	0.0247	\$422.94	\$10.45	0.00	0.00	0.0000	\$4,096.84	\$0.00	\$10.44	J G Investment Trust 01-22-97
438 170 20 20	CND	1	0.02	1.00	0.0247	\$422.94	\$10.45	0.00	0.00	0.0000	\$4,096.84	\$0.00	\$10.44	J G Investment Trust 01-22-97
438 170 20 21	CND	1	0.02	1.00	0.0247	\$422.94	\$10.45	0.00	0.00	0.0000	\$4,096.84	\$0.00	\$10.44	J G Investment Trust 01-22-97
438 170 20 22	CND	1	0.02	1.00	0.0247	\$422.94	\$10.45	0.00	0.00	0.0000	\$4,096.84	\$0.00	\$10.44	J G Investment Trust 01-22-97
438 170 20 23	CND	1	0.02	1.00	0.0247	\$422.94	\$10.45	0.00	0.00	0.0000	\$4,096.84	\$0.00	\$10.44	J G Investment Trust 01-22-97
438 170 20 24	CND	1	0.02	1.00	0.0247	\$422.94	\$10.45	0.00	0.00	0.0000	\$4,096.84	\$0.00	\$10.44	J G Investment Trust 01-22-97
438 170 20 25	CND	1	0.02	1.00	0.0247	\$422.94	\$10.45	0.00	0.00	0.0000	\$4,096.84	\$0.00	\$10.44	Petropoulos Jim D Living 2001 Trust
438 170 20 26	CND	1	0.02	1.00	0.0247	\$422.94	\$10.45	0.00	0.00	0.0000	\$4,096.84	\$0.00	\$10.44	Etchechury John P Revocable 2015 Trust 05-18-15
438 170 20 27	CND	1	0.02	1.00	0.0247	\$422.94	\$10.45	0.00	0.00	0.0000	\$4,096.84	\$0.00	\$10.44	Yang Ray Y K&Mei C
438 170 20 28	CND	1	0.02	1.00	0.0247	\$422.94	\$10.45	0.00	0.00	0.0000	\$4,096.84	\$0.00	\$10.44	Leeds Adam S
438 170 20 29	CND	1	0.02	1.00	0.0247	\$422.94	\$10.45	0.00	0.00	0.0000	\$4,096.84	\$0.00	\$10.44	Modiano Family Trust 11-30-93
438 170 20 30	CND	1	0.02	1.00	0.0247	\$422.94	\$10.45	0.00	0.00	0.0000	\$4,096.84	\$0.00	\$10.44	Olszower Lili
438 170 20 31	CND	1	0.02	1.00	0.0247	\$422.94	\$10.45	0.00	0.00	0.0000	\$4,096.84	\$0.00	\$10.44	Radin Danielle
438 170 20 32	CND	1	0.02	1.00	0.0247	\$422.94	\$10.45	0.00	0.00	0.0000	\$4,096.84	\$0.00	\$10.44	Guerrero Family Trust 08-18-09
438 170 20 33	CND	1	0.02	1.00	0.0247	\$422.94	\$10.45	0.00	0.00	0.0000	\$4,096.84	\$0.00	\$10.44	Jamieson Family Trust 04-11-07
438 170 20 34	CND	1	0.02	1.00	0.0247	\$422.94	\$10.45	0.00	0.00	0.0000	\$4,096.84	\$0.00	\$10.44	Fox Joseph A Est Of
438 170 20 35	CND	1	0.02	1.00	0.0247	\$422.94	\$10.45	0.00	0.00	0.0000	\$4,096.84	\$0.00	\$10.44	Kuhl&Bernhard&Asscs
438 170 20 36	CND	1	0.02	1.00	0.0247	\$422.94	\$10.45	0.00	0.00	0.0000	\$4,096.84	\$0.00	\$10.44	Miller Cread E li
438 170 20 37	CND	1	0.02	1.00	0.0247	\$422.94	\$10.45	0.00	0.00	0.0000	\$4,096.84	\$0.00	\$10.44	J A H Trust 08-08-14
438 170 20 38	CND	1	0.02	1.00	0.0247	\$422.94	\$10.45	0.00	0.00	0.0000	\$4,096.84	\$0.00	\$10.44	Baldan Wayne S
438 170 20 39	CND	1	0.02	1.00	0.0247	\$422.94	\$10.45	0.00	0.00	0.0000	\$4,096.84	\$0.00	\$10.44	Torbett Family Trust 07-14-15
438 170 20 40	CND	1	0.02	1.00	0.0247	\$422.94	\$10.45	0.00	0.00	0.0000	\$4,096.84	\$0.00	\$10.44	Torbett Family Trust 07-14-15
438 170 20 41	CND	1	0.02	1.00	0.0247	\$422.94	\$10.45	0.00	0.00	0.0000	\$4,096.84	\$0.00	\$10.44	Marx Thomas
438 170 20 42	CND	1	0.02	1.00	0.0247	\$422.94	\$10.45	0.00	0.00	0.0000	\$4,096.84	\$0.00	\$10.44	Berg David M
438 170 20 43	CND	1	0.02	1.00	0.0247	\$422.94	\$10.45	0.00	0.00	0.0000	\$4,096.84	\$0.00	\$10.44	Berg David M
438 170 20 44	CND	1	0.02	1.00	0.0247	\$422.94	\$10.45	0.00	0.00	0.0000	\$4,096.84	\$0.00	\$10.44	Mayhew Tracy L Revocable Living Trust
438 170 20 45	CND	1	0.02	1.00	0.0247	\$422.94	\$10.45	0.00	0.00	0.0000	\$4,096.84	\$0.00	\$10.44	Adel Myriam N
438 170 20 46	CND	1	0.02	1.00	0.0247	\$422.94	\$10.45	0.00	0.00	0.0000	\$4,096.84	\$0.00	\$10.44	Devaca Christina
438 170 20 47	CND	1	0.02	1.00	0.0247	\$422.94	\$10.45	0.00	0.00	0.0000	\$4,096.84	\$0.00	\$10.44	Smith Family Trust 11-02-00
438 170 20 48	CND	1	0.02	1.00	0.0247	\$422.94	\$10.45	0.00	0.00	0.0000	\$4,096.84	\$0.00	\$10.44	Rucinski John M&Ki

EXHIBIT C - Assessment Roll (Fiscal Year 2019)
First San Diego River Improvement Project Maintenance Assessment District

Parcel Number	Land Use ⁽¹⁾	Zone Number	Community Aesthetics Enhancement					Flood Control/Safety					FY 2019 ⁽³⁾ Assessment	Owner Name
			Net Area (Acres)	Zone Factor	EBA ⁽²⁾	Unit Cost	Assessment	Benefit Area (Acres)	Composite Benefit Factor	EBA ⁽²⁾	Unit Cost	Assessment		
438 170 20 49	CND	1	0.02	1.00	0.0247	\$422.94	\$10.45	0.00	0.00	0.0000	\$4,096.84	\$0.00	\$10.44	Berg David M
438 170 20 50	CND	1	0.02	1.00	0.0247	\$422.94	\$10.45	0.00	0.00	0.0000	\$4,096.84	\$0.00	\$10.44	Antigiovanni Intervivos Trust 10-18-83
438 170 20 51	CND	1	0.02	1.00	0.0247	\$422.94	\$10.45	0.00	0.00	0.0000	\$4,096.84	\$0.00	\$10.44	Smith Brian J&Kathryn C 2014 Trust 12-22-14
438 170 20 52	CND	1	0.02	1.00	0.0247	\$422.94	\$10.45	0.00	0.00	0.0000	\$4,096.84	\$0.00	\$10.44	Meyer Lewis C
438 170 20 53	CND	1	0.02	1.00	0.0247	\$422.94	\$10.45	0.00	0.00	0.0000	\$4,096.84	\$0.00	\$10.44	Yudistira Leonard&Garcia Caroline
438 170 20 54	CND	1	0.02	1.00	0.0247	\$422.94	\$10.45	0.00	0.00	0.0000	\$4,096.84	\$0.00	\$10.44	Vega Beatriz A
438 170 20 55	CND	1	0.02	1.00	0.0247	\$422.94	\$10.45	0.00	0.00	0.0000	\$4,096.84	\$0.00	\$10.44	Poch Deborah T
438 170 20 56	CND	1	0.02	1.00	0.0247	\$422.94	\$10.45	0.00	0.00	0.0000	\$4,096.84	\$0.00	\$10.44	Gorvokaj John
438 170 20 57	CND	1	0.02	1.00	0.0247	\$422.94	\$10.45	0.00	0.00	0.0000	\$4,096.84	\$0.00	\$10.44	Cousins Julia Family Trust 07-31-06
438 170 20 58	CND	1	0.02	1.00	0.0247	\$422.94	\$10.45	0.00	0.00	0.0000	\$4,096.84	\$0.00	\$10.44	Wood John C Trust 02-05-97
438 170 20 59	CND	1	0.02	1.00	0.0247	\$422.94	\$10.45	0.00	0.00	0.0000	\$4,096.84	\$0.00	\$10.44	Torbett Family Trust 07-14-15
438 170 20 60	CND	1	0.02	1.00	0.0247	\$422.94	\$10.45	0.00	0.00	0.0000	\$4,096.84	\$0.00	\$10.44	Martinez Moises
438 170 20 61	CND	1	0.02	1.00	0.0247	\$422.94	\$10.45	0.00	0.00	0.0000	\$4,096.84	\$0.00	\$10.44	Gheorghiu Medorian D
438 170 20 62	CND	1	0.02	1.00	0.0247	\$422.94	\$10.45	0.00	0.00	0.0000	\$4,096.84	\$0.00	\$10.44	Fromm Stephen M&Nina V
438 170 20 63	CND	1	0.02	1.00	0.0247	\$422.94	\$10.45	0.00	0.00	0.0000	\$4,096.84	\$0.00	\$10.44	Popescu Alexandru P
438 170 20 64	CND	1	0.02	1.00	0.0247	\$422.94	\$10.45	0.00	0.00	0.0000	\$4,096.84	\$0.00	\$10.44	Chavez-Mejia Mario A
438 170 20 65	CND	1	0.02	1.00	0.0247	\$422.94	\$10.45	0.00	0.00	0.0000	\$4,096.84	\$0.00	\$10.44	Ruge Bruce&Boontawee Suwanee
438 170 20 66	CND	1	0.02	1.00	0.0247	\$422.94	\$10.45	0.00	0.00	0.0000	\$4,096.84	\$0.00	\$10.44	Smith Brian J&Kathryn C 2014 Trust 12-22-14
438 170 20 67	CND	1	0.02	1.00	0.0247	\$422.94	\$10.45	0.00	0.00	0.0000	\$4,096.84	\$0.00	\$10.44	J G Investment Trust 01-22-97
438 170 20 68	CND	1	0.02	1.00	0.0247	\$422.94	\$10.45	0.00	0.00	0.0000	\$4,096.84	\$0.00	\$10.44	J G Investment Trust 01-22-97
438 170 20 69	CND	1	0.02	1.00	0.0247	\$422.94	\$10.45	0.00	0.00	0.0000	\$4,096.84	\$0.00	\$10.44	Basta David L
438 170 20 70	CND	1	0.02	1.00	0.0247	\$422.94	\$10.45	0.00	0.00	0.0000	\$4,096.84	\$0.00	\$10.44	Barmaki Karoon
438 170 20 71	CND	1	0.02	1.00	0.0247	\$422.94	\$10.45	0.00	0.00	0.0000	\$4,096.84	\$0.00	\$10.44	Smith Brian J&Kathryn C 2014 Trust 12-22-14
438 170 20 72	CND	1	0.02	1.00	0.0247	\$422.94	\$10.45	0.00	0.00	0.0000	\$4,096.84	\$0.00	\$10.44	Smith Brian J&Kathryn C 2014 Trust 12-22-14
438 170 20 73	CND	1	0.02	1.00	0.0247	\$422.94	\$10.45	0.00	0.00	0.0000	\$4,096.84	\$0.00	\$10.44	Smith Brian J&Kathryn C 2014 Trust 12-22-14
438 170 20 74	CND	1	0.02	1.00	0.0247	\$422.94	\$10.45	0.00	0.00	0.0000	\$4,096.84	\$0.00	\$10.44	J G Investment Trust 01-22-97
438 170 20 75	CND	1	0.02	1.00	0.0247	\$422.94	\$10.45	0.00	0.00	0.0000	\$4,096.84	\$0.00	\$10.44	J G Investment Trust 01-22-97
438 170 20 76	CND	1	0.02	1.00	0.0247	\$422.94	\$10.45	0.00	0.00	0.0000	\$4,096.84	\$0.00	\$10.44	J G Investment Trust 01-22-97
438 170 20 77	CND	1	0.02	1.00	0.0247	\$422.94	\$10.45	0.00	0.00	0.0000	\$4,096.84	\$0.00	\$10.44	J G Investment Trust 01-22-97
438 170 20 78	CND	1	0.02	1.00	0.0247	\$422.94	\$10.45	0.00	0.00	0.0000	\$4,096.84	\$0.00	\$10.44	J G Investment Trust 01-22-97
438 170 20 79	CND	1	0.02	1.00	0.0247	\$422.94	\$10.45	0.00	0.00	0.0000	\$4,096.84	\$0.00	\$10.44	J G Investment Trust 01-22-97
438 170 20 80	CND	1	0.02	1.00	0.0247	\$422.94	\$10.45	0.00	0.00	0.0000	\$4,096.84	\$0.00	\$10.44	J G Investment Trust 01-22-97
438 170 20 81	CND	1	0.02	1.00	0.0247	\$422.94	\$10.45	0.00	0.00	0.0000	\$4,096.84	\$0.00	\$10.44	J G Investment Trust 01-22-97
438 170 20 82	CND	1	0.02	1.00	0.0247	\$422.94	\$10.45	0.00	0.00	0.0000	\$4,096.84	\$0.00	\$10.44	J G Investment Trust 01-22-97
438 170 20 83	CND	1	0.02	1.00	0.0247	\$422.94	\$10.45	0.00	0.00	0.0000	\$4,096.84	\$0.00	\$10.44	J G Investment Trust 01-22-97
438 170 20 84	CND	1	0.02	1.00	0.0247	\$422.94	\$10.45	0.00	0.00	0.0000	\$4,096.84	\$0.00	\$10.44	J G Investment Trust 01-22-97
438 170 20 85	CND	1	0.02	1.00	0.0247	\$422.94	\$10.45	0.00	0.00	0.0000	\$4,096.84	\$0.00	\$10.44	J G Investment Trust 01-22-97
438 170 20 86	CND	1	0.02	1.00	0.0247	\$422.94	\$10.45	0.00	0.00	0.0000	\$4,096.84	\$0.00	\$10.44	J G Investment Trust 01-22-97
438 170 20 87	CND	1	0.02	1.00	0.0247	\$422.94	\$10.45	0.00	0.00	0.0000	\$4,096.84	\$0.00	\$10.44	J G Investment Trust 01-22-97
438 170 20 88	CND	1	0.02	1.00	0.0247	\$422.94	\$10.45	0.00	0.00	0.0000	\$4,096.84	\$0.00	\$10.44	J G Investment Trust 01-22-97
438 170 21 01	CND	1	0.02	1.00	0.0247	\$422.94	\$10.45	0.00	0.00	0.0000	\$4,096.84	\$0.00	\$10.44	Johnson Scott Randall&Beatriz
438 170 21 02	CND	1	0.02	1.00	0.0247	\$422.94	\$10.45	0.00	0.00	0.0000	\$4,096.84	\$0.00	\$10.44	Toner Carol Revocable 2004 Trust 10-06-04
438 170 21 03	CND	1	0.02	1.00	0.0247	\$422.94	\$10.45	0.00	0.00	0.0000	\$4,096.84	\$0.00	\$10.44	Nilforoushan Mohammad J&Pakparvar Pegah
438 170 21 04	CND	1	0.02	1.00	0.0247	\$422.94	\$10.45	0.00	0.00	0.0000	\$4,096.84	\$0.00	\$10.44	Ponsar David Trust 12-27-05
438 170 21 05	CND	1	0.02	1.00	0.0247	\$422.94	\$10.45	0.00	0.00	0.0000	\$4,096.84	\$0.00	\$10.44	Abcarius Oliver
438 170 21 06	CND	1	0.02	1.00	0.0247	\$422.94	\$10.45	0.00	0.00	0.0000	\$4,096.84	\$0.00	\$10.44	Orr Philip W

EXHIBIT C - Assessment Roll (Fiscal Year 2019)
First San Diego River Improvement Project Maintenance Assessment District

Parcel Number	Land Use ⁽¹⁾	Zone Number	Community Aesthetics Enhancement					Flood Control/Safety					FY 2019 ⁽³⁾ Assessment	Owner Name
			Net Area (Acres)	Zone Factor	EBA ⁽²⁾	Unit Cost	Assessment	Benefit Area (Acres)	Composite Benefit Factor	EBA ⁽²⁾	Unit Cost	Assessment		
438 170 21 07	CND	1	0.02	1.00	0.0247	\$422.94	\$10.45	0.00	0.00	0.0000	\$4,096.84	\$0.00	\$10.44	Mooney Cheryl A
438 170 21 08	CND	1	0.02	1.00	0.0247	\$422.94	\$10.45	0.00	0.00	0.0000	\$4,096.84	\$0.00	\$10.44	Gray Family Trust 11-15-00
438 170 21 09	CND	1	0.02	1.00	0.0247	\$422.94	\$10.45	0.00	0.00	0.0000	\$4,096.84	\$0.00	\$10.44	Kubat Maryjane
438 170 21 10	CND	1	0.02	1.00	0.0247	\$422.94	\$10.45	0.00	0.00	0.0000	\$4,096.84	\$0.00	\$10.44	Carlson Donald R
438 170 21 11	CND	1	0.02	1.00	0.0247	\$422.94	\$10.45	0.00	0.00	0.0000	\$4,096.84	\$0.00	\$10.44	Das Shreyasi
438 170 21 12	CND	1	0.02	1.00	0.0247	\$422.94	\$10.45	0.00	0.00	0.0000	\$4,096.84	\$0.00	\$10.44	Jager Corry A
438 170 21 13	CND	1	0.02	1.00	0.0247	\$422.94	\$10.45	0.00	0.00	0.0000	\$4,096.84	\$0.00	\$10.44	Reed Family Investments L L C
438 170 21 14	CND	1	0.02	1.00	0.0247	\$422.94	\$10.45	0.00	0.00	0.0000	\$4,096.84	\$0.00	\$10.44	Stapleton Maureen K <Aka Lastra Maureen K>
438 170 21 15	CND	1	0.02	1.00	0.0247	\$422.94	\$10.45	0.00	0.00	0.0000	\$4,096.84	\$0.00	\$10.44	Berg David M
438 170 21 16	CND	1	0.02	1.00	0.0247	\$422.94	\$10.45	0.00	0.00	0.0000	\$4,096.84	\$0.00	\$10.44	Taleghani Taraneh K
438 170 21 17	CND	1	0.02	1.00	0.0247	\$422.94	\$10.45	0.00	0.00	0.0000	\$4,096.84	\$0.00	\$10.44	Hansen Roberta L
438 170 21 18	CND	1	0.02	1.00	0.0247	\$422.94	\$10.45	0.00	0.00	0.0000	\$4,096.84	\$0.00	\$10.44	Martin Michael&France Yolanda
438 170 21 19	CND	1	0.02	1.00	0.0247	\$422.94	\$10.45	0.00	0.00	0.0000	\$4,096.84	\$0.00	\$10.44	Spencer Vanessa
438 170 21 20	CND	1	0.02	1.00	0.0247	\$422.94	\$10.45	0.00	0.00	0.0000	\$4,096.84	\$0.00	\$10.44	Deery Family Trust 06-27-15
438 170 21 21	CND	1	0.02	1.00	0.0247	\$422.94	\$10.45	0.00	0.00	0.0000	\$4,096.84	\$0.00	\$10.44	Johnson Christopher Michael
438 170 21 22	CND	1	0.02	1.00	0.0247	\$422.94	\$10.45	0.00	0.00	0.0000	\$4,096.84	\$0.00	\$10.44	Matusita Alvaro F V
438 170 21 23	CND	1	0.02	1.00	0.0247	\$422.94	\$10.45	0.00	0.00	0.0000	\$4,096.84	\$0.00	\$10.44	Tomal Robert F Family Trust 11-21-88
438 170 21 24	CND	1	0.02	1.00	0.0247	\$422.94	\$10.45	0.00	0.00	0.0000	\$4,096.84	\$0.00	\$10.44	Corvera Jose&Alma
438 170 21 25	CND	1	0.02	1.00	0.0247	\$422.94	\$10.45	0.00	0.00	0.0000	\$4,096.84	\$0.00	\$10.44	Palmer Family 1998 Trust
438 170 21 26	CND	1	0.02	1.00	0.0247	\$422.94	\$10.45	0.00	0.00	0.0000	\$4,096.84	\$0.00	\$10.44	Dale Leonardo J&Christina F
438 170 21 27	CND	1	0.02	1.00	0.0247	\$422.94	\$10.45	0.00	0.00	0.0000	\$4,096.84	\$0.00	\$10.44	Tyme Jonita
438 170 21 28	CND	1	0.02	1.00	0.0247	\$422.94	\$10.45	0.00	0.00	0.0000	\$4,096.84	\$0.00	\$10.44	Wassell Alexander
438 170 21 29	CND	1	0.02	1.00	0.0247	\$422.94	\$10.45	0.00	0.00	0.0000	\$4,096.84	\$0.00	\$10.44	Shiple Patricia
438 170 21 30	CND	1	0.02	1.00	0.0247	\$422.94	\$10.45	0.00	0.00	0.0000	\$4,096.84	\$0.00	\$10.44	Perry Susan R Trust 11-10-05
438 170 21 31	CND	1	0.02	1.00	0.0247	\$422.94	\$10.45	0.00	0.00	0.0000	\$4,096.84	\$0.00	\$10.44	Guevara Andre R
438 170 21 32	CND	1	0.02	1.00	0.0247	\$422.94	\$10.45	0.00	0.00	0.0000	\$4,096.84	\$0.00	\$10.44	Berg David M
438 170 21 33	CND	1	0.02	1.00	0.0247	\$422.94	\$10.45	0.00	0.00	0.0000	\$4,096.84	\$0.00	\$10.44	Gonzalez Lisa <Dd>
438 170 21 34	CND	1	0.02	1.00	0.0247	\$422.94	\$10.45	0.00	0.00	0.0000	\$4,096.84	\$0.00	\$10.44	Neider Tracy
438 170 21 35	CND	1	0.02	1.00	0.0247	\$422.94	\$10.45	0.00	0.00	0.0000	\$4,096.84	\$0.00	\$10.44	Leon Ramon&Blanca P M
438 170 21 36	CND	1	0.02	1.00	0.0247	\$422.94	\$10.45	0.00	0.00	0.0000	\$4,096.84	\$0.00	\$10.44	Mortensen Living Trust 09-13-12
438 170 21 37	CND	1	0.02	1.00	0.0247	\$422.94	\$10.45	0.00	0.00	0.0000	\$4,096.84	\$0.00	\$10.44	Monelt Mildred
438 170 21 38	CND	1	0.02	1.00	0.0247	\$422.94	\$10.45	0.00	0.00	0.0000	\$4,096.84	\$0.00	\$10.44	Pacheco Ernest
438 170 21 39	CND	1	0.02	1.00	0.0247	\$422.94	\$10.45	0.00	0.00	0.0000	\$4,096.84	\$0.00	\$10.44	Tehrani Dawood F&Nejat Elahe
438 170 21 40	CND	1	0.02	1.00	0.0247	\$422.94	\$10.45	0.00	0.00	0.0000	\$4,096.84	\$0.00	\$10.44	Bennett Leslie J
438 170 21 41	CND	1	0.02	1.00	0.0247	\$422.94	\$10.45	0.00	0.00	0.0000	\$4,096.84	\$0.00	\$10.44	Sitek Family Trust 09-24-01
438 170 21 42	CND	1	0.02	1.00	0.0247	\$422.94	\$10.45	0.00	0.00	0.0000	\$4,096.84	\$0.00	\$10.44	Xie Yidong
438 170 21 43	CND	1	0.02	1.00	0.0247	\$422.94	\$10.45	0.00	0.00	0.0000	\$4,096.84	\$0.00	\$10.44	Zakar Barrance Q
438 170 21 44	CND	1	0.02	1.00	0.0247	\$422.94	\$10.45	0.00	0.00	0.0000	\$4,096.84	\$0.00	\$10.44	Tabangay Family Trust 07-18-14
438 170 21 45	CND	1	0.02	1.00	0.0247	\$422.94	\$10.45	0.00	0.00	0.0000	\$4,096.84	\$0.00	\$10.44	Via-Salas Jorge
438 170 21 46	CND	1	0.02	1.00	0.0247	\$422.94	\$10.45	0.00	0.00	0.0000	\$4,096.84	\$0.00	\$10.44	Gonion Family Trust 05-01-91
438 170 21 47	CND	1	0.02	1.00	0.0247	\$422.94	\$10.45	0.00	0.00	0.0000	\$4,096.84	\$0.00	\$10.44	Olszower Living Trust 06-23-00
438 170 21 48	CND	1	0.02	1.00	0.0247	\$422.94	\$10.45	0.00	0.00	0.0000	\$4,096.84	\$0.00	\$10.44	Sasage Kimiko
438 170 21 49	CND	1	0.02	1.00	0.0247	\$422.94	\$10.45	0.00	0.00	0.0000	\$4,096.84	\$0.00	\$10.44	Smith Family Trust 11-02-00
438 170 21 50	CND	1	0.02	1.00	0.0247	\$422.94	\$10.45	0.00	0.00	0.0000	\$4,096.84	\$0.00	\$10.44	Senier Elizabeth A
438 170 21 51	CND	1	0.02	1.00	0.0247	\$422.94	\$10.45	0.00	0.00	0.0000	\$4,096.84	\$0.00	\$10.44	Reynolds Family Trust 07-28-04
438 170 21 52	CND	1	0.02	1.00	0.0247	\$422.94	\$10.45	0.00	0.00	0.0000	\$4,096.84	\$0.00	\$10.44	Smith Family Trust 10-20-98

EXHIBIT C - Assessment Roll (Fiscal Year 2019)
First San Diego River Improvement Project Maintenance Assessment District

Parcel Number	Land Use ⁽¹⁾	Zone Number	Community Aesthetics Enhancement					Flood Control/Safety					FY 2019 ⁽³⁾ Assessment	Owner Name
			Net Area (Acres)	Zone Factor	EBA ⁽²⁾	Unit Cost	Assessment	Benefit Area (Acres)	Composite Benefit Factor	EBA ⁽²⁾	Unit Cost	Assessment		
438 170 21 53	CND	1	0.02	1.00	0.0247	\$422.94	\$10.45	0.00	0.00	0.0000	\$4,096.84	\$0.00	\$10.44	Moreno Andrew B&Rosa G Trust 03-29-01
438 170 21 54	CND	1	0.02	1.00	0.0247	\$422.94	\$10.45	0.00	0.00	0.0000	\$4,096.84	\$0.00	\$10.44	P&J Valley Arms Llc
438 170 21 55	CND	1	0.02	1.00	0.0247	\$422.94	\$10.45	0.00	0.00	0.0000	\$4,096.84	\$0.00	\$10.44	Warye D
438 170 21 56	CND	1	0.02	1.00	0.0247	\$422.94	\$10.45	0.00	0.00	0.0000	\$4,096.84	\$0.00	\$10.44	Lodico Louise M P
438 170 21 57	CND	1	0.02	1.00	0.0247	\$422.94	\$10.45	0.00	0.00	0.0000	\$4,096.84	\$0.00	\$10.44	Caminito De Pizza Llc
438 170 21 58	CND	1	0.02	1.00	0.0247	\$422.94	\$10.45	0.00	0.00	0.0000	\$4,096.84	\$0.00	\$10.44	Fimbres Stephanie <Aka Fimbres Stephanie A>
438 170 21 59	CND	1	0.02	1.00	0.0247	\$422.94	\$10.45	0.00	0.00	0.0000	\$4,096.84	\$0.00	\$10.44	Ecklund Family Trust 08-23-02
438 170 21 60	CND	1	0.02	1.00	0.0247	\$422.94	\$10.45	0.00	0.00	0.0000	\$4,096.84	\$0.00	\$10.44	Ecklund Family Trust 08-23-02
438 170 21 61	CND	1	0.02	1.00	0.0247	\$422.94	\$10.45	0.00	0.00	0.0000	\$4,096.84	\$0.00	\$10.44	Ecklund Family Trust 08-23-02
438 170 21 62	CND	1	0.02	1.00	0.0247	\$422.94	\$10.45	0.00	0.00	0.0000	\$4,096.84	\$0.00	\$10.44	Ecklund Family Trust 08-23-02
438 170 21 63	CND	1	0.02	1.00	0.0247	\$422.94	\$10.45	0.00	0.00	0.0000	\$4,096.84	\$0.00	\$10.44	Ecklund Family Trust 08-23-02
438 170 21 64	CND	1	0.02	1.00	0.0247	\$422.94	\$10.45	0.00	0.00	0.0000	\$4,096.84	\$0.00	\$10.44	Ecklund Family Trust 08-23-02
438 170 21 65	CND	1	0.02	1.00	0.0247	\$422.94	\$10.45	0.00	0.00	0.0000	\$4,096.84	\$0.00	\$10.44	Ecklund Family Trust 08-23-02
438 170 21 66	CND	1	0.02	1.00	0.0247	\$422.94	\$10.45	0.00	0.00	0.0000	\$4,096.84	\$0.00	\$10.44	Ecklund Family Trust 08-23-02
438 170 21 67	CND	1	0.02	1.00	0.0247	\$422.94	\$10.45	0.00	0.00	0.0000	\$4,096.84	\$0.00	\$10.44	Hicke Susan M
438 170 21 68	CND	1	0.02	1.00	0.0247	\$422.94	\$10.45	0.00	0.00	0.0000	\$4,096.84	\$0.00	\$10.44	Kuhl&Bernhard&Assocs
438 170 21 69	CND	1	0.02	1.00	0.0247	\$422.94	\$10.45	0.00	0.00	0.0000	\$4,096.84	\$0.00	\$10.44	Woolrych Frank S Trust 08-18-16
438 170 21 70	CND	1	0.02	1.00	0.0247	\$422.94	\$10.45	0.00	0.00	0.0000	\$4,096.84	\$0.00	\$10.44	Kuhl Bernhard&Associates
438 170 21 71	CND	1	0.02	1.00	0.0247	\$422.94	\$10.45	0.00	0.00	0.0000	\$4,096.84	\$0.00	\$10.44	Calabotta Lisa Marie
438 170 21 72	CND	1	0.02	1.00	0.0247	\$422.94	\$10.45	0.00	0.00	0.0000	\$4,096.84	\$0.00	\$10.44	Stuller Family Trust 05-08-12
438 170 21 73	CND	1	0.02	1.00	0.0247	\$422.94	\$10.45	0.00	0.00	0.0000	\$4,096.84	\$0.00	\$10.44	Stohl Matthew
438 170 21 74	CND	1	0.02	1.00	0.0247	\$422.94	\$10.45	0.00	0.00	0.0000	\$4,096.84	\$0.00	\$10.44	P&J Valley Arms Llc
438 170 21 75	CND	1	0.02	1.00	0.0247	\$422.94	\$10.45	0.00	0.00	0.0000	\$4,096.84	\$0.00	\$10.44	Olszower Living Trust 06-23-00
438 170 21 76	CND	1	0.02	1.00	0.0247	\$422.94	\$10.45	0.00	0.00	0.0000	\$4,096.84	\$0.00	\$10.44	Marreel Edward C&Pamela A
438 170 21 77	CND	1	0.02	1.00	0.0247	\$422.94	\$10.45	0.00	0.00	0.0000	\$4,096.84	\$0.00	\$10.44	Green Family Trust
438 170 21 78	CND	1	0.02	1.00	0.0247	\$422.94	\$10.45	0.00	0.00	0.0000	\$4,096.84	\$0.00	\$10.44	Arkipov Roman
438 170 21 79	CND	1	0.02	1.00	0.0247	\$422.94	\$10.45	0.00	0.00	0.0000	\$4,096.84	\$0.00	\$10.44	Hernandez Octavio Jr
438 170 21 80	CND	1	0.02	1.00	0.0247	\$422.94	\$10.45	0.00	0.00	0.0000	\$4,096.84	\$0.00	\$10.44	Langlet Isabelle
438 170 21 81	CND	1	0.02	1.00	0.0247	\$422.94	\$10.45	0.00	0.00	0.0000	\$4,096.84	\$0.00	\$10.44	Molina Noel M
438 170 21 82	CND	1	0.02	1.00	0.0247	\$422.94	\$10.45	0.00	0.00	0.0000	\$4,096.84	\$0.00	\$10.44	Bizet Julian
438 170 22 01	CND	1	0.02	1.00	0.0247	\$422.94	\$10.45	0.00	0.00	0.0000	\$4,096.84	\$0.00	\$10.44	Gilleran-Smith 2015 Trust 01-05-15
438 170 22 02	CND	1	0.02	1.00	0.0247	\$422.94	\$10.45	0.00	0.00	0.0000	\$4,096.84	\$0.00	\$10.44	Lilin Family Trust 02-10-92
438 170 22 03	CND	1	0.02	1.00	0.0247	\$422.94	\$10.45	0.00	0.00	0.0000	\$4,096.84	\$0.00	\$10.44	Weston Sue L Trust 05-01-14
438 170 22 04	CND	1	0.02	1.00	0.0247	\$422.94	\$10.45	0.00	0.00	0.0000	\$4,096.84	\$0.00	\$10.44	Plate Randall S
438 170 22 05	CND	1	0.02	1.00	0.0247	\$422.94	\$10.45	0.00	0.00	0.0000	\$4,096.84	\$0.00	\$10.44	Bertheau Torrey H
438 170 22 06	CND	1	0.02	1.00	0.0247	\$422.94	\$10.45	0.00	0.00	0.0000	\$4,096.84	\$0.00	\$10.44	Raltchev Andrian R&Nina J
438 170 22 07	CND	1	0.02	1.00	0.0247	\$422.94	\$10.45	0.00	0.00	0.0000	\$4,096.84	\$0.00	\$10.44	Johnson Michael W
438 170 22 08	CND	1	0.02	1.00	0.0247	\$422.94	\$10.45	0.00	0.00	0.0000	\$4,096.84	\$0.00	\$10.44	Lee Yvette M
438 170 22 09	CND	1	0.02	1.00	0.0247	\$422.94	\$10.45	0.00	0.00	0.0000	\$4,096.84	\$0.00	\$10.44	Ribet Michel Separate Property Trust 01-21-99 Et Al
438 170 22 10	CND	1	0.02	1.00	0.0247	\$422.94	\$10.45	0.00	0.00	0.0000	\$4,096.84	\$0.00	\$10.44	Smith Brian J&Kathryn C 2014 Trust 12-22-14
438 170 22 11	CND	1	0.02	1.00	0.0247	\$422.94	\$10.45	0.00	0.00	0.0000	\$4,096.84	\$0.00	\$10.44	Smith Brian J&Kathryn C 2014 Trust 12-22-14
438 170 22 12	CND	1	0.02	1.00	0.0247	\$422.94	\$10.45	0.00	0.00	0.0000	\$4,096.84	\$0.00	\$10.44	Gilbride Donald T&Penny E
438 170 22 13	CND	1	0.02	1.00	0.0247	\$422.94	\$10.45	0.00	0.00	0.0000	\$4,096.84	\$0.00	\$10.44	Maloney Jeffrey Revocable Trust
438 170 22 14	CND	1	0.02	1.00	0.0247	\$422.94	\$10.45	0.00	0.00	0.0000	\$4,096.84	\$0.00	\$10.44	Segovia Gilberto&Maria S Revocable Trust
438 170 22 15	CND	1	0.02	1.00	0.0247	\$422.94	\$10.45	0.00	0.00	0.0000	\$4,096.84	\$0.00	\$10.44	Almoite Manuel F&Irene F
438 170 22 16	CND	1	0.02	1.00	0.0247	\$422.94	\$10.45	0.00	0.00	0.0000	\$4,096.84	\$0.00	\$10.44	Cardenas Natalia G

EXHIBIT C - Assessment Roll (Fiscal Year 2019)
First San Diego River Improvement Project Maintenance Assessment District

Parcel Number	Land Use ⁽¹⁾	Zone Number	Community Aesthetics Enhancement					Flood Control/Safety					FY 2019 ⁽³⁾ Assessment	Owner Name
			Net Area (Acres)	Zone Factor	EBA ⁽²⁾	Unit Cost	Assessment	Benefit Area (Acres)	Composite Benefit Factor	EBA ⁽²⁾	Unit Cost	Assessment		
438 170 22 17	CND	1	0.02	1.00	0.0247	\$422.94	\$10.45	0.00	0.00	0.0000	\$4,096.84	\$0.00	\$10.44	Donaldson Evan&Jeannie
438 170 22 18	CND	1	0.02	1.00	0.0247	\$422.94	\$10.45	0.00	0.00	0.0000	\$4,096.84	\$0.00	\$10.44	Yeung Family Trust 12-17-14
438 170 22 19	CND	1	0.02	1.00	0.0247	\$422.94	\$10.45	0.00	0.00	0.0000	\$4,096.84	\$0.00	\$10.44	J G Investment Trust 01-22-97
438 170 22 20	CND	1	0.02	1.00	0.0247	\$422.94	\$10.45	0.00	0.00	0.0000	\$4,096.84	\$0.00	\$10.44	Smith Brian J&Kathryn C 2014 Trust 12-22-14
438 170 22 21	CND	1	0.02	1.00	0.0247	\$422.94	\$10.45	0.00	0.00	0.0000	\$4,096.84	\$0.00	\$10.44	Titsch Taylor&Senatore Lauren
438 170 22 22	CND	1	0.02	1.00	0.0247	\$422.94	\$10.45	0.00	0.00	0.0000	\$4,096.84	\$0.00	\$10.44	Martija Maria L
438 170 22 23	CND	1	0.02	1.00	0.0247	\$422.94	\$10.45	0.00	0.00	0.0000	\$4,096.84	\$0.00	\$10.44	Gober Richard H Jr
438 170 22 24	CND	1	0.02	1.00	0.0247	\$422.94	\$10.45	0.00	0.00	0.0000	\$4,096.84	\$0.00	\$10.44	K P H-8 Llc
438 170 27 00	COM	2	0.84	0.50	0.4200	\$422.94	\$177.63	0.00	0.06	0.0003	\$4,096.84	\$1.15	\$178.78	Chuvila Properties L P
438 170 28 00	COM	2	1.15	0.50	0.5750	\$422.94	\$243.19	0.00	0.00	0.0000	\$4,096.84	\$0.00	\$243.18	5373 Mission Holdings Ltd
438 170 29 00	COM	1	0.77	1.00	0.7700	\$422.94	\$325.66	0.00	0.00	0.0000	\$4,096.84	\$0.00	\$325.66	Chuvila Properties L P
438 170 30 00	COM	1	6.67	1.00	6.6700	\$422.94	\$2,821.01	0.00	0.00	0.0000	\$4,096.84	\$0.00	\$2,821.00	Ominet Mission Center Llc
438 360 01 00	COM	2	9.66	0.50	4.8300	\$422.94	\$2,042.80	9.51	0.08	0.7459	\$4,096.84	\$3,055.79	\$5,098.58	Sudberry Scripps Highland Lp
438 360 02 00	COM	2	2.12	0.50	1.0600	\$422.94	\$448.32	2.05	0.08	0.1605	\$4,096.84	\$657.43	\$1,105.74	R V S Retail L P
438 360 03 00	COM	2	0.77	0.50	0.3850	\$422.94	\$162.83	0.58	0.08	0.0463	\$4,096.84	\$189.83	\$352.66	R V S Retail L P
438 360 04 00	COM	2	8.24	0.50	4.1200	\$422.94	\$1,742.51	1.24	0.08	0.0981	\$4,096.84	\$402.01	\$2,144.52	R V S Retail L P
438 360 05 00	COM	2	0.60	0.50	0.3000	\$422.94	\$126.88	0.00	0.00	0.0000	\$4,096.84	\$0.00	\$126.88	R V S Retail L P
438 361 02 01	CND	2	0.03	0.50	0.0137	\$422.94	\$5.78	0.00	0.00	0.0000	\$4,096.84	\$0.00	\$5.78	Sutton Christopher B
438 361 02 02	CND	2	0.03	0.50	0.0137	\$422.94	\$5.78	0.00	0.00	0.0000	\$4,096.84	\$0.00	\$5.78	Campbell John M&Yasutomi Kaori
438 361 02 03	CND	2	0.03	0.50	0.0137	\$422.94	\$5.78	0.00	0.00	0.0000	\$4,096.84	\$0.00	\$5.78	Raghunathan Bharat
438 361 02 04	CND	2	0.03	0.50	0.0137	\$422.94	\$5.78	0.00	0.00	0.0000	\$4,096.84	\$0.00	\$5.78	Lutzker Steven L
438 361 02 05	CND	2	0.03	0.50	0.0137	\$422.94	\$5.78	0.00	0.00	0.0000	\$4,096.84	\$0.00	\$5.78	Istambouli George
438 361 02 06	CND	2	0.03	0.50	0.0137	\$422.94	\$5.78	0.00	0.00	0.0000	\$4,096.84	\$0.00	\$5.78	Gertz Robert S
438 361 02 07	CND	2	0.03	0.50	0.0137	\$422.94	\$5.78	0.00	0.00	0.0000	\$4,096.84	\$0.00	\$5.78	Hanish Bashar
438 361 02 08	CND	2	0.03	0.50	0.0137	\$422.94	\$5.78	0.00	0.00	0.0000	\$4,096.84	\$0.00	\$5.78	Koshman Gerald A&Leonor V Revocable 1990 Trust
438 361 02 09	CND	2	0.03	0.50	0.0137	\$422.94	\$5.78	0.00	0.00	0.0000	\$4,096.84	\$0.00	\$5.78	Tan Antonio A&Rhoda J Family Trust 07-31-15
438 361 02 10	CND	2	0.03	0.50	0.0137	\$422.94	\$5.78	0.00	0.00	0.0000	\$4,096.84	\$0.00	\$5.78	Nguyen Anthony T
438 361 02 11	CND	2	0.03	0.50	0.0137	\$422.94	\$5.78	0.00	0.00	0.0000	\$4,096.84	\$0.00	\$5.78	Russell Steven K&Susana
438 361 02 12	CND	2	0.03	0.50	0.0137	\$422.94	\$5.78	0.00	0.00	0.0000	\$4,096.84	\$0.00	\$5.78	Johnson Jeffery T&Lessie M S
438 361 02 13	CND	2	0.03	0.50	0.0137	\$422.94	\$5.78	0.00	0.00	0.0000	\$4,096.84	\$0.00	\$5.78	Kaltenbach Adam K&Mekall D
438 361 02 14	CND	2	0.03	0.50	0.0137	\$422.94	\$5.78	0.00	0.00	0.0000	\$4,096.84	\$0.00	\$5.78	Flores John
438 361 02 15	CND	2	0.03	0.50	0.0137	\$422.94	\$5.78	0.00	0.00	0.0000	\$4,096.84	\$0.00	\$5.78	Booze David A
438 361 02 16	CND	2	0.03	0.50	0.0137	\$422.94	\$5.78	0.00	0.00	0.0000	\$4,096.84	\$0.00	\$5.78	Remigio Julius
438 361 02 17	CND	2	0.03	0.50	0.0137	\$422.94	\$5.78	0.00	0.00	0.0000	\$4,096.84	\$0.00	\$5.78	Delue Amy R Living Trust 02-03-15
438 361 02 18	CND	2	0.03	0.50	0.0137	\$422.94	\$5.78	0.00	0.00	0.0000	\$4,096.84	\$0.00	\$5.78	Delcarmen Romeo O&Julita S
438 361 02 19	CND	2	0.03	0.50	0.0137	\$422.94	\$5.78	0.00	0.00	0.0000	\$4,096.84	\$0.00	\$5.78	R K H 2016 Living Trust 10-27-16
438 361 02 20	CND	2	0.03	0.50	0.0137	\$422.94	\$5.78	0.00	0.00	0.0000	\$4,096.84	\$0.00	\$5.78	Yee Hop Inc
438 361 02 21	CND	2	0.03	0.50	0.0137	\$422.94	\$5.78	0.00	0.00	0.0000	\$4,096.84	\$0.00	\$5.78	Graves John C Revocable Trust
438 361 02 22	CND	2	0.03	0.50	0.0137	\$422.94	\$5.78	0.00	0.00	0.0000	\$4,096.84	\$0.00	\$5.78	Alcantara Katherine
438 361 02 23	CND	2	0.03	0.50	0.0137	\$422.94	\$5.78	0.00	0.00	0.0000	\$4,096.84	\$0.00	\$5.78	Stasny Joseph G
438 361 02 24	CND	2	0.03	0.50	0.0137	\$422.94	\$5.78	0.00	0.00	0.0000	\$4,096.84	\$0.00	\$5.78	Hassan Imad S&Garcia Rosa M
438 361 02 25	CND	2	0.03	0.50	0.0137	\$422.94	\$5.78	0.00	0.00	0.0000	\$4,096.84	\$0.00	\$5.78	Lim Tree International L L C
438 361 02 26	CND	2	0.03	0.50	0.0137	\$422.94	\$5.78	0.00	0.00	0.0000	\$4,096.84	\$0.00	\$5.78	Ison Mandy L
438 361 02 27	CND	2	0.03	0.50	0.0137	\$422.94	\$5.78	0.00	0.00	0.0000	\$4,096.84	\$0.00	\$5.78	Cho Sung Hwan&Chang Eun Young
438 361 02 28	CND	2	0.03	0.50	0.0137	\$422.94	\$5.78	0.00	0.00	0.0000	\$4,096.84	\$0.00	\$5.78	Lee Brett Kip
438 361 02 29	CND	2	0.03	0.50	0.0137	\$422.94	\$5.78	0.00	0.00	0.0000	\$4,096.84	\$0.00	\$5.78	Hagey William H

EXHIBIT C - Assessment Roll (Fiscal Year 2019)
First San Diego River Improvement Project Maintenance Assessment District

Parcel Number	Land Use ⁽¹⁾	Zone Number	Community Aesthetics Enhancement					Flood Control/Safety					FY 2019 ⁽³⁾ Assessment	Owner Name
			Net Area (Acres)	Zone Factor	EBA ⁽²⁾	Unit Cost	Assessment	Benefit Area (Acres)	Composite Benefit Factor	EBA ⁽²⁾	Unit Cost	Assessment		
438 361 02 30	CND	2	0.03	0.50	0.0137	\$422.94	\$5.78	0.00	0.00	0.0000	\$4,096.84	\$0.00	\$5.78	Cobb Shawn&Lindsey E
438 361 02 31	CND	2	0.03	0.50	0.0137	\$422.94	\$5.78	0.00	0.00	0.0000	\$4,096.84	\$0.00	\$5.78	Roman Rendell D
438 361 02 32	CND	2	0.03	0.50	0.0137	\$422.94	\$5.78	0.00	0.00	0.0000	\$4,096.84	\$0.00	\$5.78	Botros Anwar B&Olga V
438 361 02 33	CND	2	0.03	0.50	0.0137	\$422.94	\$5.78	0.00	0.00	0.0000	\$4,096.84	\$0.00	\$5.78	Gomez Leonardo
438 361 02 34	CND	2	0.03	0.50	0.0137	\$422.94	\$5.78	0.00	0.00	0.0000	\$4,096.84	\$0.00	\$5.78	Anderson David J
438 361 02 35	CND	2	0.03	0.50	0.0137	\$422.94	\$5.78	0.00	0.00	0.0000	\$4,096.84	\$0.00	\$5.78	Trevino Guillermo C&April K
438 361 02 36	CND	2	0.03	0.50	0.0137	\$422.94	\$5.78	0.00	0.00	0.0000	\$4,096.84	\$0.00	\$5.78	Schlesinger James
438 361 02 37	CND	2	0.03	0.50	0.0137	\$422.94	\$5.78	0.00	0.00	0.0000	\$4,096.84	\$0.00	\$5.78	Svoboda Matthew J
438 361 02 38	CND	2	0.03	0.50	0.0137	\$422.94	\$5.78	0.00	0.00	0.0000	\$4,096.84	\$0.00	\$5.78	Gurumurthy Ram&Shanti D Living Trust 12-22-14
438 361 02 39	CND	2	0.03	0.50	0.0137	\$422.94	\$5.78	0.00	0.00	0.0000	\$4,096.84	\$0.00	\$5.78	Gallucci Kas L
438 361 02 40	CND	2	0.03	0.50	0.0137	\$422.94	\$5.78	0.00	0.00	0.0000	\$4,096.84	\$0.00	\$5.78	Parikh Rajiv
438 361 02 41	CND	2	0.03	0.50	0.0137	\$422.94	\$5.78	0.00	0.00	0.0000	\$4,096.84	\$0.00	\$5.78	Lutzker Steven L
438 361 02 42	CND	2	0.03	0.50	0.0137	\$422.94	\$5.78	0.00	0.00	0.0000	\$4,096.84	\$0.00	\$5.78	Ikezaki Gilbert F&Margaret M
438 361 02 43	CND	2	0.03	0.50	0.0137	\$422.94	\$5.78	0.00	0.00	0.0000	\$4,096.84	\$0.00	\$5.78	Voronkov Michael&Kovalenko Yuliya
438 361 02 44	CND	2	0.03	0.50	0.0137	\$422.94	\$5.78	0.00	0.00	0.0000	\$4,096.84	\$0.00	\$5.78	Reyes Matthew&Ashlie
438 361 02 45	CND	2	0.03	0.50	0.0137	\$422.94	\$5.78	0.00	0.00	0.0000	\$4,096.84	\$0.00	\$5.78	Hamilton Lynell M
438 361 02 46	CND	2	0.03	0.50	0.0137	\$422.94	\$5.78	0.00	0.00	0.0000	\$4,096.84	\$0.00	\$5.78	Simon Allyson Aka Candy Trust 03-20-07
438 361 02 47	CND	2	0.03	0.50	0.0137	\$422.94	\$5.78	0.00	0.00	0.0000	\$4,096.84	\$0.00	\$5.78	Edwards Harvey M Iii&Kelly L
438 361 02 48	CND	2	0.03	0.50	0.0137	\$422.94	\$5.78	0.00	0.00	0.0000	\$4,096.84	\$0.00	\$5.78	Plascencia Roberto T Jr&Violeta M
438 361 02 49	CND	2	0.03	0.50	0.0137	\$422.94	\$5.78	0.00	0.00	0.0000	\$4,096.84	\$0.00	\$5.78	Balagtas Family Trust 04-26-17
438 361 02 50	CND	2	0.03	0.50	0.0137	\$422.94	\$5.78	0.00	0.00	0.0000	\$4,096.84	\$0.00	\$5.78	Mannello Michael T Jr&Sherri
438 361 02 51	CND	2	0.03	0.50	0.0137	\$422.94	\$5.78	0.00	0.00	0.0000	\$4,096.84	\$0.00	\$5.78	Spear Kevin J&Kimberly A Revocable Trust
438 361 02 52	CND	2	0.03	0.50	0.0137	\$422.94	\$5.78	0.00	0.00	0.0000	\$4,096.84	\$0.00	\$5.78	Bolger Philip S&Megumi U
438 361 02 53	CND	2	0.03	0.50	0.0137	\$422.94	\$5.78	0.00	0.00	0.0000	\$4,096.84	\$0.00	\$5.78	Harlan Gale Harlan Marian/Harlan Family Trust 09-15
438 361 02 54	CND	2	0.03	0.50	0.0137	\$422.94	\$5.78	0.00	0.00	0.0000	\$4,096.84	\$0.00	\$5.78	King-Loiselle Family Living Trust 06-10-14
438 361 02 55	CND	2	0.03	0.50	0.0137	\$422.94	\$5.78	0.00	0.00	0.0000	\$4,096.84	\$0.00	\$5.78	Cohen Jeffrey D Trust 01-12-15
438 361 02 56	CND	2	0.03	0.50	0.0137	\$422.94	\$5.78	0.00	0.00	0.0000	\$4,096.84	\$0.00	\$5.78	Geiser Ryan
438 361 08 00	STR	1	0.64	1.00	0.0000	\$422.94	\$0.00	0.00	0.00	0.0000	\$4,096.84	\$0.00	\$0.00	Conrock Co
438 361 11 00	UND	1	11.05	1.00	0.0000	\$422.94	\$0.00	0.07	0.00	0.0000	\$4,096.84	\$0.00	\$0.00	Conrock Co
438 361 12 00	UND	1	0.10	1.00	0.0000	\$422.94	\$0.00	0.00	0.00	0.0000	\$4,096.84	\$0.00	\$0.00	San Diego Metropolitan Transit Development Board
438 361 14 01	CND	1	0.02	1.00	0.0217	\$422.94	\$9.19	0.00	0.00	0.0000	\$4,096.84	\$0.00	\$9.18	Aljabi Rick
438 361 14 02	CND	1	0.02	1.00	0.0217	\$422.94	\$9.19	0.00	0.00	0.0000	\$4,096.84	\$0.00	\$9.18	Ortiz Nicole R&Benjamin D
438 361 14 03	CND	1	0.02	1.00	0.0217	\$422.94	\$9.19	0.00	0.00	0.0000	\$4,096.84	\$0.00	\$9.18	Shayegi Sara
438 361 14 04	CND	1	0.02	1.00	0.0217	\$422.94	\$9.19	0.00	0.00	0.0000	\$4,096.84	\$0.00	\$9.18	Lorentz Douglas W&Sukunya
438 361 14 05	CND	1	0.02	1.00	0.0217	\$422.94	\$9.19	0.00	0.00	0.0000	\$4,096.84	\$0.00	\$9.18	King Jessica
438 361 14 06	CND	1	0.02	1.00	0.0217	\$422.94	\$9.19	0.00	0.00	0.0000	\$4,096.84	\$0.00	\$9.18	Spaar Stefan G&Netta Marlene
438 361 14 07	CND	1	0.02	1.00	0.0217	\$422.94	\$9.19	0.00	0.00	0.0000	\$4,096.84	\$0.00	\$9.18	Bernard Lois H Trust 08-26-94
438 361 14 08	CND	1	0.02	1.00	0.0217	\$422.94	\$9.19	0.00	0.00	0.0000	\$4,096.84	\$0.00	\$9.18	Liokumovich Boris A&Galina B
438 361 14 09	CND	1	0.02	1.00	0.0217	\$422.94	\$9.19	0.00	0.00	0.0000	\$4,096.84	\$0.00	\$9.18	Khouri Farid J&Itaf
438 361 14 10	CND	1	0.02	1.00	0.0217	\$422.94	\$9.19	0.00	0.00	0.0000	\$4,096.84	\$0.00	\$9.18	Strobl Donald L&Sally D Family Trust
438 361 14 11	CND	1	0.02	1.00	0.0217	\$422.94	\$9.19	0.00	0.00	0.0000	\$4,096.84	\$0.00	\$9.18	Frick Brian A&Dru A
438 361 14 12	CND	1	0.02	1.00	0.0217	\$422.94	\$9.19	0.00	0.00	0.0000	\$4,096.84	\$0.00	\$9.18	Hirons David R
438 361 14 13	CND	1	0.02	1.00	0.0217	\$422.94	\$9.19	0.00	0.00	0.0000	\$4,096.84	\$0.00	\$9.18	Shen Li&Chen Yibei
438 361 14 14	CND	1	0.02	1.00	0.0217	\$422.94	\$9.19	0.00	0.00	0.0000	\$4,096.84	\$0.00	\$9.18	Huang Yujun&Shen Yiqing
438 361 14 15	CND	1	0.02	1.00	0.0217	\$422.94	\$9.19	0.00	0.00	0.0000	\$4,096.84	\$0.00	\$9.18	Kalil John E&Mary K Revocable Living Trust 10-17-07
438 361 14 16	CND	1	0.02	1.00	0.0217	\$422.94	\$9.19	0.00	0.00	0.0000	\$4,096.84	\$0.00	\$9.18	Arteaga Armando&Arteaga Irasema M D

EXHIBIT C - Assessment Roll (Fiscal Year 2019)
First San Diego River Improvement Project Maintenance Assessment District

Parcel Number	Land Use ⁽¹⁾	Zone Number	Community Aesthetics Enhancement					Flood Control/Safety					FY 2019 ⁽³⁾ Assessment	Owner Name
			Net Area (Acres)	Zone Factor	EBA ⁽²⁾	Unit Cost	Assessment	Benefit Area (Acres)	Composite Benefit Factor	EBA ⁽²⁾	Unit Cost	Assessment		
438 361 14 17	CND	1	0.02	1.00	0.0217	\$422.94	\$9.19	0.00	0.00	0.0000	\$4,096.84	\$0.00	\$9.18	Federal National Mortgage Assn
438 361 14 18	CND	1	0.02	1.00	0.0217	\$422.94	\$9.19	0.00	0.00	0.0000	\$4,096.84	\$0.00	\$9.18	Forster Susan L
438 361 14 19	CND	1	0.02	1.00	0.0217	\$422.94	\$9.19	0.00	0.00	0.0000	\$4,096.84	\$0.00	\$9.18	Creamer George&Mary Trust 04-06-94
438 361 14 20	CND	1	0.02	1.00	0.0217	\$422.94	\$9.19	0.00	0.00	0.0000	\$4,096.84	\$0.00	\$9.18	Moss Susan K Trust 10-07-04
438 361 14 21	CND	1	0.02	1.00	0.0217	\$422.94	\$9.19	0.00	0.00	0.0000	\$4,096.84	\$0.00	\$9.18	Contreras Carlos C F
438 361 14 22	CND	1	0.02	1.00	0.0217	\$422.94	\$9.19	0.00	0.00	0.0000	\$4,096.84	\$0.00	\$9.18	C&C Real Estate L L C
438 361 14 23	CND	1	0.02	1.00	0.0217	\$422.94	\$9.19	0.00	0.00	0.0000	\$4,096.84	\$0.00	\$9.18	Tleel Nora N Trust 06-22-28
438 361 14 24	CND	1	0.02	1.00	0.0217	\$422.94	\$9.19	0.00	0.00	0.0000	\$4,096.84	\$0.00	\$9.18	Moreno Stephanie
438 361 14 25	CND	1	0.02	1.00	0.0217	\$422.94	\$9.19	0.00	0.00	0.0000	\$4,096.84	\$0.00	\$9.18	Waplinton Trust 03-19-14
438 361 14 26	CND	1	0.02	1.00	0.0217	\$422.94	\$9.19	0.00	0.00	0.0000	\$4,096.84	\$0.00	\$9.18	Bonk Michael&Habib Joely
438 361 14 27	CND	1	0.02	1.00	0.0217	\$422.94	\$9.19	0.00	0.00	0.0000	\$4,096.84	\$0.00	\$9.18	Garcia Paul
438 361 14 28	CND	1	0.02	1.00	0.0217	\$422.94	\$9.19	0.00	0.00	0.0000	\$4,096.84	\$0.00	\$9.18	Tavakkolizadeh Mohammad R&Kanani Mirea K
438 361 14 29	CND	1	0.02	1.00	0.0217	\$422.94	\$9.19	0.00	0.00	0.0000	\$4,096.84	\$0.00	\$9.18	Gray Todd
438 361 14 30	CND	1	0.02	1.00	0.0217	\$422.94	\$9.19	0.00	0.00	0.0000	\$4,096.84	\$0.00	\$9.18	Powers Timothy&Stacey
438 361 14 31	CND	1	0.02	1.00	0.0217	\$422.94	\$9.19	0.00	0.00	0.0000	\$4,096.84	\$0.00	\$9.18	Parada Felizardo G
438 361 14 32	CND	1	0.02	1.00	0.0217	\$422.94	\$9.19	0.00	0.00	0.0000	\$4,096.84	\$0.00	\$9.18	Brown Dana Michelle Trust 12-26-14
438 361 14 33	CND	1	0.02	1.00	0.0217	\$422.94	\$9.19	0.00	0.00	0.0000	\$4,096.84	\$0.00	\$9.18	Pedrin Karlo M&Cindy L
438 361 14 34	CND	1	0.02	1.00	0.0217	\$422.94	\$9.19	0.00	0.00	0.0000	\$4,096.84	\$0.00	\$9.18	Stahl Dirk&Linda Trust 03-21-06
438 361 14 35	CND	1	0.02	1.00	0.0217	\$422.94	\$9.19	0.00	0.00	0.0000	\$4,096.84	\$0.00	\$9.18	Gilbert Gregory P&Maria B
438 361 14 36	CND	1	0.02	1.00	0.0217	\$422.94	\$9.19	0.00	0.00	0.0000	\$4,096.84	\$0.00	\$9.18	Brumfield Family Trust 06-09-94
438 361 14 37	CND	1	0.02	1.00	0.0217	\$422.94	\$9.19	0.00	0.00	0.0000	\$4,096.84	\$0.00	\$9.18	Ivey Jeffrey&Cathy
438 361 14 38	CND	1	0.02	1.00	0.0217	\$422.94	\$9.19	0.00	0.00	0.0000	\$4,096.84	\$0.00	\$9.18	Paul Andrew D&Tanya N
438 361 15 01	CND	1	0.02	1.00	0.0217	\$422.94	\$9.19	0.00	0.00	0.0000	\$4,096.84	\$0.00	\$9.18	Santos Eliza
438 361 15 02	CND	1	0.02	1.00	0.0217	\$422.94	\$9.19	0.00	0.00	0.0000	\$4,096.84	\$0.00	\$9.18	Hansen Mejia 2010 Trust 09-23-10
438 361 15 03	CND	1	0.02	1.00	0.0217	\$422.94	\$9.19	0.00	0.00	0.0000	\$4,096.84	\$0.00	\$9.18	Sandoval Elizabeth
438 361 15 04	CND	1	0.02	1.00	0.0217	\$422.94	\$9.19	0.00	0.00	0.0000	\$4,096.84	\$0.00	\$9.18	Gleason Mark P
438 361 15 05	CND	1	0.02	1.00	0.0217	\$422.94	\$9.19	0.00	0.00	0.0000	\$4,096.84	\$0.00	\$9.18	Wiley Ryan J A
438 361 15 06	CND	1	0.02	1.00	0.0217	\$422.94	\$9.19	0.00	0.00	0.0000	\$4,096.84	\$0.00	\$9.18	Bucher Cameron
438 361 15 07	CND	1	0.02	1.00	0.0217	\$422.94	\$9.19	0.00	0.00	0.0000	\$4,096.84	\$0.00	\$9.18	Karani Family Trust
438 361 15 08	CND	1	0.02	1.00	0.0217	\$422.94	\$9.19	0.00	0.00	0.0000	\$4,096.84	\$0.00	\$9.18	Kramer Family Trust 12-16-97
438 361 15 09	CND	1	0.02	1.00	0.0217	\$422.94	\$9.19	0.00	0.00	0.0000	\$4,096.84	\$0.00	\$9.18	Karim Family Trust 01-17-13
438 361 15 10	CND	1	0.02	1.00	0.0217	\$422.94	\$9.19	0.00	0.00	0.0000	\$4,096.84	\$0.00	\$9.18	Perez Mayte C
438 361 15 11	CND	1	0.02	1.00	0.0217	\$422.94	\$9.19	0.00	0.00	0.0000	\$4,096.84	\$0.00	\$9.18	Mokhtarani Masoud&Gholipour Fatemeh A
438 361 15 12	CND	1	0.02	1.00	0.0217	\$422.94	\$9.19	0.00	0.00	0.0000	\$4,096.84	\$0.00	\$9.18	Imbuzan Tiberiu
438 361 15 13	CND	1	0.02	1.00	0.0217	\$422.94	\$9.19	0.00	0.00	0.0000	\$4,096.84	\$0.00	\$9.18	Spaar Stefan G&Netta Marlene M
438 361 15 14	CND	1	0.02	1.00	0.0217	\$422.94	\$9.19	0.00	0.00	0.0000	\$4,096.84	\$0.00	\$9.18	Becerra Jaime&Rosario
438 361 15 15	CND	1	0.02	1.00	0.0217	\$422.94	\$9.19	0.00	0.00	0.0000	\$4,096.84	\$0.00	\$9.18	Medina Carmelo R&Heidi L S Trust 11-04-05
438 361 15 16	CND	1	0.02	1.00	0.0217	\$422.94	\$9.19	0.00	0.00	0.0000	\$4,096.84	\$0.00	\$9.18	Gherzi Ester
438 361 15 17	CND	1	0.02	1.00	0.0217	\$422.94	\$9.19	0.00	0.00	0.0000	\$4,096.84	\$0.00	\$9.18	Anderson Suzanne L
438 361 15 18	CND	1	0.02	1.00	0.0217	\$422.94	\$9.19	0.00	0.00	0.0000	\$4,096.84	\$0.00	\$9.18	Zambelli Gina
438 361 15 19	CND	1	0.02	1.00	0.0217	\$422.94	\$9.19	0.00	0.00	0.0000	\$4,096.84	\$0.00	\$9.18	Ast Daymon J
438 361 15 20	CND	1	0.02	1.00	0.0217	\$422.94	\$9.19	0.00	0.00	0.0000	\$4,096.84	\$0.00	\$9.18	Sigall Lee H
438 361 15 21	CND	1	0.02	1.00	0.0217	\$422.94	\$9.19	0.00	0.00	0.0000	\$4,096.84	\$0.00	\$9.18	Wedig Roger A
438 361 15 22	CND	1	0.02	1.00	0.0217	\$422.94	\$9.19	0.00	0.00	0.0000	\$4,096.84	\$0.00	\$9.18	Perez Gabriel
438 361 15 23	CND	1	0.02	1.00	0.0217	\$422.94	\$9.19	0.00	0.00	0.0000	\$4,096.84	\$0.00	\$9.18	Cui Ziqian
438 361 15 24	CND	1	0.02	1.00	0.0217	\$422.94	\$9.19	0.00	0.00	0.0000	\$4,096.84	\$0.00	\$9.18	Cutts Kinda

EXHIBIT C - Assessment Roll (Fiscal Year 2019)
First San Diego River Improvement Project Maintenance Assessment District

Parcel Number	Land Use ⁽¹⁾	Zone Number	Community Aesthetics Enhancement					Flood Control/Safety					FY 2019 ⁽³⁾ Assessment	Owner Name
			Net Area (Acres)	Zone Factor	EBA ⁽²⁾	Unit Cost	Assessment	Benefit Area (Acres)	Composite Benefit Factor	EBA ⁽²⁾	Unit Cost	Assessment		
438 361 16 01	CND	1	0.02	1.00	0.0217	\$422.94	\$9.19	0.00	0.00	0.0000	\$4,096.84	\$0.00	\$9.18	Woodward Christopher G
438 361 16 02	CND	1	0.02	1.00	0.0217	\$422.94	\$9.19	0.00	0.00	0.0000	\$4,096.84	\$0.00	\$9.18	Zlotnick David B&Lin Jen-Gu
438 361 16 03	CND	1	0.02	1.00	0.0217	\$422.94	\$9.19	0.00	0.00	0.0000	\$4,096.84	\$0.00	\$9.18	Moneda Francisco V&Evelyn C
438 361 16 04	CND	1	0.02	1.00	0.0217	\$422.94	\$9.19	0.00	0.00	0.0000	\$4,096.84	\$0.00	\$9.18	Arceo Jaime V&Immaculada Q
438 361 16 05	CND	1	0.02	1.00	0.0217	\$422.94	\$9.19	0.00	0.00	0.0000	\$4,096.84	\$0.00	\$9.18	Watkins Keith&Deanna
438 361 16 06	CND	1	0.02	1.00	0.0217	\$422.94	\$9.19	0.00	0.00	0.0000	\$4,096.84	\$0.00	\$9.18	Youssef Mohamed A
438 361 16 07	CND	1	0.02	1.00	0.0217	\$422.94	\$9.19	0.00	0.00	0.0000	\$4,096.84	\$0.00	\$9.18	Pelzel Rodney L&Nancy S
438 361 16 08	CND	1	0.02	1.00	0.0217	\$422.94	\$9.19	0.00	0.00	0.0000	\$4,096.84	\$0.00	\$9.18	Farpon Marisa Trust 09-14-17
438 361 16 09	CND	1	0.02	1.00	0.0217	\$422.94	\$9.19	0.00	0.00	0.0000	\$4,096.84	\$0.00	\$9.18	Townsend Larry T&Elizabeth J
438 361 16 10	CND	1	0.02	1.00	0.0217	\$422.94	\$9.19	0.00	0.00	0.0000	\$4,096.84	\$0.00	\$9.18	Saul Carol P Trust 03-04-14
438 361 16 11	CND	1	0.02	1.00	0.0217	\$422.94	\$9.19	0.00	0.00	0.0000	\$4,096.84	\$0.00	\$9.18	Lacar Novette R L
438 361 16 12	CND	1	0.02	1.00	0.0217	\$422.94	\$9.19	0.00	0.00	0.0000	\$4,096.84	\$0.00	\$9.18	Carmichael Thomas R Trust 07-10-14
438 361 16 13	CND	1	0.02	1.00	0.0217	\$422.94	\$9.19	0.00	0.00	0.0000	\$4,096.84	\$0.00	\$9.18	Mullen Family Trust 04-20-94
438 361 16 14	CND	1	0.02	1.00	0.0217	\$422.94	\$9.19	0.00	0.00	0.0000	\$4,096.84	\$0.00	\$9.18	Matloob Rafi
438 361 16 15	CND	1	0.02	1.00	0.0217	\$422.94	\$9.19	0.00	0.00	0.0000	\$4,096.84	\$0.00	\$9.18	Thoron Benjamin W li&Saraniero Patricia L
438 361 16 16	CND	1	0.02	1.00	0.0217	\$422.94	\$9.19	0.00	0.00	0.0000	\$4,096.84	\$0.00	\$9.18	Zamani Behzad&Motavaselani Fatemeh Trust 05-11-
438 361 16 17	CND	1	0.02	1.00	0.0217	\$422.94	\$9.19	0.00	0.00	0.0000	\$4,096.84	\$0.00	\$9.18	Dent Ted E&Jacqueline A
438 361 16 18	CND	1	0.02	1.00	0.0217	\$422.94	\$9.19	0.00	0.00	0.0000	\$4,096.84	\$0.00	\$9.18	Woods Lee C&Jefferson-Woods Deborah E
438 361 16 19	CND	1	0.02	1.00	0.0217	\$422.94	\$9.19	0.00	0.00	0.0000	\$4,096.84	\$0.00	\$9.18	Emma Konstantin K Trust 04-07-10
438 361 16 20	CND	1	0.02	1.00	0.0217	\$422.94	\$9.19	0.00	0.00	0.0000	\$4,096.84	\$0.00	\$9.18	Shaghafi Siavash&Heydari Marjan
438 361 16 21	CND	1	0.02	1.00	0.0217	\$422.94	\$9.19	0.00	0.00	0.0000	\$4,096.84	\$0.00	\$9.18	Movahhedian Family Trust 05-30-01
438 361 16 22	CND	1	0.02	1.00	0.0217	\$422.94	\$9.19	0.00	0.00	0.0000	\$4,096.84	\$0.00	\$9.18	Espacios M Llc
438 361 16 23	CND	1	0.02	1.00	0.0217	\$422.94	\$9.19	0.00	0.00	0.0000	\$4,096.84	\$0.00	\$9.18	Abdelnour John P
438 361 16 24	CND	1	0.02	1.00	0.0217	\$422.94	\$9.19	0.00	0.00	0.0000	\$4,096.84	\$0.00	\$9.18	Alvarez Olivia Y
438 361 16 25	CND	1	0.02	1.00	0.0217	\$422.94	\$9.19	0.00	0.00	0.0000	\$4,096.84	\$0.00	\$9.18	Faris James&Shirley
438 361 16 26	CND	1	0.02	1.00	0.0217	\$422.94	\$9.19	0.00	0.00	0.0000	\$4,096.84	\$0.00	\$9.18	Pornan Donald C
438 361 16 27	CND	1	0.02	1.00	0.0217	\$422.94	\$9.19	0.00	0.00	0.0000	\$4,096.84	\$0.00	\$9.18	Abraham Abdo&Abdelqader Hebah
438 361 16 28	CND	1	0.02	1.00	0.0217	\$422.94	\$9.19	0.00	0.00	0.0000	\$4,096.84	\$0.00	\$9.18	Muchnik Family Trust No Dg-1 06-04-03
438 361 16 29	CND	1	0.02	1.00	0.0217	\$422.94	\$9.19	0.00	0.00	0.0000	\$4,096.84	\$0.00	\$9.18	Tagliapietra Eduardo S
438 361 16 30	CND	1	0.02	1.00	0.0217	\$422.94	\$9.19	0.00	0.00	0.0000	\$4,096.84	\$0.00	\$9.18	8355 Station Village Lane 4311 L L C
438 361 16 31	CND	1	0.02	1.00	0.0217	\$422.94	\$9.19	0.00	0.00	0.0000	\$4,096.84	\$0.00	\$9.18	Nunez Patricia L
438 361 16 32	CND	1	0.02	1.00	0.0217	\$422.94	\$9.19	0.00	0.00	0.0000	\$4,096.84	\$0.00	\$9.18	Carver Jason R
438 361 16 33	CND	1	0.02	1.00	0.0217	\$422.94	\$9.19	0.00	0.00	0.0000	\$4,096.84	\$0.00	\$9.18	Zhang Deanne
438 361 16 34	CND	1	0.02	1.00	0.0217	\$422.94	\$9.19	0.00	0.00	0.0000	\$4,096.84	\$0.00	\$9.18	Hernandez-Urtiz Victor G&Emma M D
438 361 16 35	CND	1	0.02	1.00	0.0217	\$422.94	\$9.19	0.00	0.00	0.0000	\$4,096.84	\$0.00	\$9.18	Jaramillo Clara
438 361 16 36	CND	1	0.02	1.00	0.0217	\$422.94	\$9.19	0.00	0.00	0.0000	\$4,096.84	\$0.00	\$9.18	Guilpain Helen
438 361 16 37	CND	1	0.02	1.00	0.0217	\$422.94	\$9.19	0.00	0.00	0.0000	\$4,096.84	\$0.00	\$9.18	Olson Charles T Trust 01-22-04
438 361 16 38	CND	1	0.02	1.00	0.0217	\$422.94	\$9.19	0.00	0.00	0.0000	\$4,096.84	\$0.00	\$9.18	Livingston Family Trust 05-13-87
438 361 16 39	CND	1	0.02	1.00	0.0217	\$422.94	\$9.19	0.00	0.00	0.0000	\$4,096.84	\$0.00	\$9.18	Mead Michael&Redpath Toni
438 361 16 40	CND	1	0.02	1.00	0.0217	\$422.94	\$9.19	0.00	0.00	0.0000	\$4,096.84	\$0.00	\$9.18	Ossovski Leonid
438 361 16 41	CND	1	0.02	1.00	0.0217	\$422.94	\$9.19	0.00	0.00	0.0000	\$4,096.84	\$0.00	\$9.18	Siu Ray Lei
438 361 16 42	CND	1	0.02	1.00	0.0217	\$422.94	\$9.19	0.00	0.00	0.0000	\$4,096.84	\$0.00	\$9.18	Furuta Jennifer
438 361 16 43	CND	1	0.02	1.00	0.0217	\$422.94	\$9.19	0.00	0.00	0.0000	\$4,096.84	\$0.00	\$9.18	Simons Family Marital One Trust 12-15-87
438 361 16 44	CND	1	0.02	1.00	0.0217	\$422.94	\$9.19	0.00	0.00	0.0000	\$4,096.84	\$0.00	\$9.18	Johnson Rhonda&Sova Karen
438 361 16 45	CND	1	0.02	1.00	0.0217	\$422.94	\$9.19	0.00	0.00	0.0000	\$4,096.84	\$0.00	\$9.18	Sacca Raymond B Trust 04-26-16
438 361 16 46	CND	1	0.02	1.00	0.0217	\$422.94	\$9.19	0.00	0.00	0.0000	\$4,096.84	\$0.00	\$9.18	Haratinia Masoumeh Family Trust 08-19-09

EXHIBIT C - Assessment Roll (Fiscal Year 2019)
First San Diego River Improvement Project Maintenance Assessment District

Parcel Number	Land Use ⁽¹⁾	Zone Number	Community Aesthetics Enhancement					Flood Control/Safety					FY 2019 ⁽³⁾ Assessment	Owner Name
			Net Area (Acres)	Zone Factor	EBA ⁽²⁾	Unit Cost	Assessment	Benefit Area (Acres)	Composite Benefit Factor	EBA ⁽²⁾	Unit Cost	Assessment		
438 361 16 47	CND	1	0.02	1.00	0.0217	\$422.94	\$9.19	0.00	0.00	0.0000	\$4,096.84	\$0.00	\$9.18	San Didacus Llc
438 361 16 48	CND	1	0.02	1.00	0.0217	\$422.94	\$9.19	0.00	0.00	0.0000	\$4,096.84	\$0.00	\$9.18	K-L Separate Property Trust 06-16-09
438 361 16 49	CND	1	0.02	1.00	0.0217	\$422.94	\$9.19	0.00	0.00	0.0000	\$4,096.84	\$0.00	\$9.18	Hertz Gail B
438 361 16 50	CND	1	0.02	1.00	0.0217	\$422.94	\$9.19	0.00	0.00	0.0000	\$4,096.84	\$0.00	\$9.18	Carroll Margaret A Trust 03-09-04
438 361 16 51	CND	1	0.02	1.00	0.0217	\$422.94	\$9.19	0.00	0.00	0.0000	\$4,096.84	\$0.00	\$9.18	Saul James E&Elizabeth L Revocable 1999 Trust 04-
438 361 17 01	CND	1	0.02	1.00	0.0217	\$422.94	\$9.19	0.00	0.00	0.0000	\$4,096.84	\$0.00	\$9.18	Harmatys Andrew R 2017 Trust
438 361 17 02	CND	1	0.02	1.00	0.0217	\$422.94	\$9.19	0.00	0.00	0.0000	\$4,096.84	\$0.00	\$9.18	Deleon Family Trust 03-05-13
438 361 17 03	CND	1	0.02	1.00	0.0217	\$422.94	\$9.19	0.00	0.00	0.0000	\$4,096.84	\$0.00	\$9.18	Reyes Kristine D
438 361 17 04	CND	1	0.02	1.00	0.0217	\$422.94	\$9.19	0.00	0.00	0.0000	\$4,096.84	\$0.00	\$9.18	John Joseph R Revocable 2000 Trust 10-21-00
438 361 17 05	CND	1	0.02	1.00	0.0217	\$422.94	\$9.19	0.00	0.00	0.0000	\$4,096.84	\$0.00	\$9.18	Shageryan Irina Living Trust 10-03-15
438 361 17 06	CND	1	0.02	1.00	0.0217	\$422.94	\$9.19	0.00	0.00	0.0000	\$4,096.84	\$0.00	\$9.18	Merz Douglas B
438 361 17 07	CND	1	0.02	1.00	0.0217	\$422.94	\$9.19	0.00	0.00	0.0000	\$4,096.84	\$0.00	\$9.18	Akers Paul A&Leanne K
438 361 17 08	CND	1	0.02	1.00	0.0217	\$422.94	\$9.19	0.00	0.00	0.0000	\$4,096.84	\$0.00	\$9.18	Valenzuela Lorena
438 361 17 09	CND	1	0.02	1.00	0.0217	\$422.94	\$9.19	0.00	0.00	0.0000	\$4,096.84	\$0.00	\$9.18	Omidian Karim&Farah
438 361 17 10	CND	1	0.02	1.00	0.0217	\$422.94	\$9.19	0.00	0.00	0.0000	\$4,096.84	\$0.00	\$9.18	Ibarra Lucio A J
438 361 17 11	CND	1	0.02	1.00	0.0217	\$422.94	\$9.19	0.00	0.00	0.0000	\$4,096.84	\$0.00	\$9.18	Gritz Lori L Revocable Trust 05-05-95
438 361 17 12	CND	1	0.02	1.00	0.0217	\$422.94	\$9.19	0.00	0.00	0.0000	\$4,096.84	\$0.00	\$9.18	Linebarger Suzette
438 361 17 13	CND	1	0.02	1.00	0.0217	\$422.94	\$9.19	0.00	0.00	0.0000	\$4,096.84	\$0.00	\$9.18	Bowlin Gregory E
438 361 17 14	CND	1	0.02	1.00	0.0217	\$422.94	\$9.19	0.00	0.00	0.0000	\$4,096.84	\$0.00	\$9.18	Rabasa&Amezcuca Llc
438 361 17 15	CND	1	0.02	1.00	0.0217	\$422.94	\$9.19	0.00	0.00	0.0000	\$4,096.84	\$0.00	\$9.18	Zamora Miguel M B G
438 361 17 16	CND	1	0.02	1.00	0.0217	\$422.94	\$9.19	0.00	0.00	0.0000	\$4,096.84	\$0.00	\$9.18	Hasan Farabi
438 361 17 17	CND	1	0.02	1.00	0.0217	\$422.94	\$9.19	0.00	0.00	0.0000	\$4,096.84	\$0.00	\$9.18	Peterson Family Trust 12-15-89
438 361 17 18	CND	1	0.02	1.00	0.0217	\$422.94	\$9.19	0.00	0.00	0.0000	\$4,096.84	\$0.00	\$9.18	Zimmerman Karen&Borwn Julie J
438 361 17 19	CND	1	0.02	1.00	0.0217	\$422.94	\$9.19	0.00	0.00	0.0000	\$4,096.84	\$0.00	\$9.18	Kalil John E&Mary K Revocable Living Trust 10-17-0
438 361 17 20	CND	1	0.02	1.00	0.0217	\$422.94	\$9.19	0.00	0.00	0.0000	\$4,096.84	\$0.00	\$9.18	Harui Cynthia A&Alex J
438 361 17 21	CND	1	0.02	1.00	0.0217	\$422.94	\$9.19	0.00	0.00	0.0000	\$4,096.84	\$0.00	\$9.18	Ghasemazar Mohammad
438 361 17 22	CND	1	0.02	1.00	0.0217	\$422.94	\$9.19	0.00	0.00	0.0000	\$4,096.84	\$0.00	\$9.18	Rogers Edmund L&Bara
438 361 17 23	CND	1	0.02	1.00	0.0217	\$422.94	\$9.19	0.00	0.00	0.0000	\$4,096.84	\$0.00	\$9.18	Gossett John J&Mee Nghoh
438 361 17 24	CND	1	0.02	1.00	0.0217	\$422.94	\$9.19	0.00	0.00	0.0000	\$4,096.84	\$0.00	\$9.18	Mayo Family Trust 10-31-05
438 361 17 25	CND	1	0.02	1.00	0.0217	\$422.94	\$9.19	0.00	0.00	0.0000	\$4,096.84	\$0.00	\$9.18	Ivanov Anton
438 361 17 26	CND	1	0.02	1.00	0.0217	\$422.94	\$9.19	0.00	0.00	0.0000	\$4,096.84	\$0.00	\$9.18	Sing Derek Cheng Yung
438 361 17 27	CND	1	0.02	1.00	0.0217	\$422.94	\$9.19	0.00	0.00	0.0000	\$4,096.84	\$0.00	\$9.18	Mcclure Family Trust 08-30-17
438 361 17 28	CND	1	0.02	1.00	0.0217	\$422.94	\$9.19	0.00	0.00	0.0000	\$4,096.84	\$0.00	\$9.18	Peple Diane L
438 361 17 29	CND	1	0.02	1.00	0.0217	\$422.94	\$9.19	0.00	0.00	0.0000	\$4,096.84	\$0.00	\$9.18	Bader Living Trust 10-02-08
438 361 17 30	CND	1	0.02	1.00	0.0217	\$422.94	\$9.19	0.00	0.00	0.0000	\$4,096.84	\$0.00	\$9.18	Moon Joon W&Eun K
438 361 17 31	CND	1	0.02	1.00	0.0217	\$422.94	\$9.19	0.00	0.00	0.0000	\$4,096.84	\$0.00	\$9.18	Pekos Christopher M
438 361 17 32	CND	1	0.02	1.00	0.0217	\$422.94	\$9.19	0.00	0.00	0.0000	\$4,096.84	\$0.00	\$9.18	Olayemi Family Trust 07-17-06
438 361 17 33	CND	1	0.02	1.00	0.0217	\$422.94	\$9.19	0.00	0.00	0.0000	\$4,096.84	\$0.00	\$9.18	Bhutwala Family Trust 08-26-17
438 361 17 34	CND	1	0.02	1.00	0.0217	\$422.94	\$9.19	0.00	0.00	0.0000	\$4,096.84	\$0.00	\$9.18	Monat Pavel
438 361 17 35	CND	1	0.02	1.00	0.0217	\$422.94	\$9.19	0.00	0.00	0.0000	\$4,096.84	\$0.00	\$9.18	Krisch Stanley P&Rita A
438 361 17 36	CND	1	0.02	1.00	0.0217	\$422.94	\$9.19	0.00	0.00	0.0000	\$4,096.84	\$0.00	\$9.18	Taniel John&Rebecca
438 361 17 37	CND	1	0.02	1.00	0.0217	\$422.94	\$9.19	0.00	0.00	0.0000	\$4,096.84	\$0.00	\$9.18	Cheng Peter Y&Shirley N
438 361 17 38	CND	1	0.02	1.00	0.0217	\$422.94	\$9.19	0.00	0.00	0.0000	\$4,096.84	\$0.00	\$9.18	Mehrabi Family Living Trust
438 361 17 39	CND	1	0.02	1.00	0.0217	\$422.94	\$9.19	0.00	0.00	0.0000	\$4,096.84	\$0.00	\$9.18	Smith Douglas K&Yrene G
438 361 17 40	CND	1	0.02	1.00	0.0217	\$422.94	\$9.19	0.00	0.00	0.0000	\$4,096.84	\$0.00	\$9.18	Willgoss Robert J Trust 09-20-16
438 361 17 41	CND	1	0.02	1.00	0.0217	\$422.94	\$9.19	0.00	0.00	0.0000	\$4,096.84	\$0.00	\$9.18	Tucker Jerry L

EXHIBIT C - Assessment Roll (Fiscal Year 2019)
First San Diego River Improvement Project Maintenance Assessment District

Parcel Number	Land Use ⁽¹⁾	Zone Number	Community Aesthetics Enhancement					Flood Control/Safety					FY 2019 ⁽³⁾ Assessment	Owner Name
			Net Area (Acres)	Zone Factor	EBA ⁽²⁾	Unit Cost	Assessment	Benefit Area (Acres)	Composite Benefit Factor	EBA ⁽²⁾	Unit Cost	Assessment		
438 361 18 01	CND	1	0.02	1.00	0.0217	\$422.94	\$9.19	0.00	0.00	0.0000	\$4,096.84	\$0.00	\$9.18	Delvalle Mauricio J C
438 361 18 02	CND	1	0.02	1.00	0.0217	\$422.94	\$9.19	0.00	0.00	0.0000	\$4,096.84	\$0.00	\$9.18	Walpert Nicholas R Revocable Trust 06-02-08
438 361 18 03	CND	1	0.02	1.00	0.0217	\$422.94	\$9.19	0.00	0.00	0.0000	\$4,096.84	\$0.00	\$9.18	Lukrofka Richard D&Olga O
438 361 18 04	CND	1	0.02	1.00	0.0217	\$422.94	\$9.19	0.00	0.00	0.0000	\$4,096.84	\$0.00	\$9.18	Younes Amir
438 361 18 05	CND	1	0.02	1.00	0.0217	\$422.94	\$9.19	0.00	0.00	0.0000	\$4,096.84	\$0.00	\$9.18	Moreo Zachary A
438 361 18 06	CND	1	0.02	1.00	0.0217	\$422.94	\$9.19	0.00	0.00	0.0000	\$4,096.84	\$0.00	\$9.18	Holding Alan R
438 361 18 07	CND	1	0.02	1.00	0.0217	\$422.94	\$9.19	0.00	0.00	0.0000	\$4,096.84	\$0.00	\$9.18	Frid Monica
438 361 18 08	CND	1	0.02	1.00	0.0217	\$422.94	\$9.19	0.00	0.00	0.0000	\$4,096.84	\$0.00	\$9.18	Pantoni Deborah A Trust 05-13-13
438 361 18 09	CND	1	0.02	1.00	0.0217	\$422.94	\$9.19	0.00	0.00	0.0000	\$4,096.84	\$0.00	\$9.18	Ghabbour Mina S&Sarah
438 361 18 10	CND	1	0.02	1.00	0.0217	\$422.94	\$9.19	0.00	0.00	0.0000	\$4,096.84	\$0.00	\$9.18	Spears Easy&Amy E
438 361 18 11	CND	1	0.02	1.00	0.0217	\$422.94	\$9.19	0.00	0.00	0.0000	\$4,096.84	\$0.00	\$9.18	Antillon Fatima L V
438 361 18 12	CND	1	0.02	1.00	0.0217	\$422.94	\$9.19	0.00	0.00	0.0000	\$4,096.84	\$0.00	\$9.18	Boddin-Chung Anne Marie
438 361 18 13	CND	1	0.02	1.00	0.0217	\$422.94	\$9.19	0.00	0.00	0.0000	\$4,096.84	\$0.00	\$9.18	Herbst David A
438 361 18 14	CND	1	0.02	1.00	0.0217	\$422.94	\$9.19	0.00	0.00	0.0000	\$4,096.84	\$0.00	\$9.18	Bradford Amanda P
438 361 18 15	CND	1	0.02	1.00	0.0217	\$422.94	\$9.19	0.00	0.00	0.0000	\$4,096.84	\$0.00	\$9.18	Kayvan-Leila Separate Property Trust 09-18-01 Et Al
438 361 18 16	CND	1	0.02	1.00	0.0217	\$422.94	\$9.19	0.00	0.00	0.0000	\$4,096.84	\$0.00	\$9.18	Robles Raul R&Gina C
438 361 18 17	CND	1	0.02	1.00	0.0217	\$422.94	\$9.19	0.00	0.00	0.0000	\$4,096.84	\$0.00	\$9.18	Zuniga-Avila Liliana Trust 05-13-03
438 361 18 18	CND	1	0.02	1.00	0.0217	\$422.94	\$9.19	0.00	0.00	0.0000	\$4,096.84	\$0.00	\$9.18	Fang George W C&Hsiang Lan
438 361 18 19	CND	1	0.02	1.00	0.0217	\$422.94	\$9.19	0.00	0.00	0.0000	\$4,096.84	\$0.00	\$9.18	Scaleta Robert W&Susan K Family Trust 01-27-98
438 361 18 20	CND	1	0.02	1.00	0.0217	\$422.94	\$9.19	0.00	0.00	0.0000	\$4,096.84	\$0.00	\$9.18	Emma Konstantin K Trust 04-07-10
438 361 18 21	CND	1	0.02	1.00	0.0217	\$422.94	\$9.19	0.00	0.00	0.0000	\$4,096.84	\$0.00	\$9.18	Minkoff Devin J
438 361 18 22	CND	1	0.02	1.00	0.0217	\$422.94	\$9.19	0.00	0.00	0.0000	\$4,096.84	\$0.00	\$9.18	Buturla Attila
438 361 18 23	CND	1	0.02	1.00	0.0217	\$422.94	\$9.19	0.00	0.00	0.0000	\$4,096.84	\$0.00	\$9.18	Giffin David C&Solar Llecica S O
438 361 18 24	CND	1	0.02	1.00	0.0217	\$422.94	\$9.19	0.00	0.00	0.0000	\$4,096.84	\$0.00	\$9.18	Alexander Ken&Marietta
438 361 18 25	CND	1	0.02	1.00	0.0217	\$422.94	\$9.19	0.00	0.00	0.0000	\$4,096.84	\$0.00	\$9.18	Sullivan Deirdre M
438 361 18 26	CND	1	0.02	1.00	0.0217	\$422.94	\$9.19	0.00	0.00	0.0000	\$4,096.84	\$0.00	\$9.18	Decock James A&Linda J
438 361 18 27	CND	1	0.02	1.00	0.0217	\$422.94	\$9.19	0.00	0.00	0.0000	\$4,096.84	\$0.00	\$9.18	Bray Tim&Kathy 2003 Trust 10-28-03
438 361 18 28	CND	1	0.02	1.00	0.0217	\$422.94	\$9.19	0.00	0.00	0.0000	\$4,096.84	\$0.00	\$9.18	Rice Family Living Trust 09-28-06
438 361 18 29	CND	1	0.02	1.00	0.0217	\$422.94	\$9.19	0.00	0.00	0.0000	\$4,096.84	\$0.00	\$9.18	Datman Separate Property Forever Trust 04-14-14
438 361 18 30	CND	1	0.02	1.00	0.0217	\$422.94	\$9.19	0.00	0.00	0.0000	\$4,096.84	\$0.00	\$9.18	Xiang David
438 361 18 31	CND	1	0.02	1.00	0.0217	\$422.94	\$9.19	0.00	0.00	0.0000	\$4,096.84	\$0.00	\$9.18	Rebsamen Margaret N Tr&Choplin Lynn Tr
438 361 18 32	CND	1	0.02	1.00	0.0217	\$422.94	\$9.19	0.00	0.00	0.0000	\$4,096.84	\$0.00	\$9.18	Zeng Xinxin
438 361 18 33	CND	1	0.02	1.00	0.0217	\$422.94	\$9.19	0.00	0.00	0.0000	\$4,096.84	\$0.00	\$9.18	Calderon Living Trust 04-15-15
438 361 18 34	CND	1	0.02	1.00	0.0217	\$422.94	\$9.19	0.00	0.00	0.0000	\$4,096.84	\$0.00	\$9.18	Hurteau Vincent
438 361 18 35	CND	1	0.02	1.00	0.0217	\$422.94	\$9.19	0.00	0.00	0.0000	\$4,096.84	\$0.00	\$9.18	Jabinal Gerardo&Salvacion Family Trust 07-15-93
438 361 18 36	CND	1	0.02	1.00	0.0217	\$422.94	\$9.19	0.00	0.00	0.0000	\$4,096.84	\$0.00	\$9.18	Krutik Vladislav
438 361 18 37	CND	1	0.02	1.00	0.0217	\$422.94	\$9.19	0.00	0.00	0.0000	\$4,096.84	\$0.00	\$9.18	Rodriguez Maria T C Trust 08-25-04
438 361 18 38	CND	1	0.02	1.00	0.0217	\$422.94	\$9.19	0.00	0.00	0.0000	\$4,096.84	\$0.00	\$9.18	Volpe James Iii&Debra L
438 361 18 39	CND	1	0.02	1.00	0.0217	\$422.94	\$9.19	0.00	0.00	0.0000	\$4,096.84	\$0.00	\$9.18	Hawthorne Family Trust 12-19-08
438 361 18 40	CND	1	0.02	1.00	0.0217	\$422.94	\$9.19	0.00	0.00	0.0000	\$4,096.84	\$0.00	\$9.18	Emami Family Trust 08-07-15
438 361 18 41	CND	1	0.02	1.00	0.0217	\$422.94	\$9.19	0.00	0.00	0.0000	\$4,096.84	\$0.00	\$9.18	Fitzgerald Aimee
438 361 18 42	CND	1	0.02	1.00	0.0217	\$422.94	\$9.19	0.00	0.00	0.0000	\$4,096.84	\$0.00	\$9.18	Gridley Patricia A
438 361 18 43	CND	1	0.02	1.00	0.0217	\$422.94	\$9.19	0.00	0.00	0.0000	\$4,096.84	\$0.00	\$9.18	Lai Kevin
438 361 18 44	CND	1	0.02	1.00	0.0217	\$422.94	\$9.19	0.00	0.00	0.0000	\$4,096.84	\$0.00	\$9.18	Peck Kim
438 361 18 45	CND	1	0.02	1.00	0.0217	\$422.94	\$9.19	0.00	0.00	0.0000	\$4,096.84	\$0.00	\$9.18	Gerstenfeld Marge Trust 02-20-14
438 361 18 46	CND	1	0.02	1.00	0.0217	\$422.94	\$9.19	0.00	0.00	0.0000	\$4,096.84	\$0.00	\$9.18	Primes Gary L

EXHIBIT C - Assessment Roll (Fiscal Year 2019)
First San Diego River Improvement Project Maintenance Assessment District

Parcel Number	Land Use ⁽¹⁾	Zone Number	Community Aesthetics Enhancement					Flood Control/Safety					FY 2019 ⁽³⁾ Assessment	Owner Name
			Net Area (Acres)	Zone Factor	EBA ⁽²⁾	Unit Cost	Assessment	Benefit Area (Acres)	Composite Benefit Factor	EBA ⁽²⁾	Unit Cost	Assessment		
438 361 18 47	CND	1	0.02	1.00	0.0217	\$422.94	\$9.19	0.00	0.00	0.0000	\$4,096.84	\$0.00	\$9.18	Bucur Nicholas A Jr Trust 03-07-03
438 361 18 48	CND	1	0.02	1.00	0.0217	\$422.94	\$9.19	0.00	0.00	0.0000	\$4,096.84	\$0.00	\$9.18	Boren B John
438 361 18 49	CND	1	0.02	1.00	0.0217	\$422.94	\$9.19	0.00	0.00	0.0000	\$4,096.84	\$0.00	\$9.18	Joh Gun Ho&Ock S
438 361 18 50	CND	1	0.02	1.00	0.0217	\$422.94	\$9.19	0.00	0.00	0.0000	\$4,096.84	\$0.00	\$9.18	Bennett Edward J Iv
438 361 18 51	CND	1	0.02	1.00	0.0217	\$422.94	\$9.19	0.00	0.00	0.0000	\$4,096.84	\$0.00	\$9.18	Mahallati Amin E
438 361 18 52	CND	1	0.02	1.00	0.0217	\$422.94	\$9.19	0.00	0.00	0.0000	\$4,096.84	\$0.00	\$9.18	Oesau Odette
438 361 18 53	CND	1	0.02	1.00	0.0217	\$422.94	\$9.19	0.00	0.00	0.0000	\$4,096.84	\$0.00	\$9.18	Farzad Michael&Gulkar Inna
438 361 18 54	CND	1	0.02	1.00	0.0217	\$422.94	\$9.19	0.00	0.00	0.0000	\$4,096.84	\$0.00	\$9.18	Hanson Theodore
438 361 18 55	CND	1	0.02	1.00	0.0217	\$422.94	\$9.19	0.00	0.00	0.0000	\$4,096.84	\$0.00	\$9.18	Colling Alita E Revocable Living Trust 09-13-12
438 361 18 56	CND	1	0.02	1.00	0.0217	\$422.94	\$9.19	0.00	0.00	0.0000	\$4,096.84	\$0.00	\$9.18	Hansen Justin W
438 361 18 57	CND	1	0.02	1.00	0.0217	\$422.94	\$9.19	0.00	0.00	0.0000	\$4,096.84	\$0.00	\$9.18	Vildosola Juan A B
438 361 18 58	CND	1	0.02	1.00	0.0217	\$422.94	\$9.19	0.00	0.00	0.0000	\$4,096.84	\$0.00	\$9.18	Moss Susan K Trust 10-07-04
438 361 18 59	CND	1	0.02	1.00	0.0217	\$422.94	\$9.19	0.00	0.00	0.0000	\$4,096.84	\$0.00	\$9.18	Goto Family Trust 09-10-04
438 361 18 60	CND	1	0.02	1.00	0.0217	\$422.94	\$9.19	0.00	0.00	0.0000	\$4,096.84	\$0.00	\$9.18	Niemiec Michael E Revocable Trust 05-01-06
438 361 18 61	CND	1	0.02	1.00	0.0217	\$422.94	\$9.19	0.00	0.00	0.0000	\$4,096.84	\$0.00	\$9.18	Zheng Alexandra Hui-Shan Tr
438 361 18 62	CND	1	0.02	1.00	0.0217	\$422.94	\$9.19	0.00	0.00	0.0000	\$4,096.84	\$0.00	\$9.18	Burdman Scott A Living Trust 08-24-07
438 361 18 63	CND	1	0.02	1.00	0.0217	\$422.94	\$9.19	0.00	0.00	0.0000	\$4,096.84	\$0.00	\$9.18	Panchuk Inna
438 361 18 64	CND	1	0.02	1.00	0.0217	\$422.94	\$9.19	0.00	0.00	0.0000	\$4,096.84	\$0.00	\$9.18	Diba Ali&Lidia Living Trust 09-21-00
438 361 18 65	CND	1	0.02	1.00	0.0217	\$422.94	\$9.19	0.00	0.00	0.0000	\$4,096.84	\$0.00	\$9.18	Darconte Carla
438 361 18 66	CND	1	0.02	1.00	0.0217	\$422.94	\$9.19	0.00	0.00	0.0000	\$4,096.84	\$0.00	\$9.18	Schnuch Fred
438 361 20 01	CND	2	0.03	0.50	0.0170	\$422.94	\$7.17	0.00	0.00	0.0000	\$4,096.84	\$0.00	\$7.16	Missions I L P
438 361 20 02	CND	2	0.03	0.50	0.0170	\$422.94	\$7.17	0.00	0.00	0.0000	\$4,096.84	\$0.00	\$7.16	Missions 1 L P
438 361 20 03	CND	2	0.03	0.50	0.0170	\$422.94	\$7.17	0.00	0.00	0.0000	\$4,096.84	\$0.00	\$7.16	Missions I L P
438 361 20 04	CND	2	0.03	0.50	0.0170	\$422.94	\$7.17	0.00	0.00	0.0000	\$4,096.84	\$0.00	\$7.16	Missions I L P
438 361 20 05	CND	2	0.03	0.50	0.0170	\$422.94	\$7.17	0.00	0.00	0.0000	\$4,096.84	\$0.00	\$7.16	Missions I L P
438 361 20 06	CND	2	0.03	0.50	0.0170	\$422.94	\$7.17	0.00	0.00	0.0000	\$4,096.84	\$0.00	\$7.16	Missions I L P
438 361 20 07	CND	2	0.03	0.50	0.0170	\$422.94	\$7.17	0.00	0.00	0.0000	\$4,096.84	\$0.00	\$7.16	Missions I L P
438 361 20 08	CND	2	0.03	0.50	0.0170	\$422.94	\$7.17	0.00	0.00	0.0000	\$4,096.84	\$0.00	\$7.16	Fung Michael C&Lam Sandra S
438 361 20 09	CND	2	0.03	0.50	0.0170	\$422.94	\$7.17	0.00	0.00	0.0000	\$4,096.84	\$0.00	\$7.16	Missions I L P
438 361 20 10	CND	2	0.03	0.50	0.0170	\$422.94	\$7.17	0.00	0.00	0.0000	\$4,096.84	\$0.00	\$7.16	Missions I L P
438 361 20 11	CND	2	0.03	0.50	0.0170	\$422.94	\$7.17	0.00	0.00	0.0000	\$4,096.84	\$0.00	\$7.16	Missions I L P
438 361 20 12	CND	2	0.03	0.50	0.0170	\$422.94	\$7.17	0.00	0.00	0.0000	\$4,096.84	\$0.00	\$7.16	Missions I L P
438 361 20 13	CND	2	0.03	0.50	0.0170	\$422.94	\$7.17	0.00	0.00	0.0000	\$4,096.84	\$0.00	\$7.16	The Missions I L P
438 361 20 14	CND	2	0.03	0.50	0.0170	\$422.94	\$7.17	0.00	0.00	0.0000	\$4,096.84	\$0.00	\$7.16	Missions I L P
438 361 20 15	CND	2	0.03	0.50	0.0170	\$422.94	\$7.17	0.00	0.00	0.0000	\$4,096.84	\$0.00	\$7.16	Missions I L P
438 361 20 16	CND	2	0.03	0.50	0.0170	\$422.94	\$7.17	0.00	0.00	0.0000	\$4,096.84	\$0.00	\$7.16	Missions I L P
438 361 20 17	CND	2	0.03	0.50	0.0170	\$422.94	\$7.17	0.00	0.00	0.0000	\$4,096.84	\$0.00	\$7.16	Missions I L P
438 361 20 18	CND	2	0.03	0.50	0.0170	\$422.94	\$7.17	0.00	0.00	0.0000	\$4,096.84	\$0.00	\$7.16	Missions I L P
438 361 20 19	CND	2	0.03	0.50	0.0170	\$422.94	\$7.17	0.00	0.00	0.0000	\$4,096.84	\$0.00	\$7.16	Werner Thomas A
438 361 20 20	CND	2	0.03	0.50	0.0170	\$422.94	\$7.17	0.00	0.00	0.0000	\$4,096.84	\$0.00	\$7.16	Missions I L P
438 361 20 21	CND	2	0.03	0.50	0.0170	\$422.94	\$7.17	0.00	0.00	0.0000	\$4,096.84	\$0.00	\$7.16	Missions I L P
438 361 20 22	CND	2	0.03	0.50	0.0170	\$422.94	\$7.17	0.00	0.00	0.0000	\$4,096.84	\$0.00	\$7.16	Weber Jill S
438 361 20 23	CND	2	0.03	0.50	0.0170	\$422.94	\$7.17	0.00	0.00	0.0000	\$4,096.84	\$0.00	\$7.16	Missions I Lp
438 361 20 24	CND	2	0.03	0.50	0.0170	\$422.94	\$7.17	0.00	0.00	0.0000	\$4,096.84	\$0.00	\$7.16	Missions I Lp
438 361 20 25	CND	2	0.03	0.50	0.0170	\$422.94	\$7.17	0.00	0.00	0.0000	\$4,096.84	\$0.00	\$7.16	Modiano Roberto I&Nina
438 361 20 26	CND	2	0.03	0.50	0.0170	\$422.94	\$7.17	0.00	0.00	0.0000	\$4,096.84	\$0.00	\$7.16	Missions I L P

EXHIBIT C - Assessment Roll (Fiscal Year 2019)
First San Diego River Improvement Project Maintenance Assessment District

Parcel Number	Land Use ⁽¹⁾	Zone Number	Community Aesthetics Enhancement					Flood Control/Safety					FY 2019 ⁽³⁾ Assessment	Owner Name
			Net Area (Acres)	Zone Factor	EBA ⁽²⁾	Unit Cost	Assessment	Benefit Area (Acres)	Composite Benefit Factor	EBA ⁽²⁾	Unit Cost	Assessment		
438 361 20 27	CND	2	0.03	0.50	0.0170	\$422.94	\$7.17	0.00	0.00	0.0000	\$4,096.84	\$0.00	\$7.16	Missions I L P
438 361 20 28	CND	2	0.03	0.50	0.0170	\$422.94	\$7.17	0.00	0.00	0.0000	\$4,096.84	\$0.00	\$7.16	Missions I L P
438 361 20 29	CND	2	0.03	0.50	0.0170	\$422.94	\$7.17	0.00	0.00	0.0000	\$4,096.84	\$0.00	\$7.16	M E W li Properties Lic
438 361 20 30	CND	2	0.03	0.50	0.0170	\$422.94	\$7.17	0.00	0.00	0.0000	\$4,096.84	\$0.00	\$7.16	The Missions I L P
438 361 20 31	CND	2	0.03	0.50	0.0170	\$422.94	\$7.17	0.00	0.00	0.0000	\$4,096.84	\$0.00	\$7.16	Gans Brian M
438 361 20 32	CND	2	0.03	0.50	0.0170	\$422.94	\$7.17	0.00	0.00	0.0000	\$4,096.84	\$0.00	\$7.16	Missions I L P
438 361 20 33	CND	2	0.03	0.50	0.0170	\$422.94	\$7.17	0.00	0.00	0.0000	\$4,096.84	\$0.00	\$7.16	Missions I L P
438 361 20 34	CND	2	0.03	0.50	0.0170	\$422.94	\$7.17	0.00	0.00	0.0000	\$4,096.84	\$0.00	\$7.16	Dulay Roel A
438 361 20 35	CND	2	0.03	0.50	0.0170	\$422.94	\$7.17	0.00	0.00	0.0000	\$4,096.84	\$0.00	\$7.16	The Missions I L P
438 361 20 36	CND	2	0.03	0.50	0.0170	\$422.94	\$7.17	0.00	0.00	0.0000	\$4,096.84	\$0.00	\$7.16	Missions I L P
438 361 20 37	CND	2	0.03	0.50	0.0170	\$422.94	\$7.17	0.00	0.00	0.0000	\$4,096.84	\$0.00	\$7.16	Missions I L P
438 361 20 38	CND	2	0.03	0.50	0.0170	\$422.94	\$7.17	0.00	0.00	0.0000	\$4,096.84	\$0.00	\$7.16	Missions I L P
438 361 20 39	CND	2	0.03	0.50	0.0170	\$422.94	\$7.17	0.00	0.00	0.0000	\$4,096.84	\$0.00	\$7.16	Missions I L P
438 361 20 40	CND	2	0.03	0.50	0.0170	\$422.94	\$7.17	0.00	0.00	0.0000	\$4,096.84	\$0.00	\$7.16	Mercado Kristin G
438 361 20 41	CND	2	0.03	0.50	0.0170	\$422.94	\$7.17	0.00	0.00	0.0000	\$4,096.84	\$0.00	\$7.16	Missions I L P
438 361 20 42	CND	2	0.03	0.50	0.0170	\$422.94	\$7.17	0.00	0.00	0.0000	\$4,096.84	\$0.00	\$7.16	Missions I L P
438 361 20 43	CND	2	0.03	0.50	0.0170	\$422.94	\$7.17	0.00	0.00	0.0000	\$4,096.84	\$0.00	\$7.16	Missions I L P
438 361 20 44	CND	2	0.03	0.50	0.0170	\$422.94	\$7.17	0.00	0.00	0.0000	\$4,096.84	\$0.00	\$7.16	Missions I L P
438 361 20 45	CND	2	0.03	0.50	0.0170	\$422.94	\$7.17	0.00	0.00	0.0000	\$4,096.84	\$0.00	\$7.16	Schwartz Edward M Ira 2038
438 361 20 46	CND	2	0.03	0.50	0.0170	\$422.94	\$7.17	0.00	0.00	0.0000	\$4,096.84	\$0.00	\$7.16	Ligon Matthew E
438 361 20 47	CND	2	0.03	0.50	0.0170	\$422.94	\$7.17	0.00	0.00	0.0000	\$4,096.84	\$0.00	\$7.16	Missions I L P
438 361 20 48	CND	2	0.03	0.50	0.0170	\$422.94	\$7.17	0.00	0.00	0.0000	\$4,096.84	\$0.00	\$7.16	Missions I L P
438 361 20 49	CND	2	0.03	0.50	0.0170	\$422.94	\$7.17	0.00	0.00	0.0000	\$4,096.84	\$0.00	\$7.16	Missions I L P
438 361 20 50	CND	2	0.03	0.50	0.0170	\$422.94	\$7.17	0.00	0.00	0.0000	\$4,096.84	\$0.00	\$7.16	Mission I L P
438 361 20 51	CND	2	0.03	0.50	0.0170	\$422.94	\$7.17	0.00	0.00	0.0000	\$4,096.84	\$0.00	\$7.16	Ikezaki Gilbert F&Margaret M
438 361 20 52	CND	2	0.03	0.50	0.0170	\$422.94	\$7.17	0.00	0.00	0.0000	\$4,096.84	\$0.00	\$7.16	Missions I L P
438 361 20 53	CND	2	0.03	0.50	0.0170	\$422.94	\$7.17	0.00	0.00	0.0000	\$4,096.84	\$0.00	\$7.16	Missions I L P
438 361 20 54	CND	2	0.03	0.50	0.0170	\$422.94	\$7.17	0.00	0.00	0.0000	\$4,096.84	\$0.00	\$7.16	Yambor Mark A Living Trust 06-22-15
438 361 20 55	CND	2	0.03	0.50	0.0170	\$422.94	\$7.17	0.00	0.00	0.0000	\$4,096.84	\$0.00	\$7.16	Missions I L P
438 361 20 56	CND	2	0.03	0.50	0.0170	\$422.94	\$7.17	0.00	0.00	0.0000	\$4,096.84	\$0.00	\$7.16	Waplington Trust 03-19-14
438 361 20 57	CND	2	0.03	0.50	0.0170	\$422.94	\$7.17	0.00	0.00	0.0000	\$4,096.84	\$0.00	\$7.16	Missions I L P
438 361 20 58	CND	2	0.03	0.50	0.0170	\$422.94	\$7.17	0.00	0.00	0.0000	\$4,096.84	\$0.00	\$7.16	Missions I L P
438 361 20 59	CND	2	0.03	0.50	0.0170	\$422.94	\$7.17	0.00	0.00	0.0000	\$4,096.84	\$0.00	\$7.16	Zoeter Rocky&Maureen
438 361 20 60	CND	2	0.03	0.50	0.0170	\$422.94	\$7.17	0.00	0.00	0.0000	\$4,096.84	\$0.00	\$7.16	Black Todd L
438 361 20 61	CND	2	0.03	0.50	0.0170	\$422.94	\$7.17	0.00	0.00	0.0000	\$4,096.84	\$0.00	\$7.16	Upham Christopher A&Judith M Trust 11-11-98
438 361 20 62	CND	2	0.03	0.50	0.0170	\$422.94	\$7.17	0.00	0.00	0.0000	\$4,096.84	\$0.00	\$7.16	Stamper Carmen A 2014 Trust 03-08-14
438 361 20 63	CND	2	0.03	0.50	0.0170	\$422.94	\$7.17	0.00	0.00	0.0000	\$4,096.84	\$0.00	\$7.16	Cain Anna T
438 361 20 64	CND	2	0.03	0.50	0.0170	\$422.94	\$7.17	0.00	0.00	0.0000	\$4,096.84	\$0.00	\$7.16	Missions I L P
438 361 21 01	CND	2	0.03	0.50	0.0170	\$422.94	\$7.17	0.00	0.00	0.0000	\$4,096.84	\$0.00	\$7.16	Patton Cara L
438 361 21 02	CND	2	0.03	0.50	0.0170	\$422.94	\$7.17	0.00	0.00	0.0000	\$4,096.84	\$0.00	\$7.16	Foster Judith A
438 361 21 03	CND	2	0.03	0.50	0.0170	\$422.94	\$7.17	0.00	0.00	0.0000	\$4,096.84	\$0.00	\$7.16	Mckay Wayne&Carolyn
438 361 21 04	CND	2	0.03	0.50	0.0170	\$422.94	\$7.17	0.00	0.00	0.0000	\$4,096.84	\$0.00	\$7.16	Thompson Stephen J
438 361 21 05	CND	2	0.03	0.50	0.0170	\$422.94	\$7.17	0.00	0.00	0.0000	\$4,096.84	\$0.00	\$7.16	Thomas Rainer E&Larysa
438 361 21 06	CND	2	0.03	0.50	0.0170	\$422.94	\$7.17	0.00	0.00	0.0000	\$4,096.84	\$0.00	\$7.16	Missions 1 L P
438 361 21 07	CND	2	0.03	0.50	0.0170	\$422.94	\$7.17	0.00	0.00	0.0000	\$4,096.84	\$0.00	\$7.16	Missions I L P
438 361 21 08	CND	2	0.03	0.50	0.0170	\$422.94	\$7.17	0.00	0.00	0.0000	\$4,096.84	\$0.00	\$7.16	Missions 1 L P

EXHIBIT C - Assessment Roll (Fiscal Year 2019)
First San Diego River Improvement Project Maintenance Assessment District

Parcel Number	Land Use ⁽¹⁾	Zone Number	Community Aesthetics Enhancement					Flood Control/Safety					FY 2019 ⁽³⁾ Assessment	Owner Name
			Net Area (Acres)	Zone Factor	EBA ⁽²⁾	Unit Cost	Assessment	Benefit Area (Acres)	Composite Benefit Factor	EBA ⁽²⁾	Unit Cost	Assessment		
438 361 21 09	CND	2	0.03	0.50	0.0170	\$422.94	\$7.17	0.00	0.00	0.0000	\$4,096.84	\$0.00	\$7.16	Green Curt&Tracey Trust 03-30-06
438 361 21 10	CND	2	0.03	0.50	0.0170	\$422.94	\$7.17	0.00	0.00	0.0000	\$4,096.84	\$0.00	\$7.16	Missions I L P
438 361 21 11	CND	2	0.03	0.50	0.0170	\$422.94	\$7.17	0.00	0.00	0.0000	\$4,096.84	\$0.00	\$7.16	Missions 1 L P
438 361 21 12	CND	2	0.03	0.50	0.0170	\$422.94	\$7.17	0.00	0.00	0.0000	\$4,096.84	\$0.00	\$7.16	Missions I L P
438 361 21 13	CND	2	0.03	0.50	0.0170	\$422.94	\$7.17	0.00	0.00	0.0000	\$4,096.84	\$0.00	\$7.16	The Missions I L P
438 361 21 14	CND	2	0.03	0.50	0.0170	\$422.94	\$7.17	0.00	0.00	0.0000	\$4,096.84	\$0.00	\$7.16	Caymaris Philippe&Lizarraga Ernestina R
438 361 21 15	CND	2	0.03	0.50	0.0170	\$422.94	\$7.17	0.00	0.00	0.0000	\$4,096.84	\$0.00	\$7.16	Schwartz Edward M
438 361 21 16	CND	2	0.03	0.50	0.0170	\$422.94	\$7.17	0.00	0.00	0.0000	\$4,096.84	\$0.00	\$7.16	Missions I L P
438 361 21 17	CND	2	0.03	0.50	0.0170	\$422.94	\$7.17	0.00	0.00	0.0000	\$4,096.84	\$0.00	\$7.16	Kittmito Hala Trust 11-23-15
438 361 21 18	CND	2	0.03	0.50	0.0170	\$422.94	\$7.17	0.00	0.00	0.0000	\$4,096.84	\$0.00	\$7.16	Missions I Lp
438 361 21 19	CND	2	0.03	0.50	0.0170	\$422.94	\$7.17	0.00	0.00	0.0000	\$4,096.84	\$0.00	\$7.16	Pogo Living Trust 10-22-14
438 361 21 20	CND	2	0.03	0.50	0.0170	\$422.94	\$7.17	0.00	0.00	0.0000	\$4,096.84	\$0.00	\$7.16	Estakhri Farshad&Zarghami-Baseri Sarmast
438 361 21 21	CND	2	0.03	0.50	0.0170	\$422.94	\$7.17	0.00	0.00	0.0000	\$4,096.84	\$0.00	\$7.16	Missions I L P
438 361 21 22	CND	2	0.03	0.50	0.0170	\$422.94	\$7.17	0.00	0.00	0.0000	\$4,096.84	\$0.00	\$7.16	Kozel/Payne Revocable Trust 02-03-04
438 361 21 23	CND	2	0.03	0.50	0.0170	\$422.94	\$7.17	0.00	0.00	0.0000	\$4,096.84	\$0.00	\$7.16	Missions 1 L P
438 361 21 24	CND	2	0.03	0.50	0.0170	\$422.94	\$7.17	0.00	0.00	0.0000	\$4,096.84	\$0.00	\$7.16	Demner Brooke
438 361 21 25	CND	2	0.03	0.50	0.0170	\$422.94	\$7.17	0.00	0.00	0.0000	\$4,096.84	\$0.00	\$7.16	Missions 1 L P
438 361 21 26	CND	2	0.03	0.50	0.0170	\$422.94	\$7.17	0.00	0.00	0.0000	\$4,096.84	\$0.00	\$7.16	Missions I L P
438 361 21 27	CND	2	0.03	0.50	0.0170	\$422.94	\$7.17	0.00	0.00	0.0000	\$4,096.84	\$0.00	\$7.16	Missions I L P
438 361 21 28	CND	2	0.03	0.50	0.0170	\$422.94	\$7.17	0.00	0.00	0.0000	\$4,096.84	\$0.00	\$7.16	Missions I Lp
438 361 21 29	CND	2	0.03	0.50	0.0170	\$422.94	\$7.17	0.00	0.00	0.0000	\$4,096.84	\$0.00	\$7.16	Wendroff Family Trust 11-18-00
438 361 21 30	CND	2	0.03	0.50	0.0170	\$422.94	\$7.17	0.00	0.00	0.0000	\$4,096.84	\$0.00	\$7.16	Wendroff Steven
438 361 21 31	CND	2	0.03	0.50	0.0170	\$422.94	\$7.17	0.00	0.00	0.0000	\$4,096.84	\$0.00	\$7.16	Stitzell Newell H&Criselda Y
438 361 21 32	CND	2	0.03	0.50	0.0170	\$422.94	\$7.17	0.00	0.00	0.0000	\$4,096.84	\$0.00	\$7.16	Missions I Lp
438 361 21 33	CND	2	0.03	0.50	0.0170	\$422.94	\$7.17	0.00	0.00	0.0000	\$4,096.84	\$0.00	\$7.16	Yen Family Trust 08-19-10
438 361 21 34	CND	2	0.03	0.50	0.0170	\$422.94	\$7.17	0.00	0.00	0.0000	\$4,096.84	\$0.00	\$7.16	Missions 1 L P
438 361 21 35	CND	2	0.03	0.50	0.0170	\$422.94	\$7.17	0.00	0.00	0.0000	\$4,096.84	\$0.00	\$7.16	Sultan Labib
438 361 21 36	CND	2	0.03	0.50	0.0170	\$422.94	\$7.17	0.00	0.00	0.0000	\$4,096.84	\$0.00	\$7.16	Missions I Lp
438 361 21 37	CND	2	0.03	0.50	0.0170	\$422.94	\$7.17	0.00	0.00	0.0000	\$4,096.84	\$0.00	\$7.16	Missions I L P
438 361 21 38	CND	2	0.03	0.50	0.0170	\$422.94	\$7.17	0.00	0.00	0.0000	\$4,096.84	\$0.00	\$7.16	Missions I Lp
438 361 21 39	CND	2	0.03	0.50	0.0170	\$422.94	\$7.17	0.00	0.00	0.0000	\$4,096.84	\$0.00	\$7.16	Missions I L P
438 361 21 40	CND	2	0.03	0.50	0.0170	\$422.94	\$7.17	0.00	0.00	0.0000	\$4,096.84	\$0.00	\$7.16	Missions I Lp
438 361 21 41	CND	2	0.03	0.50	0.0170	\$422.94	\$7.17	0.00	0.00	0.0000	\$4,096.84	\$0.00	\$7.16	Shubert Linda K Irrevocable Trust 11-23-12
438 361 21 42	CND	2	0.03	0.50	0.0170	\$422.94	\$7.17	0.00	0.00	0.0000	\$4,096.84	\$0.00	\$7.16	Missions I L P
438 361 21 43	CND	2	0.03	0.50	0.0170	\$422.94	\$7.17	0.00	0.00	0.0000	\$4,096.84	\$0.00	\$7.16	Lin Xinhua&Gu Lijuan
438 361 21 44	CND	2	0.03	0.50	0.0170	\$422.94	\$7.17	0.00	0.00	0.0000	\$4,096.84	\$0.00	\$7.16	Missions I L P
438 361 21 45	CND	2	0.03	0.50	0.0170	\$422.94	\$7.17	0.00	0.00	0.0000	\$4,096.84	\$0.00	\$7.16	Missions I L P
438 361 21 46	CND	2	0.03	0.50	0.0170	\$422.94	\$7.17	0.00	0.00	0.0000	\$4,096.84	\$0.00	\$7.16	Foley Maureen Living Trust 10-02-13
438 361 21 47	CND	2	0.03	0.50	0.0170	\$422.94	\$7.17	0.00	0.00	0.0000	\$4,096.84	\$0.00	\$7.16	Missions I Lp
438 361 21 48	CND	2	0.03	0.50	0.0170	\$422.94	\$7.17	0.00	0.00	0.0000	\$4,096.84	\$0.00	\$7.16	Missions I L P
438 361 21 49	CND	2	0.03	0.50	0.0170	\$422.94	\$7.17	0.00	0.00	0.0000	\$4,096.84	\$0.00	\$7.16	Missions I L P
438 361 21 50	CND	2	0.03	0.50	0.0170	\$422.94	\$7.17	0.00	0.00	0.0000	\$4,096.84	\$0.00	\$7.16	Missions I L P
438 361 21 51	CND	2	0.03	0.50	0.0170	\$422.94	\$7.17	0.00	0.00	0.0000	\$4,096.84	\$0.00	\$7.16	Missions I Lp
438 361 21 52	CND	2	0.03	0.50	0.0170	\$422.94	\$7.17	0.00	0.00	0.0000	\$4,096.84	\$0.00	\$7.16	Missions I L P
438 361 21 53	CND	2	0.03	0.50	0.0170	\$422.94	\$7.17	0.00	0.00	0.0000	\$4,096.84	\$0.00	\$7.16	Missions I L P
438 361 21 54	CND	2	0.03	0.50	0.0170	\$422.94	\$7.17	0.00	0.00	0.0000	\$4,096.84	\$0.00	\$7.16	Missions I L P

EXHIBIT C - Assessment Roll (Fiscal Year 2019)
First San Diego River Improvement Project Maintenance Assessment District

Parcel Number	Land Use ⁽¹⁾	Zone Number	Community Aesthetics Enhancement					Flood Control/Safety					FY 2019 ⁽³⁾ Assessment	Owner Name
			Net Area (Acres)	Zone Factor	EBA ⁽²⁾	Unit Cost	Assessment	Benefit Area (Acres)	Composite Benefit Factor	EBA ⁽²⁾	Unit Cost	Assessment		
438 361 21 55	CND	2	0.03	0.50	0.0170	\$422.94	\$7.17	0.00	0.00	0.0000	\$4,096.84	\$0.00	\$7.16	Sun Family Trust 03-05-07
438 361 21 56	CND	2	0.03	0.50	0.0170	\$422.94	\$7.17	0.00	0.00	0.0000	\$4,096.84	\$0.00	\$7.16	Missions I L P
438 361 21 57	CND	2	0.03	0.50	0.0170	\$422.94	\$7.17	0.00	0.00	0.0000	\$4,096.84	\$0.00	\$7.16	Missions I Lp
438 361 21 58	CND	2	0.03	0.50	0.0170	\$422.94	\$7.17	0.00	0.00	0.0000	\$4,096.84	\$0.00	\$7.16	Missions I L P
438 361 21 59	CND	2	0.03	0.50	0.0170	\$422.94	\$7.17	0.00	0.00	0.0000	\$4,096.84	\$0.00	\$7.16	Missions I L P
438 361 21 60	CND	2	0.03	0.50	0.0170	\$422.94	\$7.17	0.00	0.00	0.0000	\$4,096.84	\$0.00	\$7.16	Rosston Matthew A&Hayes Lindsay M Et Al
438 361 21 61	CND	2	0.03	0.50	0.0170	\$422.94	\$7.17	0.00	0.00	0.0000	\$4,096.84	\$0.00	\$7.16	Guenaga Lewis&Humphrey Wendy P 2009 Trust 09-
438 361 21 62	CND	2	0.03	0.50	0.0170	\$422.94	\$7.17	0.00	0.00	0.0000	\$4,096.84	\$0.00	\$7.16	The Missions I L P
438 361 21 63	CND	2	0.03	0.50	0.0170	\$422.94	\$7.17	0.00	0.00	0.0000	\$4,096.84	\$0.00	\$7.16	Missions I Lp
438 361 21 64	CND	2	0.03	0.50	0.0170	\$422.94	\$7.17	0.00	0.00	0.0000	\$4,096.84	\$0.00	\$7.16	Mission I Lp
438 361 22 01	CND	2	0.03	0.50	0.0170	\$422.94	\$7.17	0.00	0.00	0.0000	\$4,096.84	\$0.00	\$7.16	Missions I L P
438 361 22 02	CND	2	0.03	0.50	0.0170	\$422.94	\$7.17	0.00	0.00	0.0000	\$4,096.84	\$0.00	\$7.16	The Missions I L P
438 361 22 03	CND	2	0.03	0.50	0.0170	\$422.94	\$7.17	0.00	0.00	0.0000	\$4,096.84	\$0.00	\$7.16	Missions 1 L P
438 361 22 04	CND	2	0.03	0.50	0.0170	\$422.94	\$7.17	0.00	0.00	0.0000	\$4,096.84	\$0.00	\$7.16	Missions I Lp
438 361 22 05	CND	2	0.03	0.50	0.0170	\$422.94	\$7.17	0.00	0.00	0.0000	\$4,096.84	\$0.00	\$7.16	Missions 1 L P
438 361 22 06	CND	2	0.03	0.50	0.0170	\$422.94	\$7.17	0.00	0.00	0.0000	\$4,096.84	\$0.00	\$7.16	Milligan Lorene A
438 361 22 07	CND	2	0.03	0.50	0.0170	\$422.94	\$7.17	0.00	0.00	0.0000	\$4,096.84	\$0.00	\$7.16	M K Separate Property Trust 07-14-09
438 361 22 08	CND	2	0.03	0.50	0.0170	\$422.94	\$7.17	0.00	0.00	0.0000	\$4,096.84	\$0.00	\$7.16	Snyder Timothy B&Constanza
438 361 22 09	CND	2	0.03	0.50	0.0170	\$422.94	\$7.17	0.00	0.00	0.0000	\$4,096.84	\$0.00	\$7.16	Dadkhah Sara
438 361 22 10	CND	2	0.03	0.50	0.0170	\$422.94	\$7.17	0.00	0.00	0.0000	\$4,096.84	\$0.00	\$7.16	Missions I L P
438 361 22 11	CND	2	0.03	0.50	0.0170	\$422.94	\$7.17	0.00	0.00	0.0000	\$4,096.84	\$0.00	\$7.16	Marians Keith A
438 361 22 12	CND	2	0.03	0.50	0.0170	\$422.94	\$7.17	0.00	0.00	0.0000	\$4,096.84	\$0.00	\$7.16	Missions I L P
438 361 22 13	CND	2	0.03	0.50	0.0170	\$422.94	\$7.17	0.00	0.00	0.0000	\$4,096.84	\$0.00	\$7.16	Missions I L P
438 361 22 14	CND	2	0.03	0.50	0.0170	\$422.94	\$7.17	0.00	0.00	0.0000	\$4,096.84	\$0.00	\$7.16	Urban Thomas W&Susan K
438 361 22 15	CND	2	0.03	0.50	0.0170	\$422.94	\$7.17	0.00	0.00	0.0000	\$4,096.84	\$0.00	\$7.16	Lin Fang
438 361 22 16	CND	2	0.03	0.50	0.0170	\$422.94	\$7.17	0.00	0.00	0.0000	\$4,096.84	\$0.00	\$7.16	Ullrich Kevin&Ann K
438 361 22 17	CND	2	0.03	0.50	0.0170	\$422.94	\$7.17	0.00	0.00	0.0000	\$4,096.84	\$0.00	\$7.16	Missions I L P
438 361 22 18	CND	2	0.03	0.50	0.0170	\$422.94	\$7.17	0.00	0.00	0.0000	\$4,096.84	\$0.00	\$7.16	The Missions I L P
438 361 22 19	CND	2	0.03	0.50	0.0170	\$422.94	\$7.17	0.00	0.00	0.0000	\$4,096.84	\$0.00	\$7.16	Missions I L P
438 361 22 20	CND	2	0.03	0.50	0.0170	\$422.94	\$7.17	0.00	0.00	0.0000	\$4,096.84	\$0.00	\$7.16	Missions I L P
438 361 22 21	CND	2	0.03	0.50	0.0170	\$422.94	\$7.17	0.00	0.00	0.0000	\$4,096.84	\$0.00	\$7.16	Missions I L P
438 361 22 22	CND	2	0.03	0.50	0.0170	\$422.94	\$7.17	0.00	0.00	0.0000	\$4,096.84	\$0.00	\$7.16	Missions I Lp
438 361 22 23	CND	2	0.03	0.50	0.0170	\$422.94	\$7.17	0.00	0.00	0.0000	\$4,096.84	\$0.00	\$7.16	Missions I Lp
438 361 22 24	CND	2	0.03	0.50	0.0170	\$422.94	\$7.17	0.00	0.00	0.0000	\$4,096.84	\$0.00	\$7.16	Chalermsohone Rachel
438 361 22 25	CND	2	0.03	0.50	0.0170	\$422.94	\$7.17	0.00	0.00	0.0000	\$4,096.84	\$0.00	\$7.16	Maczko James E
438 361 22 26	CND	2	0.03	0.50	0.0170	\$422.94	\$7.17	0.00	0.00	0.0000	\$4,096.84	\$0.00	\$7.16	Phan Cyrielle T
438 361 22 27	CND	2	0.03	0.50	0.0170	\$422.94	\$7.17	0.00	0.00	0.0000	\$4,096.84	\$0.00	\$7.16	Missions I L P
438 361 22 28	CND	2	0.03	0.50	0.0170	\$422.94	\$7.17	0.00	0.00	0.0000	\$4,096.84	\$0.00	\$7.16	Missions I L P
438 361 22 29	CND	2	0.03	0.50	0.0170	\$422.94	\$7.17	0.00	0.00	0.0000	\$4,096.84	\$0.00	\$7.16	Missions I Lp
438 361 22 30	CND	2	0.03	0.50	0.0170	\$422.94	\$7.17	0.00	0.00	0.0000	\$4,096.84	\$0.00	\$7.16	Penkala Family Trust 07-23-04
438 361 22 31	CND	2	0.03	0.50	0.0170	\$422.94	\$7.17	0.00	0.00	0.0000	\$4,096.84	\$0.00	\$7.16	Books Christopher M&Ann M
438 361 22 32	CND	2	0.03	0.50	0.0170	\$422.94	\$7.17	0.00	0.00	0.0000	\$4,096.84	\$0.00	\$7.16	Legore Gregory L Ira
438 361 22 33	CND	2	0.03	0.50	0.0170	\$422.94	\$7.17	0.00	0.00	0.0000	\$4,096.84	\$0.00	\$7.16	Missions I L P
438 361 22 34	CND	2	0.03	0.50	0.0170	\$422.94	\$7.17	0.00	0.00	0.0000	\$4,096.84	\$0.00	\$7.16	Missions I L P
438 361 22 35	CND	2	0.03	0.50	0.0170	\$422.94	\$7.17	0.00	0.00	0.0000	\$4,096.84	\$0.00	\$7.16	Missions I Lp
438 361 22 36	CND	2	0.03	0.50	0.0170	\$422.94	\$7.17	0.00	0.00	0.0000	\$4,096.84	\$0.00	\$7.16	Missions I L P

EXHIBIT C - Assessment Roll (Fiscal Year 2019)
First San Diego River Improvement Project Maintenance Assessment District

Parcel Number	Land Use ⁽¹⁾	Zone Number	Community Aesthetics Enhancement					Flood Control/Safety					FY 2019 ⁽³⁾ Assessment	Owner Name
			Net Area (Acres)	Zone Factor	EBA ⁽²⁾	Unit Cost	Assessment	Benefit Area (Acres)	Composite Benefit Factor	EBA ⁽²⁾	Unit Cost	Assessment		
438 361 22 37	CND	2	0.03	0.50	0.0170	\$422.94	\$7.17	0.00	0.00	0.0000	\$4,096.84	\$0.00	\$7.16	Missions I L P
438 361 22 38	CND	2	0.03	0.50	0.0170	\$422.94	\$7.17	0.00	0.00	0.0000	\$4,096.84	\$0.00	\$7.16	Missions 1 L P
438 361 22 39	CND	2	0.03	0.50	0.0170	\$422.94	\$7.17	0.00	0.00	0.0000	\$4,096.84	\$0.00	\$7.16	Missions I L P
438 361 22 40	CND	2	0.03	0.50	0.0170	\$422.94	\$7.17	0.00	0.00	0.0000	\$4,096.84	\$0.00	\$7.16	Missions I L P
438 361 22 41	CND	2	0.03	0.50	0.0170	\$422.94	\$7.17	0.00	0.00	0.0000	\$4,096.84	\$0.00	\$7.16	Missions I L P
438 361 22 42	CND	2	0.03	0.50	0.0170	\$422.94	\$7.17	0.00	0.00	0.0000	\$4,096.84	\$0.00	\$7.16	Missions I L P
438 361 22 43	CND	2	0.03	0.50	0.0170	\$422.94	\$7.17	0.00	0.00	0.0000	\$4,096.84	\$0.00	\$7.16	Missions I L P
438 361 22 44	CND	2	0.03	0.50	0.0170	\$422.94	\$7.17	0.00	0.00	0.0000	\$4,096.84	\$0.00	\$7.16	Missions I L P
438 361 22 45	CND	2	0.03	0.50	0.0170	\$422.94	\$7.17	0.00	0.00	0.0000	\$4,096.84	\$0.00	\$7.16	Missions I L P
438 361 22 46	CND	2	0.03	0.50	0.0170	\$422.94	\$7.17	0.00	0.00	0.0000	\$4,096.84	\$0.00	\$7.16	Missions I L P
438 361 22 47	CND	2	0.03	0.50	0.0170	\$422.94	\$7.17	0.00	0.00	0.0000	\$4,096.84	\$0.00	\$7.16	Chon Susan
438 361 22 48	CND	2	0.03	0.50	0.0170	\$422.94	\$7.17	0.00	0.00	0.0000	\$4,096.84	\$0.00	\$7.16	Missions I L P
438 361 22 49	CND	2	0.03	0.50	0.0170	\$422.94	\$7.17	0.00	0.00	0.0000	\$4,096.84	\$0.00	\$7.16	Missions I L P
438 361 22 50	CND	2	0.03	0.50	0.0170	\$422.94	\$7.17	0.00	0.00	0.0000	\$4,096.84	\$0.00	\$7.16	Missions I L P
438 361 22 51	CND	2	0.03	0.50	0.0170	\$422.94	\$7.17	0.00	0.00	0.0000	\$4,096.84	\$0.00	\$7.16	Missions I L P
438 361 22 52	CND	2	0.03	0.50	0.0170	\$422.94	\$7.17	0.00	0.00	0.0000	\$4,096.84	\$0.00	\$7.16	Missions I L P
438 361 22 53	CND	2	0.03	0.50	0.0170	\$422.94	\$7.17	0.00	0.00	0.0000	\$4,096.84	\$0.00	\$7.16	Missions I L P
438 361 22 54	CND	2	0.03	0.50	0.0170	\$422.94	\$7.17	0.00	0.00	0.0000	\$4,096.84	\$0.00	\$7.16	Missions I L P
438 361 22 55	CND	2	0.03	0.50	0.0170	\$422.94	\$7.17	0.00	0.00	0.0000	\$4,096.84	\$0.00	\$7.16	Missions I L P
438 361 22 56	CND	2	0.03	0.50	0.0170	\$422.94	\$7.17	0.00	0.00	0.0000	\$4,096.84	\$0.00	\$7.16	Missions I L P
438 361 22 57	CND	2	0.03	0.50	0.0170	\$422.94	\$7.17	0.00	0.00	0.0000	\$4,096.84	\$0.00	\$7.16	Missions I L P
438 361 22 58	CND	2	0.03	0.50	0.0170	\$422.94	\$7.17	0.00	0.00	0.0000	\$4,096.84	\$0.00	\$7.16	Missions I L P
438 361 22 59	CND	2	0.03	0.50	0.0170	\$422.94	\$7.17	0.00	0.00	0.0000	\$4,096.84	\$0.00	\$7.16	Missions I L P
438 361 22 60	CND	2	0.03	0.50	0.0170	\$422.94	\$7.17	0.00	0.00	0.0000	\$4,096.84	\$0.00	\$7.16	Missions I L P
438 361 22 61	CND	2	0.03	0.50	0.0170	\$422.94	\$7.17	0.00	0.00	0.0000	\$4,096.84	\$0.00	\$7.16	Missions I L P
438 361 22 62	CND	2	0.03	0.50	0.0170	\$422.94	\$7.17	0.00	0.00	0.0000	\$4,096.84	\$0.00	\$7.16	Missions I L P
438 361 22 63	CND	2	0.03	0.50	0.0170	\$422.94	\$7.17	0.00	0.00	0.0000	\$4,096.84	\$0.00	\$7.16	Missions I L P
438 361 22 64	CND	2	0.03	0.50	0.0170	\$422.94	\$7.17	0.00	0.00	0.0000	\$4,096.84	\$0.00	\$7.16	Missions I L P
438 361 23 01	CND	2	0.03	0.50	0.0170	\$422.94	\$7.17	0.00	0.00	0.0000	\$4,096.84	\$0.00	\$7.16	Missions I L P
438 361 23 02	CND	2	0.03	0.50	0.0170	\$422.94	\$7.17	0.00	0.00	0.0000	\$4,096.84	\$0.00	\$7.16	Turgen Adele M Trust 01-18-94
438 361 23 03	CND	2	0.03	0.50	0.0170	\$422.94	\$7.17	0.00	0.00	0.0000	\$4,096.84	\$0.00	\$7.16	Missions 1 L P
438 361 23 04	CND	2	0.03	0.50	0.0170	\$422.94	\$7.17	0.00	0.00	0.0000	\$4,096.84	\$0.00	\$7.16	Missions I L P
438 361 23 05	CND	2	0.03	0.50	0.0170	\$422.94	\$7.17	0.00	0.00	0.0000	\$4,096.84	\$0.00	\$7.16	Missions I L P
438 361 23 06	CND	2	0.03	0.50	0.0170	\$422.94	\$7.17	0.00	0.00	0.0000	\$4,096.84	\$0.00	\$7.16	Missions I L P
438 361 23 07	CND	2	0.03	0.50	0.0170	\$422.94	\$7.17	0.00	0.00	0.0000	\$4,096.84	\$0.00	\$7.16	Missions I L P
438 361 23 08	CND	2	0.03	0.50	0.0170	\$422.94	\$7.17	0.00	0.00	0.0000	\$4,096.84	\$0.00	\$7.16	Missions I L P
438 361 23 09	CND	2	0.03	0.50	0.0170	\$422.94	\$7.17	0.00	0.00	0.0000	\$4,096.84	\$0.00	\$7.16	Rocha Hugo&Cristina
438 361 23 10	CND	2	0.03	0.50	0.0170	\$422.94	\$7.17	0.00	0.00	0.0000	\$4,096.84	\$0.00	\$7.16	Missions I L P
438 361 23 11	CND	2	0.03	0.50	0.0170	\$422.94	\$7.17	0.00	0.00	0.0000	\$4,096.84	\$0.00	\$7.16	Missions I L P
438 361 23 12	CND	2	0.03	0.50	0.0170	\$422.94	\$7.17	0.00	0.00	0.0000	\$4,096.84	\$0.00	\$7.16	Missions I L P
438 361 23 13	CND	2	0.03	0.50	0.0170	\$422.94	\$7.17	0.00	0.00	0.0000	\$4,096.84	\$0.00	\$7.16	Missions I Lp
438 361 23 14	CND	2	0.03	0.50	0.0170	\$422.94	\$7.17	0.00	0.00	0.0000	\$4,096.84	\$0.00	\$7.16	Seiler Kristina N
438 361 23 15	CND	2	0.03	0.50	0.0170	\$422.94	\$7.17	0.00	0.00	0.0000	\$4,096.84	\$0.00	\$7.16	Missions I L P
438 361 23 16	CND	2	0.03	0.50	0.0170	\$422.94	\$7.17	0.00	0.00	0.0000	\$4,096.84	\$0.00	\$7.16	Missions I L P
438 361 23 17	CND	2	0.03	0.50	0.0170	\$422.94	\$7.17	0.00	0.00	0.0000	\$4,096.84	\$0.00	\$7.16	Missions I L P
438 361 23 18	CND	2	0.03	0.50	0.0170	\$422.94	\$7.17	0.00	0.00	0.0000	\$4,096.84	\$0.00	\$7.16	Missions1 L P

EXHIBIT C - Assessment Roll (Fiscal Year 2019)
First San Diego River Improvement Project Maintenance Assessment District

Parcel Number	Land Use ⁽¹⁾	Zone Number	Community Aesthetics Enhancement					Flood Control/Safety					FY 2019 ⁽³⁾ Assessment	Owner Name
			Net Area (Acres)	Zone Factor	EBA ⁽²⁾	Unit Cost	Assessment	Benefit Area (Acres)	Composite Benefit Factor	EBA ⁽²⁾	Unit Cost	Assessment		
438 361 23 19	CND	2	0.03	0.50	0.0170	\$422.94	\$7.17	0.00	0.00	0.0000	\$4,096.84	\$0.00	\$7.16	Tomsco Kenneth P&Pamela K Revocable Living Trus
438 361 23 20	CND	2	0.03	0.50	0.0170	\$422.94	\$7.17	0.00	0.00	0.0000	\$4,096.84	\$0.00	\$7.16	Missions I L P
438 361 23 21	CND	2	0.03	0.50	0.0170	\$422.94	\$7.17	0.00	0.00	0.0000	\$4,096.84	\$0.00	\$7.16	Missions I L P
438 361 23 22	CND	2	0.03	0.50	0.0170	\$422.94	\$7.17	0.00	0.00	0.0000	\$4,096.84	\$0.00	\$7.16	Missions I L P
438 361 23 23	CND	2	0.03	0.50	0.0170	\$422.94	\$7.17	0.00	0.00	0.0000	\$4,096.84	\$0.00	\$7.16	Omar Ahmed
438 361 23 24	CND	2	0.03	0.50	0.0170	\$422.94	\$7.17	0.00	0.00	0.0000	\$4,096.84	\$0.00	\$7.16	Missions I L P
438 361 23 25	CND	2	0.03	0.50	0.0170	\$422.94	\$7.17	0.00	0.00	0.0000	\$4,096.84	\$0.00	\$7.16	Missions I L P
438 361 23 26	CND	2	0.03	0.50	0.0170	\$422.94	\$7.17	0.00	0.00	0.0000	\$4,096.84	\$0.00	\$7.16	Missions I L P
438 361 23 27	CND	2	0.03	0.50	0.0170	\$422.94	\$7.17	0.00	0.00	0.0000	\$4,096.84	\$0.00	\$7.16	Missions I L P
438 361 23 28	CND	2	0.03	0.50	0.0170	\$422.94	\$7.17	0.00	0.00	0.0000	\$4,096.84	\$0.00	\$7.16	Missions I L P
438 361 23 29	CND	2	0.03	0.50	0.0170	\$422.94	\$7.17	0.00	0.00	0.0000	\$4,096.84	\$0.00	\$7.16	Sciacca Saverio&Theresa
438 361 23 30	CND	2	0.03	0.50	0.0170	\$422.94	\$7.17	0.00	0.00	0.0000	\$4,096.84	\$0.00	\$7.16	Schwartz Edward M
438 361 23 31	CND	2	0.03	0.50	0.0170	\$422.94	\$7.17	0.00	0.00	0.0000	\$4,096.84	\$0.00	\$7.16	Zarazua Lorena
438 361 23 32	CND	2	0.03	0.50	0.0170	\$422.94	\$7.17	0.00	0.00	0.0000	\$4,096.84	\$0.00	\$7.16	Missions I L P
438 361 23 33	CND	2	0.03	0.50	0.0170	\$422.94	\$7.17	0.00	0.00	0.0000	\$4,096.84	\$0.00	\$7.16	Missions I L P
438 361 23 34	CND	2	0.03	0.50	0.0170	\$422.94	\$7.17	0.00	0.00	0.0000	\$4,096.84	\$0.00	\$7.16	Schram Andy J&Niosha K
438 361 23 35	CND	2	0.03	0.50	0.0170	\$422.94	\$7.17	0.00	0.00	0.0000	\$4,096.84	\$0.00	\$7.16	Missions I L P
438 361 23 36	CND	2	0.03	0.50	0.0170	\$422.94	\$7.17	0.00	0.00	0.0000	\$4,096.84	\$0.00	\$7.16	Missions I L P
438 361 23 37	CND	2	0.03	0.50	0.0170	\$422.94	\$7.17	0.00	0.00	0.0000	\$4,096.84	\$0.00	\$7.16	Missions I L P
438 361 23 38	CND	2	0.03	0.50	0.0170	\$422.94	\$7.17	0.00	0.00	0.0000	\$4,096.84	\$0.00	\$7.16	Missions I L P
438 361 23 39	CND	2	0.03	0.50	0.0170	\$422.94	\$7.17	0.00	0.00	0.0000	\$4,096.84	\$0.00	\$7.16	Hyde William D&Marina
438 361 23 40	CND	2	0.03	0.50	0.0170	\$422.94	\$7.17	0.00	0.00	0.0000	\$4,096.84	\$0.00	\$7.16	Missions I L P
438 361 23 41	CND	2	0.03	0.50	0.0170	\$422.94	\$7.17	0.00	0.00	0.0000	\$4,096.84	\$0.00	\$7.16	Missions I L P
438 361 23 42	CND	2	0.03	0.50	0.0170	\$422.94	\$7.17	0.00	0.00	0.0000	\$4,096.84	\$0.00	\$7.16	Missions I L P
438 361 23 43	CND	2	0.03	0.50	0.0170	\$422.94	\$7.17	0.00	0.00	0.0000	\$4,096.84	\$0.00	\$7.16	Geib Eric M
438 361 23 44	CND	2	0.03	0.50	0.0170	\$422.94	\$7.17	0.00	0.00	0.0000	\$4,096.84	\$0.00	\$7.16	Murry Family Trust 08-12-99
438 361 23 45	CND	2	0.03	0.50	0.0170	\$422.94	\$7.17	0.00	0.00	0.0000	\$4,096.84	\$0.00	\$7.16	Missions I L P
438 361 23 46	CND	2	0.03	0.50	0.0170	\$422.94	\$7.17	0.00	0.00	0.0000	\$4,096.84	\$0.00	\$7.16	Miller Maren A
438 361 23 47	CND	2	0.03	0.50	0.0170	\$422.94	\$7.17	0.00	0.00	0.0000	\$4,096.84	\$0.00	\$7.16	Missions I L P
438 361 23 48	CND	2	0.03	0.50	0.0170	\$422.94	\$7.17	0.00	0.00	0.0000	\$4,096.84	\$0.00	\$7.16	Missions I L P
438 361 24 33	CND	2	0.03	0.50	0.0170	\$422.94	\$7.17	0.00	0.00	0.0000	\$4,096.84	\$0.00	\$7.16	Missions I L P
438 361 24 34	CND	2	0.03	0.50	0.0170	\$422.94	\$7.17	0.00	0.00	0.0000	\$4,096.84	\$0.00	\$7.16	Sepassi Reza&Malekniuzi Nahid
438 361 24 35	CND	2	0.03	0.50	0.0170	\$422.94	\$7.17	0.00	0.00	0.0000	\$4,096.84	\$0.00	\$7.16	Louthian Family 2006 Trust
438 361 24 36	CND	2	0.03	0.50	0.0170	\$422.94	\$7.17	0.00	0.00	0.0000	\$4,096.84	\$0.00	\$7.16	Missions I L P
438 361 24 37	CND	2	0.03	0.50	0.0170	\$422.94	\$7.17	0.00	0.00	0.0000	\$4,096.84	\$0.00	\$7.16	Roberts Brian
438 361 24 38	CND	2	0.03	0.50	0.0170	\$422.94	\$7.17	0.00	0.00	0.0000	\$4,096.84	\$0.00	\$7.16	Phillips Geneva
438 361 24 39	CND	2	0.03	0.50	0.0170	\$422.94	\$7.17	0.00	0.00	0.0000	\$4,096.84	\$0.00	\$7.16	Missions I L P
438 361 24 40	CND	2	0.03	0.50	0.0170	\$422.94	\$7.17	0.00	0.00	0.0000	\$4,096.84	\$0.00	\$7.16	Missions I L P
438 361 24 41	CND	2	0.03	0.50	0.0170	\$422.94	\$7.17	0.00	0.00	0.0000	\$4,096.84	\$0.00	\$7.16	Missions I L P
438 361 24 42	CND	2	0.03	0.50	0.0170	\$422.94	\$7.17	0.00	0.00	0.0000	\$4,096.84	\$0.00	\$7.16	Missions I L P
438 361 24 43	CND	2	0.03	0.50	0.0170	\$422.94	\$7.17	0.00	0.00	0.0000	\$4,096.84	\$0.00	\$7.16	Missions I L P
438 361 24 44	CND	2	0.03	0.50	0.0170	\$422.94	\$7.17	0.00	0.00	0.0000	\$4,096.84	\$0.00	\$7.16	Missions I L P
438 361 24 45	CND	2	0.03	0.50	0.0170	\$422.94	\$7.17	0.00	0.00	0.0000	\$4,096.84	\$0.00	\$7.16	Lucal Steven G
438 361 24 46	CND	2	0.03	0.50	0.0170	\$422.94	\$7.17	0.00	0.00	0.0000	\$4,096.84	\$0.00	\$7.16	Hsiao Jung Sung
438 361 24 47	CND	2	0.03	0.50	0.0170	\$422.94	\$7.17	0.00	0.00	0.0000	\$4,096.84	\$0.00	\$7.16	Missions I L P
438 361 24 48	CND	2	0.03	0.50	0.0170	\$422.94	\$7.17	0.00	0.00	0.0000	\$4,096.84	\$0.00	\$7.16	Missions I L P

EXHIBIT C - Assessment Roll (Fiscal Year 2019)
First San Diego River Improvement Project Maintenance Assessment District

Parcel Number	Land Use ⁽¹⁾	Zone Number	Community Aesthetics Enhancement					Flood Control/Safety					FY 2019 ⁽³⁾ Assessment	Owner Name
			Net Area (Acres)	Zone Factor	EBA ⁽²⁾	Unit Cost	Assessment	Benefit Area (Acres)	Composite Benefit Factor	EBA ⁽²⁾	Unit Cost	Assessment		
438 361 24 49	CND	2	0.03	0.50	0.0170	\$422.94	\$7.17	0.00	0.00	0.0000	\$4,096.84	\$0.00	\$7.16	Missions I L P
438 361 24 50	CND	2	0.03	0.50	0.0170	\$422.94	\$7.17	0.00	0.00	0.0000	\$4,096.84	\$0.00	\$7.16	Missions I L P
438 361 24 51	CND	2	0.03	0.50	0.0170	\$422.94	\$7.17	0.00	0.00	0.0000	\$4,096.84	\$0.00	\$7.16	Missions I L P
438 361 24 52	CND	2	0.03	0.50	0.0170	\$422.94	\$7.17	0.00	0.00	0.0000	\$4,096.84	\$0.00	\$7.16	Missions I L P
438 361 24 53	CND	2	0.03	0.50	0.0170	\$422.94	\$7.17	0.00	0.00	0.0000	\$4,096.84	\$0.00	\$7.16	Missions I L P
438 361 24 54	CND	2	0.03	0.50	0.0170	\$422.94	\$7.17	0.00	0.00	0.0000	\$4,096.84	\$0.00	\$7.16	Missions I L P
438 361 24 55	CND	2	0.03	0.50	0.0170	\$422.94	\$7.17	0.00	0.00	0.0000	\$4,096.84	\$0.00	\$7.16	Missions I L P
438 361 24 56	CND	2	0.03	0.50	0.0170	\$422.94	\$7.17	0.00	0.00	0.0000	\$4,096.84	\$0.00	\$7.16	Missions I L P
438 361 24 57	CND	2	0.03	0.50	0.0170	\$422.94	\$7.17	0.00	0.00	0.0000	\$4,096.84	\$0.00	\$7.16	Missions I L P
438 361 24 58	CND	2	0.03	0.50	0.0170	\$422.94	\$7.17	0.00	0.00	0.0000	\$4,096.84	\$0.00	\$7.16	Missions I L P
438 361 24 59	CND	2	0.03	0.50	0.0170	\$422.94	\$7.17	0.00	0.00	0.0000	\$4,096.84	\$0.00	\$7.16	Missions I L P
438 361 24 60	CND	2	0.03	0.50	0.0170	\$422.94	\$7.17	0.00	0.00	0.0000	\$4,096.84	\$0.00	\$7.16	Missions I L P
438 361 24 61	CND	2	0.03	0.50	0.0170	\$422.94	\$7.17	0.00	0.00	0.0000	\$4,096.84	\$0.00	\$7.16	Missions I L P
438 361 24 62	CND	2	0.03	0.50	0.0170	\$422.94	\$7.17	0.00	0.00	0.0000	\$4,096.84	\$0.00	\$7.16	Missions I L P
438 361 24 63	CND	2	0.03	0.50	0.0170	\$422.94	\$7.17	0.00	0.00	0.0000	\$4,096.84	\$0.00	\$7.16	Missions I L P
438 361 24 64	CND	2	0.03	0.50	0.0170	\$422.94	\$7.17	0.00	0.00	0.0000	\$4,096.84	\$0.00	\$7.16	Missions I L P
438 361 25 33	CND	2	0.03	0.50	0.0170	\$422.94	\$7.17	0.00	0.00	0.0000	\$4,096.84	\$0.00	\$7.16	Missions I L P
438 361 25 34	CND	2	0.03	0.50	0.0170	\$422.94	\$7.17	0.00	0.00	0.0000	\$4,096.84	\$0.00	\$7.16	Missions I L P
438 361 25 35	CND	2	0.03	0.50	0.0170	\$422.94	\$7.17	0.00	0.00	0.0000	\$4,096.84	\$0.00	\$7.16	Missions I L P
438 361 25 36	CND	2	0.03	0.50	0.0170	\$422.94	\$7.17	0.00	0.00	0.0000	\$4,096.84	\$0.00	\$7.16	Missions I L P
438 361 25 37	CND	2	0.03	0.50	0.0170	\$422.94	\$7.17	0.00	0.00	0.0000	\$4,096.84	\$0.00	\$7.16	Missions I L P
438 361 25 38	CND	2	0.03	0.50	0.0170	\$422.94	\$7.17	0.00	0.00	0.0000	\$4,096.84	\$0.00	\$7.16	Missions I L P
438 361 25 39	CND	2	0.03	0.50	0.0170	\$422.94	\$7.17	0.00	0.00	0.0000	\$4,096.84	\$0.00	\$7.16	Missions I L P
438 361 25 40	CND	2	0.03	0.50	0.0170	\$422.94	\$7.17	0.00	0.00	0.0000	\$4,096.84	\$0.00	\$7.16	Missions I L P
438 361 25 41	CND	2	0.03	0.50	0.0170	\$422.94	\$7.17	0.00	0.00	0.0000	\$4,096.84	\$0.00	\$7.16	Missions I L P
438 361 25 42	CND	2	0.03	0.50	0.0170	\$422.94	\$7.17	0.00	0.00	0.0000	\$4,096.84	\$0.00	\$7.16	Missions I L P
438 361 25 43	CND	2	0.03	0.50	0.0170	\$422.94	\$7.17	0.00	0.00	0.0000	\$4,096.84	\$0.00	\$7.16	Missions I L P
438 361 25 44	CND	2	0.03	0.50	0.0170	\$422.94	\$7.17	0.00	0.00	0.0000	\$4,096.84	\$0.00	\$7.16	Missions I L P
438 361 25 45	CND	2	0.03	0.50	0.0170	\$422.94	\$7.17	0.00	0.00	0.0000	\$4,096.84	\$0.00	\$7.16	Missions I L P
438 361 25 46	CND	2	0.03	0.50	0.0170	\$422.94	\$7.17	0.00	0.00	0.0000	\$4,096.84	\$0.00	\$7.16	Missions I L P
438 361 25 47	CND	2	0.03	0.50	0.0170	\$422.94	\$7.17	0.00	0.00	0.0000	\$4,096.84	\$0.00	\$7.16	Missions I L P
438 361 25 48	CND	2	0.03	0.50	0.0170	\$422.94	\$7.17	0.00	0.00	0.0000	\$4,096.84	\$0.00	\$7.16	Missions I L P
438 361 25 49	CND	2	0.03	0.50	0.0170	\$422.94	\$7.17	0.00	0.00	0.0000	\$4,096.84	\$0.00	\$7.16	Missions I L P
438 361 25 50	CND	2	0.03	0.50	0.0170	\$422.94	\$7.17	0.00	0.00	0.0000	\$4,096.84	\$0.00	\$7.16	Missions I L P
438 361 25 51	CND	2	0.03	0.50	0.0170	\$422.94	\$7.17	0.00	0.00	0.0000	\$4,096.84	\$0.00	\$7.16	Turgen Adele M Trust 01-18-94
438 361 25 52	CND	2	0.03	0.50	0.0170	\$422.94	\$7.17	0.00	0.00	0.0000	\$4,096.84	\$0.00	\$7.16	Missions I L P
438 361 25 53	CND	2	0.03	0.50	0.0170	\$422.94	\$7.17	0.00	0.00	0.0000	\$4,096.84	\$0.00	\$7.16	Missions I L P
438 361 25 54	CND	2	0.03	0.50	0.0170	\$422.94	\$7.17	0.00	0.00	0.0000	\$4,096.84	\$0.00	\$7.16	Myers James D&Diane K Revocable 1994 Trust 11-2
438 361 25 55	CND	2	0.03	0.50	0.0170	\$422.94	\$7.17	0.00	0.00	0.0000	\$4,096.84	\$0.00	\$7.16	Winer Family Living Trust 06-10-05
438 361 25 56	CND	2	0.03	0.50	0.0170	\$422.94	\$7.17	0.00	0.00	0.0000	\$4,096.84	\$0.00	\$7.16	Missions I L P
438 361 25 57	CND	2	0.03	0.50	0.0170	\$422.94	\$7.17	0.00	0.00	0.0000	\$4,096.84	\$0.00	\$7.16	Missions I L P
438 361 25 58	CND	2	0.03	0.50	0.0170	\$422.94	\$7.17	0.00	0.00	0.0000	\$4,096.84	\$0.00	\$7.16	Millers David T 2008 Trust 02-06-08
438 361 25 59	CND	2	0.03	0.50	0.0170	\$422.94	\$7.17	0.00	0.00	0.0000	\$4,096.84	\$0.00	\$7.16	Missions I L P
438 361 25 60	CND	2	0.03	0.50	0.0170	\$422.94	\$7.17	0.00	0.00	0.0000	\$4,096.84	\$0.00	\$7.16	Missions I L P
438 361 25 61	CND	2	0.03	0.50	0.0170	\$422.94	\$7.17	0.00	0.00	0.0000	\$4,096.84	\$0.00	\$7.16	Missions I L P
438 361 25 62	CND	2	0.03	0.50	0.0170	\$422.94	\$7.17	0.00	0.00	0.0000	\$4,096.84	\$0.00	\$7.16	Missions I L P

EXHIBIT C - Assessment Roll (Fiscal Year 2019)
First San Diego River Improvement Project Maintenance Assessment District

Parcel Number	Land Use ⁽¹⁾	Zone Number	Community Aesthetics Enhancement					Flood Control/Safety					FY 2019 ⁽³⁾ Assessment	Owner Name
			Net Area (Acres)	Zone Factor	EBA ⁽²⁾	Unit Cost	Assessment	Benefit Area (Acres)	Composite Benefit Factor	EBA ⁽²⁾	Unit Cost	Assessment		
438 361 25 63	CND	2	0.03	0.50	0.0170	\$422.94	\$7.17	0.00	0.00	0.0000	\$4,096.84	\$0.00	\$7.16	Missions I L P
438 361 25 64	CND	2	0.03	0.50	0.0170	\$422.94	\$7.17	0.00	0.00	0.0000	\$4,096.84	\$0.00	\$7.16	Missions I L P
438 361 27 00	MFR	2	5.43	0.50	2.7138	\$422.94	\$1,147.77	0.00	0.00	0.0000	\$4,096.84	\$0.00	\$1,147.76	Missions II L P
438 362 03 01	CND	1	0.03	1.00	0.0300	\$422.94	\$12.69	0.03	0.28	0.0074	\$4,096.84	\$30.51	\$43.20	Benitez Reginald G&Gladys G
438 362 03 02	CND	1	0.03	1.00	0.0300	\$422.94	\$12.69	0.03	0.28	0.0074	\$4,096.84	\$30.51	\$43.20	Trujillo Esteban&Shireen
438 362 03 03	CND	1	0.03	1.00	0.0300	\$422.94	\$12.69	0.03	0.28	0.0074	\$4,096.84	\$30.51	\$43.20	Warrington Todd&Nancy
438 362 03 04	CND	1	0.03	1.00	0.0300	\$422.94	\$12.69	0.03	0.28	0.0074	\$4,096.84	\$30.51	\$43.20	Scholz Neil&Jennifer 2010 Family Trust 03-30-16
438 362 03 05	CND	1	0.03	1.00	0.0300	\$422.94	\$12.69	0.03	0.28	0.0074	\$4,096.84	\$30.51	\$43.20	Bradley Scott M&Jacqueline
438 362 03 06	CND	1	0.03	1.00	0.0300	\$422.94	\$12.69	0.03	0.28	0.0074	\$4,096.84	\$30.51	\$43.20	Collins Trista R
438 362 03 07	CND	1	0.03	1.00	0.0300	\$422.94	\$12.69	0.03	0.28	0.0074	\$4,096.84	\$30.51	\$43.20	Currence Aaron
438 362 03 08	CND	1	0.03	1.00	0.0300	\$422.94	\$12.69	0.03	0.28	0.0074	\$4,096.84	\$30.51	\$43.20	A B A Trust 12-10-07
438 362 03 09	CND	1	0.03	1.00	0.0300	\$422.94	\$12.69	0.03	0.28	0.0074	\$4,096.84	\$30.51	\$43.20	Huang Shu
438 362 03 10	CND	1	0.03	1.00	0.0300	\$422.94	\$12.69	0.03	0.28	0.0074	\$4,096.84	\$30.51	\$43.20	Bragg Marva Revocable Trust 02-18-16
438 362 03 11	CND	1	0.03	1.00	0.0300	\$422.94	\$12.69	0.03	0.28	0.0074	\$4,096.84	\$30.51	\$43.20	Willkie Family Trust 05-04-00
438 362 03 12	CND	1	0.03	1.00	0.0300	\$422.94	\$12.69	0.03	0.28	0.0074	\$4,096.84	\$30.51	\$43.20	Hankla Jonathan
438 362 03 13	CND	1	0.03	1.00	0.0300	\$422.94	\$12.69	0.03	0.28	0.0074	\$4,096.84	\$30.51	\$43.20	Germano Joanne
438 362 03 14	CND	1	0.03	1.00	0.0300	\$422.94	\$12.69	0.03	0.28	0.0074	\$4,096.84	\$30.51	\$43.20	Shahidi Behzad
438 362 03 15	CND	1	0.03	1.00	0.0300	\$422.94	\$12.69	0.03	0.28	0.0074	\$4,096.84	\$30.51	\$43.20	Kohneh Ali H M
438 362 03 16	CND	1	0.03	1.00	0.0300	\$422.94	\$12.69	0.03	0.28	0.0074	\$4,096.84	\$30.51	\$43.20	B A L Investments L L C
438 362 03 17	CND	1	0.03	1.00	0.0300	\$422.94	\$12.69	0.03	0.28	0.0074	\$4,096.84	\$30.51	\$43.20	Canaan Christopher
438 362 03 18	CND	1	0.03	1.00	0.0300	\$422.94	\$12.69	0.03	0.28	0.0074	\$4,096.84	\$30.51	\$43.20	Pagni Sandra J Trust 08-10-06
438 362 03 19	CND	1	0.03	1.00	0.0300	\$422.94	\$12.69	0.03	0.28	0.0074	\$4,096.84	\$30.51	\$43.20	Ruiz Anjanette A
438 362 03 20	CND	1	0.03	1.00	0.0300	\$422.94	\$12.69	0.03	0.28	0.0074	\$4,096.84	\$30.51	\$43.20	Kilpatrick George M&Bruce-Lyle Desiree A
438 362 03 21	CND	1	0.03	1.00	0.0300	\$422.94	\$12.69	0.03	0.28	0.0074	\$4,096.84	\$30.51	\$43.20	Chumbley Christopher
438 362 03 22	CND	1	0.03	1.00	0.0300	\$422.94	\$12.69	0.03	0.28	0.0074	\$4,096.84	\$30.51	\$43.20	Sanchez Louis M
438 362 03 23	CND	1	0.03	1.00	0.0300	\$422.94	\$12.69	0.03	0.28	0.0074	\$4,096.84	\$30.51	\$43.20	Lo Bruce W&Ruth S
438 362 03 24	CND	1	0.03	1.00	0.0300	\$422.94	\$12.69	0.03	0.28	0.0074	\$4,096.84	\$30.51	\$43.20	Kosaraju Eswara C&Bade Supriya
438 362 03 25	CND	1	0.03	1.00	0.0300	\$422.94	\$12.69	0.03	0.28	0.0074	\$4,096.84	\$30.51	\$43.20	Yockim George&Mary Living 2005 Trust 12-01-05
438 362 03 26	CND	1	0.03	1.00	0.0300	\$422.94	\$12.69	0.03	0.28	0.0074	\$4,096.84	\$30.51	\$43.20	Bonslaver Christi
438 362 03 27	CND	1	0.03	1.00	0.0300	\$422.94	\$12.69	0.03	0.28	0.0074	\$4,096.84	\$30.51	\$43.20	Moreland Scott A&Kendall A
438 362 03 28	CND	1	0.03	1.00	0.0300	\$422.94	\$12.69	0.03	0.28	0.0074	\$4,096.84	\$30.51	\$43.20	Ryan Patrick W
438 362 03 29	CND	1	0.03	1.00	0.0300	\$422.94	\$12.69	0.03	0.28	0.0074	\$4,096.84	\$30.51	\$43.20	Costante Anthony
438 362 03 30	CND	1	0.03	1.00	0.0300	\$422.94	\$12.69	0.03	0.28	0.0074	\$4,096.84	\$30.51	\$43.20	Morris Marcia C
438 362 03 31	CND	1	0.03	1.00	0.0300	\$422.94	\$12.69	0.03	0.28	0.0074	\$4,096.84	\$30.51	\$43.20	Henderson Joe C
438 362 03 32	CND	1	0.03	1.00	0.0300	\$422.94	\$12.69	0.03	0.28	0.0074	\$4,096.84	\$30.51	\$43.20	Marshall Timothy J&Catherine C
438 362 03 33	CND	1	0.03	1.00	0.0300	\$422.94	\$12.69	0.03	0.28	0.0074	\$4,096.84	\$30.51	\$43.20	Carpio David
438 362 03 34	CND	1	0.03	1.00	0.0300	\$422.94	\$12.69	0.03	0.28	0.0074	\$4,096.84	\$30.51	\$43.20	Kirschenmann Dennis A&Debra L
438 362 03 35	CND	1	0.03	1.00	0.0300	\$422.94	\$12.69	0.03	0.28	0.0074	\$4,096.84	\$30.51	\$43.20	Briebesca Andrea L
438 362 03 36	CND	1	0.03	1.00	0.0300	\$422.94	\$12.69	0.03	0.28	0.0074	\$4,096.84	\$30.51	\$43.20	Galvez Eric A
438 362 03 37	CND	1	0.03	1.00	0.0300	\$422.94	\$12.69	0.03	0.28	0.0074	\$4,096.84	\$30.51	\$43.20	Garcia Juan C
438 362 03 38	CND	1	0.03	1.00	0.0300	\$422.94	\$12.69	0.03	0.28	0.0074	\$4,096.84	\$30.51	\$43.20	Bastien Rochelle T
438 362 03 39	CND	1	0.03	1.00	0.0300	\$422.94	\$12.69	0.03	0.28	0.0074	\$4,096.84	\$30.51	\$43.20	Resch John A&Linda D Survivors Family Trust 05-13
438 362 03 40	CND	1	0.03	1.00	0.0300	\$422.94	\$12.69	0.03	0.28	0.0074	\$4,096.84	\$30.51	\$43.20	Leeney Michael F
438 362 03 41	CND	1	0.03	1.00	0.0300	\$422.94	\$12.69	0.03	0.28	0.0074	\$4,096.84	\$30.51	\$43.20	Miyajima Family Revocable Living Trust 12-04-91
438 362 03 42	CND	1	0.03	1.00	0.0300	\$422.94	\$12.69	0.03	0.28	0.0074	\$4,096.84	\$30.51	\$43.20	Quinn Bellamy Family Trust 05-12-2000
438 362 03 43	CND	1	0.03	1.00	0.0300	\$422.94	\$12.69	0.03	0.28	0.0074	\$4,096.84	\$30.51	\$43.20	Hobbs Guy S

EXHIBIT C - Assessment Roll (Fiscal Year 2019)
First San Diego River Improvement Project Maintenance Assessment District

Parcel Number	Land Use ⁽¹⁾	Zone Number	Community Aesthetics Enhancement					Flood Control/Safety					FY 2019 ⁽³⁾ Assessment	Owner Name
			Net Area (Acres)	Zone Factor	EBA ⁽²⁾	Unit Cost	Assessment	Benefit Area (Acres)	Composite Benefit Factor	EBA ⁽²⁾	Unit Cost	Assessment		
438 362 03 44	CND	1	0.03	1.00	0.0300	\$422.94	\$12.69	0.03	0.28	0.0074	\$4,096.84	\$30.51	\$43.20	Schmidt Lars
438 362 03 45	CND	1	0.03	1.00	0.0300	\$422.94	\$12.69	0.03	0.28	0.0074	\$4,096.84	\$30.51	\$43.20	Eckard Bruce M&Elena Living Trust 11-18-16
438 362 03 46	CND	1	0.03	1.00	0.0300	\$422.94	\$12.69	0.03	0.28	0.0074	\$4,096.84	\$30.51	\$43.20	Houshmand Ahmad&Wilcox Sandra L
438 362 03 47	CND	1	0.03	1.00	0.0300	\$422.94	\$12.69	0.03	0.28	0.0074	\$4,096.84	\$30.51	\$43.20	Brown Allison
438 362 03 48	CND	1	0.03	1.00	0.0300	\$422.94	\$12.69	0.03	0.28	0.0074	\$4,096.84	\$30.51	\$43.20	Germales Stephen P&Cari J
438 362 03 49	CND	1	0.03	1.00	0.0300	\$422.94	\$12.69	0.03	0.28	0.0074	\$4,096.84	\$30.51	\$43.20	Vasquez-Potter Fariya L
438 362 03 50	CND	1	0.03	1.00	0.0300	\$422.94	\$12.69	0.03	0.28	0.0074	\$4,096.84	\$30.51	\$43.20	Hamister Philip C
438 362 03 51	CND	1	0.03	1.00	0.0300	\$422.94	\$12.69	0.03	0.28	0.0074	\$4,096.84	\$30.51	\$43.20	Hoskinson Lauren A
438 362 03 52	CND	1	0.03	1.00	0.0300	\$422.94	\$12.69	0.03	0.28	0.0074	\$4,096.84	\$30.51	\$43.20	Ferguson Josephine O
438 362 03 53	CND	1	0.03	1.00	0.0300	\$422.94	\$12.69	0.03	0.28	0.0074	\$4,096.84	\$30.51	\$43.20	Murrell Michael K
438 362 03 54	CND	1	0.03	1.00	0.0300	\$422.94	\$12.69	0.03	0.28	0.0074	\$4,096.84	\$30.51	\$43.20	Ostrander David C&Norwati
438 362 03 55	CND	1	0.03	1.00	0.0300	\$422.94	\$12.69	0.03	0.28	0.0074	\$4,096.84	\$30.51	\$43.20	Dooley Kevin L&Ashlee D
438 362 03 56	CND	1	0.03	1.00	0.0300	\$422.94	\$12.69	0.03	0.28	0.0074	\$4,096.84	\$30.51	\$43.20	Cool Jay M
438 362 03 57	CND	1	0.03	1.00	0.0300	\$422.94	\$12.69	0.03	0.28	0.0074	\$4,096.84	\$30.51	\$43.20	Morales Family Revocable Trust 05-27-05
438 362 03 58	CND	1	0.03	1.00	0.0300	\$422.94	\$12.69	0.03	0.28	0.0074	\$4,096.84	\$30.51	\$43.20	Chuba Jason A
438 362 03 59	CND	1	0.03	1.00	0.0300	\$422.94	\$12.69	0.03	0.28	0.0074	\$4,096.84	\$30.51	\$43.20	Regalado Elaine
438 362 03 60	CND	1	0.03	1.00	0.0300	\$422.94	\$12.69	0.03	0.28	0.0074	\$4,096.84	\$30.51	\$43.20	Lee Choo Seng
438 362 04 01	CND	1	0.03	1.00	0.0300	\$422.94	\$12.69	0.03	0.28	0.0074	\$4,096.84	\$30.51	\$43.20	Forg Patricia L
438 362 04 02	CND	1	0.03	1.00	0.0300	\$422.94	\$12.69	0.03	0.28	0.0074	\$4,096.84	\$30.51	\$43.20	2020 Camino De La Reina Llc
438 362 04 03	CND	1	0.03	1.00	0.0300	\$422.94	\$12.69	0.03	0.28	0.0074	\$4,096.84	\$30.51	\$43.20	Dahl Kyle
438 362 04 04	CND	1	0.03	1.00	0.0300	\$422.94	\$12.69	0.03	0.28	0.0074	\$4,096.84	\$30.51	\$43.20	Perez Miguel A
438 362 04 05	CND	1	0.03	1.00	0.0300	\$422.94	\$12.69	0.03	0.28	0.0074	\$4,096.84	\$30.51	\$43.20	Podgorski Theresa A
438 362 04 06	CND	1	0.03	1.00	0.0300	\$422.94	\$12.69	0.03	0.28	0.0074	\$4,096.84	\$30.51	\$43.20	Teng Weden
438 362 04 07	CND	1	0.03	1.00	0.0300	\$422.94	\$12.69	0.03	0.28	0.0074	\$4,096.84	\$30.51	\$43.20	Aleisa Hazem
438 362 04 08	CND	1	0.03	1.00	0.0300	\$422.94	\$12.69	0.03	0.28	0.0074	\$4,096.84	\$30.51	\$43.20	Luko Jeffrey S
438 362 04 09	CND	1	0.03	1.00	0.0300	\$422.94	\$12.69	0.03	0.28	0.0074	\$4,096.84	\$30.51	\$43.20	Huzyak Michael J
438 362 04 10	CND	1	0.03	1.00	0.0300	\$422.94	\$12.69	0.03	0.28	0.0074	\$4,096.84	\$30.51	\$43.20	Sangster Ryan
438 362 04 11	CND	1	0.03	1.00	0.0300	\$422.94	\$12.69	0.03	0.28	0.0074	\$4,096.84	\$30.51	\$43.20	Alvarenga Josephine M Trust 08-01-05
438 362 04 12	CND	1	0.03	1.00	0.0300	\$422.94	\$12.69	0.03	0.28	0.0074	\$4,096.84	\$30.51	\$43.20	Parron Maximilian T
438 362 04 13	CND	1	0.03	1.00	0.0300	\$422.94	\$12.69	0.03	0.28	0.0074	\$4,096.84	\$30.51	\$43.20	Vattuone John J Revocable Trust 08-19-96
438 362 04 14	CND	1	0.03	1.00	0.0300	\$422.94	\$12.69	0.03	0.28	0.0074	\$4,096.84	\$30.51	\$43.20	Lau Family Trust 06-12-15
438 362 04 15	CND	1	0.03	1.00	0.0300	\$422.94	\$12.69	0.03	0.28	0.0074	\$4,096.84	\$30.51	\$43.20	Morgan Meko E
438 362 04 16	CND	1	0.03	1.00	0.0300	\$422.94	\$12.69	0.03	0.28	0.0074	\$4,096.84	\$30.51	\$43.20	Stilson Kameron&Mckenzie
438 362 04 17	CND	1	0.03	1.00	0.0300	\$422.94	\$12.69	0.03	0.28	0.0074	\$4,096.84	\$30.51	\$43.20	Trujillo Michelle T Trust 06-30-11
438 362 04 18	CND	1	0.03	1.00	0.0300	\$422.94	\$12.69	0.03	0.28	0.0074	\$4,096.84	\$30.51	\$43.20	Naik Meenal Gandhi
438 362 04 19	CND	1	0.03	1.00	0.0300	\$422.94	\$12.69	0.03	0.28	0.0074	\$4,096.84	\$30.51	\$43.20	Keller Kevin&Linda
438 362 04 20	CND	1	0.03	1.00	0.0300	\$422.94	\$12.69	0.03	0.28	0.0074	\$4,096.84	\$30.51	\$43.20	Smith Trevor Yoshio Living Trust 08-18-17
438 362 04 21	CND	1	0.03	1.00	0.0300	\$422.94	\$12.69	0.03	0.28	0.0074	\$4,096.84	\$30.51	\$43.20	Chang Edward R
438 362 04 22	CND	1	0.03	1.00	0.0300	\$422.94	\$12.69	0.03	0.28	0.0074	\$4,096.84	\$30.51	\$43.20	Dearing Winford&Theresa
438 362 04 23	CND	1	0.03	1.00	0.0300	\$422.94	\$12.69	0.03	0.28	0.0074	\$4,096.84	\$30.51	\$43.20	Robertson Scott A
438 362 04 24	CND	1	0.03	1.00	0.0300	\$422.94	\$12.69	0.03	0.28	0.0074	\$4,096.84	\$30.51	\$43.20	Johnson Alexander E
438 362 04 25	CND	1	0.03	1.00	0.0300	\$422.94	\$12.69	0.03	0.28	0.0074	\$4,096.84	\$30.51	\$43.20	Schreiber Deborah L
438 362 04 26	CND	1	0.03	1.00	0.0300	\$422.94	\$12.69	0.03	0.28	0.0074	\$4,096.84	\$30.51	\$43.20	Boras Branka
438 362 04 27	CND	1	0.03	1.00	0.0300	\$422.94	\$12.69	0.03	0.28	0.0074	\$4,096.84	\$30.51	\$43.20	Horstman Revocable Living Trust 07-20-04
438 362 04 28	CND	1	0.03	1.00	0.0300	\$422.94	\$12.69	0.03	0.28	0.0074	\$4,096.84	\$30.51	\$43.20	Pioquinto Valentin M&Revelyn A
438 362 04 29	CND	1	0.03	1.00	0.0300	\$422.94	\$12.69	0.03	0.28	0.0074	\$4,096.84	\$30.51	\$43.20	Mendivil Michelle

EXHIBIT C - Assessment Roll (Fiscal Year 2019)
First San Diego River Improvement Project Maintenance Assessment District

Parcel Number	Land Use ⁽¹⁾	Zone Number	Community Aesthetics Enhancement					Flood Control/Safety					FY 2019 ⁽³⁾ Assessment	Owner Name
			Net Area (Acres)	Zone Factor	EBA ⁽²⁾	Unit Cost	Assessment	Benefit Area (Acres)	Composite Benefit Factor	EBA ⁽²⁾	Unit Cost	Assessment		
438 362 04 30	CND	1	0.03	1.00	0.0300	\$422.94	\$12.69	0.03	0.28	0.0074	\$4,096.84	\$30.51	\$43.20	Pulido Lilia
438 362 04 31	CND	1	0.03	1.00	0.0300	\$422.94	\$12.69	0.03	0.28	0.0074	\$4,096.84	\$30.51	\$43.20	Lemon Christopher H
438 362 04 32	CND	1	0.03	1.00	0.0300	\$422.94	\$12.69	0.03	0.28	0.0074	\$4,096.84	\$30.51	\$43.20	Marvich Family Trust 07-15-14
438 362 04 33	CND	1	0.03	1.00	0.0300	\$422.94	\$12.69	0.03	0.28	0.0074	\$4,096.84	\$30.51	\$43.20	Metzger Ann H Trust 12-04-89
438 362 04 34	CND	1	0.03	1.00	0.0300	\$422.94	\$12.69	0.03	0.28	0.0074	\$4,096.84	\$30.51	\$43.20	Alsaleh Mohammad J Revocable Living Trust 03-01-
438 362 04 35	CND	1	0.03	1.00	0.0300	\$422.94	\$12.69	0.03	0.28	0.0074	\$4,096.84	\$30.51	\$43.20	Lau Family Trust 06-12-15
438 362 04 36	CND	1	0.03	1.00	0.0300	\$422.94	\$12.69	0.03	0.28	0.0074	\$4,096.84	\$30.51	\$43.20	Nelson James D
438 362 04 37	CND	1	0.03	1.00	0.0300	\$422.94	\$12.69	0.03	0.28	0.0074	\$4,096.84	\$30.51	\$43.20	Donner William T
438 362 04 38	CND	1	0.03	1.00	0.0300	\$422.94	\$12.69	0.03	0.28	0.0074	\$4,096.84	\$30.51	\$43.20	Katungi Nathan
438 362 04 39	CND	1	0.03	1.00	0.0300	\$422.94	\$12.69	0.03	0.28	0.0074	\$4,096.84	\$30.51	\$43.20	Pit Family Living Trust 06-19-17
438 362 04 40	CND	1	0.03	1.00	0.0300	\$422.94	\$12.69	0.03	0.28	0.0074	\$4,096.84	\$30.51	\$43.20	Marks Miller M
438 362 04 41	CND	1	0.03	1.00	0.0300	\$422.94	\$12.69	0.03	0.28	0.0074	\$4,096.84	\$30.51	\$43.20	Ren Yifei&Zhu Haoyang
438 362 04 42	CND	1	0.03	1.00	0.0300	\$422.94	\$12.69	0.03	0.28	0.0074	\$4,096.84	\$30.51	\$43.20	Sutherland Eric
438 362 04 43	CND	1	0.03	1.00	0.0300	\$422.94	\$12.69	0.03	0.28	0.0074	\$4,096.84	\$30.51	\$43.20	Head Dale A&Tami E
438 362 04 44	CND	1	0.03	1.00	0.0300	\$422.94	\$12.69	0.03	0.28	0.0074	\$4,096.84	\$30.51	\$43.20	Rosenzweig Paul O&Cynthia S
438 362 04 45	CND	1	0.03	1.00	0.0300	\$422.94	\$12.69	0.03	0.28	0.0074	\$4,096.84	\$30.51	\$43.20	Ruvalcaba Cristian X
438 362 04 46	CND	1	0.03	1.00	0.0300	\$422.94	\$12.69	0.03	0.28	0.0074	\$4,096.84	\$30.51	\$43.20	Johnson Michael W&Ravin Dawn A
438 362 04 47	CND	1	0.03	1.00	0.0300	\$422.94	\$12.69	0.03	0.28	0.0074	\$4,096.84	\$30.51	\$43.20	Sonne Family Trust 02-07-03
438 362 04 48	CND	1	0.03	1.00	0.0300	\$422.94	\$12.69	0.03	0.28	0.0074	\$4,096.84	\$30.51	\$43.20	Seastrom Valerie G
438 362 04 49	CND	1	0.03	1.00	0.0300	\$422.94	\$12.69	0.03	0.28	0.0074	\$4,096.84	\$30.51	\$43.20	Nieto Yvonne L
438 362 04 50	CND	1	0.03	1.00	0.0300	\$422.94	\$12.69	0.03	0.28	0.0074	\$4,096.84	\$30.51	\$43.20	Korzuch Family Trust 04-18-03
438 362 04 51	CND	1	0.03	1.00	0.0300	\$422.94	\$12.69	0.03	0.28	0.0074	\$4,096.84	\$30.51	\$43.20	Ushio Mieko
438 362 04 52	CND	1	0.03	1.00	0.0300	\$422.94	\$12.69	0.03	0.28	0.0074	\$4,096.84	\$30.51	\$43.20	Herbert Jonathan J
438 362 04 53	CND	1	0.03	1.00	0.0300	\$422.94	\$12.69	0.03	0.28	0.0074	\$4,096.84	\$30.51	\$43.20	Aquiningoc Joseph D
438 362 04 54	CND	1	0.03	1.00	0.0300	\$422.94	\$12.69	0.03	0.28	0.0074	\$4,096.84	\$30.51	\$43.20	Denaro John R&Susan
438 362 04 55	CND	1	0.03	1.00	0.0300	\$422.94	\$12.69	0.03	0.28	0.0074	\$4,096.84	\$30.51	\$43.20	Boscia Trust 06-15-04
438 362 04 56	CND	1	0.03	1.00	0.0300	\$422.94	\$12.69	0.03	0.28	0.0074	\$4,096.84	\$30.51	\$43.20	Burns Bruce
438 362 04 57	CND	1	0.03	1.00	0.0300	\$422.94	\$12.69	0.03	0.28	0.0074	\$4,096.84	\$30.51	\$43.20	Salven James&Lorraine
438 362 04 58	CND	1	0.03	1.00	0.0300	\$422.94	\$12.69	0.03	0.28	0.0074	\$4,096.84	\$30.51	\$43.20	Telfort Roderson N Jr
438 362 04 59	CND	1	0.03	1.00	0.0300	\$422.94	\$12.69	0.03	0.28	0.0074	\$4,096.84	\$30.51	\$43.20	Hanes Ernest M
438 362 05 01	CND	1	0.03	1.00	0.0300	\$422.94	\$12.69	0.03	0.28	0.0074	\$4,096.84	\$30.51	\$43.20	Truffa Pauline A 2006 Trust 07-31-06
438 362 05 02	CND	1	0.03	1.00	0.0300	\$422.94	\$12.69	0.03	0.28	0.0074	\$4,096.84	\$30.51	\$43.20	Ronge John C
438 362 05 03	CND	1	0.03	1.00	0.0300	\$422.94	\$12.69	0.03	0.28	0.0074	\$4,096.84	\$30.51	\$43.20	Pilgrim Phyllis Trust 11-18-09
438 362 05 04	CND	1	0.03	1.00	0.0300	\$422.94	\$12.69	0.03	0.28	0.0074	\$4,096.84	\$30.51	\$43.20	Rochino Amy M&Geraldine N
438 362 05 05	CND	1	0.03	1.00	0.0300	\$422.94	\$12.69	0.03	0.28	0.0074	\$4,096.84	\$30.51	\$43.20	Muto Devon G
438 362 05 06	CND	1	0.03	1.00	0.0300	\$422.94	\$12.69	0.03	0.28	0.0074	\$4,096.84	\$30.51	\$43.20	Eisenberg Erika P
438 362 05 07	CND	1	0.03	1.00	0.0300	\$422.94	\$12.69	0.03	0.28	0.0074	\$4,096.84	\$30.51	\$43.20	Davey Kristen
438 362 05 08	CND	1	0.03	1.00	0.0300	\$422.94	\$12.69	0.03	0.28	0.0074	\$4,096.84	\$30.51	\$43.20	Walsh John D&Prudence J
438 362 05 09	CND	1	0.03	1.00	0.0300	\$422.94	\$12.69	0.03	0.28	0.0074	\$4,096.84	\$30.51	\$43.20	Lifa Tanya
438 362 05 10	CND	1	0.03	1.00	0.0300	\$422.94	\$12.69	0.03	0.28	0.0074	\$4,096.84	\$30.51	\$43.20	Macdonald Mark A&Sabrina M <Dd>
438 362 05 11	CND	1	0.03	1.00	0.0300	\$422.94	\$12.69	0.03	0.28	0.0074	\$4,096.84	\$30.51	\$43.20	Ktait Hasan
438 362 05 12	CND	1	0.03	1.00	0.0300	\$422.94	\$12.69	0.03	0.28	0.0074	\$4,096.84	\$30.51	\$43.20	Smith Kevin&Jill
438 362 05 13	CND	1	0.03	1.00	0.0300	\$422.94	\$12.69	0.03	0.28	0.0074	\$4,096.84	\$30.51	\$43.20	J M Burkhardt Family Limited Partnership
438 362 05 14	CND	1	0.03	1.00	0.0300	\$422.94	\$12.69	0.03	0.28	0.0074	\$4,096.84	\$30.51	\$43.20	Lopez Paul J
438 362 05 15	CND	1	0.03	1.00	0.0300	\$422.94	\$12.69	0.03	0.28	0.0074	\$4,096.84	\$30.51	\$43.20	Zangara Ryan S
438 362 05 16	CND	1	0.03	1.00	0.0300	\$422.94	\$12.69	0.03	0.28	0.0074	\$4,096.84	\$30.51	\$43.20	Eshelman Devin&Sakti Chandra

EXHIBIT C - Assessment Roll (Fiscal Year 2019)
First San Diego River Improvement Project Maintenance Assessment District

Parcel Number	Land Use ⁽¹⁾	Zone Number	Community Aesthetics Enhancement					Flood Control/Safety					FY 2019 ⁽³⁾ Assessment	Owner Name
			Net Area (Acres)	Zone Factor	EBA ⁽²⁾	Unit Cost	Assessment	Benefit Area (Acres)	Composite Benefit Factor	EBA ⁽²⁾	Unit Cost	Assessment		
438 362 05 17	CND	1	0.03	1.00	0.0300	\$422.94	\$12.69	0.03	0.28	0.0074	\$4,096.84	\$30.51	\$43.20	Pornan Donald
438 362 05 18	CND	1	0.03	1.00	0.0300	\$422.94	\$12.69	0.03	0.28	0.0074	\$4,096.84	\$30.51	\$43.20	Lifa Ellen
438 362 05 19	CND	1	0.03	1.00	0.0300	\$422.94	\$12.69	0.03	0.28	0.0074	\$4,096.84	\$30.51	\$43.20	Alamar Ali G&Zahraa
438 362 05 20	CND	1	0.03	1.00	0.0300	\$422.94	\$12.69	0.03	0.28	0.0074	\$4,096.84	\$30.51	\$43.20	Jusko Joseph&Shelley 2006 Revocable Trust 06-23-0
438 362 05 21	CND	1	0.03	1.00	0.0300	\$422.94	\$12.69	0.03	0.28	0.0074	\$4,096.84	\$30.51	\$43.20	Tynes Shirley L Trust 04-19-00
438 362 05 22	CND	1	0.03	1.00	0.0300	\$422.94	\$12.69	0.03	0.28	0.0074	\$4,096.84	\$30.51	\$43.20	Mix Lizette A M C
438 362 05 23	CND	1	0.03	1.00	0.0300	\$422.94	\$12.69	0.03	0.28	0.0074	\$4,096.84	\$30.51	\$43.20	Tennison Mark
438 362 05 24	CND	1	0.03	1.00	0.0300	\$422.94	\$12.69	0.03	0.28	0.0074	\$4,096.84	\$30.51	\$43.20	Rukas Terrence W
438 362 05 25	CND	1	0.03	1.00	0.0300	\$422.94	\$12.69	0.03	0.28	0.0074	\$4,096.84	\$30.51	\$43.20	Levin Nicole
438 362 05 26	CND	1	0.03	1.00	0.0300	\$422.94	\$12.69	0.03	0.28	0.0074	\$4,096.84	\$30.51	\$43.20	Meza Daniel F
438 362 05 27	CND	1	0.03	1.00	0.0300	\$422.94	\$12.69	0.03	0.28	0.0074	\$4,096.84	\$30.51	\$43.20	Wolf Jeffrey M
438 362 05 28	CND	1	0.03	1.00	0.0300	\$422.94	\$12.69	0.03	0.28	0.0074	\$4,096.84	\$30.51	\$43.20	Mostofian Eimaneh Trust
438 362 05 29	CND	1	0.03	1.00	0.0300	\$422.94	\$12.69	0.03	0.28	0.0074	\$4,096.84	\$30.51	\$43.20	Cline Brian R
438 362 05 30	CND	1	0.03	1.00	0.0300	\$422.94	\$12.69	0.03	0.28	0.0074	\$4,096.84	\$30.51	\$43.20	Marcais Miriam
438 362 05 31	CND	1	0.03	1.00	0.0300	\$422.94	\$12.69	0.03	0.28	0.0074	\$4,096.84	\$30.51	\$43.20	Gonzales Manuel&Eleanor M
438 362 05 32	CND	1	0.03	1.00	0.0300	\$422.94	\$12.69	0.03	0.28	0.0074	\$4,096.84	\$30.51	\$43.20	Miller Family Living Trust 09-01-17
438 362 05 33	CND	1	0.03	1.00	0.0300	\$422.94	\$12.69	0.03	0.28	0.0074	\$4,096.84	\$30.51	\$43.20	Mccloskey 1989 Trust 11-28-89
438 362 05 34	CND	1	0.03	1.00	0.0300	\$422.94	\$12.69	0.03	0.28	0.0074	\$4,096.84	\$30.51	\$43.20	Barra Family Trust 07-28-11
438 362 05 35	CND	1	0.03	1.00	0.0300	\$422.94	\$12.69	0.03	0.28	0.0074	\$4,096.84	\$30.51	\$43.20	Aranha Robert S&Heather S
438 362 05 36	CND	1	0.03	1.00	0.0300	\$422.94	\$12.69	0.03	0.28	0.0074	\$4,096.84	\$30.51	\$43.20	Le Hiep
438 362 05 37	CND	1	0.03	1.00	0.0300	\$422.94	\$12.69	0.03	0.28	0.0074	\$4,096.84	\$30.51	\$43.20	Oleary Paul K&Evelyn R
438 362 05 38	CND	1	0.03	1.00	0.0300	\$422.94	\$12.69	0.03	0.28	0.0074	\$4,096.84	\$30.51	\$43.20	Trix Llc
438 362 05 39	CND	1	0.03	1.00	0.0300	\$422.94	\$12.69	0.03	0.28	0.0074	\$4,096.84	\$30.51	\$43.20	French Matthew R
438 362 05 40	CND	1	0.03	1.00	0.0300	\$422.94	\$12.69	0.03	0.28	0.0074	\$4,096.84	\$30.51	\$43.20	Broersma Lester V Est Trust 04-04-08
438 362 05 41	CND	1	0.03	1.00	0.0300	\$422.94	\$12.69	0.03	0.28	0.0074	\$4,096.84	\$30.51	\$43.20	Llorenz Priscilla B
438 362 05 42	CND	1	0.03	1.00	0.0300	\$422.94	\$12.69	0.03	0.28	0.0074	\$4,096.84	\$30.51	\$43.20	Barra Family Trust 07-28-11
438 362 05 43	CND	1	0.03	1.00	0.0300	\$422.94	\$12.69	0.03	0.28	0.0074	\$4,096.84	\$30.51	\$43.20	Schuber Bradley A
438 362 05 44	CND	1	0.03	1.00	0.0300	\$422.94	\$12.69	0.03	0.28	0.0074	\$4,096.84	\$30.51	\$43.20	Sabella Michael G Tr
438 362 05 45	CND	1	0.03	1.00	0.0300	\$422.94	\$12.69	0.03	0.28	0.0074	\$4,096.84	\$30.51	\$43.20	Monelt Gustavo R
438 362 05 46	CND	1	0.03	1.00	0.0300	\$422.94	\$12.69	0.03	0.28	0.0074	\$4,096.84	\$30.51	\$43.20	Schwan Andrew
438 362 05 47	CND	1	0.03	1.00	0.0300	\$422.94	\$12.69	0.03	0.28	0.0074	\$4,096.84	\$30.51	\$43.20	Yu Benjamin L Trust 10-16-12
438 362 05 48	CND	1	0.03	1.00	0.0300	\$422.94	\$12.69	0.03	0.28	0.0074	\$4,096.84	\$30.51	\$43.20	Salindong Arthur R Living Trust 10-21-10
438 362 05 49	CND	1	0.03	1.00	0.0300	\$422.94	\$12.69	0.03	0.28	0.0074	\$4,096.84	\$30.51	\$43.20	Johnson Stephen C
438 362 05 50	CND	1	0.03	1.00	0.0300	\$422.94	\$12.69	0.03	0.28	0.0074	\$4,096.84	\$30.51	\$43.20	Dorfman Valerie
438 362 05 51	CND	1	0.03	1.00	0.0300	\$422.94	\$12.69	0.03	0.28	0.0074	\$4,096.84	\$30.51	\$43.20	Pozhitsky Yelena
438 362 05 52	CND	1	0.03	1.00	0.0300	\$422.94	\$12.69	0.03	0.28	0.0074	\$4,096.84	\$30.51	\$43.20	Corral Mia A
438 362 06 01	CND	1	0.03	1.00	0.0300	\$422.94	\$12.69	0.03	0.28	0.0074	\$4,096.84	\$30.51	\$43.20	Goodlett George
438 362 06 02	CND	1	0.03	1.00	0.0300	\$422.94	\$12.69	0.03	0.28	0.0074	\$4,096.84	\$30.51	\$43.20	Porta Amiel&Zwim Claudia L
438 362 06 03	CND	1	0.03	1.00	0.0300	\$422.94	\$12.69	0.03	0.28	0.0074	\$4,096.84	\$30.51	\$43.20	Thorber Justin A&Guzman Natalya I
438 362 06 04	CND	1	0.03	1.00	0.0300	\$422.94	\$12.69	0.03	0.28	0.0074	\$4,096.84	\$30.51	\$43.20	Milot David&Kimberly
438 362 06 05	CND	1	0.03	1.00	0.0300	\$422.94	\$12.69	0.03	0.28	0.0074	\$4,096.84	\$30.51	\$43.20	Johnson Matthew Brian
438 362 06 06	CND	1	0.03	1.00	0.0300	\$422.94	\$12.69	0.03	0.28	0.0074	\$4,096.84	\$30.51	\$43.20	Abed Mir Salim
438 362 06 07	CND	1	0.03	1.00	0.0300	\$422.94	\$12.69	0.03	0.28	0.0074	\$4,096.84	\$30.51	\$43.20	Jones Matthew
438 362 06 08	CND	1	0.03	1.00	0.0300	\$422.94	\$12.69	0.03	0.28	0.0074	\$4,096.84	\$30.51	\$43.20	Esquer Edna R
438 362 06 09	CND	1	0.03	1.00	0.0300	\$422.94	\$12.69	0.03	0.28	0.0074	\$4,096.84	\$30.51	\$43.20	Zacarias Virgilio S&Elvira T
438 362 06 10	CND	1	0.03	1.00	0.0300	\$422.94	\$12.69	0.03	0.28	0.0074	\$4,096.84	\$30.51	\$43.20	Romero Edmundo&Rufina

EXHIBIT C - Assessment Roll (Fiscal Year 2019)
First San Diego River Improvement Project Maintenance Assessment District

Parcel Number	Land Use ⁽¹⁾	Zone Number	Community Aesthetics Enhancement					Flood Control/Safety					FY 2019 ⁽³⁾ Assessment	Owner Name
			Net Area (Acres)	Zone Factor	EBA ⁽²⁾	Unit Cost	Assessment	Benefit Area (Acres)	Composite Benefit Factor	EBA ⁽²⁾	Unit Cost	Assessment		
438 362 06 11	CND	1	0.03	1.00	0.0300	\$422.94	\$12.69	0.03	0.28	0.0074	\$4,096.84	\$30.51	\$43.20	Asbert Donald L
438 362 06 12	CND	1	0.03	1.00	0.0300	\$422.94	\$12.69	0.03	0.28	0.0074	\$4,096.84	\$30.51	\$43.20	Ghaffari Rubina
438 362 06 13	CND	1	0.03	1.00	0.0300	\$422.94	\$12.69	0.03	0.28	0.0074	\$4,096.84	\$30.51	\$43.20	Chovick James L&Torres John
438 362 06 14	CND	1	0.03	1.00	0.0300	\$422.94	\$12.69	0.03	0.28	0.0074	\$4,096.84	\$30.51	\$43.20	Celik Ali
438 362 06 15	CND	1	0.03	1.00	0.0300	\$422.94	\$12.69	0.03	0.28	0.0074	\$4,096.84	\$30.51	\$43.20	Jelsema Patrick R
438 362 06 16	CND	1	0.03	1.00	0.0300	\$422.94	\$12.69	0.03	0.28	0.0074	\$4,096.84	\$30.51	\$43.20	Nguyen Andrew T
438 362 06 17	CND	1	0.03	1.00	0.0300	\$422.94	\$12.69	0.03	0.28	0.0074	\$4,096.84	\$30.51	\$43.20	Izaguirre Living Trust 05-14-08
438 362 06 18	CND	1	0.03	1.00	0.0300	\$422.94	\$12.69	0.03	0.28	0.0074	\$4,096.84	\$30.51	\$43.20	Tazaki Koichi&Kazumi
438 362 06 19	CND	1	0.03	1.00	0.0300	\$422.94	\$12.69	0.03	0.28	0.0074	\$4,096.84	\$30.51	\$43.20	Mcgriff Ray&Staci
438 362 06 20	CND	1	0.03	1.00	0.0300	\$422.94	\$12.69	0.03	0.28	0.0074	\$4,096.84	\$30.51	\$43.20	Espiritu Kira A
438 362 06 21	CND	1	0.03	1.00	0.0300	\$422.94	\$12.69	0.03	0.28	0.0074	\$4,096.84	\$30.51	\$43.20	Griggs Gary W
438 362 06 22	CND	1	0.03	1.00	0.0300	\$422.94	\$12.69	0.03	0.28	0.0074	\$4,096.84	\$30.51	\$43.20	Lujan Anna M
438 362 06 23	CND	1	0.03	1.00	0.0300	\$422.94	\$12.69	0.03	0.28	0.0074	\$4,096.84	\$30.51	\$43.20	Mireles Lee R&Jeanne M
438 362 06 24	CND	1	0.03	1.00	0.0300	\$422.94	\$12.69	0.03	0.28	0.0074	\$4,096.84	\$30.51	\$43.20	Lapid Steven P G
438 362 06 25	CND	1	0.03	1.00	0.0300	\$422.94	\$12.69	0.03	0.28	0.0074	\$4,096.84	\$30.51	\$43.20	Minvielle Carlos Jr Trust 09-13-12
438 362 06 26	CND	1	0.03	1.00	0.0300	\$422.94	\$12.69	0.03	0.28	0.0074	\$4,096.84	\$30.51	\$43.20	Roman Family Revocable Trust 11-14-14
438 362 06 27	CND	1	0.03	1.00	0.0300	\$422.94	\$12.69	0.03	0.28	0.0074	\$4,096.84	\$30.51	\$43.20	Zikov Tibor&Dragana
438 362 06 28	CND	1	0.03	1.00	0.0300	\$422.94	\$12.69	0.03	0.28	0.0074	\$4,096.84	\$30.51	\$43.20	Neworth Richard&Donna D
438 362 06 29	CND	1	0.03	1.00	0.0300	\$422.94	\$12.69	0.03	0.28	0.0074	\$4,096.84	\$30.51	\$43.20	Vancleave Kurt J
438 362 06 30	CND	1	0.03	1.00	0.0300	\$422.94	\$12.69	0.03	0.28	0.0074	\$4,096.84	\$30.51	\$43.20	Crawford Gary D
438 362 06 31	CND	1	0.03	1.00	0.0300	\$422.94	\$12.69	0.03	0.28	0.0074	\$4,096.84	\$30.51	\$43.20	Halla Ryan&Kelsi
438 362 06 32	CND	1	0.03	1.00	0.0300	\$422.94	\$12.69	0.03	0.28	0.0074	\$4,096.84	\$30.51	\$43.20	Parisi Paul R
438 362 06 33	CND	1	0.03	1.00	0.0300	\$422.94	\$12.69	0.03	0.28	0.0074	\$4,096.84	\$30.51	\$43.20	Leland Gregory M
438 362 06 34	CND	1	0.03	1.00	0.0300	\$422.94	\$12.69	0.03	0.28	0.0074	\$4,096.84	\$30.51	\$43.20	Andrews Joyce A Revocable Trust 04-22-99
438 362 06 35	CND	1	0.03	1.00	0.0300	\$422.94	\$12.69	0.03	0.28	0.0074	\$4,096.84	\$30.51	\$43.20	Ferguson Rachel
438 362 06 36	CND	1	0.03	1.00	0.0300	\$422.94	\$12.69	0.03	0.28	0.0074	\$4,096.84	\$30.51	\$43.20	Phan Jacqueline
438 362 06 37	CND	1	0.03	1.00	0.0300	\$422.94	\$12.69	0.03	0.28	0.0074	\$4,096.84	\$30.51	\$43.20	Hitt Bryan K Inc Retirement Trust 01-01-15
438 362 06 38	CND	1	0.03	1.00	0.0300	\$422.94	\$12.69	0.03	0.28	0.0074	\$4,096.84	\$30.51	\$43.20	Aquino Alexander&Rosemary
438 362 06 39	CND	1	0.03	1.00	0.0300	\$422.94	\$12.69	0.03	0.28	0.0074	\$4,096.84	\$30.51	\$43.20	Monroy Jacquelyn G&Monroy Richard R&Myra G
438 362 06 40	CND	1	0.03	1.00	0.0300	\$422.94	\$12.69	0.03	0.28	0.0074	\$4,096.84	\$30.51	\$43.20	Hernandez Rebecca
438 362 06 41	CND	1	0.03	1.00	0.0300	\$422.94	\$12.69	0.03	0.28	0.0074	\$4,096.84	\$30.51	\$43.20	Nicholas Javier A Sr&Estela M
438 362 06 42	CND	1	0.03	1.00	0.0300	\$422.94	\$12.69	0.03	0.28	0.0074	\$4,096.84	\$30.51	\$43.20	Ronco Lisa M
438 362 06 43	CND	1	0.03	1.00	0.0300	\$422.94	\$12.69	0.03	0.28	0.0074	\$4,096.84	\$30.51	\$43.20	Schulze Ben
438 362 06 44	CND	1	0.03	1.00	0.0300	\$422.94	\$12.69	0.03	0.28	0.0074	\$4,096.84	\$30.51	\$43.20	Kopp Christopher J&Maki A
438 362 06 45	CND	1	0.03	1.00	0.0300	\$422.94	\$12.69	0.03	0.28	0.0074	\$4,096.84	\$30.51	\$43.20	Duong My
438 362 06 46	CND	1	0.03	1.00	0.0300	\$422.94	\$12.69	0.03	0.28	0.0074	\$4,096.84	\$30.51	\$43.20	Allen James Trust 03-31-17
438 362 07 01	CND	1	0.03	1.00	0.0300	\$422.94	\$12.69	0.03	0.28	0.0074	\$4,096.84	\$30.51	\$43.20	Conklin Phillip E&Theresa L Trs
438 362 07 02	CND	1	0.03	1.00	0.0300	\$422.94	\$12.69	0.03	0.28	0.0074	\$4,096.84	\$30.51	\$43.20	Ramos Sergio J C
438 362 07 03	CND	1	0.03	1.00	0.0300	\$422.94	\$12.69	0.03	0.28	0.0074	\$4,096.84	\$30.51	\$43.20	Martinez Juan G
438 362 07 04	CND	1	0.03	1.00	0.0300	\$422.94	\$12.69	0.03	0.28	0.0074	\$4,096.84	\$30.51	\$43.20	Jeter Jason
438 362 07 05	CND	1	0.03	1.00	0.0300	\$422.94	\$12.69	0.03	0.28	0.0074	\$4,096.84	\$30.51	\$43.20	Taylor Brian S&Bonnie
438 362 07 06	CND	1	0.03	1.00	0.0300	\$422.94	\$12.69	0.03	0.28	0.0074	\$4,096.84	\$30.51	\$43.20	Giordano Nico
438 362 07 07	CND	1	0.03	1.00	0.0300	\$422.94	\$12.69	0.03	0.28	0.0074	\$4,096.84	\$30.51	\$43.20	Salem Jonathan
438 362 07 08	CND	1	0.03	1.00	0.0300	\$422.94	\$12.69	0.03	0.28	0.0074	\$4,096.84	\$30.51	\$43.20	Grey Alfonso&Bedoya Maria O
438 362 07 09	CND	1	0.03	1.00	0.0300	\$422.94	\$12.69	0.03	0.28	0.0074	\$4,096.84	\$30.51	\$43.20	Dumaran John H M
438 362 07 10	CND	1	0.03	1.00	0.0300	\$422.94	\$12.69	0.03	0.28	0.0074	\$4,096.84	\$30.51	\$43.20	Clark Bryce

EXHIBIT C - Assessment Roll (Fiscal Year 2019)
First San Diego River Improvement Project Maintenance Assessment District

Parcel Number	Land Use ⁽¹⁾	Zone Number	Community Aesthetics Enhancement					Flood Control/Safety					FY 2019 ⁽³⁾ Assessment	Owner Name
			Net Area (Acres)	Zone Factor	EBA ⁽²⁾	Unit Cost	Assessment	Benefit Area (Acres)	Composite Benefit Factor	EBA ⁽²⁾	Unit Cost	Assessment		
438 362 07 11	CND	1	0.03	1.00	0.0300	\$422.94	\$12.69	0.03	0.28	0.0074	\$4,096.84	\$30.51	\$43.20	Bellingham Bonnie M
438 362 07 12	CND	1	0.03	1.00	0.0300	\$422.94	\$12.69	0.03	0.28	0.0074	\$4,096.84	\$30.51	\$43.20	Lettiere Rosemarie
438 362 07 13	CND	1	0.03	1.00	0.0300	\$422.94	\$12.69	0.03	0.28	0.0074	\$4,096.84	\$30.51	\$43.20	Cooper Emily
438 362 07 14	CND	1	0.03	1.00	0.0300	\$422.94	\$12.69	0.03	0.28	0.0074	\$4,096.84	\$30.51	\$43.20	Serocki Lorianne
438 362 07 15	CND	1	0.03	1.00	0.0300	\$422.94	\$12.69	0.03	0.28	0.0074	\$4,096.84	\$30.51	\$43.20	Canto Daniel D C
438 362 07 16	CND	1	0.03	1.00	0.0300	\$422.94	\$12.69	0.03	0.28	0.0074	\$4,096.84	\$30.51	\$43.20	Mikse Mihail&Jine
438 362 07 17	CND	1	0.03	1.00	0.0300	\$422.94	\$12.69	0.03	0.28	0.0074	\$4,096.84	\$30.51	\$43.20	Korzuch Robert J
438 362 07 18	CND	1	0.03	1.00	0.0300	\$422.94	\$12.69	0.03	0.28	0.0074	\$4,096.84	\$30.51	\$43.20	Bourbeau Barbara A Revocable Living Trust 11-11-16
438 362 07 19	CND	1	0.03	1.00	0.0300	\$422.94	\$12.69	0.03	0.28	0.0074	\$4,096.84	\$30.51	\$43.20	Semilla Franklin B V
438 362 07 20	CND	1	0.03	1.00	0.0300	\$422.94	\$12.69	0.03	0.28	0.0074	\$4,096.84	\$30.51	\$43.20	Chen Renee X
438 362 07 21	CND	1	0.03	1.00	0.0300	\$422.94	\$12.69	0.03	0.28	0.0074	\$4,096.84	\$30.51	\$43.20	Gotham Sara A&Samandhy G
438 362 07 22	CND	1	0.03	1.00	0.0300	\$422.94	\$12.69	0.03	0.28	0.0074	\$4,096.84	\$30.51	\$43.20	Karlstad John W&Heather M
438 362 07 23	CND	1	0.03	1.00	0.0300	\$422.94	\$12.69	0.03	0.28	0.0074	\$4,096.84	\$30.51	\$43.20	Bauer Stephanie
438 362 07 24	CND	1	0.03	1.00	0.0300	\$422.94	\$12.69	0.03	0.28	0.0074	\$4,096.84	\$30.51	\$43.20	Pertierra Juan
438 362 07 25	CND	1	0.03	1.00	0.0300	\$422.94	\$12.69	0.03	0.28	0.0074	\$4,096.84	\$30.51	\$43.20	Fukuyo Konomi
438 362 07 26	CND	1	0.03	1.00	0.0300	\$422.94	\$12.69	0.03	0.28	0.0074	\$4,096.84	\$30.51	\$43.20	Maillet Yoann
438 362 07 27	CND	1	0.03	1.00	0.0300	\$422.94	\$12.69	0.03	0.28	0.0074	\$4,096.84	\$30.51	\$43.20	Tracz Natalie D
438 362 07 28	CND	1	0.03	1.00	0.0300	\$422.94	\$12.69	0.03	0.28	0.0074	\$4,096.84	\$30.51	\$43.20	Yu Family Trust 03-04-02
438 362 07 29	CND	1	0.03	1.00	0.0300	\$422.94	\$12.69	0.03	0.28	0.0074	\$4,096.84	\$30.51	\$43.20	Rathbun Kevin C&Jessica A N
438 362 07 30	CND	1	0.03	1.00	0.0300	\$422.94	\$12.69	0.03	0.28	0.0074	\$4,096.84	\$30.51	\$43.20	Hillman Breeann
438 362 07 31	CND	1	0.03	1.00	0.0300	\$422.94	\$12.69	0.03	0.28	0.0074	\$4,096.84	\$30.51	\$43.20	Loveland David A Family Trust 09-24-03
438 362 07 32	CND	1	0.03	1.00	0.0300	\$422.94	\$12.69	0.03	0.28	0.0074	\$4,096.84	\$30.51	\$43.20	Benson Elizabeth A&Clarke Natasha A Revocable Tr
438 362 07 33	CND	1	0.03	1.00	0.0300	\$422.94	\$12.69	0.03	0.28	0.0074	\$4,096.84	\$30.51	\$43.20	Jeter Justin W
438 362 07 34	CND	1	0.03	1.00	0.0300	\$422.94	\$12.69	0.03	0.28	0.0074	\$4,096.84	\$30.51	\$43.20	Margulis Neal
438 362 07 35	CND	1	0.03	1.00	0.0300	\$422.94	\$12.69	0.03	0.28	0.0074	\$4,096.84	\$30.51	\$43.20	Ehren Steven L
438 362 07 36	CND	1	0.03	1.00	0.0300	\$422.94	\$12.69	0.03	0.28	0.0074	\$4,096.84	\$30.51	\$43.20	Falcone Claire M P
438 362 07 37	CND	1	0.03	1.00	0.0300	\$422.94	\$12.69	0.03	0.28	0.0074	\$4,096.84	\$30.51	\$43.20	Constantin Chris
438 362 07 38	CND	1	0.03	1.00	0.0300	\$422.94	\$12.69	0.03	0.28	0.0074	\$4,096.84	\$30.51	\$43.20	Moriarty Thomas P&Katherine L
438 362 07 39	CND	1	0.03	1.00	0.0300	\$422.94	\$12.69	0.03	0.28	0.0074	\$4,096.84	\$30.51	\$43.20	Bane James A&Tambra A
438 362 07 40	CND	1	0.03	1.00	0.0300	\$422.94	\$12.69	0.03	0.28	0.0074	\$4,096.84	\$30.51	\$43.20	Yokoyama Christopher&Julia K
438 362 07 41	CND	1	0.03	1.00	0.0300	\$422.94	\$12.69	0.03	0.28	0.0074	\$4,096.84	\$30.51	\$43.20	Romo Jorge R&Anita
438 362 07 42	CND	1	0.03	1.00	0.0300	\$422.94	\$12.69	0.03	0.28	0.0074	\$4,096.84	\$30.51	\$43.20	Newhouse Nancy L Est Of
438 362 07 43	CND	1	0.03	1.00	0.0300	\$422.94	\$12.69	0.03	0.28	0.0074	\$4,096.84	\$30.51	\$43.20	Love Siew Hoon
438 362 07 44	CND	1	0.03	1.00	0.0300	\$422.94	\$12.69	0.03	0.28	0.0074	\$4,096.84	\$30.51	\$43.20	Phenny Stephany
438 362 08 01	CND	1	0.03	1.00	0.0300	\$422.94	\$12.69	0.03	0.28	0.0074	\$4,096.84	\$30.51	\$43.20	Wallin David
438 362 08 02	CND	1	0.03	1.00	0.0300	\$422.94	\$12.69	0.03	0.28	0.0074	\$4,096.84	\$30.51	\$43.20	Cross Family Trust 03-10-10
438 362 08 03	CND	1	0.03	1.00	0.0300	\$422.94	\$12.69	0.03	0.28	0.0074	\$4,096.84	\$30.51	\$43.20	Smith Seth
438 362 08 04	CND	1	0.03	1.00	0.0300	\$422.94	\$12.69	0.03	0.28	0.0074	\$4,096.84	\$30.51	\$43.20	Nguyen Ngoc-Lan T
438 362 08 05	CND	1	0.03	1.00	0.0300	\$422.94	\$12.69	0.03	0.28	0.0074	\$4,096.84	\$30.51	\$43.20	Richie William E&Diana E Trs
438 362 08 06	CND	1	0.03	1.00	0.0300	\$422.94	\$12.69	0.03	0.28	0.0074	\$4,096.84	\$30.51	\$43.20	Cornell Parker T
438 362 08 07	CND	1	0.03	1.00	0.0300	\$422.94	\$12.69	0.03	0.28	0.0074	\$4,096.84	\$30.51	\$43.20	Yu Family Trust 03-04-02
438 362 08 08	CND	1	0.03	1.00	0.0300	\$422.94	\$12.69	0.03	0.28	0.0074	\$4,096.84	\$30.51	\$43.20	Chmaytelli Family Trust 06-20-11
438 362 08 09	CND	1	0.03	1.00	0.0300	\$422.94	\$12.69	0.03	0.28	0.0074	\$4,096.84	\$30.51	\$43.20	Donaldson Robert K
438 362 08 10	CND	1	0.03	1.00	0.0300	\$422.94	\$12.69	0.03	0.28	0.0074	\$4,096.84	\$30.51	\$43.20	Oboyle Michael P&Jessica L
438 362 08 11	CND	1	0.03	1.00	0.0300	\$422.94	\$12.69	0.03	0.28	0.0074	\$4,096.84	\$30.51	\$43.20	Jeffreys Family Trust 03-11-91
438 362 08 12	CND	1	0.03	1.00	0.0300	\$422.94	\$12.69	0.03	0.28	0.0074	\$4,096.84	\$30.51	\$43.20	Long Allison R

EXHIBIT C - Assessment Roll (Fiscal Year 2019)
First San Diego River Improvement Project Maintenance Assessment District

Parcel Number	Land Use ⁽¹⁾	Zone Number	Community Aesthetics Enhancement					Flood Control/Safety					FY 2019 ⁽³⁾ Assessment	Owner Name
			Net Area (Acres)	Zone Factor	EBA ⁽²⁾	Unit Cost	Assessment	Benefit Area (Acres)	Composite Benefit Factor	EBA ⁽²⁾	Unit Cost	Assessment		
438 362 08 13	CND	1	0.03	1.00	0.0300	\$422.94	\$12.69	0.03	0.28	0.0074	\$4,096.84	\$30.51	\$43.20	Bain Jon L
438 362 08 14	CND	1	0.03	1.00	0.0300	\$422.94	\$12.69	0.03	0.28	0.0074	\$4,096.84	\$30.51	\$43.20	Shapiro Andrey
438 362 08 15	CND	1	0.03	1.00	0.0300	\$422.94	\$12.69	0.03	0.28	0.0074	\$4,096.84	\$30.51	\$43.20	Pieper Joseph
438 362 08 16	CND	1	0.03	1.00	0.0300	\$422.94	\$12.69	0.03	0.28	0.0074	\$4,096.84	\$30.51	\$43.20	Ayestaran Trust 05-31-05
438 362 08 17	CND	1	0.03	1.00	0.0300	\$422.94	\$12.69	0.03	0.28	0.0074	\$4,096.84	\$30.51	\$43.20	Wang Jiadong
438 362 08 18	CND	1	0.03	1.00	0.0300	\$422.94	\$12.69	0.03	0.28	0.0074	\$4,096.84	\$30.51	\$43.20	King Gregory W
438 362 08 19	CND	1	0.03	1.00	0.0300	\$422.94	\$12.69	0.03	0.28	0.0074	\$4,096.84	\$30.51	\$43.20	Seeley Kyle W
438 362 08 20	CND	1	0.03	1.00	0.0300	\$422.94	\$12.69	0.03	0.28	0.0074	\$4,096.84	\$30.51	\$43.20	Salomon Jennie
438 362 08 21	CND	1	0.03	1.00	0.0300	\$422.94	\$12.69	0.03	0.28	0.0074	\$4,096.84	\$30.51	\$43.20	Mcduffy Family Trust 01-28-08
438 362 08 22	CND	1	0.03	1.00	0.0300	\$422.94	\$12.69	0.03	0.28	0.0074	\$4,096.84	\$30.51	\$43.20	S D L L C
438 362 08 23	CND	1	0.03	1.00	0.0300	\$422.94	\$12.69	0.03	0.28	0.0074	\$4,096.84	\$30.51	\$43.20	Ly-Tran Mai
438 362 08 24	CND	1	0.03	1.00	0.0300	\$422.94	\$12.69	0.03	0.28	0.0074	\$4,096.84	\$30.51	\$43.20	Yu Family Trust 03-04-02
438 362 08 25	CND	1	0.03	1.00	0.0300	\$422.94	\$12.69	0.03	0.28	0.0074	\$4,096.84	\$30.51	\$43.20	Momdjian Mardig S&Christina J
438 362 08 26	CND	1	0.03	1.00	0.0300	\$422.94	\$12.69	0.03	0.28	0.0074	\$4,096.84	\$30.51	\$43.20	Cortes-Nguyen Living Trust 12-01-17
438 362 08 27	CND	1	0.03	1.00	0.0300	\$422.94	\$12.69	0.03	0.28	0.0074	\$4,096.84	\$30.51	\$43.20	Kimnich W&S Family Trust
438 362 08 28	CND	1	0.03	1.00	0.0300	\$422.94	\$12.69	0.03	0.28	0.0074	\$4,096.84	\$30.51	\$43.20	Vedar Elvin A&Michelle G Revocable Trust 11-12-14
438 362 08 29	CND	1	0.03	1.00	0.0300	\$422.94	\$12.69	0.03	0.28	0.0074	\$4,096.84	\$30.51	\$43.20	Delossantos Debbie S
438 362 08 30	CND	1	0.03	1.00	0.0300	\$422.94	\$12.69	0.03	0.28	0.0074	\$4,096.84	\$30.51	\$43.20	Yu Family Trust 04-19-90
438 362 08 31	CND	1	0.03	1.00	0.0300	\$422.94	\$12.69	0.03	0.28	0.0074	\$4,096.84	\$30.51	\$43.20	Sanchez Jacob D
438 362 08 32	CND	1	0.03	1.00	0.0300	\$422.94	\$12.69	0.03	0.28	0.0074	\$4,096.84	\$30.51	\$43.20	Najera Ana T
438 362 08 33	CND	1	0.03	1.00	0.0300	\$422.94	\$12.69	0.03	0.28	0.0074	\$4,096.84	\$30.51	\$43.20	Duda Marek
438 362 08 34	CND	1	0.03	1.00	0.0300	\$422.94	\$12.69	0.03	0.28	0.0074	\$4,096.84	\$30.51	\$43.20	Johnson Nancy L
438 362 08 35	CND	1	0.03	1.00	0.0300	\$422.94	\$12.69	0.03	0.28	0.0074	\$4,096.84	\$30.51	\$43.20	Crawford Curtis A
438 362 08 36	CND	1	0.03	1.00	0.0300	\$422.94	\$12.69	0.03	0.28	0.0074	\$4,096.84	\$30.51	\$43.20	Dibernardo Patrick
438 362 08 37	CND	1	0.03	1.00	0.0300	\$422.94	\$12.69	0.03	0.28	0.0074	\$4,096.84	\$30.51	\$43.20	Llanos Alyssa
438 362 08 38	CND	1	0.03	1.00	0.0300	\$422.94	\$12.69	0.03	0.28	0.0074	\$4,096.84	\$30.51	\$43.20	Roesch Alysse L
438 362 08 39	CND	1	0.03	1.00	0.0300	\$422.94	\$12.69	0.03	0.28	0.0074	\$4,096.84	\$30.51	\$43.20	Robles Jose L&Yvonne P
438 362 11 00	UND	1	11.21	1.00	0.0000	\$422.94	\$0.00	0.00	0.00	0.0000	\$4,096.84	\$0.00	\$0.00	Conrock Co
438 362 12 00	STR	1	1.41	1.00	0.0000	\$422.94	\$0.00	0.00	0.00	0.0000	\$4,096.84	\$0.00	\$0.00	San Diego Metropolitan Transit Development Board
438 362 13 00	COM	1	7.69	1.00	7.6900	\$422.94	\$3,252.41	5.36	0.10	0.5479	\$4,096.84	\$2,244.77	\$5,497.18	Promenade Acquisition L L C
438 362 14 00	COM	1	7.19	1.00	7.1900	\$422.94	\$3,040.94	1.34	0.10	0.1370	\$4,096.84	\$561.19	\$3,602.12	Promenade Acquisition Llc
438 370 01 00	COM	1	1.09	1.00	1.0900	\$422.94	\$461.00	1.05	0.16	0.1731	\$4,096.84	\$709.23	\$1,170.22	Mission Valley Square L P
438 370 02 00	COM	1	1.44	1.00	1.4400	\$422.94	\$609.03	1.11	0.32	0.3559	\$4,096.84	\$1,458.25	\$2,067.28	S W H Corp <Lf> Cedar Broadway&Ballantyne L P
438 371 01 01	CND	1	0.05	1.00	0.0452	\$422.94	\$19.13	0.04	0.26	0.0114	\$4,096.84	\$46.82	\$65.94	Harsono Ardi
438 371 01 02	CND	1	0.05	1.00	0.0452	\$422.94	\$19.13	0.04	0.26	0.0114	\$4,096.84	\$46.82	\$65.94	Mehaik Shannon J
438 371 01 03	CND	1	0.05	1.00	0.0452	\$422.94	\$19.13	0.04	0.26	0.0114	\$4,096.84	\$46.82	\$65.94	Larijani Morteza S
438 371 01 04	CND	1	0.05	1.00	0.0452	\$422.94	\$19.13	0.04	0.26	0.0114	\$4,096.84	\$46.82	\$65.94	Macias Maricela
438 371 01 05	CND	1	0.05	1.00	0.0452	\$422.94	\$19.13	0.04	0.26	0.0114	\$4,096.84	\$46.82	\$65.94	Meyer Scott L&Deborah G
438 371 01 06	CND	1	0.05	1.00	0.0452	\$422.94	\$19.13	0.04	0.26	0.0114	\$4,096.84	\$46.82	\$65.94	Nemcek Adrian R Trust 03-27-02
438 371 02 07	CND	1	0.05	1.00	0.0452	\$422.94	\$19.13	0.04	0.26	0.0114	\$4,096.84	\$46.82	\$65.94	Rodriguez Salvador&Maria E Revocable Trust 06-06-
438 371 02 08	CND	1	0.05	1.00	0.0452	\$422.94	\$19.13	0.04	0.26	0.0114	\$4,096.84	\$46.82	\$65.94	Tovar Marte A C&Charles Virginia L L I
438 371 02 09	CND	1	0.05	1.00	0.0452	\$422.94	\$19.13	0.04	0.26	0.0114	\$4,096.84	\$46.82	\$65.94	Sadri Family Trust 09-04-13
438 371 02 10	CND	1	0.05	1.00	0.0452	\$422.94	\$19.13	0.04	0.26	0.0114	\$4,096.84	\$46.82	\$65.94	Levine Jennifer
438 371 02 11	CND	1	0.05	1.00	0.0452	\$422.94	\$19.13	0.04	0.26	0.0114	\$4,096.84	\$46.82	\$65.94	Boland Judith A Trust 09-24-10
438 371 02 12	CND	1	0.05	1.00	0.0452	\$422.94	\$19.13	0.04	0.26	0.0114	\$4,096.84	\$46.82	\$65.94	Wilson Carmel
438 371 03 13	CND	1	0.05	1.00	0.0452	\$422.94	\$19.13	0.04	0.26	0.0114	\$4,096.84	\$46.82	\$65.94	Zima Gregory N

EXHIBIT C - Assessment Roll (Fiscal Year 2019)
First San Diego River Improvement Project Maintenance Assessment District

Parcel Number	Land Use ⁽¹⁾	Zone Number	Community Aesthetics Enhancement					Flood Control/Safety					FY 2019 ⁽³⁾ Assessment	Owner Name
			Net Area (Acres)	Zone Factor	EBA ⁽²⁾	Unit Cost	Assessment	Benefit Area (Acres)	Composite Benefit Factor	EBA ⁽²⁾	Unit Cost	Assessment		
438 371 03 14	CND	1	0.05	1.00	0.0452	\$422.94	\$19.13	0.04	0.26	0.0114	\$4,096.84	\$46.82	\$65.94	Wampach Andrew
438 371 03 15	CND	1	0.05	1.00	0.0452	\$422.94	\$19.13	0.04	0.26	0.0114	\$4,096.84	\$46.82	\$65.94	Gong 1995 Family Trust 09-01-95
438 371 03 16	CND	1	0.05	1.00	0.0452	\$422.94	\$19.13	0.04	0.26	0.0114	\$4,096.84	\$46.82	\$65.94	Cheng Michael C&Tangkitwanit Nattaya
438 371 03 17	CND	1	0.05	1.00	0.0452	\$422.94	\$19.13	0.04	0.26	0.0114	\$4,096.84	\$46.82	\$65.94	Dornbusch Kurt&Mary Family 2014 Trust 08-18-14
438 371 03 18	CND	1	0.05	1.00	0.0452	\$422.94	\$19.13	0.04	0.26	0.0114	\$4,096.84	\$46.82	\$65.94	Vasquez Enrique W&Trinh Nancy Hinh Qui
438 371 04 19	CND	1	0.05	1.00	0.0452	\$422.94	\$19.13	0.04	0.26	0.0114	\$4,096.84	\$46.82	\$65.94	Moore Family Trust 03-18-04
438 371 04 20	CND	1	0.05	1.00	0.0452	\$422.94	\$19.13	0.04	0.26	0.0114	\$4,096.84	\$46.82	\$65.94	Wilson Herman J
438 371 04 21	CND	1	0.05	1.00	0.0452	\$422.94	\$19.13	0.04	0.26	0.0114	\$4,096.84	\$46.82	\$65.94	Barrios Family Trust 12-17-01
438 371 04 22	CND	1	0.05	1.00	0.0452	\$422.94	\$19.13	0.04	0.26	0.0114	\$4,096.84	\$46.82	\$65.94	Monteverdi George E
438 371 04 23	CND	1	0.05	1.00	0.0452	\$422.94	\$19.13	0.04	0.26	0.0114	\$4,096.84	\$46.82	\$65.94	Aguilar Evelyn M
438 371 04 24	CND	1	0.05	1.00	0.0452	\$422.94	\$19.13	0.04	0.26	0.0114	\$4,096.84	\$46.82	\$65.94	Alkabbani Mohammad&Smadi Hanan A
438 371 04 25	CND	1	0.05	1.00	0.0452	\$422.94	\$19.13	0.04	0.26	0.0114	\$4,096.84	\$46.82	\$65.94	B&D Business Management Llc
438 371 05 26	CND	1	0.05	1.00	0.0452	\$422.94	\$19.13	0.04	0.26	0.0114	\$4,096.84	\$46.82	\$65.94	Lin Hung Pin Living Trust 10-30-15
438 371 05 27	CND	1	0.05	1.00	0.0452	\$422.94	\$19.13	0.04	0.26	0.0114	\$4,096.84	\$46.82	\$65.94	Reid Stephen P&Dora O
438 371 05 28	CND	1	0.05	1.00	0.0452	\$422.94	\$19.13	0.04	0.26	0.0114	\$4,096.84	\$46.82	\$65.94	Delarosa Luis&Aneta Family Trust 11-20-14
438 371 05 29	CND	1	0.05	1.00	0.0452	\$422.94	\$19.13	0.04	0.26	0.0114	\$4,096.84	\$46.82	\$65.94	Kokwon Hye Kyoung
438 371 05 30	CND	1	0.05	1.00	0.0452	\$422.94	\$19.13	0.04	0.26	0.0114	\$4,096.84	\$46.82	\$65.94	Palacios Don S
438 371 05 31	CND	1	0.05	1.00	0.0452	\$422.94	\$19.13	0.04	0.26	0.0114	\$4,096.84	\$46.82	\$65.94	Aurora Northern Lights Llc
438 371 06 32	CND	1	0.05	1.00	0.0452	\$422.94	\$19.13	0.04	0.26	0.0114	\$4,096.84	\$46.82	\$65.94	Moabi Karim F
438 371 06 33	CND	1	0.05	1.00	0.0452	\$422.94	\$19.13	0.04	0.26	0.0114	\$4,096.84	\$46.82	\$65.94	Rabkin Boris&Galena
438 371 06 34	CND	1	0.05	1.00	0.0452	\$422.94	\$19.13	0.04	0.26	0.0114	\$4,096.84	\$46.82	\$65.94	Orvananos Fernando
438 371 06 35	CND	1	0.05	1.00	0.0452	\$422.94	\$19.13	0.04	0.26	0.0114	\$4,096.84	\$46.82	\$65.94	Dulgeroff Alan
438 371 06 36	CND	1	0.05	1.00	0.0452	\$422.94	\$19.13	0.04	0.26	0.0114	\$4,096.84	\$46.82	\$65.94	Vicente Oriol&Sendoda Sylvia C
438 371 07 37	CND	1	0.05	1.00	0.0452	\$422.94	\$19.13	0.04	0.26	0.0114	\$4,096.84	\$46.82	\$65.94	Frost Alexander R&Massoudi Marjan
438 371 07 38	CND	1	0.05	1.00	0.0452	\$422.94	\$19.13	0.04	0.26	0.0114	\$4,096.84	\$46.82	\$65.94	Evans Brian P
438 371 07 39	CND	1	0.05	1.00	0.0452	\$422.94	\$19.13	0.04	0.26	0.0114	\$4,096.84	\$46.82	\$65.94	Sheppard Doris Revocable Living 1995 Trust 09-25-9
438 371 07 40	CND	1	0.05	1.00	0.0452	\$422.94	\$19.13	0.04	0.26	0.0114	\$4,096.84	\$46.82	\$65.94	Ismaj Israel&Jacqueline Revocable Trust 04-11-00
438 371 08 41	CND	1	0.05	1.00	0.0452	\$422.94	\$19.13	0.04	0.26	0.0114	\$4,096.84	\$46.82	\$65.94	Jahangiri Ehsan&Fernandes Toni C
438 371 08 42	CND	1	0.05	1.00	0.0452	\$422.94	\$19.13	0.04	0.26	0.0114	\$4,096.84	\$46.82	\$65.94	Lin Yu-Liang&Liang I-Fang
438 371 08 43	CND	1	0.05	1.00	0.0452	\$422.94	\$19.13	0.04	0.26	0.0114	\$4,096.84	\$46.82	\$65.94	Ortega Richard H&Magda R
438 371 08 44	CND	1	0.05	1.00	0.0452	\$422.94	\$19.13	0.04	0.26	0.0114	\$4,096.84	\$46.82	\$65.94	Valley Dennis P&Raquel S 2017 Revocable Trust
438 371 08 45	CND	1	0.05	1.00	0.0452	\$422.94	\$19.13	0.04	0.26	0.0114	\$4,096.84	\$46.82	\$65.94	Mafara Family Trust 11-04-14
438 371 09 46	CND	1	0.05	1.00	0.0452	\$422.94	\$19.13	0.04	0.26	0.0114	\$4,096.84	\$46.82	\$65.94	Peykarian Kushan
438 371 09 47	CND	1	0.05	1.00	0.0452	\$422.94	\$19.13	0.04	0.26	0.0114	\$4,096.84	\$46.82	\$65.94	Zongker Patricia A Revocable Trust
438 371 09 48	CND	1	0.05	1.00	0.0452	\$422.94	\$19.13	0.04	0.26	0.0114	\$4,096.84	\$46.82	\$65.94	Louk Louis Jr Trust 02-22-12
438 371 09 49	CND	1	0.05	1.00	0.0452	\$422.94	\$19.13	0.04	0.26	0.0114	\$4,096.84	\$46.82	\$65.94	Shober Sandie T Revocable Living Trust 12-21-16
438 371 10 50	CND	1	0.05	1.00	0.0452	\$422.94	\$19.13	0.04	0.26	0.0114	\$4,096.84	\$46.82	\$65.94	Huzn Rob T
438 371 10 51	CND	1	0.05	1.00	0.0452	\$422.94	\$19.13	0.04	0.26	0.0114	\$4,096.84	\$46.82	\$65.94	Lee Gregory L&Faylee S 2001 Trust 02-28-01
438 371 10 52	CND	1	0.05	1.00	0.0452	\$422.94	\$19.13	0.04	0.26	0.0114	\$4,096.84	\$46.82	\$65.94	Espinosa Raul R
438 371 10 53	CND	1	0.05	1.00	0.0452	\$422.94	\$19.13	0.04	0.26	0.0114	\$4,096.84	\$46.82	\$65.94	Liu-Hui Han&Corinna Wen-Chien
438 371 10 54	CND	1	0.05	1.00	0.0452	\$422.94	\$19.13	0.04	0.26	0.0114	\$4,096.84	\$46.82	\$65.94	Groezinger Steven&Kelly Family Trust 04-19-13
438 371 10 55	CND	1	0.05	1.00	0.0452	\$422.94	\$19.13	0.04	0.26	0.0114	\$4,096.84	\$46.82	\$65.94	Li Joshua S
438 371 10 56	CND	1	0.05	1.00	0.0452	\$422.94	\$19.13	0.04	0.26	0.0114	\$4,096.84	\$46.82	\$65.94	Silva Basilio A Jr&Elsa
438 371 10 57	CND	1	0.05	1.00	0.0452	\$422.94	\$19.13	0.04	0.26	0.0114	\$4,096.84	\$46.82	\$65.94	Lindstrom Tomas Living Trust 04-03-07
438 371 11 58	CND	1	0.05	1.00	0.0452	\$422.94	\$19.13	0.04	0.26	0.0114	\$4,096.84	\$46.82	\$65.94	Jessup Yvonne K Living Trust 04-23-14
438 371 11 59	CND	1	0.05	1.00	0.0452	\$422.94	\$19.13	0.04	0.26	0.0114	\$4,096.84	\$46.82	\$65.94	Liu Brian Ho-Bing&Joy Ron

EXHIBIT C - Assessment Roll (Fiscal Year 2019)
First San Diego River Improvement Project Maintenance Assessment District

Parcel Number	Land Use ⁽¹⁾	Zone Number	Community Aesthetics Enhancement					Flood Control/Safety					FY 2019 ⁽³⁾ Assessment	Owner Name
			Net Area (Acres)	Zone Factor	EBA ⁽²⁾	Unit Cost	Assessment	Benefit Area (Acres)	Composite Benefit Factor	EBA ⁽²⁾	Unit Cost	Assessment		
438 371 11 60	CND	1	0.05	1.00	0.0452	\$422.94	\$19.13	0.04	0.26	0.0114	\$4,096.84	\$46.82	\$65.94	Bayliss-Woodard Porsha
438 371 11 61	CND	1	0.05	1.00	0.0452	\$422.94	\$19.13	0.04	0.26	0.0114	\$4,096.84	\$46.82	\$65.94	Burkhuch Nassif Y&Adelle M
438 371 12 62	CND	1	0.05	1.00	0.0452	\$422.94	\$19.13	0.04	0.26	0.0114	\$4,096.84	\$46.82	\$65.94	Abbott Peter W&Florence A
438 371 12 63	CND	1	0.05	1.00	0.0452	\$422.94	\$19.13	0.04	0.26	0.0114	\$4,096.84	\$46.82	\$65.94	Kourajian Peter D&Karla M Revocable Trust 11-19-0
438 371 12 64	CND	1	0.05	1.00	0.0452	\$422.94	\$19.13	0.04	0.26	0.0114	\$4,096.84	\$46.82	\$65.94	Kalmenson Brian A
438 371 12 65	CND	1	0.05	1.00	0.0452	\$422.94	\$19.13	0.04	0.26	0.0114	\$4,096.84	\$46.82	\$65.94	Rocco Jerome A
438 371 12 66	CND	1	0.05	1.00	0.0452	\$422.94	\$19.13	0.04	0.26	0.0114	\$4,096.84	\$46.82	\$65.94	Murphy Tara
438 371 13 67	CND	1	0.05	1.00	0.0452	\$422.94	\$19.13	0.04	0.26	0.0114	\$4,096.84	\$46.82	\$65.94	Malvey George E Family Trust 12-16-16
438 371 13 68	CND	1	0.05	1.00	0.0452	\$422.94	\$19.13	0.04	0.26	0.0114	\$4,096.84	\$46.82	\$65.94	Bernal Virginia G
438 371 13 69	CND	1	0.05	1.00	0.0452	\$422.94	\$19.13	0.04	0.26	0.0114	\$4,096.84	\$46.82	\$65.94	Yong Ivvy M
438 371 13 70	CND	1	0.05	1.00	0.0452	\$422.94	\$19.13	0.04	0.26	0.0114	\$4,096.84	\$46.82	\$65.94	Schwartz Terry
438 371 13 71	CND	1	0.05	1.00	0.0452	\$422.94	\$19.13	0.04	0.26	0.0114	\$4,096.84	\$46.82	\$65.94	Graul Rebecca Trust
438 371 13 72	CND	1	0.05	1.00	0.0452	\$422.94	\$19.13	0.04	0.26	0.0114	\$4,096.84	\$46.82	\$65.94	Kearney Thomas L
438 371 14 73	CND	1	0.05	1.00	0.0452	\$422.94	\$19.13	0.04	0.26	0.0114	\$4,096.84	\$46.82	\$65.94	Costellic Sheri D
438 371 14 74	CND	1	0.05	1.00	0.0452	\$422.94	\$19.13	0.04	0.26	0.0114	\$4,096.84	\$46.82	\$65.94	Sorce Living Trust 07-16-01
438 371 14 75	CND	1	0.05	1.00	0.0452	\$422.94	\$19.13	0.04	0.26	0.0114	\$4,096.84	\$46.82	\$65.94	Bubel Walter L&Shirley A
438 371 14 76	CND	1	0.05	1.00	0.0452	\$422.94	\$19.13	0.04	0.26	0.0114	\$4,096.84	\$46.82	\$65.94	Alkabbani Mohammad&Smadi Hanan A
438 371 14 77	CND	1	0.05	1.00	0.0452	\$422.94	\$19.13	0.04	0.26	0.0114	\$4,096.84	\$46.82	\$65.94	Lavin Family Trust 10-21-94
438 371 15 78	CND	1	0.05	1.00	0.0452	\$422.94	\$19.13	0.04	0.26	0.0114	\$4,096.84	\$46.82	\$65.94	B&D Business Management Llc
438 371 15 79	CND	1	0.05	1.00	0.0452	\$422.94	\$19.13	0.04	0.26	0.0114	\$4,096.84	\$46.82	\$65.94	Laux George R
438 371 15 80	CND	1	0.05	1.00	0.0452	\$422.94	\$19.13	0.04	0.26	0.0114	\$4,096.84	\$46.82	\$65.94	Werner Thomas A
438 371 15 81	CND	1	0.05	1.00	0.0452	\$422.94	\$19.13	0.04	0.26	0.0114	\$4,096.84	\$46.82	\$65.94	Mistry Mahendra U&Padmaben Living Trust 02-07-98
438 371 15 82	CND	1	0.05	1.00	0.0452	\$422.94	\$19.13	0.04	0.26	0.0114	\$4,096.84	\$46.82	\$65.94	Merritt Robert G&Kenna J
438 371 16 95	CND	1	0.05	1.00	0.0452	\$422.94	\$19.13	0.04	0.26	0.0114	\$4,096.84	\$46.82	\$65.94	Runkle Laura C
438 371 16 96	CND	1	0.05	1.00	0.0452	\$422.94	\$19.13	0.04	0.26	0.0114	\$4,096.84	\$46.82	\$65.94	Weinstein Daniel S&Wollach Lee
438 371 16 97	CND	1	0.05	1.00	0.0452	\$422.94	\$19.13	0.04	0.26	0.0114	\$4,096.84	\$46.82	\$65.94	Daquila Maria L
438 371 16 98	CND	1	0.05	1.00	0.0452	\$422.94	\$19.13	0.04	0.26	0.0114	\$4,096.84	\$46.82	\$65.94	Palenschat Matthew D
438 371 17 89	CND	1	0.05	1.00	0.0452	\$422.94	\$19.13	0.04	0.26	0.0114	\$4,096.84	\$46.82	\$65.94	Pitchford Gary E&Katalin E Trs
438 371 17 90	CND	1	0.05	1.00	0.0452	\$422.94	\$19.13	0.04	0.26	0.0114	\$4,096.84	\$46.82	\$65.94	Alkabbani Mohammad&Smadi Hanan A
438 371 17 91	CND	1	0.05	1.00	0.0452	\$422.94	\$19.13	0.04	0.26	0.0114	\$4,096.84	\$46.82	\$65.94	Starfish Homes L L C
438 371 17 92	CND	1	0.05	1.00	0.0452	\$422.94	\$19.13	0.04	0.26	0.0114	\$4,096.84	\$46.82	\$65.94	Ortega Marcos Iii
438 371 17 93	CND	1	0.05	1.00	0.0452	\$422.94	\$19.13	0.04	0.26	0.0114	\$4,096.84	\$46.82	\$65.94	Guidi Marco M
438 371 17 94	CND	1	0.05	1.00	0.0452	\$422.94	\$19.13	0.04	0.26	0.0114	\$4,096.84	\$46.82	\$65.94	Starer Joanne
438 371 18 83	CND	1	0.05	1.00	0.0452	\$422.94	\$19.13	0.04	0.26	0.0114	\$4,096.84	\$46.82	\$65.94	Kanjanapone Family Trust 08-17-01
438 371 18 84	CND	1	0.05	1.00	0.0452	\$422.94	\$19.13	0.04	0.26	0.0114	\$4,096.84	\$46.82	\$65.94	Hugins Warren Q&Fong Rommel O
438 371 18 85	CND	1	0.05	1.00	0.0452	\$422.94	\$19.13	0.04	0.26	0.0114	\$4,096.84	\$46.82	\$65.94	Zamora Florentino Jr
438 371 18 86	CND	1	0.05	1.00	0.0452	\$422.94	\$19.13	0.04	0.26	0.0114	\$4,096.84	\$46.82	\$65.94	Pesqueira Ralph R&Eva S
438 371 18 87	CND	1	0.05	1.00	0.0452	\$422.94	\$19.13	0.04	0.26	0.0114	\$4,096.84	\$46.82	\$65.94	Ashley William C
438 371 18 88	CND	1	0.05	1.00	0.0452	\$422.94	\$19.13	0.04	0.26	0.0114	\$4,096.84	\$46.82	\$65.94	Smith James H Iii&Jane A Inter Vivos Trust 06-07-88
TOTAL	-	-	323.58	-	184.94	-	\$78,200	137.68	-	19.12	-	\$78,338	\$156,538	

⁽¹⁾ Refer to Assessment Engineer's Report for description of codes and applicable factors.

⁽²⁾ Equivalent Benefit Area (EBA).

⁽³⁾ FY 2019 is the City's Fiscal Year 2019, which begins July 1, 2018 and ends June 30, 2019.