

ATTACHMENT B:

**GRANTEE UNIQUE
APPENDICES**

Table of Contents for Attachment B

Appendix 1: Fiscal Year 2018 Projects by Consolidated Plan Goal

Appendix 2: Map of FY 2018 CDBG Project Locations

Appendix 3: City of San Diego Promise Zone Map

FY 2018 PROJECTS BY CONSOLIDATED PLAN GOAL

GOAL 1: Enhance the City's economic stability and prosperity by increasing opportunities for job readiness and investing in economic development program.

Goal Outcome Indicators: 17. Businesses assisted
18 Jobs Created

APPLICANT	PROJECT NAME/DESCRIPTION	GOAL*	FY18 AMT	Council District
Access, Inc.	Access Microenterprise Program will assist microentrepreneurs to launch new microbusinesses or to expand existing microbusinesses.	86	\$101,167.00	7
Accion San Diego	Microlending Program will provide City of San Diego businesses, owned by City of San Diego LMI residents, with direct financing between \$300 and \$75,000 to start or expand their businesses.	65	\$181,077.00	4
Horn of Africa	San Diego Microenterprise Project will provide training for immigrant women, most of them refugees and asylum seekers from Somalia and other East African countries, leading to state certification as home childcare providers.	60	\$179,853.00	9
Southwestern Community College	Business Basics will assist LMI qualified microenterprise business owners who are City of San Diego residents to start or expand their business.	40	\$170,686.71	-
City of San Diego	Early-Stage Development Accelerator: Provide a small business incubator, within an eligible low and moderate income (LMI) community, targeting emerging small businesses with the potential to create jobs for LMI residents	28	\$1,000,000.00	-
City of San Diego	Small Business Revolving Loan Fund: Low-interest loan capital to selected Community Based Lending Organizations to provide loans to small businesses located in CDBG-eligible communities	28	\$1,000,000.00	-
City of San Diego	Business Assistance Fund	4	\$300,000.00	
		251	\$2,932,783.71	
		60		

* Businesses

*Jobs

GOAL 2: Strengthen neighborhoods by investing in the City's critical public infrastructure needs.
--

Goal Outcome Indicators: 2. Public facility or infrastructure activities other than low/moderate-income housing benefit

APPLICANT	PROJECT NAME/DESCRIPTION	GOAL*	FY18 AMT	CD
City of San Diego Park and Recreation Department	Park de la Cruz Community Center Improvements will complete interior and exterior tenant and Americans with Disabilities (ADA) improvements including renovation of restrooms and program spaces, installation of new fire suppression system, communication system, modular elevator, windows, HVAC systems, building roof, flooring, lighting and power systems.	1	\$3,700,000.00	9
City of San Diego Park and Recreation Department	Bay Terraces Senior Center will complete of design phase for a new community center	1	\$500,000.00	4
City of San Diego Park and Recreation Department	Memorial Community Park Playground ADA Upgrades will complete improvements to existing playground and comfort station including new play equipment and playground surfacing, upgraded restroom facilities, walkway improvements and new park benches, tables and drinking fountain.	1	\$1,300,000.00	8
City of San Diego Park and Recreation Department	Silver Wing Park Ballfield Lighting Phase II will complete construction of new sports field lighting and ADA improvements.	1	\$435,000.00	8
City of San Diego	Smart Street Lighting: installation throughout the City's CDBG-eligible services areas, in partnership with the City's Environmental Services Department	1	\$750,000.00	-
		5	\$6,685,000.00	
		145,225		

* Facility

**People

GOAL 3: Improve housing opportunities by creating and preserving affordable rental and homeowner housing in close proximity to transit, employment and community services.

- Goal Outcome Indicators: 8. Rental units rehabilitated
 10. Homeowner housing rehabilitated
 11. Direct financial assistance to homebuyers

APPLICANT	PROJECT NAME/DESCRIPTION	GOAL*	FY18 AMT	CD
CDBG				
Chicano Federation of San Diego County	Roof replacement Wightman Street will replace the roofs on six residential buildings of a low-income housing complex in City Heights.	44	\$145,000.00	9
City Heights Community Development Corporation	Casa de Sol Rehabilitation #2 will complete improvements to address the health, safety and quality of life items in the 20 apartments and around the property.	20	\$265,912.00	9
GRID Alternatives	San Diego Solar Affordable Homes will complete installation of solar photovoltaic systems for low-income homeowners.	60	\$226,912.00	4
San Diego Habitat for Humanity	Critical Home Repairs in Logan Heights will provide critical repairs to a minimum of six homes in the Logan Heights/Southeastern community of San Diego.	6	\$360,000.00	8
San Diego Housing Commission	First Time Homebuyer Program will provide low-moderate income (LMI) households with assistance to help pay closing costs related to the purchase of their first home in the City of San Diego.	50	\$400,000.00	3
Serving Seniors	Low Income Housing Senior Improvement will replace the roof at Potiker Family Senior Residence to eliminate the current and ongoing issue of serious leaks and rainwater flowing down through the walls to senior housing units.	200	\$145,000.00	3
Urban Corps of San Diego County	Water and Energy Smart Homes will implement a program that will bring water and energy efficiency improvements to 20 LMI homeowners in an effort to address neglected housing stock and help residents save money and resources.	20	\$117,200.00	3

City of San Diego	Affordable Housing Fund: Supporting the rehabilitation of multifamily units and single family homes, as defined by an existing MOU between the City of San Diego and the San Diego Housing Commission	1	\$3,000,000.00	-
HOME				
San Diego Housing Commission	Provision of financial assistance towards homeownership (down payment and closing costs)	24	\$1,500,000.00	-
San Diego Housing Commission	Rental Units constructed and/or rehabilitated	78	\$12,223,615.00	-
* Housing Units/LMI Households		400	\$4,660,024.00	
		HOME TOTAL	102	\$13,723,615.00

GOAL 4: Assist individuals and families to stabilize in permanent housing after experiencing a housing crisis or **homelessness** by providing client-appropriate housing and supportive service.

Goal Outcome Indicators: 13. Homeless person overnight shelter

APPLICANT	PROJECT NAME/DESCRIPTION	GOAL*	FY18 AMT	CD
CDBG				
San Diego Housing Commission	Connections Housing Interim Bed Program is a partnership between the City of San Diego, San Diego Housing Commission, People Assisting the Homeless (PATH), PATH Services, Alpha Project, Family Health Centers of San Diego and Affirmed Housing that operates 365 days a year and provides a combination of short-term interim beds and supportive services to homeless men and women living on the streets of downtown San Diego.	500	\$303,575.00	3
San Diego Housing Commission	Cortez Hill Family Center provides short-term shelter and supportive services to homeless families so that they can overcome barriers to achieving self-sufficiency such as income and permanent housing.	500	\$205,902.00	3
San Diego Housing Commission	Day Center for Homeless Adults offers critical supportive services to homeless adults within the City of San Diego on a daily basis, throughout the entire year.	6,000	\$541,250.00	3
San Diego Housing Commission	Interim Housing for Homeless Adults provides interim housing and supportive services designed to help facilitate stabilization and exits to longer term or permanent housing for homeless single adults.	1,500	\$267,351.00	3
City of San Diego	Homeless Facility Rehab and/or Acquisition : Supporting the rehab or acquisition of facilities or properties serving the homeless	1	\$2,800,000.00	-
ESG				

San Diego Housing Commission	Interim shelter beds for homeless Veterans and single adults	600	\$159,387.00	-
San Diego Housing Commission	Provide interim shelter beds for homeless single adults	500	\$123,618.00	-
San Diego Housing Commission	Provide interim housing for homeless families	500	\$305,626.00	-
San Diego Housing Commission	Provide financial assistance and case management to assist individuals and families attain permanent housing	140	\$318,842.00	-
* Individuals		CDBG TOTAL	8,501	\$4,118,078.00
		ESG TOTAL	1,740	\$907,473.00

GOAL 5: Invest in community services and non-profit facilities that maximize impact by providing **new or increased access** to programs that serve **highly vulnerable populations** such as youth, seniors and food insecure households.

- Goal Outcome Indicators:
2. Public facility or infrastructure activities other than low/moderate-income housing benefit
 3. Public service activities other than low/moderate-income housing benefit

APPLICANT	PROJECT NAME/DESCRIPTION	GOAL*	FY18 AMT	CD
Alliance for African Assistance	New Roof and AC 5952 will replace the existing roof and six units of heating and cooling systems of its building.	15,000	\$215,000.00	9
Centro de Salud de la Comunidad de San Ysidro, Inc.	MCHC - Pediatric Service Expansion will renovate its Maternal & Child Health Center (MCHC) facility to increase capacity to provide pediatric health services in San Ysidro.	7,000	\$464,016.00	8
Family Health Centers of San Diego Inc	Safe Point San Diego (SPSD) will provide direct, one-for-one syringe exchange, harm reduction kits, case management, and educational materials.	1,375	\$100,000.00	3
GRID Alternatives San Diego	Solar Installation Training Program will prepare LMI youth and veterans for a career in the fast growing solar industry.	24	\$130,313.00	4
International Rescue Committee	Community Financial Education & Services will provide culturally appropriate financial education and counseling services to low-to-moderate income (LMI) individuals in San Diego.	200	\$123,858.00	9
International Rescue Committee	Project CHOP will use a commercial kitchen as an educational and economic empowerment platform, Project CHOP employs and trains refugees and other low-income, basic skills deficient individuals with English language and job skills while producing and selling unique, healthy and locally-sourced foods.	20	\$50,404.00	9

Jacobs Center for Neighborhood Innovation	Chollas Creek Gateways & Improvements will add two community gateways and three permanent shade structures at the 2.6-acre Northwest Village Chollas Creek linear park.	20,928	\$280,476.00	4
Jacobs Center for Neighborhood Innovation	Chollas Creek South Healthy Urban Trail will improve 700 linear feet of an existing multiuse trail along a portion of Chollas Creek, adjacent to the Joe and Vi Jacobs Center (JVJC) on the northwest side of the creek, and add another 440 linear feet of new trail on the opposite (southeast) side of the creek.	20,928	\$237,440.00	4
Kitchens for Good	Project Launch will provide a free culinary job training program to help LMI residents experiencing significant barriers to employment move into jobs and self-sustainability.	100	\$106,200.00	4
Mama's Kitchen	Home-Delivered Meal Service-San Diego delivers meals to low income San Diego residents who are mentally or physically unable to prepare their own meals.	390	\$89,812.00	9
Ocean Discovery Institute	Living Lab Solar Tree Project will install two solar trees – free standing structures that hold solar panels – to be integrated into Ocean Discovery’s Living Lab facility and educational programming.	10,000	\$300,000.00	9
Reality Changers	College Apps Academy - Expanded Services will guide high-performing 12th graders through the entire college application process, from choosing the right college to getting accepted.	200	\$120,000.00	9
Reality Changers	College Town - Expanded Services will prepare low-income, high-potential 8th-11th graders to be college-ready by 12th grade.	300	\$177,000.00	9
S.V.D.P. Management, Inc.	Father Joe's Villages will complete improvements to expand access to restrooms, showers, and haircuts.	1,687	\$199,999.00	3
San Diego Second Chance Program	Job Readiness Training will Provide access for unemployed San Diegans to become self-sufficient by ensuring they have the skills needed to attain—and maintain—employment in the mainstream workforce.	150	\$96,529.00	4

San Diego Second Chance Program	Second Chance Youth Garden will address the workforce training and education needs of San Diego's LMI youth as they navigate the difficult transition between adolescence and emerging adulthood.	90	\$99,528.00	4
South Bay Community Services	Youth Employment Development will provide two tracts available for youth, in collaboration with Casa Familiar: LEAP (bridging and postsecondary educational options) and El K-FE (career planning and on-the-job training).	40	\$113,152.00	-
St. Vincent de Paul Village, Inc.	Public Services will prepare homeless residents and community children for success in school and life by improving their social and emotional well-being and partnering with their parents to build strong, self-reliant families through childcare and mental health services, tutoring/mentoring, and parenting classes.	696	\$50,000.00	3
The Arc of San Diego	Sulpizio Family Center Solar Project will install a new rooftop Photovoltaic system to implement sustainable, green technologies that ultimately increase efficiency and cost savings of the overall operations at the Sulpizio Family Center.	137	\$270,434.30	4
Union of Pan Asian Communities	UPAC Enterprise Center will transform a 4,622 square foot restaurant, located on the corner of 54th Street and University Avenue, into a thriving social enterprise center that will provide resources for two UPAC programs, Ramp Up 2 Work and Youth Business Enterprise, and ethnically diverse LMI residents and small business owners in City Heights.	200	\$354,500.00	9
Urban Corps of San Diego County	Case Management for Youth Success will expand the case management services offered to complement the workforce development and education program for disadvantaged youth ages 18-26.	140	\$50,348.00	3
Urban Life Ministries, Inc.	UrbanLife Agriculture Project will provide an innovative urban agriculture workforce development project for food-insecure youth, ages 14-18, from low- to moderate-income households.	130	\$50,000.00	9

<p>TechHIRE Academy Program</p>	<p>Assists CDBG-eligible beneficiaries begin their careers in the information technology field, to be administered by the San Diego Workforce Partnership</p>	<p>435</p>	<p>\$750,000.00</p>	<p>-</p>
<p>Summer Hire Program</p>	<p>CONNECT2Careers (CSC) internship program to be administered by the San Diego Workforce Partnership to engage 200 youth in 4-week internships with various City departments</p>	<p>100</p>	<p>\$350,000.00</p>	<p>-</p>
<p>Connect2Careers</p>	<p>Provide gap funding for an existing program sponsored by the City's Economic Development Department, in partnership with the San Diego Workforce Partnership</p>	<p>100</p>	<p>\$25,000.00</p>	<p>-</p>
<p>* Individuals ** Facility</p>		<p>80,370</p>	<p>\$4,804,009.30</p>	<p></p>
		<p>7**</p>		

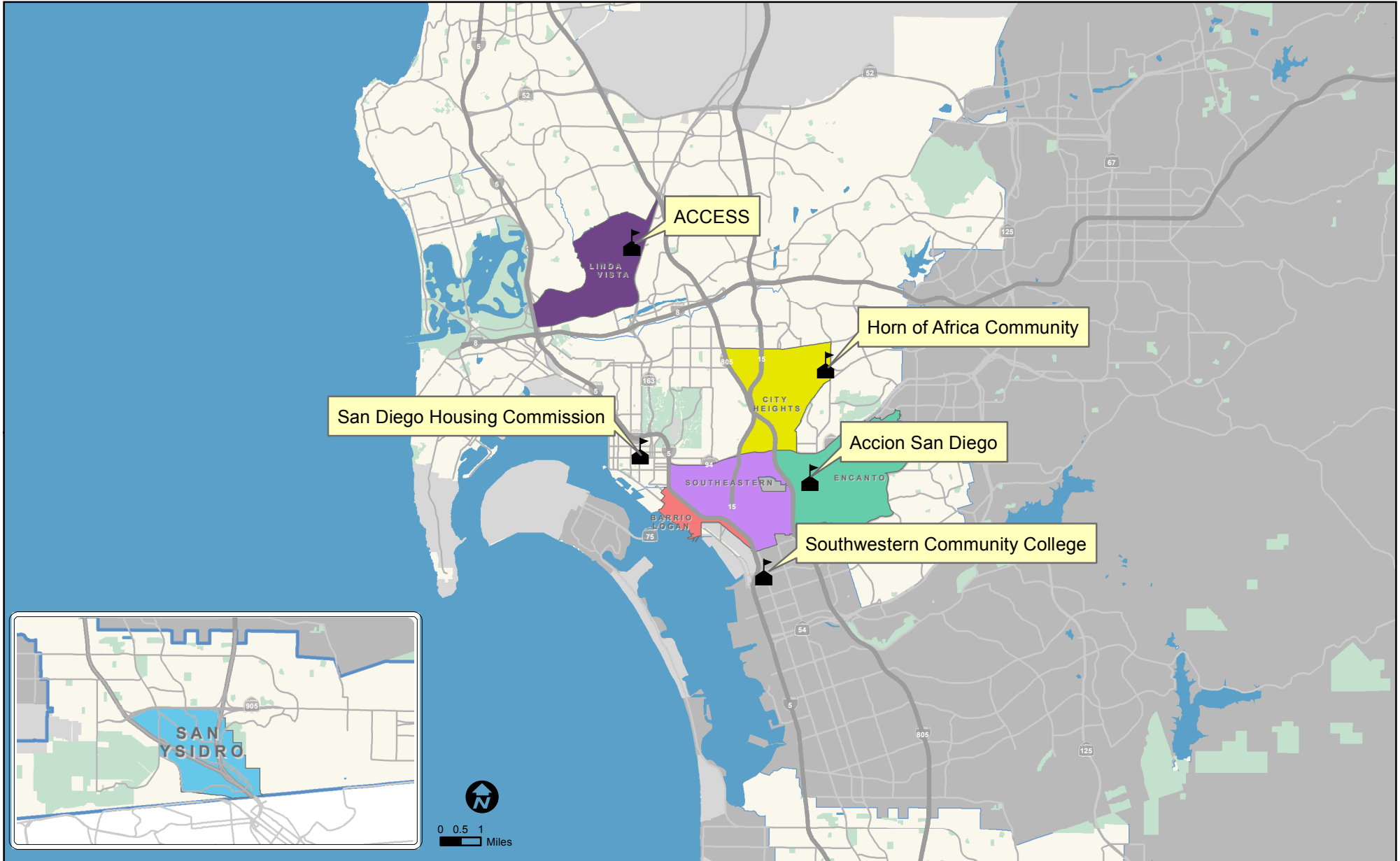
GOAL 6: Meet the needs of persons with HIV/AIDS and their families through the provision of housing, health, and support services

Goal Outcome Indicators: 20. HIV/AIDS housing operations
 12. Tenant-based rental assistance Rapid rehousing
 Public service activities other than LMI housing
 3. benefit


APPLICANT	PROJECT NAME/DESCRIPTION	GOAL*	FY18 AMT
Townspeople	Emergency Housing	60	\$181,468.00
Info Line of San Diego County	Information and Referral Services	6,000	\$79,275.00
Fraternity House	Housing Operations	18	\$42,000.00
St. Vincent de Paul Village	Housing Operations	38	\$243,215.00
Townspeople	Housing Operations	52	\$160,442.00
Being Alive	Supportive Services	135	\$93,560.00
Fraternity House	Supportive Services	18	\$368,315.00
Mama's Kitchen	Nutrition Project Supportive Services	2,016	\$160,008.00
St. Vincent de Paul Village	Supportive Services	38	\$318,191.00
South Bay Community Services	Supportive Services	12	\$27,060.00
Townspeople	Supportive Services	57	\$139,244.00
County of San Diego	Tenant Based Rental Assistance	80	\$961,580.00
County of San Diego	HIV, STD, and Hepatitis	85	\$329,928.00
County of San Diego	Technical Assistance-HOPWA Contracts	0	\$15,540.00
County of San Diego	Resource Identification	0	\$227,799.00
HOPWA TOTAL		8,609	\$3,347,625.00

Administration funding for HUD Programs






GRANT	FY 2018
CDBG	\$5,501,676.80
HOME	\$1,486,522.00
HOPWA	\$97,628.00
ESG	\$73,578.00



Legend

 Project Location

Geographic Targeted Areas

-  Barrio Logan
-  City Heights
-  Encanto
-  Linda Vista
-  San Ysidro
-  Southeastern

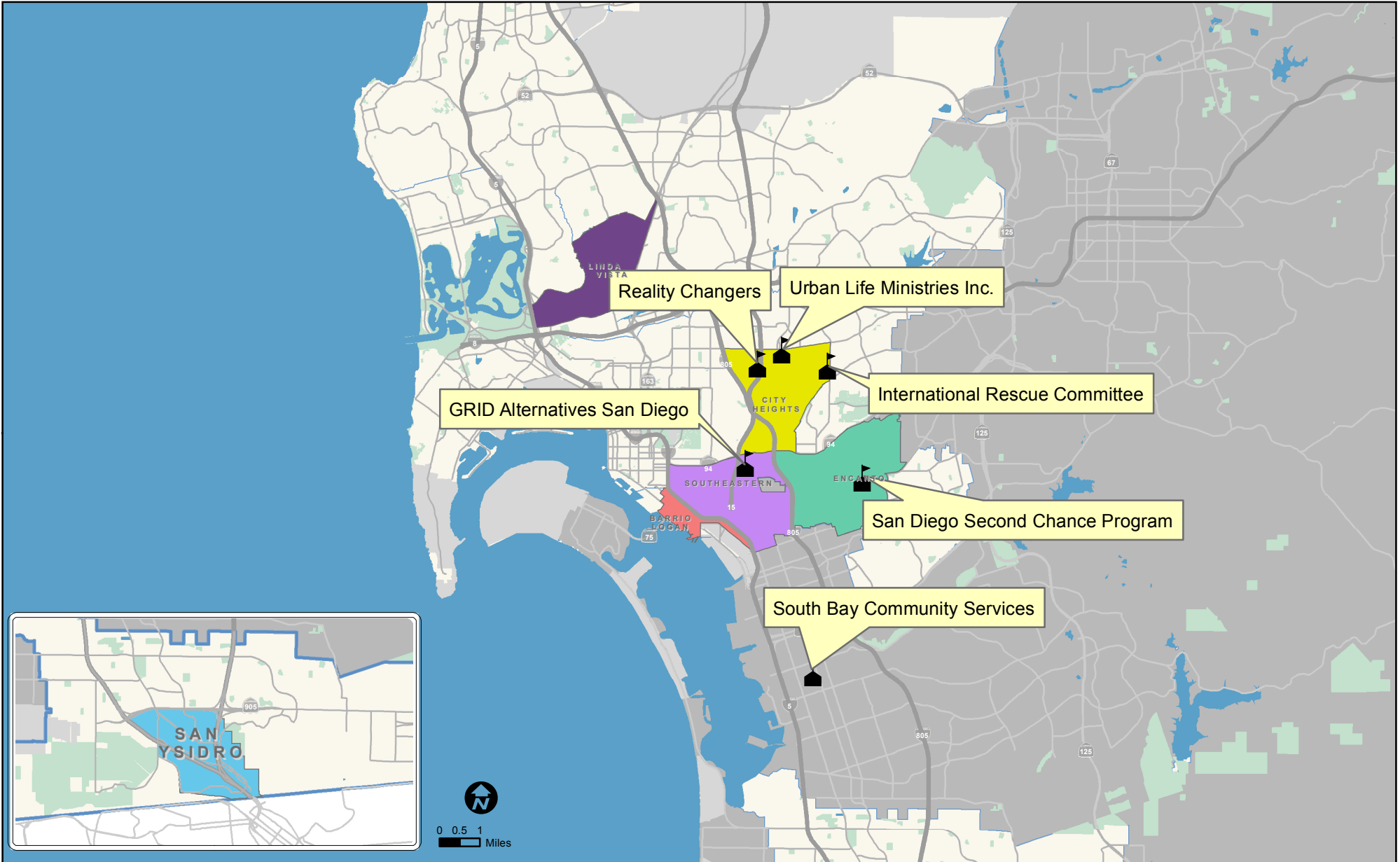
SanGIS

THIS MAP/DATA IS PROVIDED WITHOUT WARRANTY OF ANY KIND, EITHER EXPRESS OR IMPLIED, INCLUDING BUT NOT LIMITED TO, THE IMPLIED WARRANTIES OF MERCHANTABILITY AND FITNESS FOR A PARTICULAR PURPOSE.

Note: This product may contain information from the SANDAG Regional Information System which cannot be reproduced without the written permission of SANDAG. This product may contain information reproduced with permission from SANDAG ACTUALLY & COMPANY or SanGIS.

This map is copyrighted by RAND McNALLY & COMPANY, INC. It is a confidential copy, or represents all or any part thereof, whether for personal use or resale, without the prior, written permission of RAND McNALLY & COMPANY, INC.

Copyright SanGIS 2009. All Rights Reserved.
Full text of the legal notice can be found at: http://www.sanagis.org/legal_notices.htm



Legend

Project Location

Geographic Targeted Areas

- Barrio Logan
- City Heights
- Encanto
- Linda Vista
- San Ysidro
- Southeastern

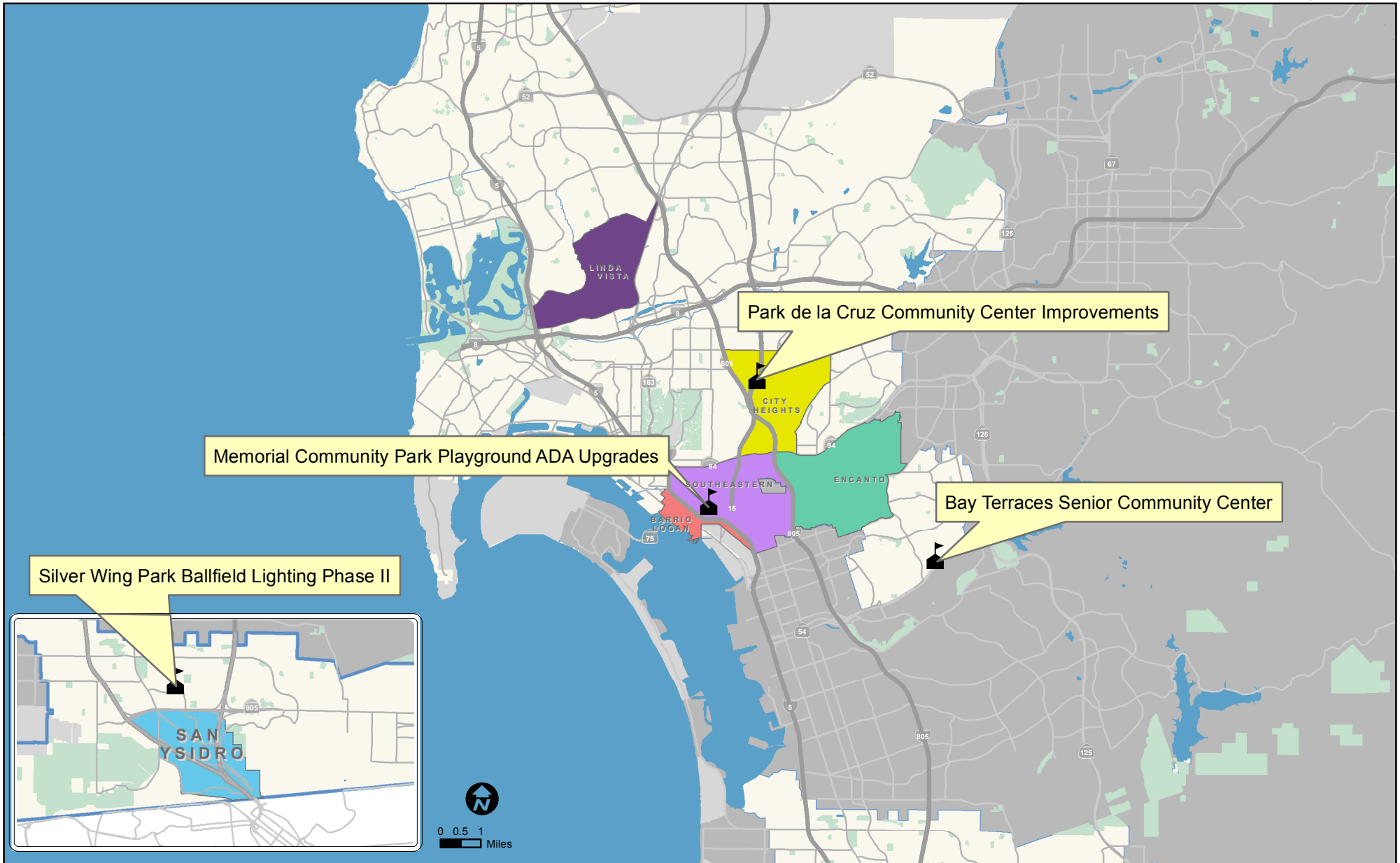
SanGIS

THIS MAP/DATA IS PROVIDED WITHOUT WARRANTY OF ANY KIND, EITHER EXPRESS OR IMPLIED, INCLUDING BUT NOT LIMITED TO, THE IMPLIED WARRANTIES OF MERCHANTABILITY AND FITNESS FOR A PARTICULAR PURPOSE.

Note: This product may contain information from the SANDAG Regional Information System which cannot be reproduced without the written permission of SANDAG. This product may contain information reproduced with permission, generally by SANDAG ACTUALLY & COMPANY or SanGIS.

This map is copyrighted by RAND MCNALLY & COMPANY, INC. It is a trademark, service mark, or registered trademark of RAND MCNALLY & COMPANY, INC. or its parent, without permission of RAND MCNALLY & COMPANY, INC.

Copyright SanGIS 2009 - All Rights Reserved.
Full text of the legal notice can be found at: http://www.sanagis.org/legal_notices.htm



Legend

Project Location

Geographic Targeted Areas

- Barrio Logan
- City Heights
- Encanto
- Linda Vista
- San Ysidro
- Southeastern

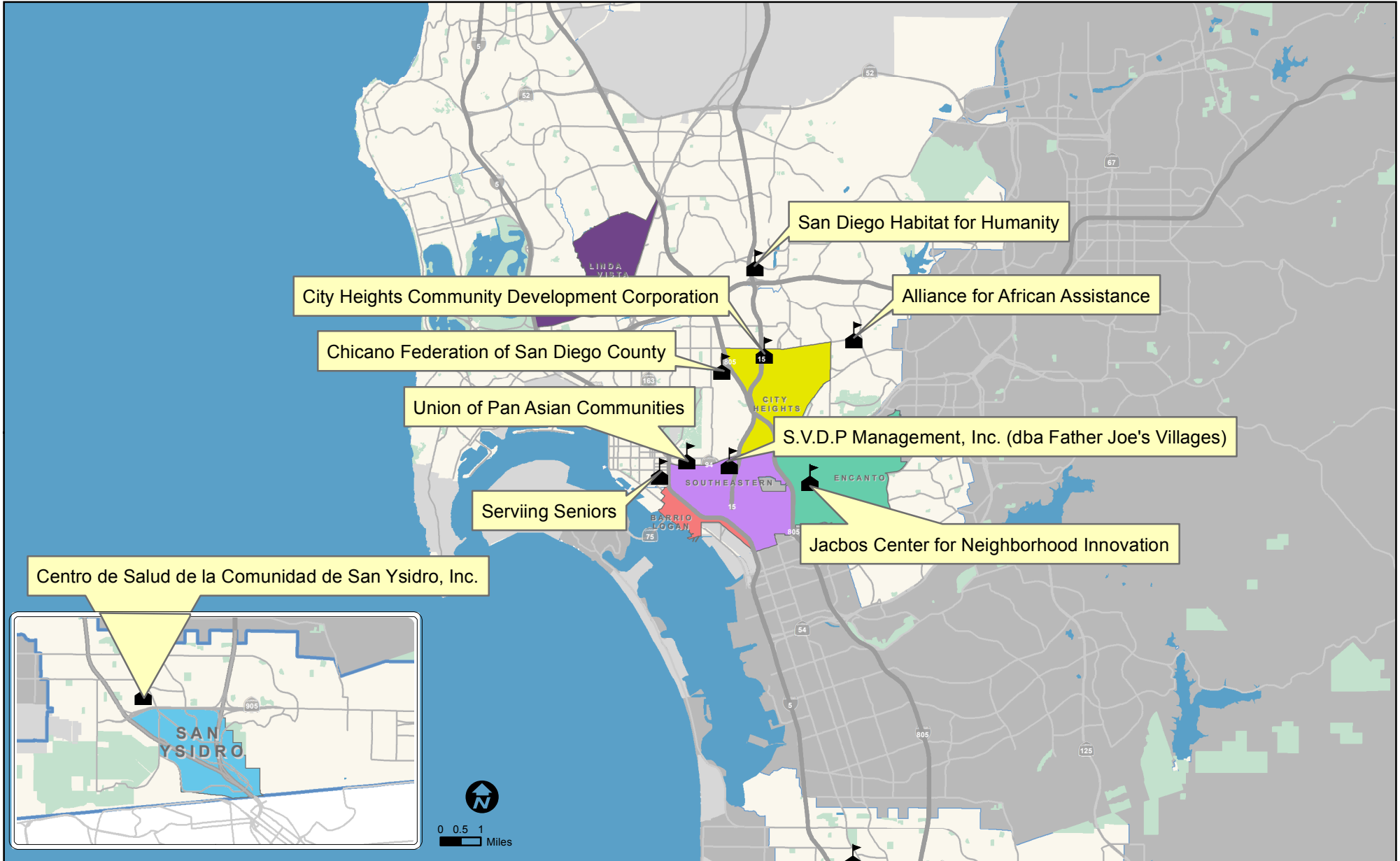
SanGIS

THIS MAP/DATA IS PROVIDED WITHOUT WARRANTY OF ANY KIND, EITHER EXPRESS OR IMPLIED, INCLUDING BUT NOT LIMITED TO, THE IMPLIED WARRANTIES OF MERCHANTABILITY AND FITNESS FOR A PARTICULAR PURPOSE.

Note: This product may contain information from the SANDAG Regional Information System which cannot be reproduced without the written permission of SANDAG. This product may contain information reproduced with permission, generally by SANDAG ACTUALLY, & COMPANY or SanGIS.

This map is copyrighted by RAND McNALLY & COMPANY, Inc. It is a confidential copy, or represents all or any part thereof, whether for personal use or resale, without the prior, written permission of RAND McNALLY & COMPANY, Inc.

Copyright SanGIS 2009 - All Rights Reserved.
Full text of the legal notice can be found at: http://www.sanagis.com/legal_notices.htm



Legend

Project Location

Geographic Targeted Areas

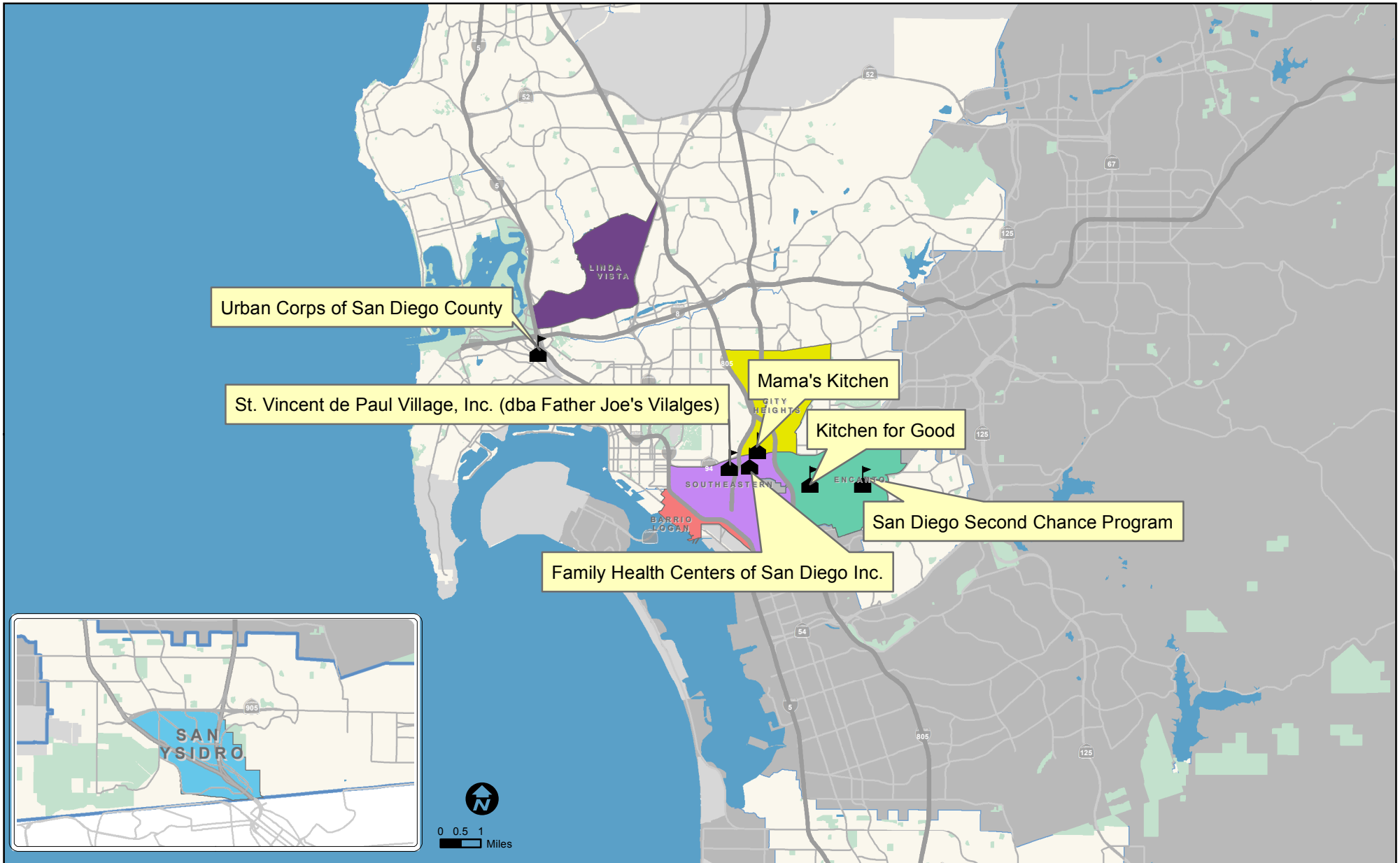
- Barrio Logan
- San Ysidro
- City Heights
- Southeastern
- Encanto
- Linda Vista

SanGIS

THIS MAP/DATA IS PROVIDED WITHOUT WARRANTY OF ANY KIND, EITHER EXPRESS OR IMPLIED, INCLUDING BUT NOT LIMITED TO, THE IMPLIED WARRANTIES OF MERCHANTABILITY AND FITNESS FOR A PARTICULAR PURPOSE.

Note: This product may contain information from the SANDAG Regional Information System which cannot be reproduced without the written permission of SANDAG. This product may contain information reproduced with permission from SANDAG ACTUALLY & COMPANY or SanGIS.

This map is copyrighted by RAND McNALLY & COMPANY, Inc. It is a trademark or registered trademark of RAND McNALLY & COMPANY, Inc. without the prior written permission of RAND McNALLY & COMPANY, Inc. Copyright SanGIS 2009. All Rights Reserved. Full text of the legal notice can be found at: http://www.sanagis.org/legal_notices.htm



Legend

Project Location

Geographic Targeted Areas

- Barrio Logan
- City Heights
- Encanto
- Linda Vista
- San Ysidro
- Southeastern

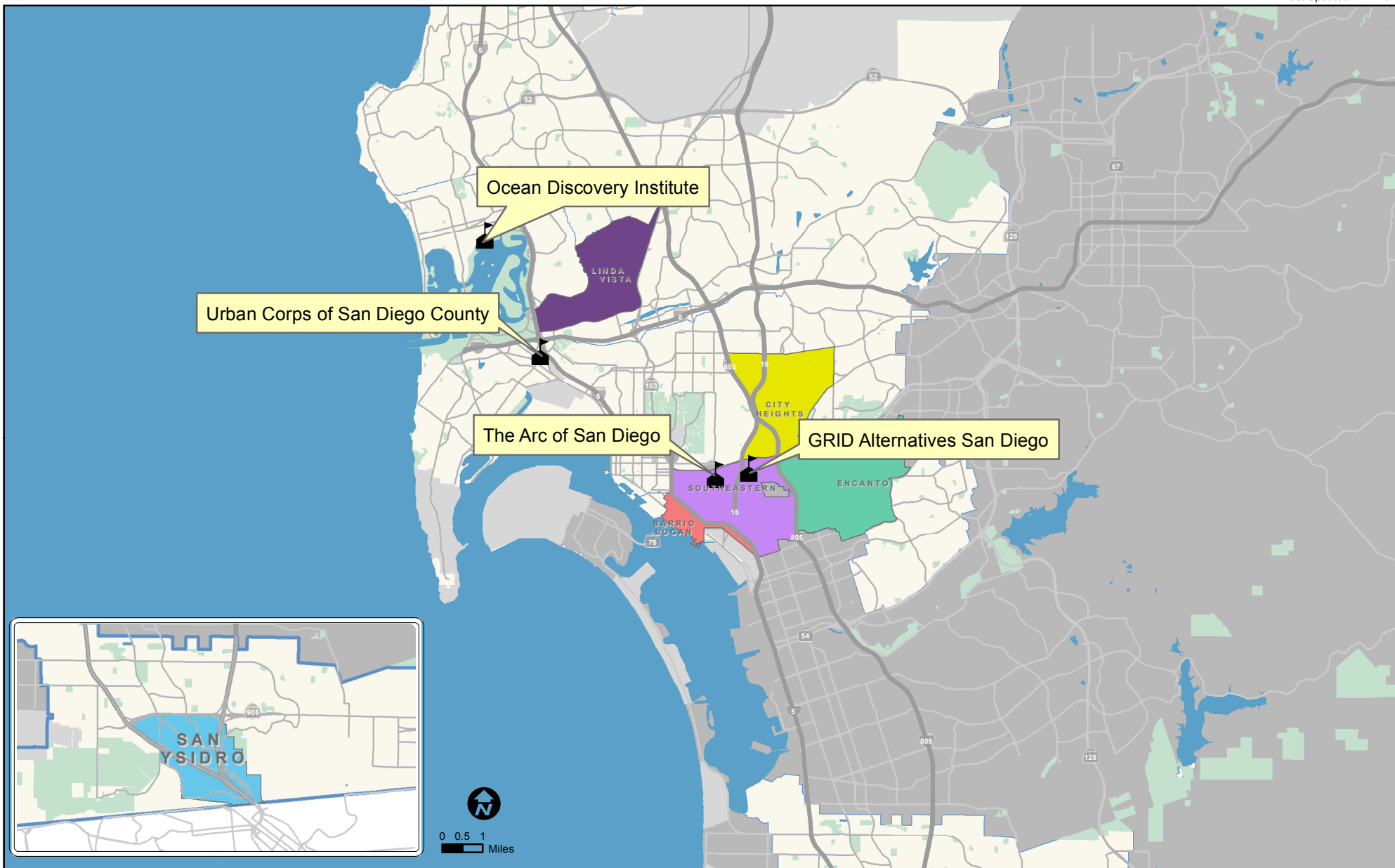
SanGIS

THIS MAP/DATA IS PROVIDED WITHOUT WARRANTY OF ANY KIND, EITHER EXPRESS OR IMPLIED, INCLUDING BUT NOT LIMITED TO, THE IMPLIED WARRANTIES OF MERCHANTABILITY AND FITNESS FOR A PARTICULAR PURPOSE.

Note: This product may contain information from the SANDAG Regional Information System which cannot be reproduced without the written permission of SANDAG. This product may contain information reproduced with permission, provided by SANDAG ACTUALLY & COMPANY or SanGIS.

This map is copyrighted by RAND McNALLY & COMPANY, Inc. It is a confidential copy, or represents all or any part thereof, whether for personal use or resale, without the prior, written permission of RAND McNALLY & COMPANY, Inc.

Copyright SanGIS 2009 - All Rights Reserved.
Full text of the legal notice can be found at: http://www.sanagis.com/legal_notices.htm



Legend

Project Location

Geographic Targeted Areas

- Barrio Logan
- San Ysidro
- City Heights
- Southeastern
- Encanto
- Linda Vista

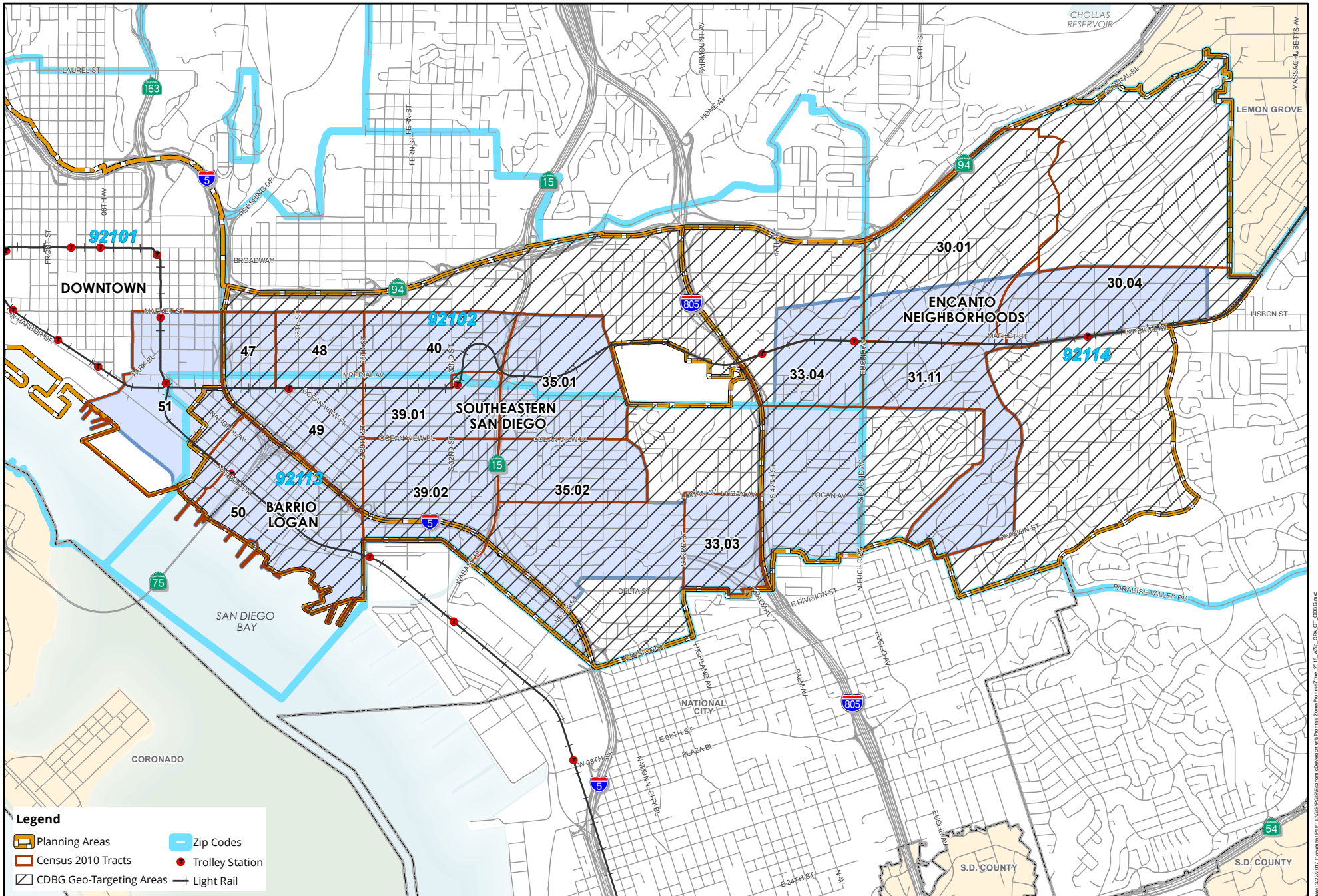
SanGIS

THIS MAP/DATA IS PROVIDED WITHOUT WARRANTY OF ANY KIND, EITHER EXPRESS OR IMPLIED, INCLUDING BUT NOT LIMITED TO, THE IMPLIED WARRANTIES OF MERCHANTABILITY AND FITNESS FOR A PARTICULAR PURPOSE.

Note: This product may contain information from the SANDAG Regional Information System which cannot be reproduced without the written permission of SANDAG. This product may contain information reproduced with permission from SAN DIEGO ACTUALLY, a COMPANY of SanGIS.

This map is copyrighted by RAND McNALLY & COMPANY, INC. It is a confidential copy, or represents all or any part thereof, whether for personal use or resale, without the prior, written permission of RAND McNALLY & COMPANY, INC.

Copyright SanGIS 2009 - All Rights Reserved.
Full text of the legal notice can be found at: http://www.sanGIS.org/legal_notice.htm



Legend

- Planning Areas
- Zip Codes
- Census 2010 Tracts
- Trolley Station
- CDBG Geo-Targeting Areas
- Light Rail