

**Family Health Centers of San Diego Safe Point San Diego (SPSD)  
Public Service FY-2017 Performance Report**

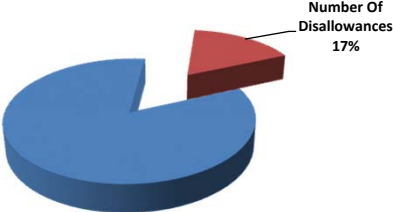
**OBJECTIVE**

An evaluation of past performance of CDBG-funded agencies will be conducted by Community Development Division staff via Performance Indicators. The approved Scoring Criteria for process contains a section related to a maximum of 3-point deduction based on performance tracked. Evaluation of the Performance Indicators is based on a three-pronged approach - Fiscal, Programmatic and Administrative Performance - with each element being worth 1 point.


**FISCAL**

**DISALLOWANCE (TWO PARTS - FREQUENCY OF DISALLOWANCE - .25 & TOTAL DISALLOWANCE - .25)**

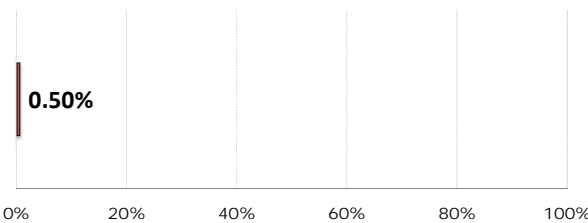
**Frequency Of Disallowance (.25)**

<b>Description</b>	<b>Project Duration</b>	13 Months
Measures the total number of disallowances that has occurred during the duration of the project. If an agency has accumulated a total that is <i>greater than or equal to 50%</i> , the agency shall receive a recommended deduction of .25 points.	<b>Frequency Of Disallowances</b>	2 Months
	<b>Recommended Deduction</b>	
 <p align="center">Number Of Disallowances 17%</p>		<b>0</b>
<b>Justification</b>		<p align="center">Frequency of disallowances during the course of the project is less than 50%</p>

**Total Disallowance (.25)**

<b>Description</b>	<b>Budget Awarded</b>	\$100,000.00
Measures the total balance of disallowances that has accumulated during the duration of the project. If an agency has accumulated a disallowance amount that is <i>greater than or equal to 10%</i> of the the total budget, the agency shall receive a recommended deduction of .25 points.	<b>Total Disallowances</b>	\$207.54
	<b>Recommended Deduction</b>	
 <p align="center">Total Disallowance 0%</p>		<b>0</b>
<b>Justification</b>		<p align="center">Disallowance balance is less than 10% of the total budget.</p>

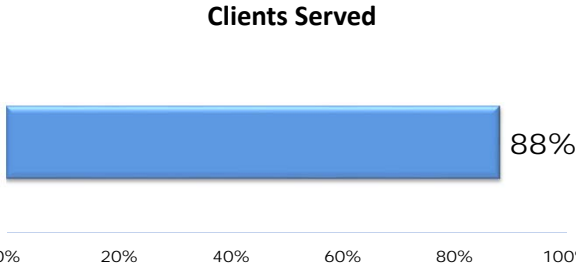
**BALANCE (.50)**

<b>Description</b>	<b>Budget Awarded</b>	\$100,000.00
Measures the remaining balance of the awarded budget. If the remaining balance is <i>greater than or equal to 10%</i> of the the total budget, the agency shall receive a recommended deduction of .50 points.	<b>Remaining Total</b>	\$495.11
	<b>Recommended Deduction</b>	
 <p align="center">0.50%</p>		<b>0</b>
<b>Justification</b>		<p align="center">Remaining balance is less than 10% of the total budget.</p>

## PROGRAMMATIC

### NUMERIC GOALS (MAX DEDUCTION - 1 POINT)


Description		
Measures the agency's goal outcome. If the agency completes at <i>least 80%</i> of their goals - <b>0</b> points shall be recommended for deduction. If <i>between 51%-71%</i> of their goals - <b>.50</b> points shall be recommended for deduction. If <i>50% or less</i> of goals are completed - <b>1</b> full point shall be recommended for deduction.	Family Health Centers of San Diego's Goals	1648
	Served	1452
<b>Recommended Deduction</b>		
<b>0</b>		
<b>Justification</b>		
Agency completed at least 80% of their goals.		



## ADMINISTRATIVE

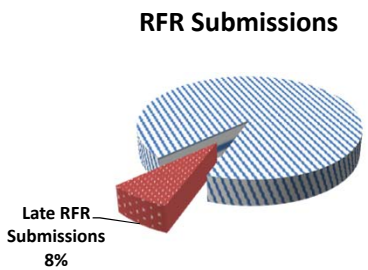
### MPR SUBMISSIONS (MAX DEDUCTION -.50 POINT)

Description		
Measures the agency's ability to submit MPR documents on time. If the agency submits <i>26% or more</i> MPRs late, they shall receive a recommended deduction of <b>.50</b> points.	Project Duration	12 Months
	Number of Months w/Late Submissions	0 Months
<b>Recommended Deduction</b>		
<b>0</b>		
<b>Justification</b>		
25% or less of MPRs were submitted late		



### RFR SUBMISSIONS (MAX DEDUCTION -.50 POINT)

Description		
Measures the agency's ability to submit RFR documents on time. If the agency submits <i>26% or more</i> RFRs late, they shall receive a recommended deduction of <b>.50</b> points.	Project Duration	13 Months
	Number of Months w/Late Submissions	1 Months
<b>Recommended Deduction</b>		
<b>0</b>		
<b>Justification</b>		
Less than 25% of RFRs were submitted late		



## TOTAL RECOMMENDED DEDUCTION

0

# Mama's Kitchen Home-Delivered Meal Service-San Diego Public Service FY-2017

## Performance Report

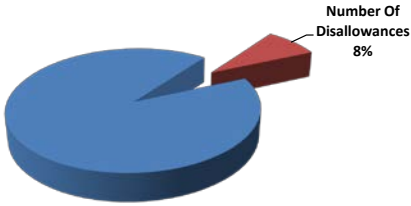
### OBJECTIVE

An evaluation of past performance of CDBG-funded agencies will be conducted by Community Development Division staff via Performance Indicators. The approved Scoring Criteria for process contains a section related to a maximum of 3-point deduction based on performance tracked. Evaluation of the Performance Indicators is based on a three-pronged approach - Fiscal, Programmatic and Administrative Performance - with each element being worth 1 point.

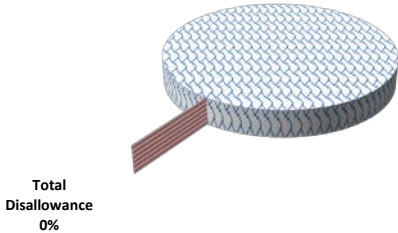
### FISCAL

#### DISALLOWANCE (TWO PARTS - FREQUENCY OF DISALLOWANCE - .25 & TOTAL DISALLOWANCE - .25)

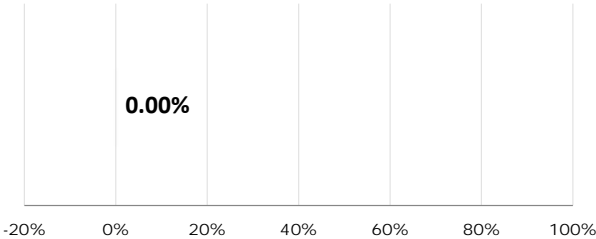
##### Frequency Of Disallowance (.25)

Description	Project Duration	12 Months	
Measures the total number of disallowances that has occurred during the duration of the project. If an agency has accumulated a total that is <i>greater than or equal to 50%</i> , the agency shall receive a recommended deduction of .25 points.	Frequency Of Disallowances	1 Months	
	Recommended Deduction		0
 <p>Number Of Disallowances 8%</p>	Justification		Frequency of disallowances during the course of the project is less than 50%

##### Total Disallowance (.25)

Description	Budget Awarded	\$75,000.00	
Measures the total balance of disallowances that has accumulated during the duration of the project. If an agency has accumulated a disallowance amount that is <i>greater than or equal to 10%</i> of the the total budget, the agency shall receive a recommended deduction of .25 points.	Total Disallowances	\$22.56	
	Recommended Deduction		0
 <p>Total Disallowance 0%</p>	Justification		Disallowance balance is less than 10% of the total budget.

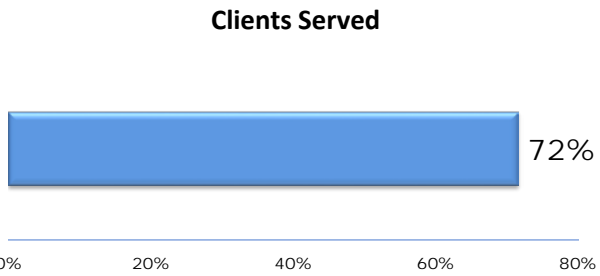
##### BALANCE (.50)

Description	Budget Awarded	\$75,000.00	
Measures the remaining balance of the awarded budget. If the remaining balance is <i>greater than or equal to 10%</i> of the the total budget, the agency shall receive a recommended deduction of .50 points.	Remaining Total	\$0.00	
	Recommended Deduction		0
 <p>0.00%</p>	Justification		Remaining balance is less than 10% of the total budget.

## PROGRAMMATIC

### NUMERIC GOALS (MAX DEDUCTION - 1 POINT)


Description		
Measures the agency's goal outcome. If the agency completes at <i>least 80%</i> of their goals - <b>0</b> points shall be recommended for deduction. If <i>between 51%-71%</i> of their goals - <b>.50</b> points shall be recommended for deduction. If <i>50% or less</i> of goals are completed - <b>1</b> full point shall be recommended for deduction.	Mama's Kitchen's Goals	454
	Served	325
<b>Recommended Deduction</b>		
<b>-.50</b>		
<b>Justification</b>		
<b>Agency completed between 79% - 51% of their goals.</b>		



## ADMINISTRATIVE

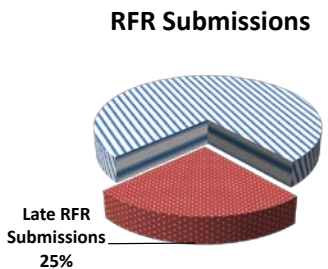
### MPR SUBMISSIONS (MAX DEDUCTION -.50 POINT)

Description		
Measures the agency's ability to submit MPR documents on time. If the agency submits <i>26% or more</i> MPRs late, they shall receive a recommended deduction of <b>.50</b> points.	Project Duration	12 Months
	Number of Months w/Late Submissions	4 Months
<b>Recommended Deduction</b>		
<b>-.50</b>		
<b>Justification</b>		
<b>26% or more MPRs were submitted late</b>		



### RFR SUBMISSIONS (MAX DEDUCTION -.50 POINT)

Description		
Measures the agency's ability to submit RFR documents on time. If the agency submits <i>26% or more</i> RFRs late, they shall receive a recommended deduction of <b>.50</b> points.	Project Duration	12 Months
	Number of Months w/Late Submissions	3 Months
<b>Recommended Deduction</b>		
<b>0</b>		
<b>Justification</b>		
<b>Less than 25% of RFRs were submitted late</b>		



## TOTAL RECOMMENDED DEDUCTION

-1

# Reality Changers College Town & Scholarship City Public Services FY-2017 Performance Report

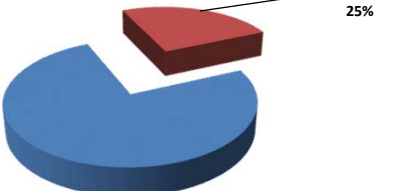
## OBJECTIVE

An evaluation of past performance of CDBG-funded agencies will be conducted by Community Development Division staff via Performance Indicators. The approved Scoring Criteria for process contains a section related to a maximum of 3-point deduction based on performance tracked. Evaluation of the Performance Indicators is based on a three-pronged approach - Fiscal, Programmatic and Administrative Performance - with each element being worth 1 point.


## FISCAL

### DISALLOWANCE (TWO PARTS - FREQUENCY OF DISALLOWANCE - .25 & TOTAL DISALLOWANCE - .25)

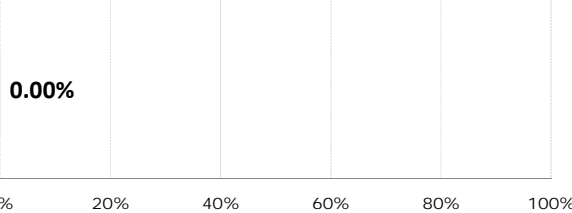
#### Frequency Of Disallowance (.25)

<table border="1" style="width: 100%; border-collapse: collapse;"> <tr> <th style="text-align: center;">Description</th> </tr> <tr> <td>Measures the total number of disallowances that has occurred during the duration of the project. If an agency has accumulated a total that is <i>greater than or equal to 50%</i>, the agency shall receive a recommended deduction of .25 points.</td> </tr> </table>	Description	Measures the total number of disallowances that has occurred during the duration of the project. If an agency has accumulated a total that is <i>greater than or equal to 50%</i> , the agency shall receive a recommended deduction of .25 points.	<table border="1" style="width: 100%; border-collapse: collapse;"> <tr> <td style="width: 50%;">Project Duration</td> <td style="width: 50%;">12 Months</td> </tr> <tr> <td>Frequency Of Disallowances</td> <td>3 Months</td> </tr> </table>	Project Duration	12 Months	Frequency Of Disallowances	3 Months
Description							
Measures the total number of disallowances that has occurred during the duration of the project. If an agency has accumulated a total that is <i>greater than or equal to 50%</i> , the agency shall receive a recommended deduction of .25 points.							
Project Duration	12 Months						
Frequency Of Disallowances	3 Months						
 <p><b>Frequency Of Disallowance</b> Number Of Disallowances 25%</p>	<table border="1" style="width: 100%; border-collapse: collapse;"> <tr> <th style="text-align: center;">Recommended Deduction</th> </tr> <tr> <td style="text-align: center; font-size: 24px; color: red;">0</td> </tr> <tr> <th style="text-align: center;">Justification</th> </tr> <tr> <td style="text-align: center; color: red;">Frequency of disallowances during the course of the project is less than 50%</td> </tr> </table>	Recommended Deduction	0	Justification	Frequency of disallowances during the course of the project is less than 50%		
Recommended Deduction							
0							
Justification							
Frequency of disallowances during the course of the project is less than 50%							

#### Total Disallowance (.25)

<table border="1" style="width: 100%; border-collapse: collapse;"> <tr> <th style="text-align: center;">Description</th> </tr> <tr> <td>Measures the total balance of disallowances that has accumulated during the duration of the project. If an agency has accumulated a disallowance amount that is <i>greater than or equal to 10%</i> of the the total budget, the agency shall receive a recommended deduction of .25 points.</td> </tr> </table>	Description	Measures the total balance of disallowances that has accumulated during the duration of the project. If an agency has accumulated a disallowance amount that is <i>greater than or equal to 10%</i> of the the total budget, the agency shall receive a recommended deduction of .25 points.	<table border="1" style="width: 100%; border-collapse: collapse;"> <tr> <td style="width: 50%;">Budget Awarded</td> <td style="width: 50%;">\$250,000.00</td> </tr> <tr> <td>Total Disallowances</td> <td>\$916.56</td> </tr> </table>	Budget Awarded	\$250,000.00	Total Disallowances	\$916.56
Description							
Measures the total balance of disallowances that has accumulated during the duration of the project. If an agency has accumulated a disallowance amount that is <i>greater than or equal to 10%</i> of the the total budget, the agency shall receive a recommended deduction of .25 points.							
Budget Awarded	\$250,000.00						
Total Disallowances	\$916.56						
 <p><b>Disallowance Balance</b> Total Disallowance 0%</p>	<table border="1" style="width: 100%; border-collapse: collapse;"> <tr> <th style="text-align: center;">Recommended Deduction</th> </tr> <tr> <td style="text-align: center; font-size: 24px; color: red;">0</td> </tr> <tr> <th style="text-align: center;">Justification</th> </tr> <tr> <td style="text-align: center; color: red;">Disallowance balance is less than 10% of the total budget.</td> </tr> </table>	Recommended Deduction	0	Justification	Disallowance balance is less than 10% of the total budget.		
Recommended Deduction							
0							
Justification							
Disallowance balance is less than 10% of the total budget.							

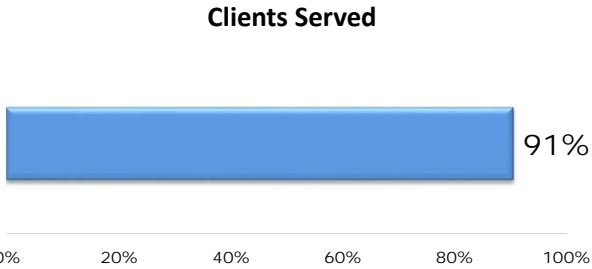
#### BALANCE (.50)

<table border="1" style="width: 100%; border-collapse: collapse;"> <tr> <th style="text-align: center;">Description</th> </tr> <tr> <td>Measures the remaining balance of the awarded budget. If the remaining balance is <i>greater than or equal to 10%</i> of the the total budget, the agency shall receive a recommended deduction of .50 points.</td> </tr> </table>	Description	Measures the remaining balance of the awarded budget. If the remaining balance is <i>greater than or equal to 10%</i> of the the total budget, the agency shall receive a recommended deduction of .50 points.	<table border="1" style="width: 100%; border-collapse: collapse;"> <tr> <td style="width: 50%;">Budget Awarded</td> <td style="width: 50%;">\$250,000.00</td> </tr> <tr> <td>Remaining Total</td> <td>\$0.00</td> </tr> </table>	Budget Awarded	\$250,000.00	Remaining Total	\$0.00
Description							
Measures the remaining balance of the awarded budget. If the remaining balance is <i>greater than or equal to 10%</i> of the the total budget, the agency shall receive a recommended deduction of .50 points.							
Budget Awarded	\$250,000.00						
Remaining Total	\$0.00						
 <p><b>Remaining Balance</b> 0.00%</p>	<table border="1" style="width: 100%; border-collapse: collapse;"> <tr> <th style="text-align: center;">Recommended Deduction</th> </tr> <tr> <td style="text-align: center; font-size: 24px; color: red;">0</td> </tr> <tr> <th style="text-align: center;">Justification</th> </tr> <tr> <td style="text-align: center; color: red;">Remaining balance is less than 10% of the total budget.</td> </tr> </table>	Recommended Deduction	0	Justification	Remaining balance is less than 10% of the total budget.		
Recommended Deduction							
0							
Justification							
Remaining balance is less than 10% of the total budget.							

## PROGRAMMATIC

### NUMERIC GOALS (MAX DEDUCTION - 1 POINT)

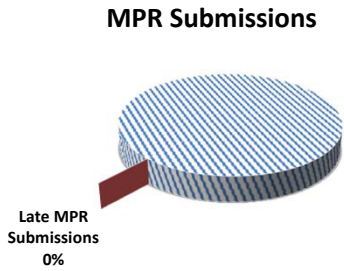
Description		
Measures the agency's goal outcome. If the agency completes at <i>least 80%</i> of their goals - <b>0</b> points shall be recommended for deduction. If <i>between 51%-71%</i> of their goals - <b>.50</b> points shall be recommended for deduction. If <i>50% or less</i> of goals are completed - <b>1</b> full point shall be recommended for deduction.	Reality Changers's Goals	1180
	Served	1068
<b>Recommended Deduction</b>		
<b>0</b>		
<b>Justification</b>		
<b>Agency completed at least 80% of their goals.</b>		



## ADMINISTRATIVE

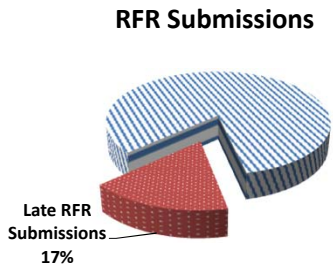
### MPR SUBMISSIONS (MAX DEDUCTION -.50 POINT)

Description		
Measures the agency's ability to submit MPR documents on time. If the agency submits <i>26% or more</i> MPRs late, they shall receive a recommended deduction of <b>.50</b> points.	Project Duration	12 Months
	Number of Months w/Late Submissions	0 Months
<b>Recommended Deduction</b>		
<b>0</b>		
<b>Justification</b>		
<b>25% or less of MPRs were submitted late</b>		



### RFR SUBMISSIONS (MAX DEDUCTION -.50 POINT)

Description		
Measures the agency's ability to submit RFR documents on time. If the agency submits <i>26% or more</i> RFRs late, they shall receive a recommended deduction of <b>.50</b> points.	Project Duration	12 Months
	Number of Months w/Late Submissions	2 Months
<b>Recommended Deduction</b>		
<b>0</b>		
<b>Justification</b>		
<b>Less than 25% of RFRs were submitted late</b>		



## TOTAL RECOMMENDED DEDUCTION

0

# Workshops for Warriors Veterans Employment Training Program Public Services FY-2017 Performance Report

## OBJECTIVE

An evaluation of past performance of CDBG-funded agencies will be conducted by Community Development Division staff via Performance Indicators. The approved Scoring Criteria for process contains a section related to a maximum of 3-point deduction based on performance tracked. Evaluation of the Performance Indicators is based on a three-pronged approach - Fiscal, Programmatic and Administrative Performance - with each element being worth 1 point.

## FISCAL

### DISALLOWANCE (TWO PARTS - FREQUENCY OF DISALLOWANCE - .25 & TOTAL DISALLOWANCE - .25)

#### Frequency Of Disallowance (.25)

Description		
Measures the total number of disallowances that has occurred during the duration of the project. If an agency has accumulated a total that is <i>greater than or equal to 50%</i> , the agency shall receive a recommended deduction of .25 points.	Project Duration	9 Months
	Frequency Of Disallowances	6 Months
<b>Frequency Of Disallowance</b>		
<p>A 3D pie chart with a red slice representing 67% and a blue slice representing the remainder. A label 'Number Of Disallowances 67%' points to the red slice.</p>		
<b>Recommended Deduction</b>		
-.25		
<b>Justification</b>		
Frequency of disallowances during the course of the project is equal to or greater than 50%.		

#### Total Disallowance (.25)

Description		
Measures the total balance of disallowances that has accumulated during the duration of the project. If an agency has accumulated a disallowance amount that is <i>greater than or equal to 10%</i> of the the total budget, the agency shall receive a recommended deduction of .25 points.	Budget Awarded	\$100,000.00
	Total Disallowances	\$6,391.17
<b>Disallowance Balance</b>		
<p>A 3D pie chart with a small red slice representing 6% and a larger blue slice representing the remainder. A label 'Total Disallowance 6%' points to the red slice.</p>		
<b>Recommended Deduction</b>		
0		
<b>Justification</b>		
Disallowance balance is less than 10% of the total budget.		

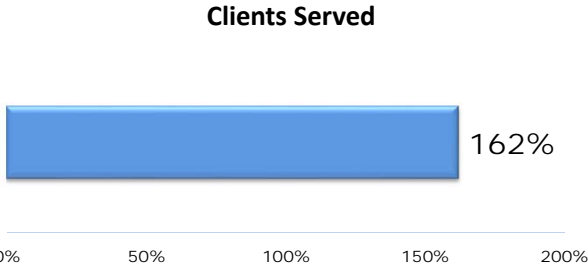
#### BALANCE (.50)

Description		
Measures the remaining balance of the awarded budget. If the remaining balance is <i>greater than or equal to 10%</i> of the the total budget, the agency shall receive a recommended deduction of .50 points.	Budget Awarded	\$100,000.00
	Remaining Total	\$0.00
<b>Remaining Balance</b>		
<p>A bar chart with a single bar at 0.00% on a scale from 0% to 100% in 20% increments.</p>		
<b>Recommended Deduction</b>		
0		
<b>Justification</b>		
Remaining balance is less than 10% of the total budget.		

## PROGRAMMATIC

### NUMERIC GOALS (MAX DEDUCTION - 1 POINT)


Description		
Measures the agency's goal outcome. If the agency completes at <i>least 80%</i> of their goals - <b>0</b> points shall be recommended for deduction. If <i>between 51%-71%</i> of their goals - <b>.50</b> points shall be recommended for deduction. If <i>50% or less</i> of goals are completed - <b>1</b> full point shall be recommended for deduction.	Workshops for Warriors's Goals	100
	Served	162
<b>Recommended Deduction</b>		
<b>0</b>		
<b>Justification</b>		
Agency completed at least 80% of their goals.		



## ADMINISTRATIVE


### MPR SUBMISSIONS (MAX DEDUCTION -.50 POINT)

Description		
Measures the agency's ability to submit MPR documents on time. If the agency submits <i>26% or more</i> MPRs late, they shall receive a recommended deduction of <b>.50</b> points.	Project Duration	12 Months
	Number of Months w/Late Submissions	2 Months
<b>Recommended Deduction</b>		
<b>0</b>		
<b>Justification</b>		
25% or less of MPRs were submitted late		



### RFR SUBMISSIONS (MAX DEDUCTION -.50 POINT)

Description		
Measures the agency's ability to submit RFR documents on time. If the agency submits <i>26% or more</i> RFRs late, they shall receive a recommended deduction of <b>.50</b> points.	Project Duration	9 Months
	Number of Months w/Late Submissions	3 Months
<b>Recommended Deduction</b>		
<b>-.50</b>		
<b>Justification</b>		
26% or more RFRs were submitted late		



## TOTAL RECOMMENDED DEDUCTION

**-0.75**