



Fiscal Year 2020 CAPER

**Attachment 2:
IDIS Reports**

IDIS REPORTS

- PR-02: Activities Report by Grant
- PR-03: CDBG Activities Summary
- PR-23: CDBG Summary
- PR-23: HOME Summary
- PR-26: CDBG Financial Summary
- PR-91: ESG Financial Summary

Office of Community Planning and Development
Integrated Disbursement and Information System
List of Activities By Program Year And Project
SAN DIEGO,CA

REPORT FOR CPD ALL
PROGRAM:

CDBG, HESG, HOPWA, HOME,
ESG

PGM YR: ALL

2019

Formula and Competitive Grants only

Plan Year	IDIS Project	Project	IDIS Activity ID	Activity Name	Activity Status	Program	Funded Amount	Draw Amount	Balance
2019	1	CDBG Administration	7323	HUD ADMINISTRATION-20	Open	CDBG	\$6,277,989.00	\$4,433,131.12	\$1,844,857.88
			7324	FAIR HSG SERVICES-20	Open	CDBG	\$210,500.00	\$178,338.63	\$32,161.37
Project Total							\$6,488,489.00	\$4,611,469.75	\$1,877,019.25
2019	2	Workforce Development and Job Readiness	7341	CASA FAMILIAR INC-20	Open	CDBG	\$73,368.00	\$71,154.93	\$2,213.07
			7342	CTR EMP OPP-EMP REENTRY-20	Completed	CDBG	\$100,000.00	\$100,000.00	\$0.00
			7343	GRID ALTERNATIVES-INSTALLER-	Open	CDBG	\$99,083.00	\$46,308.73	\$52,774.27
			7344	INTER RESCUE COMM-PROJECT	Completed	CDBG	\$86,766.23	\$86,766.23	\$0.00
			7345	KITCHENS 4 GOOD-PROJECT	Completed	CDBG	\$120,000.00	\$120,000.00	\$0.00
			7346	SD WORKFORCE PART-HIRE YTH-	Open	CDBG	\$313,000.00	\$246,658.00	\$66,342.00
			7347	SD WORKFORCE PART-C2C-20	Open	CDBG	\$225,000.00	\$105,266.00	\$119,734.00
			7348	SD WORKFORCE PART-CODE SD-	Open	CDBG	\$1,037,000.00	\$627,273.00	\$409,727.00
			7384	HOME START-WORKFORCE DEV-20	Completed	CDBG	\$41,422.33	\$41,422.33	\$0.00
			Project Total						
2019	3	Community and Public Services	7359	ALMA COMM-ACC PARENTING-20	Open	CDBG	\$50,000.00	\$37,937.51	\$12,062.49
			7360	BAYSIDE COMM CTR-SOCIAL	Open	CDBG	\$52,303.00	\$25,415.33	\$26,887.67
			7361	CITY SD LIB-LIBRARY NEXT-20	Open	CDBG	\$250,000.00	\$187,500.00	\$62,500.00
			7362	FAMILY HLTH CTR-SAFE POINT SD-	Open	CDBG	\$150,000.00	\$138,331.84	\$11,668.16
			7363	KAREN ORGANIZATION OF SD-20	Completed	CDBG	\$55,972.00	\$55,972.00	\$0.00
			7364	LAUNCHING LEGACIES-SOCIAL	Open	CDBG	\$50,000.00	\$25,000.00	\$25,000.00
			7365	MAMA'S KITCHEN-HOME MEALS-20	Completed	CDBG	\$125,000.00	\$125,000.00	\$0.00
			7366	MEALS-HOME DELIVERED-20	Completed	CDBG	\$84,130.00	\$84,130.00	\$0.00
			7367	OCEAN DISCOVERY-EMPOWERING-	Completed	CDBG	\$99,884.75	\$99,884.75	\$0.00
			7368	ORGANIZATION IN TRG-YOUTH	Open	CDBG	\$50,000.00	\$38,997.20	\$11,002.80
7369	PAVING GREAT FUTURES-CHAMP-	Completed	CDBG	\$50,000.00	\$50,000.00	\$0.00			
7370	REALITY CHANGERS-COLLEGE-20	Open	CDBG	\$120,000.00	\$120,000.00	\$0.00			

Plan Year	IDIS Project	Project	IDIS Activity ID	Activity Name	Activity Status	Program	Funded Amount	Draw Amount	Balance
			7371	SD LGBT COMMUNITY CENTER-20	Open	CDBG	\$150,000.00	\$96,487.97	\$53,512.03
			7372	SD PRO ART VOICES-YOUTH	Open	CDBG	\$50,000.00	\$30,402.50	\$19,597.50
			7373	SPACE 4 ART-STEAM TO STREETS-	Open	CDBG	\$50,000.00	\$24,052.15	\$25,947.85
			7374	VOICES FOR CHILDREN-20	Completed	CDBG	\$250,000.00	\$250,000.00	\$0.00
			7375	URBAN GROWTH CSA-20	Open	CDBG	\$50,000.00	\$28,996.56	\$21,003.44
			7376	WAVE ACADEMY-20	Completed	CDBG	\$52,800.00	\$52,800.00	\$0.00
		Project Total					\$1,740,089.75	\$1,470,907.81	\$269,181.94
4		Affordable Housing and Residential Rehabilitation CDBG	7326	SDHC-AFFORDABLE HOUSING	Open	CDBG	\$10,000,000.00	\$10,000,000.00	\$0.00
			7327	LISC CATALYTIC NEIGH FUND-20	Open	CDBG	\$2,210,750.00	\$0.00	\$2,210,750.00
			7328	GRID ALTERNATIVES-SINGLE	Open	CDBG	\$2,500,000.00	\$230,634.00	\$2,269,366.00
		Project Total					\$14,710,750.00	\$10,230,634.00	\$4,480,116.00
5		Economic Development	7329	ACCESS-MICROENTERPRISE-20	Open	CDBG	\$171,056.00	\$107,935.24	\$63,120.76
			7330	ACCION-SAN DIEGO-20	Completed	CDBG	\$191,109.82	\$191,109.82	\$0.00
			7331	ALLIANCE FOR AFRICAN ASSIST-	Open	CDBG	\$189,942.08	\$148,126.54	\$41,815.54
			7332	CITY HEIGHTS CDC-MICROENT-20	Completed	CDBG	\$105,575.22	\$105,575.22	\$0.00
			7333	CITY SD-ED BUS ASSISTANCE	Open	CDBG	\$426,914.00	\$0.00	\$426,914.00
			7334	CDC SM BUS FIN-CW ED IMPACT-20	Canceled	CDBG	\$0.00	\$0.00	\$0.00
			7335	HORN OF AFRICA-CH REFUGEE	Completed	CDBG	\$182,201.00	\$182,201.00	\$0.00
			7336	INTER RESCUE COMM-MICROENT-	Open	CDBG	\$147,438.00	\$133,702.48	\$13,735.52
			7337	CITY SD-EARLY STAGE DEV ACCEL-	Open	CDBG	\$500,000.00	\$0.00	\$500,000.00
			7338	CITY SD-SBRF-20	Open	CDBG	\$3,387,285.36	\$1,490,000.00	\$1,897,285.36
			7339	SOMALI FAMILY-MICROENT-20	Open	CDBG	\$233,551.00	\$193,343.09	\$40,207.91
			7340	SOUTHWEST COM CLGE-SMALL	Open	CDBG	\$346,934.74	\$343,309.50	\$3,625.24
			7385	LOGAN HTS CDC-NEW	Open	CDBG	\$50,000.00	\$47,073.29	\$2,926.71
			7386	SOMALI BANTU-WE DREAM-20	Open	CDBG	\$50,000.00	\$20,000.00	\$30,000.00
		Project Total					\$5,982,007.22	\$2,962,376.18	\$3,019,631.04
6		Improvement of Nonprofit Facilities	7377	ACCESS YOUTH ACADEMY SE-20	Open	CDBG	\$5,500,000.00	\$695,975.18	\$4,804,024.82
			7378	FAMILY HLTH CTR-LOGAN	Open	CDBG	\$481,885.00	\$0.00	\$481,885.00
			7379	LA MAESTRA HEALTH CENTER-20	Open	CDBG	\$366,025.00	\$0.00	\$366,025.00
			7380	NEIGHBORHOOD HOUSE-41ST ST-	Open	CDBG	\$233,334.00	\$0.00	\$233,334.00
			7381	NEIGHBORHOOD HOUSE-NUT CTR-	Open	CDBG	\$147,814.40	\$0.00	\$147,814.40
			7382	SD LGBT-SUNBURST YOUTH	Open	CDBG	\$163,337.00	\$0.00	\$163,337.00
			7383	ST PAUL-PACE REASNER-20	Open	CDBG	\$317,122.00	\$151,940.00	\$165,182.00
			7502	NTC-VVSD-20	Open	CDBG	\$287,500.00	\$0.00	\$287,500.00
			7503	NTC-SDYS-20	Open	CDBG	\$287,500.00	\$0.00	\$287,500.00
		Project Total					\$7,784,517.40	\$847,915.18	\$6,936,602.22

Plan Year	IDIS Project	Project	IDIS Activity ID	Activity Name	Activity Status	Program	Funded Amount	Draw Amount	Balance
7	Homelessness - CDBG	7351	LA MAESTRA HEALTH SERVICES-20	Completed	CDBG	\$171,060.00	\$171,060.00	\$0.00	
		7352	FATHER JOES'S VILLAGES-HOPE-	Open	CDBG	\$58,167.00	\$43,936.27	\$14,230.73	
		7353	SERVING SENIORS-20	Open	CDBG	\$50,000.00	\$50,000.00	\$0.00	
		7354	WESLEY HOUSE 2ND START-20	Open	CDBG	\$50,000.00	\$47,166.32	\$2,833.68	
		7355	SD HSG COMM-DAY CENTER-20	Completed	CDBG	\$541,250.00	\$541,250.00	\$0.00	
		7356	SD HSG COMM-CONNECTIONS-20	Open	CDBG	\$303,575.00	\$303,570.86	\$4.14	
		7357	SD HSG COMM-CORTEZ-20	Open	CDBG	\$205,902.00	\$205,902.00	\$0.00	
		7358	SD HSG COMM-INTERIM HOUSING-	Completed	CDBG	\$267,350.97	\$267,350.97	\$0.00	
		7391	CITY SD-ED-HOMELESS FAC	Open	CDBG	\$25,000.00	\$0.00	\$25,000.00	
		7392	CITY SD-ED-HOMELESS FAC SVC-	Open	CDBG	\$400,000.00	\$0.00	\$400,000.00	
		7422	NTC HOMELESSNESS-CATHOLIC	Open	CDBG	\$287,500.00	\$0.00	\$287,500.00	
		7423	NTC HOMELESSNESS-SVDP-20	Open	CDBG	\$287,500.00	\$0.00	\$287,500.00	
			Project Total					\$2,647,304.97	\$1,630,236.42
8	Public Infrastructure Improvements	7349	CITY SD MID-CITY IDEA LAB-20	Canceled	CDBG	\$0.00	\$0.00	\$0.00	
		7350	CITY SD SE MINI PARK IMP-20	Open	CDBG	\$4,600,000.00	\$595,414.92	\$4,004,585.08	
		7424	CITY SD-MID CITY IDEA LAB-20	Open	CDBG	\$0.00	\$0.00	\$0.00	
		7425	CITY SD-CITY HEIGHTS POOL CIP-	Open	CDBG	\$1,960,860.31	\$0.00	\$1,960,860.31	
	Project Total					\$6,560,860.31	\$595,414.92	\$5,965,445.39	
9	SDHC-Homeownership	7412	2836 Casey St #A San Diego, CA	Completed	HOME	\$20,700.00	\$20,700.00	\$0.00	
		7413	2746 Terrace Pine Dr Unit C San	Completed	HOME	\$54,025.00	\$54,025.00	\$0.00	
		7417	2041 Bluehaven Ct. San Diego, CA	Completed	HOME	\$64,890.00	\$64,890.00	\$0.00	
		7418	1811 Harrison Ave #9 San Diego, CA	Completed	HOME	\$70,000.00	\$70,000.00	\$0.00	
		7419	1819 Harrison Ave San Diego, CA	Completed	HOME	\$54,500.00	\$54,500.00	\$0.00	
		7426	1625 Hotel Circle S. #C304 San Diego,	Completed	HOME	\$52,225.00	\$52,225.00	\$0.00	
		7427	2825 Iris Ave San Diego, CA 92173-	Completed	HOME	\$47,125.00	\$47,125.00	\$0.00	
		7428	8422 Summerdale Road #A San	Completed	HOME	\$65,825.00	\$65,825.00	\$0.00	
		7429	1961 Bluehaven Ct. San Diego, CA	Completed	HOME	\$65,090.00	\$65,090.00	\$0.00	
		7430	4437 51st St #7 San Diego, CA 92115	Completed	HOME	\$54,775.00	\$54,775.00	\$0.00	
		7431	7006 Silverwood St San Diego, CA	Completed	HOME	\$81,580.00	\$81,580.00	\$0.00	
		7432	6401 Mount Ada Rd #245 San Diego,	Completed	HOME	\$45,765.00	\$45,765.00	\$0.00	
		7433	17161 Alva Rd Unit 916 San Diego,	Completed	HOME	\$70,223.00	\$70,223.00	\$0.00	
		7434	6228 Streamview Ave San Diego, CA	Completed	HOME	\$75,855.00	\$75,855.00	\$0.00	
		7435	6318 Brooklyn Ave San Diego, CA	Completed	HOME	\$73,475.00	\$73,475.00	\$0.00	
		7436	1466 S. 45th St. San Diego, CA	Completed	HOME	\$50,640.00	\$50,640.00	\$0.00	
7437	4562 Twain Ave #11 San Diego, CA,	Completed	HOME	\$45,325.00	\$45,325.00	\$0.00			
7438	7555 Linda Vista Rd #37 San Diego,	Completed	HOME	\$57,720.00	\$57,720.00	\$0.00			

Plan Year	IDIS Project	Project	IDIS Activity ID	Activity Name	Activity Status	Program	Funded Amount	Draw Amount	Balance
			7439	4059 Hilltop Dr. San Diego, CA 92101,	Completed	HOME	\$70,130.00	\$70,130.00	\$0.00
			7440	2516 Calle Serena, San Diego, CA	Completed	HOME	\$78,575.00	\$78,575.00	\$0.00
			7441	3474 Del Sol Blvd #C, San Diego, CA	Completed	HOME	\$59,875.00	\$59,875.00	\$0.00
			7444	3784 Gatty St San Diego, CA 92154,	Completed	HOME	\$78,575.00	\$78,575.00	\$0.00
			7445	3718 Birch St. San Diego, CA 92113,	Completed	HOME	\$64,125.00	\$64,125.00	\$0.00
			7446	2846 Casey St. #A San Diego, CA	Completed	HOME	\$64,220.00	\$64,220.00	\$0.00
			7447	2748 Alta View Dr. San Diego, CA	Completed	HOME	\$55,625.00	\$55,625.00	\$0.00
			7448	3770 National Ave #3 San Diego, CA	Completed	HOME	\$41,175.00	\$41,175.00	\$0.00
			7450	2960 Broadway #7 San Diego, CA	Completed	HOME	\$54,810.00	\$54,810.00	\$0.00
			7451	2344 Smyth Ave #2 San Diego, CA	Completed	HOME	\$54,940.00	\$54,940.00	\$0.00
			7452	5625 Kelton Pl. San Diego, CA 92114,	Completed	HOME	\$76,875.00	\$76,875.00	\$0.00
			7453	3494 Del Sol Blvd #G San Diego, CA	Completed	HOME	\$42,705.00	\$42,705.00	\$0.00
			7454	1038 S 45th St. San Diego, CA 92113,	Completed	HOME	\$76,875.00	\$76,875.00	\$0.00
			7455	6780 Friars Rd #351 San Diego, CA	Completed	HOME	\$51,055.00	\$51,055.00	\$0.00
			7457	2840 39th St. #12 San Diego, CA	Completed	HOME	\$36,925.00	\$36,925.00	\$0.00
			7458	8263 Echo Dell Road San Diego, CA	Completed	HOME	\$53,415.00	\$53,415.00	\$0.00
			7459	7787 Margerum Ave #234 San Diego,	Completed	HOME	\$46,575.00	\$46,575.00	\$0.00
			7460	2031 Dairy Mart RD #1 San Diego, CA	Completed	HOME	\$40,078.00	\$40,078.00	\$0.00
			7461	552 Merlin Dr. San Diego, CA 92114,	Completed	HOME	\$73,475.00	\$73,475.00	\$0.00
			7462	5605 Friars Rd #287 San Diego, CA	Completed	HOME	\$67,115.00	\$67,115.00	\$0.00
			7463	17161 Alva Rd #3114 San Diego, CA	Completed	HOME	\$77,146.00	\$77,146.00	\$0.00
		Project Total					\$2,314,027.00	\$2,314,027.00	\$0.00
10		SDHC-Rental Housing	7420	14th and Commercial Apartments	Open	HOME	\$3,800,000.00	\$2,800,000.00	\$1,000,000.00
			7421	14C VHHP Apartments	Open	HOME	\$2,900,000.00	\$1,900,000.00	\$1,000,000.00
			7442	The Ivy Senior Apartments	Open	HOME	\$2,000,000.00	\$1,500,000.00	\$500,000.00
			7443	Trinity Apartments	Open	HOME	\$500,000.00	\$375,000.00	\$125,000.00
			7449	East Block Senior Apartments	Open	HOME	\$1,750,000.00	\$1,000,000.00	\$750,000.00
		Project Total					\$10,950,000.00	\$7,575,000.00	\$3,375,000.00
11		HOME Administration	7390	HOME Administration (2020)	Open	HOME	\$531,201.10	\$362,450.17	\$168,750.93
			7414	Program Income Administration	Open	HOME	\$416,558.39	\$377,094.68	\$39,463.71
		Project Total					\$947,759.49	\$739,544.85	\$208,214.64
12		ESG 19 City of San Diego (2020)	7387	ESG 19 Administration (2020)	Open	HESG	\$75,435.23	\$74,129.00	\$1,306.23
			7388	ESG 19 Rapid Rehousing (2020)	Open	HESG	\$326,886.77	\$326,886.76	\$0.01
			7389	ESG Shelter (2020)	Open	HESG	\$603,481.00	\$585,560.92	\$17,920.08
		Project Total					\$1,005,803.00	\$986,576.68	\$19,226.32
14		County of San Diego - HOPWA -Admin	7409	14/County of San Diego-Administration	Completed	HOPWA	\$124,937.00	\$124,937.00	\$0.00

Plan Year	IDIS Project	Project	IDIS Activity ID	Activity Name	Activity Status	Program	Funded Amount	Draw Amount	Balance
		Project Total					\$124,937.00	\$124,937.00	\$0.00
15		CDBG Unobligated	7325	UNOBLIGATED CDBG-20	Canceled	CDBG	\$0.00	\$0.00	\$0.00
		Project Total					\$0.00	\$0.00	\$0.00
16		Being Alive San Diego - Supportive Services	7395	16/Being Alive Moving Services	Open	HOPWA	\$101,504.73	\$92,041.39	\$9,463.34
		Project Total					\$101,504.73	\$92,041.39	\$9,463.34
17		Being Alive San Diego - STRMU	7394	17/Being Alive - STRMU	Open	HOPWA	\$37,809.25	\$37,809.25	\$0.00
		Project Total					\$37,809.25	\$37,809.25	\$0.00
18		Fraternity House - Housing Operations	7398	18/Fraternity House - Housing	Open	HOPWA	\$91,830.64	\$83,497.64	\$8,333.00
		Project Total					\$91,830.64	\$83,497.64	\$8,333.00
19		Mama's Kitchen - Nutrition Project Supportive	7399	19/Mamas Kitchen - Nutrition Project	Open	HOPWA	\$138,384.42	\$135,807.29	\$2,577.13
		Project Total					\$138,384.42	\$135,807.29	\$2,577.13
20		South Bay Community Services - Supportive	7400	20/South Bay Community Services -	Open	HOPWA	\$22,468.95	\$21,659.89	\$809.06
		Project Total					\$22,468.95	\$21,659.89	\$809.06
21		St. Vincent de Paul Village - Housing	7401	21/St. Vincent de Paul Village -	Open	HOPWA	\$596,426.33	\$571,543.83	\$24,882.50
		Project Total					\$596,426.33	\$571,543.83	\$24,882.50
22		St. Vincent de Paul Village - Supportive	7402	22/St. Vincent de Paul Village -	Open	HOPWA	\$557,068.27	\$508,685.39	\$48,382.88
		Project Total					\$557,068.27	\$508,685.39	\$48,382.88
23		Stepping Stone of San Diego - Housing	7403	23/Stepping Stone of San Diego -	Open	HOPWA	\$201,349.00	\$193,539.07	\$7,809.93
		Project Total					\$201,349.00	\$193,539.07	\$7,809.93
24		Stepping Stone of San Diego - Supportive	7404	24/Stepping Stone of San Diego -	Open	HOPWA	\$158,607.34	\$158,295.11	\$312.23
		Project Total					\$158,607.34	\$158,295.11	\$312.23
25		Townspeople - Emergency Housing	7405	25/Townspeople - Emergency Housing	Open	HOPWA	\$327,858.85	\$310,919.89	\$16,938.96
		Project Total					\$327,858.85	\$310,919.89	\$16,938.96
26		Townspeople - Housing Operations	7406	26/Townspeople - Housing Operations	Open	HOPWA	\$168,159.00	\$152,078.90	\$16,080.10
		Project Total					\$168,159.00	\$152,078.90	\$16,080.10
27		Townspeople - Supportive Services	7407	27/Townspeople - Supportive Services	Open	HOPWA	\$167,567.00	\$148,836.31	\$18,730.69
		Project Total					\$167,567.00	\$148,836.31	\$18,730.69
28		County of San Diego -TBRA	7408	28/County of San Diego - TBRA	Open	HOPWA	\$933,833.50	\$876,174.85	\$57,658.65
		Project Total					\$933,833.50	\$876,174.85	\$57,658.65
29		County of San Diego - Resource Identification	7410	29/County of San Diego HCDS -	Completed	HOPWA	\$3,294.68	\$3,294.68	\$0.00
		Project Total					\$3,294.68	\$3,294.68	\$0.00
30		Fraternity House - Supportive Services	7397	30/Fraternity House - Supportive	Open	HOPWA	\$416,107.06	\$379,560.35	\$36,546.71
		Project Total					\$416,107.06	\$379,560.35	\$36,546.71
31		Fraternity House - Housing Operations	7396	31/Fraternity House - Housing	Open	HOPWA	\$55,737.11	\$53,739.48	\$1,997.63
		Project Total					\$55,737.11	\$53,739.48	\$1,997.63
32		Info Line of San Diego County - Information	7411	32/Info Line of San Diego County -	Open	HOPWA	\$62,586.27	\$62,586.27	\$0.00

Plan Year	IDIS Project	Project	IDIS Activity ID	Activity Name	Activity Status	Program	Funded Amount	Draw Amount	Balance
		Project Total					\$62,586.27	\$62,586.27	\$0.00
	33	CDBG-CV Related activities	7514	TBD-NONPROFIT PS ACTIVITY 2-21	Open	CDBG	\$0.00	\$0.00	\$0.00
			7516	CITY SD-PS RENTAL ASSISTANCE 2-	Open	CDBG	\$0.00	\$0.00	\$0.00
			7520	ADMIN CDBG-CV	Open	CDBG	\$0.00	\$0.00	\$0.00
		Project Total					\$0.00	\$0.00	\$0.00
						CDBG	\$48,009,658.21	\$23,793,803.48	\$24,215,854.73
						HESG	\$1,005,803.00	\$986,576.68	\$19,226.32
						HOME	\$14,211,786.49	\$10,628,571.85	\$3,583,214.64
						HOPWA	\$4,165,529.40	\$3,915,006.59	\$250,522.81
							\$67,392,777.10	\$39,323,958.60	\$28,068,818.50
		2019 Total							
						CDBG	\$48,009,658.21	\$23,793,803.48	\$24,215,854.73
						HESG	\$1,005,803.00	\$986,576.68	\$19,226.32
						HOME	\$14,211,786.49	\$10,628,571.85	\$3,583,214.64
						HOPWA	\$4,165,529.40	\$3,915,006.59	\$250,522.81
							\$67,392,777.10	\$39,323,958.60	\$28,068,818.50
		Program Total							
		2019 Total							
		Grand Total							
		Grand Total							



U.S. Department of Housing and Urban Development
 Office of Community Planning and Development
 Integrated Disbursement and Information System
 CDBG Activity Summary Report (GPR) for Program Year 2019
 SAN DIEGO

Date: 14-Dec-2020
 Time: 13:04
 Page: 1

PGM Year: 2015
Project: 0002 - PUBLIC FACILITIES & IMPROVEMENTS
IDIS Activity: 6821 - CITY SD-CHOLLAS LAKE PK PLAYGROUND-16

Status: Open **Objective:** Create suitable living environments
Location: 6350 College Grove Way San Diego, CA 92115-7244 **Outcome:** Availability/accessibility
Matrix Code: Neighborhood Facilities (03E) **National Objective:** LMA

Activity to prevent, prepare for, and respond to Coronavirus: No

Initial Funding Date: 10/05/2015

Description:

Two new playgrounds including playground equipment, rubberized playground surfacing and accessible path of travel.

Financing

	Fund Type	Grant Year	Grant	Funded Amount	Drawn In Program Year	Drawn Thru Program Year
CDBG	EN	Pre-2015		\$1,939.37	\$0.00	\$0.00
		2014	B14MC060542		\$0.00	\$1,939.37
	PI			\$748,060.63	\$37,403.03	\$748,060.63
Total	Total			\$750,000.00	\$37,403.03	\$750,000.00

Proposed Accomplishments

Public Facilities : 1
 Total Population in Service Area: 34,550
 Census Tract Percent Low / Mod: 68.29

Annual Accomplishments

Years	Accomplishment Narrative	# Benefitting
2015	1st/2nd/3rd QTR: Concepts to be developed by the landscape architect were approved; plans were pending completion. At FY 2016 year-end, the design was completed, as well as the archeological and resource survey. CDBG project activities are scheduled to be completed by December 31, 2016. The project activities completed and confirmation of LMI benefit will be reported for the FY 2017 period.	

2016

1ST QTR: Stormwater permits were pending approval.
 2ND QTR: Final stormwater compliance review pending.
 3RD QTR: Plans were approved; bid package was completed.
 4TH QTR: Project was advertised in April 2017; bids were opened in May 2017 and a contractor selected; the process of awarding the construction contract was pending completion.
 FY 2017 Year-End: The project plans were approved and the bid selection completed. The award to the contractor was pending. It is anticipated that the Notice to Proceed would be issued in mid-September 2017. CDBG project activities are scheduled to be completed by December 31, 2017. Project activities completed and confirmation of LMI benefit will be reported for the FY 2018 period.

PGM Year:	2015
Project:	0002 - PUBLIC FACILITIES & IMPROVEMENTS
IDIS Activity:	6829 - CITY SD-NEW WALKWAYS AA-16

Status:	Open	Objective:	Create suitable living environments
Location:	jewell st san diego, CA 92109	Outcome:	Availability/accessibility
		Matrix Code:	Sidewalks (03L) National Objective: LMA

Activity to prevent, prepare for, and respond to Coronavirus: No

Initial Funding 10/05/2015

Description:
 New sidewalk at Jewell St from Oliver Ave to Pacific Beach Dr-\$100,000, 63rd St from Broadway to Imperial West Side-\$100,000, S Boundary St from Ocean View Blvd to T St, Linbrook Dr from Ulric St to Acari St-\$150,000, and Altadena Ave to Landis St to Wightman-\$76,000.

Financing

	Fund Type	Grant Year	Grant	Funded Amount	Drawn In Program Year	Drawn Thru Program Year
CDBG	EN	Pre-2015		\$45,035.93	\$0.00	\$0.00
		2013	B13MC060542		\$0.00	\$2,560.37
		2014	B14MC060542		\$0.00	\$42,475.56
		2015	B15MC060542	\$192,736.73	\$0.00	\$99,056.96
	PI			\$288,227.34	\$23,772.99	\$288,227.34
Total	Total			\$526,000.00	\$23,772.99	\$432,320.23

Proposed Accomplishments

Public Facilities : 5
 Total Population in Service Area: 26,100
 Census Tract Percent Low / Mod: 66.51

Annual Accomplishments

Years	Accomplishment Narrative	# Benefitting
-------	--------------------------	---------------

2015 2nd/3rd Quarter: The design phase was pending completion.
At FY 2016 year-end, design work for new walkways were completed for three locations and the design phase in process for two locations. CDBG project activities are scheduled to be completed by February 28, 2017. These activities and confirmation of LMI benefit will be reported for the FY 2017 period.

2016 1ST QTR: One location was in construction.
2ND QTR: Design was completed for three locations.
FY 2017 Year End: The Jewell St-Oliver Ave to Pacific Beach Dr Sidewalk was constructed on the west side of Jewell St from Oliver Ave to Pacific Beach Dr. CDBG project activities are scheduled to be completed by December 31, 2017. The additional project activities completed and confirmation of LMI benefit will be reported for the FY 2018 period.

PGM Year: 2015
Project: 0002 - PUBLIC FACILITIES & IMPROVEMENTS
IDIS Activity: 6871 - CITY SD-NEW WALKWAYS-16

Status: Open Objective: Create suitable living environments
Location: Market St San Diego, CA 92114 Outcome: Availability/accessibility
Matrix Code: Sidewalks (03L) National Objective: LMA

Activity to prevent, prepare for, and respond to Coronavirus: No

Initial Funding 10/05/2015

Description:

Neighborhood Infrastructure Improvements: construction of new sidewalks at five locations.
These five locations are Market St, Euclid Ave to Pitta St B15048; Euclid Ave, Home Ave to Altadena Ave B16051; 31st St, Cedar St to Elm St B14156; Sparling St, Thorns St to Streamview Dr B14161; Holabird St, Rainier Ave to Glacier Ave B16050; & Highland Ave between El Cajon Blvd And Monroe Ave B16122.

Financing

	Fund Type	Grant Year	Grant	Funded Amount	Drawn In Program Year	Drawn Thru Program Year
CDBG	EN	Pre-2015		\$70,469.07	\$0.00	\$0.00
		2013	B13MC060542		\$0.00	\$4,879.39
		2014	B14MC060542		\$0.00	\$15,211.96
		2015	B15MC060542	\$66,818.64	\$0.00	\$66,818.64
		2016	B16MC060542	\$56,730.75	\$0.00	\$56,730.75
	PI			\$455,981.54	\$75,817.93	\$455,981.54
Total	Total			\$650,000.00	\$75,817.93	\$599,622.28

Proposed Accomplishments

Public Facilities : 5
Total Population in Service Area: 6,705
Census Tract Percent Low / Mod: 69.43

Annual Accomplishments

Years	Accomplishment Narrative	# Benefitting
-------	--------------------------	---------------

2015	At FY 2016 year-end, construction was completed on the first segment (Euclid to 54th). The design was completed for the 31st-Cedar to Elm sidewalk. The design was in the process of being completed for the other locations. CDBG project activities are scheduled to be completed by March 31, 2017. These activities and confirmation of LMI benefit will be reported for the FY 2017 period.	
------	--	--

2016	1ST/2ND QTR: Construction begun on 54th to Pitta segment; design phase was still pending completion for other locations. 3RD/4TH QTR: Construction was completed on the 54th to Pitta segment; design was still pending completion for other locations. FY 2017 Year-End: The Market St-Euclid to Pitta St. sidewalk was constructed on the south side of Market St from Euclid Ave to Pitta St.	
------	--	--

PGM Year:	2016
Project:	0096 - PUBLIC FACILITIES AND INFRASTRUCTURE
IDIS Activity:	6942 - PARK DE LA CRUZ NEIGH PARK-17

Status:	Open	Objective:	Create suitable living environments
Location:	3901 Landis St San Diego, CA 92105-2428	Outcome:	Availability/accessibility
		Matrix Code:	Neighborhood Facilities (03E) National Objective: LMA

Activity to prevent, prepare for, and respond to Coronavirus: No

Initial Funding 10/05/2016

Date:
Description:
Park de la Cruz Community Center Improvements will complete interior and exterior ADA compliance improvements; fire safety and energy efficiency improvements; upgrade lighting and power systems.

Financing

	Fund Type	Grant Year	Grant	Funded Amount	Drawn In Program Year	Drawn Thru Program Year
CDBG	EN	Pre-2015		\$335,327.00	\$0.00	\$0.00
		2014	B14MC060542		\$0.00	\$335,327.00
	PI			\$4,664,673.00	\$0.00	\$4,664,673.00
Total	Total			\$5,000,000.00	\$0.00	\$5,000,000.00

Proposed Accomplishments

Public Facilities : 1
Total Population in Service Area: 1,195
Census Tract Percent Low / Mod: 80.75

Annual Accomplishments

Years	Accomplishment Narrative	# Benefitting
-------	--------------------------	---------------

American Indian/Alaskan Native & White:	0	0	0	0	0	0	0	0
Asian White:	0	0	0	0	0	0	0	0
Black/African American & White:	0	0	0	0	0	0	1	0
American Indian/Alaskan Native & Black/African American:	0	0	0	0	0	0	0	0
Other multi-racial:	0	0	0	0	0	0	70	59
Asian/Pacific Islander:	0	0	0	0	0	0	0	0
Hispanic:	0	0	0	0	0	0	0	0
Total:	0	0	0	0	0	0	238	63

Female-headed Households: 0 0 0

Income Catearv:

	Owner	Renter	Total	Person
Extremely Low	0	0	0	156
Low Mod	0	0	0	11
Moderate	0	0	0	55
Non Low Moderate	0	0	0	16
Total	0	0	0	238
Percent Low/Mod				93.3%

Annual Accomplishments

Years	Accomplishment Narrative	# Benefitting
2016	<p>1ST QTR: Required revisions to design drawings were pending completion for City approval.</p> <p>2ND QTR: Preparation of final architectural plans were pending completion and submittal to the City for review.</p> <p>3RD QTR: Phase I planning for the Nursing Station Remodel was completed and over the counter permits were being processed; Phase II with two freestanding buildings were still in planning, engineering and pre-permit submission phases.</p> <p>4TH QTR: Phase II architectural plans were completed; bid documents were completed and the advertisement posted on May 9, 2017; only one bid was received that was more than the project budget; a secondary bid process needed to be completed; Zoning, Land Engineering/Civil/Storm Water, Structural, and Financing permits had not been provided; reviewers requested that the Conference Room/Office Building be removed; mechanical, electrical and plumbing permits were provided.</p> <p>FY 2017 Year-End: No construction activities were implemented. The initial bid process completed resulted in submittal of one single bid with a bid price that exceeded the project budget. Plans for only one of the two Phase II buildings were resubmitted to the City and the Statement of Work updated in the Invitation to Bid. Zoning, Land Engineering/Civil/Storm Water, Structural, and Financing plan reviewers requested that the Conference Room/Office Building be removed and amended plans resubmitted. The secondary bid process was scheduled to be completed in August 2017. CDBG project activities are scheduled to be completed by December 31, 2017. These activities and confirmation of LMI benefit will be reported for the FY 2018 period.</p>	

2017 For Fiscal Year 2018, the following progress has been made:
 -Since the Notice to Proceed was issued on November 8, 2017, demolition has been completed. Permits for the Fire Alarm system for the Nursing Station and Sensory Building were submitted.
 -In January of 2018, nursing station demolition was complete with updated permits for modifications indicated by the demolition process.
 -In February of 2018, the nursing station has had its fire panel and annunciator installed, tested, and become operational.
 -In April of 2018, was delayed due to the Fire Department and related permitting and inspections. This caused a 3 month delay.
 The delays will lead the project to report outcomes and complete construction in the FY 2019 CAPER.

2018 For Fiscal Year 2019 Closeout, the expansion of the Residential Therapeutic Treatment Program assisted 238 clients. The San Diego Center for Children increased capacity in our Residential Therapeutic Treatment Program. In order to meet the needs of our residential youth residing at the Center, it was necessary to expand the building that housed our 24/7 nursing station as well as the expansion of the residential sensory development facility. This newly constructed unit impacts our residential community because it helps our youth interact in a more regulated and safe manner and builds their ability to function in a safer, healthier, more productive way when they transition back into the community. It has also been a great education tool for staff which helps provide a broader understanding of sensory needs and interventions to more people in the community.

The Center received the Notice to Proceed on November 8, 2017 at which point demolition of the Nursing began as did the grading, underground relocation, and foundation for the Sensory Building.

As of December 18, 2017, the Center had been invoiced and paid approximately \$100,000 for permits, material and labor for the Ferguson remodel. CDBG2017 funds were expended prior to December 31, 2017. The completion of the Residential Sensory Building experienced many delays, including:

a.The original bids received for this Community Development Block Grant (CDBG) funded project far exceeded the funds available to complete.

PGM Year:	2016
Project:	0098 - RESIDENTIAL REHABILITATION/AFFORDABLE HOUSING
IDIS Activity:	6955 - CITY SD-ED-AFFORD HSG-17

Status:	Completed 12/17/2019 12:00:00 AM	Objective:	Provide decent affordable housing
Location:	1200 3rd Ave San Diego, CA 92101-4110	Outcome:	Availability/accessibility
		Matrix Code:	Homeownership Assistance-excluding National Objective: LMH

Activity to prevent, prepare for, and respond to Coronavirus: No

Initial Funding Date: 10/05/2016

Description:

Affordable Housing Fund will look to increase affordable housing opportunities and will look to fund homeownership down payment assistance.

Financing

	Fund Type	Grant Year	Grant	Funded Amount	Drawn In Program Year	Drawn Thru Program Year
CDBG	PI			\$1,000,000.00	\$0.00	\$1,000,000.00
Total	Total			\$1,000,000.00	\$0.00	\$1,000,000.00

Proposed Accomplishments

Households (General) : 19

Actual Accomplishments

Number assisted:

	Owner		Renter		Total		Person	
	Total	Hispanic	Total	Hispanic	Total	Hispanic	Total	Hispanic
White:	29	23	0	0	29	23	0	0
Black/African American:	1	0	0	0	1	0	0	0
Asian:	2	0	0	0	2	0	0	0
American Indian/Alaskan Native:	0	0	0	0	0	0	0	0
Native Hawaiian/Other Pacific Islander:	0	0	0	0	0	0	0	0
American Indian/Alaskan Native & White:	0	0	0	0	0	0	0	0
Asian White:	0	0	0	0	0	0	0	0
Black/African American & White:	0	0	0	0	0	0	0	0
American Indian/Alaskan Native & Black/African American:	0	0	0	0	0	0	0	0
Other multi-racial:	1	0	0	0	1	0	0	0
Asian/Pacific Islander:	0	0	0	0	0	0	0	0
Hispanic:	0	0	0	0	0	0	0	0
Total:	33	23	0	0	33	23	0	0
Female-headed Households:	1		0		1			

Income Category:

	Owner	Renter	Total	Person
Extremely Low	0	0	0	0
Low Mod	2	0	2	0
Moderate	31	0	31	0
Non Low Moderate	0	0	0	0
Total	33	0	33	0
Percent Low/Mod	100.0%		100.0%	

Annual Accomplishments

Years	Accomplishment Narrative	# Benefitting
2016	No activities in FY 2017. Funding expended in FY 2018	
2017	For FY 2018 year end reporting, a total of 33 households received down payment assistance through the \$1,000,000 of revolving loan fund.	
2018	For FY 2019 closeout reporting, no expenditures were made in FY 2019 so a total of 33 households received down payment assistance through the \$1,000,000 of revolving loan fund in FY 2018.	

PGM Year: 2017
Project: 0001 - CDBG ADMINISTRATION
IDIS Activity: 7036 - HUD ADMINISTRATION-18

Black/African American:	0	0	0	0	0	0	0	0
Asian:	0	0	0	0	0	0	0	0
American Indian/Alaskan Native:	0	0	0	0	0	0	0	0
Native Hawaiian/Other Pacific Islander:	0	0	0	0	0	0	0	0
American Indian/Alaskan Native & White:	0	0	0	0	0	0	0	0
Asian White:	0	0	0	0	0	0	0	0
Black/African American & White:	0	0	0	0	0	0	0	0
American Indian/Alaskan Native & Black/African American:	0	0	0	0	0	0	0	0
Other multi-racial:	0	0	0	0	0	0	0	0
Asian/Pacific Islander:	0	0	0	0	0	0	0	0
Hispanic:	0	0	0	0	0	0	0	0
Total:	0	0	0	0	0	0	0	0

Female-headed Households: 0 0 0

Income Category:

	Owner	Renter	Total	Person
Extremely Low	0	0	0	0
Low Mod	0	0	0	0
Moderate	0	0	0	0
Non Low Moderate	0	0	0	0
Total	0	0	0	0

Percent Low/Mod

Annual Accomplishments

No data returned for this view. This might be because the applied filter excludes all data.

PGM Year:	2017
Project:	0003 - PUBLIC FACILITIES AND INFRASTRUCTURE
IDIS Activity:	7041 - MEMORIAL COMM PARK PLAYGRD ADA-18

Status:	Completed 6/27/2019 12:00:00 AM	Objective:	Create suitable living environments
Location:	2902 Marcy Ave San Diego, CA 92113-2416	Outcome:	Availability/accessibility
		Matrix Code:	Parks, Recreational Facilities (03F)
		National Objective:	LMA

Activity to prevent, prepare for, and respond to Coronavirus: No

Initial Funding 01/03/2018

Description:

Improvements to existing playground and comfort station including new play equipment and playground surfacing, upgraded restroom facilities, walkway improvements and new park benches, tables and drinking fountain.

Financing

	Fund Type	Grant Year	Grant	Funded Amount	Drawn In Program Year	Drawn Thru Program Year
CDBG	EN	2017	B17MC060542	\$66,720.51	\$0.00	\$66,720.51
	PI			\$1,233,279.49	\$61,146.37	\$1,232,320.68
Total	Total			\$1,300,000.00	\$61,146.37	\$1,299,041.19

Proposed Accomplishments

Public Facilities : 1
 Total Population in Service Area: 1,360
 Census Tract Percent Low / Mod: 94.12

Annual Accomplishments

Years	Accomplishment Narrative	# Benefitting
2017	For Fiscal Year 2018 year end, delays in the procurement process led project to begin later than anticipated. Project began construction in April of 2018 and will continue construction until completion.	
2018	For Fiscal Year 2019 year end, project did not complete in this year and construction is ongoing. Anticipated completion of construction is September 2019 and project is estimated to be fully completed by early 2020.	
2019	For Fiscal Year 2020 closeout, project is complete is available for services to the public. Improvements include construction of American with Disabilities Act (ADA) upgrades to the existing playground and comfort station within Memorial Community Park, as well as associated path of travel requirements. ADA upgrades completed include new play equipment, upgraded comfort station (restroom), accessible safety surfacing, benches, drinking fountain, and walkway improvements.	

PGM Year:	2017
Project:	0003 - PUBLIC FACILITIES AND INFRASTRUCTURE
IDIS Activity:	7042 - PARK DE LA CRUZ COMMUNITY CTR-18

Status:	Open	Objective:	Create suitable living environments
Location:	4302 Landis St San Diego, CA 92105-2612	Outcome:	Availability/accessibility
		Matrix Code:	Neighborhood Facilities (03E) National Objective: LMC

Activity to prevent, prepare for, and respond to Coronavirus: No

Initial Funding 01/03/2018

Description:
 interior and exterior tenant and Americans with Disabilities (ADA) improvements including renovation of restrooms and program spaces, installation of new fire suppression system, communication system, modular elevator, windows, HVAC systems, building roof, flooring, lighting and power systems.

Financing

	Fund Type	Grant Year	Grant	Funded Amount	Drawn In Program Year	Drawn Thru Program Year
--	-----------	------------	-------	---------------	-----------------------	-------------------------

CDBG	EN	2015	B15MC060542	\$3,336.80	\$0.00	\$3,336.80
		2016	B16MC060542	\$15,874.08	\$0.00	\$15,874.08
		2017	B17MC060542	\$2,215,754.18	\$0.00	\$1,901,817.56
	PI			\$1,465,034.94	\$349,296.09	\$1,444,586.34
Total	Total			\$3,700,000.00	\$349,296.09	\$3,365,614.78

Proposed Accomplishments

Public Facilities : 1

Actual Accomplishments

Number assisted:

	Owner		Renter		Total		Person	
	Total	Hispanic	Total	Hispanic	Total	Hispanic	Total	Hispanic
White:	0	0	0	0	0	0		0
Black/African American:	0	0	0	0	0	0	0	0
Asian:	0	0	0	0	0	0	0	0
American Indian/Alaskan Native:	0	0	0	0	0	0	0	0
Native Hawaiian/Other Pacific Islander:	0	0	0	0	0	0	0	0
American Indian/Alaskan Native & White:	0	0	0	0	0	0	0	0
Asian White:	0	0	0	0	0	0	0	0
Black/African American & White:	0	0	0	0	0	0	0	0
American Indian/Alaskan Native & Black/African American:	0	0	0	0	0	0	0	0
Other multi-racial:	0	0	0	0	0	0	0	0
Asian/Pacific Islander:	0	0	0	0	0	0	0	0
Hispanic:	0	0	0	0	0	0	0	0
Total:	0	0	0	0	0	0	0	0
Female-headed Households:	0		0		0			

Income Category:

	Owner	Renter	Total	Person
Extremely Low	0	0	0	0
Low Mod	0	0	0	0
Moderate	0	0	0	0
Non Low Moderate	0	0	0	0
Total	0	0	0	0
Percent Low/Mod				

Annual Accomplishments

No data returned for this view. This might be because the applied filter excludes all data.

PGM Year: 2017

Project: 0003 - PUBLIC FACILITIES AND INFRASTRUCTURE
IDIS Activity: 7043 - SILVER WING PK BALLFIELD LIGHT-18

Status: Open
Location: 3737 Arey Dr San Diego, CA 92154-2423

Objective: Create suitable living environments
Outcome: Availability/accessibility
Matrix Code: Parks, Recreational Facilities (03F) **National Objective:** LMA

Activity to prevent, prepare for, and respond to Coronavirus: No

Initial Funding Date: 01/03/2018

Description:

Construction of new sports field lighting and ADA improvements.

Financing

	Fund Type	Grant Year	Grant	Funded Amount	Drawn In Program Year	Drawn Thru Program Year
CDBG	EN	2017	B17MC060542	\$21,750.00	\$0.00	\$0.00
	PI			\$413,250.00	\$0.00	\$413,250.00
Total	Total			\$435,000.00	\$0.00	\$413,250.00

Proposed Accomplishments

Public Facilities : 1
 Total Population in Service Area: 4,240
 Census Tract Percent Low / Mod: 52.00

Annual Accomplishments

Years	Accomplishment Narrative	# Benefitting
2017	For Fiscal Year 2018 year end, project is pending and awaiting procurement to begin construction.	
2018	For Fiscal Year 2019 year end, project was awarded a contractor and construction has begun. Project is tentatively scheduled to be completed by end of Fiscal Year 2020.	
2019	For Fiscal Year 2020 closeout, project has completed construction and is serving clients. Construction of ballfield lighting and associated Americans With Disabilities Act (ADA) compliant pathways. Also construction of a new pavement area, bleachers, and installation of new ADA compliant drinking fountain.	

PGM Year: 2017

Project: 0002 - ECONOMIC DEVELOPMENT/SMALL BUSINESS ASSISTANCE
IDIS Activity: 7046 - CITY SD-ED-BUS ASSISTANCE FUND-18

Status: Open
Location: 1200 3rd Ave San Diego, CA 92101-4110

Objective: Create economic opportunities
Outcome: Availability/accessibility
Matrix Code: ED Direct Financial Assistance to For- **National Objective:** LMJ

Activity to prevent, prepare for, and respond to Coronavirus: No

Initial Funding

01/18/2018

Date:

Description:

Funds for business support services for potential small business loan clients and existing loan clients (served by the Small Business Revolving Loan Fund.

Financing

	Fund Type	Grant Year	Grant	Funded Amount	Drawn In Program Year	Drawn Thru Program Year
CDBG	EN	2017	B17MC060542	\$3,473.45	\$0.00	\$0.00
	PI			\$296,526.55	\$0.00	\$296,526.55
Total	Total			\$300,000.00	\$0.00	\$296,526.55

Proposed Accomplishments

Jobs : 100

Actual Accomplishments

Number assisted:

	Owner		Renter		Total		Person	
	Total	Hispanic	Total	Hispanic	Total	Hispanic	Total	Hispanic
White:	0	0	0	0	0	0	5	1
Black/African American:	0	0	0	0	0	0	2	0
Asian:	0	0	0	0	0	0	1	0
American Indian/Alaskan Native:	0	0	0	0	0	0	2	2
Native Hawaiian/Other Pacific Islander:	0	0	0	0	0	0	0	0
American Indian/Alaskan Native & White:	0	0	0	0	0	0	0	0
Asian White:	0	0	0	0	0	0	0	0
Black/African American & White:	0	0	0	0	0	0	0	0
American Indian/Alaskan Native & Black/African American:	0	0	0	0	0	0	0	0
Other multi-racial:	0	0	0	0	0	0	2	0
Asian/Pacific Islander:	0	0	0	0	0	0	0	0
Hispanic:	0	0	0	0	0	0	0	0
Total:	0	0	0	0	0	0	12	3
Female-headed Households:	0		0		0			

Income Category:

	Owner	Renter	Total	Person
Extremely Low	0	0	0	3
Low Mod	0	0	0	5
Moderate	0	0	0	3
Non Low Moderate	0	0	0	1
Total	0	0	0	12
Percent Low/Mod				91.7%

Black/African American & White:	0	0	0	0	0	0	0	0
American Indian/Alaskan Native & Black/African American:	0	0	0	0	0	0	0	0
Other multi-racial:	0	0	0	0	0	0	1	0
Asian/Pacific Islander:	0	0	0	0	0	0	0	0
Hispanic:	0	0	0	0	0	0	0	0
Total:	0	0	0	0	0	0	22	4

Female-headed Households: 0 0 0

Income Category:

	Owner	Renter	Total	Person
Extremely Low	0	0	0	8
Low Mod	0	0	0	1
Moderate	0	0	0	8
Non Low Moderate	0	0	0	5
Total	0	0	0	22
Percent Low/Mod				77.3%

Annual Accomplishments

Years	Accomplishment Narrative	# Benefitting
2017	For Fiscal year 2018 year end, construction was still ongoing and project is pending. The Operating Agreement for this project was not fully executed by the end of June 2018. Despite the fact that the agreement was not fully signed both parties (City and JCNI) worked in good faith on the project with the understanding that the executed project would have a start date of 2/1/18 once it was finalized. The last quarter of FY2018 was spent working on developing advertisements and bid packages in accordance with City and HUD procurement policies and final designs and specifications for the Business Accelerator. The program and associated curriculum was also being developed during the time period February to June 30, 2018.	
2018	For Fiscal Year 2019 year end, construction was completed and Notice of Completion was achieved June 2019. Initial cohort including the following businesses: Access Trax, Butterfly Boutique and Day Spa, Faveo, Hyp3r, Nomad Donuts, The Dojo Coffee Culture Community, Mapigator, Promodrone, Shukor Bella, Smart Guider, Standard Spoon, Surf Durt, Vincii. Project will need to collect demographics and is projected to close in FY 2020.	
2019	For Fiscal Year 2020 closeout, project is completed and 22 clients were provided with improved access to facility. CDBG funds for this portion of the project (Improvements) were restricted to construction and construction management costs.	

PGM Year:	2017
Project:	0002 - ECONOMIC DEVELOPMENT/SMALL BUSINESS ASSISTANCE
IDIS Activity:	7048 - CDC SM BUS FIN-CW ED IMPACT-18
Status:	Open
Location:	1200 3rd Ave San Diego, CA 92101-4110
Objective:	Create economic opportunities
Outcome:	Availability/accessibility

Activity to prevent, prepare for, and respond to Coronavirus: No

Initial Funding 01/18/2018

Description:

Low-interest loan capital to selected Community Based Lending Organizations to provide loans to small businesses located in CDBG-eligible communities.

Financing

	Fund Type	Grant Year	Grant	Funded Amount	Drawn In Program Year	Drawn Thru Program Year
CDBG	PI			\$1,000,000.00	\$0.00	\$1,000,000.00
Total	Total			\$1,000,000.00	\$0.00	\$1,000,000.00

Proposed Accomplishments

Jobs : 1

Actual Accomplishments

Number assisted:

	Owner		Renter		Total		Person	
	Total	Hispanic	Total	Hispanic	Total	Hispanic	Total	Hispanic
White:	0	0	0	0	0	0		0
Black/African American:	0	0	0	0	0	0	0	0
Asian:	0	0	0	0	0	0	0	0
American Indian/Alaskan Native:	0	0	0	0	0	0	0	0
Native Hawaiian/Other Pacific Islander:	0	0	0	0	0	0	0	0
American Indian/Alaskan Native & White:	0	0	0	0	0	0	0	0
Asian White:	0	0	0	0	0	0	0	0
Black/African American & White:	0	0	0	0	0	0	0	0
American Indian/Alaskan Native & Black/African American:	0	0	0	0	0	0	0	0
Other multi-racial:	0	0	0	0	0	0	0	0
Asian/Pacific Islander:	0	0	0	0	0	0	0	0
Hispanic:	0	0	0	0	0	0	0	0
Total:	0	0	0	0	0	0	0	0

Female-headed Households: 0 0 0

Income Category:

	Owner	Renter	Total	Person
Extremely Low	0	0	0	0
Low Mod	0	0	0	0
Moderate	0	0	0	0
Non Low Moderate	0	0	0	0

Hispanic:	0	0	0	0	0	0	0	0
Total:	166	23	0	0	166	23	0	0

Female-headed Households: 0 0 0

Income Catearv:

	Owner	Renter	Total	Person
Extremely Low	148	0	148	0
Low Mod	15	0	15	0
Moderate	8	0	8	0
Non Low Moderate	0	0	0	0
Total	171	0	171	0
Percent Low/Mod	100.0%		100.0%	

Annual Accomplishments

Years	Accomplishment Narrative	# Benefitting
2017	For fiscal year 2018, 10 households were rehabilitated for this activity. Assistance will continue to be provided in the next fiscal year.	
2018	In Fiscal Year 2019, 165 households were rehabilitated and the project was completed. Closeout report will be submitted in Fiscal Year 2020.	

PGM Year:	2017
Project:	0004 - RESIDENTIAL REHABILITATION/AFFORDABLE HOUSING
IDIS Activity:	7054 - GRID ALTERNATIVES-SD SOLAR-18

Status:	Completed 9/24/2019 12:00:00 AM	Objective:	Create suitable living environments
Location:	540 W Grape St San Diego, CA 92101-2207	Outcome:	Availability/accessibility
		Matrix Code:	Energy Efficiency Improvements (14F) National Objective: LMH

Activity to prevent, prepare for, and respond to Coronavirus: No

Initial Funding 01/03/2018

Description:
Continue to transition low income communities to cleaner energy sources by installing photo-voltaic (solar systems that generate clean electricity and monthly savings for 60 LMI households.

Financing

	Fund Type	Grant Year	Grant	Funded Amount	Drawn In Program Year	Drawn Thru Program Year
CDBG	EN	2015	B15MC060542	\$8,716.60	\$0.00	\$8,716.60
		2017	B17MC060542	\$63,200.00	\$0.00	\$63,200.00
	PI			\$154,550.20	\$0.00	\$154,550.20
Total	Total			\$226,466.80	\$0.00	\$226,466.80

Proposed Accomplishments

Housing Units : 60

Actual Accomplishments

<i>Number assisted:</i>	Owner		Renter		Total		Person	
	Total	Hispanic	Total	Hispanic	Total	Hispanic	Total	Hispanic
White:	17	8	0	0	17	8	0	0
Black/African American:	10	0	0	0	10	0	0	0
Asian:	3	0	0	0	3	0	0	0
American Indian/Alaskan Native:	1	0	0	0	1	0	0	0
Native Hawaiian/Other Pacific Islander:	0	0	0	0	0	0	0	0
American Indian/Alaskan Native & White:	0	0	0	0	0	0	0	0
Asian White:	0	0	0	0	0	0	0	0
Black/African American & White:	0	0	0	0	0	0	0	0
American Indian/Alaskan Native & Black/African American:	0	0	0	0	0	0	0	0
Other multi-racial:	3	1	0	0	3	1	0	0
Asian/Pacific Islander:	0	0	0	0	0	0	0	0
Hispanic:	0	0	0	0	0	0	0	0
Total:	34	9	0	0	34	9	0	0
Female-headed Households:	7		0		7			

Income Category:

	Owner	Renter	Total	Person
Extremely Low	12	0	12	0
Low Mod	13	0	13	0
Moderate	9	0	9	0
Non Low Moderate	0	0	0	0
Total	34	0	34	0
Percent Low/Mod	100.0%		100.0%	

Annual Accomplishments

Years	Accomplishment Narrative	# Benefitting
2017	1ST & 2ND QTRS: As of December 2017, no accomplishments to report. Currently marketing to identify eligible LMI homes. For Fiscal Year 2018 year end report, 30 homes were repaired while 34 total clients were assisted. The Solar affordable Homes Program installs photovoltaic systems. The systems are designed to benefit the homeowner by providing approximately 75% of their energy needs. Solar powered homes generate electricity during daylight hours and return an excess power to the grid. When energy is sent to the grid, the homeowner receives credits that offset the charges for utility-provided electricity. On current pace to achieve stated goal of 60 homes.	

2018

For 1st half (July-Dec) of Fiscal Year 2018, 10 households and 41 clients were assisted. Our Project Outcome is: Sixty (60) unduplicated low to moderate income households shall have access to installation of photovoltaic solar energy systems that will result in long-term reductions in energy costs. As of June 30, 2019, we served 55 households and 183 unduplicated individuals.

In order to achieve the above outcome, we conducted the following activities:

- a) Conduct client outreach by making site visits, making applications available, reviewing applications, and selecting clients citywide;
- b) Conduct in-house design of photovoltaic solar energy systems for the selected clients, systems shall be designed and installed depending on site conditions and electricity usage specific to each homeowner;
- c) Obtain required building permits and coordinate system installation on behalf of each homeowner; and
- d) Install photovoltaic solar energy systems with the assistance of volunteers supervised by Agency staff.

The average system installed by GRID with CDBG funding in FY18 will save a family over \$1,200 in the first year after installation. Savings increase over time as electricity rates rise, and the system will produce over \$30,000 worth of electricity over its 25-year lifetime. GRID installed over 200kw of renewable energy for LMI households during the program period, which will generate \$1.6M in electricity over the next 25 years.

PGM Year:	2017
Project:	0004 - RESIDENTIAL REHABILITATION/AFFORDABLE HOUSING
IDIS Activity:	7055 - SD HABITAT 4 HUMANITY-HOME REP-18

Status:	Completed 9/24/2019 12:00:00 AM	Objective:	Provide decent affordable housing
Location:	604 S Evans St San Diego, CA 92113-1218	Outcome:	Availability/accessibility
		Matrix Code:	Rehab; Single-Unit Residential (14A) National Objective: LMH

Activity to prevent, prepare for, and respond to Coronavirus: No

Initial Funding 01/04/2018

Description:

Provide critical repairs to a minimum of six homes in the Logan HeightsSoutheastern community of San Diego.

Financing

	Fund Type	Grant Year	Grant	Funded Amount	Drawn In Program Year	Drawn Thru Program Year
CDBG	EN	2016	B16MC060542	\$59,568.27	\$0.00	\$59,568.27
	PI			\$146,568.00	\$0.00	\$146,568.00
Total	Total			\$206,136.27	\$0.00	\$206,136.27

Proposed Accomplishments

Housing Units : 6

Actual Accomplishments

<i>Number assisted:</i>	Owner	Renter	Total	Person
-------------------------	-------	--------	-------	--------

Number assisted:

	Total	Hispanic	Total	Hispanic	Total	Hispanic	Total	Hispanic
White:	1	0	0	0	1	0	0	0
Black/African American:	1	0	0	0	1	0	0	0
Asian:	0	0	0	0	0	0	0	0
American Indian/Alaskan Native:	0	0	0	0	0	0	0	0
Native Hawaiian/Other Pacific Islander:	0	0	0	0	0	0	0	0
American Indian/Alaskan Native & White:	0	0	0	0	0	0	0	0
Asian White:	0	0	0	0	0	0	0	0
Black/African American & White:	0	0	0	0	0	0	0	0
American Indian/Alaskan Native & Black/African American:	0	0	0	0	0	0	0	0
Other multi-racial:	3	3	0	0	3	3	0	0
Asian/Pacific Islander:	0	0	0	0	0	0	0	0
Hispanic:	0	0	0	0	0	0	0	0
Total:	5	3	0	0	5	3	0	0
Female-headed Households:	3		0		3			

Income Category:

	Owner	Renter	Total	Person
Extremely Low	2	0	2	0
Low Mod	2	0	2	0
Moderate	1	0	1	0
Non Low Moderate	0	0	0	0
Total	5	0	5	0
Percent Low/Mod	100.0%		100.0%	

Annual Accomplishments

Years	Accomplishment Narrative	# Benefitting
--------------	---------------------------------	----------------------

2017 1ST & 2ND QTRS: As of December 2017, no accomplishment completed. 4 homes have been identified for repairs and two have begun repairs. For Fiscal Year 2018 year end report, San Diego Habitat for Humanity (SDHH) completed critical home repairs on one home, and is nearing completion on another. SDHH is working on two other homes, with expected completion dates in early fall of 2018. This will leave two homes remaining to meet the expected goal; SDHH expects to complete these by December 2018. In January 2018, SDHH completed a roof replacement at 2940 Logan, increasing the efficiency of the home and ensuring the homeowners were able to remain in their home. This home represented the first completed home for the FY18 funding cycle. SDHH is making significant progress on three homes to improve the housing stock in Logan Heights and ensure the health and safety of homeowners. In addition, five seniors (three of which are homeowners) are receiving repairs necessary for them to age-in-place. Another home is almost completed; with extensive asbestos remediation on this home. SDHH also insulated the attic, replaced the electrical, and installed new windows. Another home has had the roof replaced, as well as the furnace and water heater. SDHH is working on mold remediation, drywall repair, and attic insulation. SDHH conducted asbestos remediation at another home, and have replaced the roof and windows. SDHH is completing work on the bathroom and addressing the rotted floors and kitchen repairs. SDHH has a fifth home selected, and will be submitting a SOW to the City for NEPA review and approval in August of 2018.

2018 For Fiscal Year 2019 Closeout, a total of 6 homes were rehabilitated. After the completion of the programmatic goal, six households were positively impacted by Habitat's critical repair program funded by CDBG funds from the City of San Diego. The total people impacted included three children, and nine adults.

Program repairs were selected based on health and safety of each one of the houses, these included, roof repairs, kitchen improvements, bathroom improvements and accessibility, lead and asbestos remediation, and window repairs.

These repairs have given homeowners peace of mind to know their roofs will not be falling apart during seasonal rains, that their windows will improve weatherization and conservation of energy. Kitchen improvements will provide better sanitary conditions.

PGM Year:	2017
Project:	0004 - RESIDENTIAL REHABILITATION/AFFORDABLE HOUSING
IDIS Activity:	7057 - SERVING SENIORS-SR HSG IMP-18

Status:	Completed 9/23/2019 12:00:00 AM	Objective:	Provide decent affordable housing
Location:	525 14th St Ste 200 San Diego, CA 92101-7556	Outcome:	Availability/accessibility
		Matrix Code:	Rehab; Multi-Unit Residential (14B) National Objective: LMH

Activity to prevent, prepare for, and respond to Coronavirus: No

Initial Funding Date: 01/03/2018

Description:
Replace the roof at Potiker Family Senior Residence to eliminate the current and ongoing issue of serious leaks and rainwater flowing down through the walls to senior housing units.

Financing

	Fund Type	Grant Year	Grant	Funded Amount	Drawn In Program Year	Drawn Thru Program Year
CDBG	PI			\$145,000.00	\$0.00	\$145,000.00

Total	Total			\$145,000.00	\$0.00	\$145,000.00
--------------	--------------	--	--	---------------------	---------------	---------------------

Proposed Accomplishments

Housing Units : 200

Actual Accomplishments

Number assisted:

	Owner		Renter		Total		Person	
	Total	Hispanic	Total	Hispanic	Total	Hispanic	Total	Hispanic
White:	120	25	0	0	120	25	0	0
Black/African American:	37	1	0	0	37	1	0	0
Asian:	6	0	0	0	6	0	0	0
American Indian/Alaskan Native:	5	1	0	0	5	1	0	0
Native Hawaiian/Other Pacific Islander:	0	0	0	0	0	0	0	0
American Indian/Alaskan Native & White:	0	0	0	0	0	0	0	0
Asian White:	0	0	0	0	0	0	0	0
Black/African American & White:	0	0	0	0	0	0	0	0
American Indian/Alaskan Native & Black/African American:	0	0	0	0	0	0	0	0
Other multi-racial:	30	9	0	0	30	9	0	0
Asian/Pacific Islander:	0	0	0	0	0	0	0	0
Hispanic:	0	0	0	0	0	0	0	0
Total:	198	36	0	0	198	36	0	0

Female-headed Households: 67 0 67

Income Category:

	Owner	Renter	Total	Person
Extremely Low	180	0	180	0
Low Mod	12	0	12	0
Moderate	6	0	6	0
Non Low Moderate	0	0	0	0
Total	198	0	198	0
Percent Low/Mod	100.0%		100.0%	

Annual Accomplishments

Years	Accomplishment Narrative	# Benefitting
2017	1ST & 2ND QTR: As of December 2017, no accomplishments to report. Preparing BID documents For Fiscal Year 2018 year end report, Serving Seniors created an IFB for the project and held walkthroughs for the project. BIDs are due August of 2018. No clients have received assistance as of June 2018.	

Other multi-racial:	0	0	0	0	0	0	0	0
Asian/Pacific Islander:	0	0	0	0	0	0	0	0
Hispanic:	0	0	0	0	0	0	0	0
Total:	0	0	0	0	0	0	0	0

Female-headed Households: 0 0 0

Income Category:

	Owner	Renter	Total	Person
Extremely Low	0	0	0	0
Low Mod	0	0	0	0
Moderate	0	0	0	0
Non Low Moderate	0	0	0	0
Total	0	0	0	0

Percent Low/Mod

Annual Accomplishments

Years	Accomplishment Narrative	# Benefitting
2017	For fiscal year 2018, construction has started and estimated construction completion is June of 2019.	

PGM Year:	2017
Project:	0006 - PUBLIC SERVICES & FACILITIES
IDIS Activity:	7064 - ALLIANCE 4 AFR ASSIST-ROOF AC-18

Status: Completed 6/16/2020 12:00:00 AM Objective: Create suitable living environments
 Location: 5952 El Cajon Blvd San Diego, CA 92115-3828 Outcome: Availability/accessibility
 Matrix Code: Neighborhood Facilities (03E) National Objective: LMC

Activity to prevent, prepare for, and respond to Coronavirus: No

Initial Funding 01/03/2018

Date:
Description:
 Replace the existing roof and six units of heating and cooling systems of its building.

Financing

	Fund Type	Grant Year	Grant	Funded Amount	Drawn In Program Year	Drawn Thru Program Year
CDBG	PI			\$215,000.00	\$0.00	\$215,000.00
Total	Total			\$215,000.00	\$0.00	\$215,000.00

Proposed Accomplishments

Public Facilities : 3,750

Actual Accomplishments

<i>Number assisted:</i>	Owner		Renter		Total		Person	
	Total	Hispanic	Total	Hispanic	Total	Hispanic	Total	Hispanic
White:	0	0	0	0	0	0	374	1
Black/African American:	0	0	0	0	0	0	165	0
Asian:	0	0	0	0	0	0	79	0
American Indian/Alaskan Native:	0	0	0	0	0	0	0	0
Native Hawaiian/Other Pacific Islander:	0	0	0	0	0	0	0	0
American Indian/Alaskan Native & White:	0	0	0	0	0	0	0	0
Asian White:	0	0	0	0	0	0	15	0
Black/African American & White:	0	0	0	0	0	0	0	0
American Indian/Alaskan Native & Black/African American:	0	0	0	0	0	0	0	0
Other multi-racial:	0	0	0	0	0	0	10	0
Asian/Pacific Islander:	0	0	0	0	0	0	0	0
Hispanic:	0	0	0	0	0	0	0	0
Total:	0	0	0	0	0	0	643	1
Female-headed Households:	0		0		0			

Income Cateagorv:

	Owner	Renter	Total	Person
Extremely Low	0	0	0	514
Low Mod	0	0	0	94
Moderate	0	0	0	35
Non Low Moderate	0	0	0	0
Total	0	0	0	643
Percent Low/Mod				100.0%

Annual Accomplishments

Years	Accomplishment Narrative	# Benefitting
2017	<p>1ST & 2ND QTRS: As of December 2017, no accomplishments to report. Plans with architect and electrical engineers are currently under review by the City.</p> <p>For Fiscal Year 2018 year end report, Alliance for African Assistance worked step-by-step on achieving the goals of the CDBG grant for a new roof and AC units on the Alliance for African Assistance building at 5952 El Cajon BLVD, San Diego, CA 92115. Agency hired mechanical, electrical and structural engineers to change the plans according to the City's instruction. The plans were approved by the City in the month of July 2018. Currently, we are awaiting the issuance of the permit to start the bidding process.</p>	
2018	<p>For Fiscal Year 2019 year end, the project is 80% done. The hold was for a small revision in the plans which were just approved by the city. The contractor will review, and will finish the project in its entirety by the end of Fiscal Year 2020. Organization will continue to work with City to complete the project.</p>	

Black/African American & White:	0	0	0	0	0	0	0	0
American Indian/Alaskan Native & Black/African American:	0	0	0	0	0	0	0	0
Other multi-racial:	0	0	0	0	0	0	0	0
Asian/Pacific Islander:	0	0	0	0	0	0	0	0
Hispanic:	0	0	0	0	0	0	0	0
Total:	0	0	0	0	0	0	583	369

Female-headed Households: 0 0 0

Income Category:

	Owner	Renter	Total	Person
Extremely Low	0	0	0	532
Low Mod	0	0	0	40
Moderate	0	0	0	7
Non Low Moderate	0	0	0	4
Total	0	0	0	583
Percent Low/Mod				99.3%

Annual Accomplishments

Years	Accomplishment Narrative	# Benefitting
2017	1ST & 2ND QTRS: As of December 2017, no accomplishments to report. Project was approved by City's Development Services Department for a building permit and construction is anticipated to begin January 2018.	

2018

For Fiscal Year 2019 Closeout, 583 clients were assisted due to the expansion of services. Summary: San Ysidro Health's (SYHealth) Maternal and Child Health Center (MCHC) Pediatric Expansion Project included four phases (Planning & Design, Permit, Bid Solicitation, and Construction), all of which were completed. CDBG funds were used to partially cover Construction phase expenses.

Plans were developed by Raymond Fox and Associates, and the building permit was secured in November 2017. Bid solicitation activities were done in coordination with CDBG staff; for instance, the Request for Proposals were pre-approved before they were published. SYHealth received bids from 3 General Contractors and issued the Notice of Award to Consolidated Contracting Services. in January 2018. The Notice to Proceed was issued in May 2018. Construction activities commenced that month. SYHealth passed the Building Departments inspections on all of the underground work, including electrical and plumbing. Subsequent activities focused on installations (metal framing, electrical, plumbing, wall-related work, HVAC, fire sprinklers, floors), wiring, millwork, etc. SYHealth completed construction in November 2018. SYHealth passed all final inspections and the Certificate of Occupancy was issued on November 27, 2018. Throughout the construction phase, SYHealth held weekly meetings with the Raymond Fox and Consolidated Contracting to review progress and address issues timely.

Client Benefits: The project specifically addressed the need to increase capacity and expand medical services within the MCHC facility. SYHealth anticipates that the new pediatric clinic space will allow the health center to serve an additional 7,000 unduplicated patients and generate 19,000 encounters annually at full operational capacity. The project allows for additional facility capacity that increases access to primary and preventive health services. CDBG funds will have a positive impact on the immediate need for high-quality, culturally proficient pediatric primary care services, particularly San Diego residents.

(Note: As disclosed to CDBG staff, the completed suite is temporarily being used for adult medicine purposes while an adjacent renovation project is in progress. MPR data reported are for the LMI adult patient served).

PGM Year:	2017
Project:	0006 - PUBLIC SERVICES & FACILITIES
IDIS Activity:	7070 - JACOBS CTR-CHOLLAS GATEWAYS-18

Status:	Completed 1/16/2020 12:00:00 AM	Objective:	Create suitable living environments
Location:	404 Euclid Ave San Diego, CA 92114-2221	Outcome:	Availability/accessibility
		Matrix Code:	Neighborhood Facilities (03E) National Objective: LMA

Activity to prevent, prepare for, and respond to Coronavirus: No

Initial Funding 01/03/2018

Description:

Add two community gateways and three permanent shade structures at the 2.6-acre Northwest Village Chollas Creek linear park.

Financing

	Fund Type	Grant Year	Grant	Funded Amount	Drawn In Program Year	Drawn Thru Program Year
CDBG	EN	2016	B16MC060542	\$182,753.75	\$0.00	\$182,753.75
Total	Total			\$182,753.75	\$0.00	\$182,753.75

Proposed Accomplishments

Public Facilities : 1
 Total Population in Service Area: 14,850
 Census Tract Percent Low / Mod: 75.56

Annual Accomplishments

Years	Accomplishment Narrative	# Benefitting
2017	1ST & 2ND QTRS: As of December 2017, no accomplishments to report. Preliminary designs will be completed in January 2018.	
2018	For Fiscal Year 2019 Year end report, year was spent planning for project, working with engineers and the City on permits, and administrative matters to move project forward. The City and JCNI began work in earnest on preparing and reviewing bid documents in June of 2018. Looking forward, the anticipated advertising (per Federal and City regulations) for bids for this project in July 2018. At this time, the project will not be completed by the end date of June 30, 2019.	
2019	For Fiscal Year 2020 closeout report, Jacobs Center for Neighborhood Innovation (JCNI) spent 2019 following the City and HUD procedures for the advertisement, procurement, evaluation and selection of a qualified subcontractor and construction manager for this project. The first round of bids for this project was received and evaluated in September 2018. Work on the project was completed at the very end of the fiscal year 2019, client benefit had not been fully realized as of June 30, 2019. Artwork (Gateways) and the shade structures along with another federally funded (NEA) art project lend themselves to beautifying the community. The Gateways and Shade Structures project along with the NEA funded artwork were celebrated with a community wide unveiling in July (non-Federal funds) the event was a success and was well attended by the community, JCNI staff, City Staff, City Council members and other community leaders.	

PGM Year:	2017		
Project:	0006 - PUBLIC SERVICES & FACILITIES		
IDIS Activity:	7072 - JACOBS CTR-CHOLLAS TRAIL-18		
Status:	Canceled 9/24/2019 12:00:00 AM	Objective:	Create suitable living environments
Location:	404 Euclid Ave San Diego, CA 92114-2221	Outcome:	Availability/accessibility
		Matrix Code:	Neighborhood Facilities (03E) National Objective: LMA

Activity to prevent, prepare for, and respond to Coronavirus: No

Initial Funding 01/04/2018

Description:
 Improve 700 linear feet of an existing multi-use trail along a portion of Chollas Creek, adjacent to the Joe and Vi Jacobs Center (JVJC) on the northwest side of the creek, and add another 440 linear feet of new trail on the opposite (southeast) side of the creek.

Financing

No data returned for this view. This might be because the applied filter excludes all data.

Proposed Accomplishments

Public Facilities : 1
 Total Population in Service Area: 17,650
 Census Tract Percent Low / Mod: 69.46

White:	0	0	0	0	0	0	641	266
Black/African American:	0	0	0	0	0	0	251	11
Asian:	0	0	0	0	0	0	14	3
American Indian/Alaskan Native:	0	0	0	0	0	0	22	2
Native Hawaiian/Other Pacific Islander:	0	0	0	0	0	0	24	4
American Indian/Alaskan Native & White:	0	0	0	0	0	0	5	0
Asian White:	0	0	0	0	0	0	0	0
Black/African American & White:	0	0	0	0	0	0	6	2
American Indian/Alaskan Native & Black/African American:	0	0	0	0	0	0	3	1
Other multi-racial:	0	0	0	0	0	0	4	1
Asian/Pacific Islander:	0	0	0	0	0	0	0	0
Hispanic:	0	0	0	0	0	0	0	0
Total:	0	0	0	0	0	0	970	290

Female-headed Households: 0 0 0 0

Income Category:

	Owner	Renter	Total	Person
Extremely Low	0	0	0	961
Low Mod	0	0	0	5
Moderate	0	0	0	3
Non Low Moderate	0	0	0	1
Total	0	0	0	970
Percent Low/Mod				99.9%

Annual Accomplishments

Years	Accomplishment Narrative	# Benefitting
2017	1ST & 2ND QTRS: As of December 2017, no accomplishment to report. In December of 2017, full set of architect drawings were submitted to City for permitting.	

2018

For Fiscal Year 2019 Closeout, 970 clients were assisted due to the expansion. Through the support of CDBG funding, Father Joe's Villages was able to remodel the men's shower room at the Joan Kroc Center (JKC) and build a barbershop/salon also located in the JKC. Both projects serve the clients of the Neal Good Day Center, which provides humanitarian services, resources and assistance to homeless adults living on the street.

Both projects held their grand opening on April 23, 2019 where members of the community, civic partners, the press, Father Joe's Villages leadership, staff and clients were in attendance. In the words of our Director of Social Services, One of the greatest achievements of the Day Center this year was the accomplishment of a total remodel of the men's shower room. Providing dignity is a motivating factor for our staff and clients, a clean attractive area to perform basic hygiene tasks provides this dignity. The shower area not only provides ample shower facilities but also bathrooms and sinks to shave.

Since the grand opening, during the months April-June, 464 unduplicated male individuals have enjoyed at least one shower. During this three-month timeframe, 6,570 showers were provided. (Note: This number includes both men and women.)

In addition to the remodeled showers, we built a barbershop/hair salon, Village Clips, which offers free haircuts to our homeless clients and Village residents. The salon is equipped with two chairs and staffed by certified barbers/stylists that volunteer their time. The experience of homelessness can be dehumanizing in many ways and the opportunity to get a professional haircut can make a world of difference, not only improving someone's appearance but their self-esteem and self-confidence as well. This is a particularly valued service for those who are working on employment and housing and meeting with prospective property owners and employers.

Since the grand opening Village Clips has provided 80 haircuts (April-June). FJV continues to work on recruiting certified stylist/barber volunteers. The imbedded video in this KPBS piece really demonstrates the significance a good haircut can make to our homeless neighbors. <https://www.kpbs.org/news/2019/apr/23/new-barber-shop-provides-free-haircuts-homeless/>

PGM Year:	2017		
Project:	0006 - PUBLIC SERVICES & FACILITIES		
IDIS Activity:	7086 - SULPIZIO FAMILY ARC CTR-18		
Status:	Completed 9/24/2019 6:51:43 PM	Objective:	Create suitable living environments
Location:	3030 Market St San Diego, CA 92102-3230	Outcome:	Availability/accessibility
		Matrix Code:	Facility for Persons with Disabilities
		National Objective:	LMC

Activity to prevent, prepare for, and respond to Coronavirus: No

Initial Funding Date: 01/04/2018

Description:
Install a new rooftop Photo-voltaic system to implement sustainable, green technologies that ultimately increase efficiency and cost savings of the overall operations at the Sulpizio Family Center.

Financing

	Fund Type	Grant Year	Grant	Funded Amount	Drawn In Program Year	Drawn Thru Program Year
CDBG	EN	2016	B16MC060542	\$266,640.00	\$0.00	\$266,640.00

Total	Total			\$266,640.00	\$0.00	\$266,640.00
--------------	--------------	--	--	---------------------	---------------	---------------------

Proposed Accomplishments

Public Facilities : 1

Actual Accomplishments

Number assisted:

	Owner		Renter		Total		Person	
	Total	Hispanic	Total	Hispanic	Total	Hispanic	Total	Hispanic
White:	0	0	0	0	0	0	104	59
Black/African American:	0	0	0	0	0	0	22	0
Asian:	0	0	0	0	0	0	6	0
American Indian/Alaskan Native:	0	0	0	0	0	0	1	0
Native Hawaiian/Other Pacific Islander:	0	0	0	0	0	0	2	0
American Indian/Alaskan Native & White:	0	0	0	0	0	0	0	0
Asian White:	0	0	0	0	0	0	0	0
Black/African American & White:	0	0	0	0	0	0	0	0
American Indian/Alaskan Native & Black/African American:	0	0	0	0	0	0	0	0
Other multi-racial:	0	0	0	0	0	0	2	0
Asian/Pacific Islander:	0	0	0	0	0	0	0	0
Hispanic:	0	0	0	0	0	0	0	0
Total:	0	0	0	0	0	0	137	59
Female-headed Households:	0		0		0			

Income Category:

	Owner	Renter	Total	Person
Extremely Low	0	0	0	137
Low Mod	0	0	0	0
Moderate	0	0	0	0
Non Low Moderate	0	0	0	0
Total	0	0	0	137
Percent Low/Mod				100.0%

Annual Accomplishments

Years	Accomplishment Narrative	# Benefitting
2017	1ST & 2ND QTRS: As of December 2017, no accomplishments to report. Currently working on finalizing bid and publication ads	

2018

For Fiscal Year 2019 Closeout, 136 clients were able to have new access to the facility due to the expansion. At the onset of the project, we finalized the Fiscal Year 2018 City of San Diego Community Development Block Grant Program Subrecipient Agreement with the City of San Diego and met with City Staff to discuss the project. We issued the Invitation for Bid on January 8, 2018 and published advertisement in The Daily Transcript on 1/8/18, 1/9/18, 1/10/18, 1/11/18, 1/12/18, and 1/16/18.

We held our mandatory pre-bid job walk on Tuesday, January 16, 2018 at 10:00 a.m. at the Sulpizio Family Center (3030 Market Street San Diego, CA 92102). Sealed bid packages were received on February 9, 2018. They were opened and read aloud to public on February 9, 2018 at The Arc of San Diego (3030 Market Street San Diego, CA 92102). The bids were reviewed and evaluated. Notification letters were sent to contractor selected Current Solar as well as the one who was not selected. We worked with Prime Contractor to complete requirements needed in preparation of the pre-construction meet. We completed our public works project registration with the State of California Department of Industrial Relations. The pre-construction meeting was held on April 20, 2018. Notice to proceed was provided by the City of San Diego on April 16, 2018 and we executed the contract with Current Solar. Current Solar worked with their structural engineer to get project plans finalized. Plans for the Sulpizio Family Center Solar Project were completed and they were submitted to the City's Planning Department on May 15, 2018.

The complete design system was reviewed and approved for permitting by the City of San Diego. Materials including panels and supplies were delivered to the project site located at 3030 Market Street San Diego, CA 92102 and installation of the solar system was completed. Following completion of the project, we received authorization to operate the Photo Voltaic System in parallel with SDG&E's Electric System from SDG&E and the system went live. Our account began billing as Net Energy Metering and we began receiving the benefits of your solar system on our electric bill.

Upon completion of the project, 137 adults with disabilities now have improved access to services for the purpose of creating a suitable living

PGM Year:	2017		
Project:	0006 - PUBLIC SERVICES & FACILITIES		
IDIS Activity:	7087 - UPAC-ENTERPRISE CENTER-18		
Status:	Completed 9/24/2019 12:00:00 AM	Objective:	Create suitable living environments
Location:	1031 25th St San Diego, CA 92102-2102	Outcome:	Availability/accessibility
		Matrix Code:	Other Public Improvements Not Listed
		National Objective:	LMC

Activity to prevent, prepare for, and respond to Coronavirus: No

Initial Funding 01/04/2018

Description:

Transform a 4,622 square foot restaurant, located on the corner of 54th Street and University Avenue, into a thriving social enterprise center that will provide resources for two UPAC programs, Ramp Up 2 Work and Youth Business Enterprise, and ethnically diverse LMI residents and small business owners in City Heights

Financing

	Fund Type	Grant Year	Grant	Funded Amount	Drawn In Program Year	Drawn Thru Program Year
CDBG	EN	2016	B16MC060542	\$255,482.58	\$0.00	\$255,482.58
		2017	B17MC060542	\$98,367.42	\$0.00	\$98,367.42
Total	Total			\$353,850.00	\$0.00	\$353,850.00

Proposed Accomplishments

People (General) : 200

Actual Accomplishments

<i>Number assisted:</i>	Owner		Renter		Total		Person	
	Total	Hispanic	Total	Hispanic	Total	Hispanic	Total	Hispanic
White:	0	0	0	0	0	0	3	2
Black/African American:	0	0	0	0	0	0	23	0
Asian:	0	0	0	0	0	0	32	1
American Indian/Alaskan Native:	0	0	0	0	0	0	0	0
Native Hawaiian/Other Pacific Islander:	0	0	0	0	0	0	0	0
American Indian/Alaskan Native & White:	0	0	0	0	0	0	0	0
Asian White:	0	0	0	0	0	0	0	0
Black/African American & White:	0	0	0	0	0	0	0	0
American Indian/Alaskan Native & Black/African American:	0	0	0	0	0	0	0	0
Other multi-racial:	0	0	0	0	0	0	11	8
Asian/Pacific Islander:	0	0	0	0	0	0	0	0
Hispanic:	0	0	0	0	0	0	0	0
Total:	0	0	0	0	0	0	69	11
Female-headed Households:	0		0		0			

Income Category:

	Owner	Renter	Total	Person
Extremely Low	0	0	0	58
Low Mod	0	0	0	10
Moderate	0	0	0	1
Non Low Moderate	0	0	0	0
Total	0	0	0	69
Percent Low/Mod				100.0%

Annual Accomplishments

Years	Accomplishment Narrative	# Benefitting
2017	1ST QTR & 2ND QTRS: As of December 2017, 2 individuals have been assisted.	

2018

For Fiscal Year 2019 Closeout, 69 total clients were assisted due to the expansion of the Business Enterprise Center. UPAC received \$354,500 to renovate interior of a restaurant, creating 4 separate work areas: Cafe; print shop; technology center; and community room to complement commercial kitchen. Creation of Neighborhood Enterprise Center (NEC) expanded services and activities for LMI clients from Ramp Up to Work and Youth Business Enterprise programs, City Heights residents and small business owners. All but \$620 expended.

UPAC projected 1 year for pre/construction phases, and 1 year to achieve goals. Although construction was completed within 1 month of anticipated date, final approval was delayed due to exterior walkway being out of compliance for vision impaired. As this had to be handled by property owner, use of NEC was delayed for 3.5 months.

Activities conducted:

8 36-hour business workshops held

1 Kaiser/UPAC Health Fair held

2 MIC nights held

1 Ethiopian Coffee event

Catering business established, generating 42 catering events, providing employment for LMI individuals at NEC.

Entered into agreement with PCG to provide employment for CalWorks recipients.

Community events held: AT&T mixer, Holiday of Hope Dinner (banquet for families impacted by violence), and California Victims of Violence Conference.

Ramp Up to Work program closed 12/31/18 due to lack of County of San Diego funding.

Goal Achievement:

PGM Year:	2017		
Project:	0006 - PUBLIC SERVICES & FACILITIES		
IDIS Activity:	7127 - CITY SD-ED-HOMELESS FAC REHAB		

Status:	Open	Objective:	Create suitable living environments
Location:	1788 Palm Ave San Diego, CA 92154-1149	Outcome:	Availability/accessibility
		Matrix Code:	Homeless Facilities (not operating) National Objective: LMC

Activity to prevent, prepare for, and respond to Coronavirus: No

Initial Funding Date: 01/03/2018

Description:

To complete rehabilitation to a Homeless Facility.

Financing

	Fund Type	Grant Year	Grant	Funded Amount	Drawn In Program Year	Drawn Thru Program Year
CDBG	EN	Pre-2015		\$306,258.09	\$0.00	\$0.00
		2014	B14MC060542		\$0.00	\$306,258.09
	2015	B15MC060542	\$569,736.52	\$0.00	\$483,148.73	
	PI			\$5,624,005.39	\$1,235,606.19	\$5,487,988.92
Total	Total			\$6,500,000.00	\$1,235,606.19	\$6,277,395.74

Proposed Accomplishments

Public Facilities : 1

Actual Accomplishments

Number assisted:

	Owner		Renter		Total		Person	
	Total	Hispanic	Total	Hispanic	Total	Hispanic	Total	Hispanic
White:	0	0	0	0	0	0		0
Black/African American:	0	0	0	0	0	0	0	0
Asian:	0	0	0	0	0	0	0	0
American Indian/Alaskan Native:	0	0	0	0	0	0	0	0
Native Hawaiian/Other Pacific Islander:	0	0	0	0	0	0	0	0
American Indian/Alaskan Native & White:	0	0	0	0	0	0	0	0
Asian White:	0	0	0	0	0	0	0	0
Black/African American & White:	0	0	0	0	0	0	0	0
American Indian/Alaskan Native & Black/African American:	0	0	0	0	0	0	0	0
Other multi-racial:	0	0	0	0	0	0	0	0
Asian/Pacific Islander:	0	0	0	0	0	0	0	0
Hispanic:	0	0	0	0	0	0	0	0
Total:	0	0	0	0	0	0	0	0
Female-headed Households:	0		0		0			

Income Category:

	Owner	Renter	Total	Person
Extremely Low	0	0	0	0
Low Mod	0	0	0	0
Moderate	0	0	0	0
Non Low Moderate	0	0	0	0
Total	0	0	0	0
Percent Low/Mod				

Annual Accomplishments

Female-headed Households: 0 0 0

Income Category:

	Owner	Renter	Total	Person
Extremely Low	0	0	0	0
Low Mod	0	0	0	0
Moderate	0	0	0	0
Non Low Moderate	0	0	0	0
Total	0	0	0	0
Percent Low/Mod				

Annual Accomplishments

No data returned for this view. This might be because the applied filter excludes all data.

PGM Year:	2018
Project:	0002 - Public Services and Facilities
IDIS Activity:	7177 - CASA FAMILIAR INC-19

Status:	Completed 11/4/2020 12:00:00 AM	Objective:	Create suitable living environments
Location:	119 W Hall Ave San Diego, CA 92173-2514	Outcome:	Availability/accessibility
		Matrix Code:	Other Public Services Not Listed in 05A- National Objective: LMC

Activity to prevent, prepare for, and respond to Coronavirus: No

Initial Funding Date: 11/09/2018

Description:
Financial Education & Empowerment: Provides free bilingual financial coaching to primarily Hispanic/Latino LMI individuals to increase financial security and promote self-sufficiency.

Financing

	Fund Type	Grant Year	Grant	Funded Amount	Drawn In Program Year	Drawn Thru Program Year
CDBG	EN	2015	B15MC060542	\$13,362.85	\$0.00	\$13,362.85
		2016	B16MC060542	\$4,342.29	\$0.00	\$4,342.29
	PI			\$82,294.86	\$1.00	\$82,294.86
Total	Total			\$100,000.00	\$1.00	\$100,000.00

Proposed Accomplishments

People (General) : 300

Actual Accomplishments

<i>Number assisted:</i>	Owner		Renter		Total		Person	
	Total	Hispanic	Total	Hispanic	Total	Hispanic	Total	Hispanic

White:	0	0	0	0	0	0	281	253
Black/African American:	0	0	0	0	0	0	11	0
Asian:	0	0	0	0	0	0	5	0
American Indian/Alaskan Native:	0	0	0	0	0	0	2	0
Native Hawaiian/Other Pacific Islander:	0	0	0	0	0	0	0	0
American Indian/Alaskan Native & White:	0	0	0	0	0	0	1	0
Asian White:	0	0	0	0	0	0	0	0
Black/African American & White:	0	0	0	0	0	0	0	0
American Indian/Alaskan Native & Black/African American:	0	0	0	0	0	0	0	0
Other multi-racial:	0	0	0	0	0	0	12	6
Asian/Pacific Islander:	0	0	0	0	0	0	0	0
Hispanic:	0	0	0	0	0	0	0	0
Total:	0	0	0	0	0	0	312	259

Female-headed Households: 0 0 0

Income Category:

	Owner	Renter	Total	Person
Extremely Low	0	0	0	181
Low Mod	0	0	0	102
Moderate	0	0	0	29
Non Low Moderate	0	0	0	0
Total	0	0	0	312
Percent Low/Mod				100.0%

Annual Accomplishments

Years	Accomplishment Narrative	# Benefitting
-------	--------------------------	---------------

2018 For 1st and 2nd quarter of Fiscal Year 2019, 105 clients have been assisted. For Fiscal Year 2019 Closeout, 312 clients were assisted. Casa Familiar with the partnership of Dreams for Change and The Urban League of San Diego was able to meet and surpass its goal of assisting 300 community members of a low- and moderate-income in its target areas of Downtown San Diego, City Heights, and San Ysidro during FY19.

During this time Casa Familiares Ventailla De Asesoría Financiera which is located at the Mexican Consulate in San Diego was able to provide financial education and empowerment workshops both in the waiting areas of consulate itself and local community events and fairs where basic financial education was presented to empower individuals to take a more proactive approach towards their finances.

After initial engagement clients were scheduled for one on one financial coaching appointments at all four of our partner sites where they could work on their goals comprised of our educational modules which include: Borrowing Basics, Savings, Goals & Spending Plans, Debt Management, and First Time Homebuyer Education. Our financial coaches would set individual goals and then set 3 individual milestones at 3, 6, and 12 month increments where clients could see the progression of their efforts and tackle smaller tasks that would result in the overall success of individual goals.

Along with financial coaching and education we were also able to support families with free tax information and preparation with our four partner locations. This service was done with the support of the Volunteer Income Tax Assistance (VITA). Clients were able not only to receive answers to their tax questions, and assistance with pretax documentation such as ITIN application and renewals, but also receive individual and personalized bilingual support to insure that they would have all documentation necessary submitted to file their tax forms for the year.

2019 For Fiscal Year 2020 Closeout, 312 clients were assisted. Casa Familiar with the partnership of Dreams for Change and The Urban League of San Diego was able to meet and surpass its goal of assisting 300 community members of a low- and moderate-income in its target areas of Downtown San Diego, City Heights, and San Ysidro during FY19.

During this time Casa Familiares Ventailla De Asesoría Financiera which is located at the Mexican Consulate in San Diego was able to provide financial education and empowerment workshops both in the waiting areas of consulate itself and local community events and fairs where basic financial education was presented to empower individuals to take a more proactive approach towards their finances.

After initial engagement clients were scheduled for one on one financial coaching appointments at all four of our partner sites where they could work on their goals comprised of our educational modules which include: Borrowing Basics, Savings, Goals & Spending Plans, Debt Management, and First Time Homebuyer Education. Our financial coaches would set individual goals and then set 3 individual milestones at 3, 6, and 12 month increments where clients could see the progression of their efforts and tackle smaller tasks that would result in the overall success of individual goals.

Along with financial coaching and education we were also able to support families with free tax information and preparation with our four partner locations. This service was done with the support of the Volunteer Income Tax Assistance (VITA). Clients were able not only to receive answers to their tax questions, and assistance with pretax documentation such as ITIN application and renewals, but also receive individual and personalized bilingual support to insure that they would have all documentation necessary submitted to file their tax forms for the year.

PGM Year: 2018

Project: 0002 - Public Services and Facilities

IDIS Activity: 7178 - CTR COMM SOL-FORENSIC EXAM-19

Status: Completed 11/21/2019 12:00:00 AM

Objective: Create suitable living environments

Location: Address Suppressed

Outcome: Availability/accessibility

Matrix Code: Services for victims of domestic

National Objective: LMC

Activity to prevent, prepare for, and respond to Coronavirus: No

Initial Funding 11/09/2018

Description:

Domestic Abuse Forensic Exam Program: Assists with establishing a 247 Domestic Abuse Forensic Exam Victim Advocate Response Team geared at preventing homelessness and providing services to the highest-at-risk survivors of strangulation and severe domestic violence at the Downtown Family Justice Center office.

Financing

	Fund Type	Grant Year	Grant	Funded Amount	Drawn In Program Year	Drawn Thru Program Year
CDBG	EN	2015	B15MC060542	\$12,950.36	\$0.00	\$12,950.36
		2017	B17MC060542	\$10,770.12	\$0.00	\$10,770.12
	PI			\$29,687.53	\$0.00	\$29,687.53
Total	Total			\$53,408.01	\$0.00	\$53,408.01

Proposed Accomplishments

People (General) : 94

Actual Accomplishments

Number assisted:

	Owner		Renter		Total		Person	
	Total	Hispanic	Total	Hispanic	Total	Hispanic	Total	Hispanic
White:	0	0	0	0	0	0	43	19
Black/African American:	0	0	0	0	0	0	4	1
Asian:	0	0	0	0	0	0	3	1
American Indian/Alaskan Native:	0	0	0	0	0	0	0	0
Native Hawaiian/Other Pacific Islander:	0	0	0	0	0	0	0	0
American Indian/Alaskan Native & White:	0	0	0	0	0	0	0	0
Asian White:	0	0	0	0	0	0	1	0
Black/African American & White:	0	0	0	0	0	0	0	0
American Indian/Alaskan Native & Black/African American:	0	0	0	0	0	0	0	0
Other multi-racial:	0	0	0	0	0	0	8	4
Asian/Pacific Islander:	0	0	0	0	0	0	0	0
Hispanic:	0	0	0	0	0	0	0	0
Total:	0	0	0	0	0	0	59	25

Female-headed Households: 0 0 0

Income Catearorv:

	Owner	Renter	Total	Person
Extremely Low	0	0	0	0
Low Mod	0	0	0	59
Moderate	0	0	0	0
Non Low Moderate	0	0	0	0
Total	0	0	0	59
Percent Low/Mod				100.0%

Annual Accomplishments

Years	Accomplishment Narrative	# Benefitting
-------	--------------------------	---------------

2018	<p>For 1st quarter of Fiscal Year 2019, 7 clients have been assisted.</p> <p>For Fiscal Year 2020 closeout, 59 clients were assisted. The project established a Domestic Abuse Forensic Exam (DAFE) Victim Advocate Response Team (VART) dedicated to providing emergency accompaniment and advocacy during forensic evidentiary examinations involving strangulation or severe abuse to alleviate isolation and improve outcomes for victims. A dedicated DAFE Coordinator was hired, whose sole job was to coordinate DAFE VART cases involving victims of strangulation and severe domestic (intimate partner) violence. This position insured comprehensive program support was provided to victims during and after forensic evidentiary exams. The DAFE Coordinator recruited and maintained a team of DAFE Volunteer Advocates to respond. All DAFE staff completed required domestic violence counselor training and become certified by the State. Advanced staff response protocols specific to DAFE accompaniment requests were established.</p> <p>The DAFE Coordinator and Volunteer Advocates provided DAFE survivors with 1) information regarding their rights prior to the forensic exam, 2) accompaniment to the exam, 3) support with crisis intervention techniques, 4) in-depth safety planning, and 5) connections with additional safety and recovery services (legal, counseling, shelter) through CCS and other social service agencies. All services were offered at no charge in both English and Spanish. Project activities were coordinated with City law enforcement, the District Attorneys office, health providers and social service providers to ensure effective wrap-around services that increased victims likelihood of recovery and successful arrest and prosecution of offenders.</p> <p>The project was exempt from collecting income level data because the victims were presumed low income (domestic violence/survivors), and all presumed low-income victims are categorized as Low-Income (above 30% to 50% of AMI).</p> <p>59 San Diego City residents were served by the project. Victims benefited from project activities in the following ways: 1) most victims gained critical information previously unknown to them about their personal and legal rights regarding DAFE exams, 2) victim's comfort and feeling of safety during forensic exams increased with the presence of a DAFE Volunteer Advocate or the DAFE Coordinator, 3) victims experiencing extreme overwhelm or crisis were able to regulate their emotions with the assistance of project staff and volunteers, 4) victims's plans to stay safe were created and enhanced with the assistance of project staff and volunteers, and 5) victims who wished it were provided extensive follow-up services that facilitated a path to healing from the strangulation event/severe abuse.</p>	
------	---	--

PGM Year: 2018

Project: 0002 - Public Services and Facilities
IDIS Activity: 7179 - CTR COMM SOL-SURV FAMILY SVC-19

Status: Canceled 6/22/2020 12:00:00 AM **Objective:** Create suitable living environments
Location: Address Suppressed **Outcome:** Availability/accessibility
Matrix Code: Other Public Improvements Not Listed **National Objective:** LMC

Activity to prevent, prepare for, and respond to Coronavirus: No

Initial Funding Date: 11/09/2018

Description:
 Survivor Access to Family Services Install laminate flooring, replace carpeting from stairs, removal of marble flooring, replace canvas shade for their domestic violence victims.
 Project Canceled.

Financing

No data returned for this view. This might be because the applied filter excludes all data.

Proposed Accomplishments

Public Facilities : 1

Actual Accomplishments

Number assisted:

	Owner		Renter		Total		Person	
	Total	Hispanic	Total	Hispanic	Total	Hispanic	Total	Hispanic
White:	0	0	0	0	0	0		0
Black/African American:	0	0	0	0	0	0	0	0
Asian:	0	0	0	0	0	0	0	0
American Indian/Alaskan Native:	0	0	0	0	0	0	0	0
Native Hawaiian/Other Pacific Islander:	0	0	0	0	0	0	0	0
American Indian/Alaskan Native & White:	0	0	0	0	0	0	0	0
Asian White:	0	0	0	0	0	0	0	0
Black/African American & White:	0	0	0	0	0	0	0	0
American Indian/Alaskan Native & Black/African American:	0	0	0	0	0	0	0	0
Other multi-racial:	0	0	0	0	0	0	0	0
Asian/Pacific Islander:	0	0	0	0	0	0	0	0
Hispanic:	0	0	0	0	0	0	0	0
Total:	0	0	0	0	0	0	0	0

Female-headed Households: 0

Income Category:

Owner	Renter	Total	Person
-------	--------	-------	--------

Black/African American:	0	0	0	0	0	0	0	0
Asian:	0	0	0	0	0	0	0	0
American Indian/Alaskan Native:	0	0	0	0	0	0	0	0
Native Hawaiian/Other Pacific Islander:	0	0	0	0	0	0	0	0
American Indian/Alaskan Native & White:	0	0	0	0	0	0	0	0
Asian White:	0	0	0	0	0	0	0	0
Black/African American & White:	0	0	0	0	0	0	0	0
American Indian/Alaskan Native & Black/African American:	0	0	0	0	0	0	0	0
Other multi-racial:	0	0	0	0	0	0	0	0
Asian/Pacific Islander:	0	0	0	0	0	0	0	0
Hispanic:	0	0	0	0	0	0	0	0
Total:	0	0	0	0	0	0	0	0

Female-headed Households: 0 0 0 0

Income Category:

	Owner	Renter	Total	Person
Extremely Low	0	0	0	0
Low Mod	0	0	0	0
Moderate	0	0	0	0
Non Low Moderate	0	0	0	0
Total	0	0	0	0

Percent Low/Mod

Annual Accomplishments

Years	Accomplishment Narrative	# Benefitting
--------------	---------------------------------	----------------------

2019	For Fiscal Year 2019 year end report, the project is still under construction and is not complete. San Ysidro Health Center (SYHC) is continuing to make progress on its solar panel purchase and installation project for its Senior Health Center complex. There were four prospective bidders who attended the Bidders Conference (July 2019); two out of the four submitted bids in August 2019. SYHC is in the process of reviewing these two bids.	
------	--	--

The revised project timeline has an estimated date of completion of April-May 2020 with the project closing out in June 2020. The solar panels are not yet installed, so there is no demographic information to report for Fiscal year 2019.

PGM Year:	2018
Project:	0002 - Public Services and Facilities
IDIS Activity:	7182 - CITY SD LIB-LIBRARY NEXT-19
Status:	Open
Location:	330 Park Blvd San Diego, CA 92101-7416
Objective:	Create suitable living environments
Outcome:	Availability/accessibility

Activity to prevent, prepare for, and respond to Coronavirus: No

Initial Funding 11/09/2018

Description:
 LibraryNEXT provides funding for an existing program sponsored by the City of San Diego Library, in collaboration with UC San Diego Extension and Sally Ride Science, to expand STEM educational

Financing

	Fund Type	Grant Year	Grant	Funded Amount	Drawn In Program Year	Drawn Thru Program Year
CDBG	EN	2015	B15MC060542	\$62,500.00	\$0.00	\$62,500.00
	PI			\$187,500.00	\$0.00	\$187,500.00
Total	Total			\$250,000.00	\$0.00	\$250,000.00

Proposed Accomplishments

People (General) : 1,000

Actual Accomplishments

Number assisted:

	Owner		Renter		Total		Person	
	Total	Hispanic	Total	Hispanic	Total	Hispanic	Total	Hispanic
White:	0	0	0	0	0	0	209	106
Black/African American:	0	0	0	0	0	0	27	7
Asian:	0	0	0	0	0	0	92	5
American Indian/Alaskan Native:	0	0	0	0	0	0	3	2
Native Hawaiian/Other Pacific Islander:	0	0	0	0	0	0	6	2
American Indian/Alaskan Native & White:	0	0	0	0	0	0	1	0
Asian White:	0	0	0	0	0	0	25	3
Black/African American & White:	0	0	0	0	0	0	7	0
American Indian/Alaskan Native & Black/African American:	0	0	0	0	0	0	13	9
Other multi-racial:	0	0	0	0	0	0	74	50
Asian/Pacific Islander:	0	0	0	0	0	0	0	0
Hispanic:	0	0	0	0	0	0	0	0
Total:	0	0	0	0	0	0	457	184

Female-headed Households:

0	0	0
---	---	---

Income Cateagorv:

	Owner	Renter	Total	Person
Extremely Low	0	0	0	129
Low Mod	0	0	0	88

Asian:	0	0	0	0	0	0	0	0
American Indian/Alaskan Native:	0	0	0	0	0	0	0	0
Native Hawaiian/Other Pacific Islander:	0	0	0	0	0	0	0	0
American Indian/Alaskan Native & White:	0	0	0	0	0	0	0	0
Asian White:	0	0	0	0	0	0	0	0
Black/African American & White:	0	0	0	0	0	0	0	0
American Indian/Alaskan Native & Black/African American:	0	0	0	0	0	0	0	0
Other multi-racial:	0	0	0	0	0	0	2	2
Asian/Pacific Islander:	0	0	0	0	0	0	0	0
Hispanic:	0	0	0	0	0	0	0	0
Total:	0	0	0	0	0	0	13	2

Female-headed Households: 0 0 0

Income Category:

	Owner	Renter	Total	Person
Extremely Low	0	0	0	7
Low Mod	0	0	0	6
Moderate	0	0	0	0
Non Low Moderate	0	0	0	0
Total	0	0	0	13
Percent Low/Mod				100.0%

Annual Accomplishments

Years	Accomplishment Narrative	# Benefitting
--------------	---------------------------------	----------------------

2018

For 1st and 2nd quarter of Fiscal year 2019, 5 clients have been assisted. For Fiscal Year 2019 Closeout, 13 clients were assisted. IAMBK Green conducted 2 Environmental Literacy Certification courses during this fiscal year using the CDBG funds.

We have certified 12 of the 13 participants.

Of the 12 participants who certified in the course over half are currently working within the sustainability framework with green business or are a part of the green-collar workforce, examples provided below:

Two (2) were employed by our community partner, Grid Alternatives, one as a solar installer, the 2nd, started off as a fellow and is now a Community Outreach Coordinator.

One (1) of our participants was able to obtain a paid electrical apprenticeship in partnership with the local minority caucus of the Electrical Union IBEW 569.

Two (2) are working with IAMBK CDC's resiliency project in partnership with a master electrician provided by the minority caucus IBEW 569. This project consists of converting a refrigerator trailer to solar power so that it may be used during natural disasters and/or local food banks, so they may offer fresh produce V.S. just packaged processed goods.

Two (2) are in the process of becoming certified environmental literacy trainers to build capacity for our organization allowing it to grow.

Another one (1) of our participants has started a green transportation business that is still under development with the assistance of one of our business mentors.

It is our intention to qualify all of our participants for the green collar workforce and help them to obtain employment or develop a social enterprise, however, to obtain employment that will help them on the path of stability and improve their quality of life is our ultimate goal, and we have successfully achieved that goal with our participants.

PGM Year:	2018
Project:	0002 - Public Services and Facilities
IDIS Activity:	7184 - LA MAESTRA HLTH CTR-19

Status:	Completed 8/28/2020 12:00:00 AM	Objective:	Create suitable living environments
Location:	4060 Fairmount Ave San Diego, CA 92105-1608	Outcome:	Availability/accessibility
		Matrix Code:	Health Facilities (03P) National Objective: LMC

Activity to prevent, prepare for, and respond to Coronavirus: No

Initial Funding Date: 11/09/2018

Description:
HOPE Clinic Service Expansion Additional medical exam room at Hope Clinic

Financing

	Fund Type	Grant Year	Grant	Funded Amount	Drawn In Program Year	Drawn Thru Program Year
--	-----------	------------	-------	---------------	-----------------------	-------------------------

CDBG	EN	2018	B18MC060542	\$9,138.98	\$0.00	\$9,138.98
	PI			\$358,365.02	\$347,579.52	\$358,365.02
Total	Total			\$367,504.00	\$347,579.52	\$367,504.00

Proposed Accomplishments

Public Facilities : 1

Actual Accomplishments

Number assisted:

	Owner		Renter		Total		Person	
	Total	Hispanic	Total	Hispanic	Total	Hispanic	Total	Hispanic
White:	0	0	0	0	0	0	919	506
Black/African American:	0	0	0	0	0	0	173	7
Asian:	0	0	0	0	0	0	70	2
American Indian/Alaskan Native:	0	0	0	0	0	0	3	0
Native Hawaiian/Other Pacific Islander:	0	0	0	0	0	0	14	3
American Indian/Alaskan Native & White:	0	0	0	0	0	0	0	0
Asian White:	0	0	0	0	0	0	0	0
Black/African American & White:	0	0	0	0	0	0	0	0
American Indian/Alaskan Native & Black/African American:	0	0	0	0	0	0	0	0
Other multi-racial:	0	0	0	0	0	0	53	13
Asian/Pacific Islander:	0	0	0	0	0	0	0	0
Hispanic:	0	0	0	0	0	0	0	0
Total:	0	0	0	0	0	0	1,232	531
Female-headed Households:	0		0		0			

Income Category:

	Owner	Renter	Total	Person
Extremely Low	0	0	0	705
Low Mod	0	0	0	520
Moderate	0	0	0	7
Non Low Moderate	0	0	0	0
Total	0	0	0	1,232
Percent Low/Mod				100.0%

Annual Accomplishments

Years	Accomplishment Narrative	# Benefitting
--------------	---------------------------------	----------------------

2018

For Fiscal Year 2019 year end, no accomplishments to report. In the past fiscal year, La Maestra Family Clinic has experienced numerous barriers that resulted in a delayed timeline. During the past year, CDBG-paid activities consisted entirely of project management services in preparation for the construction start date (i.e., preparing necessary agreements, bid packages, drawings, and meetings). In November 2018, La Maestra set a bid date and received two bids. However, due to several building code requirements that caused delays, the start time for construction was also delayed. The initial general contractor selected for the project unfortunately retracted their bid due to these delays in February 2019, and therefore Linas Naujokaitis, La Maestra's architect, had to draft another Invitation for bid with updates for a pre-bid walk and Bid Day. April 9 was the second bid day that concluded with three bidders. La Maestra decided to move forward with the lowest bidder, LDCO, Inc. In May 2019 all subcontractors worked on preparing their respective start-up documents and the pre-construction meeting was held at La Maestra to discuss the anticipated start date.

The City of San Diego gave La Maestra the Notice to Proceed on June 18, 2019 with an official start date of Monday June 24th. It is expected that all construction will be completed within 125 calendar days or by December 23, 2019. After the interior and siding demolition, architect Linas Naujokaitis and engineer Michael Mersi discovered a much worse existing structural system than anticipated and are currently working on a new structural design that will eliminate the framing and replace with conventional slab-on-grade/footing design and wall framing. All demolition was completed the week of July 15. Next steps include underground plumbing, forming and rebar.

Site work is expected to be completed no later than December 23, 2019. All funds will be completely drawn down when site work is complete. By January 2020, La Maestra will begin providing enhanced services to low-income patients, specifically targeting homeless individuals and their families who do not have access to care.

2019

For Fiscal Year 2020 closeout, 1242 clients were assisted. Throughout the course of the project period, La Maestras CDBG-paid activities consisted primarily of project management (i.e., preparing necessary agreements, bid packages, drawings, and meetings) and construction services to the 4171 Fairmount Avenue site. During the initial stages of the project, the organizations project staff met with architect Linas Naujokaitis to review project goals and finalize proposed floor plans before submitting plan checks to the Development Services Department. Once the City approved the plan check, Naujokaitis sent all general contractors interested in the project an addendum containing the approved plans and the open bid date.

The projects first bid date took place on 11/20/18, and La Maestra received two bids from local contractors. The organization ultimately decided to go with the lowest bidder, SD Remodels, and quickly began the paperwork process to obtain the building and encroachment permits. Unfortunately, due to several building code requirements, the project experienced unforeseen delays to the construction timeline causing SD Remodels to retract their bid. Therefore, Naujokaitis was required to draft another invitation for bid and restart the bidding process.

The second bid day occurred on 04/09/19, and La Maestra received three bids from interested contractors. Upon completing a bid analysis, project staff decided to move forward with the lowest bidder LDCO, Inc. During the following month, LDCOs subcontractors worked on preparing their respective start-up documents, and a pre-construction meeting was held at La Maestra to discuss the anticipated start date. The City of San Diego issued the Notice to Proceed on 6/18/19 with an official start date of 6/24/19 and an estimated completion date of 12/23/19.

Shortly after construction on the Hope Clinic commenced, the organization experienced additional delays due to issues regarding the buildings structural integrity. Upon the completion of interior and siding demolition, architect Linas Naujokaitis and engineer Michael Mersi discovered a much worse existing structural system than anticipated and had to revise the structural design. Nevertheless, all demolition was completed by the week of 7/15/19 and the project proceeded as planned. Despite additional plan check corrections, construction continued on schedule and renovations to the Hope Clinic were completed in late November. Final inspections were conducted to ensure electric, plumbing, and mechanical equipment were up to code compliance and providers resumed seeing patients onsite in December 2019. As a result of the City of San Diegos generous funding, La Maestra has successfully expanded the Hope Clinic to a total of 877 square feet of space by adding one medical exam room and one dental suite. Since its reopening, La Maestra has seen a total of 1,232 unduplicated patients at the Hope Clinic.

PGM Year:	2018
Project:	0002 - Public Services and Facilities
IDIS Activity:	7185 - LAUNCHBIO-19

Status:	Completed 9/17/2019 12:00:00 AM	Objective:	Create suitable living environments		
Location:	10210 Campus Point Dr San Diego, CA 92121-1522	Outcome:	Availability/accessibility		
		Matrix Code:	Youth Services (05D)	National Objective:	LMC

Activity to prevent, prepare for, and respond to Coronavirus: No

Initial Funding Date: 11/09/2018

Description:

Biomed Career Workshop for LMI Youth: Biotech workshops for LMI high school youth

Financing

	Fund Type	Grant Year	Grant	Funded Amount	Drawn In Program Year	Drawn Thru Program Year
CDBG	EN	2018	B18MC060542	\$42,471.20	\$0.00	\$42,471.20
	PI			\$7,528.00	\$205.00	\$7,528.00
Total	Total			\$49,999.20	\$205.00	\$49,999.20

Proposed Accomplishments

People (General) : 290

Actual Accomplishments

Number assisted:

	Owner		Renter		Total		Person	
	Total	Hispanic	Total	Hispanic	Total	Hispanic	Total	Hispanic
White:	0	0	0	0	0	0	58	44
Black/African American:	0	0	0	0	0	0	25	1
Asian:	0	0	0	0	0	0	55	3
American Indian/Alaskan Native:	0	0	0	0	0	0	1	1
Native Hawaiian/Other Pacific Islander:	0	0	0	0	0	0	2	0
American Indian/Alaskan Native & White:	0	0	0	0	0	0	1	1
Asian White:	0	0	0	0	0	0	3	1
Black/African American & White:	0	0	0	0	0	0	3	1
American Indian/Alaskan Native & Black/African American:	0	0	0	0	0	0	1	1
Other multi-racial:	0	0	0	0	0	0	93	79
Asian/Pacific Islander:	0	0	0	0	0	0	0	0
Hispanic:	0	0	0	0	0	0	0	0
Total:	0	0	0	0	0	0	242	132
Female-headed Households:	0		0		0			

Income Catecovr:

	Owner	Renter	Total	Person
Extremely Low	0	0	0	111
Low Mod	0	0	0	76
Moderate	0	0	0	54
Non Low Moderate	0	0	0	1
Total	0	0	0	242
Percent Low/Mod				99.6%

Annual Accomplishments

Years	Accomplishment Narrative	# Benefitting
-------	--------------------------	---------------

American Indian/Alaskan Native & Black/African American:	0	0	0	0	0	0	0	0
Other multi-racial:	0	0	0	0	0	0	8	3
Asian/Pacific Islander:	0	0	0	0	0	0	0	0
Hispanic:	0	0	0	0	0	0	0	0
Total:	0	0	0	0	0	0	23	6

Female-headed Households: 0 0 0

Income Category:

	Owner	Renter	Total	Person
Extremely Low	0	0	0	20
Low Mod	0	0	0	3
Moderate	0	0	0	0
Non Low Moderate	0	0	0	0
Total	0	0	0	23
Percent Low/Mod				100.0%

Annual Accomplishments

Years	Accomplishment Narrative	# Benefitting
2018	For the 1st and 2nd quarter of Fiscal Year 2019, 7 clients have been assisted. For Fiscal Year 2019 Closeout, 23 clients were assisted.	

2019

For Fiscal Year 2020 closeout, 23 total clients were assisted. The Museum's MICRO-NAM training in creative sectors generated both results & continued through 2019. Even with the program ending, we still receive calls from participants about continuing classes via ZOOM. From July 2018 through June 2019, there were five components to the project execution:

a. Instructor/Artist-led teaching and fabrication workshops

The workshops were completed over a course of multi week sessions lasting over three hours each session, either Fridays and/or Saturday. Instructor/Artists worked with participants in the fields of sewing, jewelry making, and small business/marketing. Approximately eighteen workshops were held in total and expanded beyond city heights to an additional site in Logan heights [Logan heights library].

b. Consultant-led marketing education:

Over the course of the sessions guest presenters were invited including the CEO of the Nat City Chamber Jacqueline Reynoso who led workshops in marketing and business start up for participants. Guiding and instruct in the use of online tools for the purpose of selling and marketing their products. Other presenters included form the City of SD small business office to guide on contracting processes with the City as well as best practices for small business success.

c. Employee-led financial literacy education:

The museum recruited a financial and commercial properties consultant to teach workshop participants about business management finances and site selection as well as overview of individual and business finance management.

d. Creative placemaking:

The museum held on the field workshop connecting participants to places and organizations with whom they could work to promote and sell their products. This included presentations by the participants in a one day fair at NAM to share their learning and what business plans they might implement.

e. End of workshop series graduation and next step short term continuation classes: 4 held to complete group quilt project

PGM Year:	2018
Project:	0002 - Public Services and Facilities
IDIS Activity:	7194 - NORTH SHORES VOCATIONAL CENTER-19

Status:	Open	Objective:	Create suitable living environments
Location:	3030 Market St San Diego, CA 92102-3230	Outcome:	Availability/accessibility
		Matrix Code:	Facility for Persons with Disabilities
			National Objective: LMC

Activity to prevent, prepare for, and respond to Coronavirus: No

Initial Funding Date: 11/09/2018

Description:
North Shores Solar Project New photovoltaic system at North Shores Vocations Center

Financing

	Fund Type	Grant Year	Grant	Funded Amount	Drawn In Program Year	Drawn Thru Program Year
CDBG	EN	2015	B15MC060542	\$322,494.00	\$0.00	\$0.00
	PI			\$27,506.00	\$0.00	\$0.00
Total	Total			\$350,000.00	\$0.00	\$0.00

Proposed Accomplishments

Public Facilities : 1

Actual Accomplishments

Number assisted:

	Owner		Renter		Total		Person	
	Total	Hispanic	Total	Hispanic	Total	Hispanic	Total	Hispanic
White:	0	0	0	0	0	0		0
Black/African American:	0	0	0	0	0	0	0	0
Asian:	0	0	0	0	0	0	0	0
American Indian/Alaskan Native:	0	0	0	0	0	0	0	0
Native Hawaiian/Other Pacific Islander:	0	0	0	0	0	0	0	0
American Indian/Alaskan Native & White:	0	0	0	0	0	0	0	0
Asian White:	0	0	0	0	0	0	0	0
Black/African American & White:	0	0	0	0	0	0	0	0
American Indian/Alaskan Native & Black/African American:	0	0	0	0	0	0	0	0
Other multi-racial:	0	0	0	0	0	0	0	0
Asian/Pacific Islander:	0	0	0	0	0	0	0	0
Hispanic:	0	0	0	0	0	0	0	0
Total:	0	0	0	0	0	0	0	0
Female-headed Households:	0		0		0			

Income Cateagory:

	Owner	Renter	Total	Person
Extremely Low	0	0	0	0
Low Mod	0	0	0	0
Moderate	0	0	0	0
Non Low Moderate	0	0	0	0
Total	0	0	0	0
Percent Low/Mod				

Annual Accomplishments

Years	Accomplishment Narrative	# Benefitting
--------------	---------------------------------	----------------------

Total: 0 0 0 0 0 0 163 116

Female-headed Households: 0 0 0

Income Category:

	Owner	Renter	Total	Person
Extremely Low	0	0	0	84
Low Mod	0	0	0	66
Moderate	0	0	0	13
Non Low Moderate	0	0	0	0
Total	0	0	0	163
Percent Low/Mod	100.0%			

Annual Accomplishments

Years	Accomplishment Narrative	# Benefitting
2018	For Fiscal Year 2019 year end report, no accomplishment to report yet. The only CDBG paid activity to date is the bid advertisement. After bid advertisement and bid review, organization awarded construction contract to Baker Electric. They have identified their subcontractors and are waiting for permit review and approval, expected to happen mid-August 2019. Pre-construction meeting will happen thereafter and we will move forward with construction before the end of the year.	
2019	For Fiscal Year 2020 closeout report, 163 clients were assisted. The organization used CDBG funding according to the grant award requirements for the purchase and installation of a new solar grid. Funds went to the bid advertisement and to paying the general contractor, Baker Electric, for a 77.33 kW Photovoltaic system including Racking system, Photovoltaic panels, inverter(s) AC & DC disconnects, monitoring devices and AC / DC wiring. Installation took place during October-November 2019 and received final approval from SDG&E to operate November 21, 2019. Ronald McDonald house has achieved significant cost savings from this solar installation. In comparing the three- month period of January-March in 2019 and 2020, organization had \$51,480 less in spending for electricity thanks to the CDBG-funded panels. Clients benefit from this project because its cost savings helps us direct more of our budget to services in support of disadvantaged San Diego families with critically ill children. We received a PPP note of \$576,492 on April 7, 2020. All CDBG reimbursement requests were made before this date and there was no combining of funds.	

PGM Year:	2018		
Project:	0002 - Public Services and Facilities		
IDIS Activity:	7199 - ROSE ACADEMY-19		
Status:	Completed 12/1/2020 12:00:00 AM	Objective:	Create suitable living environments
Location:	9242 Lightwave Ave Ste 120 San Diego, CA 92123-6402	Outcome:	Availability/accessibility
		Matrix Code:	Other Public Services Not Listed in 05A- 2019-2020 (2019)
		National Objective:	LMC

Activity to prevent, prepare for, and respond to Coronavirus: No

Initial Funding 11/09/2018

Date:

Description:

Service2CEO: Entrepreneurship and financial literacy training program for military spouses

Financing

	Fund Type	Grant Year	Grant	Funded Amount	Drawn In Program Year	Drawn Thru Program Year
CDBG	EN	2017	B17MC060542	\$6,623.53	\$0.00	\$6,623.53
		2018	B18MC060542	\$19,848.79	\$0.00	\$19,848.79
	PI			\$18,452.98	\$6,694.12	\$18,452.98
Total	Total			\$44,925.30	\$6,694.12	\$44,925.30

Proposed Accomplishments

People (General) : 60

Actual Accomplishments

Number assisted:

	Owner		Renter		Total		Person	
	Total	Hispanic	Total	Hispanic	Total	Hispanic	Total	Hispanic
White:	0	0	0	0	0	0	39	2
Black/African American:	0	0	0	0	0	0	15	0
Asian:	0	0	0	0	0	0	5	0
American Indian/Alaskan Native:	0	0	0	0	0	0	1	0
Native Hawaiian/Other Pacific Islander:	0	0	0	0	0	0	0	0
American Indian/Alaskan Native & White:	0	0	0	0	0	0	0	0
Asian White:	0	0	0	0	0	0	1	0
Black/African American & White:	0	0	0	0	0	0	0	0
American Indian/Alaskan Native & Black/African American:	0	0	0	0	0	0	0	0
Other multi-racial:	0	0	0	0	0	0	6	1
Asian/Pacific Islander:	0	0	0	0	0	0	0	0
Hispanic:	0	0	0	0	0	0	0	0
Total:	0	0	0	0	0	0	67	3

Female-headed Households: 0 0 0

Income Category:

	Owner	Renter	Total	Person
Extremely Low	0	0	0	9
Low Mod	0	0	0	34
Moderate	0	0	0	17
Non Low Moderate	0	0	0	7

Total	0	0	0	67
Percent Low/Mod				89.6%

Annual Accomplishments

Years	Accomplishment Narrative	# Benefitting
2018	For 1st and 2nd quarter of Fiscal Year 2019, 56 clients have been assisted. For Fiscal Year 2019 Closeout, 67 clients were assisted.	
2019	For Fiscal Year 2020 closeout, a total of 67 clients have been assisted. The Rosie Network exceeded the original goal of 60 participants.	

The Rosie Network clients above the goal and since the project, have expanded services nationwide. The greatest piece learned and achieved through the accelerator, while challenging, it really forced the Rosie Network team to create the strong procedures and best practices, still used today:

1. Create a strong data and impact tracking and record keeping system that has helped tremendously in our nationwide expansion. This included the LMI tracking and record keeping data, knowing what data is important to keep, as we learned through CDBG that most of our clientele fall in the LMI classification.
2. Refine story and fundraising and in fact, turned a greater focus towards servicing military spouses, as it was our core strength, and we've now returned to this at the heart of our mission, and now viewed as a nationwide leader in the delivery of entrepreneurial programs and support to military spouses. We have opened Rosie Chapters to specifically meet the needs of military spouse entrepreneurs.
3. Became the first organization in San Diego to partner with SDBJ to host the Veteran and Military Entrepreneur awards to top businesses in the San Diego region. In 2020, we received a record number of nominees and held our awards virtually, viewed by hundreds nationwide.
4. Able to refine the curriculum for Service2CEO and now have been able, even during COVID, open 7 new chapters and serve more than 250 in the last 8 months.

In summary, while the initial reporting and CDBG process was challenging for The Rosie Network, we were able to build a solid foundation for the organization and if eligible would be able to serve thousands in our region through future CDBG funding.

PGM Year:	2018			
Project:	0002 - Public Services and Facilities			
IDIS Activity:	7200 - SD AMERICAN INDIAN HLTH CTR-19			
Status:	Open	Objective:	Create suitable living environments	
Location:	2602 1st Ave San Diego, CA 92103-6529	Outcome:	Availability/accessibility	
		Matrix Code:	Health Facilities (03P)	National Objective: LMC

Activity to prevent, prepare for, and respond to Coronavirus: No

Initial Funding Date: 11/09/2018

Description:

SDAIHC Health Center Capital Improvement ADA upgrades to SDAIHC

Financing

	Fund Type	Grant Year	Grant	Funded Amount	Drawn In Program Year	Drawn Thru Program Year
CDBG	EN	2015	B15MC060542	\$58,943.86	\$0.00	\$0.00
		2018	B18MC060542	\$5,867.00	\$0.00	\$0.00
	PI			\$223,747.14	\$0.00	\$0.00
Total	Total			\$288,558.00	\$0.00	\$0.00

Proposed Accomplishments

Public Facilities : 1

Actual Accomplishments

Number assisted:

	Owner		Renter		Total		Person	
	Total	Hispanic	Total	Hispanic	Total	Hispanic	Total	Hispanic
White:	0	0	0	0	0	0		0
Black/African American:	0	0	0	0	0	0	0	0
Asian:	0	0	0	0	0	0	0	0
American Indian/Alaskan Native:	0	0	0	0	0	0	0	0
Native Hawaiian/Other Pacific Islander:	0	0	0	0	0	0	0	0
American Indian/Alaskan Native & White:	0	0	0	0	0	0	0	0
Asian White:	0	0	0	0	0	0	0	0
Black/African American & White:	0	0	0	0	0	0	0	0
American Indian/Alaskan Native & Black/African American:	0	0	0	0	0	0	0	0
Other multi-racial:	0	0	0	0	0	0	0	0
Asian/Pacific Islander:	0	0	0	0	0	0	0	0
Hispanic:	0	0	0	0	0	0	0	0
Total:	0	0	0	0	0	0	0	0
Female-headed Households:	0		0		0			

Income Category:

	Owner	Renter	Total	Person
Extremely Low	0	0	0	0
Low Mod	0	0	0	0
Moderate	0	0	0	0
Non Low Moderate	0	0	0	0
Total	0	0	0	0
Percent Low/Mod				

Annual Accomplishments

Total: 0 0 0 0 0 0 112 32

Female-headed Households: 0 0 0

Income Category:

	Owner	Renter	Total	Person
Extremely Low	0	0	0	78
Low Mod	0	0	0	15
Moderate	0	0	0	12
Non Low Moderate	0	0	0	7
Total	0	0	0	112
Percent Low/Mod				93.8%

Annual Accomplishments

Years	Accomplishment Narrative	# Benefitting
2018	At the half way point of the Fiscal Year 2019, a total of 112 clients have been assisted.	

PGM Year:	2018		
Project:	0002 - Public Services and Facilities		
IDIS Activity:	7207 - SD WORKFORCE PART-HIRE YTH-19		
Status:	Open	Objective:	Create economic opportunities
Location:	9246 Lightwave Ave San Diego, CA 92123-6411	Outcome:	Availability/accessibility
		Matrix Code:	Employment Training (05H) National Objective: LMC

Activity to prevent, prepare for, and respond to Coronavirus: No

Initial Funding 04/25/2019

Description:

Provide gap funding for an existing program sponsored by the City's Economic Development Department, in partnership with the San Diego Workforce Partnership

Financing

	Fund Type	Grant Year	Grant	Funded Amount	Drawn In Program Year	Drawn Thru Program Year
CDBG	EN	2018	B18MC060542	\$400,000.00	\$0.00	\$400,000.00
Total	Total			\$400,000.00	\$0.00	\$400,000.00

Proposed Accomplishments

People (General) : 110

Actual Accomplishments

Number assisted:

Owner		Renter		Total		Person	
Total	Hispanic	Total	Hispanic	Total	Hispanic	Total	Hispanic

White:	0	0	0	0	0	0	37	30
Black/African American:	0	0	0	0	0	0	76	3
Asian:	0	0	0	0	0	0	2	0
American Indian/Alaskan Native:	0	0	0	0	0	0	2	1
Native Hawaiian/Other Pacific Islander:	0	0	0	0	0	0	0	0
American Indian/Alaskan Native & White:	0	0	0	0	0	0	0	0
Asian White:	0	0	0	0	0	0	0	0
Black/African American & White:	0	0	0	0	0	0	2	0
American Indian/Alaskan Native & Black/African American:	0	0	0	0	0	0	2	0
Other multi-racial:	0	0	0	0	0	0	6	1
Asian/Pacific Islander:	0	0	0	0	0	0	0	0
Hispanic:	0	0	0	0	0	0	0	0
Total:	0	0	0	0	0	0	127	35

Female-headed Households: 0 0 0

Income Category:

	Owner	Renter	Total	Person
Extremely Low	0	0	0	95
Low Mod	0	0	0	24
Moderate	0	0	0	6
Non Low Moderate	0	0	0	2
Total	0	0	0	127
Percent Low/Mod				98.4%

Annual Accomplishments

Years	Accomplishment Narrative	# Benefitting
-------	--------------------------	---------------

2018	For the first half of Fiscal year 2019, 127 clients have been assisted.	
------	---	--

PGM Year: 2018

Project: 0002 - Public Services and Facilities

IDIS Activity: 7208 - SD WORKFORCE PART-C2C-19

Status: Open

Objective: Create economic opportunities

Location: 9246 Lightwave Ave San Diego, CA 92123-6411

Outcome: Availability/accessibility

Matrix Code: Employment Training (05H)

National Objective: LMC

Activity to prevent, prepare for, and respond to Coronavirus: No

Initial Funding Date: 04/25/2019

Description:
CONNECT2Careers (CSC) internship program to be administered by the San Diego Workforce Partnership to engage 200 youth in 4-week internships with various City departments

Financing

	Fund Type	Grant Year	Grant	Funded Amount	Drawn In Program Year	Drawn Thru Program Year
CDBG	EN	2018	B18MC060542	\$225,000.00	\$0.00	\$225,000.00
Total	Total			\$225,000.00	\$0.00	\$225,000.00

Proposed Accomplishments

People (General) : 125

Actual Accomplishments

Number assisted:

	Owner		Renter		Total		Person	
	Total	Hispanic	Total	Hispanic	Total	Hispanic	Total	Hispanic
White:	0	0	0	0	0	0	33	31
Black/African American:	0	0	0	0	0	0	45	3
Asian:	0	0	0	0	0	0	15	2
American Indian/Alaskan Native:	0	0	0	0	0	0	13	13
Native Hawaiian/Other Pacific Islander:	0	0	0	0	0	0	0	0
American Indian/Alaskan Native & White:	0	0	0	0	0	0	0	0
Asian White:	0	0	0	0	0	0	2	0
Black/African American & White:	0	0	0	0	0	0	1	1
American Indian/Alaskan Native & Black/African American:	0	0	0	0	0	0	1	0
Other multi-racial:	0	0	0	0	0	0	4	2
Asian/Pacific Islander:	0	0	0	0	0	0	0	0
Hispanic:	0	0	0	0	0	0	0	0
Total:	0	0	0	0	0	0	114	52

Female-headed Households:

0 0 0

Income Category:

	Owner	Renter	Total	Person
Extremely Low	0	0	0	73
Low Mod	0	0	0	30
Moderate	0	0	0	11
Non Low Moderate	0	0	0	0
Total	0	0	0	114
Percent Low/Mod				100.0%

Annual Accomplishments

Total: 0 0 0 0 0 0 207 76

Female-headed Households: 0 0 0

Income Category:

	Owner	Renter	Total	Person
Extremely Low	0	0	0	51
Low Mod	0	0	0	31
Moderate	0	0	0	24
Non Low Moderate	0	0	0	101
Total	0	0	0	207
Percent Low/Mod				51.2%

Annual Accomplishments

Years	Accomplishment Narrative	# Benefitting
-------	--------------------------	---------------

2018	For 1st and 2nd quarter of Fiscal Year 2019, 145 clients have been assisted. For Fiscal Year 2019 Closeout, 207 clients were assisted. From July 2018 - June 2019 we conducted 17 Game Changer events which served 214 community and law enforcement members. Each event was an opportunity for both community and law enforcement to address concerns and devise solutions together. A data analysis revealed the need for improved communication between law enforcement and the general public remains the most important and frequent topic at the event. Through open communication at Game Changer events participants are given insight to law enforcement practices and reasons behind their actions.	
------	---	--

The highlight of the grant period and our most important accomplishment is the program being accredited by the state of California. The California Commission on Peace Officer Standards and Training awarded Game Changer a multi-year grant with the stipulation that Game Changer complete an accreditation workshop. Since that workshop was completed, Game Changer provides 5 hours of Community Policing training credit hours and 2 hours of Interpersonal Communication training hours (perishable skills program) to each member of CA law enforcement that participates in Game Changer. Moving forward, the program utilizes members of the general public to literally train members of California law enforcement.

PGM Year:	2018	
Project:	0002 - Public Services and Facilities	
IDIS Activity:	7211 - ST PAUL MCCOLL HLTH CTR-19	
Status:	Open	Objective: Provide decent affordable housing
Location:	328 Maple St San Diego, CA 92103-6522	Outcome: Affordability
		Matrix Code: Health Facilities (03P) National Objective: LMC

Activity to prevent, prepare for, and respond to Coronavirus: No

Initial Funding Date: 11/09/2018

Description:

MHC-Generator + Nurse Call System will replace emergency generator and nurse call system at John A. McCOII Family Health Center, an affordable senior residential community.

Financing

	Fund Type	Grant Year	Grant	Funded Amount	Drawn In Program Year	Drawn Thru Program Year
CDBG	EN	2017	B17MC060542	\$50,000.00	\$0.00	\$590.65
		2018	B18MC060542	\$91,063.24	\$0.00	\$4,703.25
	PI			\$501,914.76	\$3,852.85	\$9,550.60
Total	Total			\$642,978.00	\$3,852.85	\$14,844.50

Proposed Accomplishments

Public Facilities : 1

Actual Accomplishments

Number assisted:

	Owner		Renter		Total		Person	
	Total	Hispanic	Total	Hispanic	Total	Hispanic	Total	Hispanic
White:	0	0	0	0	0	0		0
Black/African American:	0	0	0	0	0	0	0	0
Asian:	0	0	0	0	0	0	0	0
American Indian/Alaskan Native:	0	0	0	0	0	0	0	0
Native Hawaiian/Other Pacific Islander:	0	0	0	0	0	0	0	0
American Indian/Alaskan Native & White:	0	0	0	0	0	0	0	0
Asian White:	0	0	0	0	0	0	0	0
Black/African American & White:	0	0	0	0	0	0	0	0
American Indian/Alaskan Native & Black/African American:	0	0	0	0	0	0	0	0
Other multi-racial:	0	0	0	0	0	0	0	0
Asian/Pacific Islander:	0	0	0	0	0	0	0	0
Hispanic:	0	0	0	0	0	0	0	0
Total:	0	0	0	0	0	0	0	0

Female-headed Households:

0 0 0

Income Category:

	Owner	Renter	Total	Person
Extremely Low	0	0	0	0
Low Mod	0	0	0	0
Moderate	0	0	0	0
Non Low Moderate	0	0	0	0
Total	0	0	0	0
Percent Low/Mod				

Other multi-racial:	0	0	0	0	0	0	1	0
Asian/Pacific Islander:	0	0	0	0	0	0	0	0
Hispanic:	0	0	0	0	0	0	0	0
Total:	0	0	0	0	0	0	141	0

Female-headed Households: 0 0 0

Income Category:

	Owner	Renter	Total	Person
Extremely Low	0	0	0	37
Low Mod	0	0	0	31
Moderate	0	0	0	20
Non Low Moderate	0	0	0	53
Total	0	0	0	141
Percent Low/Mod				62.4%

Annual Accomplishments

Years	Accomplishment Narrative	# Benefitting
2018	For Fiscal Year 2019 year end report, project is pending and still under pre-construction. St. Pauls has selected a designer and construction manager early in the project (August-January) and the RFP process to select a flooring contractor opened in January of 2019. Winning contractor was selected in March 2019 and the contract was signed in May 2019. The flooring contractor, Howard's Rug, completed required registrations and related documents for SAM, Section 3, etc. in June. Pre-construction meeting held in July with construction scheduled to commence 8/7/2019.	
2019	For Fiscal Year 2020 closeout, construction is complete and 141 clients have improved access to facility. Using CDBG funds, St. Pauls replaced the carpet throughout the majority of the shared spaces at St. Pauls Villa occupied by LMI seniors in an assisted living and cognitive impairment support setting to provide them with safer access and a decent living environment. Most of the carpet was replaced by non-carpet flooring that is easier to maintain and safer to traverse. Appearance was selected to coordinate with other interior design aspects of the building, such as wall and accent coloring. The installation was completed as planned; the seniors, our staff and guests are very pleased with the result.	

PGM Year:	2018				
Project:	0002 - Public Services and Facilities				
IDIS Activity:	7213 - UPAC ECON DEV-19				
Status:	Completed 12/24/2019 12:00:00 AM	Objective:	Create suitable living environments		
Location:	1031 25th St San Diego, CA 92102-2102	Outcome:	Availability/accessibility		
		Matrix Code:	Youth Services (05D)	National Objective:	LMC

Activity to prevent, prepare for, and respond to Coronavirus: No

Initial Funding Date: 11/09/2018

Description:

Youth Business Enterprise: Expands a social enterprise endeavor designed to provide low-income, immigrant, refugee and homeless youth with skills in technology, math, graphic arts, culinary arts and entrepreneurship, leading to better employment and entrepreneurial opportunities and higher educational attainment.

Financing

	Fund Type	Grant Year	Grant	Funded Amount	Drawn In Program Year	Drawn Thru Program Year
CDBG	EN	2017	B17MC060542	\$15,241.20	\$0.00	\$15,241.20
		2018	B18MC060542	\$11,377.95	\$0.00	\$11,377.95
	PI			\$65,000.12	\$12,492.15	\$65,000.12
Total	Total			\$91,619.27	\$12,492.15	\$91,619.27

Proposed Accomplishments

People (General) : 80

Actual Accomplishments

Number assisted:

	Owner		Renter		Total		Person	
	Total	Hispanic	Total	Hispanic	Total	Hispanic	Total	Hispanic
White:	0	0	0	0	0	0	2	0
Black/African American:	0	0	0	0	0	0	13	0
Asian:	0	0	0	0	0	0	30	0
American Indian/Alaskan Native:	0	0	0	0	0	0	0	0
Native Hawaiian/Other Pacific Islander:	0	0	0	0	0	0	0	0
American Indian/Alaskan Native & White:	0	0	0	0	0	0	0	0
Asian White:	0	0	0	0	0	0	1	0
Black/African American & White:	0	0	0	0	0	0	7	0
American Indian/Alaskan Native & Black/African American:	0	0	0	0	0	0	0	0
Other multi-racial:	0	0	0	0	0	0	12	11
Asian/Pacific Islander:	0	0	0	0	0	0	0	0
Hispanic:	0	0	0	0	0	0	0	0
Total:	0	0	0	0	0	0	65	11
Female-headed Households:	0		0		0			

Income Category:

	Owner	Renter	Total	Person
Extremely Low	0	0	0	47
Low Mod	0	0	0	15
Moderate	0	0	0	3
Non Low Moderate	0	0	0	0
Total	0	0	0	65

Percent Low/Mod

100.0%

Annual Accomplishments

Years	Accomplishment Narrative	# Benefitting
-------	--------------------------	---------------

2018	For 1st and 2nd quarter of Fiscal Year 2019, 24 clients have been assisted. For Fiscal Year 2019 Closeout, 65 clients have been assisted.	
------	---	--

2019	<p>For Fiscal Year 2020 closeout, 65 total clients were assisted. CDBG funding was used to provide many forms of culinary training from basic to advanced. On a basic level, youth were instructed on various knife skills and knife cuts, sauces, spreads, and professional preparation of proteins, fruits, and vegetables. Fundamentals of basic flavor profiles such as salty, sweet, sour, and bitter were focal points. In addition, basic menu items were instructed including: soups, salads, sandwiches, and baked items. In advanced culinary training, youth were instructed on various ethnic dishes that included dishes from: Vietnam, Syria, Uganda, Ethiopia, Somalia, Philippines, Mexico, and Hawaii. Benefits: This directly benefited the youth in their understanding of food preparation, food preparation, and use of spices and flavors. More importantly, the benefit was the cultural learning aspect in that by learning more about different cultural dishes, this served as a launching pad for the youth to learn more about one another's culture.</p>	
------	---	--

CDBG funding was also used to provide youth on commercial kitchen operations. In addition to food preparation, commercial kitchen education was provided that covers specialized processes and procedures for equipment, food storage, food holding, dishwashing, and quality control as governed by the San Diego Department of Health. Benefits: This knowledge benefits the youth as it not only helps them understand the seriousness of food-borne illness that they can use in their own home kitchens, but this knowledge is also something that gives them an advantage when seeking employment in the culinary world that they can insert in their job applications and assert during job interviews.

CDBG funding was used to provide barista and other cafe drink training including teas, smoothies, shakes, and boba drinks. This training covered very specialized espresso machine drinks including how to achieve the best quality espresso shots that involve several steps. In addition, proper care and maintenance of the machine was part of the training. Benefits: This type of training is highly marketable so there is an immediate and direct benefit in terms of the youths skill set involving use of espresso machines in restaurants and cafes.

CDBG funding was used to provide a comprehensive curriculum for youth in entrepreneurship. The curriculum included the topics: choosing business entities, tax and liability implications in business, marketing, understanding financial statements, price and break-even points, accounting methods, reading financial statements, and funding sources. The highlight of the business training is the youths 4 week preparation of a business pitch (Shark Tank) presentation where the youth are challenged to provide a 5 minute business pitch that describes their business by utilizing the business concepts from the curriculum. In preparation of this business pitch, an additional emphasis was placed on persuasive public speaking and salesmanship. Benefit: Youth benefit in a substantial way as they are inspired, encouraged, and instructed on how to open up their own business in a way that is understandable and methodical. By addressing barriers or misconceptions youth may have had concerning the complexity business ownership, most youth now see business ownership as an attainable option for them or their family.

PGM Year:	2018		
Project:	0002 - Public Services and Facilities		
IDIS Activity:	7214 - URBAN CORPS-FACILITY IMP-19		

Status:	Completed 11/17/2020 12:00:00 AM	Objective:	Create suitable living environments
Location:	3127 Jefferson St San Diego, CA 92110-4422	Outcome:	Availability/accessibility
		Matrix Code:	Other Public Improvements Not Listed National Objective: LMC

Activity to prevent, prepare for, and respond to Coronavirus: No

Initial Funding

11/09/2018

Date:

Description:

Accessibility and Safety Improvements Install ADA-compliant passenger elevator, upgrade exterior doors, add sliding tracks, pedestrian gates, and new exterior lighting

Financing

	Fund Type	Grant Year	Grant	Funded Amount	Drawn In Program Year	Drawn Thru Program Year
CDBG	EN	2017	B17MC060542	\$1,493.45	\$0.00	\$1,493.45
		2018	B18MC060542	\$6,751.00	\$0.00	\$6,751.00
	PI			\$484,383.48	\$311,644.07	\$311,744.17
Total	Total			\$492,627.93	\$311,644.07	\$319,988.62

Proposed Accomplishments

Public Facilities : 1

Actual Accomplishments

Number assisted:

	Owner		Renter		Total		Person	
	Total	Hispanic	Total	Hispanic	Total	Hispanic	Total	Hispanic
White:	0	0	0	0	0	0	170	170
Black/African American:	0	0	0	0	0	0	22	0
Asian:	0	0	0	0	0	0	4	0
American Indian/Alaskan Native:	0	0	0	0	0	0	0	0
Native Hawaiian/Other Pacific Islander:	0	0	0	0	0	0	2	0
American Indian/Alaskan Native & White:	0	0	0	0	0	0	0	0
Asian White:	0	0	0	0	0	0	0	0
Black/African American & White:	0	0	0	0	0	0	0	0
American Indian/Alaskan Native & Black/African American:	0	0	0	0	0	0	0	0
Other multi-racial:	0	0	0	0	0	0	6	0
Asian/Pacific Islander:	0	0	0	0	0	0	0	0
Hispanic:	0	0	0	0	0	0	0	0
Total:	0	0	0	0	0	0	204	170
Female-headed Households:	0		0		0			

Income Catearorv:

	Owner	Renter	Total	Person
Extremely Low	0	0	0	204
Low Mod	0	0	0	0
Moderate	0	0	0	0
Non Low Moderate	0	0	0	0
Total	0	0	0	204

Percent Low/Mod

100.0%

Annual Accomplishments

Years	Accomplishment Narrative	# Benefitting
2018	For Fiscal Year 2019 year end report, construction is pending and still ongoing. During the fiscal year the Urban Corps worked with the Architect to ensure that the project plans were submitted to the City Development Services Department (DSD) and all comments that required changes were responded to as requested by DSD. Throughout this process necessary plan changes were also submitted to DSD. Permits have been paid. Due to a lack of response when advertising the project, it was necessary for the Urban Corps to go out to bid on 3 different occasions. At this time there has been no client benefit activities. Client Benefit activities will be reported at the end of the project.	
2019	<p>For Fiscal Year 2020 closeout, facility improvements are completed 204 clients have improved access to facility. The ADA-compliant passenger elevator in the ECO Center building was completed. The project included adding automatic sliding tracks and pedestrian gates to the existing property fencing, and new exterior lighting around the back parking lot for security purposes. The existing exterior glass doors in the main building and ECO Center were replaced with new commercial security doors and insulated glass. The doors now open by key on the outside but will have quick-release bars on the inside to allow emergency egress. Automatic sliding tracks were added to existing gates around the perimeter to enable keypad or remote access and pedestrian gates were added to allow people to enter and exit without opening the vehicular gates. Finally, seven new LED light fixtures were installed on 10 tall light poles with concrete base.</p> <p>Our goal is to serve 200 youth was exceeded by 4 additional participants for a total of 204 participants served. All our students meet income qualifications as LMI and qualify for free meals through the National School Lunch Program. Our students are benefitting from the the new safety and accessibility improvements. Our crews that work late night shifts now feel a lot safer when return to the facility at night and the remote gate access has definitely deterred trespasser from entering the facility. Participant are utilizing the pedestrian which allows staff to have control access during volatile situations. The new elevator allows for upstairs access to our senior staff that assist our participants on needed tutoring. Although the COVID Pandemic has put a strain on the way we do business and enrollment has been challenging the Urban Corps continues to serve the youth of the City of San Diego as prudent as possible.</p>	

PGM Year:	2018
Project:	0002 - Public Services and Facilities
IDIS Activity:	7218 - WAVE ACADEMY-19

Status:	Completed 12/30/2019 12:00:00 AM	Objective:	Create suitable living environments
Location:	4455 Murphy Canyon Rd San Diego, CA 92123-4379	Outcome:	Availability/accessibility
		Matrix Code:	Mental Health Services (050) National Objective: LMC

Activity to prevent, prepare for, and respond to Coronavirus: No

Initial Funding 11/09/2018

Description:
Therapy for Veterans: Capacity building activities for veteran personnel using warm water therapy

Financing	Fund Type	Grant Year	Grant	Funded Amount	Drawn In Program Year	Drawn Thru Program Year

CDBG	EN	2018	B18MC060542	\$23,624.76	\$0.00	\$23,624.76
	PI			\$26,375.24	\$0.00	\$26,375.24
Total	Total			\$50,000.00	\$0.00	\$50,000.00

Proposed Accomplishments

People (General) : 105

Actual Accomplishments

Number assisted:

	Owner		Renter		Total		Person	
	Total	Hispanic	Total	Hispanic	Total	Hispanic	Total	Hispanic
White:	0	0	0	0	0	0	16	12
Black/African American:	0	0	0	0	0	0	2	0
Asian:	0	0	0	0	0	0	0	0
American Indian/Alaskan Native:	0	0	0	0	0	0	0	0
Native Hawaiian/Other Pacific Islander:	0	0	0	0	0	0	0	0
American Indian/Alaskan Native & White:	0	0	0	0	0	0	0	0
Asian White:	0	0	0	0	0	0	0	0
Black/African American & White:	0	0	0	0	0	0	0	0
American Indian/Alaskan Native & Black/African American:	0	0	0	0	0	0	0	0
Other multi-racial:	0	0	0	0	0	0	3	3
Asian/Pacific Islander:	0	0	0	0	0	0	0	0
Hispanic:	0	0	0	0	0	0	0	0
Total:	0	0	0	0	0	0	21	15

Female-headed Households: 0 0 0

Income Category:

	Owner	Renter	Total	Person
Extremely Low	0	0	0	7
Low Mod	0	0	0	12
Moderate	0	0	0	2
Non Low Moderate	0	0	0	0
Total	0	0	0	21
Percent Low/Mod				100.0%

Annual Accomplishments

Years	Accomplishment Narrative	# Benefitting
--------------	---------------------------------	----------------------

2018

For 1st and 2nd qtrs of Fiscal Year 2019, 21 clients have been assisted. For Fiscal Year 2019 Closeout, 21 clients were assisted. The CDBG grant provided necessary funding for Wave Academy's capacity-building activities that serve LMI veterans who have post-traumatic stress. Activities included direct support of services by funding aquatic therapy sessions by trained practitioners for qualified clients; operational support of our services by funding a portion of our insurance on our pools; operational support by funding necessary office supplies and furniture for administration of client services; and operational support for a portion of the salaries of the executive director and community engagement manager who were directly involved in outreach to clients, client intakes, client data management, and oversight of practitioners and pools.

Client benefit was measured both quantitatively and qualitatively. 1. Our quantitative data was collected through a pre- and post-assessment of a VA-approved 17-questionnaire that measures the severity of PTS symptoms. Clients completed the questionnaire prior to their first session and completed the same questionnaire again at the end of their 8th session of aquatic therapy. Changes from pre- to post-assessment are recorded. On average, our 21 clients reported a 21 percent reduction in PTS symptoms. 2. Our qualitative data was collected through the client's written report after each session. The one-page report asks clients to respond to the prompt of describing what was notable about their session and any changes that they may have experienced during the session. The descriptions often tell a story about a client's elevated feelings of anxiety, stress, or pain at the beginning of the session and their profound sense of calm and relief at the end of the session. We also note the changes that a client experiences from their first session to their 8th session. Following is one example, showing positive changes after one session, and progressive healing by session 8: Session 1: I felt very anxious in the beginning. It was very hard to close my mind to fear/anxiety/security. Toward the end I was able to settle in and relax into a deeper state of mindfulness. It was a battle. Session 8: Had a breakthrough with relaxation today. Truly felt a sense of weightless throughout. A spirit of comfort came over me. Thank you, so absolutely, very much. ☑ Retired Marine Corps veteran

2019

For Fiscal Year 2020 Closeout, 21 total clients were assisted. The CDBG grant provided necessary funding for Wave Academy's capacity-building activities that serve LMI veterans who have post-traumatic stress. Activities included direct support of services by funding aquatic therapy sessions by trained practitioners for qualified clients; operational support of our services by funding a portion of our insurance on our pools; operational support by funding necessary office supplies and furniture for administration of client services; and operational support for a portion of the salaries of the executive director and community engagement manager who were directly involved in outreach to clients, client intakes, client data management, and oversight of practitioners and pools.

Client benefit was measured both quantitatively and qualitatively. 1. Our quantitative data was collected through a pre- and post-assessment of a VA-approved 17-questionnaire that measures the severity of PTS symptoms. Clients completed the questionnaire prior to their first session and completed the same questionnaire again at the end of their 8th session of aquatic therapy. Changes from pre- to post-assessment are recorded. On average, our 21 clients reported a 21 percent reduction in PTS symptoms. 2. Our qualitative data was collected through the client's written report after each session. The one-page report asks clients to respond to the prompt of describing what was notable about their session and any changes that they may have experienced during the session. The descriptions often tell a story about a client's elevated feelings of anxiety, stress, or pain at the beginning of the session and their profound sense of calm and relief at the end of the session. We also note the changes that a client experiences from their first session to their 8th session. Following is one example, showing positive changes after one session, and progressive healing by session 8: Session 1: I felt very anxious in the beginning. It was very hard to close my mind to fear/anxiety/security. Toward the end I was able to settle in and relax into a deeper state of mindfulness. It was a battle. Session 8: I Had a breakthrough with relaxation today. Truly felt a sense of weightless throughout. A spirit of comfort came over me. Thank you, so absolutely, very much. -- Retired Marine Corps veteran

PGM Year: 2018

Project: 0001 - CDBG Administration
IDIS Activity: 7221 - HUD ADMIN-19

Status: Open
 Location: ,

Objective:
 Outcome:
 Matrix Code: General Program Administration (21A) National Objective:

Activity to prevent, prepare for, and respond to Coronavirus: No

Initial Funding Date: 11/09/2018

Description:

Financing

	Fund Type	Grant Year	Grant	Funded Amount	Drawn In Program Year	Drawn Thru Program Year
CDBG	EN	2016	B16MC060542	\$67,638.56	\$0.00	\$67,638.56
		2017	B17MC060542	\$1,403,164.27	\$0.00	\$1,403,164.27
		2018	B18MC060542	\$149,904.51	\$0.00	\$149,904.51
	PI			\$4,471,381.66	\$259,957.34	\$4,471,381.66
Total	Total			\$6,092,089.00	\$259,957.34	\$6,092,089.00

Proposed Accomplishments

Actual Accomplishments

<i>Number assisted:</i>	Owner		Renter		Total		Person	
	Total	Hispanic	Total	Hispanic	Total	Hispanic	Total	Hispanic
White:					0	0		
Black/African American:					0	0		
Asian:					0	0		
American Indian/Alaskan Native:					0	0		
Native Hawaiian/Other Pacific Islander:					0	0		
American Indian/Alaskan Native & White:					0	0		
Asian White:					0	0		
Black/African American & White:					0	0		
American Indian/Alaskan Native & Black/African American:					0	0		
Other multi-racial:					0	0		
Asian/Pacific Islander:					0	0		
Hispanic:					0	0		
Total:	0	0	0	0	0	0	0	0
Female-headed Households:					0			

Income Category:

	Owner	Renter	Total	Person
Extremely Low			0	
Low Mod			0	
Moderate			0	
Non Low Moderate			0	
Total	0	0	0	0
Percent Low/Mod				

Annual Accomplishments

No data returned for this view. This might be because the applied filter excludes all data.

PGM Year:	2018
Project:	0003 - Public Facilities and Infrastructure
IDIS Activity:	7223 - BAY TERRACES COMMUNITY CTR-19

Status:	Open	Objective:	Provide decent affordable housing
Location:	7373 Tooma St San Diego, CA 92139-2938	Outcome:	Affordability
		Matrix Code:	Neighborhood Facilities (03E)
		National Objective:	LMC

Activity to prevent, prepare for, and respond to Coronavirus: No

Initial Funding Date: 02/15/2019

Description:

Bay Terraces Community (Senior) Center:Project design will be completed with FY 2018 CDBG funds; In FY 2019 funds will be used to construct a new, approximately 3,500 square foot, senior center within the Bay Terraces Community Park.

The new senior center amenities will include meeting rooms, restrooms, kitchen, a staff office and storage space.

Financing

	Fund Type	Grant Year	Grant	Funded Amount	Drawn In Program Year	Drawn Thru Program Year
CDBG	EN	2016	B16MC060542	\$177,845.93	\$0.00	\$177,845.93
		2017	B17MC060542	\$267,951.83	\$0.00	\$0.00
		2018	B18MC060542	\$1,436,636.09	\$0.00	\$744,249.86
	PI			\$3,117,566.15	\$1,631,103.07	\$2,293,990.16
Total	Total			\$5,000,000.00	\$1,631,103.07	\$3,216,085.95

Proposed Accomplishments

Public Facilities : 1

Actual Accomplishments

Number assisted:	Owner	Renter	Total	Person
------------------	-------	--------	-------	--------

Number assisted:

	Total	Hispanic	Total	Hispanic	Total	Hispanic	Total	Hispanic
White:	0	0	0	0	0	0		0
Black/African American:	0	0	0	0	0	0	0	0
Asian:	0	0	0	0	0	0	0	0
American Indian/Alaskan Native:	0	0	0	0	0	0	0	0
Native Hawaiian/Other Pacific Islander:	0	0	0	0	0	0	0	0
American Indian/Alaskan Native & White:	0	0	0	0	0	0	0	0
Asian White:	0	0	0	0	0	0	0	0
Black/African American & White:	0	0	0	0	0	0	0	0
American Indian/Alaskan Native & Black/African American:	0	0	0	0	0	0	0	0
Other multi-racial:	0	0	0	0	0	0	0	0
Asian/Pacific Islander:	0	0	0	0	0	0	0	0
Hispanic:	0	0	0	0	0	0	0	0
Total:	0	0	0	0	0	0	0	0
Female-headed Households:	0		0		0			

Income Category:

	Owner	Renter	Total	Person
Extremely Low	0	0	0	0
Low Mod	0	0	0	0
Moderate	0	0	0	0
Non Low Moderate	0	0	0	0
Total	0	0	0	0
Percent Low/Mod				

Annual Accomplishments

Years	Accomplishment Narrative	# Benefitting
2017		
PGM Year:	2018	
Project:	0007 - Streetlights and Infrastructure	
IDIS Activity:	7224 - CITY-ES-SMART STREET LIGHT-19	
Status:	Open	Objective: Create suitable living environments
Location:	7373 Tooma St San Diego, CA 92139-2938	Outcome: Availability/accessibility
		Matrix Code: Street Improvements (03K) National Objective: LMA

Activity to prevent, prepare for, and respond to Coronavirus: No

Initial Funding 04/02/2019

Date:
Description:
 Street Lighting Infrastructure: street lighting installation retrofitting throughout the City's CDBG-eligible services areas, in partnership with the City's Environmental Services Department and/or other priority infrastructure projects serving LMI communities/individuals, as identified and approved

Financing

	Fund Type	Grant Year	Grant	Funded Amount	Drawn In Program Year	Drawn Thru Program Year
CDBG	EN	2017	B17MC060542	\$826,168.65	\$0.00	\$826,168.65
		2018	B18MC060542	\$1,216,758.18	\$0.00	\$812,476.84
	PI			\$2,957,073.17	\$0.00	\$1,599,360.54
Total	Total			\$5,000,000.00	\$0.00	\$3,238,006.03

Proposed Accomplishments

People (General) : 1
 Total Population in Service Area: 8,275
 Census Tract Percent Low / Mod: 61.33

Annual Accomplishments

No data returned for this view. This might be because the applied filter excludes all data.

PGM Year:	2018
Project:	0004 - Affordable Housing and Residential Rehabilitation
IDIS Activity:	7225 - CHICANO FEDERATION-ROOF-19
Status:	Completed 11/21/2019 12:00:00 AM
Location:	4420 Delta St San Diego, CA 92113-4172
Objective:	Provide decent affordable housing
Outcome:	Availability/accessibility
Matrix Code:	Rehab; Multi-Unit Residential (14B)
National Objective:	LMH

Activity to prevent, prepare for, and respond to Coronavirus: No

Initial Funding 11/09/2018

Date:
Description:
 Roof Replacement - Delta Property will replace the roofs on six residential buildings of a low-income housing complex in City Heights.

Financing

	Fund Type	Grant Year	Grant	Funded Amount	Drawn In Program Year	Drawn Thru Program Year
CDBG	EN	2016	B16MC060542	\$3,684.10	\$0.00	\$3,684.10
		2017	B17MC060542	\$2,279.64	\$0.00	\$2,279.64
		2018	B18MC060542	\$58,943.76	\$0.00	\$58,943.76
	PI			\$41,891.50	\$0.00	\$41,891.50
Total	Total			\$106,799.00	\$0.00	\$106,799.00

Proposed Accomplishments

Housing Units : 47

Actual Accomplishments

<i>Number assisted:</i>	Owner		Renter		Total		Person	
	Total	Hispanic	Total	Hispanic	Total	Hispanic	Total	Hispanic
White:	6	1	0	0	6	1	0	0
Black/African American:	12	0	0	0	12	0	0	0
Asian:	0	0	0	0	0	0	0	0
American Indian/Alaskan Native:	0	0	0	0	0	0	0	0
Native Hawaiian/Other Pacific Islander:	0	0	0	0	0	0	0	0
American Indian/Alaskan Native & White:	0	0	0	0	0	0	0	0
Asian White:	0	0	0	0	0	0	0	0
Black/African American & White:	2	0	0	0	2	0	0	0
American Indian/Alaskan Native & Black/African American:	0	0	0	0	0	0	0	0
Other multi-racial:	27	0	0	0	27	0	0	0
Asian/Pacific Islander:	0	0	0	0	0	0	0	0
Hispanic:	0	0	0	0	0	0	0	0
Total:	47	1	0	0	47	1	0	0
Female-headed Households:	15		0		15			

Income Category:

	Owner	Renter	Total	Person
Extremely Low	31	0	31	0
Low Mod	11	0	11	0
Moderate	5	0	5	0
Non Low Moderate	0	0	0	0
Total	47	0	47	0
Percent Low/Mod	100.0%		100.0%	

Annual Accomplishments

Years	Accomplishment Narrative	# Benefiting
2018	For Fiscal Year 2020 Closeout, the roof was replaced which helped 47 units and more than 100 residents. The property houses and provides affordable housing to refugees and low medium income families and having received the CDBG grant helped continue to provide affordable and safe home for all residents who live at the facility.	

PGM Year: 2018

Project: 0004 - Affordable Housing and Residential Rehabilitation

IDIS Activity: 7226 - CHICANO FEDERATION-WINDOW-19

Status: Open
 Location: 3180 University Ave San Diego, CA 92104-2045

Objective: Provide decent affordable housing
 Outcome: Availability/accessibility
 Matrix Code: Rehab; Multi-Unit Residential (14B) National Objective: LMH

Activity to prevent, prepare for, and respond to Coronavirus: No**Initial Funding** 11/09/2018**Description:**

Window Replacement-Park Place Property will replace windows at a senior affordable housing complex.

Financing

	Fund Type	Grant Year	Grant	Funded Amount	Drawn In Program Year	Drawn Thru Program Year
CDBG	EN	2015	B15MC060542	\$37,935.08	\$0.00	\$0.00
		2017	B17MC060542	\$1,155.00	\$0.00	\$1,155.00
	PI			\$215,309.92	\$55,612.27	\$63,508.13
Total	Total			\$254,400.00	\$55,612.27	\$64,663.13

Proposed Accomplishments

Housing Units : 32

Actual Accomplishments*Number assisted:*

	Owner		Renter		Total		Person	
	Total	Hispanic	Total	Hispanic	Total	Hispanic	Total	Hispanic
White:	0	0	0	0	0	0		0
Black/African American:	0	0	0	0	0	0	0	0
Asian:	0	0	0	0	0	0	0	0
American Indian/Alaskan Native:	0	0	0	0	0	0	0	0
Native Hawaiian/Other Pacific Islander:	0	0	0	0	0	0	0	0
American Indian/Alaskan Native & White:	0	0	0	0	0	0	0	0
Asian White:	0	0	0	0	0	0	0	0
Black/African American & White:	0	0	0	0	0	0	0	0
American Indian/Alaskan Native & Black/African American:	0	0	0	0	0	0	0	0
Other multi-racial:	0	0	0	0	0	0	0	0
Asian/Pacific Islander:	0	0	0	0	0	0	0	0
Hispanic:	0	0	0	0	0	0	0	0
Total:	0	0	0	0	0	0	0	0
Female-headed Households:	0		0		0			

Income Catearoy:

American Indian/Alaskan Native & White:	0	0	0	0	0	0	0	0
Asian White:	0	0	0	0	0	0	0	0
Black/African American & White:	0	0	0	0	0	0	0	0
American Indian/Alaskan Native & Black/African American:	0	0	0	0	0	0	0	0
Other multi-racial:	1	1	0	0	1	1	0	0
Asian/Pacific Islander:	0	0	0	0	0	0	0	0
Hispanic:	0	0	0	0	0	0	0	0
Total:	19	5	0	0	19	5	0	0

Female-headed Households: 3 0 3

Income Catearv:

	Owner	Renter	Total	Person
Extremely Low	6	0	6	0
Low Mod	9	0	9	0
Moderate	4	0	4	0
Non Low Moderate	0	0	0	0
Total	19	0	19	0
Percent Low/Mod	100.0%		100.0%	

Annual Accomplishments

Years	Accomplishment Narrative	# Benefitting
2018	For 1st and 2nd quarter of Fiscal Year 2019, 9 homes have been rehabilitated.	

2019

For Fiscal Year 2020 Closeout, a total of 28 homes were rehabilitated for solar panels. Project Outcome was: Fifty unduplicated low to moderate income households shall have access to installation of photovoltaic solar energy systems that will result in long-term reductions in energy costs. As of June 30, 2019, GRID served 28 households and 91 unduplicated individuals.

In order to achieve the above outcome, the following activities were completed:

- a) Conduct client outreach by making site visits, making applications available, reviewing applications, and selecting clients citywide;
- b) Conduct in-house design of photovoltaic solar energy systems for the selected clients, systems shall be designed and installed depending on site conditions and electricity usage specific to each homeowner;
- c) Obtain required building permits and coordinate system installation on behalf of each homeowner; and
- d) Install photovoltaic solar energy systems with the assistance of volunteers supervised by Agency staff.

The average system installed by GRID with CDBG funding in FY19 and FY20 will save a family over \$1,500 in the first year after installation. Savings increase over time as electricity rates rise, and the system will produce over \$35,000 worth of electricity over its 25-year lifetime. GRID installed nearly 100kw of renewable energy for LMI households during the program period, which will generate \$750,000 in electricity over the next 25 years.

CDBG funds are used to finance solar materials and supplies, and pay some construction salary and permitting costs. GRID leverages CDBG funds through a combination of solar incentives, corporate and foundation grants and individual contributions.

GRID Alternatives would like to thank the City of San Diego for this funding. With the City's help we have been able to provide long-term reductions in energy costs for nearly 700 low-income families since 2010, offer community members and job trainees hands-on experience in the field of solar energy installation, and create high-profile projects that encourage greater adoption of solar technology in diverse neighborhoods throughout the City of San Diego.

PGM Year:	2018
Project:	0004 - Affordable Housing and Residential Rehabilitation
IDIS Activity:	7229 - SD HABITAT 4 HUMANITY-HOME REP-19

Status:	Open	Objective:	Provide decent affordable housing
Location:	8128 Mercury Ct San Diego, CA 92111-1228	Outcome:	Availability/accessibility
		Matrix Code:	Rehab; Single-Unit Residential (14A) National Objective: LMH

Activity to prevent, prepare for, and respond to Coronavirus: No

Initial Funding 11/09/2018

Description:

Critical Home Repairs in Logan Heights will provide critical repairs to a minimum of four homes in the Logan HeightsSoutheastern community of San Diego.

Financing

	Fund Type	Grant Year	Grant	Funded Amount	Drawn In Program Year	Drawn Thru Program Year
CDBG	EN	2015	B15MC060542	\$116,799.30	\$0.00	\$0.00
	PI			\$203,200.70	\$0.00	\$5,508.48
Total	Total			\$320,000.00	\$0.00	\$5,508.48

Proposed Accomplishments

Housing Units : 4

Actual Accomplishments

<i>Number assisted:</i>	Owner		Renter		Total		Person	
	Total	Hispanic	Total	Hispanic	Total	Hispanic	Total	Hispanic
White:	0	0	0	0	0	0		0
Black/African American:	0	0	0	0	0	0	0	0
Asian:	0	0	0	0	0	0	0	0
American Indian/Alaskan Native:	0	0	0	0	0	0	0	0
Native Hawaiian/Other Pacific Islander:	0	0	0	0	0	0	0	0
American Indian/Alaskan Native & White:	0	0	0	0	0	0	0	0
Asian White:	0	0	0	0	0	0	0	0
Black/African American & White:	0	0	0	0	0	0	0	0
American Indian/Alaskan Native & Black/African American:	0	0	0	0	0	0	0	0
Other multi-racial:	0	0	0	0	0	0	0	0
Asian/Pacific Islander:	0	0	0	0	0	0	0	0
Hispanic:	0	0	0	0	0	0	0	0
Total:	0	0	0	0	0	0	0	0
Female-headed Households:	0		0		0			

Income Category:

	Owner	Renter	Total	Person
Extremely Low	0	0	0	0
Low Mod	0	0	0	0
Moderate	0	0	0	0
Non Low Moderate	0	0	0	0
Total	0	0	0	0
Percent Low/Mod				

Annual Accomplishments

Years	Accomplishment Narrative	# Benefitting
2018	For Fiscal Year 2019 Year end report, San Diego Habitat for Humanity has been conducting a review of the procurement process. This will allow Habitat to provide better services not just to the families positively impacted by the program but also for those applying for the competitive bids process. All project addresses have been selected and the households have met the financial requirements to participate in this program. No projects have been completed so far. Work projects are forecast to start mid-october 2019.	

PGM Year: 2018

Project: 0004 - Affordable Housing and Residential Rehabilitation

IDIS Activity: 7230 - CITY SD-ED-AFFORD HSG-19

Status: Open Objective: Provide decent affordable housing
 Location: 1122 Broadway San Diego, CA 92101-5615 Outcome: Affordability
 Matrix Code: Homeownership Assistance-excluding National Objective: LMH

Activity to prevent, prepare for, and respond to Coronavirus: No

Initial Funding 02/14/2019

Description:
 Affordable Housing Fund: Supporting the rehabilitation of multifamily units, as defined by an existing MOU between the City of San Diego and the San Diego Housing Commission

Financing

	Fund Type	Grant Year	Grant	Funded Amount	Drawn In Program Year	Drawn Thru Program Year
CDBG	PI			\$13,000,000.00	\$0.00	\$13,000,000.00
Total	Total			\$13,000,000.00	\$0.00	\$13,000,000.00

Proposed Accomplishments

Households (General) : 145

Actual Accomplishments

Number assisted:

	Owner		Renter		Total		Person	
	Total	Hispanic	Total	Hispanic	Total	Hispanic	Total	Hispanic
White:	0	0	0	0	0	0	0	0
Black/African American:	0	0	0	0	0	0	0	0
Asian:	0	0	0	0	0	0	0	0
American Indian/Alaskan Native:	0	0	0	0	0	0	0	0
Native Hawaiian/Other Pacific Islander:	0	0	0	0	0	0	0	0
American Indian/Alaskan Native & White:	0	0	0	0	0	0	0	0
Asian White:	0	0	0	0	0	0	0	0
Black/African American & White:	0	0	0	0	0	0	0	0
American Indian/Alaskan Native & Black/African American:	0	0	0	0	0	0	0	0
Other multi-racial:	0	0	0	0	0	0	0	0
Asian/Pacific Islander:	0	0	0	0	0	0	0	0
Hispanic:	0	0	0	0	0	0	0	0
Total:	0	0	0	0	0	0	0	0

Female-headed Households:

0 0 0

Income Category:

Owner Renter Total Person

American Indian/Alaskan Native & White:	0	0	0	0	0	0	0	0
Asian White:	0	0	0	0	0	0	0	0
Black/African American & White:	0	0	0	0	0	0	0	0
American Indian/Alaskan Native & Black/African American:	0	0	0	0	0	0	0	0
Other multi-racial:	1	0	0	0	1	0	0	0
Asian/Pacific Islander:	0	0	0	0	0	0	0	0
Hispanic:	0	0	0	0	0	0	0	0
Total:	33	24	0	0	33	24	0	0

Female-headed Households: 4 0 4

Income Category:

	Owner	Renter	Total	Person
Extremely Low	0	0	0	0
Low Mod	0	0	0	0
Moderate	33	0	33	0
Non Low Moderate	0	0	0	0
Total	33	0	33	0
Percent Low/Mod	100.0%		100.0%	

Annual Accomplishments

Years	Accomplishment Narrative	# Benefitting
2018	For Fiscal Year 2019 Closeout, 33 homeowners were assisted. The \$2,000,000 allocation for FY19 funding for single family was fully expended by June 30, 2019. Through the First Time Homebuyer program, Thirty-three families were able to obtain down payment assistance towards the purchase of their home. The average assistance using CDBG-AHRLF funds was for \$60,606. Aside from receiving a down payment assistance loan for up to 17% of the purchase price, borrowers also obtained a closing cost grant through State and/or local funds. Leveraged funds included \$113,640 of State funds, \$300,393.50 of local funds and \$10,140,897 of private funds. In addition, twenty-three mortgage credit certificates were issued totaling \$1.4 million dollars.	

PGM Year:	2018
Project:	0008 - Homelessness
IDIS Activity:	7234 - CITY SD-ED-HOMELESS FAC SVC-19
Status:	Open
Location:	1400 3rd Ave San Diego, CA 92101-3103
Objective:	Provide decent affordable housing
Outcome:	Availability/accessibility
Matrix Code:	Operating Costs of Homeless/AIDS
National Objective:	LMC

Activity to prevent, prepare for, and respond to Coronavirus: No

Initial Funding Date: 06/23/2020

Description:

Homeless Navigation Center Operations: to support the operation of the homeless navigation center; service provider will be selected upon completion of an RFP process in progress

Financing

	Fund Type	Grant Year	Grant	Funded Amount	Drawn In Program Year	Drawn Thru Program Year
CDBG	EN	2016	B16MC060542	\$404,102.73	\$0.00	\$0.00
	PI			\$595,897.27	\$0.00	\$0.00
Total	Total			\$1,000,000.00	\$0.00	\$0.00

Proposed Accomplishments

People (General) : 100

Actual Accomplishments

Number assisted:

	Owner		Renter		Total		Person	
	Total	Hispanic	Total	Hispanic	Total	Hispanic	Total	Hispanic
White:	0	0	0	0	0	0	428	180
Black/African American:	0	0	0	0	0	0	318	18
Asian:	0	0	0	0	0	0	12	2
American Indian/Alaskan Native:	0	0	0	0	0	0	13	6
Native Hawaiian/Other Pacific Islander:	0	0	0	0	0	0	8	1
American Indian/Alaskan Native & White:	0	0	0	0	0	0	7	2
Asian White:	0	0	0	0	0	0	2	0
Black/African American & White:	0	0	0	0	0	0	8	3
American Indian/Alaskan Native & Black/African American:	0	0	0	0	0	0	4	0
Other multi-racial:	0	0	0	0	0	0	49	33
Asian/Pacific Islander:	0	0	0	0	0	0	0	0
Hispanic:	0	0	0	0	0	0	0	0
Total:	0	0	0	0	0	0	849	245

Female-headed Households:

0 0 0

Income Category:

	Owner	Renter	Total	Person
Extremely Low	0	0	0	838
Low Mod	0	0	0	11
Moderate	0	0	0	0
Non Low Moderate	0	0	0	0
Total	0	0	0	849
Percent Low/Mod				100.0%

Annual Accomplishments

Years	Accomplishment Narrative	# Benefitting
-------	--------------------------	---------------

2018	For Fiscal year 2019 year end, no clients were assisted because of the late execution of agreement. Project will look to close in FY 20.	
------	--	--

2019	<p>For Fiscal year 2020 closeout, 849 clients were assisted. During the 2019-2020 fiscal year, FHCS D successfully implemented outreach and street based Navigation services, while construction and other tenant improvements within the 26,508 square foot site were completed. In December of 2019, doors opened and onsite services began within San Diegos first Housing Navigation Site. Since then, FHCS D and its partners have provided on site services to 849enrolled persons.</p>	
------	---	--

Navigation Center staff assists participants through individualized combinations of crisis management, benefits assistance, case management and housing navigation, along with onsite access and referrals to medical, mental health and substance use disorder services. Participants also receive support with medical and public benefits enrollment, and benefit from re-occurring on site peer support groups and life skills workshops led by a dedicated FHCS D Peer Support Specialist. In addition, the program offers amenities such as transportation, message and mail services, showers, computer services, and phone access to all participants. To enhance these direct services, FHCS D developed formalized partnerships with over 30 community service organizations to provide both on-and off-site services. Many of these partner organizations have established re-occurring weekly schedules, into which Navigation Center staff can schedule appointments. For the Navigation Centers participants, these collaborative efforts have resulted in streamlined cross-referral processes and systematic removal of barriers to wide array of vital services, all with the goal of achieving and maintaining long-term housing stability.

Additionally, FHCS D designed and implemented state-of-the-art internal technology to allow transparent tracking of all services rendered within the building, including utilization and participant flow when in the Center. This system, in conjunction with HMIS/Clarity, allow for clear and accurate data analysis and reporting. FHCS D leverages substantial internal resources to enhance development and implementation of this system.

FHCS D has continued to provide significant in-kind IT and data management support that greatly enhances our ability to identify and understand the underlying issues and social determinants that have caused or are related to each clients lack of permanent housing. FHCS D is committed development of our staffs skills to better understand and address the many challenges faced by those we serve. Throughout the year, numerous trainings have been offered, including Trauma-Informed Care, Critical Time Intervention and Motivational Interviewing, Non-Binary: LGBTQ+, Basic Understanding of Transgender Issues and Intersectionality of Identities, and Ethics & Boundaries. The Regional Task Force on the Homeless (RTFHSD) provided two full days of Prevention and Diversion training and a half day Outreach workshop led by Iain DeJong (the creator of the VI-SPDAT/Common Assessment Tool. FHCS D conducted Conflict Resolution Training, Narcan Administration and Strengths Finders for all members of FHCS D Homeless Services Team, including Navigation Center staff. FHCS D continues to leverage numerous training resources to support the professional development of not only Navigation Center staff, but also staff from all partner agencies. During the development, implementation and ongoing delivery of services, community engagement has been a key area of focus.

PGM Year:	2018		
Project:	0008 - Homelessness		
IDIS Activity:	7235 - LA MAESTRA HEALTH SERVICES-19		
Status:	Completed 12/24/2019 12:00:00 AM	Objective:	Create suitable living environments
Location:	4060 Fairmount Ave San Diego, CA 92105-1608	Outcome:	Availability/accessibility
		Matrix Code:	Operating Costs of Homeless/AIDS National Objective: LMC

Activity to prevent, prepare for, and respond to Coronavirus: No

Initial Funding Date: 11/09/2018

Description:
 Street Outreach Service Expansion: Through targeted outreach efforts and the distribution of hygiene kits and educational materials, will ensure that the homeless population in City Heights has access to medical, dental and behavioral health care, and social services.

Financing

	Fund Type	Grant Year	Grant	Funded Amount	Drawn In Program Year	Drawn Thru Program Year
CDBG	EN	2017	B17MC060542	\$35,924.14	\$0.00	\$35,924.14
	PI			\$98,038.28	\$17,492.88	\$98,038.28
Total	Total			\$133,962.42	\$17,492.88	\$133,962.42

Proposed Accomplishments

People (General) : 600

Actual Accomplishments

Number assisted:

	Owner		Renter		Total		Person	
	Total	Hispanic	Total	Hispanic	Total	Hispanic	Total	Hispanic
White:	0	0	0	0	0	0	264	125
Black/African American:	0	0	0	0	0	0	231	2
Asian:	0	0	0	0	0	0	29	1
American Indian/Alaskan Native:	0	0	0	0	0	0	3	2
Native Hawaiian/Other Pacific Islander:	0	0	0	0	0	0	0	0
American Indian/Alaskan Native & White:	0	0	0	0	0	0	5	0
Asian White:	0	0	0	0	0	0	3	0
Black/African American & White:	0	0	0	0	0	0	0	0
American Indian/Alaskan Native & Black/African American:	0	0	0	0	0	0	0	0
Other multi-racial:	0	0	0	0	0	0	17	1
Asian/Pacific Islander:	0	0	0	0	0	0	0	0
Hispanic:	0	0	0	0	0	0	0	0
Total:	0	0	0	0	0	0	552	131

Female-headed Households:

0 0 0

Income Category:

	Owner	Renter	Total	Person
Extremely Low	0	0	0	552
Low Mod	0	0	0	0
Moderate	0	0	0	0
Non Low Moderate	0	0	0	0
Total	0	0	0	552
Percent Low/Mod				100.0%

Annual Accomplishments

Years	Accomplishment Narrative	# Benefitting
--------------	---------------------------------	----------------------

2018	<p>For 1st and 2nd quarters of Fiscal Year 2019, 281 clients have been assisted. For Fiscal Year 2019 Closeout, 552 clients were assisted. Over the one year project period, La Maestra has worked to better serve the homeless individuals and families in City Heights, San Diego. Through targeted outreach efforts and the distribution of hygiene kits and educational materials, La Maestra's Homeless Outreach Team was able to ensure that 552 homeless individuals in City Heights had access to medical, dental and behavioral health care, and social services. While the organization came in slightly under the estimated number of individuals served, the Homeless Street Outreach Team was able to exceed the number of expected outreach events, creating a solid foundation to continue their work in FY2020.</p>	
------	---	--

Through the use of the organization's state-of-the-art mobile clinic and outreach events throughout the year, the Outreach Team was able to equip homeless individuals and families with hygiene kits as well as educational resources to better their overall health. Hygiene kits include soap, shampoo, toothbrush, toothbrush cover, toothpaste, disposable washcloths, tissues, hand, and facial wipes, lotion, deodorant, comb, shaving cream and razor, sanitary napkins (for women), socks, emergency mylar blanket, and trash bags/ponchos. La Maestra staff used evidence-based street outreach tactics to locate homeless individuals and educate them about La Maestra's Hope Clinic for the Homeless and the medical and social services available to them.

La Maestra internally hired an existing staff member, Nageli Adams, to fill the role of the Circle of Care Case Manager. As a former Community Health Worker, Nageli was able to expand her role to include comprehensive case management services and ensure that the homeless individuals were obtaining the resources that they need including medical, dental, and behavioral health appointments and access to La Maestra's Circle of Care social services. Nageli was not only able to provide instruction and follow-up to encourage ongoing care but also was able to circle back and connect with as many individuals as possible that had fallen out of the care continuum. La Maestra saw this as a success, with increased numbers of homeless individuals accessing care at the Hope Clinic, the organization's existing homeless medical clinic.

Overall, the project was deemed prosperous and La Maestra is looking forward to continuing care through the next fiscal year to serve a larger projection of individuals. Existing workflows are currently being evaluated by staff to make the adjustments needed to maximize future project 2018

PGM Year:	2018		
Project:	0005 - Economic Development/Small Business Assistance		
IDIS Activity:	7239 - CITY HEIGHTS CDC-MICROENTERPRISE-19		

Status:	Canceled 12/7/2020 12:42:06 PM	Objective:	Create economic opportunities
Location:	4001 El Cajon Blvd Ste 205 San Diego, CA 92105-1111	Outcome:	Availability/accessibility
		Matrix Code:	Micro-Enterprise Assistance (18C) National Objective: LMCMC

Activity to prevent, prepare for, and respond to Coronavirus: No

Initial Funding Date: 06/22/2020

Description:

Microenterprise Success Program will assist City of San Diego LMI residents with training, grant capital, and guidance for establishing or expanding a microenterprise.

Financing

No data returned for this view. This might be because the applied filter excludes all data.

Proposed Accomplishments

Businesses : 20

Actual Accomplishments

Number assisted:

	Owner		Renter		Total		Person	
	Total	Hispanic	Total	Hispanic	Total	Hispanic	Total	Hispanic
White:	0	0	0	0	0	0		0
Black/African American:	0	0	0	0	0	0	0	0
Asian:	0	0	0	0	0	0	0	0
American Indian/Alaskan Native:	0	0	0	0	0	0	0	0
Native Hawaiian/Other Pacific Islander:	0	0	0	0	0	0	0	0
American Indian/Alaskan Native & White:	0	0	0	0	0	0	0	0
Asian White:	0	0	0	0	0	0	0	0
Black/African American & White:	0	0	0	0	0	0	0	0
American Indian/Alaskan Native & Black/African American:	0	0	0	0	0	0	0	0
Other multi-racial:	0	0	0	0	0	0	0	0
Asian/Pacific Islander:	0	0	0	0	0	0	0	0
Hispanic:	0	0	0	0	0	0	0	0
Total:	0	0	0	0	0	0	0	0
Female-headed Households:	0		0		0			

Income Catearv:

	Owner	Renter	Total	Person
Extremely Low	0	0	0	0
Low Mod	0	0	0	0
Moderate	0	0	0	0
Non Low Moderate	0	0	0	0
Total	0	0	0	0
Percent Low/Mod				

Annual Accomplishments

No data returned for this view. This might be because the applied filter excludes all data.

PGM Year:	2018			
Project:	0006 - Grant and Loan Capital			
IDIS Activity:	7240 - CITY SD-ED-CDC SM BUS FIN-CW ED MPACT-19			
Status:	Open	Objective:	Create economic opportunities	
Location:	2448 Historic Decatur Rd Ste 200 San Diego, CA 92106-6116	Outcome:	Availability/accessibility	
		Matrix Code:	Micro-Enterprise Assistance (18C)	National Objective: LMJ

Activity to prevent, prepare for, and respond to Coronavirus: No

Initial Funding 11/09/2018

Description:

Small Business Revolving Loan Fund: Low-interest loan capital to selected Community Based Lending Organizations to provide loans to small businesses located in CDBG-eligible communities.

Financing

	Fund Type	Grant Year	Grant	Funded Amount	Drawn In Program Year	Drawn Thru Program Year
CDBG	EN	2018	B18MC060542	\$112,714.64	\$0.00	\$112,714.64
Total	Total			\$112,714.64	\$0.00	\$112,714.64

Proposed Accomplishments

Jobs : 28

Actual Accomplishments

Number assisted:

	Owner		Renter		Total		Person	
	Total	Hispanic	Total	Hispanic	Total	Hispanic	Total	Hispanic
White:	0	0	0	0	0	0	6	2
Black/African American:	0	0	0	0	0	0	1	0
Asian:	0	0	0	0	0	0	0	0
American Indian/Alaskan Native:	0	0	0	0	0	0	0	0
Native Hawaiian/Other Pacific Islander:	0	0	0	0	0	0	0	0
American Indian/Alaskan Native & White:	0	0	0	0	0	0	0	0
Asian White:	0	0	0	0	0	0	0	0
Black/African American & White:	0	0	0	0	0	0	0	0
American Indian/Alaskan Native & Black/African American:	0	0	0	0	0	0	0	0
Other multi-racial:	0	0	0	0	0	0	1	0
Asian/Pacific Islander:	0	0	0	0	0	0	0	0
Hispanic:	0	0	0	0	0	0	0	0
Total:	0	0	0	0	0	0	8	2
Female-headed Households:	0		0		0			

Income Cateagrv:

	Owner	Renter	Total	Person
Extremely Low	0	0	0	3
Low Mod	0	0	0	3
Moderate	0	0	0	2
Non Low Moderate	0	0	0	0
Total	0	0	0	8

Hispanic: 0 0 0 0 0 0 0 0
Total: 0 0 0 0 0 0 8 2

Female-headed Households: 0 0 0

Income Category:

	Owner	Renter	Total	Person
Extremely Low	0	0	0	3
Low Mod	0	0	0	3
Moderate	0	0	0	2
Non Low Moderate	0	0	0	0
Total	0	0	0	8
Percent Low/Mod	100.0%			

Annual Accomplishments

Years	Accomplishment Narrative	# Benefitting
2018	For the first 6 months of Fiscal Year 2019, 8 clients have been assisted.	

PGM Year:	2018
Project:	0005 - Economic Development/Small Business Assistance
IDIS Activity:	7242 - CITY SD-ED-EARLY-STAGE DEV ACCEL-19

Status: Open Objective: Provide decent affordable housing
 Location: 404 Euclid Ave San Diego, CA 92114-2221 Outcome: Affordability
 Matrix Code: ED Technical Assistance (18B) National Objective: LMJ

Activity to prevent, prepare for, and respond to Coronavirus: No

Initial Funding 06/23/2020

Description:

Financing

	Fund Type	Grant Year	Grant	Funded Amount	Drawn In Program Year	Drawn Thru Program Year
CDBG	EN	2015	B15MC060542	\$96,464.88	\$0.00	\$0.00
	PI			\$403,535.12	\$260,893.68	\$260,893.68
Total	Total			\$500,000.00	\$260,893.68	\$260,893.68

Proposed Accomplishments

Jobs : 14

Actual Accomplishments

Owner Renter Total Person

Number assisted:

	Total	Hispanic	Total	Hispanic	Total	Hispanic	Total	Hispanic
White:	0	0	0	0	0	0	0	0
Black/African American:	0	0	0	0	0	0	0	0
Asian:	0	0	0	0	0	0	0	0
American Indian/Alaskan Native:	0	0	0	0	0	0	0	0
Native Hawaiian/Other Pacific Islander:	0	0	0	0	0	0	0	0
American Indian/Alaskan Native & White:	0	0	0	0	0	0	0	0
Asian White:	0	0	0	0	0	0	0	0
Black/African American & White:	0	0	0	0	0	0	0	0
American Indian/Alaskan Native & Black/African American:	0	0	0	0	0	0	0	0
Other multi-racial:	0	0	0	0	0	0	0	0
Asian/Pacific Islander:	0	0	0	0	0	0	0	0
Hispanic:	0	0	0	0	0	0	0	0
Total:	0	0	0	0	0	0	0	0
Female-headed Households:	0		0		0			

Income Category:

	Owner	Renter	Total	Person
Extremely Low	0	0	0	0
Low Mod	0	0	0	0
Moderate	0	0	0	0
Non Low Moderate	0	0	0	0
Total	0	0	0	0
Percent Low/Mod				

Annual Accomplishments

No data returned for this view. This might be because the applied filter excludes all data.

PGM Year:	2018			
Project:	0005 - Economic Development/Small Business Assistance			
IDIS Activity:	7243 - HORN OF AFRICA-CH REFUGEE BUS-19			
Status:	Open	Objective:	Create economic opportunities	
Location:	5296 University Ave Ste F San Diego, CA 92105-2269	Outcome:	Availability/accessibility	
		Matrix Code:	Micro-Enterprise Assistance (18C)	National Objective: LMCMC

Activity to prevent, prepare for, and respond to Coronavirus: No

Initial Funding Date: 11/09/2018

Description:

City Heights Microenterprise Development will provide professional and self-enrichment training for refugee immigrant women. Training will lead to state certification as home childcare providers.

Financing

	Fund Type	Grant Year	Grant	Funded Amount	Drawn In Program Year	Drawn Thru Program Year
CDBG	EN	2018	B18MC060542	\$71,004.77	\$0.00	\$71,004.77
	PI			\$131,108.23	\$0.00	\$131,108.23
Total	Total			\$202,113.00	\$0.00	\$202,113.00

Proposed Accomplishments

Businesses : 100

Actual Accomplishments*Number assisted:*

	Owner		Renter		Total		Person	
	Total	Hispanic	Total	Hispanic	Total	Hispanic	Total	Hispanic
White:	0	0	0	0	0	0	11	0
Black/African American:	0	0	0	0	0	0	75	0
Asian:	0	0	0	0	0	0	0	0
American Indian/Alaskan Native:	0	0	0	0	0	0	0	0
Native Hawaiian/Other Pacific Islander:	0	0	0	0	0	0	0	0
American Indian/Alaskan Native & White:	0	0	0	0	0	0	0	0
Asian White:	0	0	0	0	0	0	0	0
Black/African American & White:	0	0	0	0	0	0	0	0
American Indian/Alaskan Native & Black/African American:	0	0	0	0	0	0	0	0
Other multi-racial:	0	0	0	0	0	0	0	0
Asian/Pacific Islander:	0	0	0	0	0	0	0	0
Hispanic:	0	0	0	0	0	0	0	0
Total:	0	0	0	0	0	0	86	0

Female-headed Households:

0 0 0

Income Category:

	Owner	Renter	Total	Person
Extremely Low	0	0	0	51
Low Mod	0	0	0	34
Moderate	0	0	0	1
Non Low Moderate	0	0	0	0
Total	0	0	0	86
Percent Low/Mod				100.0%

Asian White:	0	0	0	0	0	0	0	0
Black/African American & White:	0	0	0	0	0	0	0	0
American Indian/Alaskan Native & Black/African American:	0	0	0	0	0	0	0	0
Other multi-racial:	0	0	0	0	0	0	0	0
Asian/Pacific Islander:	0	0	0	0	0	0	0	0
Hispanic:	0	0	0	0	0	0	0	0
Total:	0	0	0	0	0	0	77	32

Female-headed Households: 0 0 0

Income Category:

	Owner	Renter	Total	Person
Extremely Low	0	0	0	32
Low Mod	0	0	0	28
Moderate	0	0	0	17
Non Low Moderate	0	0	0	0
Total	0	0	0	77
Percent Low/Mod				100.0%

Annual Accomplishments

Years	Accomplishment Narrative	# Benefitting
2018	<p>For the 1st and 2nd quarters of Fiscal year 2019, 3 businesses have been assisted and 4 business clients have been assisted. For Fiscal Year 2020 closeout, 71 businesses were assisted. Southwestern College assisted 71 LMI businesses located in Barrio Logan, City Heights, Diamond District, and San Ysidro. We collaborated with Chambers, Associations and groups that had a focus on assisting small businesses in LMI communities. 28 businesses were assisted with expanding their businesses and 43 businesses were established with the assistance of Southwestern College SBDC and PTAC services. Most businesses expansions were related to increase in marketing efforts in new areas or using new marketing techniques, both marketing efforts will increase sales. Working with pre-venture LMI individuals, included assistance with writing business plans and providing guidance on license, permits, and start-up capital. Southwesterns SBDC and PTAC programs provided one-on-one customized counseling for each CDBG participant. Business Advisors met with CDBG participants on average 4 or more time to complete business requirements.</p> <p>During FY2019 Southwestern College conducted workshops on topics such as How to Start a Business, Social Media, E-commerce and Financial Projections. Workshops were held at various location throughout the LMI communities, for example Spanish Social Media workshop was held at Southwestern College San Ysidro Higher Education Center and our Spanish E-Commerce workshop was held at PCI located on University Ave in City Heights. We were also able to use La Bodega Gallery in Barrio Logan.</p>	

PGM Year:	2018
Project:	0008 - Homelessness
IDIS Activity:	7251 - SD HSG COMM-DAY CENTER-19

Status: Completed 9/24/2019 12:00:00 AM
 Location: 1122 Broadway San Diego, CA 92101-5615

Objective: Create suitable living environments
 Outcome: Availability/accessibility
 Matrix Code: Operating Costs of Homeless/AIDS
 National Objective: LMC

Activity to prevent, prepare for, and respond to Coronavirus: No

Initial Funding 02/14/2019

Description:

Day Center for Homeless Adults offers critical supportive services to homeless adults within the City of San Diego on a daily basis, throughout the entire year.

Financing

	Fund Type	Grant Year	Grant	Funded Amount	Drawn In Program Year	Drawn Thru Program Year
CDBG	EN	2017	B17MC060542	\$416,122.22	\$0.00	\$416,122.22
	PI			\$125,102.10	\$0.00	\$125,102.10
Total	Total			\$541,224.32	\$0.00	\$541,224.32

Proposed Accomplishments

People (General) : 2,000

Actual Accomplishments

Number assisted:

	Owner		Renter		Total		Person	
	Total	Hispanic	Total	Hispanic	Total	Hispanic	Total	Hispanic
White:	0	0	0	0	0	0	4,959	1,852
Black/African American:	0	0	0	0	0	0	2,165	103
Asian:	0	0	0	0	0	0	125	9
American Indian/Alaskan Native:	0	0	0	0	0	0	125	35
Native Hawaiian/Other Pacific Islander:	0	0	0	0	0	0	87	11
American Indian/Alaskan Native & White:	0	0	0	0	0	0	25	6
Asian White:	0	0	0	0	0	0	10	1
Black/African American & White:	0	0	0	0	0	0	31	6
American Indian/Alaskan Native & Black/African American:	0	0	0	0	0	0	9	3
Other multi-racial:	0	0	0	0	0	0	24	6
Asian/Pacific Islander:	0	0	0	0	0	0	0	0
Hispanic:	0	0	0	0	0	0	0	0
Total:	0	0	0	0	0	0	7,560	2,032

Female-headed Households:

0 0 0

Income Category:

	Owner	Renter	Total	Person
Extremely Low	0	0	0	6,953

Low Mod	0	0	0	606
Moderate	0	0	0	0
Non Low Moderate	0	0	0	1
Total	0	0	0	7,560
Percent Low/Mod				100.0%

Annual Accomplishments

Years	Accomplishment Narrative	# Benefitting
-------	--------------------------	---------------

2018 For Fiscal Year 2019 Closeout, 7560 clients were assisted. The Day Center exceeded all expectation in the Fiscal Year 2019 grant year stretching the budget and staff workloads to provide critical humanitarian services to people experiencing homelessness in San Diego. Serving an ever-increasing number of those in need, the Day Center provided services to 7,560 unduplicated people. All Grant Commitments were exceeded for services such as showers, mail service, laundry cycles, computer access, and storage access.

The Day Center went above and beyond this grant year providing innovative services to meet the unique need of currently homeless adults in San Diego. The Day Center played a key role in the new Coordinated Entry System (CES) process, started a unique recovery program and remodeled our shower facilities.

Working with RTFH and community providers the Day Center played a key part in rolling out the new CES process. The new CES process conveys added focus on Homeless Prevention and Shelter Diversion. Father Joes implemented Homeless Prevention and Shelter Diversion conversations with all clients seeking housing then went through additional trainings with RTFH to streamline this process. This grant year, the Day Center has had Homeless Prevention and Shelter Diversion conversations with over 600 clients providing options for clients to return to safe family and friend environments or self-resolve their housing barriers if possible.

In anticipation of the effect Fentanyl will have on our homeless population, the Day Center envisioned and got underway Are You Done recovery events. These events pull together a variety of recovery modalities allowing the client choice of which model will fit them best and provides a turning point to make a change. Outreach teams and Day Center staff motivate clients to the event which provides a safe, supportive and non-judgmental environment. Recovery staff at the events have included representatives from NA, AA, Medication Assisted Treatment and Harm Reduction models. Narcan and hygiene supplies are also available. Clients meet staff and successful peers at the event with an open door to change.

One of the greatest achievements of the Day Center this year was the accomplishment of a total remodel of the men's shower room while exceeding our yearly shower goals. Providing dignity is a motivating factor for our staff and clients, a clean attractive area to perform basic hygiene tasks

PGM Year:	2018
Project:	0008 - Homelessness
IDIS Activity:	7253 - TRAVELERS AID-MOVING UP-19

Status:	Completed 7/31/2019 12:00:00 AM	Objective:	Create suitable living environments
Location:	701 B St Ste 1775 San Diego, CA 92101-8104	Outcome:	Availability/accessibility
		Matrix Code:	Operating Costs of Homeless/AIDS
		National Objective:	LMC

Activity to prevent, prepare for, and respond to Coronavirus: No

Initial Funding Date: 11/09/2018

Description:

Friend to Friend Shower Program: Expands outreach and engagement program for homeless adults over the age of 18 diagnosed with a serious mental health condition by facilitating staff time, purchase of a shower trailer and rental of washing machines.

Financing

	Fund Type	Grant Year	Grant	Funded Amount	Drawn In Program Year	Drawn Thru Program Year
CDBG	EN	2018	B18MC060542	\$33,716.81	\$0.00	\$33,716.81
	PI			\$43,874.58	\$0.00	\$43,874.58
Total	Total			\$77,591.39	\$0.00	\$77,591.39

Proposed Accomplishments

People (General) : 1,150

Actual Accomplishments

Number assisted:

	Owner		Renter		Total		Person	
	Total	Hispanic	Total	Hispanic	Total	Hispanic	Total	Hispanic
White:	0	0	0	0	0	0	370	181
Black/African American:	0	0	0	0	0	0	258	23
Asian:	0	0	0	0	0	0	15	3
American Indian/Alaskan Native:	0	0	0	0	0	0	16	6
Native Hawaiian/Other Pacific Islander:	0	0	0	0	0	0	5	1
American Indian/Alaskan Native & White:	0	0	0	0	0	0	6	0
Asian White:	0	0	0	0	0	0	3	1
Black/African American & White:	0	0	0	0	0	0	10	1
American Indian/Alaskan Native & Black/African American:	0	0	0	0	0	0	5	1
Other multi-racial:	0	0	0	0	0	0	43	22
Asian/Pacific Islander:	0	0	0	0	0	0	0	0
Hispanic:	0	0	0	0	0	0	0	0
Total:	0	0	0	0	0	0	731	239

Female-headed Households:

0 0 0

Income Category:

	Owner	Renter	Total	Person
Extremely Low	0	0	0	730
Low Mod	0	0	0	1
Moderate	0	0	0	0
Non Low Moderate	0	0	0	0
Total	0	0	0	731
Percent Low/Mod				100.0%

American Indian/Alaskan Native:	0	0	0	0	0	0	0	0
Native Hawaiian/Other Pacific Islander:	0	0	0	0	0	0	0	0
American Indian/Alaskan Native & White:	0	0	0	0	0	0	0	0
Asian White:	0	0	0	0	0	0	0	0
Black/African American & White:	0	0	0	0	0	0	2	0
American Indian/Alaskan Native & Black/African American:	0	0	0	0	0	0	0	0
Other multi-racial:	0	0	0	0	0	0	4	0
Asian/Pacific Islander:	0	0	0	0	0	0	0	0
Hispanic:	0	0	0	0	0	0	0	0
Total:	0	0	0	0	0	0	41	0

Female-headed Households: 0 0 0

Income Category:

	Owner	Renter	Total	Person
Extremely Low	0	0	0	29
Low Mod	0	0	0	11
Moderate	0	0	0	1
Non Low Moderate	0	0	0	0
Total	0	0	0	41
Percent Low/Mod	100.0%			

Annual Accomplishments

Years	Accomplishment Narrative	# Benefitting
2018	<p>For the 1st and 2nd quarters of Fiscal Year 2019, the project has assisted 9 businesses and 19 business clients. For Fiscal Year 2019 closeout report, 41 businesses were assisted. 44 clients enrolled in the program in total during the 2018-2019 fiscal year. However, this program aids not only clients themselves, but also members of their household. Overall, our efforts positively impacted 213 household members.</p> <p>146 One-on-One Technical Assistance Sessions were conducted and 2 additional workshop for a total of 12 workshops were provided. All clients were able to receive technical assistance whether it included writing a business plan or researching requirements for their business. In total, 35 persons are successfully operating a transportation business at this time. Of these business 19 are new business and 16 are expanding businesses. Upon enrollment 26 persons were in the extremely-low income brackets and 7 persons in the very-low income brackets according to federal poverty guidelines. It is the intention of this program that there will be business and economic growth for these persons to move them into higher and more stable income brackets.</p>	

PGM Year:	2018
Project:	0001 - CDBG Administration
IDIS Activity:	7258 - UNOBLIGATED CDBG-19
Status:	Open
Objective:	

Location: ,

Outcome:

Matrix Code: General Program Administration (21A)

National Objective:

Activity to prevent, prepare for, and respond to Coronavirus: No

Initial Funding 08/08/2018

Description:

- 6828A-IL.00005ANNUAL SIGNALS A-IL 71,019.73
- 6869BM1000003-16SAN YSIDRO FIRE STN 253,727.32
- 6870HH1000003-16HARD COURT IM 3,690.45
- 7299DG1000003-17CITY SD-SFHR-CLEAN AND GREEN 187,212.00
- 6941BD1000003-17VALENCIAMALCOLM LIB 100,391.25

Financing

	Fund Type	Grant Year	Grant	Funded Amount	Drawn In Program Year	Drawn Thru Program Year
CDBG	EN	2019	B19MC060542	\$1,774,570.72	\$0.00	\$0.00
Total	Total			\$1,774,570.72	\$0.00	\$0.00

Proposed Accomplishments

Actual Accomplishments

Number assisted:	Owner		Renter		Total		Person	
	Total	Hispanic	Total	Hispanic	Total	Hispanic	Total	Hispanic
White:					0	0		
Black/African American:					0	0		
Asian:					0	0		
American Indian/Alaskan Native:					0	0		
Native Hawaiian/Other Pacific Islander:					0	0		
American Indian/Alaskan Native & White:					0	0		
Asian White:					0	0		
Black/African American & White:					0	0		
American Indian/Alaskan Native & Black/African American:					0	0		
Other multi-racial:					0	0		
Asian/Pacific Islander:					0	0		
Hispanic:					0	0		
Total:	0	0	0	0	0	0	0	0
Female-headed Households:					0			

Income Category:

	Owner	Renter	Total	Person
Extremely Low			0	

American Indian/Alaskan Native & Black/African American:	0	0	0	0	0	0	0	0
Other multi-racial:	0	0	0	0	0	0	0	0
Asian/Pacific Islander:	0	0	0	0	0	0	0	0
Hispanic:	0	0	0	0	0	0	0	0
Total:	3	3	0	0	3	3	0	0

Female-headed Households: 0 0 0

Income Category:

	Owner	Renter	Total	Person
Extremely Low	0	0	0	0
Low Mod	3	0	3	0
Moderate	0	0	0	0
Non Low Moderate	0	0	0	0
Total	3	0	3	0
Percent Low/Mod	100.0%		100.0%	

Annual Accomplishments

Years	Accomplishment Narrative	# Benefiting
2016	For Fiscal Year 2017 Year end information, no accomplishments to report. Program has difficulty starting and activities and accomplishments will be reported in future years.	
2017	For Fiscal Year 2018 Year end information, no accomplishments to report. Program has difficulty starting and activities and accomplishments will be reported in future years.	
2018	For Fiscal Year 2019 Closeout, 3 homes were rehabilitated under the Clean and Green Program. One owner received a 3% deferred interest Clean and Green loan, they also had the roof replaced in their home. Another owner received a 3% deferred interest loan, they had vinyl windows installed, sliding door, electrical service upgrade, paint and aluminum gutters installed. The last owner received a 3% deferred interest loan and had the roof replaced.	

PGM Year: 2016

Project: 0098 - RESIDENTIAL REHABILITATION/AFFORDABLE HOUSING

IDIS Activity: 7300 - CITY SD-MFHR-PERMANENT SUPPORT HOUSING-17

Status: Open

Location: 1122 Broadway Ste 300 San Diego, CA 92101-5629

Objective: Create suitable living environments

Outcome: Availability/accessibility

Matrix Code: Rehab; Multi-Unit Residential (14B)

National Objective: LMH

Activity to prevent, prepare for, and respond to Coronavirus: No

Initial Funding Date: 03/05/2019

Description:

Part of Affordable Housing Fund will look to increase affordable housing opportunities with multi-family housing rehabilitation to increase permanent supportive housing.

Financing

	Fund Type	Grant Year	Grant	Funded Amount	Drawn In Program Year	Drawn Thru Program Year
CDBG	PI			\$3,350,000.00	\$0.00	\$3,350,000.00
Total	Total			\$3,350,000.00	\$0.00	\$3,350,000.00

Proposed Accomplishments

Housing Units : 79

Actual Accomplishments

Number assisted:

	Owner		Renter		Total		Person	
	Total	Hispanic	Total	Hispanic	Total	Hispanic	Total	Hispanic
White:	0	0	0	0	0	0		0
Black/African American:	0	0	0	0	0	0	0	0
Asian:	0	0	0	0	0	0	0	0
American Indian/Alaskan Native:	0	0	0	0	0	0	0	0
Native Hawaiian/Other Pacific Islander:	0	0	0	0	0	0	0	0
American Indian/Alaskan Native & White:	0	0	0	0	0	0	0	0
Asian White:	0	0	0	0	0	0	0	0
Black/African American & White:	0	0	0	0	0	0	0	0
American Indian/Alaskan Native & Black/African American:	0	0	0	0	0	0	0	0
Other multi-racial:	0	0	0	0	0	0	0	0
Asian/Pacific Islander:	0	0	0	0	0	0	0	0
Hispanic:	0	0	0	0	0	0	0	0
Total:	0	0	0	0	0	0	0	0
Female-headed Households:	0		0		0			

Income Category:

	Owner	Renter	Total	Person
Extremely Low	0	0	0	0
Low Mod	0	0	0	0
Moderate	0	0	0	0
Non Low Moderate	0	0	0	0
Total	0	0	0	0
Percent Low/Mod				

Annual Accomplishments

Years	Accomplishment Narrative	# Benefitting
--------------	---------------------------------	----------------------

2016

Two multifamily rental housing rehabilitation projects have been allocated CDBG AHRLF dollars from the FY 17 and FY 18 allocations.

As of June 30, 2017 both projects received loan commitment approvals at the San Diego Housing Commission Board. New Palace received loan approval on 12/02/2016 and Zephyr received loan approval on 02/10/2017. No other actions related to the multifamily rental housing permanent supportive housing were complete in FY 17. Two multifamily rental housing rehabilitation projects have been allocated CDBG AHRLF dollars from the FY 17 and FY 18 allocations.

The full allocation (\$3,350,000) of the FY 17 CDBG AHRLF dollars was expended on 11/15/17. As of June 30, 2018 there is a balance of \$845,446 of FY18 AHRLF dollars to disburse.

New Palace on 08/30/2017 the project closed construction financing and began rehabilitation work. A total of \$2,945,000 of the FY 17 CDBG allocation was paid on 08/30/17. New Palace has a balance of \$145,000 to expend. We anticipate construction to complete April 2019 creating 84 affordable permanent supporting housing units for homeless seniors. When the project completes there will also be a managers unit, community room, and on-site service provider offices.

Zephyr on 11/22/2017 the project closed construction financing and began rehabilitation work. A total of \$405,000 of the FY 17 CDBG allocation was paid on 11/15/17. The Zephyr has a balance of \$650,000 to expend. We anticipate construction to complete in January 2019 creating 79 affordable permanent supportive housing units for homeless veterans. When the project completes there will also be a managers unit, community room, and on-site service provider offices.

\$405,000 of the FY 18 CDBG allocation was expended on 01/03/19. As of 04/30/19 there is a balance of \$435,000 to expend. Both projects will receive their respective funding upon completion of conversion to permanent financing.

New Palace

This project received notice of substantial completion on 12/19/2018. This project subsequently experienced some delays in completing lease up of the units. In December, prior to issuance of the substantial completion notice, the property also experienced water damage that required the temporary relocation of seven residents, and repairs that spanned the entirety of the basement floor.

The developer, Housing Development Partners (HDP), filed an insurance claim immediately following the incident, but having not received determination sixty days after their claim, and to protect resident rent subsidies that were at risk if temporary relocation exceeded 120 days, HDP initiated repairs on February 8, using funds from Civic San Diego. This work is separate and unrelated to the base contract. Repair timeframe was 35 days. Residents were moved back in, and final work was completed by March 15th. The close out reporting information was submitted to the

2017

The full allocation (\$3,350,000) of the FY 17 CDBG AHRLF dollars was expended on 11/15/17. As of June 30, 2018 there is a balance of \$845,446 of FY18 AHRLF dollars to disburse. New Palace on 08/30/2017 the project closed construction financing and began rehabilitation work. A total of \$2,945,000 of the FY 17 CDBG allocation was paid on 08/30/17. New Palace has a balance of \$145,000 to expend. We anticipate construction to complete April 2019 creating 84 affordable permanent supporting housing units for homeless seniors. When the project completes there will also be a managers unit, community room, and on-site service provider offices.

Zephyr on 11/22/2017 the project closed construction financing and began rehabilitation work. A total of \$405,000 of the FY 17 CDBG allocation was paid on 11/15/17. The Zephyr has a balance of \$650,000 to expend. We anticipate construction to complete in January 2019 creating 79 affordable permanent supportive housing units for homeless veterans. When the project completes there will also be a managers unit, community room, and on-site service provider offices.

Black/African American:	0	0	0	0	0	0	0	0
Asian:	0	0	0	0	0	0	0	0
American Indian/Alaskan Native:	0	0	0	0	0	0	0	0
Native Hawaiian/Other Pacific Islander:	0	0	0	0	0	0	0	0
American Indian/Alaskan Native & White:	0	0	0	0	0	0	0	0
Asian White:	0	0	0	0	0	0	0	0
Black/African American & White:	0	0	0	0	0	0	0	0
American Indian/Alaskan Native & Black/African American:	0	0	0	0	0	0	0	0
Other multi-racial:	0	0	0	0	0	0	0	0
Asian/Pacific Islander:	0	0	0	0	0	0	0	0
Hispanic:	0	0	0	0	0	0	0	0
Total:	0	0	0	0	0	0	0	0

Female-headed Households: 0 0 0

Income Category:

	Owner	Renter	Total	Person
Extremely Low	0	0	0	0
Low Mod	0	0	0	0
Moderate	0	0	0	0
Non Low Moderate	0	0	0	0
Total	0	0	0	0

Percent Low/Mod

Annual Accomplishments

No data returned for this view. This might be because the applied filter excludes all data.

PGM Year:	2019
Project:	0001 - CDBG Administration
IDIS Activity:	7323 - HUD ADMINISTRATION-20

Status: Open

Objective:

Location: ,

Outcome:

Matrix Code: General Program Administration (21A)

National Objective:

Activity to prevent, prepare for, and respond to Coronavirus: No

Initial Funding 08/29/2019

Description:

General CDBG admin costs

Financing

	Fund Type	Grant Year	Grant	Funded Amount	Drawn In Program Year	Drawn Thru Program Year
CDBG	EN	2016	B16MC060542	\$117,830.41	\$0.00	\$117,830.41
		2019	B19MC060542	\$1,844,857.88	\$0.00	\$0.00
	PI			\$4,315,300.71	\$3,456,588.47	\$3,460,750.54
Total	Total			\$6,277,989.00	\$3,456,588.47	\$3,578,580.95

Proposed Accomplishments

Actual Accomplishments

Number assisted:

Owner		Renter		Total		Person	
Total	Hispanic	Total	Hispanic	Total	Hispanic	Total	Hispanic

White:				0	0		
Black/African American:				0	0		
Asian:				0	0		
American Indian/Alaskan Native:				0	0		
Native Hawaiian/Other Pacific Islander:				0	0		
American Indian/Alaskan Native & White:				0	0		
Asian White:				0	0		
Black/African American & White:				0	0		
American Indian/Alaskan Native & Black/African American:				0	0		
Other multi-racial:				0	0		
Asian/Pacific Islander:				0	0		
Hispanic:				0	0		
Total:	0	0	0	0	0	0	0
Female-headed Households:				0			

Income Category:

	Owner	Renter	Total	Person
Extremely Low			0	
Low Mod			0	
Moderate			0	
Non Low Moderate			0	
Total	0	0	0	0
Percent Low/Mod				

Annual Accomplishments

No data returned for this view. This might be because the applied filter excludes all data.

PGM Year: 2019

Project: 0001 - CDBG Administration
IDIS Activity: 7324 - FAIR HSG SERVICES-20

Status: Open
 Location: ,

Objective:
 Outcome:
 Matrix Code: Fair Housing Activities (subject to 20% National Objective:

Activity to prevent, prepare for, and respond to Coronavirus: No

Initial Funding Date: 12/11/2019

Description:

Fair Housing activities

Financing

	Fund Type	Grant Year	Grant	Funded Amount	Drawn In Program Year	Drawn Thru Program Year
CDBG	EN	Pre-2015		\$32,161.37	\$0.00	\$0.00
	PI			\$178,338.63	\$64,288.71	\$64,288.71
Total	Total			\$210,500.00	\$64,288.71	\$64,288.71

Proposed Accomplishments

Actual Accomplishments

Number assisted:

	Owner		Renter		Total		Person	
	Total	Hispanic	Total	Hispanic	Total	Hispanic	Total	Hispanic
White:					0	0		
Black/African American:					0	0		
Asian:					0	0		
American Indian/Alaskan Native:					0	0		
Native Hawaiian/Other Pacific Islander:					0	0		
American Indian/Alaskan Native & White:					0	0		
Asian White:					0	0		
Black/African American & White:					0	0		
American Indian/Alaskan Native & Black/African American:					0	0		
Other multi-racial:					0	0		
Asian/Pacific Islander:					0	0		
Hispanic:					0	0		
Total:	0	0	0	0	0	0	0	0

Female-headed Households: 0

Income Category:

Owner Renter Total Person

Black/African American & White:	0	0	0	0	0	0	0	0
American Indian/Alaskan Native & Black/African American:	0	0	0	0	0	0	0	0
Other multi-racial:	0	0	0	0	0	0	0	0
Asian/Pacific Islander:	0	0	0	0	0	0	0	0
Hispanic:	0	0	0	0	0	0	0	0
Total:	0	0	0	0	0	0	0	0

Female-headed Households: 0 0 0

Income Category:

	Owner	Renter	Total	Person
Extremely Low	0	0	0	0
Low Mod	0	0	0	0
Moderate	0	0	0	0
Non Low Moderate	0	0	0	0
Total	0	0	0	0

Percent Low/Mod

Annual Accomplishments

No data returned for this view. This might be because the applied filter excludes all data.

PGM Year:	2019
Project:	0004 - Affordable Housing and Residential Rehabilitation CDBG
IDIS Activity:	7328 - GRID ALTERNATIVES-SINGLE FAMILY-20

Status:	Open	Objective:	Provide decent affordable housing
Location:	1171 Ocean Ave Oakland, CA 94608-1147	Outcome:	Availability/accessibility
		Matrix Code:	Rehab; Single-Unit Residential (14A)
		National Objective:	LMH

Activity to prevent, prepare for, and respond to Coronavirus: No

Initial Funding 09/25/2019

Description:

Offers sustainability-focused rehabilitation services to low to moderate-income single-family households in San Diego.

Financing

	Fund Type	Grant Year	Grant	Funded Amount	Drawn In Program Year	Drawn Thru Program Year
CDBG	EN	2016	B16MC060542	\$124,105.14	\$0.00	\$3,794.30
		2017	B17MC060542	\$148,190.38	\$0.00	\$148,190.38
		2019	B19MC060542	\$2,149,055.16	\$0.00	\$0.00
	PI			\$78,649.32	\$78,649.32	\$78,649.32

Total	Total			\$2,500,000.00	\$78,649.32	\$230,634.00
--------------	--------------	--	--	-----------------------	--------------------	---------------------

Proposed Accomplishments

Housing Units : 80

Actual Accomplishments

Number assisted:

	Owner		Renter		Total		Person	
	Total	Hispanic	Total	Hispanic	Total	Hispanic	Total	Hispanic
White:	10	3	0	0	10	3	0	0
Black/African American:	4	0	0	0	4	0	0	0
Asian:	0	0	0	0	0	0	0	0
American Indian/Alaskan Native:	0	0	0	0	0	0	0	0
Native Hawaiian/Other Pacific Islander:	0	0	0	0	0	0	0	0
American Indian/Alaskan Native & White:	0	0	0	0	0	0	0	0
Asian White:	0	0	0	0	0	0	0	0
Black/African American & White:	0	0	0	0	0	0	0	0
American Indian/Alaskan Native & Black/African American:	0	0	0	0	0	0	0	0
Other multi-racial:	2	0	0	0	2	0	0	0
Asian/Pacific Islander:	0	0	0	0	0	0	0	0
Hispanic:	0	0	0	0	0	0	0	0
Total:	16	3	0	0	16	3	0	0

Female-headed Households: 1 0 1

Income Category:

	Owner	Renter	Total	Person
Extremely Low	5	0	5	0
Low Mod	4	0	4	0
Moderate	7	0	7	0
Non Low Moderate	0	0	0	0
Total	16	0	16	0
Percent Low/Mod	100.0%		100.0%	

Annual Accomplishments

Years	Accomplishment Narrative	# Benefitting
2019	For the first 6 months of Fiscal Year 2020, 16 clients have been assisted.	
PGM Year:	2019	
Project:	0005 - Economic Development	
IDIS Activity:	7329 - ACCESS-MICROENTERPRISE-20	

Status: Open
 Location: 2612 Daniel Ave San Diego, CA 92111-5802

Objective: Create economic opportunities
 Outcome: Availability/accessibility
 Matrix Code: Micro-Enterprise Assistance (18C) National Objective: LMCMC

Activity to prevent, prepare for, and respond to Coronavirus: No

Initial Funding 12/11/2019

Description:

Provides low-to-moderate income entrepreneurs with technical assistance.

Financing

	Fund Type	Grant Year	Grant	Funded Amount	Drawn In Program Year	Drawn Thru Program Year
CDBG	EN	Pre-2015		\$63,120.76	\$0.00	\$0.00
	PI			\$107,935.24	\$54,912.62	\$54,912.62
Total	Total			\$171,056.00	\$54,912.62	\$54,912.62

Proposed Accomplishments

Businesses : 45

Actual Accomplishments

Number assisted:

	Owner		Renter		Total		Person	
	Total	Hispanic	Total	Hispanic	Total	Hispanic	Total	Hispanic
White:	0	0	0	0	0	0	0	0
Black/African American:	0	0	0	0	0	0	0	0
Asian:	0	0	0	0	0	0	0	0
American Indian/Alaskan Native:	0	0	0	0	0	0	0	0
Native Hawaiian/Other Pacific Islander:	0	0	0	0	0	0	0	0
American Indian/Alaskan Native & White:	0	0	0	0	0	0	0	0
Asian White:	0	0	0	0	0	0	0	0
Black/African American & White:	0	0	0	0	0	0	0	0
American Indian/Alaskan Native & Black/African American:	0	0	0	0	0	0	0	0
Other multi-racial:	0	0	0	0	0	0	0	0
Asian/Pacific Islander:	0	0	0	0	0	0	0	0
Hispanic:	0	0	0	0	0	0	0	0
Total:	0	0	0	0	0	0	0	0

Female-headed Households:

0 0 0

Income Category:

	Owner	Renter	Total	Person
Extremely Low	0	0	0	0

American Indian/Alaskan Native & Black/African American:	0	0	0	0	0	0	0	0
Other multi-racial:	0	0	0	0	0	0	3	3
Asian/Pacific Islander:	0	0	0	0	0	0	0	0
Hispanic:	0	0	0	0	0	0	0	0
Total:	0	0	0	0	0	0	35	12

Female-headed Households: 0 0 0

Income Category:

	Owner	Renter	Total	Person
Extremely Low	0	0	0	17
Low Mod	0	0	0	13
Moderate	0	0	0	5
Non Low Moderate	0	0	0	0
Total	0	0	0	35
Percent Low/Mod				100.0%

Annual Accomplishments

Years	Accomplishment Narrative	# Benefitting
--------------	---------------------------------	----------------------

2019

For Fiscal Year 2020 closeout, In FY 2020 (July 2019 to June 2020), Accion completed the following per the CDBG agreement:

Technical Assistance: Accion provided technical assistance to 35 clients, 28 of which received loans between \$300 and \$100,000. All FY20 clients are LMI City of SD residents/businesses.

The FY 2020 project experienced lower loan application volume than expected due to macroeconomic conditions resulting from the COVID-19 pandemic's effect on the economy and small business community as a result of non-essential business closures. In response, Accion added additional services to respond to past and current needs of CDBG borrowers including: loan deferrals/restructures for current borrowers, tailored education through webinars to help with relief/recovery, and a small business resource page that is updated daily (<http://social.accion.org/covidresources>). As part of Accions client relief efforts, 36 FY 2020 and prior years CDBG TA project recipients received loan restructures to provide immediate cash flow relief, enabling them to focus on more pressing costs like payroll and rent.

Client Data Monitoring: Program data on 35 clients was captured during the loan application process in FY20. Data monitoring continues for these 35 LMI clients reported to CDBG FY20 and for the 50 LMI active City of SD clients reported under prior years' CDBG contracts.

Workshops: 0 FY20 CDBG clients attended Accion educational workshops in the City of SD. FY20 CDBG client participation at these workshops was tracked, but costs to conduct these workshops were not charged to CDBG.

The above CDBG-paid activities supported additional client benefits:

During FY20, Accion participated in 82 educational presentations, small business events and workshops within the City of San Diego in conjunction with various business associations, task forces and banking partners to support small business owners with resources and education.

Loan application assistance and wrap-around support: 379 applicants received wrap-around support from staff. These clients received practical business and financial planning skills.

The 28 loans to FY20 CDBG clients created 21 jobs and maintained 46 jobs, 67 jobs in all which benefited City of San Diego communities.

In addition, there were 3 CDBG-eligible clients that received services, but their business tax certificates are pending or could not be retrieved so they are not reflected on FY 2020 reporting despite having received technical assistance services during the project period. Some were waiting on their 2019

PGM Year:	2019		
Project:	0005 - Economic Development		
IDIS Activity:	7331 - ALLIANCE FOR AFRICAN ASSIST-LEAP-20		

Status:	Open	Objective:	Create economic opportunities
Location:	5952 El Cajon Blvd San Diego, CA 92115-3828	Outcome:	Availability/accessibility
		Matrix Code:	Micro-Enterprise Assistance (18C) National Objective: LMCMC

Activity to prevent, prepare for, and respond to Coronavirus: No

Initial Funding Date: 12/11/2019

Description:

Promotes economic growth among LMI entrepreneurs through establishment and growth of profitable micro-enterprises.

Financing

	Fund Type	Grant Year	Grant	Funded Amount	Drawn In Program Year	Drawn Thru Program Year
CDBG	EN	Pre-2015		\$32,927.57	\$0.00	\$0.00
	PI			\$157,014.51	\$83,794.13	\$83,794.13
Total	Total			\$189,942.08	\$83,794.13	\$83,794.13

Proposed Accomplishments

Businesses : 50

Actual Accomplishments

Number assisted:

	Owner		Renter		Total		Person	
	Total	Hispanic	Total	Hispanic	Total	Hispanic	Total	Hispanic
White:	0	0	0	0	0	0		0
Black/African American:	0	0	0	0	0	0	0	0
Asian:	0	0	0	0	0	0	0	0
American Indian/Alaskan Native:	0	0	0	0	0	0	0	0
Native Hawaiian/Other Pacific Islander:	0	0	0	0	0	0	0	0
American Indian/Alaskan Native & White:	0	0	0	0	0	0	0	0
Asian White:	0	0	0	0	0	0	0	0
Black/African American & White:	0	0	0	0	0	0	0	0
American Indian/Alaskan Native & Black/African American:	0	0	0	0	0	0	0	0
Other multi-racial:	0	0	0	0	0	0	0	0
Asian/Pacific Islander:	0	0	0	0	0	0	0	0
Hispanic:	0	0	0	0	0	0	0	0
Total:	0	0	0	0	0	0	0	0
Female-headed Households:	0		0		0			

Income Cateagrv:

	Owner	Renter	Total	Person
Extremely Low	0	0	0	0
Low Mod	0	0	0	0
Moderate	0	0	0	0
Non Low Moderate	0	0	0	0
Total	0	0	0	0
Percent Low/Mod				

Annual Accomplishments

No data returned for this view. This might be because the applied filter excludes all data.

PGM Year: 2019

Project: 0005 - Economic Development
IDIS Activity: 7332 - CITY HEIGHTS CDC-MICROENT-20

Status: Completed 8/28/2020 12:00:00 AM **Objective:** Create economic opportunities
Location: 4001 El Cajon Blvd San Diego, CA 92105-1110 **Outcome:** Availability/accessibility
Matrix Code: Micro-Enterprise Assistance (18C) **National Objective:** LMCMC

Activity to prevent, prepare for, and respond to Coronavirus: No

Initial Funding Date: 12/11/2019

Description:

Assists low-to-moderate income residents establish and expand existing micro-enterprises in the City Heights community of San Diego.

Financing

	Fund Type	Grant Year	Grant	Funded Amount	Drawn In Program Year	Drawn Thru Program Year
CDBG	PI			\$105,575.22	\$85,337.25	\$85,337.25
Total	Total			\$105,575.22	\$85,337.25	\$85,337.25

Proposed Accomplishments

Businesses : 24

Actual Accomplishments

Number assisted:

	Owner		Renter		Total		Person	
	Total	Hispanic	Total	Hispanic	Total	Hispanic	Total	Hispanic
White:	0	0	0	0	0	0	3	2
Black/African American:	0	0	0	0	0	0	6	1
Asian:	0	0	0	0	0	0	5	0
American Indian/Alaskan Native:	0	0	0	0	0	0	1	1
Native Hawaiian/Other Pacific Islander:	0	0	0	0	0	0	0	0
American Indian/Alaskan Native & White:	0	0	0	0	0	0	0	0
Asian White:	0	0	0	0	0	0	0	0
Black/African American & White:	0	0	0	0	0	0	0	0
American Indian/Alaskan Native & Black/African American:	0	0	0	0	0	0	0	0
Other multi-racial:	0	0	0	0	0	0	13	12
Asian/Pacific Islander:	0	0	0	0	0	0	0	0
Hispanic:	0	0	0	0	0	0	0	0
Total:	0	0	0	0	0	0	28	16
Female-headed Households:	0		0		0			

Income Category:

Owner Renter Total Person

Extremely Low	0	0	0	11
Low Mod	0	0	0	7
Moderate	0	0	0	10
Non Low Moderate	0	0	0	0
Total	0	0	0	28
Percent Low/Mod				100.0%

Annual Accomplishments

Years	Accomplishment Narrative	# Benefiting
2019	<p>For Fiscal Year 2020 closeout, 24 businesses were assisted. Conducted outreach to local businesses by talking to individual business owners, attending community meetings and talking to community partners to engage participants. Met with new potential participants and existing small business owners to inform them about the program so they can benefit by receiving free technical assistance. Prescreening for program eligibility was done through one-on-one meeting and helped identify what services were needed for each business. Technical assistance provided were business concept evaluation, business plan development, marketing strategy development/implementation, financial management, accounting, license and permit processes. Organization did receive PPP funding but PPP funds were not and are not co-mingled with CDBG reimbursement requests. The following activities will be conducted:</p> <p>Outreach: At least 120 prospects will be engaged during the first 3 quarters from July 1, 2019 to March 31, 2020. The outreach methodology used will include, but not be limited to, sharing information through program brochures, attending community meetings and events to share and network about the Project, and engaging our 80+ community partners for referrals. As a small business incubator, our weekly open-air market on El Cajon Boulevard, Fair@44, serves as a central place to meet new potential clients and existing LMI small business owners.</p> <p>Pre-Screening: At least 40 businesses will be pre-screened during the first 3 quarters from July 1, 2019 to March 31, 2020. The pre-screening will be conducted through informal screening sessions with potential and existing local micro-entrepreneurs to determine if they meet the program guidelines.</p> <p>Intake: At least 30 program applications will be completed during the 2nd and 3rd quarters from October 1, 2019, to March 31, 2020, by local LMI-small business owners or aspiring owners. In-depth interviews will be conducted on a one-on-one basis to determine their eligibility for our Micro-Enterprise Success Project. Eligibility will be verified by an Income Verification & Demographics Form. Necessary documents will be collected, such as a copy of the existing business license, certificates/permits, liability insurance and two forms of identification, such as a copy of drivers license and Social Security card (demonstrating their right to work in the U.S.).</p> <p>Technical Assistance: During the 3rd and 4th quarters, from January 1, 2020, through July 31, 2020, at least 24 qualified LMI micro-enterprises will receive technical assistance based on their individual needs. This could include: business concept evaluation, drafting a business plan, conducting a competitive market analysis, creating a marketing plan, developing a budget, obtaining a DUNS #, fictitious business name, permits and licenses, creating job descriptions, establishing a website and social media presence, securing business space, developing branding and marking materials, and other services required to establish or expand a micro-enterprise. The duration of these services will vary depending on each clients individual needs and capacity.</p>	

PGM Year:	2019
Project:	0005 - Economic Development
IDIS Activity:	7335 - HORN OF AFRICA-CH REFUGEE BUS-20

Status: Completed 10/27/2020 12:00:00 AM
 Location: 5296 University Ave Ste F Suite F San Diego, CA 92105-2269

Objective: Create economic opportunities
 Outcome: Availability/accessibility
 Matrix Code: Micro-Enterprise Assistance (18C) National Objective: LMCMC

Activity to prevent, prepare for, and respond to Coronavirus: No

Initial Funding 12/11/2019

Description:

Provides training for immigrant women to gain state certification as in-home childcare providers.

Financing

	Fund Type	Grant Year	Grant	Funded Amount	Drawn In Program Year	Drawn Thru Program Year
CDBG	PI			\$182,201.00	\$156,092.79	\$156,092.79
Total	Total			\$182,201.00	\$156,092.79	\$156,092.79

Proposed Accomplishments

Businesses : 60

Actual Accomplishments

Number assisted:

	Owner		Renter		Total		Person	
	Total	Hispanic	Total	Hispanic	Total	Hispanic	Total	Hispanic
White:	0	0	0	0	0	0	7	0
Black/African American:	0	0	0	0	0	0	69	0
Asian:	0	0	0	0	0	0	0	0
American Indian/Alaskan Native:	0	0	0	0	0	0	0	0
Native Hawaiian/Other Pacific Islander:	0	0	0	0	0	0	0	0
American Indian/Alaskan Native & White:	0	0	0	0	0	0	0	0
Asian White:	0	0	0	0	0	0	0	0
Black/African American & White:	0	0	0	0	0	0	0	0
American Indian/Alaskan Native & Black/African American:	0	0	0	0	0	0	0	0
Other multi-racial:	0	0	0	0	0	0	0	0
Asian/Pacific Islander:	0	0	0	0	0	0	0	0
Hispanic:	0	0	0	0	0	0	0	0
Total:	0	0	0	0	0	0	76	0

Female-headed Households:

0 0 0

Income Category:

	Owner	Renter	Total	Person
Extremely Low	0	0	0	25
Low Mod	0	0	0	50

Moderate	0	0	0	1
Non Low Moderate	0	0	0	0
Total	0	0	0	76
Percent Low/Mod				100.0%

Annual Accomplishments

Years	Accomplishment Narrative	# Benefitting
--------------	---------------------------------	----------------------

2019	<p>The San Diego Microenterprise program started on July 1, 2019 and has enrolled 76 unduplicated clients into the San Diego Micro-Enterprise program. 68 of these clients were women. The organization conducted 12 Micro-Enterprise training sessions for groups. Of the 76 clients, 76 completed the training. The completion of this training results in licensure and certification that establishes participants as qualified professionals and licensed business owner/operators. The San Diego Microenterprise Project staff delivers services and helps participants navigate through this demanding process. They conducted a total of 498 one on one TA for the fiscal year. The Microenterprise Project was offered at no cost to participants. All participants may also be provided with direct access to Horn of Africa Community's additional services at no cost. A total of 20 businesses were established. All participants met the HUD income guidelines provided by the City of San Diego. 18 of the businesses created were minority owned and 17 being women owned. The biggest challenge the program faced has been Covid-19. Before Covid hit the City of San Diego on February 2020, the organization had many clients that were in the process of getting their license. After Covid-19 hit the City, we were forced to suspend our operations and work from home till late June when we began to open the office and assist clients through appointments only. The State of California, which issues these licenses are also impacted as they have closed their offices which did orientations and scheduled home inspections. As a result, the 20 businesses created under these circumstances has really been a success.</p>	
------	--	--

Horn of Africa received \$57,750 in PPP funds from US Small Business Administration. CDBG funds were used to pay partially for wages or salaries of CDBG staff. PPP were used to cover the Executive Director's Salary and other office expenses.

PGM Year:	2019
Project:	0005 - Economic Development
IDIS Activity:	7336 - INTER RESCUE COMM-MICROENT-20
Status:	Open
Location:	5348 University Ave Ste 205 Suite 205 San Diego, CA 92105-8025
Objective:	Create economic opportunities
Outcome:	Availability/accessibility
Matrix Code:	Micro-Enterprise Assistance (18C)
National Objective:	LMCMC

Activity to prevent, prepare for, and respond to Coronavirus: No

Initial Funding Date: 12/11/2019

Description:

Supports residents in starting and strengthening micro-enterprises through culturally and linguistically accessible 1:1 business counseling.

Financing

	Fund Type	Grant Year	Grant	Funded Amount	Drawn In Program Year	Drawn Thru Program Year
CDBG	EN	2019	B19MC060542	\$13,735.52	\$0.00	\$0.00
	PI			\$133,702.48	\$85,366.58	\$85,366.58

Total	Total			\$147,438.00	\$85,366.58	\$85,366.58
--------------	--------------	--	--	---------------------	--------------------	--------------------

Proposed Accomplishments

Businesses : 35

Actual Accomplishments

Number assisted:

	Owner		Renter		Total		Person	
	Total	Hispanic	Total	Hispanic	Total	Hispanic	Total	Hispanic
White:	0	0	0	0	0	0		0
Black/African American:	0	0	0	0	0	0	0	0
Asian:	0	0	0	0	0	0	0	0
American Indian/Alaskan Native:	0	0	0	0	0	0	0	0
Native Hawaiian/Other Pacific Islander:	0	0	0	0	0	0	0	0
American Indian/Alaskan Native & White:	0	0	0	0	0	0	0	0
Asian White:	0	0	0	0	0	0	0	0
Black/African American & White:	0	0	0	0	0	0	0	0
American Indian/Alaskan Native & Black/African American:	0	0	0	0	0	0	0	0
Other multi-racial:	0	0	0	0	0	0	0	0
Asian/Pacific Islander:	0	0	0	0	0	0	0	0
Hispanic:	0	0	0	0	0	0	0	0
Total:	0	0	0	0	0	0	0	0
Female-headed Households:	0		0		0			

Income Category:

	Owner	Renter	Total	Person
Extremely Low	0	0	0	0
Low Mod	0	0	0	0
Moderate	0	0	0	0
Non Low Moderate	0	0	0	0
Total	0	0	0	0
Percent Low/Mod				

Annual Accomplishments

No data returned for this view. This might be because the applied filter excludes all data.

PGM Year:	2019
Project:	0005 - Economic Development
IDIS Activity:	7338 - CITY SD-SBRF-20
Status:	Open
Objective:	Create economic opportunities

Location: 1200 3rd Ave San Diego, CA 92101-4110

Outcome: Availability/accessibility

Matrix Code: ED Direct Financial Assistance to For-

National Objective: LMJ

Activity to prevent, prepare for, and respond to Coronavirus: No

Initial Funding 06/22/2020

Description:
 Provision of financial and technical assistance to businesses to advance economic opportunity, job creation, and a robust small business environment in specific LMI communities.

Financing

	Fund Type	Grant Year	Grant	Funded Amount	Drawn In Program Year	Drawn Thru Program Year
CDBG	PI			\$3,387,285.36	\$1,460,000.00	\$1,460,000.00
Total	Total			\$3,387,285.36	\$1,460,000.00	\$1,460,000.00

Proposed Accomplishments

Jobs : 364

Actual Accomplishments

Number assisted:

	Owner		Renter		Total		Person	
	Total	Hispanic	Total	Hispanic	Total	Hispanic	Total	Hispanic
White:	0	0	0	0	0	0	0	0
Black/African American:	0	0	0	0	0	0	0	0
Asian:	0	0	0	0	0	0	0	0
American Indian/Alaskan Native:	0	0	0	0	0	0	0	0
Native Hawaiian/Other Pacific Islander:	0	0	0	0	0	0	0	0
American Indian/Alaskan Native & White:	0	0	0	0	0	0	0	0
Asian White:	0	0	0	0	0	0	0	0
Black/African American & White:	0	0	0	0	0	0	0	0
American Indian/Alaskan Native & Black/African American:	0	0	0	0	0	0	0	0
Other multi-racial:	0	0	0	0	0	0	0	0
Asian/Pacific Islander:	0	0	0	0	0	0	0	0
Hispanic:	0	0	0	0	0	0	0	0
Total:	0	0	0	0	0	0	0	0

Female-headed Households:

0 0 0

Income Category:

	Owner	Renter	Total	Person
Extremely Low	0	0	0	0
Low Mod	0	0	0	0

Other multi-racial:	0	0	0	0	0	0	0	0	0
Asian/Pacific Islander:	0	0	0	0	0	0	0	0	0
Hispanic:	0	0	0	0	0	0	0	0	0
Total:	0	0	0	0	0	0	0	0	0

Female-headed Households: 0 0 0

Income Category:

	Owner	Renter	Total	Person
Extremely Low	0	0	0	0
Low Mod	0	0	0	0
Moderate	0	0	0	0
Non Low Moderate	0	0	0	0
Total	0	0	0	0

Percent Low/Mod

Annual Accomplishments

No data returned for this view. This might be because the applied filter excludes all data.

PGM Year:	2019
Project:	0005 - Economic Development
IDIS Activity:	7340 - SOUTHWEST COM CLGE-SMALL BUS-20

Status:	Open	Objective:	Create economic opportunities
Location:	880 National City Blvd Suite 7118 National City, CA 91950-3263	Outcome:	Availability/accessibility
		Matrix Code:	Micro-Enterprise Assistance (18C)
		National Objective:	LMCMC

Activity to prevent, prepare for, and respond to Coronavirus: No

Initial Funding 12/11/2019

Description:
Provides training workshops and one-on-one business consulting in CDBG target neighborhoods.

Financing

	Fund Type	Grant Year	Grant	Funded Amount	Drawn In Program Year	Drawn Thru Program Year
CDBG	PI			\$346,934.74	\$246,933.60	\$246,933.60
Total	Total			\$346,934.74	\$246,933.60	\$246,933.60

Proposed Accomplishments

Businesses : 30

Actual Accomplishments

Number assisted:

Owner		Renter		Total		Person	
Total	Hispanic	Total	Hispanic	Total	Hispanic	Total	Hispanic

White:	0	0	0	0	0	0	53	24
Black/African American:	0	0	0	0	0	0	18	0
Asian:	0	0	0	0	0	0	10	0
American Indian/Alaskan Native:	0	0	0	0	0	0	1	0
Native Hawaiian/Other Pacific Islander:	0	0	0	0	0	0	0	0
American Indian/Alaskan Native & White:	0	0	0	0	0	0	0	0
Asian White:	0	0	0	0	0	0	1	0
Black/African American & White:	0	0	0	0	0	0	0	0
American Indian/Alaskan Native & Black/African American:	0	0	0	0	0	0	0	0
Other multi-racial:	0	0	0	0	0	0	1	1
Asian/Pacific Islander:	0	0	0	0	0	0	0	0
Hispanic:	0	0	0	0	0	0	0	0
Total:	0	0	0	0	0	0	84	25
Female-headed Households:	0		0		0			

Income Category:

	Owner	Renter	Total	Person
Extremely Low	0	0	0	20
Low Mod	0	0	0	16
Moderate	0	0	0	48
Non Low Moderate	0	0	0	0
Total	0	0	0	84
Percent Low/Mod				100.0%

Annual Accomplishments

Years	Accomplishment Narrative	# Benefitting
2019	For Fiscal Year 2020 closeout, the organization assisted 79 businesses and 84 business clients. The Small Business Development Center and	
PGM Year:	2019	
Project:	0002 - Workforce Development and Job Readiness	
IDIS Activity:	7341 - CASA FAMILIAR INC-20	
Status:	Open	Objective: Create suitable living environments
Location:	119 W Hall Ave San Diego, CA 92173-2514	Outcome: Availability/accessibility
		Matrix Code: Youth Services (05D) National Objective: LMC

Activity to prevent, prepare for, and respond to Coronavirus: No

Initial Funding Date: 12/11/2019

Description:

Increases economic opportunities for low-income youth in San Ysidro through paid job and soft skills training.

Financing

	Fund Type	Grant Year	Grant	Funded Amount	Drawn In Program Year	Drawn Thru Program Year
CDBG	EN	Pre-2015		\$2,213.07	\$0.00	\$0.00
	PI			\$71,154.93	\$42,666.11	\$42,666.11
Total	Total			\$73,368.00	\$42,666.11	\$42,666.11

Proposed Accomplishments

People (General) : 30

Actual Accomplishments

Number assisted:

	Owner		Renter		Total		Person	
	Total	Hispanic	Total	Hispanic	Total	Hispanic	Total	Hispanic
White:	0	0	0	0	0	0	3	0
Black/African American:	0	0	0	0	0	0	0	0
Asian:	0	0	0	0	0	0	2	0
American Indian/Alaskan Native:	0	0	0	0	0	0	0	0
Native Hawaiian/Other Pacific Islander:	0	0	0	0	0	0	0	0
American Indian/Alaskan Native & White:	0	0	0	0	0	0	0	0
Asian White:	0	0	0	0	0	0	0	0
Black/African American & White:	0	0	0	0	0	0	0	0
American Indian/Alaskan Native & Black/African American:	0	0	0	0	0	0	0	0
Other multi-racial:	0	0	0	0	0	0	10	0
Asian/Pacific Islander:	0	0	0	0	0	0	0	0
Hispanic:	0	0	0	0	0	0	0	0
Total:	0	0	0	0	0	0	15	0

Female-headed Households:

0 0 0

Income Category:

	Owner	Renter	Total	Person
Extremely Low	0	0	0	6
Low Mod	0	0	0	4
Moderate	0	0	0	4
Non Low Moderate	0	0	0	1
Total	0	0	0	15
Percent Low/Mod				93.3%

Annual Accomplishments

Years	Accomplishment Narrative	# Benefitting
-------	--------------------------	---------------

2019	For the first half of Fiscal Year 2020, 15 clients have been assisted.	
------	--	--

PGM Year: 2019

Project: 0002 - Workforce Development and Job Readiness

IDIS Activity: 7342 - CTR EMP OPP-EMP REENTRY-20

Status: Completed 9/15/2020 12:00:00 AM

Objective: Create suitable living environments

Location: 50 Broadway New York, CA 10004-1607

Outcome: Availability/accessibility

Matrix Code: Employment Training (05H)

National Objective: LMC

Activity to prevent, prepare for, and respond to Coronavirus: No

Initial Funding 12/11/2019

Description:

Develop and promote self-sufficiency through training, employment experience and assistance with all aspects of employment application process.

Financing

	Fund Type	Grant Year	Grant	Funded Amount	Drawn In Program Year	Drawn Thru Program Year
CDBG	PI			\$100,000.00	\$87,326.84	\$87,326.84
Total	Total			\$100,000.00	\$87,326.84	\$87,326.84

Proposed Accomplishments

People (General) : 96

Actual Accomplishments

Number assisted:

	Owner		Renter		Total		Person	
	Total	Hispanic	Total	Hispanic	Total	Hispanic	Total	Hispanic
White:	0	0	0	0	0	0	55	18
Black/African American:	0	0	0	0	0	0	20	1
Asian:	0	0	0	0	0	0	7	0
American Indian/Alaskan Native:	0	0	0	0	0	0	2	2
Native Hawaiian/Other Pacific Islander:	0	0	0	0	0	0	2	0
American Indian/Alaskan Native & White:	0	0	0	0	0	0	0	0
Asian White:	0	0	0	0	0	0	0	0
Black/African American & White:	0	0	0	0	0	0	1	0
American Indian/Alaskan Native & Black/African American:	0	0	0	0	0	0	0	0
Other multi-racial:	0	0	0	0	0	0	30	26
Asian/Pacific Islander:	0	0	0	0	0	0	0	0
Hispanic:	0	0	0	0	0	0	0	0
Total:	0	0	0	0	0	0	117	47

Asian:	0	0	0	0	0	0	0	0
American Indian/Alaskan Native:	0	0	0	0	0	0	0	0
Native Hawaiian/Other Pacific Islander:	0	0	0	0	0	0	0	0
American Indian/Alaskan Native & White:	0	0	0	0	0	0	0	0
Asian White:	0	0	0	0	0	0	0	0
Black/African American & White:	0	0	0	0	0	0	0	0
American Indian/Alaskan Native & Black/African American:	0	0	0	0	0	0	0	0
Other multi-racial:	0	0	0	0	0	0	2	0
Asian/Pacific Islander:	0	0	0	0	0	0	0	0
Hispanic:	0	0	0	0	0	0	0	0
Total:	0	0	0	0	0	0	8	0

Female-headed Households: 0 0 0

Income Category:

	Owner	Renter	Total	Person
Extremely Low	0	0	0	8
Low Mod	0	0	0	0
Moderate	0	0	0	0
Non Low Moderate	0	0	0	0
Total	0	0	0	8
Percent Low/Mod				100.0%

Annual Accomplishments

Years	Accomplishment Narrative	# Benefitting
2019	For first half of Fiscal Year 2020, 8 clients have been assisted	

PGM Year:	2019
Project:	0002 - Workforce Development and Job Readiness
IDIS Activity:	7344 - INTER RESCUE COMM-PROJECT CHOP-20

Status: Completed 9/28/2020 12:00:00 AM Objective: Create suitable living environments
 Location: 5348 University Ave Suite 2015 San Diego, CA 92105-8025 Outcome: Availability/accessibility
 Matrix Code: Employment Training (05H) National Objective: LMC

Activity to prevent, prepare for, and respond to Coronavirus: No

Initial Funding 12/11/2019

Description:

Provides job-readiness and expands a social enterprise program to provide culinary training to low income immigrants and refugee women.

Financing

	Fund Type	Grant Year	Grant	Funded Amount	Drawn In Program Year	Drawn Thru Program Year
CDBG	PI			\$86,766.23	\$60,181.07	\$60,181.07
Total	Total			\$86,766.23	\$60,181.07	\$60,181.07

Proposed Accomplishments

People (General) : 50

Actual Accomplishments

Number assisted:

	Owner		Renter		Total		Person	
	Total	Hispanic	Total	Hispanic	Total	Hispanic	Total	Hispanic
White:	0	0	0	0	0	0	4	2
Black/African American:	0	0	0	0	0	0	26	0
Asian:	0	0	0	0	0	0	3	0
American Indian/Alaskan Native:	0	0	0	0	0	0	0	0
Native Hawaiian/Other Pacific Islander:	0	0	0	0	0	0	0	0
American Indian/Alaskan Native & White:	0	0	0	0	0	0	0	0
Asian White:	0	0	0	0	0	0	0	0
Black/African American & White:	0	0	0	0	0	0	0	0
American Indian/Alaskan Native & Black/African American:	0	0	0	0	0	0	0	0
Other multi-racial:	0	0	0	0	0	0	0	0
Asian/Pacific Islander:	0	0	0	0	0	0	0	0
Hispanic:	0	0	0	0	0	0	0	0
Total:	0	0	0	0	0	0	33	2
Female-headed Households:	0		0		0			

Income Category:

	Owner	Renter	Total	Person
Extremely Low	0	0	0	32
Low Mod	0	0	0	1
Moderate	0	0	0	0
Non Low Moderate	0	0	0	0
Total	0	0	0	33
Percent Low/Mod				100.0%

Annual Accomplishments

Years	Accomplishment Narrative	# Benefitting
-------	--------------------------	---------------

2019

For the first 6 months of Fiscal Year 2020, 16 clients have been assisted. For Fiscal year 2020 closeout, 33 clients were assisted. CDBG funding has been invaluable in assisting IRCs Project CHOP employment training program. Over the course of 12 months, the Project CHOP team delivered hands-on, culinary-based trainings for 33 low-income residents in the City of San Diego during the project term. Of these 33 enrollments, 20 individuals were enrolled into Project CHOPs Production Assistant training program that provided extended, paid, hands-on work experience. Five participants were enrolled in a Culinary Arts training program. And four participants were CHOP Union outreach event attendees. The IRC team was proud to serve a diverse group of female participants from all over the world, including the DR Congo, Syria, Sudan, Nigeria, Somalia, Ethiopia, Iran, Kenya, Mexico, Malaysia and Cuba. The Project CHOP model of hands-on, paid work experience continues to be a needed job readiness training model as 64% of Project CHOP participants have had either no formal education or only primary school education before arrival to the U.S. The programs paid work experience component continued to be a critical factor as 60% of participants had no earned income in their household. Pre-COVID, Project CHOP experienced tremendous business growth in FY20 in the form of business and special events catering. The increased sales provided our CHOP participants a much greater array of work experiences in the kitchen, more experience handling time pressure, and more opportunities to communicate with each other. Additionally, our team worked with participants in front of house roles for a pop-up cafe format which formed the seed for CHOPs business pivot to a Saturday cafe once COVID hit. In FY20, Project CHOP participants on average increased their Mock Interview Skills by 20% according to improvements in their Mock Interview Assessment scores. Additionally, CHOP participants increased their Job Readiness Assessment scores by 12% on average. The COVID pandemic and subsequent economic impact to the restaurant industry certainly impacted job opportunities for CHOP graduates this past spring and summer. As businesses have begun to open up, the CHOP team has found new job pipelines to employ our program graduates, particularly in the janitorial industry. On balance, Project CHOP has had a tremendously successful year of job placements nonetheless. In fact, looking at the 16 CHOP Production Assistant participants who were in our kitchen training pre-COVID, 12 of the 16 participants (76%) were successfully hired into new jobs with IRC assistance. Given social distancing requirements, the team was not able to conduct more CHOP Union events. While the FY20 ended with the challenging pivots brought on by COVID-19, the IRC team persevered and found new efficiencies working with our clients through technology.

IRC did not receive PPP funds in FY20.

PGM Year:	2019		
Project:	0002 - Workforce Development and Job Readiness		
IDIS Activity:	7345 - KITCHENS 4 GOOD-PROJECT LAUNCH-20		
Status:	Completed 10/27/2020 12:00:00 AM	Objective:	Create suitable living environments
Location:	404 Euclid Ave San Diego, CA 92114-2221	Outcome:	Availability/accessibility
		Matrix Code:	Employment Training (05H) National Objective: LMC

Activity to prevent, prepare for, and respond to Coronavirus: No

Initial Funding Date: 12/11/2019

Description:

Supports a culinary and baking apprenticeship program that prepares individuals with barriers to employment to launch their career in the culinary and baking industry.

Financing

	Fund Type	Grant Year	Grant	Funded Amount	Drawn In Program Year	Drawn Thru Program Year
CDBG	PI			\$120,000.00	\$92,875.83	\$92,875.83

Total	Total			\$120,000.00	\$92,875.83	\$92,875.83
--------------	--------------	--	--	---------------------	--------------------	--------------------

Proposed Accomplishments

People (General) : 150

Actual Accomplishments

Number assisted:

	Owner		Renter		Total		Person	
	Total	Hispanic	Total	Hispanic	Total	Hispanic	Total	Hispanic
White:	0	0	0	0	0	0	15	3
Black/African American:	0	0	0	0	0	0	16	0
Asian:	0	0	0	0	0	0	1	0
American Indian/Alaskan Native:	0	0	0	0	0	0	2	0
Native Hawaiian/Other Pacific Islander:	0	0	0	0	0	0	2	1
American Indian/Alaskan Native & White:	0	0	0	0	0	0	2	0
Asian White:	0	0	0	0	0	0	0	0
Black/African American & White:	0	0	0	0	0	0	0	0
American Indian/Alaskan Native & Black/African American:	0	0	0	0	0	0	1	0
Other multi-racial:	0	0	0	0	0	0	18	15
Asian/Pacific Islander:	0	0	0	0	0	0	0	0
Hispanic:	0	0	0	0	0	0	0	0
Total:	0	0	0	0	0	0	57	19
Female-headed Households:	0		0		0			

Income Category:

	Owner	Renter	Total	Person
Extremely Low	0	0	0	52
Low Mod	0	0	0	4
Moderate	0	0	0	1
Non Low Moderate	0	0	0	0
Total	0	0	0	57
Percent Low/Mod				100.0%

Annual Accomplishments

Years	Accomplishment Narrative	# Benefitting
--------------	---------------------------------	----------------------

2019

For the first 6 months of Fiscal Year 2020, 44 clients have been assisted. For Fiscal year 2020 closeout, 57 clients were assisted. CDBG funding supported the expansion of an ongoing program, Project Launch, a tuition-free, certified culinary apprenticeship program that benefits low- and moderate-income (LMI) San Diegans. Project Launch combines 12 weeks (360 hours) of hands-on culinary and hospitality training with life skills instruction, individual case management, and job placement. In addition, the program offers 2400 hours of paid, on-the-job training leading to apprenticeship certification. The training program takes place at a commercial kitchen space and events center located at 404 Euclid Ave, San Diego, CA 92114 in Council District 4 and is also part of the San Diego Promise Zone. CDBG funding specifically covered the salary of the Chef Instructor, a portion of the salary of the Career Coach and Case Manager. The Career Coach and Case Manager provided vital support to ensure that students trained were prepared for the workforce and received consistent monitoring, mentorship, and one-on-one personal and professional support during the first 18 months of employment. From July 2019 to March 2020, KFG enrolled a total of 57 city residents as apprentices in Project Launch. For the first three cohorts (pre-COVID) KFG maintained a 75% graduation rate from the program, and 85% maintained employment post-graduation at top restaurants including The Waters Grill, Bernardo Winery, Cueva Bar, Matarello Cooking Lab, Draft Republic, Starlite, and Leroy's. Unfortunately, due to COVID-19, in March 2020, all in-person culinary classes and new enrollment were paused, causing increased drop-out or non-completion of Class 20, and for KFG to miss enrollment for two additional culinary classes and the launch of its first baking class from March-June. For the apprentices who had been enrolled in March, KFG worked to keep them connected and learning from a distance by providing online daily life skills and career development class over Zoom. KFG also continued culinary education by providing all enrolled apprentices with weekly home-delivered culinary kits filled with ingredients, recipes, and cooking lessons, in partnership with MarketBox SD and Rouxbe, an accredited online culinary school. KFG also spent much of the spring supporting its alumni apprentices, many of whom had been laid off from their jobs at restaurants during the state quarantine. KFG's Career Coach and support staff conducted outreach to alumni apprentices to provide case management, connect them with resources, and prepare them to reenter the workforce. As the economy has begun to reopen, KFG is pleased to report that most alumni apprentices who had been furloughed have now been called back to work. KFG has also developed partnerships with new employer partners including hospitals, to-go restaurants, and commissary kitchens, allowing for ongoing job placement support services. KFG also spent April-June refining its curriculum and student evaluation tools in advance of its September relaunch.

PGM Year:	2019		
Project:	0002 - Workforce Development and Job Readiness		
IDIS Activity:	7346 - SD WORKFORCE PART-HIRE YTH-20		
Status:	Open	Objective:	Create suitable living environments
Location:	1200 3rd Ave San Diego, CA 92101-4110	Outcome:	Availability/accessibility
		Matrix Code:	Youth Services (05D) National Objective: LMC

Activity to prevent, prepare for, and respond to Coronavirus: No

Initial Funding Date: 06/23/2020

Description:

Engages opportunity youth in a 4-week paid work readiness training and provides for 150 hours of paid mentorship experience within various City departments.

Financing

	Fund Type	Grant Year	Grant	Funded Amount	Drawn In Program Year	Drawn Thru Program Year
CDBG	PI			\$313,000.00	\$246,658.00	\$246,658.00

Total	Total			\$313,000.00	\$246,658.00	\$246,658.00
--------------	--------------	--	--	---------------------	---------------------	---------------------

Proposed Accomplishments

People (General) : 95

Actual Accomplishments

Number assisted:

	Owner		Renter		Total		Person	
	Total	Hispanic	Total	Hispanic	Total	Hispanic	Total	Hispanic
White:	0	0	0	0	0	0	41	29
Black/African American:	0	0	0	0	0	0	40	1
Asian:	0	0	0	0	0	0	5	2
American Indian/Alaskan Native:	0	0	0	0	0	0	5	3
Native Hawaiian/Other Pacific Islander:	0	0	0	0	0	0	1	1
American Indian/Alaskan Native & White:	0	0	0	0	0	0	1	1
Asian White:	0	0	0	0	0	0	2	0
Black/African American & White:	0	0	0	0	0	0	1	0
American Indian/Alaskan Native & Black/African American:	0	0	0	0	0	0	3	1
Other multi-racial:	0	0	0	0	0	0	4	2
Asian/Pacific Islander:	0	0	0	0	0	0	0	0
Hispanic:	0	0	0	0	0	0	0	0
Total:	0	0	0	0	0	0	103	40
Female-headed Households:	0		0		0			

Income Category:

	Owner	Renter	Total	Person
Extremely Low	0	0	0	67
Low Mod	0	0	0	22
Moderate	0	0	0	14
Non Low Moderate	0	0	0	0
Total	0	0	0	103
Percent Low/Mod				100.0%

Annual Accomplishments

Years	Accomplishment Narrative	# Benefitting
2019	For the first 6 months of Fiscal Year 2020, 103 clients have been assisted.	
PGM Year:	2019	
Project:	0002 - Workforce Development and Job Readiness	
IDIS Activity:	7347 - SD WORKFORCE PART-C2C-20	

Status: Open
 Location: 1200 3rd Ave San Diego, CA 92101-4110

Objective: Create suitable living environments
 Outcome: Availability/accessibility
 Matrix Code: Youth Services (05D)

National Objective: LMC

Activity to prevent, prepare for, and respond to Coronavirus: No

Initial Funding 06/23/2020

Description:

Continues to provide gap funding for an existing program sponsored by the City's Economic Development Department, focused on supporting opportunity youth.

Financing

	Fund Type	Grant Year	Grant	Funded Amount	Drawn In Program Year	Drawn Thru Program Year
CDBG	PI			\$225,000.00	\$105,266.00	\$105,266.00
Total	Total			\$225,000.00	\$105,266.00	\$105,266.00

Proposed Accomplishments

People (General) : 125

Actual Accomplishments

Number assisted:

	Owner		Renter		Total		Person	
	Total	Hispanic	Total	Hispanic	Total	Hispanic	Total	Hispanic
White:	0	0	0	0	0	0	0	0
Black/African American:	0	0	0	0	0	0	0	0
Asian:	0	0	0	0	0	0	0	0
American Indian/Alaskan Native:	0	0	0	0	0	0	0	0
Native Hawaiian/Other Pacific Islander:	0	0	0	0	0	0	0	0
American Indian/Alaskan Native & White:	0	0	0	0	0	0	0	0
Asian White:	0	0	0	0	0	0	0	0
Black/African American & White:	0	0	0	0	0	0	0	0
American Indian/Alaskan Native & Black/African American:	0	0	0	0	0	0	0	0
Other multi-racial:	0	0	0	0	0	0	0	0
Asian/Pacific Islander:	0	0	0	0	0	0	0	0
Hispanic:	0	0	0	0	0	0	0	0
Total:	0	0	0	0	0	0	0	0

Female-headed Households:

0 0 0

Income Category:

	Owner	Renter	Total	Person
Extremely Low	0	0	0	0
Low Mod	0	0	0	0

Black/African American & White:	0	0	0	0	0	0	0	0
American Indian/Alaskan Native & Black/African American:	0	0	0	0	0	0	0	0
Other multi-racial:	0	0	0	0	0	0	0	0
Asian/Pacific Islander:	0	0	0	0	0	0	0	0
Hispanic:	0	0	0	0	0	0	0	0
Total:	0	0	0	0	0	0	0	0

Female-headed Households: 0 0 0

Income Category:

	Owner	Renter	Total	Person
Extremely Low	0	0	0	0
Low Mod	0	0	0	0
Moderate	0	0	0	0
Non Low Moderate	0	0	0	0
Total	0	0	0	0

Percent Low/Mod

Annual Accomplishments

No data returned for this view. This might be because the applied filter excludes all data.

PGM Year:	2019
Project:	0008 - Public Infrastructure Improvements
IDIS Activity:	7350 - CITY SD SE MINI PARK IMP-20

Status:	Open	Objective:	Create suitable living environments
Location:	4105 Gamma St San Diego, CA 92113-4115	Outcome:	Availability/accessibility
		Matrix Code:	Parks, Recreational Facilities (03F)
		National Objective:	LMA

Activity to prevent, prepare for, and respond to Coronavirus: No

Initial Funding 08/29/2019

Description:
 Provides for the replacement of playground equipment, paths of travel, picnic tables and benches at four mini parks (Island Ave., Clay Ave., J St., Gamma St.) within the Southeastern Community Planning Area.
 The proposed improvement will make each park location ADA accessible.

Financing

	Fund Type	Grant Year	Grant	Funded Amount	Drawn In Program Year	Drawn Thru Program Year
CDBG	EN	2017	B17MC060542	\$2,600,000.00	\$0.00	\$0.00
		2019	B19MC060542	\$1,000,000.00	\$0.00	\$0.00

American Indian/Alaskan Native & White:	0	0	0	0	0	0	0	0
Asian White:	0	0	0	0	0	0	2	0
Black/African American & White:	0	0	0	0	0	0	0	0
American Indian/Alaskan Native & Black/African American:	0	0	0	0	0	0	1	0
Other multi-racial:	0	0	0	0	0	0	7	5
Asian/Pacific Islander:	0	0	0	0	0	0	0	0
Hispanic:	0	0	0	0	0	0	0	0
Total:	0	0	0	0	0	0	820	208

Female-headed Households: 0 0 0

Income Category:

	Owner	Renter	Total	Person
Extremely Low	0	0	0	820
Low Mod	0	0	0	0
Moderate	0	0	0	0
Non Low Moderate	0	0	0	0
Total	0	0	0	820
Percent Low/Mod				100.0%

Annual Accomplishments

Years	Accomplishment Narrative	# Benefitting
--------------	---------------------------------	----------------------

2019	For Fiscal Year 2020 closeout, 820 clients were assisted. During the July 2019 - February 2020 project period, La Maestras homeless outreach team participated in 66 street outreach and mobile clinic events throughout the City of San Diego. Through these events, the organization assisted approximately 820 homeless individuals and families by distributing hygiene kits, educational materials, and providing case management services for those requesting additional resources such as La Maestras Heathy Choices Food Pantry and public enrollment assistance. Program staff also worked closely with the organizations mobile clinic to offer health screenings and referrals to medical, dental, and behavioral health services.	
------	--	--

Unfortunately, due to unforeseen circumstances caused by the COVID-19 pandemic, La Maestra was forced to cancel all previously scheduled outreach activities following the advice of the Center of Disease Control and Prevention (CDC) and other regulatory health agencies. As of March 2020, the homeless outreach team pivoted its focus to offer support to the organizations COVID-19 response efforts. In order to ensure everyone's safety and reduce the risk of transmission, community health workers (CHWs) helped administer universal screenings to all patients entering the clinic for appointments requiring in-person visits. Outreach staff also temporarily aided La Maestras on-site pharmacy with home deliveries and provided front desk support to the walk-in clinic.

PGM Year: 2019
 Nevertheless, La Maestra's homeless outreach team remained committed to meet the most vulnerable populations' needs during the pandemic. As of 2019

Project: 0007 - Homelessness - CDBG

IDIS Activity: 7352 - FATHER JOES'S VILLAGES-HOPE-20

Status: Open
 Location: 3350 E St San Diego, CA 92102-3332

Objective: Create suitable living environments
 Outcome: Availability/accessibility
 Matrix Code: Health Services (05M)

National Objective: LMC

Activity to prevent, prepare for, and respond to Coronavirus: No

Initial Funding 12/11/2019

Description:

Expands outreach in the community to establish relationships with homeless individuals, and connections to the SVDP healthcare clinic.

Financing

	Fund Type	Grant Year	Grant	Funded Amount	Drawn In Program Year	Drawn Thru Program Year
CDBG	EN	Pre-2015		\$14,230.73	\$0.00	\$0.00
	PI			\$43,936.27	\$32,596.37	\$32,596.37
Total	Total			\$58,167.00	\$32,596.37	\$32,596.37

Proposed Accomplishments

People (General) : 50

Actual Accomplishments

Number assisted:

	Owner		Renter		Total		Person	
	Total	Hispanic	Total	Hispanic	Total	Hispanic	Total	Hispanic
White:	0	0	0	0	0	0	49	1
Black/African American:	0	0	0	0	0	0	26	0
Asian:	0	0	0	0	0	0	0	0
American Indian/Alaskan Native:	0	0	0	0	0	0	2	0
Native Hawaiian/Other Pacific Islander:	0	0	0	0	0	0	0	0
American Indian/Alaskan Native & White:	0	0	0	0	0	0	0	0
Asian White:	0	0	0	0	0	0	0	0
Black/African American & White:	0	0	0	0	0	0	0	0
American Indian/Alaskan Native & Black/African American:	0	0	0	0	0	0	0	0
Other multi-racial:	0	0	0	0	0	0	21	3
Asian/Pacific Islander:	0	0	0	0	0	0	0	0
Hispanic:	0	0	0	0	0	0	0	0
Total:	0	0	0	0	0	0	98	4

Female-headed Households:

0 0 0

Income Category:

	Owner	Renter	Total	Person
Extremely Low	0	0	0	98

Asian White:	0	0	0	0	0	0	0	0
Black/African American & White:	0	0	0	0	0	0	0	0
American Indian/Alaskan Native & Black/African American:	0	0	0	0	0	0	1	0
Other multi-racial:	0	0	0	0	0	0	0	0
Asian/Pacific Islander:	0	0	0	0	0	0	0	0
Hispanic:	0	0	0	0	0	0	0	0
Total:	0	0	0	0	0	0	38	6

Female-headed Households: 0 0 0

Income Category:

	Owner	Renter	Total	Person
Extremely Low	0	0	0	38
Low Mod	0	0	0	0
Moderate	0	0	0	0
Non Low Moderate	0	0	0	0
Total	0	0	0	38
Percent Low/Mod				100.0%

Annual Accomplishments

Years	Accomplishment Narrative	# Benefitting
2019	For the first 6 months of Fiscal Year 2020, 38 clients have been assisted.	
PGM Year:	2019	
Project:	0007 - Homelessness - CDBG	
IDIS Activity:	7354 - WESLEY HOUSE 2ND START-20	
Status:	Open	Objective: Create suitable living environments
Location:	5710 Hardy Ave San Diego, CA 92115-1363	Outcome: Availability/accessibility
		Matrix Code: Other Public Services Not Listed in 05A- ----- National Objective: LMC

Activity to prevent, prepare for, and respond to Coronavirus: No

Initial Funding 12/11/2019

Description:
Serves systemically marginalized college students by providing no-cost housing for one year, along with support services and programs to college students experiencing homelessness.

Financing

	Fund Type	Grant Year	Grant	Funded Amount	Drawn In Program Year	Drawn Thru Program Year
CDBG	PI			\$50,000.00	\$38,686.28	\$38,686.28

Total	Total			\$50,000.00	\$38,686.28	\$38,686.28
--------------	--------------	--	--	--------------------	--------------------	--------------------

Proposed Accomplishments

People (General) : 8

Actual Accomplishments

Number assisted:

	Owner		Renter		Total		Person	
	Total	Hispanic	Total	Hispanic	Total	Hispanic	Total	Hispanic
White:	0	0	0	0	0	0		0
Black/African American:	0	0	0	0	0	0	1	0
Asian:	0	0	0	0	0	0	0	0
American Indian/Alaskan Native:	0	0	0	0	0	0	0	0
Native Hawaiian/Other Pacific Islander:	0	0	0	0	0	0	0	0
American Indian/Alaskan Native & White:	0	0	0	0	0	0	0	0
Asian White:	0	0	0	0	0	0	0	0
Black/African American & White:	0	0	0	0	0	0	0	0
American Indian/Alaskan Native & Black/African American:	0	0	0	0	0	0	0	0
Other multi-racial:	0	0	0	0	0	0	3	2
Asian/Pacific Islander:	0	0	0	0	0	0	0	0
Hispanic:	0	0	0	0	0	0	0	0
Total:	0	0	0	0	0	0	4	2
Female-headed Households:	0		0		0			

Income Category:

	Owner	Renter	Total	Person
Extremely Low	0	0	0	3
Low Mod	0	0	0	1
Moderate	0	0	0	0
Non Low Moderate	0	0	0	0
Total	0	0	0	4
Percent Low/Mod				100.0%

Annual Accomplishments

Years	Accomplishment Narrative	# Benefitting
--------------	---------------------------------	----------------------

2019

For the first 6 months of 2020, 4 clients have been assisted. For Fiscal Year 2020 closeout, 4 clients were assisted. CDBG-paid activities conducted during the implementation period included offering more varied, targeted, and intensive programs and support services for our student residents at Wesley House. In order to meet this goal, as well as the significantly increased student resident needs that arose due to the pandemic, our Housing Services Coordinator was moved from part-time to full-time status. These additional hours allowed staff to respond to emergent student resident needs in a timely manner and offer the one on one assistance needed to keep our student residents in school and on track to graduate during this unprecedented time. We also utilized funds to complete our first financial audit, which allowed us to apply for additional funding opportunities we would have otherwise not qualified for without an audit.

The most exciting client benefits that resulted from the activities and services provided is that three of our Wesley House student residents graduated college in May 2020, successfully completing the most unique and challenging semester of their college career! All graduates reported that they would not have been able to stay in school or graduate without the unique supportive housing model that Wesley House provides. One of our recent graduates just informed us that she was accepted into her first-choice medical school. Two of our graduates have been offered jobs in their field of study and they have also secured independent housing. We are thrilled to report that, despite the pandemic, our student residents and alumni are still able to thrive due to the support services and access to resources we offer as part of our unique and dynamic service model. Wesley House was deeply appreciative of this new partnership with The City of San Diego for allowing to meet their mission and enact meaningful change for the students they serve.

PGM Year:	2019		
Project:	0007 - Homelessness - CDBG		
IDIS Activity:	7355 - SD HSG COMM-DAY CENTER-20		
Status:	Completed 11/2/2020 12:00:00 AM	Objective:	Create suitable living environments
Location:	1122 Broadway Ste 300 Suite 300 San Diego, CA 92101-5629	Outcome:	Availability/accessibility
		Matrix Code:	Operating Costs of Homeless/AIDS National Objective: LMC

Activity to prevent, prepare for, and respond to Coronavirus: No

Initial Funding Date: 12/19/2019

Description:

Provides supportive services to homeless adults within the City of San Diego. Offers daily access to laundry, mail, internet, and storage space as well as mental-health and substance-abuse treatment.

Financing

	Fund Type	Grant Year	Grant	Funded Amount	Drawn In Program Year	Drawn Thru Program Year
CDBG	PI			\$541,250.00	\$279,045.56	\$279,045.56
Total	Total			\$541,250.00	\$279,045.56	\$279,045.56

Proposed Accomplishments

People (General) : 2,000

Actual Accomplishments

Number assisted:

	Owner		Renter		Total		Person	
	Total	Hispanic	Total	Hispanic	Total	Hispanic	Total	Hispanic
White:	0	0	0	0	0	0	5,501	2,041

Black/African American:	0	0	0	0	0	0	2,321	121
Asian:	0	0	0	0	0	0	140	12
American Indian/Alaskan Native:	0	0	0	0	0	0	161	51
Native Hawaiian/Other Pacific Islander:	0	0	0	0	0	0	119	24
American Indian/Alaskan Native & White:	0	0	0	0	0	0	28	6
Asian White:	0	0	0	0	0	0	14	2
Black/African American & White:	0	0	0	0	0	0	36	9
American Indian/Alaskan Native & Black/African American:	0	0	0	0	0	0	12	4
Other multi-racial:	0	0	0	0	0	0	56	24
Asian/Pacific Islander:	0	0	0	0	0	0	0	0
Hispanic:	0	0	0	0	0	0	0	0
Total:	0	0	0	0	0	0	8,388	2,294

Female-headed Households: 0 0 0 0 0 0

Income Category:

	Owner	Renter	Total	Person
Extremely Low	0	0	0	7,895
Low Mod	0	0	0	493
Moderate	0	0	0	0
Non Low Moderate	0	0	0	0
Total	0	0	0	8,388
Percent Low/Mod				100.0%

Annual Accomplishments

Years	Accomplishment Narrative	# Benefiting
-------	--------------------------	--------------

2019

For Fiscal Year 2020 closeout, 8388 clients were assisted. A Summary of Annual Outcome Successes:

- The Day Center exceeded all contractual obligations for the year 2019-20
- The Day Center facilitated multiple clients entries to the Convention Center
- The Day Center did 3,584 mail pickups this month a new record
- The Day Center served 8,388 unduplicated clients fiscal year 2019-20
- Showers provided: 30,914
- Laundry provided: 4,065 cycles
- Computer access (before COVID shut down in March): 5,805
- Mail pickups: 36,512
- Secured storages: 1,036
- 1,032 persons Case Managed by 1 CM

Day Center Case Managers saw 65 clients for 68 meetings in June despite a lack of face to face meetings and social distancing. A primary focus of case management was getting people into the Convention Center and into housing from there. An example of case management successes this month include:

Client is a 35 year old male who came to the Day Center with his wife seeking shelter services and did not know the resources in San Diego. They were referred to a Case Manager on site where he disclosed that this was their first time homeless and that they had been homeless for a month. They informed the Case Manager that they came to San Diego from San Jose where they lost their housing due to their landlady catching COVID-19. They reported that they came to San Diego because they heard there was more homeless resources and they had been sleeping in their car but were scared of getting a ticket from the police or getting towed. CM referred both clients to JFS Safe Parking Program so they could continue to sleep in their car without the fear of getting a parking ticket and work toward housing. They have not returned to the Day Center since 6/1/20. A 48 year old female came to the Day Center seeking shelter services. She stated that she did not know anything about being homeless in San Diego so she was referred to a Case Manager. She reported that this was her first time homeless and that tonight would be her first night on the street. She stated that she was living with a roommate but the roommate no longer wanted to live with her and she could not afford the rent on her own. She informed staff that she had been trying to enter the Convention Center with Alpha Project for 2 weeks and was always told they were full. She disclosed that she was diagnosed with diabetes and kidney failure and was actively on dialysis. Due to the clients medical conditions she was referred to the PMC where she completed intake and continues to stay.

PGM Year:	2019		
Project:	0007 - Homelessness - CDBG		
IDIS Activity:	7356 - SD HSG COMM-CONNECTIONS-20		
Status:	Open	Objective:	Create suitable living environments
Location:	1122 Broadway Ste 300 Suite 300 San Diego, CA 92101-5629	Outcome:	Availability/accessibility
		Matrix Code:	Operating Costs of Homeless/AIDS
		National Objective:	LMC

Activity to prevent, prepare for, and respond to Coronavirus: No

Initial Funding Date: 12/19/2019

Description:

Funds a partnership between the City, SDHC, PATH, and Alpha Project that operates 365 days a year and provides a combination of short-term interim beds and supportive services to homeless men and women living on the streets of downtown San Diego.

Financing

	Fund Type	Grant Year	Grant	Funded Amount	Drawn In Program Year	Drawn Thru Program Year
CDBG	PI			\$303,575.00	\$142,746.92	\$142,746.92
Total	Total			\$303,575.00	\$142,746.92	\$142,746.92

Proposed Accomplishments

People (General) : 450

Actual Accomplishments

Number assisted:

	Owner		Renter		Total		Person	
	Total	Hispanic	Total	Hispanic	Total	Hispanic	Total	Hispanic
White:	0	0	0	0	0	0	233	69
Black/African American:	0	0	0	0	0	0	88	6
Asian:	0	0	0	0	0	0	2	1
American Indian/Alaskan Native:	0	0	0	0	0	0	4	0
Native Hawaiian/Other Pacific Islander:	0	0	0	0	0	0	3	0
American Indian/Alaskan Native & White:	0	0	0	0	0	0	2	2
Asian White:	0	0	0	0	0	0	0	0
Black/African American & White:	0	0	0	0	0	0	3	0
American Indian/Alaskan Native & Black/African American:	0	0	0	0	0	0	0	0
Other multi-racial:	0	0	0	0	0	0	6	1
Asian/Pacific Islander:	0	0	0	0	0	0	0	0
Hispanic:	0	0	0	0	0	0	0	0
Total:	0	0	0	0	0	0	341	79
Female-headed Households:	0		0		0			

Income Catearv:

	Owner	Renter	Total	Person
Extremely Low	0	0	0	341
Low Mod	0	0	0	0
Moderate	0	0	0	0
Non Low Moderate	0	0	0	0
Total	0	0	0	341
Percent Low/Mod				100.0%

Annual Accomplishments

Years	Accomplishment Narrative	# Benefitting
-------	--------------------------	---------------

2019	<p>For Fiscal Year 2020 closeout report, 341 clients were assisted through CDBG funding. PATH Connections Interim Housing aims to provide safe, low-barrier, interim housing with stabilization and supportive services to prepare individuals for appropriate permanent and longer-term housing options. All clients enrolled in the program are offered individualized case management focused on securing and/or increasing benefits/entitlements/income, providing resources and referrals for mental health services/primary care/legal assistance, identifying individual strengths/sources of support and securing permanent or longer-term housing.</p>	
------	---	--

During FY2020, PATH served 341 new clients and exited 292. Of these 292 exits, 110 were to permanent housing and 9 were to transitional housing. PATH provided a total of 39,752 bed nights to predominantly non-Hispanic white individuals with extremely low income levels.

Although the program experienced many client successes, two of the most memorable stories from the past year are below:

On February21, PATH Connections Interim Housing moved a client into the Peachtree Inn using his RRH subsidy. The client had been living at the shelter since January 2019 and reported 12 years of street homelessness prior to program enrollment. He was connected to the WPW program in July 2019 and Salvation Army RRH program in October 2019. However, even with the extensive support from these programs and the PATH Connections team, this client experienced many barriers to housing due to a previous eviction, debts in collections and numerous bike accidents resulting in many medical issues. After being rejected by Golden West and Trolley Court, he was finally accepted to Peachtree Inn. Client is still working with his WPW team and reports that he and his beloved cat, Sadie, are doing well.

On December31, a resident exited Interim as she was accepted into a transitional housing program with Solutions For Change. Client was several months into her pregnancy and was seeking a program where she and her partner could raise the child together. The program offers parenting classes, life skills classes, job skills training and counseling to assist families in becoming healthy and independent. Clients Case Manager assisted client in finding this placement and submitting her application.

PGM Year:	2019
Project:	0007 - Homelessness - CDBG
IDIS Activity:	7357 - SD HSG COMM-CORTEZ-20

Status:	Open	Objective:	Create suitable living environments
Location:	1122 Broadway Ste 300 Suite 300 San Diego, CA 92101-5629	Outcome:	Availability/accessibility
		Matrix Code:	Operating Costs of Homeless/AIDS
		National Objective:	LMC

Activity to prevent, prepare for, and respond to Coronavirus: No

Initial Funding Date: 12/19/2019

Description:
Provides short-term shelter and supportive services to homeless families so that they can overcome barriers to achieving self-sufficiency such as income and permanent housing.

Financing

	Fund Type	Grant Year	Grant	Funded Amount	Drawn In Program Year	Drawn Thru Program Year
--	-----------	------------	-------	---------------	-----------------------	-------------------------

CDBG	PI			\$205,902.00	\$87,734.96	\$87,734.96
Total	Total			\$205,902.00	\$87,734.96	\$87,734.96

Proposed Accomplishments

People (General) : 135

Actual Accomplishments

Number assisted:

	Owner		Renter		Total		Person	
	Total	Hispanic	Total	Hispanic	Total	Hispanic	Total	Hispanic
White:	0	0	0	0	0	0	0	0
Black/African American:	0	0	0	0	0	0	0	0
Asian:	0	0	0	0	0	0	0	0
American Indian/Alaskan Native:	0	0	0	0	0	0	0	0
Native Hawaiian/Other Pacific Islander:	0	0	0	0	0	0	0	0
American Indian/Alaskan Native & White:	0	0	0	0	0	0	0	0
Asian White:	0	0	0	0	0	0	0	0
Black/African American & White:	0	0	0	0	0	0	0	0
American Indian/Alaskan Native & Black/African American:	0	0	0	0	0	0	0	0
Other multi-racial:	0	0	0	0	0	0	0	0
Asian/Pacific Islander:	0	0	0	0	0	0	0	0
Hispanic:	0	0	0	0	0	0	0	0
Total:	0	0	0	0	0	0	0	0
Female-headed Households:	0		0		0			

Income Category:

	Owner	Renter	Total	Person
Extremely Low	0	0	0	0
Low Mod	0	0	0	0
Moderate	0	0	0	0
Non Low Moderate	0	0	0	0
Total	0	0	0	0
Percent Low/Mod				

Annual Accomplishments

No data returned for this view. This might be because the applied filter excludes all data.

PGM Year: 2019
Project: 0007 - Homelessness - CDBG
IDIS Activity: 7358 - SD HSG COMM-INTERIM HOUSING-20

Status: Completed 11/12/2020 12:00:00 AM
 Location: 1122 Broadway Ste 300 Suite 300 San Diego, CA 92101-5629

Objective: Create suitable living environments
 Outcome: Availability/accessibility
 Matrix Code: Operating Costs of Homeless/AIDS
 National Objective: LMC

Activity to prevent, prepare for, and respond to Coronavirus: No

Initial Funding 12/19/2019

Description:

Provides interim housing and supportive services designed to help facilitate stabilization and exits to longer term or permanent housing for homeless single adults.

Financing

	Fund Type	Grant Year	Grant	Funded Amount	Drawn In Program Year	Drawn Thru Program Year
CDBG	PI			\$267,350.97	\$105,614.43	\$105,614.43
Total	Total			\$267,350.97	\$105,614.43	\$105,614.43

Proposed Accomplishments

People (General) : 1,390

Actual Accomplishments

Number assisted:

	Owner		Renter		Total		Person	
	Total	Hispanic	Total	Hispanic	Total	Hispanic	Total	Hispanic
White:	0	0	0	0	0	0	880	283
Black/African American:	0	0	0	0	0	0	394	18
Asian:	0	0	0	0	0	0	37	5
American Indian/Alaskan Native:	0	0	0	0	0	0	26	5
Native Hawaiian/Other Pacific Islander:	0	0	0	0	0	0	22	4
American Indian/Alaskan Native & White:	0	0	0	0	0	0	5	1
Asian White:	0	0	0	0	0	0	0	0
Black/African American & White:	0	0	0	0	0	0	8	0
American Indian/Alaskan Native & Black/African American:	0	0	0	0	0	0	0	0
Other multi-racial:	0	0	0	0	0	0	12	2
Asian/Pacific Islander:	0	0	0	0	0	0	0	0
Hispanic:	0	0	0	0	0	0	0	0
Total:	0	0	0	0	0	0	1,384	318

Female-headed Households: 0

Income Category:

	Owner	Renter	Total	Person
Extremely Low	0	0	0	1,053
Low Mod	0	0	0	330

Moderate	0	0	0	0
Non Low Moderate	0	0	0	1
Total	0	0	0	1,384
Percent Low/Mod				99.9%

Annual Accomplishments

Years	Accomplishment Narrative	# Benefitting
-------	--------------------------	---------------

2019 For Fiscal Year 2020 closeout, 1384 clients were assisted. The FJV Interim Housing Program operated all operational days during the 2019 grant year providing 350 beds of low barrier shelter, which includes 50 HOT beds until April 6, 2020. The Interim Housing transformed to an emergency shelter dedicated for at risk clients. It offered 175 beds starting April 7, 2020 to June 31, 2020. The bed criteria is homeless single adult at high risk for COVID-19: 65+, any age with lung/heart conditions or with mobility issues and must be able to meet ADLs. The FJV Interim Housing served 849 and HOT served 646 clients during the 2019 grant year. There was a decrease in Veterans served when the Veterans Temporary Bridge Shelter opened in December 2017. For the months of July, August, September 2019, an average of 18 new Veterans were served monthly; for the months of October, November, and December 2019, an average of 8; for the months of January, February, and March 2020, an average of 12; and none for the months of March, April, and May 2020. Matches to resources in CES continue to take extended time during the first half of the year. HN updated clients Universal Data Element (UDE) and assessment in Clarity. During the pandemic, Housing Navigators had tele-case management meetings with the clients and screened them for COVID-19 symptoms. Housing Navigators attended weekly case conference meeting with the RTFH and HN meeting with the SDHC. Housing Navigators coordinated services and ensured that clients attend virtually or tele-meetings with the providers. FJV Housing Navigation accomplished the following for the 2019 grant year, July 1, 2019 to June 30, 2020:

Housing Navigation Meetings 4,423

Exit to PH/LTH 237 individuals exited to permanent housing and 26 individuals exited to transitional housing. On the outreach front, FJV Outreach FJV Outreach Worker determines client with whom they are working in appropriate for a PMC bed based on the PMC bed criteria. The Outreach Team also coordinates with VVSD to provide resources to unsheltered individuals and families throughout the City of San Diego. Coordinated outreach events occur on Tuesdays and Thursdays designating different City Council Districts to be covered. A data mapping/survey software system has been implemented with the assistance of SanGIS.

PGM Year:	2019
Project:	0003 - Community and Public Services
IDIS Activity:	7359 - ALMA COMM-ACC PARENTING-20

Status:	Open	Objective:	Create suitable living environments
Location:	PO Box 13602 San Diego, CA 92170-3602	Outcome:	Availability/accessibility
		Matrix Code:	Mental Health Services (050) National Objective: LMC

Activity to prevent, prepare for, and respond to Coronavirus: No

Initial Funding Date: 12/11/2019

Description:

Provides Parenting Seminars at two elementary schools in Greater Logan Heights and expand into a third elementary school in order to educate families on mental health.

Financing

	Fund Type	Grant Year	Grant	Funded Amount	Drawn In Program Year	Drawn Thru Program Year
CDBG	EN	Pre-2015		\$12,062.49	\$0.00	\$0.00
	PI			\$37,937.51	\$33,021.21	\$33,021.21
Total	Total			\$50,000.00	\$33,021.21	\$33,021.21

Proposed Accomplishments

People (General) : 35

Actual Accomplishments

Number assisted:

	Owner		Renter		Total		Person	
	Total	Hispanic	Total	Hispanic	Total	Hispanic	Total	Hispanic
White:	0	0	0	0	0	0	6	0
Black/African American:	0	0	0	0	0	0	1	0
Asian:	0	0	0	0	0	0	0	0
American Indian/Alaskan Native:	0	0	0	0	0	0	0	0
Native Hawaiian/Other Pacific Islander:	0	0	0	0	0	0	0	0
American Indian/Alaskan Native & White:	0	0	0	0	0	0	0	0
Asian White:	0	0	0	0	0	0	0	0
Black/African American & White:	0	0	0	0	0	0	0	0
American Indian/Alaskan Native & Black/African American:	0	0	0	0	0	0	0	0
Other multi-racial:	0	0	0	0	0	0	20	0
Asian/Pacific Islander:	0	0	0	0	0	0	0	0
Hispanic:	0	0	0	0	0	0	0	0
Total:	0	0	0	0	0	0	27	0
Female-headed Households:	0		0		0			

Income Cateagory:

	Owner	Renter	Total	Person
Extremely Low	0	0	0	19
Low Mod	0	0	0	6
Moderate	0	0	0	2
Non Low Moderate	0	0	0	0
Total	0	0	0	27
Percent Low/Mod				100.0%

Annual Accomplishments

Years	Accomplishment Narrative	# Benefitting
2019	For the first half of Fiscal Year 2020, 27 clients have been assisted.	

Black/African American:	0	0	0	0	0	0	12	1
Asian:	0	0	0	0	0	0	47	4
American Indian/Alaskan Native:	0	0	0	0	0	0	4	3
Native Hawaiian/Other Pacific Islander:	0	0	0	0	0	0	1	0
American Indian/Alaskan Native & White:	0	0	0	0	0	0	0	0
Asian White:	0	0	0	0	0	0	14	2
Black/African American & White:	0	0	0	0	0	0	0	0
American Indian/Alaskan Native & Black/African American:	0	0	0	0	0	0	0	0
Other multi-racial:	0	0	0	0	0	0	40	26
Asian/Pacific Islander:	0	0	0	0	0	0	0	0
Hispanic:	0	0	0	0	0	0	0	0
Total:	0	0	0	0	0	0	206	74

Female-headed Households: 0 0 0 0

Income Category:

	Owner	Renter	Total	Person
Extremely Low	0	0	0	53
Low Mod	0	0	0	43
Moderate	0	0	0	27
Non Low Moderate	0	0	0	83
Total	0	0	0	206
Percent Low/Mod				59.7%

Annual Accomplishments

Years	Accomplishment Narrative	# Benefiting
-------	--------------------------	--------------

2019

As of December 2019, 142 clients have been assisted. For Fiscal Year 2020 closeout report, 206 clients were assisted. The Library NEXT STEAM Programs funded through CDBG served students in STEAM field subjects. The programs were well received and were hosted in 11 LMI San Diego communities. Students from 3rd through 12th grade participate in a variety of subjects, such as Python Programming, The Intertidal Zone: Where Land Meets Sea, Quest for Space (students perform science experiments, send them to the International Space Station and then receive their results), Virtual Exploration for a Sustainable World, Stephen Hawking: Dark Holes and the Science of Space and Time, among many others. There were 62 different subjects that the Youth Services Librarians could choose from after determining which courses their local community desired. This was determined by outreach in to the community, parent input, and student input in conjunction with statistical data from previous programs.

Library NEXt was also host to several six-session Admit One series throughout the 9 months that the Library was open. These SAT Test Prep courses were always full with an overflow of students on waiting lists. These students were accepted on first come first-served basis and with the ones who did not get in given top priority for the next series. The students took both pre-and post-tests to determine their their strengths and weaknesses to allow for studying in more concentrated areas. There were students in grades 9-12 who participated. Finally, Library NEXt hosted three Program Your Future series. These programs run for 9 months in a series of 3 sections focusing on coding and programming. Programs such as HTML5, Javascript, IOS and more were taught. This pram is for High School aged youth and offers them an opportunity to be taught relevant programming by industry experts, professional workforce training, Certification from UCSD Extension and 3 units of pre-college credit for completing all three sections.

The third series, hosted by the San Ysidro Branch Library was unfortunately cut short due to COVID-19 and Library closures. After we reopen and it is safe to host programs, we fully intend to repeat this program at the San Ysidro Library, giving the youth who attended previously priority. A new addition to this course this past year was the opportunity for parents to attend. While they were not official students, they could join their teen whenever possible to be able to gain knowledge of the programs and spend time with their teen in a positive environment. Aside from the courses being cut short mid-March, the programs were a great success. We had many repeat students but we also had many new ones. We saw some students move from the middle school STEAM courses to the High School ones, taking advantage of the Admit One SAT Test Preparation courses in anticipation of applying for colleges and universities. There was definitely a strengthened awareness of these invaluable opportunities to be taken advantage of at local libraries.

PGM Year:	2019
Project:	0003 - Community and Public Services
IDIS Activity:	7362 - FAMILY HLTH CTR-SAFE POINT SD-20

Status:	Open	Objective:	Create suitable living environments
Location:	823 Gateway Center Way San Diego, CA 92102-4541	Outcome:	Availability/accessibility
		Matrix Code:	Substance Abuse Services (05F) National Objective: LMC

Activity to prevent, prepare for, and respond to Coronavirus: No

Initial Funding Date: 12/11/2019

Description:

Funds an evidence-based intervention that engages individuals struggling with substance use disorder "where they". Provides harm reduction supplies and education to prevent infection transmission.

Financing

	Fund Type	Grant Year	Grant	Funded Amount	Drawn In Program Year	Drawn Thru Program Year
CDBG	EN	Pre-2015		\$11,668.16	\$0.00	\$0.00
	PI			\$138,331.84	\$45,405.23	\$45,405.23
Total	Total			\$150,000.00	\$45,405.23	\$45,405.23

Proposed Accomplishments

People (General) : 1,544

Actual Accomplishments

Number assisted:

	Owner		Renter		Total		Person	
	Total	Hispanic	Total	Hispanic	Total	Hispanic	Total	Hispanic
White:	0	0	0	0	0	0		0
Black/African American:	0	0	0	0	0	0	0	0
Asian:	0	0	0	0	0	0	0	0
American Indian/Alaskan Native:	0	0	0	0	0	0	0	0
Native Hawaiian/Other Pacific Islander:	0	0	0	0	0	0	0	0
American Indian/Alaskan Native & White:	0	0	0	0	0	0	0	0
Asian White:	0	0	0	0	0	0	0	0
Black/African American & White:	0	0	0	0	0	0	0	0
American Indian/Alaskan Native & Black/African American:	0	0	0	0	0	0	0	0
Other multi-racial:	0	0	0	0	0	0	0	0
Asian/Pacific Islander:	0	0	0	0	0	0	0	0
Hispanic:	0	0	0	0	0	0	0	0
Total:	0	0	0	0	0	0	0	0
Female-headed Households:	0		0		0			

Income Cateagory:

	Owner	Renter	Total	Person
Extremely Low	0	0	0	0
Low Mod	0	0	0	0
Moderate	0	0	0	0
Non Low Moderate	0	0	0	0
Total	0	0	0	0
Percent Low/Mod				

Annual Accomplishments

No data returned for this view. This might be because the applied filter excludes all data.

PGM Year: 2019

Project: 0003 - Community and Public Services
IDIS Activity: 7363 - KAREN ORGANIZATION OF SD-20

Status: Completed 10/28/2020 12:00:00 AM **Objective:** Create suitable living environments
Location: 5354 University Ave Suite 1 San Diego, CA 92105-2204 **Outcome:** Availability/accessibility
Matrix Code: Other Public Services Not Listed in 05A- **National Objective:** LMC

Activity to prevent, prepare for, and respond to Coronavirus: No

Initial Funding Date: 12/11/2019

Description:
 Provides case management, employment services, support groups, and community education to create a sustainable support system that assists refugees from Burma reach self-sufficiency.

Financing

	Fund Type	Grant Year	Grant	Funded Amount	Drawn In Program Year	Drawn Thru Program Year
CDBG	PI			\$55,972.00	\$42,556.48	\$42,556.48
Total	Total			\$55,972.00	\$42,556.48	\$42,556.48

Proposed Accomplishments

People (General) : 300

Actual Accomplishments

Number assisted:

	Owner		Renter		Total		Person	
	Total	Hispanic	Total	Hispanic	Total	Hispanic	Total	Hispanic
White:	0	0	0	0	0	0		0
Black/African American:	0	0	0	0	0	0	0	0
Asian:	0	0	0	0	0	0	266	0
American Indian/Alaskan Native:	0	0	0	0	0	0	0	0
Native Hawaiian/Other Pacific Islander:	0	0	0	0	0	0	0	0
American Indian/Alaskan Native & White:	0	0	0	0	0	0	0	0
Asian White:	0	0	0	0	0	0	0	0
Black/African American & White:	0	0	0	0	0	0	0	0
American Indian/Alaskan Native & Black/African American:	0	0	0	0	0	0	0	0
Other multi-racial:	0	0	0	0	0	0	0	0
Asian/Pacific Islander:	0	0	0	0	0	0	0	0
Hispanic:	0	0	0	0	0	0	0	0
Total:	0	0	0	0	0	0	266	0

Female-headed Households: 0

Income Category:

	Owner	Renter	Total	Person
Extremely Low	0	0	0	197
Low Mod	0	0	0	59
Moderate	0	0	0	10
Non Low Moderate	0	0	0	0
Total	0	0	0	266
Percent Low/Mod				100.0%

Annual Accomplishments

Years	Accomplishment Narrative	# Benefitting
-------	--------------------------	---------------

2019 For the first 6 months of Fiscal Year 2020, 212 clients have been assisted. For Fiscal Year 2020 closeout, 266 clients have been assisted. Through the CDBG project in FY 2020, Karen Organization of San Diego (KOSD) was able to serve 266 unduplicated individuals who have been resettled in San Diego as refugees from Burma through case management services, Community Workshop and Training, and Support Groups. Due to the COVID-19 crisis, KOSD closed its community office on March 17th, and the KOSD office has remained closed since then. In April 2020, KOSD established its KOSDs Community Helpline with 6 different phone numbers, and KOSD continued to serve its CDBG clients through the Community Helpline.

1. Case Management Services

Through Case Management Services, KOSD was able to assist them with various issues related to their public benefits, health cares, education, immigration, justice system, unemployment, domestic violence, and housing. Since the middle of March, KOSDs program staff started to provide emergency response work to the CDBG clients who got seriously impacted by the COVID-19 crisis, especially those who lost their jobs or who got tested positive with infection of the COVID-19. The following are some highlights from the COVID-19 emergency response work KOSD provided as a part of the CDBG program.

- KOSD assisted 79 families with general COVID-19 safety education.
- KOSD assisted 32 CDBG clients with at least one application for various COVID related emergency financial resources, including the San Diego Refugee Family Emergency Funds.
- KOSD assisted 50 CDBG client families with P-EBT applications (pandemic food stamp benefits for school aged children).
- KOSD assisted 39 clients with Unemployment Insurance applications.
- KOSD assisted 19 CDBG client families with distance learning (K-12 schools).
- KOSD has offered bi-weekly emergency food distributions to 80 different CDBG client families between April and June 2020.

PGM Year: 2019
Project: 0003 - Community and Public Services
IDIS Activity: 7364 - LAUNCHING LEGACIES-SOCIAL CONN-20

Status: Open
 Location: 4345 Mentone St Apt D Apartment D San Diego, CA 92107-5111

Objective: Create suitable living environments
 Outcome: Availability/accessibility
 Matrix Code: Mental Health Services (050) National Objective: LMC

Activity to prevent, prepare for, and respond to Coronavirus: No

Initial Funding 12/18/2019

Description:

Funds a social emotional wellness program that provides information and tools to overcome and/or prevent the social-emotional determinants to illness.

Financing

	Fund Type	Grant Year	Grant	Funded Amount	Drawn In Program Year	Drawn Thru Program Year
CDBG	EN	2019	B19MC060542	\$25,000.00	\$0.00	\$0.00
	PI			\$25,000.00	\$25,000.00	\$25,000.00
Total	Total			\$50,000.00	\$25,000.00	\$25,000.00

Proposed Accomplishments

People (General) : 480

Actual Accomplishments

Number assisted:

	Owner		Renter		Total		Person	
	Total	Hispanic	Total	Hispanic	Total	Hispanic	Total	Hispanic
White:	0	0	0	0	0	0	32	0
Black/African American:	0	0	0	0	0	0	27	0
Asian:	0	0	0	0	0	0	0	0
American Indian/Alaskan Native:	0	0	0	0	0	0	0	0
Native Hawaiian/Other Pacific Islander:	0	0	0	0	0	0	0	0
American Indian/Alaskan Native & White:	0	0	0	0	0	0	0	0
Asian White:	0	0	0	0	0	0	0	0
Black/African American & White:	0	0	0	0	0	0	1	0
American Indian/Alaskan Native & Black/African American:	0	0	0	0	0	0	0	0
Other multi-racial:	0	0	0	0	0	0	2	0
Asian/Pacific Islander:	0	0	0	0	0	0	0	0
Hispanic:	0	0	0	0	0	0	0	0
Total:	0	0	0	0	0	0	62	0

Female-headed Households:

0 0 0

Income Category:

	Owner	Renter	Total	Person
Extremely Low	0	0	0	38

Asian White:	0	0	0	0	0	0	0	0
Black/African American & White:	0	0	0	0	0	0	1	0
American Indian/Alaskan Native & Black/African American:	0	0	0	0	0	0	0	0
Other multi-racial:	0	0	0	0	0	0	27	18
Asian/Pacific Islander:	0	0	0	0	0	0	0	0
Hispanic:	0	0	0	0	0	0	0	0
Total:	0	0	0	0	0	0	457	107

Female-headed Households: 0 0 0

Income Category:

	Owner	Renter	Total	Person
Extremely Low	0	0	0	373
Low Mod	0	0	0	58
Moderate	0	0	0	26
Non Low Moderate	0	0	0	0
Total	0	0	0	457
Percent Low/Mod				100.0%

Annual Accomplishments

Years	Accomplishment Narrative	# Benefitting
--------------	---------------------------------	----------------------

2019

For the first 6 months of fiscal year 2020, 337 clients have been assisted. For Fiscal Year 2020 closeout, 457 clients have been assisted. In FY 2020, CDBG funds were used to purchase nutritious food and meal containers to home-deliver meals to low- and moderate-income San Diego residents affected by HIV and cancer. Mamas Kitchens Home-Delivered Meal Service removes barriers that our clients face in accessing the food they need to avoid malnutrition, increase medication adherence, lower health care costs, and improve quality of life.

During the implementation period:

A total of 457 San Diego residents received meal deliveries.

86.96% of survey-responding clients report that the food they receive meets their nutritional needs.

84.24% of survey-responding clients report that while receiving Mama's Kitchen meals they have eaten more nutritious food than prior to receiving meals

88.04% of survey-responding clients report feeling that the food they have received from Mama's Kitchen has been appropriate for their medication and/or treatment plan

88% of survey-responding clients report that while receiving Mama's Kitchen, their general health has maintained or improved.

In addition to the quantitative impact of our program, Mamas Kitchen collects the stories of clients who have been impacted by our program and the health care professionals who serve them.

Meet Diego, a client battling cancer.

Dear Mamas Kitchen, you were such an amazing resource and support system throughout my cancer journey. The nourishment, compassion, and dependable service from Mamas Kitchen have been blessings Ill never forget. I am happy to report that I continue to respond well to treatments. Ive moved on from a wheelchair, to a cane, to now walking on my own and hope to dance again soon. Soon, I hope to volunteer at Mamas Kitchen. I

PGM Year:	2019		
Project:	0003 - Community and Public Services		
IDIS Activity:	7366 - MEALS-HOME DELIVERED-20		

Status:	Completed 10/27/2020 12:00:00 AM	Objective:	Create suitable living environments
Location:	2254 San Diego Ave Ste 200 Suite 200 San Diego, CA 92110-2944	Outcome:	Availability/accessibility
		Matrix Code:	Senior Services (05A) National Objective: LMC

Activity to prevent, prepare for, and respond to Coronavirus: No

Initial Funding Date: 12/11/2019

Description:

Expands the \$1 Meal a Day Program and supports the continuation of services to 124 Promise Zone LMI seniors through the regular meal program.

Financing

	Fund Type	Grant Year	Grant	Funded Amount	Drawn In Program Year	Drawn Thru Program Year
--	-----------	------------	-------	---------------	-----------------------	-------------------------

CDBG	PI			\$84,130.00	\$69,837.14	\$69,837.14
Total	Total			\$84,130.00	\$69,837.14	\$69,837.14

Proposed Accomplishments

People (General) : 184

Actual Accomplishments

Number assisted:

	Owner		Renter		Total		Person	
	Total	Hispanic	Total	Hispanic	Total	Hispanic	Total	Hispanic
White:	0	0	0	0	0	0	80	4
Black/African American:	0	0	0	0	0	0	57	0
Asian:	0	0	0	0	0	0	13	0
American Indian/Alaskan Native:	0	0	0	0	0	0	0	0
Native Hawaiian/Other Pacific Islander:	0	0	0	0	0	0	0	0
American Indian/Alaskan Native & White:	0	0	0	0	0	0	0	0
Asian White:	0	0	0	0	0	0	1	0
Black/African American & White:	0	0	0	0	0	0	0	0
American Indian/Alaskan Native & Black/African American:	0	0	0	0	0	0	0	0
Other multi-racial:	0	0	0	0	0	0	49	43
Asian/Pacific Islander:	0	0	0	0	0	0	0	0
Hispanic:	0	0	0	0	0	0	0	0
Total:	0	0	0	0	0	0	200	47
Female-headed Households:	0		0		0			

Income Category:

	Owner	Renter	Total	Person
Extremely Low	0	0	0	146
Low Mod	0	0	0	35
Moderate	0	0	0	12
Non Low Moderate	0	0	0	7
Total	0	0	0	200
Percent Low/Mod				96.5%

Annual Accomplishments

Years	Accomplishment Narrative	# Benefitting
-------	--------------------------	---------------

2019

For the first 6 months of fiscal year 2020, 88 clients have been assisted. For Fiscal Year 2020 closeout, 200 clients were assisted. Meals on Wheels San Diego County (MOWSDC) provided 200 homebound seniors ages 62 and older residing in the Promise Zone with a home-delivered nutritious meal. The meal is made available for delivery every day which consists of a dinner entree, milk, bread roll, and fruit. The Meal a Day Program is to provide the community with access to Healthy Foods. In addition to meal delivery, MOWSDC provides clients with a more than a meal service model where staff and volunteers get to know the clients well through daily visits. This model addresses the threats of hunger and isolation.

Every meal delivery included an in-home safety and wellness check and social visit by trained staff and volunteers to address the seniors health and social needs. Each clients daily activity was tracked by a obile Meals application which allows staff or volunteers to send an alert to a care navigator about any changes in condition the individual may have that relates to health or living environment. The care navigator then responds by following up with the client to address their needs and refer them to the appropriate health or social services as necessary.

By engaging seniors in daily social interactions with caring individuals who monitor wellness and safety with the delivery of healthy, fresh, senior-specific nutrition-packed meals, seniors are more likely to remain well-nourished and obtain needed health interventions. Undernourishment in seniors substantially increases the likelihood of illness, mortality, hospitalizations and length-of-stay, functional disabilities, and physical complications, leading to an increased risk of catastrophic destabilization and potential homelessness.

MOWSDC did not receive a PPP award during the contract period.

PGM Year:	2019
Project:	0003 - Community and Public Services
IDIS Activity:	7367 - OCEAN DISCOVERY-EMPOWERING-20

Status:	Completed 10/15/2020 12:00:00 AM	Objective:	Create suitable living environments
Location:	4255 Thorn St San Diego, CA 92105-4122	Outcome:	Availability/accessibility
		Matrix Code:	Youth Services (05D) National Objective: LMC

Activity to prevent, prepare for, and respond to Coronavirus: No

Initial Funding 12/11/2019

Description:

Expands the Living Lab-based out-of-school programming which consists of two educational initiatives-a free-choice Community Initiative and intensive Leaders Initiative.

Financing

	Fund Type	Grant Year	Grant	Funded Amount	Drawn In Program Year	Drawn Thru Program Year
CDBG	PI			\$99,884.75	\$66,410.43	\$66,410.43
Total	Total			\$99,884.75	\$66,410.43	\$66,410.43

Proposed Accomplishments

People (General) : 185

Actual Accomplishments

Number assisted:	Owner	Renter	Total	Person
------------------	-------	--------	-------	--------

Number assisted:

	Total	Hispanic	Total	Hispanic	Total	Hispanic	Total	Hispanic
White:	0	0	0	0	0	0	70	68
Black/African American:	0	0	0	0	0	0	5	1
Asian:	0	0	0	0	0	0	13	2
American Indian/Alaskan Native:	0	0	0	0	0	0	2	2
Native Hawaiian/Other Pacific Islander:	0	0	0	0	0	0	0	0
American Indian/Alaskan Native & White:	0	0	0	0	0	0	0	0
Asian White:	0	0	0	0	0	0	3	1
Black/African American & White:	0	0	0	0	0	0	1	0
American Indian/Alaskan Native & Black/African American:	0	0	0	0	0	0	4	4
Other multi-racial:	0	0	0	0	0	0	118	115
Asian/Pacific Islander:	0	0	0	0	0	0	0	0
Hispanic:	0	0	0	0	0	0	0	0
Total:	0	0	0	0	0	0	216	193
Female-headed Households:	0		0		0			

Income Category:

	Owner	Renter	Total	Person
Extremely Low	0	0	0	155
Low Mod	0	0	0	37
Moderate	0	0	0	20
Non Low Moderate	0	0	0	4
Total	0	0	0	216
Percent Low/Mod				98.1%

Annual Accomplishments

Years	Accomplishment Narrative	# Benefitting
--------------	---------------------------------	----------------------

2019

For the first 6 months of Fiscal Year 2020, 166 clients have been assisted. For Fiscal Year 2020 closeout report, 216 clients were assisted. A total of 216 students in the community became new members of Ocean Discovery Institute during the grant period. Dedicated members spent an average of 14 hours/month at the Living Lab for both academic achievement and science camp enrichment programming.

Project services included:

Ocean & Aquatic Adventurers Science Camp programs for K-5 and 6-8 grade students are offered year-round after school and during school breaks. Camp programming focuses on mathematics, science, and literacy through ocean exploration and hands-on science.

Monthly Fieldtrips to the coast, universities, and STEM industry partners to keep students engaged throughout the school year. Students will participate in snorkeling trips with scientists, visit local research institutions like Scripps Institution of Oceanography, learn about careers, and explore college campuses to find the right fit.

Leaders Initiative College and Career Mentoring to build capability through, 1-on-1 college mentoring by trained volunteers to address college preparation, selection, and financial support. Support also includes career mentoring to address the mounting need of support for our cohort of college graduates.

Community Initiative Discovery Fellowship program was hosted. Fellowships provide opportunities for high school and college Fellows to serve as educators in programs. These internships help to prepare students for continuing education and the workforce.

When the COVID-19 pandemic hit, Ocean Discovery adapted and modified programs. During this time, we provided a continuation of services to existing clients, in an attempt to make up for the programming they would have received if not for the pandemic. Those services were:

Mentoring & Providing Virtual Crisis, College & Career Mentoring

As we know, mentoring plays a pivotal role in the development of a young person. During a time of crisis, these relationships become even more crucial to mental health and well-being. We conducted weekly phone calls to our students.

PGM Year:	2019
Project:	0003 - Community and Public Services
IDIS Activity:	7368 - ORGANIZATION IN TRG-YOUTH LEAD-20

Status:	Open	Objective:	Create suitable living environments
Location:	12011 World Trade Dr San Diego, CA 92128-4388	Outcome:	Availability/accessibility
		Matrix Code:	Youth Services (05D) National Objective: LMC

Activity to prevent, prepare for, and respond to Coronavirus: No

Initial Funding 12/11/2019

Description:

Funds a mentoring program for students at the Monarch School, serving homeless youth. The program will primarily serve student in grades 5-12.

Financing

	Fund Type	Grant Year	Grant	Funded Amount	Drawn In Program Year	Drawn Thru Program Year
CDBG	PI			\$50,000.00	\$35,557.20	\$35,557.20
Total	Total			\$50,000.00	\$35,557.20	\$35,557.20

Proposed Accomplishments

People (General) : 94

Actual Accomplishments

Number assisted:

	Owner		Renter		Total		Person	
	Total	Hispanic	Total	Hispanic	Total	Hispanic	Total	Hispanic
White:	0	0	0	0	0	0	5	4
Black/African American:	0	0	0	0	0	0	2	0
Asian:	0	0	0	0	0	0	0	0
American Indian/Alaskan Native:	0	0	0	0	0	0	0	0
Native Hawaiian/Other Pacific Islander:	0	0	0	0	0	0	0	0
American Indian/Alaskan Native & White:	0	0	0	0	0	0	0	0
Asian White:	0	0	0	0	0	0	0	0
Black/African American & White:	0	0	0	0	0	0	1	0
American Indian/Alaskan Native & Black/African American:	0	0	0	0	0	0	0	0
Other multi-racial:	0	0	0	0	0	0	19	18
Asian/Pacific Islander:	0	0	0	0	0	0	0	0
Hispanic:	0	0	0	0	0	0	0	0
Total:	0	0	0	0	0	0	27	22
Female-headed Households:	0		0		0			

Income Category:

	Owner	Renter	Total	Person
Extremely Low	0	0	0	25
Low Mod	0	0	0	1
Moderate	0	0	0	1
Non Low Moderate	0	0	0	0
Total	0	0	0	27
Percent Low/Mod				100.0%

Annual Accomplishments

Years	Accomplishment Narrative	# Benefitting
2019	For the first 6 months of Fiscal Year 2020, 27 clients have been assisted.	
PGM Year:	2019	
Project:	0003 - Community and Public Services	

IDIS Activity: 7369 - PAVING GREAT FUTURES-CHAMP-20

Status: Completed 11/20/2020 12:00:00 AM Objective: Create suitable living environments
 Location: 7733 Palm St Ste 213 Suite 213 Lemon Grove, CA 91945-2968 Outcome: Availability/accessibility
 Matrix Code: Employment Training (05H) National Objective: LMC

Activity to prevent, prepare for, and respond to Coronavirus: No

Initial Funding 12/11/2019

Description:

Funds a culinary industry training program using experience professional to prepare participants for all aspects of food serve and employment opportunities.

Financing

	Fund Type	Grant Year	Grant	Funded Amount	Drawn In Program Year	Drawn Thru Program Year
CDBG	PI			\$50,000.00	\$39,170.04	\$39,170.04
Total	Total			\$50,000.00	\$39,170.04	\$39,170.04

Proposed Accomplishments

People (General) : 40

Actual Accomplishments

Number assisted:

	Owner		Renter		Total		Person	
	Total	Hispanic	Total	Hispanic	Total	Hispanic	Total	Hispanic
White:	0	0	0	0	0	0	4	1
Black/African American:	0	0	0	0	0	0	19	0
Asian:	0	0	0	0	0	0	0	0
American Indian/Alaskan Native:	0	0	0	0	0	0	0	0
Native Hawaiian/Other Pacific Islander:	0	0	0	0	0	0	0	0
American Indian/Alaskan Native & White:	0	0	0	0	0	0	0	0
Asian White:	0	0	0	0	0	0	1	0
Black/African American & White:	0	0	0	0	0	0	1	0
American Indian/Alaskan Native & Black/African American:	0	0	0	0	0	0	0	0
Other multi-racial:	0	0	0	0	0	0	10	7
Asian/Pacific Islander:	0	0	0	0	0	0	0	0
Hispanic:	0	0	0	0	0	0	0	0
Total:	0	0	0	0	0	0	35	8

Female-headed Households:

0 0 0

Income Category:

	Owner	Renter	Total	Person
Extremely Low	0	0	0	17

Low Mod	0	0	0	16
Moderate	0	0	0	2
Non Low Moderate	0	0	0	0
Total	0	0	0	35
Percent Low/Mod				100.0%

Annual Accomplishments

Years	Accomplishment Narrative	# Benefitting
2019	For the first 6 months of Fiscal Year 2020, 13 clients have been assisted. For Fiscal Year 2020 closeout, 35 clients have been assisted. PGF used most of the CDBG funding to support staff salaries during the implementation period. PGF WAS able to have full support from staff and with CDBG help we were able to grow as a staff and organization so that we can better serve our CDBG participants as well as all participants across all of PGFs programs. CDBG funding allowed us to run our CHAMP program were participants learned about a variety of job readiness skills. Some of the skills that participants learned were resume building, business etiquette, mock interviews, and professional behavior in a work environment. Participants also acquired entrepreneur skills during our CHAMP program. Some of the skills that they learned were how to develop a business plan, how to curate a budget and how to successfully market their brands. CDBG participants were able to participant in on the job training activities throughout the grant period. Over 15 participants participated in catering events and were able to apply the knowledge they had learned while in the program. With the onset of the COVID-19 pandemic PGF begin to service the community by way of food distributions to support food insecurities of our CDBG participants as well as the community. We provided food to our participants as well as our communities, feeding over 1,000 families weekly. Participants in our program had the opportunity to volunteer at these distributions since April 2020. Being able to get our participants into the community and giving back in these spaces helped promote their confidence and their spirits.	

PGM Year:	2019
Project:	0003 - Community and Public Services
IDIS Activity:	7370 - REALITY CHANGERS-COLLEGE-20
Status:	Open
Location:	3910 University Ave Ste 400 Suite 400 San Diego, CA 92105-7302
Objective:	Create suitable living environments
Outcome:	Availability/accessibility
Matrix Code:	Youth Services (05D)
National Objective:	LMC

Activity to prevent, prepare for, and respond to Coronavirus: No

Initial Funding 12/11/2019

Description:
Complements college readiness programs with workforce preparedness, career coaching, and family coaching to ensure LMI students are ready and supported for both career and college.

Financing

	Fund Type	Grant Year	Grant	Funded Amount	Drawn In Program Year	Drawn Thru Program Year
CDBG	PI			\$120,000.00	\$96,127.90	\$96,127.90
Total	Total			\$120,000.00	\$96,127.90	\$96,127.90

Proposed Accomplishments

People (General) : 490

Actual Accomplishments

Number assisted:

	Owner		Renter		Total		Person	
	Total	Hispanic	Total	Hispanic	Total	Hispanic	Total	Hispanic
White:	0	0	0	0	0	0	29	29
Black/African American:	0	0	0	0	0	0	23	0
Asian:	0	0	0	0	0	0	8	0
American Indian/Alaskan Native:	0	0	0	0	0	0	1	1
Native Hawaiian/Other Pacific Islander:	0	0	0	0	0	0	0	0
American Indian/Alaskan Native & White:	0	0	0	0	0	0	0	0
Asian White:	0	0	0	0	0	0	0	0
Black/African American & White:	0	0	0	0	0	0	2	0
American Indian/Alaskan Native & Black/African American:	0	0	0	0	0	0	0	0
Other multi-racial:	0	0	0	0	0	0	78	75
Asian/Pacific Islander:	0	0	0	0	0	0	0	0
Hispanic:	0	0	0	0	0	0	0	0
Total:	0	0	0	0	0	0	141	105
Female-headed Households:	0		0		0			

Income Category:

	Owner	Renter	Total	Person
Extremely Low	0	0	0	80
Low Mod	0	0	0	29
Moderate	0	0	0	25
Non Low Moderate	0	0	0	7
Total	0	0	0	141
Percent Low/Mod				95.0%

Annual Accomplishments

Years	Accomplishment Narrative	# Benefitting
2019	For the first 6 months of fiscal year 2020, 141 clients have been assisted.	

PGM Year:	2019
Project:	0003 - Community and Public Services
IDIS Activity:	7371 - SD LGBT COMMUNITY CENTER-20

Status: Open Objective: Create suitable living environments

Location: 3909 Centre St San Diego, CA 92103-3410

Outcome: Availability/accessibility

Matrix Code: Mental Health Services (050)

National Objective: LMC

Activity to prevent, prepare for, and respond to Coronavirus: No

Initial Funding 12/11/2019

Description:

Funds the only counseling program in the City of San Diego dedicated to serving LGBT and HIV community members, providing individual, couple, family and crisis counseling, and a 24-hour crisis hotline.

Financing

	Fund Type	Grant Year	Grant	Funded Amount	Drawn In Program Year	Drawn Thru Program Year
CDBG	PI			\$150,000.00	\$61,152.28	\$61,152.28
Total	Total			\$150,000.00	\$61,152.28	\$61,152.28

Proposed Accomplishments

People (General) : 135

Actual Accomplishments

Number assisted:

	Owner		Renter		Total		Person	
	Total	Hispanic	Total	Hispanic	Total	Hispanic	Total	Hispanic
White:	0	0	0	0	0	0	0	0
Black/African American:	0	0	0	0	0	0	0	0
Asian:	0	0	0	0	0	0	0	0
American Indian/Alaskan Native:	0	0	0	0	0	0	0	0
Native Hawaiian/Other Pacific Islander:	0	0	0	0	0	0	0	0
American Indian/Alaskan Native & White:	0	0	0	0	0	0	0	0
Asian White:	0	0	0	0	0	0	0	0
Black/African American & White:	0	0	0	0	0	0	0	0
American Indian/Alaskan Native & Black/African American:	0	0	0	0	0	0	0	0
Other multi-racial:	0	0	0	0	0	0	0	0
Asian/Pacific Islander:	0	0	0	0	0	0	0	0
Hispanic:	0	0	0	0	0	0	0	0
Total:	0	0	0	0	0	0	0	0

Female-headed Households:

0 0 0

Income Category:

	Owner	Renter	Total	Person
Extremely Low	0	0	0	0
Low Mod	0	0	0	0

Other multi-racial:	0	0	0	0	0	0	0	0
Asian/Pacific Islander:	0	0	0	0	0	0	0	0
Hispanic:	0	0	0	0	0	0	0	0
Total:	0	0	0	0	0	0	0	0

Female-headed Households: 0 0 0

Income Category:

	Owner	Renter	Total	Person
Extremely Low	0	0	0	0
Low Mod	0	0	0	0
Moderate	0	0	0	0
Non Low Moderate	0	0	0	0
Total	0	0	0	0

Percent Low/Mod

Annual Accomplishments

No data returned for this view. This might be because the applied filter excludes all data.

PGM Year:	2019
Project:	0003 - Community and Public Services
IDIS Activity:	7373 - SPACE 4 ART-STEAM TO STREETS-20

Status: Open Objective: Create suitable living environments
 Location: 340 16th St San Diego, CA 92101-7618 Outcome: Availability/accessibility
 Matrix Code: Youth Services (05D) National Objective: LMC

Activity to prevent, prepare for, and respond to Coronavirus: No

Initial Funding 12/11/2019

Description:

Engages local artists to teach disadvantaged students practical and cognitive skills, workplace practices, and life lesson that build confidence and transform their sense of self.

Financing

	Fund Type	Grant Year	Grant	Funded Amount	Drawn In Program Year	Drawn Thru Program Year
CDBG	PI			\$50,000.00	\$16,680.60	\$16,680.60
Total	Total			\$50,000.00	\$16,680.60	\$16,680.60

Proposed Accomplishments

People (General) : 60

Actual Accomplishments

Owner Renter Total Person

Number assisted:

	Total	Hispanic	Total	Hispanic	Total	Hispanic	Total	Hispanic
White:	0	0	0	0	0	0	2	2
Black/African American:	0	0	0	0	0	0	2	0
Asian:	0	0	0	0	0	0	0	0
American Indian/Alaskan Native:	0	0	0	0	0	0	0	0
Native Hawaiian/Other Pacific Islander:	0	0	0	0	0	0	0	0
American Indian/Alaskan Native & White:	0	0	0	0	0	0	0	0
Asian White:	0	0	0	0	0	0	0	0
Black/African American & White:	0	0	0	0	0	0	0	0
American Indian/Alaskan Native & Black/African American:	0	0	0	0	0	0	0	0
Other multi-racial:	0	0	0	0	0	0	11	11
Asian/Pacific Islander:	0	0	0	0	0	0	0	0
Hispanic:	0	0	0	0	0	0	0	0
Total:	0	0	0	0	0	0	15	13
Female-headed Households:	0		0		0			

Income Category:

	Owner	Renter	Total	Person
Extremely Low	0	0	0	8
Low Mod	0	0	0	6
Moderate	0	0	0	1
Non Low Moderate	0	0	0	0
Total	0	0	0	15
Percent Low/Mod				100.0%

Annual Accomplishments

Years	Accomplishment Narrative	# Benefitting
2019	For the first 7 months of Fiscal Year 2020, 15 clients have been assisted.	
PGM Year:	2019	
Project:	0003 - Community and Public Services	
IDIS Activity:	7374 - VOICES FOR CHILDREN-20	
Status:	Completed 10/27/2020 12:00:00 AM	Objective: Create suitable living environments
Location:	2851 Meadow Lark Dr San Diego, CA 92123-2709	Outcome: Availability/accessibility
		Matrix Code: Youth Services (05D) National Objective: LMC

Activity to prevent, prepare for, and respond to Coronavirus: No

Initial Funding

12/11/2019

Date:

Description:

Expands a project to provide foster youth with highly trained Court Appointed Special Advocates to give them a voice in the courtroom, classroom, and community, ensuring each child receives the services and the support they need to thrive.

Financing

	Fund Type	Grant Year	Grant	Funded Amount	Drawn In Program Year	Drawn Thru Program Year
CDBG	PI			\$250,000.00	\$192,946.96	\$192,946.96
Total	Total			\$250,000.00	\$192,946.96	\$192,946.96

Proposed Accomplishments

People (General) : 125

Actual Accomplishments

Number assisted:

	Owner		Renter		Total		Person	
	Total	Hispanic	Total	Hispanic	Total	Hispanic	Total	Hispanic
White:	0	0	0	0	0	0	78	59
Black/African American:	0	0	0	0	0	0	32	1
Asian:	0	0	0	0	0	0	1	0
American Indian/Alaskan Native:	0	0	0	0	0	0	0	0
Native Hawaiian/Other Pacific Islander:	0	0	0	0	0	0	0	0
American Indian/Alaskan Native & White:	0	0	0	0	0	0	0	0
Asian White:	0	0	0	0	0	0	0	0
Black/African American & White:	0	0	0	0	0	0	0	0
American Indian/Alaskan Native & Black/African American:	0	0	0	0	0	0	0	0
Other multi-racial:	0	0	0	0	0	0	14	4
Asian/Pacific Islander:	0	0	0	0	0	0	0	0
Hispanic:	0	0	0	0	0	0	0	0
Total:	0	0	0	0	0	0	125	64

Female-headed Households:

0 0 0

Income Category:

	Owner	Renter	Total	Person
Extremely Low	0	0	0	125
Low Mod	0	0	0	0
Moderate	0	0	0	0
Non Low Moderate	0	0	0	0
Total	0	0	0	125
Percent Low/Mod				100.0%

Hispanic:	0	0	0	0	0	0	0	0
Total:	0	0	0	0	0	0	15	3

Female-headed Households: 0 0 0

Income Category:

	Owner	Renter	Total	Person
Extremely Low	0	0	0	15
Low Mod	0	0	0	0
Moderate	0	0	0	0
Non Low Moderate	0	0	0	0
Total	0	0	0	15
Percent Low/Mod	100.0%			

Annual Accomplishments

Years	Accomplishment Narrative	# Benefitting
2019	For the first 6 months of Fiscal Year 2020, 15 clients have been assisted.	

PGM Year:	2019
Project:	0003 - Community and Public Services
IDIS Activity:	7376 - WAVE ACADEMY-20

Status:	Completed 9/22/2020 12:00:00 AM	Objective:	Create suitable living environments
Location:	4455 Murphy Canyon Rd San Diego, CA 92123-4379	Outcome:	Availability/accessibility
		Matrix Code:	Mental Health Services (050) National Objective: LMC

Activity to prevent, prepare for, and respond to Coronavirus: No

Initial Funding 12/11/2019

Description:

Provides a results driven program of warm water therapy to vulnerable LMI veterans with post-traumatic stress.

Financing

	Fund Type	Grant Year	Grant	Funded Amount	Drawn In Program Year	Drawn Thru Program Year
CDBG	PI			\$52,800.00	\$49,492.30	\$49,492.30
Total	Total			\$52,800.00	\$49,492.30	\$49,492.30

Proposed Accomplishments

People (General) : 33

Actual Accomplishments

<i>Number assisted:</i>	Owner		Renter		Total		Person	
	Total	Hispanic	Total	Hispanic	Total	Hispanic	Total	Hispanic

White:	0	0	0	0	0	0	13	1
Black/African American:	0	0	0	0	0	0	6	1
Asian:	0	0	0	0	0	0	1	0
American Indian/Alaskan Native:	0	0	0	0	0	0	0	0
Native Hawaiian/Other Pacific Islander:	0	0	0	0	0	0	0	0
American Indian/Alaskan Native & White:	0	0	0	0	0	0	0	0
Asian White:	0	0	0	0	0	0	1	0
Black/African American & White:	0	0	0	0	0	0	0	0
American Indian/Alaskan Native & Black/African American:	0	0	0	0	0	0	0	0
Other multi-racial:	0	0	0	0	0	0	11	7
Asian/Pacific Islander:	0	0	0	0	0	0	0	0
Hispanic:	0	0	0	0	0	0	0	0
Total:	0	0	0	0	0	0	32	9
Female-headed Households:	0		0		0			

Income Category:

	Owner	Renter	Total	Person
Extremely Low	0	0	0	15
Low Mod	0	0	0	9
Moderate	0	0	0	7
Non Low Moderate	0	0	0	1
Total	0	0	0	32
Percent Low/Mod				96.9%

Annual Accomplishments

Years	Accomplishment Narrative	# Benefitting
--------------	---------------------------------	----------------------

2019

For the first 6 months of the project (July 2019-December 2019), 23 clients have been assisted. For Fiscal Year 2020 closeout, 32 clients were assisted. The Aquatic Therapy for Vulnerable Veterans project utilized an eight-week program of individualized aquatic therapy in a private, heated pool to help veterans heal from the debilitating symptoms of Post-Traumatic Stress (PTS).

A total of 32 unduplicated individuals were provided with new or continued access to therapeutic services for the purpose of creating a suitable living environment.

Clients were LMI veterans living within the City of San Diego, who have a diagnosis of post-traumatic stress, as evidenced by a disability rating or a note from a clinical therapist. More than 90 percent of the clients served were below the area median income.

Wave Academy obtained documentation regarding the family size and annual income of the family of each person receiving project services. Wave Academy also obtained documentation of the client's diagnosis of PTSD, evidenced through a disability rating or a letter on letterhead from a clinician.

Clients completed our pre- and post-assessments to document level of PTSD through a VA-approved questionnaire. As a result of our 8-week program, the aggregate of the 32 clients served shows an average drop in PTSD symptoms by 23 percent. Clients reported feelings of well-being and better connection to themselves, their families and their communities.

Wave Academy received \$33,000 in PPP funding. There was no commingling of PPP and CDBG funds occurred for expenses that were claimed for CDBG reimbursement.

PGM Year:	2019
Project:	0006 - Improvement of Nonprofit Facilities
IDIS Activity:	7378 - FAMILY HLTH CTR-LOGAN HEIGHTS-20

Status:	Open	Objective:	Create suitable living environments
Location:	823 Gateway Center Way San Diego, CA 92102-4541	Outcome:	Availability/accessibility
		Matrix Code:	Health Facilities (03P) National Objective: LMC

Activity to prevent, prepare for, and respond to Coronavirus: No

Initial Funding 12/11/2019

Description:

Installs solar panels on the roof and parking lot of the largest clinic in the FHC system of care.

Financing

	Fund Type	Grant Year	Grant	Funded Amount	Drawn In Program Year	Drawn Thru Program Year
CDBG	EN	2015	B15MC060542	\$47,297.16	\$0.00	\$0.00
		2019	B19MC060542	\$434,587.84	\$0.00	\$0.00
Total	Total			\$481,885.00	\$0.00	\$0.00

Proposed Accomplishments

Public Facilities : 1

Actual Accomplishments

Number assisted:

	Owner		Renter		Total		Person	
	Total	Hispanic	Total	Hispanic	Total	Hispanic	Total	Hispanic
White:	0	0	0	0	0	0		0
Black/African American:	0	0	0	0	0	0	0	0
Asian:	0	0	0	0	0	0	0	0
American Indian/Alaskan Native:	0	0	0	0	0	0	0	0
Native Hawaiian/Other Pacific Islander:	0	0	0	0	0	0	0	0
American Indian/Alaskan Native & White:	0	0	0	0	0	0	0	0
Asian White:	0	0	0	0	0	0	0	0
Black/African American & White:	0	0	0	0	0	0	0	0
American Indian/Alaskan Native & Black/African American:	0	0	0	0	0	0	0	0
Other multi-racial:	0	0	0	0	0	0	0	0
Asian/Pacific Islander:	0	0	0	0	0	0	0	0
Hispanic:	0	0	0	0	0	0	0	0
Total:	0	0	0	0	0	0	0	0
Female-headed Households:	0		0		0			

Income Catearv:

	Owner	Renter	Total	Person
Extremely Low	0	0	0	0
Low Mod	0	0	0	0
Moderate	0	0	0	0
Non Low Moderate	0	0	0	0
Total	0	0	0	0
Percent Low/Mod				

Annual Accomplishments

No data returned for this view. This might be because the applied filter excludes all data.

PGM Year:	2019			
Project:	0006 - Improvement of Nonprofit Facilities			
IDIS Activity:	7379 - LA MAESTRA HEALTH CENTER-20			
Status:	Open	Objective:	Create suitable living environments	
Location:	4060 Fairmount Ave San Diego, CA 92105-1608	Outcome:	Availability/accessibility	
		Matrix Code:	Health Facilities (03P)	National Objective: LMC

Activity to prevent, prepare for, and respond to Coronavirus: No

Initial Funding

12/11/2019

Date:

Description:

Improves accessibility of low-cost comprehensive substance use disorder treatment, including medication-assisted treatment to vulnerable low-income residents.

Financing

	Fund Type	Grant Year	Grant	Funded Amount	Drawn In Program Year	Drawn Thru Program Year
CDBG	EN	2016	B16MC060542	\$299,628.02	\$0.00	\$0.00
	PI			\$66,396.98	\$0.00	\$0.00
Total	Total			\$366,025.00	\$0.00	\$0.00

Proposed Accomplishments

Public Facilities : 1

Actual Accomplishments

Number assisted:

	Owner		Renter		Total		Person	
	Total	Hispanic	Total	Hispanic	Total	Hispanic	Total	Hispanic
White:	0	0	0	0	0	0		0
Black/African American:	0	0	0	0	0	0	0	0
Asian:	0	0	0	0	0	0	0	0
American Indian/Alaskan Native:	0	0	0	0	0	0	0	0
Native Hawaiian/Other Pacific Islander:	0	0	0	0	0	0	0	0
American Indian/Alaskan Native & White:	0	0	0	0	0	0	0	0
Asian White:	0	0	0	0	0	0	0	0
Black/African American & White:	0	0	0	0	0	0	0	0
American Indian/Alaskan Native & Black/African American:	0	0	0	0	0	0	0	0
Other multi-racial:	0	0	0	0	0	0	0	0
Asian/Pacific Islander:	0	0	0	0	0	0	0	0
Hispanic:	0	0	0	0	0	0	0	0
Total:	0	0	0	0	0	0	0	0

Female-headed Households:

0 0 0

Income Cateagory:

	Owner	Renter	Total	Person
Extremely Low	0	0	0	0
Low Mod	0	0	0	0
Moderate	0	0	0	0
Non Low Moderate	0	0	0	0
Total	0	0	0	0

Total: 0 0 0 0 0 0 0 0

Female-headed Households: 0 0 0

Income Category:

	Owner	Renter	Total	Person
Extremely Low	0	0	0	0
Low Mod	0	0	0	0
Moderate	0	0	0	0
Non Low Moderate	0	0	0	0
Total	0	0	0	0
Percent Low/Mod				

Annual Accomplishments

Years	Accomplishment Narrative	# Benefitting
2019	For the first 6 months of Fiscal Year 2020, the project is still pending and awaiting to start construction. Agency scheduled date to open Bid Responses. A post-bid survey was sent to NHA's list of contractors to inquire. Received responses to the post-bid survey from a few contractors.	

PGM Year:	2019
Project:	0006 - Improvement of Nonprofit Facilities
IDIS Activity:	7381 - NEIGHBORHOOD HOUSE-NUT CTR-20
Status:	Open
Location:	5660 Copley Dr San Diego, CA 92111-7902
Objective:	Create suitable living environments
Outcome:	Availability/accessibility
Matrix Code:	Senior Centers (03A)
National Objective:	LMC

Activity to prevent, prepare for, and respond to Coronavirus: No

Initial Funding 12/11/2019

Description:

Funds improvements for roofing, ADA renovations, turf, and exterior painting.

Financing

	Fund Type	Grant Year	Grant	Funded Amount	Drawn In Program Year	Drawn Thru Program Year
CDBG	PI			\$147,814.40	\$0.00	\$0.00
Total	Total			\$147,814.40	\$0.00	\$0.00

Proposed Accomplishments

Public Facilities : 1

Actual Accomplishments

<i>Number assisted:</i>	Owner	Renter	Total	Person
-------------------------	-------	--------	-------	--------

NUMBER ASSISTED:

	Total	Hispanic	Total	Hispanic	Total	Hispanic	Total	Hispanic
White:	0	0	0	0	0	0		0
Black/African American:	0	0	0	0	0	0	0	0
Asian:	0	0	0	0	0	0	0	0
American Indian/Alaskan Native:	0	0	0	0	0	0	0	0
Native Hawaiian/Other Pacific Islander:	0	0	0	0	0	0	0	0
American Indian/Alaskan Native & White:	0	0	0	0	0	0	0	0
Asian White:	0	0	0	0	0	0	0	0
Black/African American & White:	0	0	0	0	0	0	0	0
American Indian/Alaskan Native & Black/African American:	0	0	0	0	0	0	0	0
Other multi-racial:	0	0	0	0	0	0	0	0
Asian/Pacific Islander:	0	0	0	0	0	0	0	0
Hispanic:	0	0	0	0	0	0	0	0
Total:	0	0	0	0	0	0	0	0
Female-headed Households:	0		0		0			

Income Category:

	Owner	Renter	Total	Person
Extremely Low	0	0	0	0
Low Mod	0	0	0	0
Moderate	0	0	0	0
Non Low Moderate	0	0	0	0
Total	0	0	0	0
Percent Low/Mod				

Annual Accomplishments

Years	Accomplishment Narrative	# Benefitting
2019	For the first 6 months of Fiscal Year 2020, project is still pending construction. Agency is scheduled date to open Bid Responses. A post-bid survey was sent to NHA's list of contractors to inquire, and received responses to the post-bid survey from a few contractors.	

PGM Year:	2019
Project:	0006 - Improvement of Nonprofit Facilities
IDIS Activity:	7382 - SD LGBT-SUNBURST YOUTH HOUSING-20

Status:	Open	Objective:	Create suitable living environments
Location:	3909 Centre St San Diego, CA 92103-3410	Outcome:	Availability/accessibility
		Matrix Code:	Homeless Facilities (not operating)
		National Objective:	LMC

Activity to prevent, prepare for, and respond to Coronavirus: No

Initial Funding

12/11/2019

Date:

Description:

Funds critical improvements to the Sunburst Youth Housing Program.

Supports the Center's efforts to rescue street-homeless youth and connect them with the educational, vocational, behavioral health, and life-skills supports necessary to become fully participating members of adult society when they graduate from the program.

Financing

	Fund Type	Grant Year	Grant	Funded Amount	Drawn In Program Year	Drawn Thru Program Year
CDBG	PI			\$163,337.00	\$0.00	\$0.00
Total	Total			\$163,337.00	\$0.00	\$0.00

Proposed Accomplishments

Public Facilities : 1

Actual Accomplishments

Number assisted:

	Owner		Renter		Total		Person	
	Total	Hispanic	Total	Hispanic	Total	Hispanic	Total	Hispanic
White:	0	0	0	0	0	0	0	0
Black/African American:	0	0	0	0	0	0	0	0
Asian:	0	0	0	0	0	0	0	0
American Indian/Alaskan Native:	0	0	0	0	0	0	0	0
Native Hawaiian/Other Pacific Islander:	0	0	0	0	0	0	0	0
American Indian/Alaskan Native & White:	0	0	0	0	0	0	0	0
Asian White:	0	0	0	0	0	0	0	0
Black/African American & White:	0	0	0	0	0	0	0	0
American Indian/Alaskan Native & Black/African American:	0	0	0	0	0	0	0	0
Other multi-racial:	0	0	0	0	0	0	0	0
Asian/Pacific Islander:	0	0	0	0	0	0	0	0
Hispanic:	0	0	0	0	0	0	0	0
Total:	0	0	0	0	0	0	0	0

Female-headed Households:

0 0 0

Income Category:

	Owner	Renter	Total	Person
Extremely Low	0	0	0	0
Low Mod	0	0	0	0
Moderate	0	0	0	0
Non Low Moderate	0	0	0	0

Black/African American & White:	0	0	0	0	0	0	0	0
American Indian/Alaskan Native & Black/African American:	0	0	0	0	0	0	0	0
Other multi-racial:	0	0	0	0	0	0	0	0
Asian/Pacific Islander:	0	0	0	0	0	0	0	0
Hispanic:	0	0	0	0	0	0	0	0
Total:	0	0	0	0	0	0	0	0

Female-headed Households: 0 0 0

Income Category:

	Owner	Renter	Total	Person
Extremely Low	0	0	0	0
Low Mod	0	0	0	0
Moderate	0	0	0	0
Non Low Moderate	0	0	0	0
Total	0	0	0	0

Percent Low/Mod

Annual Accomplishments

No data returned for this view. This might be because the applied filter excludes all data.

PGM Year:	2019
Project:	0002 - Workforce Development and Job Readiness
IDIS Activity:	7384 - HOME START-WORKFORCE DEV-20

Status:	Completed 12/3/2020 12:00:00 AM	Objective:	Create suitable living environments
Location:	5005 Texas St Ste 203 Suite 203 San Diego, CA 92108-3723	Outcome:	Availability/accessibility
		Matrix Code:	Employment Training (05H)
		National Objective:	LMC

Activity to prevent, prepare for, and respond to Coronavirus: No

Initial Funding 12/11/2019

Description:

The Home Start Workforce Development Program will provide LMI transitional age youth and young adults with access to employment training, experience, and job placement, so that they may become self-sufficient and acquire the necessary skills needed to obtain and maintain employment in the mainstream workforce.

Financing

	Fund Type	Grant Year	Grant	Funded Amount	Drawn In Program Year	Drawn Thru Program Year
CDBG	PI			\$41,422.33	\$38,031.09	\$38,031.09
Total	Total			\$41,422.33	\$38,031.09	\$38,031.09

Proposed Accomplishments

People (General) : 36

Actual Accomplishments

<i>Number assisted:</i>	Owner		Renter		Total		Person	
	Total	Hispanic	Total	Hispanic	Total	Hispanic	Total	Hispanic
White:	0	0	0	0	0	0	22	18
Black/African American:	0	0	0	0	0	0	4	0
Asian:	0	0	0	0	0	0	2	0
American Indian/Alaskan Native:	0	0	0	0	0	0	1	0
Native Hawaiian/Other Pacific Islander:	0	0	0	0	0	0	0	0
American Indian/Alaskan Native & White:	0	0	0	0	0	0	0	0
Asian White:	0	0	0	0	0	0	0	0
Black/African American & White:	0	0	0	0	0	0	0	0
American Indian/Alaskan Native & Black/African American:	0	0	0	0	0	0	0	0
Other multi-racial:	0	0	0	0	0	0	4	0
Asian/Pacific Islander:	0	0	0	0	0	0	0	0
Hispanic:	0	0	0	0	0	0	0	0
Total:	0	0	0	0	0	0	33	18
Female-headed Households:	0		0		0			

Income Category:

	Owner	Renter	Total	Person
Extremely Low	0	0	0	33
Low Mod	0	0	0	0
Moderate	0	0	0	0
Non Low Moderate	0	0	0	0
Total	0	0	0	33
Percent Low/Mod				100.0%

Annual Accomplishments

Years	Accomplishment Narrative	# Benefitting
2019	FOR the first 6 months of Fiscal Year 2020, 12 clients have been assisted. For Fiscal Year 2020 closeout report, 33 clients were assisted. Home start provided the required number of cohorts and met client service goals, despite being affected by the pandemic. Home Start had a 100% program completion rate and exited the majority of clients to full time employment. This was a highly successful program, and hope to be able to offer it again in the future.	

PGM Year: 2019

Project: 0005 - Economic Development

IDIS Activity: 7385 - LOGAN HTS CDC-NEW ENTREPRENEUR-20

Status: Open
 Location: 3040 Imperial Ave San Diego, CA 92102-4128

Objective: Create economic opportunities
 Outcome: Availability/accessibility
 Matrix Code: Micro-Enterprise Assistance (18C) National Objective: LMCMC

Activity to prevent, prepare for, and respond to Coronavirus: No**Initial Funding** 12/11/2019

Description:
 The Creating and Sustaining New Entrepreneurs program will provide training, technical assistance, and market opportunities to LMI residents of Logan Heights, who are interested in starting their own business.

Financing

	Fund Type	Grant Year	Grant	Funded Amount	Drawn In Program Year	Drawn Thru Program Year
CDBG	EN	Pre-2015		\$2,926.71	\$0.00	\$0.00
	PI			\$47,073.29	\$39,099.28	\$39,099.28
Total	Total			\$50,000.00	\$39,099.28	\$39,099.28

Proposed Accomplishments

Businesses : 25

Actual Accomplishments*Number assisted:*

	Owner		Renter		Total		Person	
	Total	Hispanic	Total	Hispanic	Total	Hispanic	Total	Hispanic
White:	0	0	0	0	0	0	10	10
Black/African American:	0	0	0	0	0	0	8	0
Asian:	0	0	0	0	0	0	0	0
American Indian/Alaskan Native:	0	0	0	0	0	0	0	0
Native Hawaiian/Other Pacific Islander:	0	0	0	0	0	0	0	0
American Indian/Alaskan Native & White:	0	0	0	0	0	0	0	0
Asian White:	0	0	0	0	0	0	1	0
Black/African American & White:	0	0	0	0	0	0	1	0
American Indian/Alaskan Native & Black/African American:	0	0	0	0	0	0	0	0
Other multi-racial:	0	0	0	0	0	0	1	0
Asian/Pacific Islander:	0	0	0	0	0	0	0	0
Hispanic:	0	0	0	0	0	0	0	0
Total:	0	0	0	0	0	0	21	10
Female-headed Households:	0		0		0			

Income Category:

	Owner	Renter	Total	Person
Extremely Low	0	0	0	2
Low Mod	0	0	0	8
Moderate	0	0	0	7
Non Low Moderate	0	0	0	4
Total	0	0	0	21
Percent Low/Mod				81.0%

Annual Accomplishments

Years	Accomplishment Narrative	# Benefitting
--------------	---------------------------------	----------------------

2019 For the first 6 months of Fiscal Year 2020, 21 clients have been assisted.

PGM Year: 2019

Project: 0005 - Economic Development

IDIS Activity: 7386 - SOMALI BANTU-WE DREAM-20

Status: Open

Objective: Create economic opportunities

Location: 4265 Fairmount Ave Ste 210 210 San Diego, CA 92105-1266

Outcome: Availability/accessibility

Matrix Code: Micro-Enterprise Assistance (18C)

National Objective: LMCMC

Activity to prevent, prepare for, and respond to Coronavirus: No

Initial Funding 12/11/2019

Date:
Description:
 The Women Entrepreneurs: Developing Refugee Economic Advancement through Microenterprise (WE DREAM) Program will assist refugees, with a focus on women, in becoming financially independent by helping them start their own child care microenterprise.
 The program will provide women with the instruction, training, and supportive services needed to pass state requirements for a license, enabling them to offer in-home daycare.

Financing

	Fund Type	Grant Year	Grant	Funded Amount	Drawn In Program Year	Drawn Thru Program Year
CDBG	EN	2015	B15MC060542	\$30,000.00	\$0.00	\$0.00
	PI			\$20,000.00	\$20,000.00	\$20,000.00
Total	Total			\$50,000.00	\$20,000.00	\$20,000.00

Proposed Accomplishments

Businesses : 20

Actual Accomplishments

<i>Number assisted:</i>	Owner		Renter		Total		Person	
	Total	Hispanic	Total	Hispanic	Total	Hispanic	Total	Hispanic

White:	0	0	0	0	0	0	0	0
Black/African American:	0	0	0	0	0	0	26	0
Asian:	0	0	0	0	0	0	0	0
American Indian/Alaskan Native:	0	0	0	0	0	0	0	0
Native Hawaiian/Other Pacific Islander:	0	0	0	0	0	0	0	0
American Indian/Alaskan Native & White:	0	0	0	0	0	0	0	0
Asian White:	0	0	0	0	0	0	0	0
Black/African American & White:	0	0	0	0	0	0	0	0
American Indian/Alaskan Native & Black/African American:	0	0	0	0	0	0	0	0
Other multi-racial:	0	0	0	0	0	0	0	0
Asian/Pacific Islander:	0	0	0	0	0	0	0	0
Hispanic:	0	0	0	0	0	0	0	0
Total:	0	0	0	0	0	0	26	0

Female-headed Households: 0 0 0

Income Category:

	Owner	Renter	Total	Person
Extremely Low	0	0	0	0
Low Mod	0	0	0	23
Moderate	0	0	0	3
Non Low Moderate	0	0	0	0
Total	0	0	0	26
Percent Low/Mod				100.0%

Annual Accomplishments

Years	Accomplishment Narrative	# Benefitting
2019	For the first 6 months of Fiscal Year 2020, 26 clients have been assisted.	
	Total Funded Amount:	\$129,250,620.66
	Total Drawn Thru Program Year:	\$50,811,847.32
	Total Drawn In Program Year:	\$24,792,058.56



U.S. Department of Housing and Urban Development
 Office of Community Planning and Development
 Integrated Disbursement and Information System
 CDBG Summary of Accomplishments
 Program Year: 2019

DATE: 12-14-20
 TIME: 13:05
 PAGE: 1

SAN DIEGO

Count of CDBG Activities with Disbursements by Activity Group & Matrix Code

Activity Group	Activity Category	Open Activities		Completed		Program Year Count	Total Activities Disbursed
		Open Count	Disbursed	Count	Disbursed		
Acquisition	Acquisition of Real Property (01)	1	\$0.00	0	\$0.00	1	\$0.00
	Total Acquisition	1	\$0.00	0	\$0.00	1	\$0.00
Economic Development	ED Direct Financial Assistance to For-	4	\$1,460,000.00	0	\$0.00	4	\$1,460,000.00
	ED Technical Assistance (18B)	2	\$260,893.68	0	\$0.00	2	\$260,893.68
	Micro-Enterprise Assistance (18C)	10	\$706,654.76	4	\$439,620.40	14	\$1,146,275.16
	Total Economic Development	16	\$2,427,548.44	4	\$439,620.40	20	\$2,867,168.84
Housing	Homeownership Assistance-	1	\$0.00	2	\$0.00	3	\$0.00
	Rehab; Single-Unit Residential (14A)	3	\$10,078,649.32	2	\$0.00	5	\$10,078,649.32
	Rehab; Multi-Unit Residential (14B)	3	\$55,612.27	2	\$0.00	5	\$55,612.27
	Energy Efficiency Improvements	0	\$0.00	2	\$34,923.60	2	\$34,923.60
	Total Housing	7	\$10,134,261.59	8	\$34,923.60	15	\$10,169,185.19
Public Facilities and Improvements	Senior Centers (03A)	3	\$17,993.22	0	\$0.00	3	\$17,993.22
	Facility for Persons with Disabilities	1	\$0.00	1	\$0.00	2	\$0.00
	Homeless Facilities (not operating	2	\$1,235,606.19	1	\$0.00	3	\$1,235,606.19
	Youth Centers (03D)	1	\$0.00	1	\$0.00	2	\$0.00
	Neighborhood Facilities (03E)	4	\$2,017,802.19	2	\$0.00	6	\$2,017,802.19
	Parks, Recreational Facilities (03F)	2	\$13,168.17	1	\$61,146.37	3	\$74,314.54
	Street Improvements (03K)	1	\$0.00	0	\$0.00	1	\$0.00
	Sidewalks (03L)	2	\$99,590.92	0	\$0.00	2	\$99,590.92
	Health Facilities (03P)	5	\$3,852.85	3	\$577,948.89	8	\$581,801.74
	Other Public Improvements Not Listed in 03A-03S (03Z)	1	\$0.00	4	\$600,988.74	5	\$600,988.74
	Total Public Facilities and Improvements	22	\$3,388,013.54	13	\$1,240,084.00	35	\$4,628,097.54
Public Services	Operating Costs of Homeless/AIDS	3	\$230,481.88	6	\$535,138.25	9	\$765,620.13
	Senior Services (05A)	1	\$37,643.55	1	\$69,837.14	2	\$107,480.69
	Youth Services (05D)	9	\$760,858.31	4	\$272,054.54	13	\$1,032,912.85

	Substance Abuse Services (05F)	1	\$45,405.23	0	\$0.00	1	\$45,405.23
	Services for victims of domestic	0	\$0.00	1	\$0.00	1	\$0.00
	Employment Training (05H)	6	\$654,212.22	6	\$317,584.87	12	\$971,797.09
	Health Services (05M)	1	\$32,596.37	0	\$0.00	1	\$32,596.37
	Mental Health Services (05O)	3	\$119,173.49	2	\$49,492.30	5	\$168,665.79
	Other Public Services Not Listed in	3	\$69,245.48	5	\$153,023.84	8	\$222,269.32
	Total Public Services	27	\$1,949,616.53	25	\$1,397,130.94	52	\$3,346,747.47
General Administration and Planning	General Program Administration	4	\$3,716,570.81	0	\$0.00	4	\$3,716,570.81
	Fair Housing Activities (subject to 20% Admin Cap) (21D)	1	\$64,288.71	0	\$0.00	1	\$64,288.71
	Total General Administration and Planning	5	\$3,780,859.52	0	\$0.00	5	\$3,780,859.52
Grand Total		78	\$21,680,299.62	50	\$3,111,758.94	128	\$24,792,058.56

CDBG Sum of Actual Accomplishments by Activity Group and Accomplishment Type

Activity Group	Matrix Code	Accomplishment Type	Completed		Program Year Totals
			Open Count	Count	
Acquisition	Acquisition of Real Property (01)	Public Facilities	0	0	0
	Total Acquisition		0	0	0
Economic Development	ED Direct Financial Assistance to For-Profits	Jobs	20	0	20
	ED Technical Assistance (18B)	Jobs	0	0	0
	Micro-Enterprise Assistance (18C)	Business	344	216	560
		Jobs	8	0	8
	Total Economic Development		372	216	588
Housing	Homeownership Assistance-excluding Housing	Households	0	66	66
	Rehab; Single-Unit Residential (14A)	Housing Units	16	9	25
	Rehab; Multi-Unit Residential (14B)	Housing Units	175	245	420
	Energy Efficiency Improvements (14F)	Housing Units	0	83	83
	Total Housing		191	403	594
Public Facilities and Improvements	Senior Centers (03A)	Public Facilities	0	0	0
	Facility for Persons with Disabilities (03B)	Public Facilities	0	137	137
	Homeless Facilities (not operating costs) (03C)	Public Facilities	0	970	970
	Youth Centers (03D)	Public Facilities	0	238	238
	Neighborhood Facilities (03E)	Public Facilities	70,295	45,193	115,488
	Parks, Recreational Facilities (03F)	Public Facilities	12,720	4,080	16,800
	Street Improvements (03K)	Persons	0	0	0
	Sidewalks (03L)	Public Facilities	65,610	0	65,610
	Health Facilities (03P)	Public Facilities	0	1,956	1,956

Other Public Improvements Not Listed in 03A-03S (03Z)	Persons	0	69	69
	Public Facilities	0	389	389

Total Public Facilities and Improvements

148,625	53,032	201,657
----------------	---------------	----------------

Public Services

Operating Costs of Homeless/AIDS Patients	Persons	1,190	19,435	20,625
Senior Services (05A)	Persons	38	200	238
Youth Services (05D)	Persons	1,421	713	2,134
Substance Abuse Services (05F)	Persons	0	0	0
Services for victims of domestic violence, dating	Persons	0	59	59
Employment Training (05H)	Persons	384	288	672
Health Services (05M)	Persons	98	0	98
Mental Health Services (05O)	Persons	89	53	142
Other Public Services Not Listed in 05A-05Y,	Persons	19	1,309	1,328

Total Public Services

3,239	22,057	25,296
--------------	---------------	---------------

Grand Total

152,427	75,708	228,135
----------------	---------------	----------------


CDBG Beneficiaries by Racial / Ethnic Category

Housing-Non Housing	Race	Total Persons	Total Hispanic Persons	Total Households	Total Hispanic Households
Housing	White	0	0	301	120
	Black/African American	0	0	99	1
	Asian	0	0	20	0
	American Indian/Alaskan Native	0	0	6	1
	Native Hawaiian/Other Pacific Islander	0	0	1	0
	Black/African American & White	0	0	2	0
	Other multi-racial	0	0	165	26
	Total Housing		0	0	594
Non Housing	White	18,447	7,497	0	0
	Black/African American	7,852	357	0	0
	Asian	1,435	66	0	0
	American Indian/Alaskan Native	463	156	0	0
	Native Hawaiian/Other Pacific Islander	338	55	0	0
	American Indian/Alaskan Native & White	99	21	0	0
	Asian & White	139	15	0	0
	Black/African American & White	156	24	0	0
	Amer. Indian/Alaskan Native & Black/African	76	34	0	0
Other multi-racial	1,281	847	0	0	

	Total Non Housing	30,286	9,072	0	0
Grand Total	White	18,447	7,497	301	120
	Black/African American	7,852	357	99	1
	Asian	1,435	66	20	0
	American Indian/Alaskan Native	463	156	6	1
	Native Hawaiian/Other Pacific Islander	338	55	1	0
	American Indian/Alaskan Native & White	99	21	0	0
	Asian & White	139	15	0	0
	Black/African American & White	156	24	2	0
	Amer. Indian/Alaskan Native & Black/African	76	34	0	0
	Other multi-racial	1,281	847	165	26
	Total Grand Total	30,286	9,072	594	148

CDBG Beneficiaries by Income Category

Income Levels		Owner Occupied	Renter Occupied	Persons
Housing	Extremely Low (<=30%)	11	0	0
	Low (>30% and <=50%)	13	0	0
	Mod (>50% and <=80%)	11	0	0
	Total Low-Mod	35	0	0
	Non Low-Mod (>80%)	0	0	0
	Total Beneficiaries	35	0	0
Non Housing	Extremely Low (<=30%)	0	0	14,513
	Low (>30% and <=50%)	0	0	2,149
	Mod (>50% and <=80%)	0	0	402
	Total Low-Mod	0	0	17,064
	Non Low-Mod (>80%)	0	0	331
	Total Beneficiaries	0	0	17,395



Program Year: 2019
 Start Date 01-Jul-2019 - End Date 30-Jun-2020

SAN DIEGO
Home Disbursements and Unit Completions

Activity Type	Disbursed Amount	Units Completed	Units Occupied
Rentals	\$15,710,000.00	106	106
First Time Homebuyers	\$2,186,214.00	34	34
Total, Rentals and TBRA	\$15,710,000.00	106	106
Total, Homebuyers and Homeowners	\$2,186,214.00	34	34
Grand Total	\$17,896,214.00	140	140

Home Unit Completions by Percent of Area Median Income

Activity Type						Units Completed	
	0% - 30%	31% - 50%	51% - 60%	61% - 80%	Total 0% - 60%	Total 0% - 80%	
Rentals	48	37	21	0	106	106	
First Time Homebuyers	0	3	5	26	8	34	
Total, Rentals and TBRA	48	37	21	0	106	106	
Total, Homebuyers and Homeowners	0	3	5	26	8	34	
Grand Total	48	40	26	26	114	140	

Home Unit Reported As Vacant

Activity Type	Reported as Vacant
Rentals	0
First Time Homebuyers	0
Total, Rentals and TBRA	0
Total, Homebuyers and	0

Grand Total 0

Home Unit Completions by Racial / Ethnic Category

	Rentals		First Time Homebuyers	
	Complete	Completed -	Completed	Completed -
White	56	27	29	24
Black/African American	17	0	1	0
Asian	1	1	4	0
Native Hawaiian/Other Pacific Islander	1	0	0	0
Other multi-racial	31	4	0	0
Total	106	32	34	24

	Total, Rentals and TBRA		Homeowners		Grand Total	
	Completed	Completed -	Completed	Completed -	Completed	Complete
White	56	27	29	24	85	51
Black/African American	17	0	1	0	18	0
Asian	1	1	4	0	5	1
Native Hawaiian/Other Pacific Islander	1	0	0	0	1	0
Other multi-racial	31	4	0	0	31	4
Total	106	32	34	24	140	56



Office of Community Planning and Development
U.S. Department of Housing and Urban Development
Integrated Disbursement and Information System
PR26 - CDBG Financial Summary Report
Program Year 2019
SAN DIEGO , CA

DATE: 12-14-20
TIME: 13:07
PAGE: 1

PART I: SUMMARY OF CDBG RESOURCES

01 UNEXPENDED CDBG FUNDS AT END OF PREVIOUS PROGRAM YEAR	35,597,381.92
02 ENTITLEMENT GRANT	11,876,002.00
03 SURPLUS URBAN RENEWAL	0.00
04 SECTION 108 GUARANTEED LOAN FUNDS	0.00
05 CURRENT YEAR PROGRAM INCOME	34,231,737.33
05a CURRENT YEAR SECTION 108 PROGRAM INCOME (FOR SI TYPE)	0.00
06 FUNDS RETURNED TO THE LINE-OF-CREDIT	0.00
06a FUNDS RETURNED TO THE LOCAL CDBG ACCOUNT	0.00
07 ADJUSTMENT TO COMPUTE TOTAL AVAILABLE	0.00
08 TOTAL AVAILABLE (SUM, LINES 01-07)	81,705,121.25

PART II: SUMMARY OF CDBG EXPENDITURES

09 DISBURSEMENTS OTHER THAN SECTION 108 REPAYMENTS AND PLANNING/ADMINISTRATION	21,011,199.04
10 ADJUSTMENT TO COMPUTE TOTAL AMOUNT SUBJECT TO LOW/MOD BENEFIT	0.00
11 AMOUNT SUBJECT TO LOW/MOD BENEFIT (LINE 09 + LINE 10)	21,011,199.04
12 DISBURSED IN IDIS FOR PLANNING/ADMINISTRATION	3,780,859.52
13 DISBURSED IN IDIS FOR SECTION 108 REPAYMENTS	0.00
14 ADJUSTMENT TO COMPUTE TOTAL EXPENDITURES	0.00
15 TOTAL EXPENDITURES (SUM, LINES 11-14)	24,792,058.56
16 UNEXPENDED BALANCE (LINE 08 - LINE 15)	56,913,062.69

PART III: LOWMOD BENEFIT THIS REPORTING PERIOD

17 EXPENDED FOR LOW/MOD HOUSING IN SPECIAL AREAS	0.00
18 EXPENDED FOR LOW/MOD MULTI-UNIT HOUSING	0.00
19 DISBURSED FOR OTHER LOW/MOD ACTIVITIES	20,955,586.77
20 ADJUSTMENT TO COMPUTE TOTAL LOW/MOD CREDIT	0.00
21 TOTAL LOW/MOD CREDIT (SUM, LINES 17-20)	20,955,586.77
22 PERCENT LOW/MOD CREDIT (LINE 21/LINE 11)	99.74%

LOW/MOD BENEFIT FOR MULTI-YEAR CERTIFICATIONS

23 PROGRAM YEARS(PY) COVERED IN CERTIFICATION	PY: PY: PY:
24 CUMULATIVE NET EXPENDITURES SUBJECT TO LOW/MOD BENEFIT CALCULATION	0.00
25 CUMULATIVE EXPENDITURES BENEFITING LOW/MOD PERSONS	0.00
26 PERCENT BENEFIT TO LOW/MOD PERSONS (LINE 25/LINE 24)	0.00%

PART IV: PUBLIC SERVICE (PS) CAP CALCULATIONS

27 DISBURSED IN IDIS FOR PUBLIC SERVICES	3,346,747.47
28 PS UNLIQUIDATED OBLIGATIONS AT END OF CURRENT PROGRAM YEAR	3,202,399.76
29 PS UNLIQUIDATED OBLIGATIONS AT END OF PREVIOUS PROGRAM YEAR	1,025,000.00
30 ADJUSTMENT TO COMPUTE TOTAL PS OBLIGATIONS	(36,885.15)
31 TOTAL PS OBLIGATIONS (LINE 27 + LINE 28 - LINE 29 + LINE 30)	5,487,262.08
32 ENTITLEMENT GRANT	11,876,002.00
33 PRIOR YEAR PROGRAM INCOME	38,330,790.94
34 ADJUSTMENT TO COMPUTE TOTAL SUBJECT TO PS CAP	0.00
35 TOTAL SUBJECT TO PS CAP (SUM, LINES 32-34)	50,206,792.94
36 PERCENT FUNDS OBLIGATED FOR PS ACTIVITIES (LINE 31/LINE 35)	10.93%

PART V: PLANNING AND ADMINISTRATION (PA) CAP

37	DISBURSED IN IDIS FOR PLANNING/ADMINISTRATION	3,780,859.52
38	PA UNLIQUIDATED OBLIGATIONS AT END OF CURRENT PROGRAM YEAR	4,620,207.11
39	PA UNLIQUIDATED OBLIGATIONS AT END OF PREVIOUS PROGRAM YEAR	1,774,587.77
40	ADJUSTMENT TO COMPUTE TOTAL PA OBLIGATIONS	(137,989.86)
41	TOTAL PA OBLIGATIONS (LINE 37 + LINE 38 - LINE 39 +LINE 40)	6,488,489.00
42	ENTITLEMENT GRANT	11,876,002.00
43	CURRENT YEAR PROGRAM INCOME	34,231,737.33
44	ADJUSTMENT TO COMPUTE TOTAL SUBJECT TO PA CAP	0.00
45	TOTAL SUBJECT TO PA CAP (SUM, LINES 42-44)	46,107,739.33
46	PERCENT FUNDS OBLIGATED FOR PA ACTIVITIES (LINE 41/LINE 45)	14.07%

LINE 17 DETAIL: ACTIVITIES TO CONSIDER IN DETERMINING THE AMOUNT TO ENTER ON LINE 17

Report returned no data.

LINE 18 DETAIL: ACTIVITIES TO CONSIDER IN DETERMINING THE AMOUNT TO ENTER ON LINE 18

Plan Year	IDIS Project	IDIS Activity	Activity Name	Matrix Code	National Objective	Drawn Amount
2018	4	7226	CHICANO FEDERATION-WINDOW-19	14B	LMH	\$55,612.27
				14B	Matrix Code 14B	\$55,612.27
Total						\$55,612.27

LINE 19 DETAIL: ACTIVITIES INCLUDED IN THE COMPUTATION OF LINE 19

Plan Year	IDIS Project	IDIS Activity	Voucher Number	Activity Name	Matrix Code	National Objective	Drawn Amount
2017	3	7039	6334482	BAY TERRACES COMMUNITY CTR-18	03A	LMC	\$2,412.97
2017	3	7039	6369492	BAY TERRACES COMMUNITY CTR-18	03A	LMC	\$12,321.01
2017	3	7039	6388986	BAY TERRACES COMMUNITY CTR-18	03A	LMC	\$3,259.24
				03A	Matrix Code 03A	\$17,993.22	
2017	6	7127	6334482	CITY SD-ED-HOMELESS FAC REHAB	03C	LMC	\$347,963.87
2017	6	7127	6369492	CITY SD-ED-HOMELESS FAC REHAB	03C	LMC	\$248,337.46
2017	6	7127	6388986	CITY SD-ED-HOMELESS FAC REHAB	03C	LMC	\$639,304.86
				03C	Matrix Code 03C	\$1,235,606.19	
2015	2	6821	6334482	CITY SD-CHOLLAS LAKE PK PLAYGROUND-16	03E	LMA	\$37,403.03
2017	3	7042	6334482	PARK DE LA CRUZ COMMUNITY CTR-18	03E	LMC	\$166,115.57
2017	3	7042	6369492	PARK DE LA CRUZ COMMUNITY CTR-18	03E	LMC	\$175,772.42
2017	3	7042	6388986	PARK DE LA CRUZ COMMUNITY CTR-18	03E	LMC	\$7,408.10
2018	3	7223	6334482	BAY TERRACES COMMUNITY CTR-19	03E	LMC	\$609,765.71
2018	3	7223	6369492	BAY TERRACES COMMUNITY CTR-19	03E	LMC	\$407,987.59
2018	3	7223	6388986	BAY TERRACES COMMUNITY CTR-19	03E	LMC	\$613,349.77
				03E	Matrix Code 03E	\$2,017,802.19	
2017	3	7041	6369492	MEMORIAL COMM PARK PLAYGRD ADA-18	03F	LMA	\$61,146.37
2019	8	7350	6300715	CITY SD SE MINI PARK IMP-20	03F	LMA	\$115.96
2019	8	7350	6334482	CITY SD SE MINI PARK IMP-20	03F	LMA	\$2,645.95
2019	8	7350	6369492	CITY SD SE MINI PARK IMP-20	03F	LMA	\$6,233.52
2019	8	7350	6388986	CITY SD SE MINI PARK IMP-20	03F	LMA	\$4,172.74

					03F	Matrix Code 03F	\$74,314.54
2015	2	6829	6388986	CITY SD-NEW WALKWAYS AA-16	03L	LMA	\$23,772.99
2015	2	6871	6334482	CITY SD-NEW WALKWAYS-16	03L	LMA	\$32,478.89
2015	2	6871	6388986	CITY SD-NEW WALKWAYS-16	03L	LMA	\$43,339.04
					03L	Matrix Code 03L	\$99,590.92
2018	2	7184	6334482	LA MAESTRA HLTH CTR-19	03P	LMC	\$276,925.05
2018	2	7184	6369492	LA MAESTRA HLTH CTR-19	03P	LMC	\$70,654.47
2018	2	7211	6388986	ST PAUL MCCOLL HLTH CTR-19	03P	LMC	\$3,852.85
2018	2	7212	6334482	ST PAUL VILLA-19	03P	LMC	\$70,350.50
2018	2	7212	6369492	ST PAUL VILLA-19	03P	LMC	\$156,483.52
2018	2	7212	6388986	ST PAUL VILLA-19	03P	LMC	\$3,535.35
					03P	Matrix Code 03P	\$581,801.74
2018	8	7235	6334482	LA MAESTRA HEALTH SERVICES-19	03T	LMC	\$17,492.88
2019	7	7351	6334482	LA MAESTRA HEALTH SERVICES-20	03T	LMC	\$28,322.36
2019	7	7351	6369492	LA MAESTRA HEALTH SERVICES-20	03T	LMC	\$71,589.32
2019	7	7351	6388986	LA MAESTRA HEALTH SERVICES-20	03T	LMC	\$33,073.70
2019	7	7355	6369492	SD HSG COMM-DAY CENTER-20	03T	LMC	\$155,442.75
2019	7	7355	6388986	SD HSG COMM-DAY CENTER-20	03T	LMC	\$123,602.81
2019	7	7356	6369492	SD HSG COMM-CONNECTIONS-20	03T	LMC	\$51,584.63
2019	7	7356	6388986	SD HSG COMM-CONNECTIONS-20	03T	LMC	\$91,162.29
2019	7	7357	6369492	SD HSG COMM-CORTEZ-20	03T	LMC	\$50,811.44
2019	7	7357	6388986	SD HSG COMM-CORTEZ-20	03T	LMC	\$36,923.52
2019	7	7358	6369492	SD HSG COMM-INTERIM HOUSING-20	03T	LMC	\$49,613.90
2019	7	7358	6388986	SD HSG COMM-INTERIM HOUSING-20	03T	LMC	\$56,000.53
					03T	Matrix Code 03T	\$765,620.13
2017	2	7047	6369492	CITY SD-ED-EARLY-STAGE DEV ACCEL-18	03Z	LMC	\$40,444.67
2018	2	7198	6334482	RONALD MCDONALD CHARITIES-19	03Z	LMC	\$87,500.00
2018	2	7198	6369492	RONALD MCDONALD CHARITIES-19	03Z	LMC	\$161,400.00
2018	2	7214	6334482	URBAN CORPS-FACILITY IMP-19	03Z	LMC	\$17,376.95
2018	2	7214	6388986	URBAN CORPS-FACILITY IMP-19	03Z	LMC	\$294,267.12
					03Z	Matrix Code 03Z	\$600,988.74
2019	3	7366	6334482	MEALS-HOME DELIVERED-20	05A	LMC	\$26,695.43
2019	3	7366	6369492	MEALS-HOME DELIVERED-20	05A	LMC	\$28,498.63
2019	3	7366	6388986	MEALS-HOME DELIVERED-20	05A	LMC	\$14,643.08
2019	7	7353	6334482	SERVING SENIORS-20	05A	LMC	\$16,044.40
2019	7	7353	6369492	SERVING SENIORS-20	05A	LMC	\$13,576.95
2019	7	7353	6388986	SERVING SENIORS-20	05A	LMC	\$8,022.20
					05A	Matrix Code 05A	\$107,480.69
2018	2	7185	6334482	LAUNCHBIO-19	05D	LMC	\$205.00
2018	2	7213	6334482	UPAC ECON DEV-19	05D	LMC	\$12,492.15
2019	2	7341	6334482	CASA FAMILIAR INC-20	05D	LMC	\$12,690.21
2019	2	7341	6369492	CASA FAMILIAR INC-20	05D	LMC	\$13,963.64
2019	2	7341	6388986	CASA FAMILIAR INC-20	05D	LMC	\$16,012.26

2019	2	7346	6388986	SD WORKFORCE PART-HIRE YTH-20	05D	LMC	\$246,658.00
2019	2	7347	6388986	SD WORKFORCE PART-C2C-20	05D	LMC	\$105,266.00
2019	3	7361	6334482	CITY SD LIB-LIBRARY NEXT-20	05D	LMC	\$62,500.00
2019	3	7361	6369492	CITY SD LIB-LIBRARY NEXT-20	05D	LMC	\$125,000.00
2019	3	7367	6334482	OCEAN DISCOVERY-EMPOWERING-20	05D	LMC	\$9,548.06
2019	3	7367	6369492	OCEAN DISCOVERY-EMPOWERING-20	05D	LMC	\$34,992.11
2019	3	7367	6388986	OCEAN DISCOVERY-EMPOWERING-20	05D	LMC	\$21,870.26
2019	3	7368	6334482	ORGANIZATION IN TRG-YOUTH LEAD-20	05D	LMC	\$14,210.93
2019	3	7368	6369492	ORGANIZATION IN TRG-YOUTH LEAD-20	05D	LMC	\$17,580.17
2019	3	7368	6388986	ORGANIZATION IN TRG-YOUTH LEAD-20	05D	LMC	\$3,766.10
2019	3	7370	6334482	REALITY CHANGERS-COLLEGE-20	05D	LMC	\$35,830.57
2019	3	7370	6369492	REALITY CHANGERS-COLLEGE-20	05D	LMC	\$40,119.52
2019	3	7370	6388986	REALITY CHANGERS-COLLEGE-20	05D	LMC	\$20,177.81
2019	3	7372	6334482	SD PRO ART VOICES-YOUTH CHORAL-20	05D	LMC	\$10,000.00
2019	3	7372	6369492	SD PRO ART VOICES-YOUTH CHORAL-20	05D	LMC	\$15,000.00
2019	3	7372	6388986	SD PRO ART VOICES-YOUTH CHORAL-20	05D	LMC	\$5,402.50
2019	3	7373	6334482	SPACE 4 ART-STEAM TO STREETS-20	05D	LMC	\$10,000.00
2019	3	7373	6369492	SPACE 4 ART-STEAM TO STREETS-20	05D	LMC	\$5,000.00
2019	3	7373	6388986	SPACE 4 ART-STEAM TO STREETS-20	05D	LMC	\$1,680.60
2019	3	7374	6334482	VOICES FOR CHILDREN-20	05D	LMC	\$79,382.64
2019	3	7374	6369492	VOICES FOR CHILDREN-20	05D	LMC	\$72,931.32
2019	3	7374	6388986	VOICES FOR CHILDREN-20	05D	LMC	\$40,633.00
					05D	Matrix Code 05D	\$1,032,912.85
2019	3	7362	6369492	FAMILY HLTH CTR-SAFE POINT SD-20	05F	LMC	\$20,549.71
2019	3	7362	6388986	FAMILY HLTH CTR-SAFE POINT SD-20	05F	LMC	\$24,855.52
					05F	Matrix Code 05F	\$45,405.23
2019	2	7342	6334482	CTR EMP OPP-EMP REENTRY-20	05H	LMC	\$35,097.61
2019	2	7342	6369492	CTR EMP OPP-EMP REENTRY-20	05H	LMC	\$28,072.81
2019	2	7342	6388986	CTR EMP OPP-EMP REENTRY-20	05H	LMC	\$24,156.42
2019	2	7343	6334482	GRID ALTERNATIVES-INSTALLER-20	05H	LMC	\$4,571.00
2019	2	7343	6369492	GRID ALTERNATIVES-INSTALLER-20	05H	LMC	\$19,404.28
2019	2	7343	6388986	GRID ALTERNATIVES-INSTALLER-20	05H	LMC	\$2,963.94
2019	2	7344	6334482	INTER RESCUE COMM-PROJECT CHOP-20	05H	LMC	\$19,050.79
2019	2	7344	6369492	INTER RESCUE COMM-PROJECT CHOP-20	05H	LMC	\$35,405.29
2019	2	7344	6388986	INTER RESCUE COMM-PROJECT CHOP-20	05H	LMC	\$5,724.99
2019	2	7345	6334482	KITCHENS 4 GOOD-PROJECT LAUNCH-20	05H	LMC	\$38,718.50
2019	2	7345	6369492	KITCHENS 4 GOOD-PROJECT LAUNCH-20	05H	LMC	\$32,697.44
2019	2	7345	6388986	KITCHENS 4 GOOD-PROJECT LAUNCH-20	05H	LMC	\$21,459.89
2019	2	7348	6388986	SD WORKFORCE PART-CODE SD-20	05H	LMC	\$627,273.00
2019	2	7384	6334482	HOME START-WORKFORCE DEV-20	05H	LMC	\$5,100.91
2019	2	7384	6369492	HOME START-WORKFORCE DEV-20	05H	LMC	\$18,461.41
2019	2	7384	6388986	HOME START-WORKFORCE DEV-20	05H	LMC	\$14,468.77
2019	3	7369	6334482	PAVING GREAT FUTURES-CHAMP-20	05H	LMC	\$10,000.00
2019	3	7369	6369492	PAVING GREAT FUTURES-CHAMP-20	05H	LMC	\$21,020.00
2019	3	7369	6388986	PAVING GREAT FUTURES-CHAMP-20	05H	LMC	\$8,150.04
					05H	Matrix Code 05H	\$971,797.09
2019	7	7352	6334482	FATHER JOES'S VILLAGES-HOPE-20	05M	LMC	\$7,357.12
2019	7	7352	6369492	FATHER JOES'S VILLAGES-HOPE-20	05M	LMC	\$17,085.76

2019	7	7352	6388986	FATHER JOES'S VILLAGES-HOPE-20	05M	LMC	\$8,153.49
					05M	Matrix Code 05M	\$32,596.37
2019	3	7359	6334482	ALMA COMM-ACC PARENTING-20	05O	LMC	\$14,515.76
2019	3	7359	6369492	ALMA COMM-ACC PARENTING-20	05O	LMC	\$12,272.58
2019	3	7359	6388986	ALMA COMM-ACC PARENTING-20	05O	LMC	\$6,232.87
2019	3	7364	6334482	LAUNCHING LEGACIES-SOCIAL CONN-20	05O	LMC	\$20,000.00
2019	3	7364	6369492	LAUNCHING LEGACIES-SOCIAL CONN-20	05O	LMC	\$5,000.00
2019	3	7371	6334482	SD LGBT COMMUNITY CENTER-20	05O	LMC	\$29,828.76
2019	3	7371	6369492	SD LGBT COMMUNITY CENTER-20	05O	LMC	\$21,815.03
2019	3	7371	6388986	SD LGBT COMMUNITY CENTER-20	05O	LMC	\$9,508.49
2019	3	7376	6334482	WAVE ACADEMY-20	05O	LMC	\$17,087.06
2019	3	7376	6369492	WAVE ACADEMY-20	05O	LMC	\$29,497.24
2019	3	7376	6388986	WAVE ACADEMY-20	05O	LMC	\$2,908.00
					05O	Matrix Code 05O	\$168,665.79
2018	2	7177	6334482	CASA FAMILIAR INC-19	05Z	LMC	\$1.00
2018	2	7199	6334482	ROSE ACADEMY-19	05Z	LMC	\$6,545.88
2018	2	7199	6388986	ROSE ACADEMY-19	05Z	LMC	\$148.24
2019	3	7360	6369492	BAYSIDE COMM CTR-SOCIAL SVCES-20	05Z	LMC	\$2,220.16
2019	3	7360	6388986	BAYSIDE COMM CTR-SOCIAL SVCES-20	05Z	LMC	\$3,339.04
2019	3	7363	6334482	KAREN ORGANIZATION OF SD-20	05Z	LMC	\$14,673.36
2019	3	7363	6369492	KAREN ORGANIZATION OF SD-20	05Z	LMC	\$18,223.54
2019	3	7363	6388986	KAREN ORGANIZATION OF SD-20	05Z	LMC	\$9,659.58
2019	3	7365	6334482	MAMA'S KITCHEN-HOME MEALS-20	05Z	LMC	\$40,232.23
2019	3	7365	6369492	MAMA'S KITCHEN-HOME MEALS-20	05Z	LMC	\$42,234.91
2019	3	7365	6388986	MAMA'S KITCHEN-HOME MEALS-20	05Z	LMC	\$21,305.10
2019	3	7375	6334482	URBAN GROWTH CSA-20	05Z	LMC	\$15,000.00
2019	3	7375	6369492	URBAN GROWTH CSA-20	05Z	LMC	\$10,000.00
2019	7	7354	6334482	WESLEY HOUSE 2ND START-20	05Z	LMC	\$20,000.00
2019	7	7354	6369492	WESLEY HOUSE 2ND START-20	05Z	LMC	\$12,109.48
2019	7	7354	6388986	WESLEY HOUSE 2ND START-20	05Z	LMC	\$6,576.80
					05Z	Matrix Code 05Z	\$222,269.32
2019	4	7326	6334472	SDHC-AFFORDABLE HOUSING (SDHC)-20	14A	LMH	\$10,000,000.00
2019	4	7328	6334482	GRID ALTERNATIVES-SINGLE FAMILY-20	14A	LMH	\$78,649.32
					14A	Matrix Code 14A	\$10,078,649.32
2018	4	7227	6334482	GRID ALTERNATIVES-SD SOLAR-19	14F	LMH	\$34,923.60
					14F	Matrix Code 14F	\$34,923.60
2019	5	7338	6388986	CITY SD-SBRF-20	18A	LMJ	\$1,460,000.00
					18A	Matrix Code 18A	\$1,460,000.00
2018	5	7242	6388986	CITY SD-ED-EARLY-STAGE DEV ACCEL-19	18B	LMJ	\$260,893.68
					18B	Matrix Code 18B	\$260,893.68

2018	5	7250	6334482	SOUTHWEST COM CLGE-SMALL BUS-19	18C	LMCMC	\$41,037.75	
2018	6	7256	6334482	SOMALI FAMILY-MICROENT-GRANT CAP-19	18C	LMCMC	\$18,013.20	
2018	6	7256	6369492	SOMALI FAMILY-MICROENT-GRANT CAP-19	18C	LMCMC	\$29,167.47	
2019	5	7329	6334482	ACCESS-MICROENTERPRISE-20	18C	LMCMC	\$11,725.52	
2019	5	7329	6369492	ACCESS-MICROENTERPRISE-20	18C	LMCMC	\$43,187.10	
2019	5	7330	6334482	ACCION-SAN DIEGO-20	18C	LMCMC	\$43,942.12	
2019	5	7330	6369492	ACCION-SAN DIEGO-20	18C	LMCMC	\$65,222.09	
2019	5	7330	6388986	ACCION-SAN DIEGO-20	18C	LMCMC	\$47,988.40	
2019	5	7331	6334482	ALLIANCE FOR AFRICAN ASSIST-LEAP-20	18C	LMCMC	\$2,075.32	
2019	5	7331	6369492	ALLIANCE FOR AFRICAN ASSIST-LEAP-20	18C	LMCMC	\$52,214.56	
2019	5	7331	6388986	ALLIANCE FOR AFRICAN ASSIST-LEAP-20	18C	LMCMC	\$29,504.25	
2019	5	7332	6334482	CITY HEIGHTS CDC-MICROENT-20	18C	LMCMC	\$26,920.20	
2019	5	7332	6369492	CITY HEIGHTS CDC-MICROENT-20	18C	LMCMC	\$42,894.73	
2019	5	7332	6388986	CITY HEIGHTS CDC-MICROENT-20	18C	LMCMC	\$15,522.32	
2019	5	7335	6334482	HORN OF AFRICA-CH REFUGEE BUS-20	18C	LMCMC	\$60,644.53	
2019	5	7335	6369492	HORN OF AFRICA-CH REFUGEE BUS-20	18C	LMCMC	\$63,679.99	
2019	5	7335	6388986	HORN OF AFRICA-CH REFUGEE BUS-20	18C	LMCMC	\$31,768.27	
2019	5	7336	6334482	INTER RESCUE COMM-MICROENT-20	18C	LMCMC	\$30,424.06	
2019	5	7336	6369492	INTER RESCUE COMM-MICROENT-20	18C	LMCMC	\$30,905.40	
2019	5	7336	6388986	INTER RESCUE COMM-MICROENT-20	18C	LMCMC	\$24,037.12	
2019	5	7339	6334482	SOMALI FAMILY-MICROENT-20	18C	LMC	\$34,155.35	
2019	5	7339	6369492	SOMALI FAMILY-MICROENT-20	18C	LMC	\$63,106.05	
2019	5	7339	6388986	SOMALI FAMILY-MICROENT-20	18C	LMC	\$32,106.48	
2019	5	7340	6334482	SOUTHWEST COM CLGE-SMALL BUS-20	18C	LMCMC	\$40,466.56	
2019	5	7340	6369492	SOUTHWEST COM CLGE-SMALL BUS-20	18C	LMCMC	\$142,075.72	
2019	5	7340	6388986	SOUTHWEST COM CLGE-SMALL BUS-20	18C	LMCMC	\$64,391.32	
2019	5	7385	6334482	LOGAN HTS CDC-NEW ENTREPRENEUR-20	18C	LMCMC	\$20,000.00	
2019	5	7385	6369492	LOGAN HTS CDC-NEW ENTREPRENEUR-20	18C	LMCMC	\$16,909.28	
2019	5	7385	6388986	LOGAN HTS CDC-NEW ENTREPRENEUR-20	18C	LMCMC	\$2,190.00	
2019	5	7386	6334482	SOMALI BANTU-WE DREAM-20	18C	LMCMC	\$15,000.00	
2019	5	7386	6369492	SOMALI BANTU-WE DREAM-20	18C	LMCMC	\$5,000.00	
						18C	Matrix Code 18C	\$1,146,275.16
Total								\$20,955,586.77

LINE 27 DETAIL: ACTIVITIES INCLUDED IN THE COMPUTATION OF LINE 27

Plan Year	IDIS Project	IDIS Activity	Voucher Number	Activity to prevent, prepare for, and respond to Coronavirus	Activity Name	Grant Number	Fund Type	Matrix Code	National Objective	Drawn Amount
2018	8	7235	6334482	No	LA MAESTRA HEALTH SERVICES-	B19MC060542	PI	03T	LMC	\$17,492.88
2019	7	7351	6334482	No	LA MAESTRA HEALTH SERVICES-	B19MC060542	PI	03T	LMC	\$28,322.36
2019	7	7351	6369492	No	LA MAESTRA HEALTH SERVICES-	B19MC060542	PI	03T	LMC	\$71,589.32
2019	7	7351	6388986	No	LA MAESTRA HEALTH SERVICES-	B19MC060542	PI	03T	LMC	\$33,073.70
2019	7	7355	6369492	No	SD HSG COMM-DAY CENTER-20	B19MC060542	PI	03T	LMC	\$155,442.75

2019	7	7355	6388986	No	SD HSG COMM-DAY CENTER-20	B19MC060542	PI	03T	LMC	\$123,602.81	
2019	7	7356	6369492	No	SD HSG COMM-CONNECTIONS-20	B19MC060542	PI	03T	LMC	\$51,584.63	
2019	7	7356	6388986	No	SD HSG COMM-CONNECTIONS-20	B19MC060542	PI	03T	LMC	\$91,162.29	
2019	7	7357	6369492	No	SD HSG COMM-CORTEZ-20	B19MC060542	PI	03T	LMC	\$50,811.44	
2019	7	7357	6388986	No	SD HSG COMM-CORTEZ-20	B19MC060542	PI	03T	LMC	\$36,923.52	
2019	7	7358	6369492	No	SD HSG COMM-INTERIM HOUSING-	B19MC060542	PI	03T	LMC	\$49,613.90	
2019	7	7358	6388986	No	SD HSG COMM-INTERIM HOUSING-	B19MC060542	PI	03T	LMC	\$56,000.53	
									03T	Matrix Code 03T	\$765,620.13
2019	3	7366	6334482	No	MEALS-HOME DELIVERED-20	B19MC060542	PI	05A	LMC	\$26,695.43	
2019	3	7366	6369492	No	MEALS-HOME DELIVERED-20	B19MC060542	PI	05A	LMC	\$28,498.63	
2019	3	7366	6388986	No	MEALS-HOME DELIVERED-20	B19MC060542	PI	05A	LMC	\$14,643.08	
2019	7	7353	6334482	No	SERVING SENIORS-20	B19MC060542	PI	05A	LMC	\$16,044.40	
2019	7	7353	6369492	No	SERVING SENIORS-20	B19MC060542	PI	05A	LMC	\$13,576.95	
2019	7	7353	6388986	No	SERVING SENIORS-20	B19MC060542	PI	05A	LMC	\$8,022.20	
									05A	Matrix Code 05A	\$107,480.69
2018	2	7185	6334482	No	LAUNCHBIO-19	B19MC060542	PI	05D	LMC	\$205.00	
2018	2	7213	6334482	No	UPAC ECON DEV-19	B19MC060542	PI	05D	LMC	\$12,492.15	
2019	2	7341	6334482	No	CASA FAMILIAR INC-20	B19MC060542	PI	05D	LMC	\$12,690.21	
2019	2	7341	6369492	No	CASA FAMILIAR INC-20	B19MC060542	PI	05D	LMC	\$13,963.64	
2019	2	7341	6388986	No	CASA FAMILIAR INC-20	B19MC060542	PI	05D	LMC	\$16,012.26	
2019	2	7346	6388986	No	SD WORKFORCE PART-HIRE YTH-	B19MC060542	PI	05D	LMC	\$246,658.00	
2019	2	7347	6388986	No	SD WORKFORCE PART-C2C-20	B19MC060542	PI	05D	LMC	\$105,266.00	
2019	3	7361	6334482	No	CITY SD LIB-LIBRARY NEXT-20	B19MC060542	PI	05D	LMC	\$62,500.00	
2019	3	7361	6369492	No	CITY SD LIB-LIBRARY NEXT-20	B19MC060542	PI	05D	LMC	\$125,000.00	
2019	3	7367	6334482	No	OCEAN DISCOVERY-EMPOWERING-	B19MC060542	PI	05D	LMC	\$9,548.06	
2019	3	7367	6369492	No	OCEAN DISCOVERY-EMPOWERING-	B19MC060542	PI	05D	LMC	\$34,992.11	
2019	3	7367	6388986	No	OCEAN DISCOVERY-EMPOWERING-	B19MC060542	PI	05D	LMC	\$21,870.26	
2019	3	7368	6334482	No	ORGANIZATION IN TRG-YOUTH	B19MC060542	PI	05D	LMC	\$14,210.93	
2019	3	7368	6369492	No	ORGANIZATION IN TRG-YOUTH	B19MC060542	PI	05D	LMC	\$17,580.17	
2019	3	7368	6388986	No	ORGANIZATION IN TRG-YOUTH	B19MC060542	PI	05D	LMC	\$3,766.10	
2019	3	7370	6334482	No	REALITY CHANGERS-COLLEGE-20	B19MC060542	PI	05D	LMC	\$35,830.57	
2019	3	7370	6369492	No	REALITY CHANGERS-COLLEGE-20	B19MC060542	PI	05D	LMC	\$40,119.52	
2019	3	7370	6388986	No	REALITY CHANGERS-COLLEGE-20	B19MC060542	PI	05D	LMC	\$20,177.81	
2019	3	7372	6334482	No	SD PRO ART VOICES-YOUTH	B19MC060542	PI	05D	LMC	\$10,000.00	
2019	3	7372	6369492	No	SD PRO ART VOICES-YOUTH	B19MC060542	PI	05D	LMC	\$15,000.00	
2019	3	7372	6388986	No	SD PRO ART VOICES-YOUTH	B19MC060542	PI	05D	LMC	\$5,402.50	
2019	3	7373	6334482	No	SPACE 4 ART-STEAM TO STREETS-	B19MC060542	PI	05D	LMC	\$10,000.00	
2019	3	7373	6369492	No	SPACE 4 ART-STEAM TO STREETS-	B19MC060542	PI	05D	LMC	\$5,000.00	
2019	3	7373	6388986	No	SPACE 4 ART-STEAM TO STREETS-	B19MC060542	PI	05D	LMC	\$1,680.60	
2019	3	7374	6334482	No	VOICES FOR CHILDREN-20	B19MC060542	PI	05D	LMC	\$79,382.64	
2019	3	7374	6369492	No	VOICES FOR CHILDREN-20	B19MC060542	PI	05D	LMC	\$72,931.32	
2019	3	7374	6388986	No	VOICES FOR CHILDREN-20	B19MC060542	PI	05D	LMC	\$40,633.00	
									05D	Matrix Code 05D	\$1,032,912.85
2019	3	7362	6369492	No	FAMILY HLTH CTR-SAFE POINT SD-	B19MC060542	PI	05F	LMC	\$20,549.71	
2019	3	7362	6388986	No	FAMILY HLTH CTR-SAFE POINT SD-	B19MC060542	PI	05F	LMC	\$24,855.52	
									05F	Matrix Code 05F	\$45,405.23

2019	2	7342	6334482	No	CTR EMP OPP-EMP REENTRY-20	B19MC060542	PI	05H	LMC	\$35,097.61	
2019	2	7342	6369492	No	CTR EMP OPP-EMP REENTRY-20	B19MC060542	PI	05H	LMC	\$28,072.81	
2019	2	7342	6388986	No	CTR EMP OPP-EMP REENTRY-20	B19MC060542	PI	05H	LMC	\$24,156.42	
2019	2	7343	6334482	No	GRID ALTERNATIVES-INSTALLER-	B19MC060542	PI	05H	LMC	\$4,571.00	
2019	2	7343	6369492	No	GRID ALTERNATIVES-INSTALLER-	B19MC060542	PI	05H	LMC	\$19,404.28	
2019	2	7343	6388986	No	GRID ALTERNATIVES-INSTALLER-	B19MC060542	PI	05H	LMC	\$2,963.94	
2019	2	7344	6334482	No	INTER RESCUE COMM-PROJECT	B19MC060542	PI	05H	LMC	\$19,050.79	
2019	2	7344	6369492	No	INTER RESCUE COMM-PROJECT	B19MC060542	PI	05H	LMC	\$35,405.29	
2019	2	7344	6388986	No	INTER RESCUE COMM-PROJECT	B19MC060542	PI	05H	LMC	\$5,724.99	
2019	2	7345	6334482	No	KITCHENS 4 GOOD-PROJECT	B19MC060542	PI	05H	LMC	\$38,718.50	
2019	2	7345	6369492	No	KITCHENS 4 GOOD-PROJECT	B19MC060542	PI	05H	LMC	\$32,697.44	
2019	2	7345	6388986	No	KITCHENS 4 GOOD-PROJECT	B19MC060542	PI	05H	LMC	\$21,459.89	
2019	2	7348	6388986	No	SD WORKFORCE PART-CODE SD-	B19MC060542	PI	05H	LMC	\$627,273.00	
2019	2	7384	6334482	No	HOME START-WORKFORCE DEV-	B19MC060542	PI	05H	LMC	\$5,100.91	
2019	2	7384	6369492	No	HOME START-WORKFORCE DEV-	B19MC060542	PI	05H	LMC	\$18,461.41	
2019	2	7384	6388986	No	HOME START-WORKFORCE DEV-	B19MC060542	PI	05H	LMC	\$14,468.77	
2019	3	7369	6334482	No	PAVING GREAT FUTURES-CHAMP-	B19MC060542	PI	05H	LMC	\$10,000.00	
2019	3	7369	6369492	No	PAVING GREAT FUTURES-CHAMP-	B19MC060542	PI	05H	LMC	\$21,020.00	
2019	3	7369	6388986	No	PAVING GREAT FUTURES-CHAMP-	B19MC060542	PI	05H	LMC	\$8,150.04	
									05H	Matrix Code 05H	\$971,797.09
2019	7	7352	6334482	No	FATHER JOES'S VILLAGES-HOPE-	B19MC060542	PI	05M	LMC	\$7,357.12	
2019	7	7352	6369492	No	FATHER JOES'S VILLAGES-HOPE-	B19MC060542	PI	05M	LMC	\$17,085.76	
2019	7	7352	6388986	No	FATHER JOES'S VILLAGES-HOPE-	B19MC060542	PI	05M	LMC	\$8,153.49	
									05M	Matrix Code 05M	\$32,596.37
2019	3	7359	6334482	No	ALMA COMM-ACC PARENTING-20	B19MC060542	PI	05O	LMC	\$14,515.76	
2019	3	7359	6369492	No	ALMA COMM-ACC PARENTING-20	B19MC060542	PI	05O	LMC	\$12,272.58	
2019	3	7359	6388986	No	ALMA COMM-ACC PARENTING-20	B19MC060542	PI	05O	LMC	\$6,232.87	
2019	3	7364	6334482	No	LAUNCHING LEGACIES-SOCIAL	B19MC060542	PI	05O	LMC	\$20,000.00	
2019	3	7364	6369492	No	LAUNCHING LEGACIES-SOCIAL	B19MC060542	PI	05O	LMC	\$5,000.00	
2019	3	7371	6334482	No	SD LGBT COMMUNITY CENTER-20	B19MC060542	PI	05O	LMC	\$29,828.76	
2019	3	7371	6369492	No	SD LGBT COMMUNITY CENTER-20	B19MC060542	PI	05O	LMC	\$21,815.03	
2019	3	7371	6388986	No	SD LGBT COMMUNITY CENTER-20	B19MC060542	PI	05O	LMC	\$9,508.49	
2019	3	7376	6334482	No	WAVE ACADEMY-20	B19MC060542	PI	05O	LMC	\$17,087.06	
2019	3	7376	6369492	No	WAVE ACADEMY-20	B19MC060542	PI	05O	LMC	\$29,497.24	
2019	3	7376	6388986	No	WAVE ACADEMY-20	B19MC060542	PI	05O	LMC	\$2,908.00	
									05O	Matrix Code 05O	\$168,665.79
2018	2	7177	6334482	No	CASA FAMILIAR INC-19	B19MC060542	PI	05Z	LMC	\$1.00	
2018	2	7199	6334482	No	ROSE ACADEMY-19	B19MC060542	PI	05Z	LMC	\$6,545.88	
2018	2	7199	6388986	No	ROSE ACADEMY-19	B19MC060542	PI	05Z	LMC	\$148.24	
2019	3	7360	6369492	No	BAYSIDE COMM CTR-SOCIAL	B19MC060542	PI	05Z	LMC	\$2,220.16	
2019	3	7360	6388986	No	BAYSIDE COMM CTR-SOCIAL	B19MC060542	PI	05Z	LMC	\$3,339.04	
2019	3	7363	6334482	No	KAREN ORGANIZATION OF SD-20	B19MC060542	PI	05Z	LMC	\$14,673.36	
2019	3	7363	6369492	No	KAREN ORGANIZATION OF SD-20	B19MC060542	PI	05Z	LMC	\$18,223.54	
2019	3	7363	6388986	No	KAREN ORGANIZATION OF SD-20	B19MC060542	PI	05Z	LMC	\$9,659.58	
2019	3	7365	6334482	No	MAMA'S KITCHEN-HOME MEALS-	B19MC060542	PI	05Z	LMC	\$40,232.23	
2019	3	7365	6369492	No	MAMA'S KITCHEN-HOME MEALS-	B19MC060542	PI	05Z	LMC	\$42,234.91	
2019	3	7365	6388986	No	MAMA'S KITCHEN-HOME MEALS-	B19MC060542	PI	05Z	LMC	\$21,305.10	

2019	3	7375	6334482	No	URBAN GROWTH CSA-20	B19MC060542	PI	05Z	LMC	\$15,000.00	
2019	3	7375	6369492	No	URBAN GROWTH CSA-20	B19MC060542	PI	05Z	LMC	\$10,000.00	
2019	7	7354	6334482	No	WESLEY HOUSE 2ND START-20	B19MC060542	PI	05Z	LMC	\$20,000.00	
2019	7	7354	6369492	No	WESLEY HOUSE 2ND START-20	B19MC060542	PI	05Z	LMC	\$12,109.48	
2019	7	7354	6388986	No	WESLEY HOUSE 2ND START-20	B19MC060542	PI	05Z	LMC	\$6,576.80	
									05Z	Matrix Code 05Z	\$222,269.32
No Activity to prevent, prepare for,											\$3,346,747.47
Total											\$3,346,747.47

LINE 37 DETAIL: ACTIVITIES INCLUDED IN THE COMPUTATION OF LINE 37

Plan Year	IDIS Project	IDIS Activity	Voucher Number	Activity Name	Matrix Code	National Objective	Drawn Amount	
2017	1	7036	6334482	HUD ADMINISTRATION-18	21A		\$25.00	
2018	1	7221	6334482	HUD ADMIN-19	21A		\$249,639.59	
2018	1	7221	6388986	HUD ADMIN-19	21A		\$10,317.75	
2019	1	7323	6300715	HUD ADMINISTRATION-20	21A		\$318,695.25	
2019	1	7323	6334482	HUD ADMINISTRATION-20	21A		\$900,745.88	
2019	1	7323	6369492	HUD ADMINISTRATION-20	21A		\$1,734,847.05	
2019	1	7323	6388986	HUD ADMINISTRATION-20	21A		\$502,300.29	
						21A	Matrix Code 21A	\$3,716,570.81
2019	1	7324	6369492	FAIR HSG SERVICES-20	21D		\$21,401.67	
2019	1	7324	6388986	FAIR HSG SERVICES-20	21D		\$42,887.04	
						21D	Matrix Code 21D	\$64,288.71
Total								\$3,780,859.52



U.S. Department of Housing and Urban Development
 Office of Community Planning and Development
 Integrated Disbursement and Information System
 PR91 - ESG Financial Summary

DATE: 12-11-20
 TIME: 17:59
 PAGE: 1

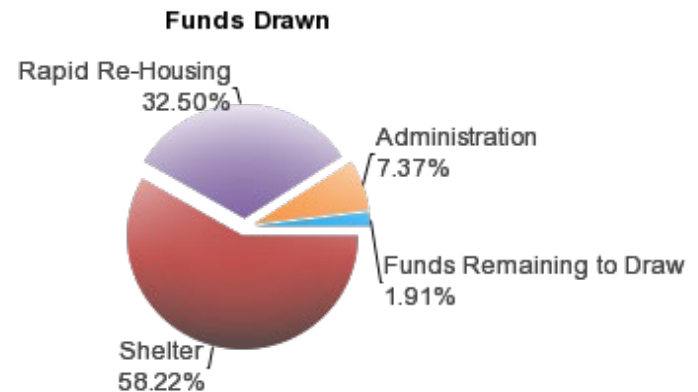
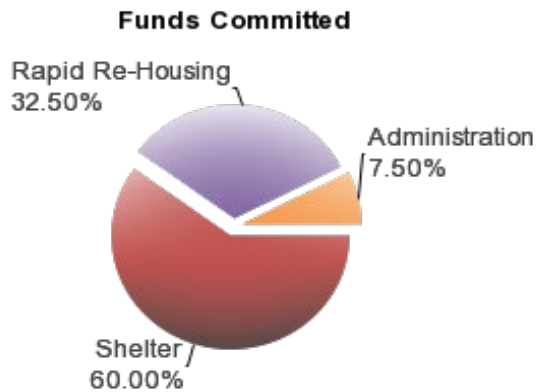
SAN DIEGO, CA
 2019

ESG Program Level Summary

Grant Number	Total Grant Amount	Total Funds Committed	Available to Commit	Funds Not Committed	Grant Funds Drawn	% of Grant Funds Drawn	Available to Draw	% Remaining to Draw
E19MC060542	\$1,005,803.00	\$1,005,803.00	\$0.00	0.00%	\$986,576.68	98.09%	\$19,226.32	1.91%

ESG Program Components

Activity Type	Total Committed to Activities	% of Grant Committed	Drawn Amount	% of Grant Drawn
Street Outreach	\$0.00	0.00%	\$0.00	0.00%
Shelter	\$603,481.00	60.00%	\$585,560.92	58.22%
Homeless Prevention	\$0.00	0.00%	\$0.00	0.00%
Rapid Re-Housing	\$326,886.77	32.50%	\$326,886.76	32.50%
Data Collection (HMIS)	\$0.00	0.00%	\$0.00	0.00%
Administration	\$75,435.23	7.50%	\$74,129.00	7.37%
Funds Not Committed	\$0.00	0.00%	\$0.00	0.00%
Funds Remaining to Draw	\$0.00	0.00%	\$19,226.32	1.91%
Total	\$1,005,803.00	100.00%	\$1,005,803.00	100.00%



- Street Outreach
- Shelter
- Homeless Prevention
- Rapid Re-Housing
- Data Collection (HMIS)
- Administration
- Funds Not Committed
- Funds Remaining to Draw

- Street Outreach
- Shelter
- Homeless Prevention
- Rapid Re-Housing
- Data Collection (HMIS)
- Administration
- Funds Not Committed
- Funds Remaining to Draw

24-Month Grant Expenditure Deadline

All of the recipient's grant must be expended for eligible activity costs within 24 months after the date HUD signs the grant agreement with the recipient. Expenditure means either an actual cash disbursement for a direct charge for a good or service or an indirect cost or the accrual of a direct charge for a good or service or an indirect cost. This report uses draws in IDIS to measure expenditures. HUD allocated Fiscal Year 2011 ESG funds in two allocations. For FY2011, this Obligation Date is the date of the first allocation. This report does not list the Obligation Date, does not calculate the Expenditure Deadline, and does not track the Days Remaining for the FY 2011 second allocation.

Grant Amount: \$1,005,803.00

Grant Number	Draws to Date	HUD Obligation Date	Expenditure Deadline	Days Remaining to Meet Requirement Date	Expenditures Required
E19MC060542	\$986,576.68	09/11/2019	09/11/2021	274	\$19,226.32

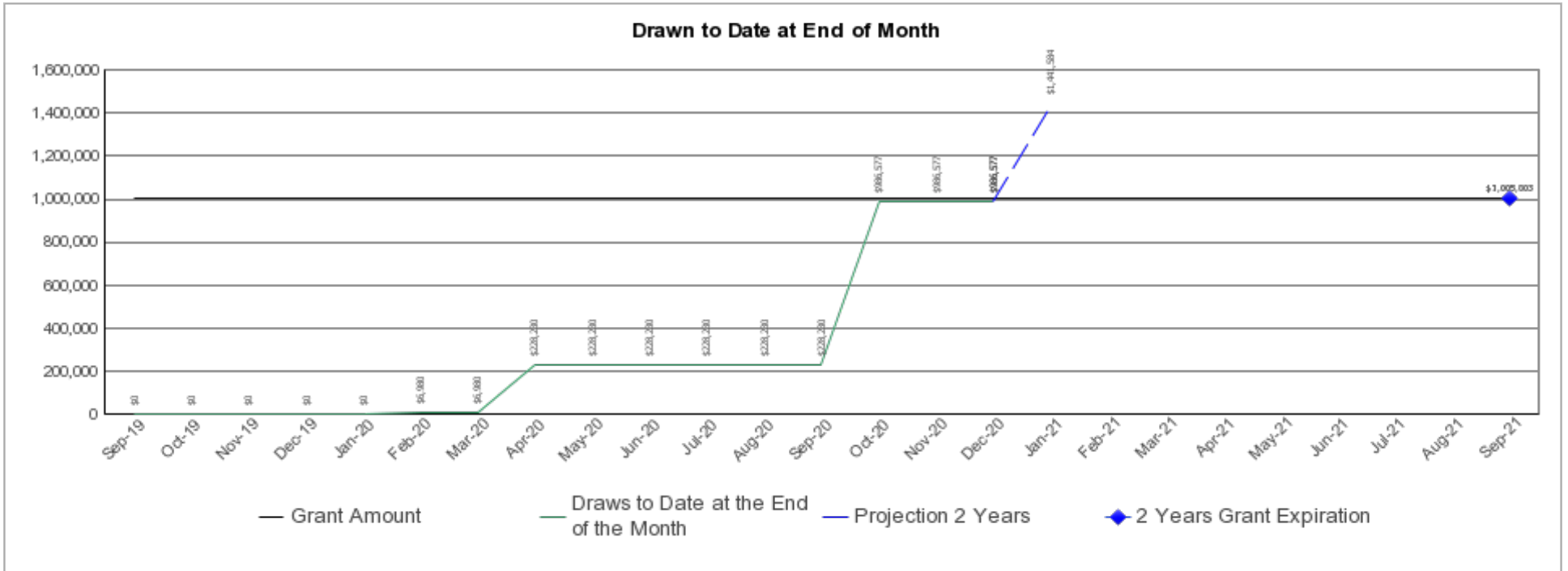
60% Cap on Emergency Shelter and Street Outreach

The cap refers to the total amount of the recipient's fiscal year grant, allowed for emergency shelter and street outreach activities, is capped at 60 percent. This amount cannot exceed the greater of: (1) 60% of the overall grant for the year; or, (2) the amount of Fiscal Year 2010 ESG funds committed for homeless assistance activities. (Note: the HESG-CV grants are currently exempt from the 60% funding cap restrictions.)

Shelter	Outreach	Shelter and Street Outreach	and Street Outreach	Homeless Assistance	and Street Outreach	Street Outreach
\$603,481.00	\$0.00	\$603,481.00	60.00%	\$660,147.00	\$585,560.92	58.22%

ESG Draws By Month (at the total grant level):

Grant Amount: 1,005,803.00



ESG Draws By Quarter (at the total grant level):

Quarter End Date	Draws for the Quarter	Draws to Date at the End of the Quarter	% Drawn for the Quarter	% Drawn to Date at End of Quarter
09/30/2019	\$0.00	\$0.00	0.00%	0.00%
12/31/2019	\$0.00	\$0.00	0.00%	0.00%
03/31/2020	\$6,979.56	\$6,979.56	0.69%	0.69%
06/30/2020	\$221,250.92	\$228,230.48	22.00%	22.69%
09/30/2020	\$0.00	\$228,230.48	0.00%	22.69%
12/31/2020	\$758,346.20	\$986,576.68	75.40%	98.09%

ESG Subrecipient Commitments and Draws by Activity Category :

Subrecipient	Activity Type	Committed	Drawn
SAN DIEGO	Shelter	\$603,481.00	\$585,560.92
	Rapid Re-Housing	\$326,886.77	\$326,886.76
	Administration	\$75,435.23	\$74,129.00
	Total	\$1,005,803.00	\$986,576.68
	Total Remaining to be Drawn	\$0.00	\$19,226.32

Percentage Remaining to be Drawn	\$0.00	1.91%
----------------------------------	--------	-------

ESG Subrecipients by Activity Category

Activity Type	Subrecipient
Shelter	SAN DIEGO
Rapid Re-Housing	SAN DIEGO
Administration	SAN DIEGO