



America's Finest City

THE CITY OF SAN DIEGO



Assessment Engineer's Report

FIRST SAN DIEGO RIVER IMPROVEMENT PROJECT MAINTENANCE ASSESSMENT DISTRICT

Annual Update for Fiscal Year 2016

under the provisions of the

**San Diego Maintenance Assessment District Ordinance
of the San Diego Municipal Code**

and

**Landscaping & Lighting Act of 1972
of the California Streets & Highways Code**

Prepared For

City of San Diego, California

Prepared By

EFS Engineering, Inc.

P.O. Box 22370

San Diego, CA 92192-2370

(858) 752-3490

May 2015

CITY OF SAN DIEGO

Mayor

Kevin Faulconer

City Council Members

Sherri Lightner
District 1 (Council President)

Lorie Zapf
District 2

Todd Gloria
District 3

Myrtle Cole
District 4

Mark Kersey
District 5

Chris Cate
District 6

Scott Sherman
District 7

David Alvarez
District 8

Marti Emerald
District 9 (Council President Pro Tem)

City Attorney

Jan Goldsmith

Chief Operating Officer

Scott Chadwick

City Clerk

Elizabeth Maland

Independent Budget Analyst

Andrea Tevlin

City Engineer

James Nagelvoort

Assessment Engineer

EFS Engineering, Inc.

Table of Contents

Assessment Engineer’s Report

First San Diego River Improvement Project Maintenance Assessment District

Preamble	1
Executive Summary	2
Background.....	3
District Proceedings for Fiscal Year 2016.....	4
Bond Declaration	4
District Boundary.....	4
Project Description	5
Separation of General and Special Benefits	6
City Standard	6
External Benefits.....	7
Cost Estimate	7
Estimated Costs.....	7
Dredging Reserve Fund	7
Annual Cost-Indexing.....	8
Method of Apportionment	9
Estimated Benefit of Improvements	9
Apportionment Methodology	10
Allocation of Costs	11
Land Use	12
Residential – Condominium	13
Street/Roadway.....	13
Undevelopable	13
Flood Control/Safety Apportionment Method.....	13
Flood Control/Safety Special Benefit Area	14
Composite Benefit Factor	15
Community Aesthetics Apportionment Method....	17
Zone Factor	18
Summary Results	19

EXHIBITS

Exhibit A: Boundary Map

Exhibit B: Estimated Annual Expenses, Revenues & Reserves

Exhibit C: Assessment Roll

Assessment Engineer's Report

First San Diego River Improvement Project

Maintenance Assessment District

Preamble

Pursuant to the provisions of the “San Diego Maintenance Assessment District Ordinance” (being Division 2, Article 5, Chapter VI beginning at Section 65.0201 of the San Diego Municipal Code), provisions of the “Landscaping and Lighting Act of 1972” (being Part 2 of Division 15 of the California Streets and Highways Code), applicable provisions of “Proposition 218” (being Article XIID of the California Constitution), and provisions of the “Proposition 218 Omnibus Implementation Act” (being California Senate Bill 919) (the aforementioned provisions are hereinafter referred to collectively as “Assessment Law”), in connection with the proceedings for the FIRST SAN DIEGO RIVER IMPROVEMENT PROJECT MAINTENANCE ASSESSMENT DISTRICT (hereinafter referred to as “District”), EFS ENGINEERING, INC., as Assessment Engineer to the City of San Diego for these proceedings, submits herewith this report for the District as required by California Streets and Highways Code Section 22565.

FINAL APPROVAL, BY RESOLUTION NO. _____ ,
ADOPTED BY THE CITY COUNCIL OF THE CITY OF SAN
DIEGO, COUNTY OF SAN DIEGO, CALIFORNIA, ON THE
_____ DAY OF _____, 2015.

Elizabeth Maland, CITY CLERK
CITY OF SAN DIEGO
STATE OF CALIFORNIA



Executive Summary

Project: First San Diego River Improvement Project
 Maintenance Assessment District

Apportionment Method: Equivalent Benefit Area (EBA)

	FY 2015	FY 2016 ⁽¹⁾	Maximum ⁽²⁾ Authorized
Total Parcels Assessed:	2,017	2,017	--
Total Estimated Assessment:	\$230,232	\$184,194	--
Total Number of EBAs:			
<i>Aesthetics Zone 1</i>	93.83	93.83	--
<i>Aesthetics Zone 2</i>	91.15	91.15	--
<i>Flood Control</i>	19.12	19.12	--
Assessment Per EBA:			
<i>Aesthetics</i>	\$621.94	\$497.56	\$629.91 ⁽³⁾
<i>Flood Control</i>	\$6,024.74	\$4,819.78	\$6,101.87 ⁽³⁾

⁽¹⁾ FY 2016 is the City's Fiscal Year 2016, which begins July 1, 2015 and ends June 30, 2016. Total Parcels Assessed, Total Estimated Assessment, and Total Number of EBAs may vary from prior fiscal year values due to parcel changes and/or land use re-classifications.

⁽²⁾ Maximum authorized annual amounts subject to cost-indexing provisions as set forth in this Assessment Engineer's Report.

⁽³⁾ Prior fiscal year's maximum authorized annual assessment increased by cost-indexing factor of 1.28%.

Proposition 218 Compliance: The District was re-engineered in Fiscal Year 1999 for compliance with Proposition 218. By a ballot proceeding, majority property owners (90.8% of the weighted vote) approved Fiscal Year 1999 assessments, maximum authorized assessments for subsequent years, and provisions for annual cost-indexing.

Reserve Fund: The reserve fund is designated for future river dredging operations. Dredging costs could potentially exceed \$1 million.

Annual Cost-Indexing: The maximum authorized assessment rate has been increased based on the approved annual cost-indexing provisions.

Bonds: No bonds will be issued in connection with this District.



Background

The First San Diego River Improvement Project (FSDRIP), completed in 1988 by others, involved the realignment of the San Diego River by the construction of an earthen flood channel, eight river islands within the channel, and a buffer zone running along and adjacent to the channel embankments. Improvements also constructed by the project include these: pedestrian and bike paths, picnic tables, benches, and trash receptacles located within both the buffer zone and traversing along the side slopes of the channel embankments. An improvement assessment district was formed and bonds sold to fund construction of the project.

Revegetation, establishment, and perpetual maintenance of the vegetation along the new earthen channel and islands are critical for the channel to function properly. The vegetation reduces water velocities and controls erosion of the earthen embankments and islands. The perpetual maintenance of the vegetation is a requirement of project permits granted by the Army Corps of Engineers and the California Department of Fish and Game.

The First San Diego River Improvement Project Maintenance Assessment District (District) was established in June 1987. The District has funded the maintenance of landscaping along the channel, islands, and buffer zones, which traverse from Qualcomm Way to State Route 163. The District has also monitored silting conditions and established a reserve fund designated for channel dredging in the event of excess silting of the channel bottom.

The District is located in Mission Valley in an area bounded by Friars Road to the north, Interstate Highway 8 to the south, Qualcomm Way to the east, and State Route 163 to the west. The purpose of the District is to provide for the maintenance of the San Diego River flood control channel, eight islands, the buffer zone and the vegetation associated with these areas, all within the boundary of the District. Maintenance elements also include these: pedestrian and bike paths, drip and overhead irrigation systems, picnic tables, benches, and trash receptacles.

In 1999, the City of San Diego (City) retained Boyle Engineering Corporation to prepare an Assessment Engineer's Report for the re-engineering of the District. The report proposed renaming the District, establishing a new District boundary, re-apportioning assessments based on a new method of apportionment, and providing for future



cost-indexing of total costs and assessments. By a mail ballot proceeding, property owners approved the re-engineering with 90.8% of weighted votes supporting the proposed assessments.

The Assessment Engineer's Report, preliminarily accepted by Resolution Number R-290157 on May 29, 1998, proposed Fiscal Year 1999 assessments, maximum authorized assessments for subsequent years, and provisions for annual cost-indexing of the maximum authorized assessments.

District Proceedings for Fiscal Year 2016

This District is authorized and administered under the provisions of the "San Diego Maintenance Assessment District Ordinance" (being Division 2, Article 5, Chapter VI beginning at Section 65.0201 of the San Diego Municipal Code), provisions of the "Landscaping and Lighting Act of 1972" (being Part 2 of Division 15 of the California Streets and Highways Code), applicable provisions of "Proposition 218" (being Article XIII D of the California Constitution), and provisions of the "Proposition 218 Omnibus Implementation Act" (being California Senate Bill 919) (the aforementioned provisions are hereinafter referred to collectively as "Assessment Law"). This report has been prepared in compliance with Assessment Law.

The purpose of the proposed proceedings and this Assessment Engineer's Report is to update the District budget and assessments for Fiscal Year 2016. The Fiscal Year 2016 assessments proposed within this Assessment Engineer's Report are equal to or less than the maximum authorized assessment. Therefore, the vote requirements of Section 4 of Article XIII D do not apply to these proceedings.

A public hearing will be scheduled where public testimony will be heard by the Council, and the Council may, at its discretion, adopt a resolution ordering the levying of the proposed assessments.

Bond Declaration

No bonds will be issued in connection with this District.

District Boundary

The Boundary Map and Assessment Diagram for the District are on file in the Maintenance Assessment Districts section of the Park and Recreation Department of the City of San Diego and by reference are



made a part of this report. The Boundary Map and Assessment Diagram for the District are available for public inspection during normal business hours. A reduced copy of the Boundary Map is included as **Exhibit A**.

Project Description

The project to be funded by the proposed assessments includes the following maintenance activities:

River Channel

- ◆ Dredging of the river bottom to be conducted every five (5) years or as necessary to maintain the flow capacity of the river.
- ◆ Revegetation and wildlife monitoring and reporting as required by State and Federal permits issued in conjunction with the FSDRIP project.
- ◆ General landscape maintenance, monitoring and revegetation as necessary.
- ◆ Maintenance and repair of the irrigation system as necessary.
- ◆ Trash and debris clean up.
- ◆ Restoration work in the event of embankment erosion affecting the channel, the river islands or the buffer zone.

Buffer Zone

- ◆ General landscape maintenance, monitoring and revegetation as necessary.
- ◆ Maintenance and repair of the irrigation system as necessary.
- ◆ Trash and debris clean up.
- ◆ Maintenance of picnic tables, benches and trash receptacles as needed.

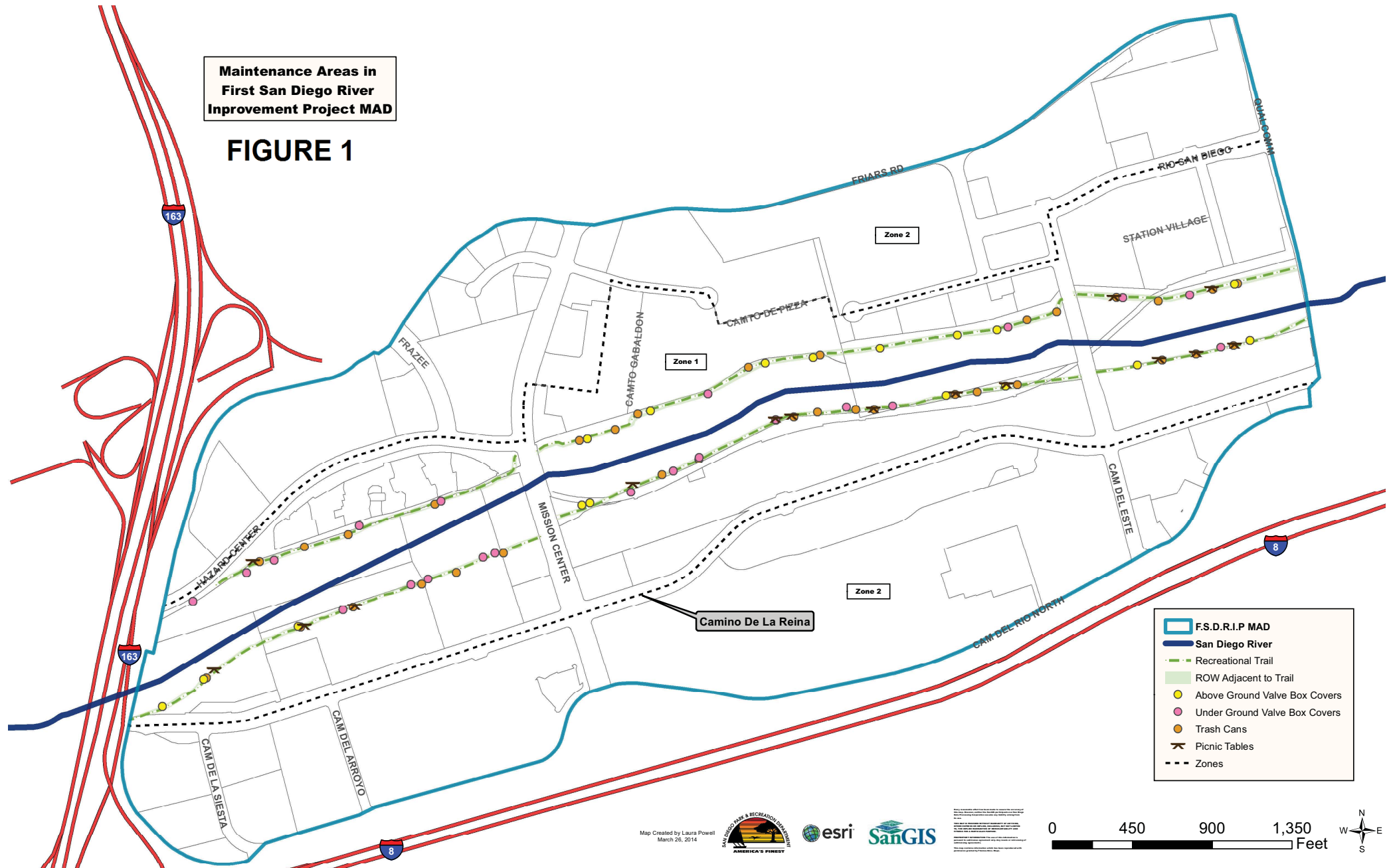
The approximate locations of the improvements to be maintained by the District are depicted in **Figure 1**.

FSDRIP was studied, designed and completed by others independent of the formation of the District. The engineering drawings for the improvements to be maintained by the District are on file at Maps and Records in the Development Services Department and are incorporated herein by reference. The improvements and services provided by the District will be maintained in accordance with specifications and contracts on file with the Park and Recreation Department. These documents are available for public inspection during normal business hours.



**Maintenance Areas in
First San Diego River
Improvement Project MAD**

FIGURE 1

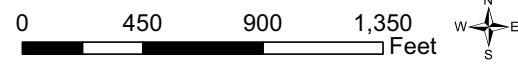


- F.S.D.R.I.P MAD
- San Diego River
- Recreational Trail
- ROW Adjacent to Trail
- Above Ground Valve Box Covers
- Under Ground Valve Box Covers
- Trash Cans
- Picnic Tables
- Zones

Map Created by Laura Powell
March 26, 2014



SanGIS is a registered trademark of Esri. All other trademarks are the property of their respective owners. © 2014 Esri. All rights reserved.



Separation of General and Special Benefits

The identified improvements/services provide benefits to the parcels located within the District. Some of these benefits are “special benefits,” benefits that are above and beyond the City’s standard level of service, and exclusive of those “general benefits” provided to the public at large or properties located outside the District. Under Assessment Law, only “special benefits” are assessable. As such, isolation and quantification of the “special benefits” associated with the improvements/services are paramount, and illustrated in the following equations:

$$\text{Special Benefits} = \text{Total Benefits} - \text{General Benefits}$$

$$\text{General Benefits} = \text{City Standard} + \text{External Benefits}$$

$$\text{Special Benefits} = \text{Total Benefits} - [\text{City Standard} + \text{External Benefits}]$$

In these equations, “Total Benefits” refers to the cost of providing the total benefits of the improvements/services; “City Standard” represents the cost of providing the City’s standard level of service; and “External Benefits” refers to the cost of those additional benefits accruing to the public at large or properties located outside the District. In order to isolate the “Special Benefits,” it is necessary to quantify the amount of “General Benefits” associated with the improvements/services.

City Standard

As a “general benefit” (not funded by assessments), the District will continue to receive the standard level of service provided to the public at large under City-funded and administered programs for maintenance and servicing of public facilities and improvements (e.g., medians, open space, street lights, street trees, sidewalks, parks, etc.), including street sweeping and graffiti removal on public property. Consistent with City policy for the public at large, the City will provide the District with standard service levels and annual contributions from the Environmental Growth Fund for open space maintenance (\$68.66 per acre). These levels of service and cost allocations, reviewed and adjusted annually by the City, are “general benefits” administered by the District.



External Benefits

Assessment Law prohibits levying assessments to pay for “general benefits” conferred to the public at large or properties located outside the District. Based on a review of the spatial limits of the District and the proposed improvements/services, it has been determined that the maintenance and servicing of the improvements has the potential to confer benefits to others outside the District.

It is estimated as much as 17.1% of the total benefit (in excess of the City standard) may accrue to the public at large or properties located outside the District (with an estimated 0.0% accruing directly to properties located outside the District, and the remaining 17.1% accruing to the general public as indirect/incidental beneficiaries passing through the District or utilizing District-provided amenities). The estimated costs associated with these “general benefits” have been quantified and will not be funded by assessments.

Cost Estimate

Estimated Costs

Estimated Fiscal Year 2016 annual expenses, revenues, reserves, and assessments (provided by the City) are included as **Exhibit B** hereto.

Dredging Reserve Fund

It is anticipated that dredging of the channel bottom will be necessary every five to ten years, or possibly in response to a significant flood event. Prior to Fiscal Year 1999, funds for anticipated dredging operations were collected on an annual basis and set aside in reserve until needed. In Fiscal Year 1999, property owners within the District voted to suspend annual replenishment of the Dredging Reserve Fund, until such time as the current fund is depleted (or upon determination of insufficiency of the fund balance). At such time as the depletion of the reserve fund (or upon determination of insufficiency of the fund balance), an increase of assessments would be required to replenish or increase the Dredging Reserve Fund. Under current Assessment Law, this action would require ballot approval of the property owners assessed for Flood Control/Safety special benefit as defined in subsequent sections of this report. In such event, it is the current desire of the District advisory committee that costs associated with dredging, monitoring of silt conditions, and maintenance of appurtenant drainage facilities be allocated in the manner described herein for the Flood Control/Safety component of the current assessments.



Dredging costs have been included as a contingent expense item in the estimated budget for Fiscal Year 2016. In the event that dredging costs are not required for Fiscal Year 2016, such funds will be carried forward to next year for the same purpose. If, at some point in time, the District advisory committee and City determine to reimburse the Dredging Reserve Fund to property owners, the previous methods of apportionment (not the method of apportionment defined in this report) should be applied to reimbursement of the current balance.

Annual Cost-Indexing

With the passage of Proposition 218, any proposed increase in assessments must be placed for approval before the property owners by a mail ballot and a public hearing process, similar to these proceedings. A majority of ballots received must be affirmative for the City Council to confirm and levy the increased assessments. For small assessment districts or districts with relatively low dollar assessments, the cost of an engineer's report, balloting, and the public hearing process can potentially exceed the total cost of the increase. These incidental costs of the proceedings can be added to the assessments, resulting in even higher assessments.

Indexing assessments annually to the San Diego Consumer Price Index for Urban Consumers (SDCPI-U), as approved by the District property owners in Fiscal Year 1999, allows for minor increases for normal maintenance and operating cost escalation without incurring the costs of the Proposition 218 ballot proceedings. Any significant change in the assessment initiated by an increase in service provided or other significant changes to the District would still require the Proposition 218 proceedings and property owner approval.

The maximum authorized assessment established in the Fiscal Year 1999 proceedings are authorized to be indexed (increased or decreased) annually by the factor published in the SDCPI-U. The annual change in second half SDCPI-U values, as compiled by the U.S. Bureau of Labor Statistics (see www.bls.gov), for the prior year period was from 261.679 to 265.039 (a 1.28% increase). In accordance with the approved cost-indexing provisions, the maximum authorized assessment rates contained within this Assessment Engineer's Report have been increased by 1.28%.



Method of Apportionment

Estimated Benefit of Improvements

The Open Space section of the City's Mission Valley Community Plan and the general Market Objectives section of the First San Diego River Improvement Project Specific Plan establish several goals for the San Diego River system. The improvements are to enhance Mission Valley as a regional commercial center as well as attract residential development. It is intended that the variety of mixed uses will not only attract current San Diego residents to Mission Valley, but visitors and companies from across the country. Enhancement of the river system being maintained by this District is consistent with the plans' goals for flood safety, pleasing aesthetics, and enhancement/preservation of the natural habitat and resources provided by the San Diego River.

Mission Valley (Valley) is primarily an urbanized commercial center with varying mixed uses including high-density residential uses. The San Diego River is the most prominent open space element in the Valley and is a significant aesthetic and economic asset to the community. It provides visual and physical relief from the intensifying urbanization of the Valley. As a linear green space, the river corridor unifies the community, accentuating the natural setting of the Valley. The river also provides opportunity for recreational uses. With the limited number of parks in this area, the linear pathways, benches, picnic tables, and other improvements constructed and maintained by FSDRIP provide the community its most significant public recreational area.

Construction of FSDRIP flood control channel improvements has benefited specific parcels by controlling flooding and reducing the floodway width, which has generated additional land area outside the floodway and above the 100-year flood plain. These new land areas are now suitable for development. Existing developed lands subjected to potential flooding by a certain potential frequency of flood have experienced a reduction in the potential frequency of flooding. The lands benefiting from improvement of the flood control channel was determined by review of engineering flood maps. These maps were also used to determine the varying levels of benefit received by review of the various classifications of flood zones. Those parcels within the District that are not subject to potential flooding do not benefit from the flood control/safety aspect of the improvements maintained by the District.



The project and subsequent maintenance have also provided a walking/jogging/biking trail, picnic tables, park benches, enhanced open space, an enhanced linear view corridor, and enhancement/preservation of the river's natural habitat and resources. The trails are a significant component of the Valley's pedestrian circulation system and recreational system. These improvements are not essential to the functionality of a flood control channel. These improvements are amenities that provide pleasing aesthetics, community recreational uses and an enhanced community identity to a greater area than the area benefiting from just flood protection. The greater area benefiting from these District activities has been limited to the Community Plan Development Intensity District G and those portions of Districts H and I lying westerly of Qualcomm Way. Major transportation corridors divide the Valley into several districts. The major transportation corridors I-8, SR-163, and Friars Road along with the easterly limit of FSDRIP, Qualcomm Way, provide the boundary of this greater area of benefit.

In conclusion, there are two distinct sets of benefits and two distinct sets of parcels which have distinct special benefits conferred upon them. All parcels within the District benefit from the aesthetic enhancement, natural resource preservation, and recreational use of the San Diego River system and the enhanced community image provided by the improvements maintained by the District. A subset of parcels within the District boundary receives flood control benefits.

Apportionment Methodology

As previously stated, special benefit received from the maintenance of the FSDRIP improvements is comprised of two components.

Flood Control/Safety – By containing the 100-year frequency flood levels and bettering other flood zones the FSDRIP channel provides greater public safety, has reduced the economic damage associated with flooding, and has allowed additional development to occur in areas previously restricted from any economic benefit. Maintenance of the river channel and vegetation insure the integrity of the system.

Community Aesthetics – The linear, river open space provides both a physical and visual relief from the existing urban development, preservation/enhancement of natural habitat and resources, new opportunities for recreational uses, and enhancement of the community's aesthetic and image.

The total cost for maintenance of the improvements funded by the District will be assessed to the various parcels in proportion to the sum



of the special benefit assessment for Flood Control/Safety and the special benefit assessment for Community Aesthetics Enhancement as shown in the following equation:

Total Assessment = Flood Control/Safety Assessment + Community Aesthetics Enhancement Assessment
--

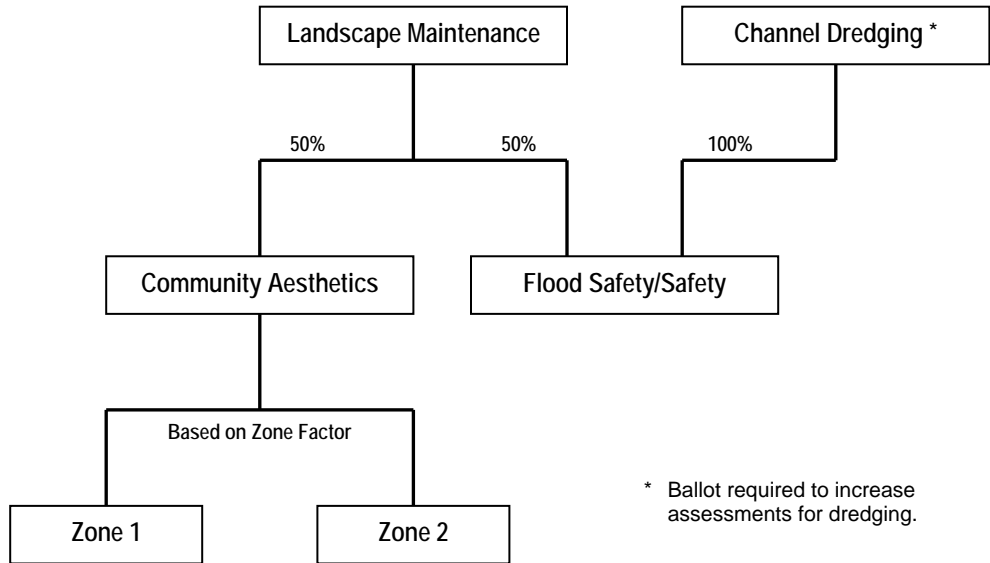
Allocation of Costs

All costs associated with dredging, monitoring of silt conditions, and maintenance of appurtenant drainage facilities shall be allocated to the Flood Control/Safety component of assessments. Zero dollars (\$0) from the proposed FY 2016 assessments are allocated for these functions. All dredging, monitoring of silt conditions, and maintenance of appurtenant drainage facilities activities in FY 2016 shall be funded from the Dredging Reserve Fund.

Costs associated with maintenance of the landscaping/vegetation are associated with both the Flood Control/Safety component and the Community Aesthetics Enhancement component. Maintenance of the vegetation is essential to the proper function of the flood channel and fulfillment of the project's permit/mitigation requirements. The same landscaping/vegetation is the key element to the enhancement of the community aesthetics and natural habitat/resource preservation. Areas specific to one functional component cannot be separated from areas specific to the other functional component through engineering analysis. Both components benefit mutually from the maintenance of all landscaping/vegetation maintained by the District. Therefore, costs associated with maintenance of the landscaping/vegetation have been allocated fifty percent (50%) to the Flood Control/Safety component and fifty percent (50%) to the Community Aesthetics component. **Figure 2** illustrates the allocation of District costs.



FIGURE 2: Cost Allocation



Land Use

All parcels within the District have been assigned a land use/zoning classifications. **Table 1** lists the various land use/zoning classifications and illustrates those that receive special benefit from the improvements and those land uses that have been determined to not receive benefit from the improvements.

TABLE 1: Land Use Classifications and Codes

Land Use/Zoning	Code	Special Benefit Received
Residential – Condominium	CND	As described below
Residential – Multi-Family & Apartment	MFR	As described below
Commercial – Office & Retail	COM	As described below
Industrial & Institutional	IND	As described below
Open Space	OSP	None
Street/Roadway	STR	None
Undevelopable	UND	None



Residential – Condominium

Condominium parcels have been segregated by condominium development. The aggregate area of each development has been divided by the total number of condominiums within the development. Each condominium has been assigned an average parcel area, which is common for each condominium for each development.

Street/Roadway

While those traveling streets and roadways enjoy the improvements maintained by the District during their travel, the actual benefit of this enjoyment does not accrue to the land underlying the streets and roads. Accordingly, the Street/Roadway category receives no benefit and has been assigned a Land Use Factor of zero.

The Metropolitan Transit Development Board's (MTDB) Light Rail Vehicle right-of-way is considered a public right-of-way similar to public streets and has been determined to not receive benefit. These areas held in easement by MTDB have been removed from a parcel's total area for assessment calculations.

Undevelopable

Areas classified undevelopable are areas of a parcel with the floodway area and have been removed from a parcels total area for an assessment calculation.

Flood Control/Safety Apportionment Method

The Flood Control/Safety assessment is a function of the portion(s) of a parcel's area (or condominium unit area discussed later) enhanced by a change(s) of flood zone classification (termed Special Benefit Area) multiplied by an assigned Benefit Factor. As some parcels include portions that differ in change of flood zone classification and/or have a combination of areas with flood zone changes, for each affected parcel a Composite Benefit Factor is calculated as the area-weighted average of the Benefit Factor for all flood zone classification areas of change. The Special Benefit Area is multiplied by the Composite Benefit Factor to determine the Flood Control/Safety Equivalent Benefit Area



(EBAs) of a parcel. A parcel's total EBAs is multiplied by a Unit Cost, which is each EBAs proportional share of costs allocated to Flood Control/Safety in relation to all EBAs within the District. The result is the parcel's Flood Control/Safety assessment. Calculation of the Flood Control/Safety assessment is depicted in the following equations:

$$\begin{aligned} & \text{Flood Control/Safety Assessment} \\ & = \\ & \text{Flood Control/Safety Equivalent Benefit Area (EBA) x Unit Cost} \end{aligned}$$

$$\begin{aligned} & \text{Unit Cost} \\ & = \\ & \frac{\text{Total Flood Control/Safety Cost Allocation}}{\text{Total Flood Control/Safety Equivalent Benefit Area}} \end{aligned}$$

$$\begin{aligned} & \text{Flood Control/Safety Equivalent Benefit Area (EBA)} \\ & = \\ & \text{Special Benefit Area x Composite Benefit Factor} \end{aligned}$$

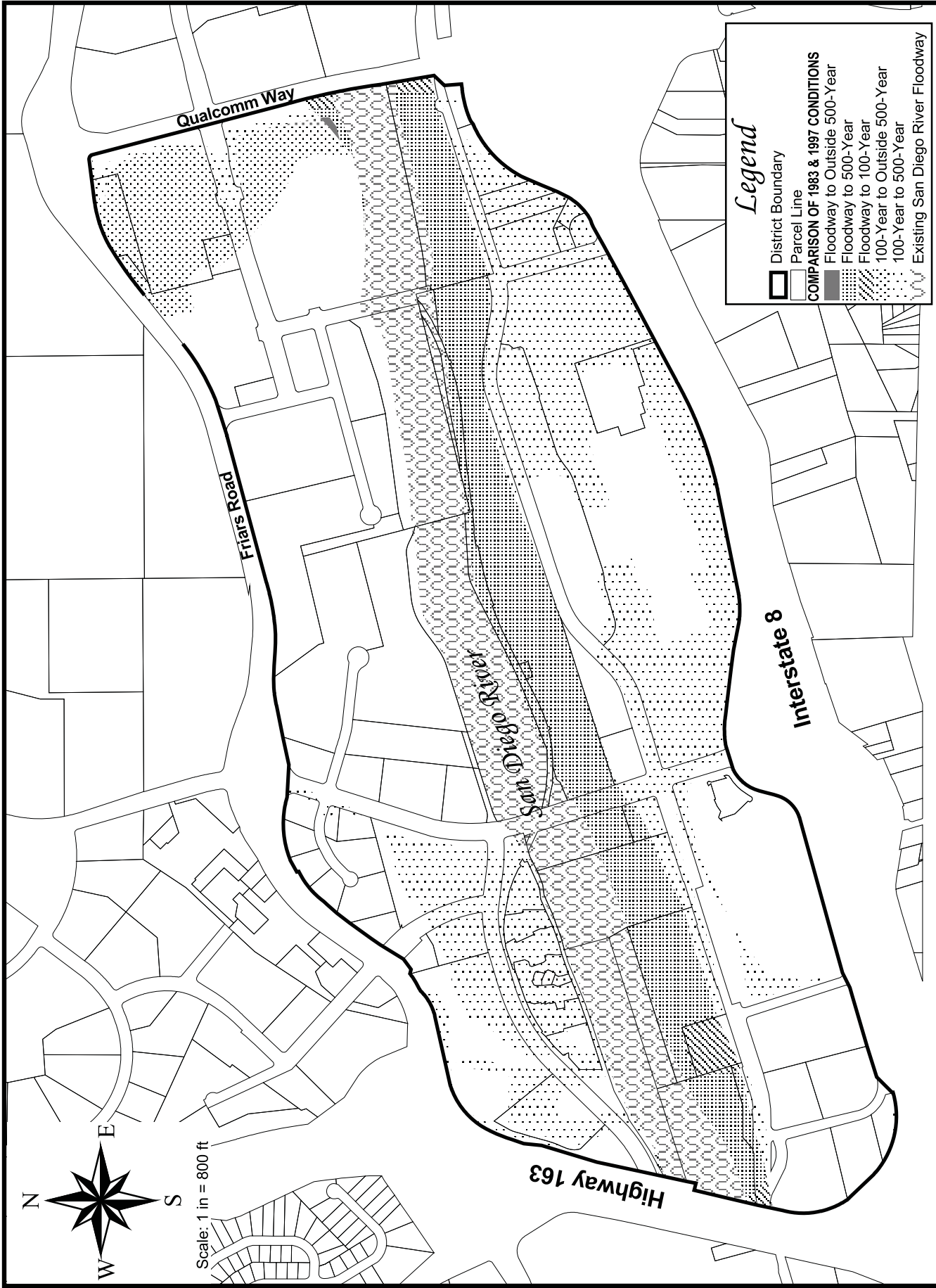
$$\begin{aligned} & \text{Composite Benefit Factor} \\ & = \\ & \frac{\text{Benefit Factor}_1 \times (\text{Benefit Area}_1 + \text{Benefit Area}_2)}{\text{Benefit Area}_1 + \text{Benefit Area}_2} \\ & + \\ & \frac{\text{Benefit Factor}_2 \times (\text{Benefit Area}_2 + \text{Benefit Area}_1)}{\text{Benefit Area}_2 + \text{Benefit Area}_1} \\ & + \\ & \text{etc.} \end{aligned}$$

Flood Control/Safety Special Benefit Area

The special benefit realized by a parcel, in the Flood Control/Safety component, is the enhancement of a given area's flood zone classification. An enhancement of flood zone classification can increase the safety and economic use of an area. Identification of such areas has been determined through the use of the Flood Insurance Rate Maps (FIRM) prepared by the Federal Emergency Management Agency.

The 1983 FIRM map shows the various flood zone boundaries in a pre-FSDRIP condition. The 1997 FIRM map reflects the changes to the flood zone boundaries between Qualcomm Way and SR-163 as a result of the construction of FSDRIP improvements. Combining (intersecting) the two maps illustrates the areas which experienced a change/enhancement in flood zone classification and received the resulting Flood Control/Safety special benefit. These areas are shown in **Figure 3**.





First San Diego River Improvement Project Flood Control & Landscape Maintenance District

FLOOD CONTROL/SAFETY BENEFIT AREAS

FIGURE 3

Composite Benefit Factor

The Composite Benefit Factor is the weighted average of a parcel's Benefit Factors times the Special Benefit Area. **Table 2** details the effect of a flood zone classification, the benefits changes/enhancement in flood zone classification, and the Benefit Factors assigned to each change in flood zone classification. The Benefit Factors assigned estimate the proportional economic and safety benefit from a change in flood zone classification, relative to other such changes.

The four basic flood zone classifications within the District are the Floodway Zone, 100-year Flood Zone, 500-year Flood Zone, and Outside the 500-year Flood Zone. As a result of improvements to the San Diego River through FSDRIP, zone classifications of various parcels within the District have changed. Zone classification changes have been given a rating that is based upon the magnitude of benefit realized.

The maximum achievable degree of benefit, from the Floodway Zone to Outside the 500-year Flood Zone, is assigned a relative benefit value of 100. Property that was within the Floodway and is now classified to be within the 100-year Flood Zone is given a relative benefit value of 75. A zone classification change from the 100-year to the 500-year is given a relative benefit value of 20 and from the 500-year Zone to Outside 500-year is given a relative benefit value of 5. A portion of property that has changed from the Floodway to the 500-year Zone is given a relative benefit value of 75 plus 20, or 95.

There are five possible combinations of Flood Zone classification changes (as shown in **Table 2**) with the sum of total relative benefit values of 315. Each Flood Control/Safety Benefit Factor is calculated as the ratio of relative benefit divided by 315. With respect to the preceding example above, 95 divided by 315 equals a Benefit Factor of 0.30. **Table 2** details the effect of the varying flood zone classifications on an area and the magnitude of benefit for moving from one zone to another.



TABLE 2: Flood Control/Safety Benefit Factors

Within Floodway	Within 100-Year Flood Zone	Within 500-Year Flood Zone	Outside 500-Year Flood Zone
<ul style="list-style-type: none"> No Economic Benefit from Land Restricted from Development 	<ul style="list-style-type: none"> Can Develop with Certain Restrictions – Building Above 100-Year Level Remainder of Parcel Subject to Flooding Flood Insurance Required to Finance 	<ul style="list-style-type: none"> No Flood Related Building Restrictions Lesser Potential for Flooding Flood Insurance not Required to Finance 	<ul style="list-style-type: none"> Negligible Risk of Flooding No Flood Related Restrictions

Benefit Factor	Relative Benefit Value Scale			Total
	75	20	5	
0.32	75	20	5	100
0.30	75	20		95
0.24	75			75
0.08		20	5	25
0.06		20		20
1.00	TOTAL		TOTAL	315



The following is a sample parcel calculation, which illustrates the operation of these factors and formulas.

Sample Flood Control/Safety Assessment Calculation

The District includes a 3.25 acre parcel called XYZ that has partially benefited from the Flood Control/Safety improvements made to the San Diego River. A portion of XYZ (0.76 acres) was within the floodway, and as a result of FSDRIP, has moved to the 500-year flood zone. Another portion of XYZ (0.21 acres) has realized the benefit of moving from the floodway to the 100-year flood zone. The remainder of parcel XYZ (2.28 acres) realizes no change in benefit from the improvements, and is not included in the Flood Control/Safety benefit area calculation. The following sample calculation demonstrates the methodology used to determine the total Flood Control/Safety assessment for parcel XYZ:

<i>Total Parcel Area:</i>	3.25 ac.
<i>Benefit Area (floodway to the 500-yr. flood plain):</i>	0.76 ac.
<i>Corresponding Benefit Factor (from Table 2):</i>	0.30
<i>Benefit Area (floodway to the 100-yr. flood plain):</i>	0.21 ac.
<i>Corresponding Benefit Factor (from Table 2):</i>	0.24
<i>Total Flood Control/Safety EBAs for District:</i>	19.12175 ac.
<i>Total Flood Control/Safety Cost Allocation:</i>	\$92,163
<i>Composite Benefit Factor:</i>	
$= ((0.30 \times 0.76) \div (0.76 + 0.21)) + ((0.24 \times 0.21) \div (0.76 + 0.21)) = 0.2870$	
<i>Flood Control/Safety Equivalent Benefit Area:</i>	
$= 0.2870 \times (0.76 + 0.21) = 0.2784$	
<i>Flood Control/Safety Unit Cost:</i>	
$= \$92,163 \div 19.12175 = \$4,819.78$	
<i>Flood Control/Safety Assessment:</i>	
$= 0.2784 \times \$4,819.78 = \$1,341.83$	

Community Aesthetics Apportionment Method

The Community Aesthetics Enhancement assessment is a function of the parcel area (or condominium unit area discussed later) multiplied



by a Zone Factor establishing the Equivalent Benefit Area (EBA) of a parcel. A parcel's total EBA is multiplied by a Unit Cost, which is each EBAs proportional share of allocated costs to all EBAs within the District. The result is the parcel's Community Aesthetics Enhancement assessment. The Community Aesthetics Enhancement assessment is depicted in the following equations:

$$\begin{array}{c} \text{Community Aesthetics Enhancement Assessment} \\ = \\ \text{Equivalent Benefit Area (EBA) x Unit Cost} \end{array}$$

$$\begin{array}{c} \text{Equivalent Benefit Area (EBA)} \\ = \\ \text{Parcel Area x Zone Factor} \end{array}$$

$$\begin{array}{c} \text{Unit Cost} \\ = \\ \frac{\text{Total Community Aesthetics Enhancement Cost Allocation}}{\text{Total Community Aesthetics Equivalent Benefit Area}} \end{array}$$

Zone Factor

The Zone Factor as developed for use in the Community Aesthetics Enhancement component of the assessment is dependent upon the proximity of the property with respect to the FSDRIP green belt and pedestrian walkways. Those parcels separated from FSDRIP by major and collector streets are determined to receive lesser benefit than those parcel interior to the nearest major or collector streets. **Exhibit A** shows the location of the zone boundaries in relationship to the District boundary and all parcels within the District. Zone 1 is estimated to receive twice the benefit of Zone 2.

Zone 1 is defined as those parcels that are between FSDRIP and Camino de la Reina on the south and Hazard Center Drive, Mission Center Court, Station Village Inn and Rio San Diego Drive on the north.

Zone 2 is defined as those parcels between Friars Road in the north and the Zone 1 boundary and Interstate 8 in the south and the Zone 1 boundary.



Summary Results

The District Boundary is presented in **Exhibit A**.

An estimate of the costs of the improvements provided by the District is included as **Exhibit B** to this report.


The assessment methodology utilized is as described in the text of this report. Based on this methodology, Fiscal Year 2016 District assessments for each parcel were calculated and are shown in the Assessment Roll (**Exhibit C**).

Each lot or parcel of land within the District has been identified by unique County Assessor's Parcel Number on the Assessment Roll and the Boundary Map and Assessment Diagram referenced herein. The net assessment for each parcel for Fiscal Year 2016 can be found on the Assessment Roll.

This report has been prepared and respectfully submitted by:

EFS ENGINEERING, INC.




Eugene F. Shank, PE C 52792


Sharon F. Risse




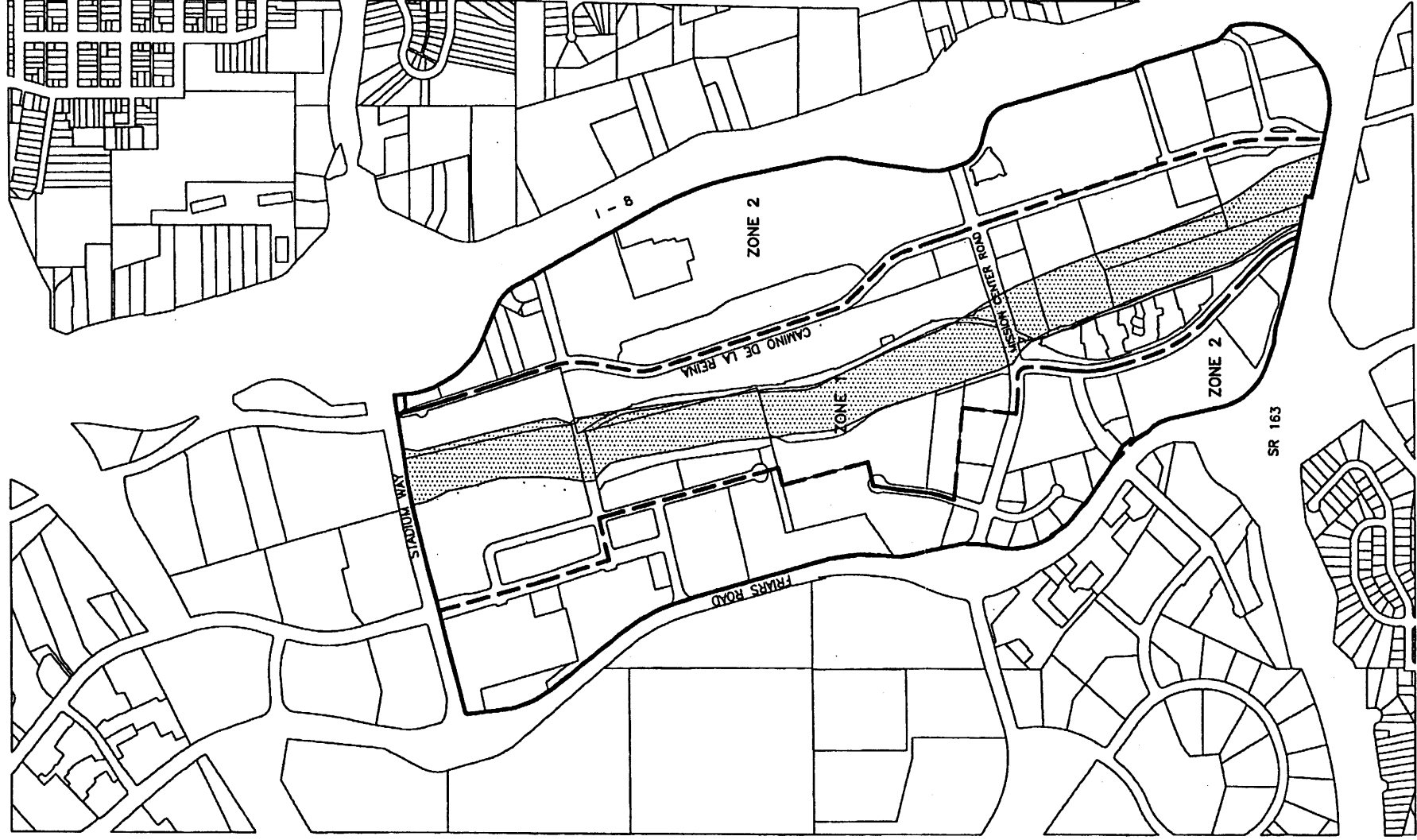
I, _____, as CITY CLERK of the CITY OF SAN DIEGO, COUNTY OF SAN DIEGO, CALIFORNIA, do hereby certify that the Assessment as shown on the Assessment Roll, together with the Assessment Diagram, both of which are incorporated into this report, were filed in my office on the ____ day of _____, 2015.

Elizabeth Maland, CITY CLERK
CITY OF SAN DIEGO
STATE OF CALIFORNIA

I, _____, as CITY CLERK of the CITY OF SAN DIEGO, COUNTY OF SAN DIEGO, CALIFORNIA, do hereby certify that the foregoing Assessment, together with the Assessment Diagram incorporated into this report, was approved and confirmed by the CITY COUNCIL of said City on the ____ day of _____, 2015.

Elizabeth Maland, CITY CLERK
CITY OF SAN DIEGO
STATE OF CALIFORNIA

EXHIBIT A



BOUNDARY MAP

SCALE: 1" = 600'

FILED IN THE OFFICE OF THE CITY CLERK OF THE CITY OF SAN DIEGO, STATE OF CALIFORNIA, THIS ___ DAY OF _____, 1998.

CHARLES G. ABDELNOUR, CITY CLERK
CITY OF SAN DIEGO
STATE OF CALIFORNIA

I HEREBY CERTIFY THAT THE WITHIN MAP SHOWING PROPOSED BOUNDARIES OF THE FIRST SAN DIEGO RIVER IMPROVEMENT PROJECT FLOOD CONTROL AND LANDSCAPE MAINTENANCE DISTRICT, CITY OF SAN DIEGO, STATE OF CALIFORNIA, WAS APPROVED BY THE CITY COUNCIL AT A REGULAR MEETING THEREOF, HELD ON THE ___ DAY OF _____, 1998, BY ITS RESOLUTION NO. _____.

CHARLES G. ABDELNOUR, CITY CLERK
CITY OF SAN DIEGO
STATE OF CALIFORNIA

AN ASSESSMENT WAS LEVIED BY THE CITY COUNCIL OF THE CITY OF SAN DIEGO ON THE LOTS, PIECES, AND PARCELS OF LAND SHOWN ON THIS ASSESSMENT DIAGRAM. SAID ASSESSMENT WAS LEVIED ON THE DAY OF _____, 1998. SAID ASSESSMENT DIAGRAM AND THE ASSESSMENT ROLL WERE RECORDED IN THE OFFICE OF THE SUPERINTENDENT OF STREETS OF THE CITY OF SAN DIEGO, STATE OF CALIFORNIA ON THE ___ DAY OF _____, 1998. REFERENCE IS MADE TO THE ASSESSMENT ROLL RECORDED IN THE OFFICE OF THE SUPERINTENDENT OF STREETS FOR THE EXACT AMOUNT OF EACH ASSESSMENT LEVIED AGAINST EACH PARCEL OF LAND SHOWN ON THIS ASSESSMENT DIAGRAM.

NOTE:
FOR A DETAILED DESCRIPTION OF THE LINES AND DIMENSIONS OF LOTS OR PARCELS SHOWN ON THIS MAP, REFER TO THE COUNTY ASSESSOR'S MAPS WHICH SHALL GOVERN WITH RESPECT TO ALL DETAILS CONCERNING THE LINES AND DIMENSIONS OF SUCH LOTS OR PARCELS.

- LEGEND:
- DISTRICT BOUNDARY
 - ZONE BOUNDARY
 - PARCEL LINES
 - 32 DIAGRAM NUMBER
 - ▨ LOCATION OF IMPROVEMENTS

EXHIBIT A



CITY OF
SAN DIEGO

**FIRST SAN DIEGO RIVER IMPROVEMENT PROJECT
FLOOD CONTROL AND
LANDSCAPE MAINTENANCE DISTRICT**

W.O. DATE: _____ REVISIONS: _____

EXHIBIT B

EXHIBIT B

**Park and Recreation Department - Open Space Division
Maintenance Assessment Districts Program
Summary of Fiscal Year 2016 (07-01-15 to 06-30-16) Budget**

**First San Diego River Improvement Project (FSDRIP) Maintenance Assessment District
Fund 200053**

	FY 2014 Unaudited Actuals	FY 2015 Estimate	FY 2016 Proposed
<u>District Costs</u>			
Supplies (FSDRIP Interpretive Panel, Cleaning, Janitorial; Paint, Oil, Glass; Locks, Security Hardware)	\$ -	\$ 455.00	\$ 455.00
Services			
Landscape Maintenance Contract - PA 460000717 Blue Skies (Contract Exp. 06/30/2016)	\$ 75,758.08	\$ 94,840.28	\$ 99,582.29
Sidewalk Repair	\$ -	\$ 2,000.00	\$ 2,000.00
Biological Monitoring	\$ 14,282.86	\$ 20,000.00	\$ 22,000.00
Irrigation Retrofit (Undergrounding of Irrigation Boxes)	\$ 31,702.26	\$ 10,000.00	\$ -
Trash Receptacle Refurbishing	\$ -	\$ 5,000.00	\$ 5,000.00
Transient Enforcement - (Removal and Disposal - IO 21002904) ⁽¹⁾	\$ -	\$ 2,500.00	\$ 2,500.00
Tree Trimming/Removal Services	\$ -	\$ 15,000.00	\$ 15,000.00
San Diego River Soundings (E&CP IO #21002877; DSD IO #21003301)	\$ 9,012.42	\$ -	\$ 11,000.00
Concrete Repair	\$ -	\$ 50,000.00	\$ 50,000.00
Utilities - Water / Storm Drain / Electrical	\$ 18,185.08	\$ 19,590.10	\$ 19,590.00
Special Districts Administration	\$ 21,500.00	\$ 20,368.00	\$ 20,368.00
Vehicle Usage and Assignment	\$ 2,195.00	\$ 2,332.00	\$ 2,565.20
.30 FTE Grounds Maintenance Manager - Contract Administrator (Total Labor & Fringe)	\$ 32,207.00	\$ 34,730.00	\$ 34,097.86
Subtotal	\$ 204,842.70	\$ 276,815.38	\$ 284,158.35
TOTAL EXPENSE	\$ 204,842.70	\$ 276,815.38	\$ 284,158.35
<u>District Revenues & Reserves</u>			
Special Assessments	\$ 225,864.38	\$ 230,240.90	\$ 184,194.02
Interest Earnings	\$ 1,473.40	\$ 1,700.00	\$ 2,000.00
City Contributions ⁽²⁾			
General Benefit Offset, 17.1%	\$ -	\$ 44,693.76	\$ 30,715.56
Environmental Growth Fund	\$ 4,143.00	\$ 4,441.00	\$ 4,441.00
TOTAL REVENUE	\$ 231,480.78	\$ 281,075.66	\$ 221,350.58
<u>District Reserves</u>			
Beginning Fund Balance	\$ 163,571.53	\$ 190,768.27	\$ 195,028.56
Change in Fund Balance	\$ 27,196.74	\$ 4,260.29	\$ (62,807.77)
Year End Operating Reserves	\$ 190,768.27	\$ 195,028.56	\$ 132,220.78

⁽¹⁾ The FSDRIP MAD is partnering with the San Diego Police Department, Environmental Services, and Alpha Project to remove/abate the homeless encampments. The FSDRIP MAD's sole responsibility is cleanup after the enforcement is complete.

⁽²⁾ City contributions each Fiscal Year are subject to change pending Council approval.

EXHIBIT C

ASSESSMENT ENGINEER'S REPORT
ASSESSMENT ROLL

The undersigned, pursuant to the "Maintenance Assessment Districts Ordinance" (Division 2, Article 5, Chapter VI beginning at Section 65.0201 of the San Diego Municipal Code), the "Landscaping and Lighting Act of 1972" (Part 2, Division 15 of the California Streets and Highways Code), applicable provisions of "Proposition 218" (Article XIII D of the California Constitution), and the "Proposition 218 Omnibus Implementation Act" (California Senate Bill 919) (the aforementioned provisions are hereinafter referred to collectively as "Assessment Law"), does hereby submit the following:

1. Pursuant to the provisions of Assessment Law and the Resolution of Intention, we have assessed the costs and expenses of the works of improvement (maintenance) to be performed in the Assessment District upon the parcels of land in the Assessment District benefited thereby in direct proportion and relation to the estimated benefits to be received by each of said parcels. For particulars as to the identification of said parcels, reference is made to the Boundary Map and Assessment Diagram on file in the Maintenance Assessment Districts Section of the Park and Recreation Department of the City of San Diego. A reduced copy of the Boundary Map is included in the Assessment Engineer's Report as **Exhibit A**.
2. The Assessment Diagram included in this report shows the Assessment District, as well as the boundaries and dimensions of the respective parcels and subdivisions of land within the Assessment District, the same as existed at the time of the passage of the Resolution of Intention, each of which subdivisions of land or parcels or lots respectively have been given a separate number upon the Assessment Diagram and in the Assessment Roll (**Exhibit C**).
3. By virtue of the authority contained in said Assessment Law, and by further direction and order of the legislative body, we hereby make the following assessment to cover the costs and expenses of the works of improvement (maintenance) for the Assessment District based on the costs and expenses as set forth in the Assessment Engineer's Report.

For particulars as to the individual assessments and their descriptions, reference is made to the Assessment Roll (**Exhibit C**) attached hereto.

DATED: May 15, 2015

EFS ENGINEERING, INC.



By: Eugene F. Shank
Eugene F. Shank, PE C 52792

By: Sharon F. Risse
Sharon F. Risse

EXHIBIT C - Assessment Roll (Fiscal Year 2016)
First San Diego River Improvement Project Maintenance Assessment District

Parcel Number	Land Use ⁽¹⁾	Zone Number	Community Aesthetics Enhancement					Flood Control/Safety					FY 2016 ⁽³⁾ Assessment	Owner Name
			Net Area (Acres)	Zone Factor	EBA ⁽²⁾	Unit Cost	Assessment	Benefit Area (Acres)	Composite Benefit Factor	EBA ⁽²⁾	Unit Cost	Assessment		
438 011 14 00	COM	2	0.66	0.50	0.3300	\$497.56	\$164.19	0.06	0.06	0.0035	\$4,819.78	\$17.07	\$181.26	A K B Petroleum Inc
438 011 15 00	COM	2	0.76	0.50	0.3800	\$497.56	\$189.07	0.00	0.00	0.0000	\$4,819.78	\$0.00	\$189.06	M P S Mission L L C
438 011 16 00	COM	2	0.66	0.50	0.3300	\$497.56	\$164.19	0.00	0.00	0.0000	\$4,819.78	\$0.00	\$164.18	Mission Properties Llc
438 011 17 00	COM	2	0.65	0.50	0.3250	\$497.56	\$161.71	0.00	0.00	0.0000	\$4,819.78	\$0.00	\$161.70	Hannon Ranches Ltd
438 011 18 00	COM	2	1.64	0.50	0.8200	\$497.56	\$408.00	0.00	0.00	0.0000	\$4,819.78	\$0.00	\$408.00	Friars Office Building L L C
438 011 19 00	COM	2	1.30	0.50	0.6500	\$497.56	\$323.41	0.00	0.00	0.0000	\$4,819.78	\$0.00	\$323.40	Crown Investment Co Inc
438 011 21 00	COM	2	0.80	0.50	0.4000	\$497.56	\$199.02	0.00	0.00	0.0000	\$4,819.78	\$0.00	\$199.02	Hazard R E Contracting Co
438 011 24 00	COM	2	0.75	0.50	0.3750	\$497.56	\$186.59	0.05	0.06	0.0031	\$4,819.78	\$14.95	\$201.54	Frazee Mission Valley Properties Ltd
438 011 25 00	IND	2	0.29	0.50	0.1450	\$497.56	\$72.15	0.07	0.06	0.0046	\$4,819.78	\$22.33	\$94.48	Frazee Mission Valley Properties Ltd
438 020 11 00	COM	2	5.38	0.50	2.6900	\$497.56	\$1,338.44	0.00	0.00	0.0000	\$4,819.78	\$0.00	\$1,338.44	Mission Valley D/E/P Llc
438 020 33 00	COM	2	0.93	0.50	0.4650	\$497.56	\$231.37	0.11	0.06	0.0067	\$4,819.78	\$32.25	\$263.62	Koll/Per Mission Courtyard L L C
438 020 41 00	COM	2	3.87	0.50	1.9350	\$497.56	\$962.78	0.01	0.23	0.0027	\$4,819.78	\$12.98	\$975.76	Valley Corporate Center Investors L P
438 020 42 00	COM	2	20.25	0.50	10.1250	\$497.56	\$5,037.80	2.11	0.06	0.1342	\$4,819.78	\$646.97	\$5,684.76	Mission Valley Shoppingtown L L C
438 020 43 00	COM	2	0.62	0.50	0.3100	\$497.56	\$154.24	0.00	0.00	0.0000	\$4,819.78	\$0.00	\$154.24	G B Acquisition Inc <Lf> Mission Valley Shoppingtown
438 020 45 00	COM	2	2.07	0.50	1.0350	\$497.56	\$514.97	0.02	0.08	0.0014	\$4,819.78	\$6.62	\$521.58	Koll/Per Mission Courtyard L L C
438 020 51 00	UND	2	0.10	0.50	0.0000	\$497.56	\$0.00	0.00	0.00	0.0000	\$4,819.78	\$0.00	\$0.00	Valley Corporate Center Investors L P
438 020 54 00	CND	1	6.64	1.00	6.6400	\$497.56	\$3,303.80	6.62	0.27	1.8012	\$4,819.78	\$8,681.47	\$11,985.26	Fenton H G Co
438 020 55 00	UND	1	2.85	1.00	0.0000	\$497.56	\$0.00	0.00	0.00	0.0000	\$4,819.78	\$0.00	\$0.00	Fenton H G Co
438 020 58 01	CND	1	0.01	1.00	0.0122	\$497.56	\$6.05	0.03	0.29	0.0099	\$4,819.78	\$47.71	\$53.76	Bayati Mitra
438 020 58 02	CND	1	0.01	1.00	0.0122	\$497.56	\$6.05	0.03	0.29	0.0099	\$4,819.78	\$47.71	\$53.76	Vanegas Michelle
438 020 58 03	CND	1	0.01	1.00	0.0122	\$497.56	\$6.05	0.03	0.29	0.0099	\$4,819.78	\$47.71	\$53.76	Barba Family Trust 11-01-12
438 020 58 04	CND	1	0.01	1.00	0.0122	\$497.56	\$6.05	0.03	0.29	0.0099	\$4,819.78	\$47.71	\$53.76	Traver Judith A Trust 04-27-07
438 020 58 05	CND	1	0.01	1.00	0.0122	\$497.56	\$6.05	0.03	0.29	0.0099	\$4,819.78	\$47.71	\$53.76	Dierickx Anne
438 020 58 06	CND	1	0.01	1.00	0.0122	\$497.56	\$6.05	0.03	0.29	0.0099	\$4,819.78	\$47.71	\$53.76	Harrington Family Trust 07-14-04
438 020 58 07	CND	1	0.01	1.00	0.0122	\$497.56	\$6.05	0.03	0.29	0.0099	\$4,819.78	\$47.71	\$53.76	Colgan Family Trust 02-06-04
438 020 58 08	CND	1	0.01	1.00	0.0122	\$497.56	\$6.05	0.03	0.29	0.0099	\$4,819.78	\$47.71	\$53.76	Cordova L Esperanza
438 020 58 09	CND	1	0.01	1.00	0.0122	\$497.56	\$6.05	0.03	0.29	0.0099	\$4,819.78	\$47.71	\$53.76	Hoffert Jeffrey
438 020 58 10	CND	1	0.01	1.00	0.0122	\$497.56	\$6.05	0.03	0.29	0.0099	\$4,819.78	\$47.71	\$53.76	Williams Rosa M
438 020 58 11	CND	1	0.01	1.00	0.0122	\$497.56	\$6.05	0.03	0.29	0.0099	\$4,819.78	\$47.71	\$53.76	Stahl Dirk&Linda Trust 03-21-06
438 020 58 12	CND	1	0.01	1.00	0.0122	\$497.56	\$6.05	0.03	0.29	0.0099	\$4,819.78	\$47.71	\$53.76	Vogel Wayne E&Susan R
438 020 58 13	CND	1	0.01	1.00	0.0122	\$497.56	\$6.05	0.03	0.29	0.0099	\$4,819.78	\$47.71	\$53.76	Ellis Michael A
438 020 58 14	CND	1	0.01	1.00	0.0122	\$497.56	\$6.05	0.03	0.29	0.0099	\$4,819.78	\$47.71	\$53.76	Dubisch Robert
438 020 58 15	CND	1	0.01	1.00	0.0122	\$497.56	\$6.05	0.03	0.29	0.0099	\$4,819.78	\$47.71	\$53.76	Riley Deborah F 2011 Trust 11-23-11
438 020 58 16	CND	1	0.01	1.00	0.0122	\$497.56	\$6.05	0.03	0.29	0.0099	\$4,819.78	\$47.71	\$53.76	Nash Michael A&Janis J
438 020 58 17	CND	1	0.01	1.00	0.0122	\$497.56	\$6.05	0.03	0.29	0.0099	\$4,819.78	\$47.71	\$53.76	Ismail Mike
438 020 58 18	CND	1	0.01	1.00	0.0122	\$497.56	\$6.05	0.03	0.29	0.0099	\$4,819.78	\$47.71	\$53.76	Bains Darin P&Kulbir K
438 020 58 19	CND	1	0.01	1.00	0.0122	\$497.56	\$6.05	0.03	0.29	0.0099	\$4,819.78	\$47.71	\$53.76	Baum Stefan&Garcia Melissa
438 020 58 20	CND	1	0.01	1.00	0.0122	\$497.56	\$6.05	0.03	0.29	0.0099	\$4,819.78	\$47.71	\$53.76	Ortiz Michael G Trust 12-27-01
438 020 58 21	CND	1	0.01	1.00	0.0122	\$497.56	\$6.05	0.03	0.29	0.0099	\$4,819.78	\$47.71	\$53.76	Easley Preston
438 020 58 22	CND	1	0.01	1.00	0.0122	\$497.56	\$6.05	0.03	0.29	0.0099	\$4,819.78	\$47.71	\$53.76	Joshi Rupesh L
438 020 58 23	CND	1	0.01	1.00	0.0122	\$497.56	\$6.05	0.03	0.29	0.0099	\$4,819.78	\$47.71	\$53.76	Bill Living Trust 01-16-97
438 020 58 24	CND	1	0.01	1.00	0.0122	\$497.56	\$6.05	0.03	0.29	0.0099	\$4,819.78	\$47.71	\$53.76	Taylor Whitney&Wright Pamela J
438 020 58 25	CND	1	0.01	1.00	0.0122	\$497.56	\$6.05	0.03	0.29	0.0099	\$4,819.78	\$47.71	\$53.76	Sloan Pamela L
438 020 58 26	CND	1	0.01	1.00	0.0122	\$497.56	\$6.05	0.03	0.29	0.0099	\$4,819.78	\$47.71	\$53.76	Oneill Polly J Living Trust 03-05-05
438 020 58 27	CND	1	0.01	1.00	0.0122	\$497.56	\$6.05	0.03	0.29	0.0099	\$4,819.78	\$47.71	\$53.76	Brown Brian&Jessica A
438 020 58 28	CND	1	0.01	1.00	0.0122	\$497.56	\$6.05	0.03	0.29	0.0099	\$4,819.78	\$47.71	\$53.76	Khodos Boris A

EXHIBIT C - Assessment Roll (Fiscal Year 2016)
First San Diego River Improvement Project Maintenance Assessment District

Parcel Number	Land Use ⁽¹⁾	Zone Number	Community Aesthetics Enhancement					Flood Control/Safety					FY 2016 ⁽³⁾ Assessment	Owner Name	
			Net Area (Acres)	Zone Factor	EBA ⁽²⁾	Unit Cost	Assessment	Benefit Area (Acres)	Composite Benefit Factor	EBA ⁽²⁾	Unit Cost	Assessment			
438 020 58 29	CND	1	0.01	1.00	0.0122	\$497.56	\$6.05	\$6.05	0.03	0.29	0.0099	\$4,819.78	\$47.71	\$53.76	Bodenhamer Family Trust 08-10-93
438 020 58 30	CND	1	0.01	1.00	0.0122	\$497.56	\$6.05	\$6.05	0.03	0.29	0.0099	\$4,819.78	\$47.71	\$53.76	Sumers Family Trust 01-20-00
438 020 58 31	CND	1	0.01	1.00	0.0122	\$497.56	\$6.05	\$6.05	0.03	0.29	0.0099	\$4,819.78	\$47.71	\$53.76	Merriles Ralph&Anne Family Revocable Trust 09-09-
438 020 58 32	CND	1	0.01	1.00	0.0122	\$497.56	\$6.05	\$6.05	0.03	0.29	0.0099	\$4,819.78	\$47.71	\$53.76	Ghazal Elan R
438 020 58 33	CND	1	0.01	1.00	0.0122	\$497.56	\$6.05	\$6.05	0.03	0.29	0.0099	\$4,819.78	\$47.71	\$53.76	Suzuki Joel C
438 020 58 34	CND	1	0.01	1.00	0.0122	\$497.56	\$6.05	\$6.05	0.03	0.29	0.0099	\$4,819.78	\$47.71	\$53.76	Mobley Byron K
438 020 58 35	CND	1	0.01	1.00	0.0122	\$497.56	\$6.05	\$6.05	0.03	0.29	0.0099	\$4,819.78	\$47.71	\$53.76	Paramahamsababu Karthick
438 020 58 36	CND	1	0.01	1.00	0.0122	\$497.56	\$6.05	\$6.05	0.03	0.29	0.0099	\$4,819.78	\$47.71	\$53.76	Herschelman Philip&Christina
438 020 58 37	CND	1	0.01	1.00	0.0122	\$497.56	\$6.05	\$6.05	0.03	0.29	0.0099	\$4,819.78	\$47.71	\$53.76	Calvo David
438 020 58 38	CND	1	0.01	1.00	0.0122	\$497.56	\$6.05	\$6.05	0.03	0.29	0.0099	\$4,819.78	\$47.71	\$53.76	Smith Michael A Family Trust 06-26-00
438 020 58 39	CND	1	0.01	1.00	0.0122	\$497.56	\$6.05	\$6.05	0.03	0.29	0.0099	\$4,819.78	\$47.71	\$53.76	Alahmad Kaouthar
438 020 58 40	CND	1	0.01	1.00	0.0122	\$497.56	\$6.05	\$6.05	0.03	0.29	0.0099	\$4,819.78	\$47.71	\$53.76	Ferm Family Exemption Trust 02-19-00
438 020 58 41	CND	1	0.01	1.00	0.0122	\$497.56	\$6.05	\$6.05	0.03	0.29	0.0099	\$4,819.78	\$47.71	\$53.76	Clemmensen Kirk A
438 020 58 42	CND	1	0.01	1.00	0.0122	\$497.56	\$6.05	\$6.05	0.03	0.29	0.0099	\$4,819.78	\$47.71	\$53.76	Kopchinsky Trust 03-04-13
438 020 58 43	CND	1	0.01	1.00	0.0122	\$497.56	\$6.05	\$6.05	0.03	0.29	0.0099	\$4,819.78	\$47.71	\$53.76	Laxina Cynthia C
438 020 58 44	CND	1	0.01	1.00	0.0122	\$497.56	\$6.05	\$6.05	0.03	0.29	0.0099	\$4,819.78	\$47.71	\$53.76	Casian Ricardo
438 020 58 45	CND	1	0.01	1.00	0.0122	\$497.56	\$6.05	\$6.05	0.03	0.29	0.0099	\$4,819.78	\$47.71	\$53.76	Chubb Thomas H
438 020 58 46	CND	1	0.01	1.00	0.0122	\$497.56	\$6.05	\$6.05	0.03	0.29	0.0099	\$4,819.78	\$47.71	\$53.76	Hogue Barbara N
438 020 58 47	CND	1	0.01	1.00	0.0122	\$497.56	\$6.05	\$6.05	0.03	0.29	0.0099	\$4,819.78	\$47.71	\$53.76	Stern Marc O&Guilpain Helene Family Trust 05-09-03
438 020 58 48	CND	1	0.01	1.00	0.0122	\$497.56	\$6.05	\$6.05	0.03	0.29	0.0099	\$4,819.78	\$47.71	\$53.76	Elad Doron J
438 020 58 49	CND	1	0.01	1.00	0.0122	\$497.56	\$6.05	\$6.05	0.03	0.29	0.0099	\$4,819.78	\$47.71	\$53.76	Tindall Alan&Dominique
438 020 58 50	CND	1	0.01	1.00	0.0122	\$497.56	\$6.05	\$6.05	0.03	0.29	0.0099	\$4,819.78	\$47.71	\$53.76	Einhorn Randall D Trust 09-06-02
438 020 58 51	CND	1	0.01	1.00	0.0122	\$497.56	\$6.05	\$6.05	0.03	0.29	0.0099	\$4,819.78	\$47.71	\$53.76	Brewer Casey A
438 020 58 52	CND	1	0.01	1.00	0.0122	\$497.56	\$6.05	\$6.05	0.03	0.29	0.0099	\$4,819.78	\$47.71	\$53.76	Upland Deborah E
438 020 58 53	CND	1	0.01	1.00	0.0122	\$497.56	\$6.05	\$6.05	0.03	0.29	0.0099	\$4,819.78	\$47.71	\$53.76	Clifford Charlotte Investment Trust
438 020 58 54	CND	1	0.01	1.00	0.0122	\$497.56	\$6.05	\$6.05	0.03	0.29	0.0099	\$4,819.78	\$47.71	\$53.76	Moreno Frank&Virginia C Trs
438 020 58 55	CND	1	0.01	1.00	0.0122	\$497.56	\$6.05	\$6.05	0.03	0.29	0.0099	\$4,819.78	\$47.71	\$53.76	Reyes Ricardo A&Rebecca P
438 020 58 56	CND	1	0.01	1.00	0.0122	\$497.56	\$6.05	\$6.05	0.03	0.29	0.0099	\$4,819.78	\$47.71	\$53.76	Smith Jason E
438 020 58 57	CND	1	0.01	1.00	0.0122	\$497.56	\$6.05	\$6.05	0.03	0.29	0.0099	\$4,819.78	\$47.71	\$53.76	Tramontana Virginia
438 020 58 58	CND	1	0.01	1.00	0.0122	\$497.56	\$6.05	\$6.05	0.03	0.29	0.0099	\$4,819.78	\$47.71	\$53.76	Parmley Danah
438 020 58 59	CND	1	0.01	1.00	0.0122	\$497.56	\$6.05	\$6.05	0.03	0.29	0.0099	\$4,819.78	\$47.71	\$53.76	Maloo Family Survivors 1999 Trust 01-04-99
438 020 58 60	CND	1	0.01	1.00	0.0122	\$497.56	\$6.05	\$6.05	0.03	0.29	0.0099	\$4,819.78	\$47.71	\$53.76	Ortiz Rosalio O&Silvia
438 020 59 01	CND	1	0.01	1.00	0.0122	\$497.56	\$6.05	\$6.05	0.03	0.29	0.0099	\$4,819.78	\$47.71	\$53.76	Jones Ronald C&Annette C
438 020 59 02	CND	1	0.01	1.00	0.0122	\$497.56	\$6.05	\$6.05	0.03	0.29	0.0099	\$4,819.78	\$47.71	\$53.76	Roland Troy L
438 020 59 03	CND	1	0.01	1.00	0.0122	\$497.56	\$6.05	\$6.05	0.03	0.29	0.0099	\$4,819.78	\$47.71	\$53.76	Bains Darin P
438 020 59 04	CND	1	0.01	1.00	0.0122	\$497.56	\$6.05	\$6.05	0.03	0.29	0.0099	\$4,819.78	\$47.71	\$53.76	Futureland Ltd Liability Co
438 020 59 05	CND	1	0.01	1.00	0.0122	\$497.56	\$6.05	\$6.05	0.03	0.29	0.0099	\$4,819.78	\$47.71	\$53.76	Hawke Robert S
438 020 59 06	CND	1	0.01	1.00	0.0122	\$497.56	\$6.05	\$6.05	0.03	0.29	0.0099	\$4,819.78	\$47.71	\$53.76	Dack Gayle A
438 020 59 07	CND	1	0.01	1.00	0.0122	\$497.56	\$6.05	\$6.05	0.03	0.29	0.0099	\$4,819.78	\$47.71	\$53.76	Tydingco David B&Patricia S
438 020 59 08	CND	1	0.01	1.00	0.0122	\$497.56	\$6.05	\$6.05	0.03	0.29	0.0099	\$4,819.78	\$47.71	\$53.76	Peterson John S
438 020 59 09	CND	1	0.01	1.00	0.0122	\$497.56	\$6.05	\$6.05	0.03	0.29	0.0099	\$4,819.78	\$47.71	\$53.76	Teataiariki Family Trust 10-21-00
438 020 59 10	CND	1	0.01	1.00	0.0122	\$497.56	\$6.05	\$6.05	0.03	0.29	0.0099	\$4,819.78	\$47.71	\$53.76	Zimmerman-Goddard Trust 08-18-09
438 020 59 11	CND	1	0.01	1.00	0.0122	\$497.56	\$6.05	\$6.05	0.03	0.29	0.0099	\$4,819.78	\$47.71	\$53.76	Zamora Miguel M B G
438 020 59 12	CND	1	0.01	1.00	0.0122	\$497.56	\$6.05	\$6.05	0.03	0.29	0.0099	\$4,819.78	\$47.71	\$53.76	Latiff Nisham A&Miranda Gennie B
438 020 59 13	CND	1	0.01	1.00	0.0122	\$497.56	\$6.05	\$6.05	0.03	0.29	0.0099	\$4,819.78	\$47.71	\$53.76	Meek Nicole V
438 020 59 14	CND	1	0.01	1.00	0.0122	\$497.56	\$6.05	\$6.05	0.03	0.29	0.0099	\$4,819.78	\$47.71	\$53.76	Arnold Thor Q

EXHIBIT C - Assessment Roll (Fiscal Year 2016)
First San Diego River Improvement Project Maintenance Assessment District

Parcel Number	Land Use ⁽¹⁾	Zone Number	Community Aesthetics Enhancement					Flood Control/Safety					FY 2016 ⁽³⁾ Assessment	Owner Name	
			Net Area (Acres)	Zone Factor	EBA ⁽²⁾	Unit Cost	Assessment	Benefit Area (Acres)	Composite Benefit Factor	EBA ⁽²⁾	Unit Cost	Assessment			
438 020 59 15	CND	1	0.01	1.00	0.0122	\$497.56	\$6.05	\$6.05	0.03	0.29	0.0099	\$4,819.78	\$47.71	\$53.76	Dodels Harvey
438 020 59 16	CND	1	0.01	1.00	0.0122	\$497.56	\$6.05	\$6.05	0.03	0.29	0.0099	\$4,819.78	\$47.71	\$53.76	Aran Barzan
438 020 59 17	CND	1	0.01	1.00	0.0122	\$497.56	\$6.05	\$6.05	0.03	0.29	0.0099	\$4,819.78	\$47.71	\$53.76	Quiroz Eduardo&Gabriela
438 020 59 18	CND	1	0.01	1.00	0.0122	\$497.56	\$6.05	\$6.05	0.03	0.29	0.0099	\$4,819.78	\$47.71	\$53.76	Corral Hector
438 020 59 19	CND	1	0.01	1.00	0.0122	\$497.56	\$6.05	\$6.05	0.03	0.29	0.0099	\$4,819.78	\$47.71	\$53.76	Shoostary Sam
438 020 59 20	CND	1	0.01	1.00	0.0122	\$497.56	\$6.05	\$6.05	0.03	0.29	0.0099	\$4,819.78	\$47.71	\$53.76	Raza Mehran A&Shahla K
438 020 59 21	CND	1	0.01	1.00	0.0122	\$497.56	\$6.05	\$6.05	0.03	0.29	0.0099	\$4,819.78	\$47.71	\$53.76	Martinez Mariela
438 020 59 22	CND	1	0.01	1.00	0.0122	\$497.56	\$6.05	\$6.05	0.03	0.29	0.0099	\$4,819.78	\$47.71	\$53.76	Powell Argene R Living Trust 03-18-86
438 020 59 23	CND	1	0.01	1.00	0.0122	\$497.56	\$6.05	\$6.05	0.03	0.29	0.0099	\$4,819.78	\$47.71	\$53.76	Mcamis Molly A
438 020 59 24	CND	1	0.01	1.00	0.0122	\$497.56	\$6.05	\$6.05	0.03	0.29	0.0099	\$4,819.78	\$47.71	\$53.76	Hirsch-Weil Dimitri
438 020 59 25	CND	1	0.01	1.00	0.0122	\$497.56	\$6.05	\$6.05	0.03	0.29	0.0099	\$4,819.78	\$47.71	\$53.76	Press Janis
438 020 59 26	CND	1	0.01	1.00	0.0122	\$497.56	\$6.05	\$6.05	0.03	0.29	0.0099	\$4,819.78	\$47.71	\$53.76	Beugen Robert J
438 020 59 27	CND	1	0.01	1.00	0.0122	\$497.56	\$6.05	\$6.05	0.03	0.29	0.0099	\$4,819.78	\$47.71	\$53.76	Conuel Michael
438 020 59 28	CND	1	0.01	1.00	0.0122	\$497.56	\$6.05	\$6.05	0.03	0.29	0.0099	\$4,819.78	\$47.71	\$53.76	Torres Armando
438 020 59 29	CND	1	0.01	1.00	0.0122	\$497.56	\$6.05	\$6.05	0.03	0.29	0.0099	\$4,819.78	\$47.71	\$53.76	Kawada Brett S
438 020 59 30	CND	1	0.01	1.00	0.0122	\$497.56	\$6.05	\$6.05	0.03	0.29	0.0099	\$4,819.78	\$47.71	\$53.76	Owen R Douglas&Barbara
438 020 59 31	CND	1	0.01	1.00	0.0122	\$497.56	\$6.05	\$6.05	0.03	0.29	0.0099	\$4,819.78	\$47.71	\$53.76	Dangelo Gioacchino
438 020 59 32	CND	1	0.01	1.00	0.0122	\$497.56	\$6.05	\$6.05	0.03	0.29	0.0099	\$4,819.78	\$47.71	\$53.76	Jay Anthony H&Consuelo
438 020 59 33	CND	1	0.01	1.00	0.0122	\$497.56	\$6.05	\$6.05	0.03	0.29	0.0099	\$4,819.78	\$47.71	\$53.76	Stevens Theron&Noemi 2002 Trust 05-14-02
438 020 59 34	CND	1	0.01	1.00	0.0122	\$497.56	\$6.05	\$6.05	0.03	0.29	0.0099	\$4,819.78	\$47.71	\$53.76	Marrakchi David&Squalli Nora F
438 020 59 35	CND	1	0.01	1.00	0.0122	\$497.56	\$6.05	\$6.05	0.03	0.29	0.0099	\$4,819.78	\$47.71	\$53.76	Frederiksen Kurt
438 020 59 36	CND	1	0.01	1.00	0.0122	\$497.56	\$6.05	\$6.05	0.03	0.29	0.0099	\$4,819.78	\$47.71	\$53.76	Gant Jaime
438 020 59 37	CND	1	0.01	1.00	0.0122	\$497.56	\$6.05	\$6.05	0.03	0.29	0.0099	\$4,819.78	\$47.71	\$53.76	Doughman Roger A Revocable Trust 11-16-10
438 020 59 38	CND	1	0.01	1.00	0.0122	\$497.56	\$6.05	\$6.05	0.03	0.29	0.0099	\$4,819.78	\$47.71	\$53.76	Nowicki Thomas&Jean
438 020 59 39	CND	1	0.01	1.00	0.0122	\$497.56	\$6.05	\$6.05	0.03	0.29	0.0099	\$4,819.78	\$47.71	\$53.76	Daboul Vivian Khaled
438 020 59 40	CND	1	0.01	1.00	0.0122	\$497.56	\$6.05	\$6.05	0.03	0.29	0.0099	\$4,819.78	\$47.71	\$53.76	Redlinger Charles&Asmar Lama
438 020 59 41	CND	1	0.01	1.00	0.0122	\$497.56	\$6.05	\$6.05	0.03	0.29	0.0099	\$4,819.78	\$47.71	\$53.76	Akram Mary
438 020 59 42	CND	1	0.01	1.00	0.0122	\$497.56	\$6.05	\$6.05	0.03	0.29	0.0099	\$4,819.78	\$47.71	\$53.76	Ross Virginia J
438 020 59 43	CND	1	0.01	1.00	0.0122	\$497.56	\$6.05	\$6.05	0.03	0.29	0.0099	\$4,819.78	\$47.71	\$53.76	Al-Thani Khalid R
438 020 59 44	CND	1	0.01	1.00	0.0122	\$497.56	\$6.05	\$6.05	0.03	0.29	0.0099	\$4,819.78	\$47.71	\$53.76	Raza Mehran A&Shahla K
438 020 59 45	CND	1	0.01	1.00	0.0122	\$497.56	\$6.05	\$6.05	0.03	0.29	0.0099	\$4,819.78	\$47.71	\$53.76	Farris Ascension F
438 020 59 46	CND	1	0.01	1.00	0.0122	\$497.56	\$6.05	\$6.05	0.03	0.29	0.0099	\$4,819.78	\$47.71	\$53.76	Campbell Harry G
438 020 59 47	CND	1	0.01	1.00	0.0122	\$497.56	\$6.05	\$6.05	0.03	0.29	0.0099	\$4,819.78	\$47.71	\$53.76	Delaney Robert P Jr
438 020 59 48	CND	1	0.01	1.00	0.0122	\$497.56	\$6.05	\$6.05	0.03	0.29	0.0099	\$4,819.78	\$47.71	\$53.76	Gross Jennifer R
438 020 60 00	OSP	1	0.02	1.00	0.0000	\$497.56	\$0.00	\$0.00	0.02	0.24	0.0038	\$4,819.78	\$18.21	\$18.20	Rio Del Oro Condominium Assn
438 020 61 00	OSP	1	0.02	1.00	0.0000	\$497.56	\$0.00	\$0.00	0.02	0.24	0.0038	\$4,819.78	\$18.21	\$18.20	Rio Del Oro Condominium Assn
438 020 70 01	CND	1	0.02	1.00	0.0182	\$497.56	\$9.07	\$9.07	0.02	0.24	0.0038	\$4,819.78	\$18.21	\$27.28	Brue Alan R Trust 11-06-08
438 020 70 02	CND	1	0.02	1.00	0.0182	\$497.56	\$9.07	\$9.07	0.02	0.24	0.0038	\$4,819.78	\$18.21	\$27.28	Castelli Timothy A&Belen A
438 020 70 03	CND	1	0.02	1.00	0.0182	\$497.56	\$9.07	\$9.07	0.02	0.24	0.0038	\$4,819.78	\$18.21	\$27.28	Omalley James D&Nancy A
438 020 70 04	CND	1	0.02	1.00	0.0182	\$497.56	\$9.07	\$9.07	0.02	0.24	0.0038	\$4,819.78	\$18.21	\$27.28	Francis Graham&Rosemary B
438 020 70 05	CND	1	0.02	1.00	0.0182	\$497.56	\$9.07	\$9.07	0.02	0.24	0.0038	\$4,819.78	\$18.21	\$27.28	Gastelum Oscar Family Trust 08-03-99
438 020 70 06	CND	1	0.02	1.00	0.0182	\$497.56	\$9.07	\$9.07	0.02	0.24	0.0038	\$4,819.78	\$18.21	\$27.28	Snow Teresa E
438 020 70 07	CND	1	0.02	1.00	0.0182	\$497.56	\$9.07	\$9.07	0.02	0.24	0.0038	\$4,819.78	\$18.21	\$27.28	Leon-Garcia Family Trust 12-21-10
438 020 70 08	CND	1	0.02	1.00	0.0182	\$497.56	\$9.07	\$9.07	0.02	0.24	0.0038	\$4,819.78	\$18.21	\$27.28	Mazaheri Mehrdad
438 020 70 09	CND	1	0.02	1.00	0.0182	\$497.56	\$9.07	\$9.07	0.02	0.24	0.0038	\$4,819.78	\$18.21	\$27.28	Ugarte Luis&Dabrowski Karla
438 020 70 10	CND	1	0.02	1.00	0.0182	\$497.56	\$9.07	\$9.07	0.02	0.24	0.0038	\$4,819.78	\$18.21	\$27.28	Reyes Theodore Ira No54110786

EXHIBIT C - Assessment Roll (Fiscal Year 2016)
First San Diego River Improvement Project Maintenance Assessment District

Parcel Number	Land Use ⁽¹⁾	Zone Number	Community Aesthetics Enhancement					Flood Control/Safety					FY 2016 ⁽³⁾ Assessment	Owner Name
			Net Area (Acres)	Zone Factor	EBA ⁽²⁾	Unit Cost	Assessment	Benefit Area (Acres)	Composite Benefit Factor	EBA ⁽²⁾	Unit Cost	Assessment		
438 020 70 11	CND	1	0.02	1.00	0.0182	\$497.56	\$9.07	0.02	0.24	0.0038	\$4,819.78	\$18.21	\$27.28	Carrbridge L L C
438 020 70 12	CND	1	0.02	1.00	0.0182	\$497.56	\$9.07	0.02	0.24	0.0038	\$4,819.78	\$18.21	\$27.28	Ortega-Zafrilla Julio F
438 020 70 13	CND	1	0.02	1.00	0.0182	\$497.56	\$9.07	0.02	0.24	0.0038	\$4,819.78	\$18.21	\$27.28	Deleon Family Trust 12-22-98
438 020 70 14	CND	1	0.02	1.00	0.0182	\$497.56	\$9.07	0.02	0.24	0.0038	\$4,819.78	\$18.21	\$27.28	Masar Irrevocable Trust 11-03-10
438 020 70 15	CND	1	0.02	1.00	0.0182	\$497.56	\$9.07	0.02	0.24	0.0038	\$4,819.78	\$18.21	\$27.28	Catt Emily M
438 020 70 16	CND	1	0.02	1.00	0.0182	\$497.56	\$9.07	0.02	0.24	0.0038	\$4,819.78	\$18.21	\$27.28	Gonzales Melly L
438 020 70 17	CND	1	0.02	1.00	0.0182	\$497.56	\$9.07	0.02	0.24	0.0038	\$4,819.78	\$18.21	\$27.28	Cruz Joe R&Donna
438 020 70 18	CND	1	0.02	1.00	0.0182	\$497.56	\$9.07	0.02	0.24	0.0038	\$4,819.78	\$18.21	\$27.28	Higgenbotham John D
438 020 70 19	CND	1	0.02	1.00	0.0182	\$497.56	\$9.07	0.02	0.24	0.0038	\$4,819.78	\$18.21	\$27.28	Ortega Family 2009 Trust 07-08-09
438 020 70 20	CND	1	0.02	1.00	0.0182	\$497.56	\$9.07	0.02	0.24	0.0038	\$4,819.78	\$18.21	\$27.28	Moritz Leslie C
438 020 70 21	CND	1	0.02	1.00	0.0182	\$497.56	\$9.07	0.02	0.24	0.0038	\$4,819.78	\$18.21	\$27.28	Ji Nuo&Li Xiaoning
438 020 70 22	CND	1	0.02	1.00	0.0182	\$497.56	\$9.07	0.02	0.24	0.0038	\$4,819.78	\$18.21	\$27.28	Sultan Mohammed A
438 020 70 23	CND	1	0.02	1.00	0.0182	\$497.56	\$9.07	0.02	0.24	0.0038	\$4,819.78	\$18.21	\$27.28	Hidalgo Turhan I
438 020 70 24	CND	1	0.02	1.00	0.0182	\$497.56	\$9.07	0.02	0.24	0.0038	\$4,819.78	\$18.21	\$27.28	Mission Capital Properties Inc
438 020 70 25	CND	1	0.02	1.00	0.0182	\$497.56	\$9.07	0.02	0.24	0.0038	\$4,819.78	\$18.21	\$27.28	Whitaker Robert B&Sandico-Whitaker Ida
438 020 70 26	CND	1	0.02	1.00	0.0182	\$497.56	\$9.07	0.02	0.24	0.0038	\$4,819.78	\$18.21	\$27.28	Rodriguez Maria T C Trust 08-25-04
438 020 70 27	CND	1	0.02	1.00	0.0182	\$497.56	\$9.07	0.02	0.24	0.0038	\$4,819.78	\$18.21	\$27.28	Yee Shirley
438 020 70 28	CND	1	0.02	1.00	0.0182	\$497.56	\$9.07	0.02	0.24	0.0038	\$4,819.78	\$18.21	\$27.28	Shah Pooja V
438 020 71 01	CND	1	0.02	1.00	0.0182	\$497.56	\$9.07	0.02	0.24	0.0038	\$4,819.78	\$18.21	\$27.28	Cruz Zerla J
438 020 71 02	CND	1	0.02	1.00	0.0182	\$497.56	\$9.07	0.02	0.24	0.0038	\$4,819.78	\$18.21	\$27.28	Mcvey James
438 020 71 03	CND	1	0.02	1.00	0.0182	\$497.56	\$9.07	0.02	0.24	0.0038	\$4,819.78	\$18.21	\$27.28	Mahy Katherine E Living Trust 02-20-14
438 020 71 04	CND	1	0.02	1.00	0.0182	\$497.56	\$9.07	0.02	0.24	0.0038	\$4,819.78	\$18.21	\$27.28	Garibay Maria A
438 020 71 05	CND	1	0.02	1.00	0.0182	\$497.56	\$9.07	0.02	0.24	0.0038	\$4,819.78	\$18.21	\$27.28	Taylor Stacy C
438 020 71 06	CND	1	0.02	1.00	0.0182	\$497.56	\$9.07	0.02	0.24	0.0038	\$4,819.78	\$18.21	\$27.28	Vanvugt Michael D
438 020 71 07	CND	1	0.02	1.00	0.0182	\$497.56	\$9.07	0.02	0.24	0.0038	\$4,819.78	\$18.21	\$27.28	Holbrook George L
438 020 71 08	CND	1	0.02	1.00	0.0182	\$497.56	\$9.07	0.02	0.24	0.0038	\$4,819.78	\$18.21	\$27.28	Dahm Eugene&Dorothy Residual Trust B 12-10-92
438 020 71 09	CND	1	0.02	1.00	0.0182	\$497.56	\$9.07	0.02	0.24	0.0038	\$4,819.78	\$18.21	\$27.28	Swift Bryan&Christina Family Trust 05-18-05
438 020 71 10	CND	1	0.02	1.00	0.0182	\$497.56	\$9.07	0.02	0.24	0.0038	\$4,819.78	\$18.21	\$27.28	Morita Miguel U
438 020 71 11	CND	1	0.02	1.00	0.0182	\$497.56	\$9.07	0.02	0.24	0.0038	\$4,819.78	\$18.21	\$27.28	Omahen Karen L
438 020 71 12	CND	1	0.02	1.00	0.0182	\$497.56	\$9.07	0.02	0.24	0.0038	\$4,819.78	\$18.21	\$27.28	Delisi Lorena J Revocable Trust 10-13-02
438 020 71 13	CND	1	0.02	1.00	0.0182	\$497.56	\$9.07	0.02	0.24	0.0038	\$4,819.78	\$18.21	\$27.28	Cole Christine L Trust 09-29-08
438 020 71 14	CND	1	0.02	1.00	0.0182	\$497.56	\$9.07	0.02	0.24	0.0038	\$4,819.78	\$18.21	\$27.28	Rando Robert J&Lynda A
438 020 71 15	CND	1	0.02	1.00	0.0182	\$497.56	\$9.07	0.02	0.24	0.0038	\$4,819.78	\$18.21	\$27.28	Waterkotte Grant D
438 020 71 16	CND	1	0.02	1.00	0.0182	\$497.56	\$9.07	0.02	0.24	0.0038	\$4,819.78	\$18.21	\$27.28	Bratten Dawna M Trust 11-29-01
438 020 71 17	CND	1	0.02	1.00	0.0182	\$497.56	\$9.07	0.02	0.24	0.0038	\$4,819.78	\$18.21	\$27.28	Cantu Mauricio&Elva
438 020 71 18	CND	1	0.02	1.00	0.0182	\$497.56	\$9.07	0.02	0.24	0.0038	\$4,819.78	\$18.21	\$27.28	Cedillo Laura E G
438 020 71 19	CND	1	0.02	1.00	0.0182	\$497.56	\$9.07	0.02	0.24	0.0038	\$4,819.78	\$18.21	\$27.28	Vincent Family Trust 05-20-88
438 020 71 20	CND	1	0.02	1.00	0.0182	\$497.56	\$9.07	0.02	0.24	0.0038	\$4,819.78	\$18.21	\$27.28	Caballero James A&Evelyn D
438 020 71 21	CND	1	0.02	1.00	0.0182	\$497.56	\$9.07	0.02	0.24	0.0038	\$4,819.78	\$18.21	\$27.28	Davidson Nancy E Tr
438 020 71 22	CND	1	0.02	1.00	0.0182	\$497.56	\$9.07	0.02	0.24	0.0038	\$4,819.78	\$18.21	\$27.28	Alhambra Vidal&Amelia
438 020 71 23	CND	1	0.02	1.00	0.0182	\$497.56	\$9.07	0.02	0.24	0.0038	\$4,819.78	\$18.21	\$27.28	Delvaux Family Trust 11-21-06
438 020 71 24	CND	1	0.02	1.00	0.0182	\$497.56	\$9.07	0.02	0.24	0.0038	\$4,819.78	\$18.21	\$27.28	Mandel Calvin J&Lois A Revocable 2000 Trust 05-25
438 020 72 01	CND	1	0.02	1.00	0.0182	\$497.56	\$9.07	0.02	0.24	0.0038	\$4,819.78	\$18.21	\$27.28	Worthington Marydell Revocable 2004 Trust 03-23-04
438 020 72 02	CND	1	0.02	1.00	0.0182	\$497.56	\$9.07	0.02	0.24	0.0038	\$4,819.78	\$18.21	\$27.28	Sawan Anise S
438 020 72 03	CND	1	0.02	1.00	0.0182	\$497.56	\$9.07	0.02	0.24	0.0038	\$4,819.78	\$18.21	\$27.28	Briggeman James
438 020 72 04	CND	1	0.02	1.00	0.0182	\$497.56	\$9.07	0.02	0.24	0.0038	\$4,819.78	\$18.21	\$27.28	Marsh Graham A

EXHIBIT C - Assessment Roll (Fiscal Year 2016)
First San Diego River Improvement Project Maintenance Assessment District

Parcel Number	Land Use ⁽¹⁾	Zone Number	Community Aesthetics Enhancement					Flood Control/Safety					FY 2016 ⁽³⁾ Assessment	Owner Name
			Net Area (Acres)	Zone Factor	EBA ⁽²⁾	Unit Cost	Assessment	Benefit Area (Acres)	Composite Benefit Factor	EBA ⁽²⁾	Unit Cost	Assessment		
438 020 72 05	CND	1	0.02	1.00	0.0182	\$497.56	\$9.07	0.02	0.24	0.0038	\$4,819.78	\$18.21	\$27.28	Barrett Christopher T
438 020 72 06	CND	1	0.02	1.00	0.0182	\$497.56	\$9.07	0.02	0.24	0.0038	\$4,819.78	\$18.21	\$27.28	Miller Brian F
438 020 72 07	CND	1	0.02	1.00	0.0182	\$497.56	\$9.07	0.02	0.24	0.0038	\$4,819.78	\$18.21	\$27.28	Serna Steven J Jr
438 020 72 08	CND	1	0.02	1.00	0.0182	\$497.56	\$9.07	0.02	0.24	0.0038	\$4,819.78	\$18.21	\$27.28	Mognaz Mary A
438 020 72 09	CND	1	0.02	1.00	0.0182	\$497.56	\$9.07	0.02	0.24	0.0038	\$4,819.78	\$18.21	\$27.28	El Cubanito Living Trust 08-23-13
438 020 72 10	CND	1	0.02	1.00	0.0182	\$497.56	\$9.07	0.02	0.24	0.0038	\$4,819.78	\$18.21	\$27.28	Saldana Caridad Revocable Living Trust 08-25-06
438 020 72 11	CND	1	0.02	1.00	0.0182	\$497.56	\$9.07	0.02	0.24	0.0038	\$4,819.78	\$18.21	\$27.28	Brady Paul D&Vickie D
438 020 72 12	CND	1	0.02	1.00	0.0182	\$497.56	\$9.07	0.02	0.24	0.0038	\$4,819.78	\$18.21	\$27.28	Hong Youngin L
438 020 72 13	CND	1	0.02	1.00	0.0182	\$497.56	\$9.07	0.02	0.24	0.0038	\$4,819.78	\$18.21	\$27.28	Rashid Family Survivors Trust 01-14-83
438 020 72 14	CND	1	0.02	1.00	0.0182	\$497.56	\$9.07	0.02	0.24	0.0038	\$4,819.78	\$18.21	\$27.28	Solon Barbara I
438 020 72 15	CND	1	0.02	1.00	0.0182	\$497.56	\$9.07	0.02	0.24	0.0038	\$4,819.78	\$18.21	\$27.28	Lin Yu-Liang&Liang I-Fang
438 020 72 16	CND	1	0.02	1.00	0.0182	\$497.56	\$9.07	0.02	0.24	0.0038	\$4,819.78	\$18.21	\$27.28	Luistro Eileen
438 020 72 17	CND	1	0.02	1.00	0.0182	\$497.56	\$9.07	0.02	0.24	0.0038	\$4,819.78	\$18.21	\$27.28	Gevint Tessa
438 020 72 18	CND	1	0.02	1.00	0.0182	\$497.56	\$9.07	0.02	0.24	0.0038	\$4,819.78	\$18.21	\$27.28	Schneider Martin C
438 020 72 19	CND	1	0.02	1.00	0.0182	\$497.56	\$9.07	0.02	0.24	0.0038	\$4,819.78	\$18.21	\$27.28	Tang Kolin Trust 06-28-13
438 020 72 20	CND	1	0.02	1.00	0.0182	\$497.56	\$9.07	0.02	0.24	0.0038	\$4,819.78	\$18.21	\$27.28	Vonkessler Alfred Iv
438 020 72 21	CND	1	0.02	1.00	0.0182	\$497.56	\$9.07	0.02	0.24	0.0038	\$4,819.78	\$18.21	\$27.28	Rumsey Sharon L
438 020 72 22	CND	1	0.02	1.00	0.0182	\$497.56	\$9.07	0.02	0.24	0.0038	\$4,819.78	\$18.21	\$27.28	Kogan Family Trust 05-16-14
438 020 72 23	CND	1	0.02	1.00	0.0182	\$497.56	\$9.07	0.02	0.24	0.0038	\$4,819.78	\$18.21	\$27.28	Hermanson Sean G&Sandra M
438 020 72 24	CND	1	0.02	1.00	0.0182	\$497.56	\$9.07	0.02	0.24	0.0038	\$4,819.78	\$18.21	\$27.28	Konopka Zdzislawa
438 020 72 25	CND	1	0.02	1.00	0.0182	\$497.56	\$9.07	0.02	0.24	0.0038	\$4,819.78	\$18.21	\$27.28	Taylor-Walsh Family 2012 Trust 11-27-12
438 020 72 26	CND	1	0.02	1.00	0.0182	\$497.56	\$9.07	0.02	0.24	0.0038	\$4,819.78	\$18.21	\$27.28	Robinson Dan 2005 Trust 01-24-05
438 020 72 27	CND	1	0.02	1.00	0.0182	\$497.56	\$9.07	0.02	0.24	0.0038	\$4,819.78	\$18.21	\$27.28	Mendivil Rolando
438 020 73 01	CND	1	0.02	1.00	0.0182	\$497.56	\$9.07	0.02	0.24	0.0038	\$4,819.78	\$18.21	\$27.28	Peruffo Family Trust 11-15-04
438 020 73 02	CND	1	0.02	1.00	0.0182	\$497.56	\$9.07	0.02	0.24	0.0038	\$4,819.78	\$18.21	\$27.28	Bitterman Joseph&Pamela Revocable Trust 11-03-98
438 020 73 03	CND	1	0.02	1.00	0.0182	\$497.56	\$9.07	0.02	0.24	0.0038	\$4,819.78	\$18.21	\$27.28	Pollard Michael A Jr&Maria
438 020 73 04	CND	1	0.02	1.00	0.0182	\$497.56	\$9.07	0.02	0.24	0.0038	\$4,819.78	\$18.21	\$27.28	Price Jon
438 020 73 05	CND	1	0.02	1.00	0.0182	\$497.56	\$9.07	0.02	0.24	0.0038	\$4,819.78	\$18.21	\$27.28	Magett Marilyn
438 020 73 06	CND	1	0.02	1.00	0.0182	\$497.56	\$9.07	0.02	0.24	0.0038	\$4,819.78	\$18.21	\$27.28	Wells James R&Clare L
438 020 73 07	CND	1	0.02	1.00	0.0182	\$497.56	\$9.07	0.02	0.24	0.0038	\$4,819.78	\$18.21	\$27.28	Buckley David Trust 11-30-90
438 020 73 08	CND	1	0.02	1.00	0.0182	\$497.56	\$9.07	0.02	0.24	0.0038	\$4,819.78	\$18.21	\$27.28	Ogden Dan&Michelle
438 020 73 09	CND	1	0.02	1.00	0.0182	\$497.56	\$9.07	0.02	0.24	0.0038	\$4,819.78	\$18.21	\$27.28	Upland Deborah E
438 020 73 10	CND	1	0.02	1.00	0.0182	\$497.56	\$9.07	0.02	0.24	0.0038	\$4,819.78	\$18.21	\$27.28	Maley Michael A
438 020 73 11	CND	1	0.02	1.00	0.0182	\$497.56	\$9.07	0.02	0.24	0.0038	\$4,819.78	\$18.21	\$27.28	Jones Paul J&Paulitte P
438 020 73 12	CND	1	0.02	1.00	0.0182	\$497.56	\$9.07	0.02	0.24	0.0038	\$4,819.78	\$18.21	\$27.28	Inowe Ernesto J
438 020 73 13	CND	1	0.02	1.00	0.0182	\$497.56	\$9.07	0.02	0.24	0.0038	\$4,819.78	\$18.21	\$27.28	Andersen Donald A
438 020 73 14	CND	1	0.02	1.00	0.0182	\$497.56	\$9.07	0.02	0.24	0.0038	\$4,819.78	\$18.21	\$27.28	Alwaque Ivette D
438 020 73 15	CND	1	0.02	1.00	0.0182	\$497.56	\$9.07	0.02	0.24	0.0038	\$4,819.78	\$18.21	\$27.28	Smith Erick
438 020 73 16	CND	1	0.02	1.00	0.0182	\$497.56	\$9.07	0.02	0.24	0.0038	\$4,819.78	\$18.21	\$27.28	Keshif Properties L L C
438 020 73 17	CND	1	0.02	1.00	0.0182	\$497.56	\$9.07	0.02	0.24	0.0038	\$4,819.78	\$18.21	\$27.28	Lancaster Barbara A Trust 09-06-11
438 020 73 18	CND	1	0.02	1.00	0.0182	\$497.56	\$9.07	0.02	0.24	0.0038	\$4,819.78	\$18.21	\$27.28	Nye Kerry L&Barbara L O
438 020 73 19	CND	1	0.02	1.00	0.0182	\$497.56	\$9.07	0.02	0.24	0.0038	\$4,819.78	\$18.21	\$27.28	Melvin George
438 020 73 20	CND	1	0.02	1.00	0.0182	\$497.56	\$9.07	0.02	0.24	0.0038	\$4,819.78	\$18.21	\$27.28	Goldsand Robert G&Martin-Goldsand Barbara A
438 020 73 21	CND	1	0.02	1.00	0.0182	\$497.56	\$9.07	0.02	0.24	0.0038	\$4,819.78	\$18.21	\$27.28	Chang Jessica J
438 020 73 22	CND	1	0.02	1.00	0.0182	\$497.56	\$9.07	0.02	0.24	0.0038	\$4,819.78	\$18.21	\$27.28	Chen Hong&Qu Xingping
438 020 73 23	CND	1	0.02	1.00	0.0182	\$497.56	\$9.07	0.02	0.24	0.0038	\$4,819.78	\$18.21	\$27.28	Puente Alfonso Manuel C P&Gonzalez Adriana D

EXHIBIT C - Assessment Roll (Fiscal Year 2016)
First San Diego River Improvement Project Maintenance Assessment District

Parcel Number	Land Use ⁽¹⁾	Zone Number	Community Aesthetics Enhancement					Flood Control/Safety					FY 2016 ⁽³⁾ Assessment	Owner Name
			Net Area (Acres)	Zone Factor	EBA ⁽²⁾	Unit Cost	Assessment	Benefit Area (Acres)	Composite Benefit Factor	EBA ⁽²⁾	Unit Cost	Assessment		
438 020 73 24	CND	1	0.02	1.00	0.0182	\$497.56	\$9.07	0.02	0.24	0.0038	\$4,819.78	\$18.21	\$27.28	Bennett Preston B
438 020 74 00	COM	2	2.90	0.50	1.4500	\$497.56	\$721.46	0.00	0.00	0.0000	\$4,819.78	\$0.00	\$721.46	Townsend Robert E&Marilyn J Trs
438 020 75 00	COM	2	2.23	0.50	1.1150	\$497.56	\$554.78	0.00	0.00	0.0000	\$4,819.78	\$0.00	\$554.78	Townsend Robert E&Marilyn J Trs
438 021 13 00	COM	2	1.86	0.50	0.9300	\$497.56	\$462.73	1.51	0.06	0.0959	\$4,819.78	\$462.32	\$925.04	7510 Hazard L L C
438 021 14 00	COM	2	0.69	0.50	0.3450	\$497.56	\$171.66	0.00	0.00	0.0000	\$4,819.78	\$0.00	\$171.66	7510 Hazard L L C
438 021 15 00	COM	2	6.10	0.50	3.0500	\$497.56	\$1,517.56	4.33	0.06	0.2750	\$4,819.78	\$1,325.43	\$2,842.98	R E Hazard Contracting Co
438 021 17 00	COM	2	3.69	0.50	1.8450	\$497.56	\$918.00	2.56	0.06	0.1625	\$4,819.78	\$783.43	\$1,701.42	Red Lion Hotels Inc <Lf> R L H Partnership Lp
438 021 20 00	COM	2	11.89	0.50	5.9450	\$497.56	\$2,957.99	5.13	0.06	0.3255	\$4,819.78	\$1,568.83	\$4,526.82	7510 Hazard L L C
438 021 21 01	CND	1	0.09	1.00	0.0881	\$497.56	\$43.81	0.05	0.06	0.0035	\$4,819.78	\$16.74	\$60.54	Pennington Marilyn J
438 021 21 02	CND	1	0.09	1.00	0.0881	\$497.56	\$43.81	0.05	0.06	0.0035	\$4,819.78	\$16.74	\$60.54	Patel Krishna I
438 021 21 03	CND	1	0.09	1.00	0.0881	\$497.56	\$43.81	0.05	0.06	0.0035	\$4,819.78	\$16.74	\$60.54	Victoria Laurie A Trust 11-11-05
438 021 21 04	CND	1	0.09	1.00	0.0881	\$497.56	\$43.81	0.05	0.06	0.0035	\$4,819.78	\$16.74	\$60.54	Strei Alanna
438 021 21 05	CND	1	0.09	1.00	0.0881	\$497.56	\$43.81	0.05	0.06	0.0035	\$4,819.78	\$16.74	\$60.54	Day Margaret A Trust 06-14-07
438 021 21 06	CND	1	0.09	1.00	0.0881	\$497.56	\$43.81	0.05	0.06	0.0035	\$4,819.78	\$16.74	\$60.54	Lorme Raymon G Jr&Geraldine R
438 021 21 07	CND	1	0.09	1.00	0.0881	\$497.56	\$43.81	0.05	0.06	0.0035	\$4,819.78	\$16.74	\$60.54	Rael Mark
438 021 21 08	CND	1	0.09	1.00	0.0881	\$497.56	\$43.81	0.05	0.06	0.0035	\$4,819.78	\$16.74	\$60.54	Maloof George J Jr&Lorena
438 021 21 09	CND	1	0.09	1.00	0.0881	\$497.56	\$43.81	0.05	0.06	0.0035	\$4,819.78	\$16.74	\$60.54	Macalpin Martha L
438 021 21 10	CND	1	0.09	1.00	0.0881	\$497.56	\$43.81	0.05	0.06	0.0035	\$4,819.78	\$16.74	\$60.54	Shuey Virginia L Revocable Living Trust 04-30-13
438 021 21 11	CND	1	0.09	1.00	0.0881	\$497.56	\$43.81	0.05	0.06	0.0035	\$4,819.78	\$16.74	\$60.54	Barraza Beatriz E Trust 09-30-04
438 021 21 12	CND	1	0.09	1.00	0.0881	\$497.56	\$43.81	0.05	0.06	0.0035	\$4,819.78	\$16.74	\$60.54	Plavsich Radomir&Jelena
438 021 21 13	CND	1	0.09	1.00	0.0881	\$497.56	\$43.81	0.05	0.06	0.0035	\$4,819.78	\$16.74	\$60.54	Fox Jeanette
438 021 21 14	CND	1	0.09	1.00	0.0881	\$497.56	\$43.81	0.05	0.06	0.0035	\$4,819.78	\$16.74	\$60.54	Podschn Cedric&Alison
438 021 21 15	CND	1	0.09	1.00	0.0881	\$497.56	\$43.81	0.05	0.06	0.0035	\$4,819.78	\$16.74	\$60.54	Golden Thomas J
438 021 23 01	CND	1	0.09	1.00	0.0881	\$497.56	\$43.81	0.05	0.06	0.0035	\$4,819.78	\$16.74	\$60.54	Deelias Maria Elena
438 021 23 02	CND	1	0.09	1.00	0.0881	\$497.56	\$43.81	0.05	0.06	0.0035	\$4,819.78	\$16.74	\$60.54	Batch Dianne C
438 021 23 03	CND	1	0.09	1.00	0.0881	\$497.56	\$43.81	0.05	0.06	0.0035	\$4,819.78	\$16.74	\$60.54	Barrios Family Trust 06-28-07
438 021 23 04	CND	1	0.09	1.00	0.0881	\$497.56	\$43.81	0.05	0.06	0.0035	\$4,819.78	\$16.74	\$60.54	Beat Jayne Separate Property Trust 08-19-13
438 021 23 05	CND	1	0.09	1.00	0.0881	\$497.56	\$43.81	0.05	0.06	0.0035	\$4,819.78	\$16.74	\$60.54	Honig Family Trust 10-14-99
438 021 23 06	CND	1	0.09	1.00	0.0881	\$497.56	\$43.81	0.05	0.06	0.0035	\$4,819.78	\$16.74	\$60.54	Grier Edward G Jr&Betty L
438 021 23 07	CND	1	0.09	1.00	0.0881	\$497.56	\$43.81	0.05	0.06	0.0035	\$4,819.78	\$16.74	\$60.54	Davis Kristine
438 021 23 08	CND	1	0.09	1.00	0.0881	\$497.56	\$43.81	0.05	0.06	0.0035	\$4,819.78	\$16.74	\$60.54	Watte Cherie C
438 021 23 09	CND	1	0.09	1.00	0.0881	\$497.56	\$43.81	0.05	0.06	0.0035	\$4,819.78	\$16.74	\$60.54	Daleo Charles A 1998 Trust 10-07-98
438 021 23 10	CND	1	0.09	1.00	0.0881	\$497.56	\$43.81	0.05	0.06	0.0035	\$4,819.78	\$16.74	\$60.54	Bess Joshua
438 021 23 11	CND	1	0.09	1.00	0.0881	\$497.56	\$43.81	0.05	0.06	0.0035	\$4,819.78	\$16.74	\$60.54	Fong Michael J&Herminia
438 021 23 12	CND	1	0.09	1.00	0.0881	\$497.56	\$43.81	0.05	0.06	0.0035	\$4,819.78	\$16.74	\$60.54	Burns Scott
438 021 23 13	CND	1	0.09	1.00	0.0881	\$497.56	\$43.81	0.05	0.06	0.0035	\$4,819.78	\$16.74	\$60.54	Torbert Whitfield A Iii
438 021 23 14	CND	1	0.09	1.00	0.0881	\$497.56	\$43.81	0.05	0.06	0.0035	\$4,819.78	\$16.74	\$60.54	Demore Timothy A&Debra L
438 021 23 15	CND	1	0.09	1.00	0.0881	\$497.56	\$43.81	0.05	0.06	0.0035	\$4,819.78	\$16.74	\$60.54	Armstrong David S Trust 04-17-12
438 021 23 16	CND	1	0.09	1.00	0.0881	\$497.56	\$43.81	0.05	0.06	0.0035	\$4,819.78	\$16.74	\$60.54	Obiesie Nndidiama&Chukwuma
438 021 23 17	CND	1	0.09	1.00	0.0881	\$497.56	\$43.81	0.05	0.06	0.0035	\$4,819.78	\$16.74	\$60.54	Quon Perry C&Sonia
438 021 23 18	CND	1	0.09	1.00	0.0881	\$497.56	\$43.81	0.05	0.06	0.0035	\$4,819.78	\$16.74	\$60.54	Borbon Luis A
438 021 23 19	CND	1	0.09	1.00	0.0881	\$497.56	\$43.81	0.05	0.06	0.0035	\$4,819.78	\$16.74	\$60.54	Mandley Rashiek
438 021 23 20	CND	1	0.09	1.00	0.0881	\$497.56	\$43.81	0.05	0.06	0.0035	\$4,819.78	\$16.74	\$60.54	Rogers Mary
438 021 23 21	CND	1	0.09	1.00	0.0881	\$497.56	\$43.81	0.05	0.06	0.0035	\$4,819.78	\$16.74	\$60.54	Chen Han Sheng&Fu-Gin
438 021 25 01	CND	1	0.09	1.00	0.0881	\$497.56	\$43.81	0.05	0.06	0.0035	\$4,819.78	\$16.74	\$60.54	Trim Debra L
438 021 25 02	CND	1	0.09	1.00	0.0881	\$497.56	\$43.81	0.05	0.06	0.0035	\$4,819.78	\$16.74	\$60.54	Rodgers Family Trust 06-12-07

EXHIBIT C - Assessment Roll (Fiscal Year 2016)
First San Diego River Improvement Project Maintenance Assessment District

Parcel Number	Land Use ⁽¹⁾	Zone Number	Community Aesthetics Enhancement					Flood Control/Safety					FY 2016 ⁽³⁾ Assessment	Owner Name
			Net Area (Acres)	Zone Factor	EBA ⁽²⁾	Unit Cost	Assessment	Benefit Area (Acres)	Composite Benefit Factor	EBA ⁽²⁾	Unit Cost	Assessment		
438 021 25 03	CND	1	0.09	1.00	0.0881	\$497.56	\$43.81	0.05	0.06	0.0035	\$4,819.78	\$16.74	\$60.54	Quint Colin K&Brown Debra L
438 021 25 04	CND	1	0.09	1.00	0.0881	\$497.56	\$43.81	0.05	0.06	0.0035	\$4,819.78	\$16.74	\$60.54	Cardenas Jose R&Lopez Maria A
438 021 25 05	CND	1	0.09	1.00	0.0881	\$497.56	\$43.81	0.05	0.06	0.0035	\$4,819.78	\$16.74	\$60.54	Cardenas Jose R
438 021 25 06	CND	1	0.09	1.00	0.0881	\$497.56	\$43.81	0.05	0.06	0.0035	\$4,819.78	\$16.74	\$60.54	Evans Laura H
438 021 25 07	CND	1	0.09	1.00	0.0881	\$497.56	\$43.81	0.05	0.06	0.0035	\$4,819.78	\$16.74	\$60.54	Rigas Jerry&Harula
438 021 25 08	CND	1	0.09	1.00	0.0881	\$497.56	\$43.81	0.05	0.06	0.0035	\$4,819.78	\$16.74	\$60.54	Gilleran Maggie Trust 06-11-97
438 021 25 09	CND	1	0.09	1.00	0.0881	\$497.56	\$43.81	0.05	0.06	0.0035	\$4,819.78	\$16.74	\$60.54	Levine Robert M Trust 10-30-13
438 021 25 10	CND	1	0.09	1.00	0.0881	\$497.56	\$43.81	0.05	0.06	0.0035	\$4,819.78	\$16.74	\$60.54	Mach Revocable Trust 09-26-13
438 021 25 11	CND	1	0.09	1.00	0.0881	\$497.56	\$43.81	0.05	0.06	0.0035	\$4,819.78	\$16.74	\$60.54	Sudduth Family Trust 08-07-89
438 021 25 12	CND	1	0.09	1.00	0.0881	\$497.56	\$43.81	0.05	0.06	0.0035	\$4,819.78	\$16.74	\$60.54	Dong Jean W
438 021 25 13	CND	1	0.09	1.00	0.0881	\$497.56	\$43.81	0.05	0.06	0.0035	\$4,819.78	\$16.74	\$60.54	Luedtke Jessica L
438 021 25 14	CND	1	0.09	1.00	0.0881	\$497.56	\$43.81	0.05	0.06	0.0035	\$4,819.78	\$16.74	\$60.54	Cowan Guy M&Felke Kathleen A Revocable Living T
438 021 25 15	CND	1	0.09	1.00	0.0881	\$497.56	\$43.81	0.05	0.06	0.0035	\$4,819.78	\$16.74	\$60.54	White Family Trust 09-21-01
438 021 25 16	CND	1	0.09	1.00	0.0881	\$497.56	\$43.81	0.05	0.06	0.0035	\$4,819.78	\$16.74	\$60.54	Smith Tony K
438 021 25 17	CND	1	0.09	1.00	0.0881	\$497.56	\$43.81	0.05	0.06	0.0035	\$4,819.78	\$16.74	\$60.54	Locurto Steven&Barbara
438 021 25 18	CND	1	0.09	1.00	0.0881	\$497.56	\$43.81	0.05	0.06	0.0035	\$4,819.78	\$16.74	\$60.54	Rudick Stuart M&Donna C Survivors Revocable Trus
438 021 25 19	CND	1	0.09	1.00	0.0881	\$497.56	\$43.81	0.05	0.06	0.0035	\$4,819.78	\$16.74	\$60.54	Stevenson Charles A&Susan M Family Trust 05-05-9
438 021 25 20	CND	1	0.09	1.00	0.0881	\$497.56	\$43.81	0.05	0.06	0.0035	\$4,819.78	\$16.74	\$60.54	Yesaie Talin
438 021 25 21	CND	1	0.09	1.00	0.0881	\$497.56	\$43.81	0.05	0.06	0.0035	\$4,819.78	\$16.74	\$60.54	Batterson Timothy J
438 021 27 01	CND	1	0.09	1.00	0.0881	\$497.56	\$43.81	0.05	0.06	0.0035	\$4,819.78	\$16.74	\$60.54	Soto Alexander I
438 021 27 02	CND	1	0.09	1.00	0.0881	\$497.56	\$43.81	0.05	0.06	0.0035	\$4,819.78	\$16.74	\$60.54	Villa Properties
438 021 27 03	CND	1	0.09	1.00	0.0881	\$497.56	\$43.81	0.05	0.06	0.0035	\$4,819.78	\$16.74	\$60.54	Loomis Edwin&Linda Living Trust 04-01-04
438 021 27 04	CND	1	0.09	1.00	0.0881	\$497.56	\$43.81	0.05	0.06	0.0035	\$4,819.78	\$16.74	\$60.54	Babb Phillip R
438 021 27 05	CND	1	0.09	1.00	0.0881	\$497.56	\$43.81	0.05	0.06	0.0035	\$4,819.78	\$16.74	\$60.54	Mena Patricia
438 021 27 06	CND	1	0.09	1.00	0.0881	\$497.56	\$43.81	0.05	0.06	0.0035	\$4,819.78	\$16.74	\$60.54	Revilla Luisa F C
438 021 27 07	CND	1	0.09	1.00	0.0881	\$497.56	\$43.81	0.05	0.06	0.0035	\$4,819.78	\$16.74	\$60.54	Caines Colin
438 021 27 08	CND	1	0.09	1.00	0.0881	\$497.56	\$43.81	0.05	0.06	0.0035	\$4,819.78	\$16.74	\$60.54	Kone James J Jr
438 021 27 09	CND	1	0.09	1.00	0.0881	\$497.56	\$43.81	0.05	0.06	0.0035	\$4,819.78	\$16.74	\$60.54	Evans Regina V
438 021 27 10	CND	1	0.09	1.00	0.0881	\$497.56	\$43.81	0.05	0.06	0.0035	\$4,819.78	\$16.74	\$60.54	Lecaill Tuarii
438 021 27 11	CND	1	0.09	1.00	0.0881	\$497.56	\$43.81	0.05	0.06	0.0035	\$4,819.78	\$16.74	\$60.54	List Donald G Trust 09-18-98
438 021 27 12	CND	1	0.09	1.00	0.0881	\$497.56	\$43.81	0.05	0.06	0.0035	\$4,819.78	\$16.74	\$60.54	Smith Tony K
438 021 27 13	CND	1	0.09	1.00	0.0881	\$497.56	\$43.81	0.05	0.06	0.0035	\$4,819.78	\$16.74	\$60.54	Zendejas Dan R&Maria D L L
438 021 27 14	CND	1	0.09	1.00	0.0881	\$497.56	\$43.81	0.05	0.06	0.0035	\$4,819.78	\$16.74	\$60.54	Handelsman Family Trust 10-17-12
438 021 27 15	CND	1	0.09	1.00	0.0881	\$497.56	\$43.81	0.05	0.06	0.0035	\$4,819.78	\$16.74	\$60.54	Shah Pradeep K&Jyoti P
438 021 28 01	CND	1	0.09	1.00	0.0881	\$497.56	\$43.81	0.05	0.06	0.0035	\$4,819.78	\$16.74	\$60.54	Dammeyer Revocable Trust 06-18-98
438 021 28 02	CND	1	0.09	1.00	0.0881	\$497.56	\$43.81	0.05	0.06	0.0035	\$4,819.78	\$16.74	\$60.54	Ashurst Richard J&Karin L
438 021 28 03	CND	1	0.09	1.00	0.0881	\$497.56	\$43.81	0.05	0.06	0.0035	\$4,819.78	\$16.74	\$60.54	Mellon Michael R&Ellen A
438 021 28 04	CND	1	0.09	1.00	0.0881	\$497.56	\$43.81	0.05	0.06	0.0035	\$4,819.78	\$16.74	\$60.54	Voss Michael
438 021 28 05	CND	1	0.09	1.00	0.0881	\$497.56	\$43.81	0.05	0.06	0.0035	\$4,819.78	\$16.74	\$60.54	Jones Kelly C Jr&Valdez Cynthia P
438 021 28 06	CND	1	0.09	1.00	0.0881	\$497.56	\$43.81	0.05	0.06	0.0035	\$4,819.78	\$16.74	\$60.54	Lampert Family Trust 03-30-94
438 021 28 07	CND	1	0.09	1.00	0.0881	\$497.56	\$43.81	0.05	0.06	0.0035	\$4,819.78	\$16.74	\$60.54	Curtiss Enterprises L L C
438 021 28 08	CND	1	0.09	1.00	0.0881	\$497.56	\$43.81	0.05	0.06	0.0035	\$4,819.78	\$16.74	\$60.54	Silva Theodore&Hohlweg Gabriela
438 021 28 09	CND	1	0.09	1.00	0.0881	\$497.56	\$43.81	0.05	0.06	0.0035	\$4,819.78	\$16.74	\$60.54	Masumoto Jodi N
438 021 28 10	CND	1	0.09	1.00	0.0881	\$497.56	\$43.81	0.05	0.06	0.0035	\$4,819.78	\$16.74	\$60.54	Andrews Graham P&Carol A
438 021 28 11	CND	1	0.09	1.00	0.0881	\$497.56	\$43.81	0.05	0.06	0.0035	\$4,819.78	\$16.74	\$60.54	Bell Family Trust 03-07-98
438 021 28 12	CND	1	0.09	1.00	0.0881	\$497.56	\$43.81	0.05	0.06	0.0035	\$4,819.78	\$16.74	\$60.54	Quasarano Richard P&Susan J

EXHIBIT C - Assessment Roll (Fiscal Year 2016)
First San Diego River Improvement Project Maintenance Assessment District

Parcel Number	Land Use ⁽¹⁾	Zone Number	Community Aesthetics Enhancement					Flood Control/Safety					FY 2016 ⁽³⁾ Assessment	Owner Name
			Net Area (Acres)	Zone Factor	EBA ⁽²⁾	Unit Cost	Assessment	Benefit Area (Acres)	Composite Benefit Factor	EBA ⁽²⁾	Unit Cost	Assessment		
438 021 28 13	CND	1	0.09	1.00	0.0881	\$497.56	\$43.81	0.05	0.06	0.0035	\$4,819.78	\$16.74	\$60.54	Thompson Ann K
438 021 28 14	CND	1	0.09	1.00	0.0881	\$497.56	\$43.81	0.05	0.06	0.0035	\$4,819.78	\$16.74	\$60.54	Klein Richard T
438 021 28 15	CND	1	0.09	1.00	0.0881	\$497.56	\$43.81	0.05	0.06	0.0035	\$4,819.78	\$16.74	\$60.54	Su Yu-Lan&Kwun Hsiung
438 021 28 16	CND	1	0.09	1.00	0.0881	\$497.56	\$43.81	0.05	0.06	0.0035	\$4,819.78	\$16.74	\$60.54	Christoffersen Richard 2008 Trust 06-23-08
438 021 28 17	CND	1	0.09	1.00	0.0881	\$497.56	\$43.81	0.05	0.06	0.0035	\$4,819.78	\$16.74	\$60.54	Paraskeva Dean P
438 021 28 18	CND	1	0.09	1.00	0.0881	\$497.56	\$43.81	0.05	0.06	0.0035	\$4,819.78	\$16.74	\$60.54	Smith Family Trust 06-13-06
438 021 28 19	CND	1	0.09	1.00	0.0881	\$497.56	\$43.81	0.05	0.06	0.0035	\$4,819.78	\$16.74	\$60.54	Broyles Robert A&Prlch Michele
438 021 28 20	CND	1	0.09	1.00	0.0881	\$497.56	\$43.81	0.05	0.06	0.0035	\$4,819.78	\$16.74	\$60.54	Goldbaum Ricardo E A&Arjona Maria E L D
438 021 28 21	CND	1	0.09	1.00	0.0881	\$497.56	\$43.81	0.05	0.06	0.0035	\$4,819.78	\$16.74	\$60.54	Greene Lorri E
438 021 29 01	CND	1	0.09	1.00	0.0881	\$497.56	\$43.81	0.05	0.06	0.0035	\$4,819.78	\$16.74	\$60.54	Harmon Larry&Peggy L
438 021 29 02	CND	1	0.09	1.00	0.0881	\$497.56	\$43.81	0.05	0.06	0.0035	\$4,819.78	\$16.74	\$60.54	Hohlweg Gabriela
438 021 29 03	CND	1	0.09	1.00	0.0881	\$497.56	\$43.81	0.05	0.06	0.0035	\$4,819.78	\$16.74	\$60.54	Ballantyne James&Terumi
438 021 31 01	CND	1	0.09	1.00	0.0881	\$497.56	\$43.81	0.05	0.06	0.0035	\$4,819.78	\$16.74	\$60.54	Moch Adrienne Trust 11-07-05
438 021 31 02	CND	1	0.09	1.00	0.0881	\$497.56	\$43.81	0.05	0.06	0.0035	\$4,819.78	\$16.74	\$60.54	Turgen Adele M Trust 01-18-94
438 021 31 03	CND	1	0.09	1.00	0.0881	\$497.56	\$43.81	0.05	0.06	0.0035	\$4,819.78	\$16.74	\$60.54	Tiangco Family Trust 03-14-95
438 021 31 04	CND	1	0.09	1.00	0.0881	\$497.56	\$43.81	0.05	0.06	0.0035	\$4,819.78	\$16.74	\$60.54	Fahnestock Lori
438 021 31 05	CND	1	0.09	1.00	0.0881	\$497.56	\$43.81	0.05	0.06	0.0035	\$4,819.78	\$16.74	\$60.54	Brodie Beverly L
438 021 31 06	CND	1	0.09	1.00	0.0881	\$497.56	\$43.81	0.05	0.06	0.0035	\$4,819.78	\$16.74	\$60.54	Flaming Family Trust
438 021 31 07	CND	1	0.09	1.00	0.0881	\$497.56	\$43.81	0.05	0.06	0.0035	\$4,819.78	\$16.74	\$60.54	Diaz Jose F&Lee Ju-Young
438 021 31 08	CND	1	0.09	1.00	0.0881	\$497.56	\$43.81	0.05	0.06	0.0035	\$4,819.78	\$16.74	\$60.54	Sullivan Family Trust 08-24-96
438 021 31 09	CND	1	0.09	1.00	0.0881	\$497.56	\$43.81	0.05	0.06	0.0035	\$4,819.78	\$16.74	\$60.54	Espiritu Joseph P
438 021 31 10	CND	1	0.09	1.00	0.0881	\$497.56	\$43.81	0.05	0.06	0.0035	\$4,819.78	\$16.74	\$60.54	Roman Meredith
438 021 31 11	CND	1	0.09	1.00	0.0881	\$497.56	\$43.81	0.05	0.06	0.0035	\$4,819.78	\$16.74	\$60.54	Plourd Jeffrey R&Delu D Trs
438 021 31 12	CND	1	0.09	1.00	0.0881	\$497.56	\$43.81	0.05	0.06	0.0035	\$4,819.78	\$16.74	\$60.54	Watanabe Alberto&Perez Paulina
438 021 31 13	CND	1	0.09	1.00	0.0881	\$497.56	\$43.81	0.05	0.06	0.0035	\$4,819.78	\$16.74	\$60.54	Turgen Adele M Trust 01-18-94
438 021 31 14	CND	1	0.09	1.00	0.0881	\$497.56	\$43.81	0.05	0.06	0.0035	\$4,819.78	\$16.74	\$60.54	Warfield John T&Calista M Revocable Trust 07-25-10
438 021 31 15	CND	1	0.09	1.00	0.0881	\$497.56	\$43.81	0.05	0.06	0.0035	\$4,819.78	\$16.74	\$60.54	Warfield John M&Tamara S Revocable Trust 10-19-0
438 021 31 16	CND	1	0.09	1.00	0.0881	\$497.56	\$43.81	0.05	0.06	0.0035	\$4,819.78	\$16.74	\$60.54	Mongan Ralph C
438 021 31 17	CND	1	0.09	1.00	0.0881	\$497.56	\$43.81	0.05	0.06	0.0035	\$4,819.78	\$16.74	\$60.54	Mena Lisa G
438 021 31 18	CND	1	0.09	1.00	0.0881	\$497.56	\$43.81	0.05	0.06	0.0035	\$4,819.78	\$16.74	\$60.54	Warfield Richard E&Cristin Revocable Trust 12-11-06
438 021 32 01	CND	1	0.09	1.00	0.0881	\$497.56	\$43.81	0.05	0.06	0.0035	\$4,819.78	\$16.74	\$60.54	Larkin Family Trust 10-10-00
438 021 32 02	CND	1	0.09	1.00	0.0881	\$497.56	\$43.81	0.05	0.06	0.0035	\$4,819.78	\$16.74	\$60.54	Tutino Joe A
438 021 32 03	CND	1	0.09	1.00	0.0881	\$497.56	\$43.81	0.05	0.06	0.0035	\$4,819.78	\$16.74	\$60.54	Tench-Hamilton Living Trust 04-16-06
438 021 32 04	CND	1	0.09	1.00	0.0881	\$497.56	\$43.81	0.05	0.06	0.0035	\$4,819.78	\$16.74	\$60.54	Lopez Family Trust 12-21-04
438 021 32 05	CND	1	0.09	1.00	0.0881	\$497.56	\$43.81	0.05	0.06	0.0035	\$4,819.78	\$16.74	\$60.54	Flanders Michael W&Maria C
438 021 32 06	CND	1	0.09	1.00	0.0881	\$497.56	\$43.81	0.05	0.06	0.0035	\$4,819.78	\$16.74	\$60.54	Claverie William&Susan
438 030 06 00	COM	2	3.58	0.50	1.7900	\$497.56	\$890.63	0.77	0.06	0.0490	\$4,819.78	\$236.05	\$1,126.68	Mission Valley Shoppingtown L L C <L> Macy'S Cali
438 030 33 00	COM	1	1.38	1.00	1.3800	\$497.56	\$686.63	0.07	0.28	0.0195	\$4,819.78	\$94.21	\$780.84	Jpmorgan Chase Bank
438 030 34 00	COM	1	2.35	1.00	2.3500	\$497.56	\$1,169.27	0.03	0.29	0.0100	\$4,819.78	\$48.40	\$1,217.66	Mann Enterprises Inc
438 030 44 00	UND	1	0.42	1.00	0.0000	\$497.56	\$0.00	0.00	0.00	0.0000	\$4,819.78	\$0.00	\$0.00	S D River Corp
438 030 45 00	UND	1	0.42	1.00	0.0000	\$497.56	\$0.00	0.04	0.00	0.0000	\$4,819.78	\$0.00	\$0.00	S D River Corp
438 030 46 00	UND	1	0.66	1.00	0.0000	\$497.56	\$0.00	0.01	0.00	0.0000	\$4,819.78	\$0.00	\$0.00	S D River Corp
438 030 47 00	UND	1	15.37	1.00	0.0000	\$497.56	\$0.00	0.24	0.00	0.0000	\$4,819.78	\$0.00	\$0.00	S D River Corp
438 030 48 00	STR	1	3.15	1.00	0.0000	\$497.56	\$0.00	2.53	0.00	0.0000	\$4,819.78	\$0.00	\$0.00	Metropolitan Transit Development Board
438 030 49 00	STR	1	0.10	1.00	0.0000	\$497.56	\$0.00	0.11	0.00	0.0000	\$4,819.78	\$0.00	\$0.00	San Diego Metropolitan Transit Development Board
438 030 50 00	COM	2	9.29	0.50	4.6450	\$497.56	\$2,311.17	4.43	0.06	0.2813	\$4,819.78	\$1,355.74	\$3,666.90	Macys Primary Real Est Inc

EXHIBIT C - Assessment Roll (Fiscal Year 2016)
First San Diego River Improvement Project Maintenance Assessment District

Parcel Number	Land Use ⁽¹⁾	Zone Number	Community Aesthetics Enhancement					Flood Control/Safety					FY 2016 ⁽³⁾ Assessment	Owner Name
			Net Area (Acres)	Zone Factor	EBA ⁽²⁾	Unit Cost	Assessment	Benefit Area (Acres)	Composite Benefit Factor	EBA ⁽²⁾	Unit Cost	Assessment		
438 030 51 00	COM	2	0.26	0.50	0.1300	\$497.56	\$64.68	0.26	0.06	0.0165	\$4,819.78	\$79.56	\$144.24	Mission Valley Shoppingtown L L C
438 030 52 00	COM	1	18.14	1.00	18.1400	\$497.56	\$9,025.74	19.87	0.30	5.8753	\$4,819.78	\$28,317.60	\$37,343.34	Pitv L P
438 030 53 00	UND	1	0.01	1.00	0.0000	\$497.56	\$0.00	0.00	0.00	0.0000	\$4,819.78	\$0.00	\$0.00	P I T V L P
438 030 54 00	COM	2	45.23	0.50	22.6150	\$497.56	\$11,252.32	33.30	0.06	2.1143	\$4,819.78	\$10,190.44	\$21,442.76	Mission Valley Shoppingtown L L C
438 030 55 00	COM	2	2.27	0.50	1.1350	\$497.56	\$564.73	0.25	0.06	0.0158	\$4,819.78	\$76.03	\$640.76	Mission Valley Shoppingtown L L C
438 120 11 00	COM	2	0.47	0.50	0.2350	\$497.56	\$116.93	0.05	0.06	0.0030	\$4,819.78	\$14.39	\$131.32	Mission Valley Petroleum Inc
438 120 22 00	COM	2	0.86	0.50	0.4300	\$497.56	\$213.95	0.81	0.06	0.0515	\$4,819.78	\$248.22	\$462.16	In-N-Out Burgers <Lf> M V R Llc
438 120 24 00	COM	2	3.16	0.50	1.5800	\$497.56	\$786.14	2.98	0.06	0.1892	\$4,819.78	\$912.08	\$1,698.22	Fund VIII Plaza 2020 Llc
438 120 25 00	COM	2	1.76	0.50	0.8800	\$497.56	\$437.85	1.66	0.06	0.1054	\$4,819.78	\$507.99	\$945.84	S D Retail Llc
438 120 26 00	COM	2	1.21	0.50	0.6045	\$497.56	\$300.78	1.14	0.06	0.0724	\$4,819.78	\$348.96	\$649.74	M V R Llc
438 120 27 00	UTL	2	0.00	0.50	0.0005	\$497.56	\$0.25	0.00	0.06	0.0001	\$4,819.78	\$0.29	\$0.54	Pacific Bell Wireless <Lf> M V R Llc
438 170 01 00	COM	2	1.20	0.50	0.6000	\$497.56	\$298.54	0.00	0.00	0.0000	\$4,819.78	\$0.00	\$298.54	Kelkat L L C
438 170 14 01	CND	2	0.01	0.50	0.0040	\$497.56	\$1.99	0.00	0.00	0.0000	\$4,819.78	\$0.00	\$1.98	El-Tawy Dalia M
438 170 14 02	CND	2	0.01	0.50	0.0040	\$497.56	\$1.99	0.00	0.00	0.0000	\$4,819.78	\$0.00	\$1.98	Bell Molly
438 170 14 03	CND	2	0.01	0.50	0.0040	\$497.56	\$1.99	0.00	0.00	0.0000	\$4,819.78	\$0.00	\$1.98	Missoumi Kareem
438 170 14 04	CND	2	0.01	0.50	0.0040	\$497.56	\$1.99	0.00	0.00	0.0000	\$4,819.78	\$0.00	\$1.98	Palmer Nicole E
438 170 14 05	CND	2	0.01	0.50	0.0040	\$497.56	\$1.99	0.00	0.00	0.0000	\$4,819.78	\$0.00	\$1.98	Pak Hyun Suk
438 170 14 06	CND	2	0.01	0.50	0.0040	\$497.56	\$1.99	0.00	0.00	0.0000	\$4,819.78	\$0.00	\$1.98	Flowers Kent V
438 170 14 07	CND	2	0.01	0.50	0.0040	\$497.56	\$1.99	0.00	0.00	0.0000	\$4,819.78	\$0.00	\$1.98	Waniewski Scott S&Dawn M
438 170 14 08	CND	2	0.01	0.50	0.0040	\$497.56	\$1.99	0.00	0.00	0.0000	\$4,819.78	\$0.00	\$1.98	Henderson Raymond E&Renee E
438 170 14 09	CND	2	0.01	0.50	0.0040	\$497.56	\$1.99	0.00	0.00	0.0000	\$4,819.78	\$0.00	\$1.98	Zika Jarmila
438 170 14 10	CND	2	0.01	0.50	0.0040	\$497.56	\$1.99	0.00	0.00	0.0000	\$4,819.78	\$0.00	\$1.98	Rigby Robin
438 170 14 11	CND	2	0.01	0.50	0.0040	\$497.56	\$1.99	0.00	0.00	0.0000	\$4,819.78	\$0.00	\$1.98	Delcastillo Family Trust 09-18-14
438 170 14 12	CND	2	0.01	0.50	0.0040	\$497.56	\$1.99	0.00	0.00	0.0000	\$4,819.78	\$0.00	\$1.98	Plance David Trust 03-19-13
438 170 14 13	CND	2	0.01	0.50	0.0040	\$497.56	\$1.99	0.00	0.00	0.0000	\$4,819.78	\$0.00	\$1.98	Rogers Ronald D&Coral M
438 170 14 14	CND	2	0.01	0.50	0.0040	\$497.56	\$1.99	0.00	0.00	0.0000	\$4,819.78	\$0.00	\$1.98	Kent Timothy J
438 170 14 15	CND	2	0.01	0.50	0.0040	\$497.56	\$1.99	0.00	0.00	0.0000	\$4,819.78	\$0.00	\$1.98	Rogers Ronald D&Roger Coral M
438 170 14 16	CND	2	0.01	0.50	0.0040	\$497.56	\$1.99	0.00	0.00	0.0000	\$4,819.78	\$0.00	\$1.98	Gracia Ricardo
438 170 14 17	CND	2	0.01	0.50	0.0040	\$497.56	\$1.99	0.00	0.00	0.0000	\$4,819.78	\$0.00	\$1.98	Lumbres Virginia 2005 Trust 08-09-05
438 170 14 18	CND	2	0.01	0.50	0.0040	\$497.56	\$1.99	0.00	0.00	0.0000	\$4,819.78	\$0.00	\$1.98	Osborne Warren L
438 170 14 19	CND	2	0.01	0.50	0.0040	\$497.56	\$1.99	0.00	0.00	0.0000	\$4,819.78	\$0.00	\$1.98	Ryanne Apartments L L C
438 170 14 20	CND	2	0.01	0.50	0.0040	\$497.56	\$1.99	0.00	0.00	0.0000	\$4,819.78	\$0.00	\$1.98	Lee Sandra
438 170 14 21	CND	2	0.01	0.50	0.0040	\$497.56	\$1.99	0.00	0.00	0.0000	\$4,819.78	\$0.00	\$1.98	Evers Beth M Trust 09-19-01
438 170 14 22	CND	2	0.01	0.50	0.0040	\$497.56	\$1.99	0.00	0.00	0.0000	\$4,819.78	\$0.00	\$1.98	Lane Timothy Living Trust 12-15-07
438 170 14 23	CND	2	0.01	0.50	0.0040	\$497.56	\$1.99	0.00	0.00	0.0000	\$4,819.78	\$0.00	\$1.98	Klosterman Kenneth E&Judy M
438 170 14 24	CND	2	0.01	0.50	0.0040	\$497.56	\$1.99	0.00	0.00	0.0000	\$4,819.78	\$0.00	\$1.98	Benner Gary C Trust 09-29-97
438 170 14 25	CND	2	0.01	0.50	0.0040	\$497.56	\$1.99	0.00	0.00	0.0000	\$4,819.78	\$0.00	\$1.98	Robinson Trust 05-13-13
438 170 14 26	CND	2	0.01	0.50	0.0040	\$497.56	\$1.99	0.00	0.00	0.0000	\$4,819.78	\$0.00	\$1.98	Robinson Theodore J li&Sandra E Family 1994 Trust
438 170 14 27	CND	2	0.01	0.50	0.0040	\$497.56	\$1.99	0.00	0.00	0.0000	\$4,819.78	\$0.00	\$1.98	Reyes Ceasar P
438 170 14 28	CND	2	0.01	0.50	0.0040	\$497.56	\$1.99	0.00	0.00	0.0000	\$4,819.78	\$0.00	\$1.98	Olszower Living Trust 06-23-00
438 170 14 29	CND	2	0.01	0.50	0.0040	\$497.56	\$1.99	0.00	0.00	0.0000	\$4,819.78	\$0.00	\$1.98	Delnagro Revocable Trust 05-02-97
438 170 14 30	CND	2	0.01	0.50	0.0040	\$497.56	\$1.99	0.00	0.00	0.0000	\$4,819.78	\$0.00	\$1.98	Reasor Ryan
438 170 14 31	CND	2	0.01	0.50	0.0040	\$497.56	\$1.99	0.00	0.00	0.0000	\$4,819.78	\$0.00	\$1.98	Poon Maria
438 170 14 32	CND	2	0.01	0.50	0.0040	\$497.56	\$1.99	0.00	0.00	0.0000	\$4,819.78	\$0.00	\$1.98	Aquirre Andres
438 170 14 33	CND	2	0.01	0.50	0.0040	\$497.56	\$1.99	0.00	0.00	0.0000	\$4,819.78	\$0.00	\$1.98	Kelberg Helene Tr
438 170 14 34	CND	2	0.01	0.50	0.0040	\$497.56	\$1.99	0.00	0.00	0.0000	\$4,819.78	\$0.00	\$1.98	Kelberg Helene Tr

EXHIBIT C - Assessment Roll (Fiscal Year 2016)
First San Diego River Improvement Project Maintenance Assessment District

Parcel Number	Land Use ⁽¹⁾	Zone Number	Community Aesthetics Enhancement					Flood Control/Safety					FY 2016 ⁽³⁾ Assessment	Owner Name
			Net Area (Acres)	Zone Factor	EBA ⁽²⁾	Unit Cost	Assessment	Benefit Area (Acres)	Composite Benefit Factor	EBA ⁽²⁾	Unit Cost	Assessment		
438 170 14 35	CND	2	0.01	0.50	0.0040	\$497.56	\$1.99	0.00	0.00	0.0000	\$4,819.78	\$0.00	\$1.98	Swamy Ravi
438 170 14 36	CND	2	0.01	0.50	0.0040	\$497.56	\$1.99	0.00	0.00	0.0000	\$4,819.78	\$0.00	\$1.98	Tahriri Hamid&Mataneh
438 170 14 37	CND	2	0.01	0.50	0.0040	\$497.56	\$1.99	0.00	0.00	0.0000	\$4,819.78	\$0.00	\$1.98	Crawford Kevin
438 170 14 38	CND	2	0.01	0.50	0.0040	\$497.56	\$1.99	0.00	0.00	0.0000	\$4,819.78	\$0.00	\$1.98	Whitney Muriel J
438 170 14 39	CND	2	0.01	0.50	0.0040	\$497.56	\$1.99	0.00	0.00	0.0000	\$4,819.78	\$0.00	\$1.98	Nikolaev Dennis V
438 170 14 40	CND	2	0.01	0.50	0.0040	\$497.56	\$1.99	0.00	0.00	0.0000	\$4,819.78	\$0.00	\$1.98	Castro Alejandro J
438 170 14 41	CND	2	0.01	0.50	0.0040	\$497.56	\$1.99	0.00	0.00	0.0000	\$4,819.78	\$0.00	\$1.98	Golden Thomas W&Diane
438 170 14 42	CND	2	0.01	0.50	0.0040	\$497.56	\$1.99	0.00	0.00	0.0000	\$4,819.78	\$0.00	\$1.98	Recker Neal
438 170 14 43	CND	2	0.01	0.50	0.0040	\$497.56	\$1.99	0.00	0.00	0.0000	\$4,819.78	\$0.00	\$1.98	England Jerry L li&Frances
438 170 14 44	CND	2	0.01	0.50	0.0040	\$497.56	\$1.99	0.00	0.00	0.0000	\$4,819.78	\$0.00	\$1.98	Gualtieri Christopher
438 170 14 45	CND	2	0.01	0.50	0.0040	\$497.56	\$1.99	0.00	0.00	0.0000	\$4,819.78	\$0.00	\$1.98	Lyman Alan H
438 170 14 46	CND	2	0.01	0.50	0.0040	\$497.56	\$1.99	0.00	0.00	0.0000	\$4,819.78	\$0.00	\$1.98	Mccoey James&Amy
438 170 14 47	CND	2	0.01	0.50	0.0040	\$497.56	\$1.99	0.00	0.00	0.0000	\$4,819.78	\$0.00	\$1.98	Stokely Brian&Coni S
438 170 14 48	CND	2	0.01	0.50	0.0040	\$497.56	\$1.99	0.00	0.00	0.0000	\$4,819.78	\$0.00	\$1.98	Glaser Dennis L Tr
438 170 14 49	CND	2	0.01	0.50	0.0040	\$497.56	\$1.99	0.00	0.00	0.0000	\$4,819.78	\$0.00	\$1.98	Smith Family Trust 04-19-99
438 170 14 50	CND	2	0.01	0.50	0.0040	\$497.56	\$1.99	0.00	0.00	0.0000	\$4,819.78	\$0.00	\$1.98	Tzavaras Jason C&Luann
438 170 14 51	CND	2	0.01	0.50	0.0040	\$497.56	\$1.99	0.00	0.00	0.0000	\$4,819.78	\$0.00	\$1.98	Henderson Raymond E&Renee E
438 170 14 52	CND	2	0.01	0.50	0.0040	\$497.56	\$1.99	0.00	0.00	0.0000	\$4,819.78	\$0.00	\$1.98	Benusa Greg
438 170 14 53	CND	2	0.01	0.50	0.0040	\$497.56	\$1.99	0.00	0.00	0.0000	\$4,819.78	\$0.00	\$1.98	Mackewicz Douglas
438 170 14 54	CND	2	0.01	0.50	0.0040	\$497.56	\$1.99	0.00	0.00	0.0000	\$4,819.78	\$0.00	\$1.98	Boncore Justin A&Stephanie M
438 170 14 55	CND	2	0.01	0.50	0.0040	\$497.56	\$1.99	0.00	0.00	0.0000	\$4,819.78	\$0.00	\$1.98	Neete Family Trust 10-19-98
438 170 14 56	CND	2	0.01	0.50	0.0040	\$497.56	\$1.99	0.00	0.00	0.0000	\$4,819.78	\$0.00	\$1.98	Cooper Robert R
438 170 14 57	CND	2	0.01	0.50	0.0040	\$497.56	\$1.99	0.00	0.00	0.0000	\$4,819.78	\$0.00	\$1.98	Labovitz Jeffrey&Babic-Labovitz Olja
438 170 14 58	CND	2	0.01	0.50	0.0040	\$497.56	\$1.99	0.00	0.00	0.0000	\$4,819.78	\$0.00	\$1.98	Mason Family 2006 Trust 12-09-06
438 170 14 59	CND	2	0.01	0.50	0.0040	\$497.56	\$1.99	0.00	0.00	0.0000	\$4,819.78	\$0.00	\$1.98	R E O Coast Vista Trust
438 170 14 60	CND	2	0.01	0.50	0.0040	\$497.56	\$1.99	0.00	0.00	0.0000	\$4,819.78	\$0.00	\$1.98	Horton Kathie C
438 170 14 61	CND	2	0.01	0.50	0.0040	\$497.56	\$1.99	0.00	0.00	0.0000	\$4,819.78	\$0.00	\$1.98	Awad Elias A&Carbonell Janell
438 170 14 62	CND	2	0.01	0.50	0.0040	\$497.56	\$1.99	0.00	0.00	0.0000	\$4,819.78	\$0.00	\$1.98	Chapman M L Tr&Schiller Diane L Tr
438 170 14 63	CND	2	0.01	0.50	0.0040	\$497.56	\$1.99	0.00	0.00	0.0000	\$4,819.78	\$0.00	\$1.98	Paul John R Trust 08-26-93
438 170 14 64	CND	2	0.01	0.50	0.0040	\$497.56	\$1.99	0.00	0.00	0.0000	\$4,819.78	\$0.00	\$1.98	Barron Danny R
438 170 14 65	CND	2	0.01	0.50	0.0040	\$497.56	\$1.99	0.00	0.00	0.0000	\$4,819.78	\$0.00	\$1.98	Kirk Suzanne B
438 170 14 66	CND	2	0.01	0.50	0.0040	\$497.56	\$1.99	0.00	0.00	0.0000	\$4,819.78	\$0.00	\$1.98	Olszower Living Trust
438 170 14 67	CND	2	0.01	0.50	0.0040	\$497.56	\$1.99	0.00	0.00	0.0000	\$4,819.78	\$0.00	\$1.98	Olszower Living Trust 06-23-00
438 170 14 68	CND	2	0.01	0.50	0.0040	\$497.56	\$1.99	0.00	0.00	0.0000	\$4,819.78	\$0.00	\$1.98	Ramirez Angela R
438 170 14 69	CND	2	0.01	0.50	0.0040	\$497.56	\$1.99	0.00	0.00	0.0000	\$4,819.78	\$0.00	\$1.98	Green Family Trust
438 170 14 70	CND	2	0.01	0.50	0.0040	\$497.56	\$1.99	0.00	0.00	0.0000	\$4,819.78	\$0.00	\$1.98	Delisi John A Revocable Trust 10-31-06
438 170 14 71	CND	2	0.01	0.50	0.0040	\$497.56	\$1.99	0.00	0.00	0.0000	\$4,819.78	\$0.00	\$1.98	Green Family Trust
438 170 14 72	CND	2	0.01	0.50	0.0040	\$497.56	\$1.99	0.00	0.00	0.0000	\$4,819.78	\$0.00	\$1.98	Liang Trust 06-06-94
438 170 14 73	CND	2	0.01	0.50	0.0040	\$497.56	\$1.99	0.00	0.00	0.0000	\$4,819.78	\$0.00	\$1.98	Metcalf Ryan
438 170 14 74	CND	2	0.01	0.50	0.0040	\$497.56	\$1.99	0.00	0.00	0.0000	\$4,819.78	\$0.00	\$1.98	Baskin Alan I Tr
438 170 14 75	CND	2	0.01	0.50	0.0040	\$497.56	\$1.99	0.00	0.00	0.0000	\$4,819.78	\$0.00	\$1.98	Vanhorn Joseph F&Marie H
438 170 14 76	CND	2	0.01	0.50	0.0040	\$497.56	\$1.99	0.00	0.00	0.0000	\$4,819.78	\$0.00	\$1.98	Pieper Philip E&Joanna L
438 170 14 77	CND	2	0.01	0.50	0.0040	\$497.56	\$1.99	0.00	0.00	0.0000	\$4,819.78	\$0.00	\$1.98	Pavlow Della
438 170 14 78	CND	2	0.01	0.50	0.0040	\$497.56	\$1.99	0.00	0.00	0.0000	\$4,819.78	\$0.00	\$1.98	Kiss Agnes
438 170 14 79	CND	2	0.01	0.50	0.0040	\$497.56	\$1.99	0.00	0.00	0.0000	\$4,819.78	\$0.00	\$1.98	Lawson Curtis L
438 170 14 80	CND	2	0.01	0.50	0.0040	\$497.56	\$1.99	0.00	0.00	0.0000	\$4,819.78	\$0.00	\$1.98	Marengo Shannon

EXHIBIT C - Assessment Roll (Fiscal Year 2016)
First San Diego River Improvement Project Maintenance Assessment District

Parcel Number	Land Use ⁽¹⁾	Zone Number	Community Aesthetics Enhancement					Flood Control/Safety					FY 2016 ⁽³⁾ Assessment	Owner Name
			Net Area (Acres)	Zone Factor	EBA ⁽²⁾	Unit Cost	Assessment	Benefit Area (Acres)	Composite Benefit Factor	EBA ⁽²⁾	Unit Cost	Assessment		
438 170 14 81	CND	2	0.01	0.50	0.0040	\$497.56	\$1.99	0.00	0.00	0.0000	\$4,819.78	\$0.00	\$1.98	Green Family Trust
438 170 14 82	CND	2	0.01	0.50	0.0040	\$497.56	\$1.99	0.00	0.00	0.0000	\$4,819.78	\$0.00	\$1.98	Hartman Dyan
438 170 14 83	CND	2	0.01	0.50	0.0040	\$497.56	\$1.99	0.00	0.00	0.0000	\$4,819.78	\$0.00	\$1.98	Howard Thomas W&Dedmon Sharon
438 170 14 84	CND	2	0.01	0.50	0.0040	\$497.56	\$1.99	0.00	0.00	0.0000	\$4,819.78	\$0.00	\$1.98	Fuller Leanne
438 170 14 85	CND	2	0.01	0.50	0.0040	\$497.56	\$1.99	0.00	0.00	0.0000	\$4,819.78	\$0.00	\$1.98	Basada Arlene D <Aka Boright Arlene B>
438 170 14 86	CND	2	0.01	0.50	0.0040	\$497.56	\$1.99	0.00	0.00	0.0000	\$4,819.78	\$0.00	\$1.98	Morimoto Betty J
438 170 15 01	CND	2	0.01	0.50	0.0040	\$497.56	\$1.99	0.00	0.00	0.0000	\$4,819.78	\$0.00	\$1.98	Nelson Family Trust 11-07-03
438 170 15 02	CND	2	0.01	0.50	0.0040	\$497.56	\$1.99	0.00	0.00	0.0000	\$4,819.78	\$0.00	\$1.98	Westphal Trust 05-15-12
438 170 15 03	CND	2	0.01	0.50	0.0040	\$497.56	\$1.99	0.00	0.00	0.0000	\$4,819.78	\$0.00	\$1.98	Cranor Rebecca L
438 170 15 04	CND	2	0.01	0.50	0.0040	\$497.56	\$1.99	0.00	0.00	0.0000	\$4,819.78	\$0.00	\$1.98	Kuhl Edward C
438 170 15 05	CND	2	0.01	0.50	0.0040	\$497.56	\$1.99	0.00	0.00	0.0000	\$4,819.78	\$0.00	\$1.98	Faracdas Nick S&Sarah J
438 170 15 06	CND	2	0.01	0.50	0.0040	\$497.56	\$1.99	0.00	0.00	0.0000	\$4,819.78	\$0.00	\$1.98	Olszower Steven&Julie H
438 170 15 07	CND	2	0.01	0.50	0.0040	\$497.56	\$1.99	0.00	0.00	0.0000	\$4,819.78	\$0.00	\$1.98	Burrows Wyeth&Laurie Family Trust 03-22-06
438 170 15 08	CND	2	0.01	0.50	0.0040	\$497.56	\$1.99	0.00	0.00	0.0000	\$4,819.78	\$0.00	\$1.98	Beyer Susan
438 170 15 09	CND	2	0.01	0.50	0.0040	\$497.56	\$1.99	0.00	0.00	0.0000	\$4,819.78	\$0.00	\$1.98	Blakeslee Patti C Intervivos Trust 06-24-97
438 170 15 10	CND	2	0.01	0.50	0.0040	\$497.56	\$1.99	0.00	0.00	0.0000	\$4,819.78	\$0.00	\$1.98	Broughton Living Trust 09-23-08
438 170 15 11	CND	2	0.01	0.50	0.0040	\$497.56	\$1.99	0.00	0.00	0.0000	\$4,819.78	\$0.00	\$1.98	Imperial Valley Flooring Covering Inc <Dba Gordons
438 170 15 12	CND	2	0.01	0.50	0.0040	\$497.56	\$1.99	0.00	0.00	0.0000	\$4,819.78	\$0.00	\$1.98	Lobue Maureen A Revocable Trust 09-19-03
438 170 15 13	CND	2	0.01	0.50	0.0040	\$497.56	\$1.99	0.00	0.00	0.0000	\$4,819.78	\$0.00	\$1.98	Green Family Trust
438 170 15 14	CND	2	0.01	0.50	0.0040	\$497.56	\$1.99	0.00	0.00	0.0000	\$4,819.78	\$0.00	\$1.98	Ward Elsa K
438 170 15 15	CND	2	0.01	0.50	0.0040	\$497.56	\$1.99	0.00	0.00	0.0000	\$4,819.78	\$0.00	\$1.98	Bogtong Virginia Family Trust 06-18-13
438 170 15 16	CND	2	0.01	0.50	0.0040	\$497.56	\$1.99	0.00	0.00	0.0000	\$4,819.78	\$0.00	\$1.98	Korolevskaia Natalia
438 170 15 17	CND	2	0.01	0.50	0.0040	\$497.56	\$1.99	0.00	0.00	0.0000	\$4,819.78	\$0.00	\$1.98	Taylor Dennis
438 170 15 18	CND	2	0.01	0.50	0.0040	\$497.56	\$1.99	0.00	0.00	0.0000	\$4,819.78	\$0.00	\$1.98	Erickson Family Trust 03-13-93
438 170 15 19	CND	2	0.01	0.50	0.0040	\$497.56	\$1.99	0.00	0.00	0.0000	\$4,819.78	\$0.00	\$1.98	Tsai Joanna Y Trust 03-09-06
438 170 15 20	CND	2	0.01	0.50	0.0040	\$497.56	\$1.99	0.00	0.00	0.0000	\$4,819.78	\$0.00	\$1.98	Sutter R Frank Est Of
438 170 15 21	CND	2	0.01	0.50	0.0040	\$497.56	\$1.99	0.00	0.00	0.0000	\$4,819.78	\$0.00	\$1.98	Berger Eric
438 170 15 22	CND	2	0.01	0.50	0.0040	\$497.56	\$1.99	0.00	0.00	0.0000	\$4,819.78	\$0.00	\$1.98	Garcia Christopher&Ofelia M
438 170 15 23	CND	2	0.01	0.50	0.0040	\$497.56	\$1.99	0.00	0.00	0.0000	\$4,819.78	\$0.00	\$1.98	Zivkovic Zivadin&Perrotta-Zivkovic Linda J
438 170 15 24	CND	2	0.01	0.50	0.0040	\$497.56	\$1.99	0.00	0.00	0.0000	\$4,819.78	\$0.00	\$1.98	Sadeghi Masoud
438 170 15 25	CND	2	0.01	0.50	0.0040	\$497.56	\$1.99	0.00	0.00	0.0000	\$4,819.78	\$0.00	\$1.98	Kinsey Arthur R
438 170 15 26	CND	2	0.01	0.50	0.0040	\$497.56	\$1.99	0.00	0.00	0.0000	\$4,819.78	\$0.00	\$1.98	Anderson Dennis Trust 05-13-10
438 170 15 27	CND	2	0.01	0.50	0.0040	\$497.56	\$1.99	0.00	0.00	0.0000	\$4,819.78	\$0.00	\$1.98	Brislin George F
438 170 15 28	CND	2	0.01	0.50	0.0040	\$497.56	\$1.99	0.00	0.00	0.0000	\$4,819.78	\$0.00	\$1.98	Edwards Gloria
438 170 15 29	CND	2	0.01	0.50	0.0040	\$497.56	\$1.99	0.00	0.00	0.0000	\$4,819.78	\$0.00	\$1.98	Danner Michael L
438 170 15 30	CND	2	0.01	0.50	0.0040	\$497.56	\$1.99	0.00	0.00	0.0000	\$4,819.78	\$0.00	\$1.98	Heredia Julie C
438 170 15 31	CND	2	0.01	0.50	0.0040	\$497.56	\$1.99	0.00	0.00	0.0000	\$4,819.78	\$0.00	\$1.98	Orkins James
438 170 15 32	CND	2	0.01	0.50	0.0040	\$497.56	\$1.99	0.00	0.00	0.0000	\$4,819.78	\$0.00	\$1.98	Pecoraro Maria
438 170 15 33	CND	2	0.01	0.50	0.0040	\$497.56	\$1.99	0.00	0.00	0.0000	\$4,819.78	\$0.00	\$1.98	Darosa Fernando P
438 170 15 34	CND	2	0.01	0.50	0.0040	\$497.56	\$1.99	0.00	0.00	0.0000	\$4,819.78	\$0.00	\$1.98	Novander Jennifer S
438 170 15 35	CND	2	0.01	0.50	0.0040	\$497.56	\$1.99	0.00	0.00	0.0000	\$4,819.78	\$0.00	\$1.98	Rawlins George M&Constance F
438 170 15 36	CND	2	0.01	0.50	0.0040	\$497.56	\$1.99	0.00	0.00	0.0000	\$4,819.78	\$0.00	\$1.98	Brislin George F
438 170 15 37	CND	2	0.01	0.50	0.0040	\$497.56	\$1.99	0.00	0.00	0.0000	\$4,819.78	\$0.00	\$1.98	Koch Angela J
438 170 15 38	CND	2	0.01	0.50	0.0040	\$497.56	\$1.99	0.00	0.00	0.0000	\$4,819.78	\$0.00	\$1.98	Federal National Mortgage Assn
438 170 15 39	CND	2	0.01	0.50	0.0040	\$497.56	\$1.99	0.00	0.00	0.0000	\$4,819.78	\$0.00	\$1.98	Sirkis Michael W&Kathleen M
438 170 15 40	CND	2	0.01	0.50	0.0040	\$497.56	\$1.99	0.00	0.00	0.0000	\$4,819.78	\$0.00	\$1.98	Stivalet Ernesto L

EXHIBIT C - Assessment Roll (Fiscal Year 2016)
First San Diego River Improvement Project Maintenance Assessment District

Parcel Number	Land Use ⁽¹⁾	Zone Number	Community Aesthetics Enhancement					Flood Control/Safety					FY 2016 ⁽³⁾ Assessment	Owner Name
			Net Area (Acres)	Zone Factor	EBA ⁽²⁾	Unit Cost	Assessment	Benefit Area (Acres)	Composite Benefit Factor	EBA ⁽²⁾	Unit Cost	Assessment		
438 170 15 41	CND	2	0.01	0.50	0.0040	\$497.56	\$1.99	0.00	0.00	0.0000	\$4,819.78	\$0.00	\$1.98	Gilleran Maggie Trust 06-11-97
438 170 15 42	CND	2	0.01	0.50	0.0040	\$497.56	\$1.99	0.00	0.00	0.0000	\$4,819.78	\$0.00	\$1.98	Cason Tessa
438 170 15 43	CND	2	0.01	0.50	0.0040	\$497.56	\$1.99	0.00	0.00	0.0000	\$4,819.78	\$0.00	\$1.98	Cleveland Amy
438 170 15 44	CND	2	0.01	0.50	0.0040	\$497.56	\$1.99	0.00	0.00	0.0000	\$4,819.78	\$0.00	\$1.98	C I S Investments Inc
438 170 15 45	CND	2	0.01	0.50	0.0040	\$497.56	\$1.99	0.00	0.00	0.0000	\$4,819.78	\$0.00	\$1.98	Aberra Mimy
438 170 15 46	CND	2	0.01	0.50	0.0040	\$497.56	\$1.99	0.00	0.00	0.0000	\$4,819.78	\$0.00	\$1.98	Gracia Ricardo
438 170 15 47	CND	2	0.01	0.50	0.0040	\$497.56	\$1.99	0.00	0.00	0.0000	\$4,819.78	\$0.00	\$1.98	M C Investment Partners L L C
438 170 15 48	CND	2	0.01	0.50	0.0040	\$497.56	\$1.99	0.00	0.00	0.0000	\$4,819.78	\$0.00	\$1.98	Crabtree Steven V
438 170 15 49	CND	2	0.01	0.50	0.0040	\$497.56	\$1.99	0.00	0.00	0.0000	\$4,819.78	\$0.00	\$1.98	Rivera Reiko K Trust 09-12-01
438 170 15 50	CND	2	0.01	0.50	0.0040	\$497.56	\$1.99	0.00	0.00	0.0000	\$4,819.78	\$0.00	\$1.98	Eisenbooth Gary
438 170 15 51	CND	2	0.01	0.50	0.0040	\$497.56	\$1.99	0.00	0.00	0.0000	\$4,819.78	\$0.00	\$1.98	Fimbres Stephanie A
438 170 15 52	CND	2	0.01	0.50	0.0040	\$497.56	\$1.99	0.00	0.00	0.0000	\$4,819.78	\$0.00	\$1.98	Nixt Gary J
438 170 15 53	CND	2	0.01	0.50	0.0040	\$497.56	\$1.99	0.00	0.00	0.0000	\$4,819.78	\$0.00	\$1.98	Marsh William C&Margaret Y
438 170 15 54	CND	2	0.01	0.50	0.0040	\$497.56	\$1.99	0.00	0.00	0.0000	\$4,819.78	\$0.00	\$1.98	Daniels Amanda
438 170 15 55	CND	2	0.01	0.50	0.0040	\$497.56	\$1.99	0.00	0.00	0.0000	\$4,819.78	\$0.00	\$1.98	Mangiapane Leonardo
438 170 15 56	CND	2	0.01	0.50	0.0040	\$497.56	\$1.99	0.00	0.00	0.0000	\$4,819.78	\$0.00	\$1.98	Arroyo Edgardo&Patricia
438 170 15 57	CND	2	0.01	0.50	0.0040	\$497.56	\$1.99	0.00	0.00	0.0000	\$4,819.78	\$0.00	\$1.98	Arntz Zachary&Clarke Robin E
438 170 15 58	CND	2	0.01	0.50	0.0040	\$497.56	\$1.99	0.00	0.00	0.0000	\$4,819.78	\$0.00	\$1.98	Hanson Ashley J
438 170 15 59	CND	2	0.01	0.50	0.0040	\$497.56	\$1.99	0.00	0.00	0.0000	\$4,819.78	\$0.00	\$1.98	Cliborne Matthew K&Abril
438 170 15 60	CND	2	0.01	0.50	0.0040	\$497.56	\$1.99	0.00	0.00	0.0000	\$4,819.78	\$0.00	\$1.98	Berg David M
438 170 15 61	CND	2	0.01	0.50	0.0040	\$497.56	\$1.99	0.00	0.00	0.0000	\$4,819.78	\$0.00	\$1.98	Sajady Mughtar&Fatima
438 170 15 62	CND	2	0.01	0.50	0.0040	\$497.56	\$1.99	0.00	0.00	0.0000	\$4,819.78	\$0.00	\$1.98	Hinckfuss Ruth
438 170 15 63	CND	2	0.01	0.50	0.0040	\$497.56	\$1.99	0.00	0.00	0.0000	\$4,819.78	\$0.00	\$1.98	Hutto Ryan&Christina
438 170 15 64	CND	2	0.01	0.50	0.0040	\$497.56	\$1.99	0.00	0.00	0.0000	\$4,819.78	\$0.00	\$1.98	Dixon Shawn L
438 170 15 65	CND	2	0.01	0.50	0.0040	\$497.56	\$1.99	0.00	0.00	0.0000	\$4,819.78	\$0.00	\$1.98	Wilson Herbert&Gail
438 170 15 66	CND	2	0.01	0.50	0.0040	\$497.56	\$1.99	0.00	0.00	0.0000	\$4,819.78	\$0.00	\$1.98	Healy Family Trust 02-22-92
438 170 15 67	CND	2	0.01	0.50	0.0040	\$497.56	\$1.99	0.00	0.00	0.0000	\$4,819.78	\$0.00	\$1.98	Busieney Stephen K&Eunice
438 170 15 68	CND	2	0.01	0.50	0.0040	\$497.56	\$1.99	0.00	0.00	0.0000	\$4,819.78	\$0.00	\$1.98	Samuels Kevin
438 170 15 69	CND	2	0.01	0.50	0.0040	\$497.56	\$1.99	0.00	0.00	0.0000	\$4,819.78	\$0.00	\$1.98	Boudreau Steven M&Susan K Trs
438 170 15 70	CND	2	0.01	0.50	0.0040	\$497.56	\$1.99	0.00	0.00	0.0000	\$4,819.78	\$0.00	\$1.98	Fung Nga Kwan
438 170 16 01	CND	2	0.01	0.50	0.0040	\$497.56	\$1.99	0.00	0.00	0.0000	\$4,819.78	\$0.00	\$1.98	Ryanne Apartments L L C
438 170 16 02	CND	2	0.01	0.50	0.0040	\$497.56	\$1.99	0.00	0.00	0.0000	\$4,819.78	\$0.00	\$1.98	Mueller Family Trust 06-14-02
438 170 16 03	CND	2	0.01	0.50	0.0040	\$497.56	\$1.99	0.00	0.00	0.0000	\$4,819.78	\$0.00	\$1.98	Rivard Marc J&Sarah M
438 170 16 04	CND	2	0.01	0.50	0.0040	\$497.56	\$1.99	0.00	0.00	0.0000	\$4,819.78	\$0.00	\$1.98	Gartner Jerome R&Mary G
438 170 16 05	CND	2	0.01	0.50	0.0040	\$497.56	\$1.99	0.00	0.00	0.0000	\$4,819.78	\$0.00	\$1.98	Haghighi Kaveh
438 170 16 06	CND	2	0.01	0.50	0.0040	\$497.56	\$1.99	0.00	0.00	0.0000	\$4,819.78	\$0.00	\$1.98	Soto Florencia M
438 170 16 07	CND	2	0.01	0.50	0.0040	\$497.56	\$1.99	0.00	0.00	0.0000	\$4,819.78	\$0.00	\$1.98	Tseng Kieran&Lo Peijen
438 170 16 08	CND	2	0.01	0.50	0.0040	\$497.56	\$1.99	0.00	0.00	0.0000	\$4,819.78	\$0.00	\$1.98	Winkfield Cheryl
438 170 16 09	CND	2	0.01	0.50	0.0040	\$497.56	\$1.99	0.00	0.00	0.0000	\$4,819.78	\$0.00	\$1.98	Sessler Family Trust 12-01-04
438 170 16 10	CND	2	0.01	0.50	0.0040	\$497.56	\$1.99	0.00	0.00	0.0000	\$4,819.78	\$0.00	\$1.98	Wicking Stephen C Revocable Trust 04-05-04
438 170 16 11	CND	2	0.01	0.50	0.0040	\$497.56	\$1.99	0.00	0.00	0.0000	\$4,819.78	\$0.00	\$1.98	Kaya Janet L
438 170 16 12	CND	2	0.01	0.50	0.0040	\$497.56	\$1.99	0.00	0.00	0.0000	\$4,819.78	\$0.00	\$1.98	Vanhuizum Linda
438 170 16 13	CND	2	0.01	0.50	0.0040	\$497.56	\$1.99	0.00	0.00	0.0000	\$4,819.78	\$0.00	\$1.98	Marshall Adam M&Joelle
438 170 16 14	CND	2	0.01	0.50	0.0040	\$497.56	\$1.99	0.00	0.00	0.0000	\$4,819.78	\$0.00	\$1.98	Green Family Trust
438 170 16 15	CND	2	0.01	0.50	0.0040	\$497.56	\$1.99	0.00	0.00	0.0000	\$4,819.78	\$0.00	\$1.98	Turner David L
438 170 16 16	CND	2	0.01	0.50	0.0040	\$497.56	\$1.99	0.00	0.00	0.0000	\$4,819.78	\$0.00	\$1.98	Brittingham Dianne Z Trust 01-09-12

EXHIBIT C - Assessment Roll (Fiscal Year 2016)
First San Diego River Improvement Project Maintenance Assessment District

Parcel Number	Land Use ⁽¹⁾	Zone Number	Community Aesthetics Enhancement					Flood Control/Safety					FY 2016 ⁽³⁾ Assessment	Owner Name
			Net Area (Acres)	Zone Factor	EBA ⁽²⁾	Unit Cost	Assessment	Benefit Area (Acres)	Composite Benefit Factor	EBA ⁽²⁾	Unit Cost	Assessment		
438 170 16 17	CND	2	0.01	0.50	0.0040	\$497.56	\$1.99	0.00	0.00	0.0000	\$4,819.78	\$0.00	\$1.98	Kuhl Bernhard&Assoc
438 170 16 18	CND	2	0.01	0.50	0.0040	\$497.56	\$1.99	0.00	0.00	0.0000	\$4,819.78	\$0.00	\$1.98	Lamotte Joel A
438 170 16 19	CND	2	0.01	0.50	0.0040	\$497.56	\$1.99	0.00	0.00	0.0000	\$4,819.78	\$0.00	\$1.98	Cooper Michael
438 170 16 20	CND	2	0.01	0.50	0.0040	\$497.56	\$1.99	0.00	0.00	0.0000	\$4,819.78	\$0.00	\$1.98	Nia Bejon B
438 170 16 21	CND	2	0.01	0.50	0.0040	\$497.56	\$1.99	0.00	0.00	0.0000	\$4,819.78	\$0.00	\$1.98	Melby Donna L Revocable Living Trust 10-09-95
438 170 16 22	CND	2	0.01	0.50	0.0040	\$497.56	\$1.99	0.00	0.00	0.0000	\$4,819.78	\$0.00	\$1.98	Somov Oleg Y&Kuznetsova Lyudmila Y
438 170 16 23	CND	2	0.01	0.50	0.0040	\$497.56	\$1.99	0.00	0.00	0.0000	\$4,819.78	\$0.00	\$1.98	Coello Nohora V
438 170 16 24	CND	2	0.01	0.50	0.0040	\$497.56	\$1.99	0.00	0.00	0.0000	\$4,819.78	\$0.00	\$1.98	Broad Jason E
438 170 16 25	CND	2	0.01	0.50	0.0040	\$497.56	\$1.99	0.00	0.00	0.0000	\$4,819.78	\$0.00	\$1.98	Murillo Carla E
438 170 16 26	CND	2	0.01	0.50	0.0040	\$497.56	\$1.99	0.00	0.00	0.0000	\$4,819.78	\$0.00	\$1.98	Glanz Darren P
438 170 16 27	CND	2	0.01	0.50	0.0040	\$497.56	\$1.99	0.00	0.00	0.0000	\$4,819.78	\$0.00	\$1.98	Frank Sharon L Revocable Trust 12-23-13
438 170 16 28	CND	2	0.01	0.50	0.0040	\$497.56	\$1.99	0.00	0.00	0.0000	\$4,819.78	\$0.00	\$1.98	Salimusaj Egon
438 170 16 29	CND	2	0.01	0.50	0.0040	\$497.56	\$1.99	0.00	0.00	0.0000	\$4,819.78	\$0.00	\$1.98	Morgan Floyd J&Shannon N
438 170 16 30	CND	2	0.01	0.50	0.0040	\$497.56	\$1.99	0.00	0.00	0.0000	\$4,819.78	\$0.00	\$1.98	Hopkins Revocable Family 1998 Trust 02-12-98
438 170 16 31	CND	2	0.01	0.50	0.0040	\$497.56	\$1.99	0.00	0.00	0.0000	\$4,819.78	\$0.00	\$1.98	Evers Beth M Trust 09-19-01
438 170 16 32	CND	2	0.01	0.50	0.0040	\$497.56	\$1.99	0.00	0.00	0.0000	\$4,819.78	\$0.00	\$1.98	Gay Nathaniel A
438 170 16 33	CND	2	0.01	0.50	0.0040	\$497.56	\$1.99	0.00	0.00	0.0000	\$4,819.78	\$0.00	\$1.98	Sirkis Michael W&Kathleen M
438 170 16 34	CND	2	0.01	0.50	0.0040	\$497.56	\$1.99	0.00	0.00	0.0000	\$4,819.78	\$0.00	\$1.98	Daniel Jamilah L
438 170 16 35	CND	2	0.01	0.50	0.0040	\$497.56	\$1.99	0.00	0.00	0.0000	\$4,819.78	\$0.00	\$1.98	Revilla J Living Trust 03-12-10
438 170 16 36	CND	2	0.01	0.50	0.0040	\$497.56	\$1.99	0.00	0.00	0.0000	\$4,819.78	\$0.00	\$1.98	Walters Susan M
438 170 16 37	CND	2	0.01	0.50	0.0040	\$497.56	\$1.99	0.00	0.00	0.0000	\$4,819.78	\$0.00	\$1.98	Herrera Anna
438 170 16 38	CND	2	0.01	0.50	0.0040	\$497.56	\$1.99	0.00	0.00	0.0000	\$4,819.78	\$0.00	\$1.98	Mckaye Justin H
438 170 16 39	CND	2	0.01	0.50	0.0040	\$497.56	\$1.99	0.00	0.00	0.0000	\$4,819.78	\$0.00	\$1.98	Kasap Ali H&Gulsah D
438 170 16 40	CND	2	0.01	0.50	0.0040	\$497.56	\$1.99	0.00	0.00	0.0000	\$4,819.78	\$0.00	\$1.98	Hazelton Coretta Trust 08-27-08
438 170 16 41	CND	2	0.01	0.50	0.0040	\$497.56	\$1.99	0.00	0.00	0.0000	\$4,819.78	\$0.00	\$1.98	Halcomb Peggy L
438 170 16 42	CND	2	0.01	0.50	0.0040	\$497.56	\$1.99	0.00	0.00	0.0000	\$4,819.78	\$0.00	\$1.98	Simpson Mark D
438 170 16 43	CND	2	0.01	0.50	0.0040	\$497.56	\$1.99	0.00	0.00	0.0000	\$4,819.78	\$0.00	\$1.98	Labovitz Jeffrey&Babic-Labovitz Olja
438 170 16 44	CND	2	0.01	0.50	0.0040	\$497.56	\$1.99	0.00	0.00	0.0000	\$4,819.78	\$0.00	\$1.98	Underwood Mitchell li
438 170 16 45	CND	2	0.01	0.50	0.0040	\$497.56	\$1.99	0.00	0.00	0.0000	\$4,819.78	\$0.00	\$1.98	Hoiem Charles N&Rosemary
438 170 16 46	CND	2	0.01	0.50	0.0040	\$497.56	\$1.99	0.00	0.00	0.0000	\$4,819.78	\$0.00	\$1.98	Malanga/Teeple Trust 11-09-05
438 170 16 47	CND	2	0.01	0.50	0.0040	\$497.56	\$1.99	0.00	0.00	0.0000	\$4,819.78	\$0.00	\$1.98	James Lindsey M
438 170 16 48	CND	2	0.01	0.50	0.0040	\$497.56	\$1.99	0.00	0.00	0.0000	\$4,819.78	\$0.00	\$1.98	Mcafee Darlene L
438 170 16 49	CND	2	0.01	0.50	0.0040	\$497.56	\$1.99	0.00	0.00	0.0000	\$4,819.78	\$0.00	\$1.98	Sullivan Louise
438 170 16 50	CND	2	0.01	0.50	0.0040	\$497.56	\$1.99	0.00	0.00	0.0000	\$4,819.78	\$0.00	\$1.98	Berg David M
438 170 16 51	CND	2	0.01	0.50	0.0040	\$497.56	\$1.99	0.00	0.00	0.0000	\$4,819.78	\$0.00	\$1.98	Dresser Robert J&Norma E Living Trust 03-04-91
438 170 16 52	CND	2	0.01	0.50	0.0040	\$497.56	\$1.99	0.00	0.00	0.0000	\$4,819.78	\$0.00	\$1.98	Dimase Greg Trust 04-02-02
438 170 16 53	CND	2	0.01	0.50	0.0040	\$497.56	\$1.99	0.00	0.00	0.0000	\$4,819.78	\$0.00	\$1.98	Martin James T&Michele E
438 170 16 54	CND	2	0.01	0.50	0.0040	\$497.56	\$1.99	0.00	0.00	0.0000	\$4,819.78	\$0.00	\$1.98	Maltonic Scott A
438 170 16 55	CND	2	0.01	0.50	0.0040	\$497.56	\$1.99	0.00	0.00	0.0000	\$4,819.78	\$0.00	\$1.98	Roller Steven J&Glenda J
438 170 16 56	CND	2	0.01	0.50	0.0040	\$497.56	\$1.99	0.00	0.00	0.0000	\$4,819.78	\$0.00	\$1.98	Espinoza Tamara L
438 170 16 57	CND	2	0.01	0.50	0.0040	\$497.56	\$1.99	0.00	0.00	0.0000	\$4,819.78	\$0.00	\$1.98	Salini Robert L Trust10-29-01
438 170 16 58	CND	2	0.01	0.50	0.0040	\$497.56	\$1.99	0.00	0.00	0.0000	\$4,819.78	\$0.00	\$1.98	Gillis Trudi
438 170 16 59	CND	2	0.01	0.50	0.0040	\$497.56	\$1.99	0.00	0.00	0.0000	\$4,819.78	\$0.00	\$1.98	Huff Christopher M
438 170 16 60	CND	2	0.01	0.50	0.0040	\$497.56	\$1.99	0.00	0.00	0.0000	\$4,819.78	\$0.00	\$1.98	Mendoza Livier
438 170 16 61	CND	2	0.01	0.50	0.0040	\$497.56	\$1.99	0.00	0.00	0.0000	\$4,819.78	\$0.00	\$1.98	Shelburne Tod
438 170 16 62	CND	2	0.01	0.50	0.0040	\$497.56	\$1.99	0.00	0.00	0.0000	\$4,819.78	\$0.00	\$1.98	Farah Nazly B&Orozco Alvaro V C

EXHIBIT C - Assessment Roll (Fiscal Year 2016)
First San Diego River Improvement Project Maintenance Assessment District

Parcel Number	Land Use ⁽¹⁾	Zone Number	Community Aesthetics Enhancement					Flood Control/Safety					FY 2016 ⁽³⁾ Assessment	Owner Name
			Net Area (Acres)	Zone Factor	EBA ⁽²⁾	Unit Cost	Assessment	Benefit Area (Acres)	Composite Benefit Factor	EBA ⁽²⁾	Unit Cost	Assessment		
438 170 16 63	CND	2	0.01	0.50	0.0040	\$497.56	\$1.99	0.00	0.00	0.0000	\$4,819.78	\$0.00	\$1.98	Plutner Revocable Living Family Trust 05-24-07
438 170 16 64	CND	2	0.01	0.50	0.0040	\$497.56	\$1.99	0.00	0.00	0.0000	\$4,819.78	\$0.00	\$1.98	Coffer Marc
438 170 16 65	CND	2	0.01	0.50	0.0040	\$497.56	\$1.99	0.00	0.00	0.0000	\$4,819.78	\$0.00	\$1.98	Hatley Qualified Spendthrift Trust 05-13-13
438 170 16 66	CND	2	0.01	0.50	0.0040	\$497.56	\$1.99	0.00	0.00	0.0000	\$4,819.78	\$0.00	\$1.98	Bertelsen Wesley G
438 170 16 67	CND	2	0.01	0.50	0.0040	\$497.56	\$1.99	0.00	0.00	0.0000	\$4,819.78	\$0.00	\$1.98	Gallwas Matthew K&Marilyn L
438 170 16 68	CND	2	0.01	0.50	0.0040	\$497.56	\$1.99	0.00	0.00	0.0000	\$4,819.78	\$0.00	\$1.98	Booher James S&Dewitt Dorothy J
438 170 16 69	CND	2	0.01	0.50	0.0040	\$497.56	\$1.99	0.00	0.00	0.0000	\$4,819.78	\$0.00	\$1.98	Barton Family Trust 01-29-10
438 170 16 70	CND	2	0.01	0.50	0.0040	\$497.56	\$1.99	0.00	0.00	0.0000	\$4,819.78	\$0.00	\$1.98	Costamagna Donald
438 170 16 71	CND	2	0.01	0.50	0.0040	\$497.56	\$1.99	0.00	0.00	0.0000	\$4,819.78	\$0.00	\$1.98	Gilbreath John C
438 170 16 72	CND	2	0.01	0.50	0.0040	\$497.56	\$1.99	0.00	0.00	0.0000	\$4,819.78	\$0.00	\$1.98	Price Robert M&Carolyn M
438 170 16 73	CND	2	0.01	0.50	0.0040	\$497.56	\$1.99	0.00	0.00	0.0000	\$4,819.78	\$0.00	\$1.98	White Edith J Trust 07-16-01
438 170 16 74	CND	2	0.01	0.50	0.0040	\$497.56	\$1.99	0.00	0.00	0.0000	\$4,819.78	\$0.00	\$1.98	Care To Share Inc
438 170 16 75	CND	2	0.01	0.50	0.0040	\$497.56	\$1.99	0.00	0.00	0.0000	\$4,819.78	\$0.00	\$1.98	Olszower Living Trust 06-23-00
438 170 16 76	CND	2	0.01	0.50	0.0040	\$497.56	\$1.99	0.00	0.00	0.0000	\$4,819.78	\$0.00	\$1.98	Anderson Sammy C Jr
438 170 16 77	CND	2	0.01	0.50	0.0040	\$497.56	\$1.99	0.00	0.00	0.0000	\$4,819.78	\$0.00	\$1.98	Green William W Iii&Sharyn K
438 170 16 78	CND	2	0.01	0.50	0.0040	\$497.56	\$1.99	0.00	0.00	0.0000	\$4,819.78	\$0.00	\$1.98	Dunafon Jacob L
438 170 16 79	CND	2	0.01	0.50	0.0040	\$497.56	\$1.99	0.00	0.00	0.0000	\$4,819.78	\$0.00	\$1.98	Far Firooz&Simin
438 170 16 80	CND	2	0.01	0.50	0.0040	\$497.56	\$1.99	0.00	0.00	0.0000	\$4,819.78	\$0.00	\$1.98	Dunn Yayoi
438 170 16 81	CND	2	0.01	0.50	0.0040	\$497.56	\$1.99	0.00	0.00	0.0000	\$4,819.78	\$0.00	\$1.98	Rode Sachin A
438 170 16 82	CND	2	0.01	0.50	0.0040	\$497.56	\$1.99	0.00	0.00	0.0000	\$4,819.78	\$0.00	\$1.98	Littrell Justin L&Jenny A
438 170 16 83	CND	2	0.01	0.50	0.0040	\$497.56	\$1.99	0.00	0.00	0.0000	\$4,819.78	\$0.00	\$1.98	Bahrami Cyrus
438 170 16 84	CND	2	0.01	0.50	0.0040	\$497.56	\$1.99	0.00	0.00	0.0000	\$4,819.78	\$0.00	\$1.98	Fisher Kellen A
438 170 16 85	CND	2	0.01	0.50	0.0040	\$497.56	\$1.99	0.00	0.00	0.0000	\$4,819.78	\$0.00	\$1.98	Halcomb Peggy L
438 170 16 86	CND	2	0.01	0.50	0.0040	\$497.56	\$1.99	0.00	0.00	0.0000	\$4,819.78	\$0.00	\$1.98	Mahan Josie
438 170 16 87	CND	2	0.01	0.50	0.0040	\$497.56	\$1.99	0.00	0.00	0.0000	\$4,819.78	\$0.00	\$1.98	Azocar Ritch M&Shannon S
438 170 16 88	CND	2	0.01	0.50	0.0040	\$497.56	\$1.99	0.00	0.00	0.0000	\$4,819.78	\$0.00	\$1.98	Helm Elisa
438 170 16 89	CND	2	0.01	0.50	0.0040	\$497.56	\$1.99	0.00	0.00	0.0000	\$4,819.78	\$0.00	\$1.98	Tropp Eden R
438 170 16 90	CND	2	0.01	0.50	0.0040	\$497.56	\$1.99	0.00	0.00	0.0000	\$4,819.78	\$0.00	\$1.98	Mejia Gerardo M&Maria
438 170 16 91	CND	2	0.01	0.50	0.0040	\$497.56	\$1.99	0.00	0.00	0.0000	\$4,819.78	\$0.00	\$1.98	Serrano Robert J
438 170 16 92	CND	2	0.01	0.50	0.0040	\$497.56	\$1.99	0.00	0.00	0.0000	\$4,819.78	\$0.00	\$1.98	Pacheco Isabel M Family Trust 01-19-12
438 170 17 01	CND	2	0.01	0.50	0.0040	\$497.56	\$1.99	0.00	0.00	0.0000	\$4,819.78	\$0.00	\$1.98	Hynier Paciencia R
438 170 17 02	CND	2	0.01	0.50	0.0040	\$497.56	\$1.99	0.00	0.00	0.0000	\$4,819.78	\$0.00	\$1.98	Papierniak Renee
438 170 17 03	CND	2	0.01	0.50	0.0040	\$497.56	\$1.99	0.00	0.00	0.0000	\$4,819.78	\$0.00	\$1.98	Liang Trust 09-26-94
438 170 17 04	CND	2	0.01	0.50	0.0040	\$497.56	\$1.99	0.00	0.00	0.0000	\$4,819.78	\$0.00	\$1.98	Hastings Family Trust 11-17-05
438 170 17 05	CND	2	0.01	0.50	0.0040	\$497.56	\$1.99	0.00	0.00	0.0000	\$4,819.78	\$0.00	\$1.98	Lansdale Lawrence&Alison Living Trust
438 170 17 06	CND	2	0.01	0.50	0.0040	\$497.56	\$1.99	0.00	0.00	0.0000	\$4,819.78	\$0.00	\$1.98	Treanor Karen
438 170 17 07	CND	2	0.01	0.50	0.0040	\$497.56	\$1.99	0.00	0.00	0.0000	\$4,819.78	\$0.00	\$1.98	Stasik Marta
438 170 17 08	CND	2	0.01	0.50	0.0040	\$497.56	\$1.99	0.00	0.00	0.0000	\$4,819.78	\$0.00	\$1.98	Economous Melinda A
438 170 17 09	CND	2	0.01	0.50	0.0040	\$497.56	\$1.99	0.00	0.00	0.0000	\$4,819.78	\$0.00	\$1.98	Baracz&Hubert Family 2014 Trust
438 170 17 10	CND	2	0.01	0.50	0.0040	\$497.56	\$1.99	0.00	0.00	0.0000	\$4,819.78	\$0.00	\$1.98	Green Family Trust
438 170 17 11	CND	2	0.01	0.50	0.0040	\$497.56	\$1.99	0.00	0.00	0.0000	\$4,819.78	\$0.00	\$1.98	Gillett Brenda E
438 170 17 12	CND	2	0.01	0.50	0.0040	\$497.56	\$1.99	0.00	0.00	0.0000	\$4,819.78	\$0.00	\$1.98	Morgan Floyd J&Shannon
438 170 17 13	CND	2	0.01	0.50	0.0040	\$497.56	\$1.99	0.00	0.00	0.0000	\$4,819.78	\$0.00	\$1.98	Cano Ian
438 170 17 14	CND	2	0.01	0.50	0.0040	\$497.56	\$1.99	0.00	0.00	0.0000	\$4,819.78	\$0.00	\$1.98	Lamont G Trust 07-11-01
438 170 17 15	CND	2	0.01	0.50	0.0040	\$497.56	\$1.99	0.00	0.00	0.0000	\$4,819.78	\$0.00	\$1.98	Papadatos Emanuel G&Dimitra
438 170 17 16	CND	2	0.01	0.50	0.0040	\$497.56	\$1.99	0.00	0.00	0.0000	\$4,819.78	\$0.00	\$1.98	Green William W Iii

EXHIBIT C - Assessment Roll (Fiscal Year 2016)
First San Diego River Improvement Project Maintenance Assessment District

Parcel Number	Land Use ⁽¹⁾	Zone Number	Community Aesthetics Enhancement					Flood Control/Safety					FY 2016 ⁽³⁾ Assessment	Owner Name
			Net Area (Acres)	Zone Factor	EBA ⁽²⁾	Unit Cost	Assessment	Benefit Area (Acres)	Composite Benefit Factor	EBA ⁽²⁾	Unit Cost	Assessment		
438 170 17 17	CND	2	0.01	0.50	0.0040	\$497.56	\$1.99	0.00	0.00	0.0000	\$4,819.78	\$0.00	\$1.98	Khorram Marsha L 2011 Trust 08-31-11
438 170 17 18	CND	2	0.01	0.50	0.0040	\$497.56	\$1.99	0.00	0.00	0.0000	\$4,819.78	\$0.00	\$1.98	Geissinger George L
438 170 17 19	CND	2	0.01	0.50	0.0040	\$497.56	\$1.99	0.00	0.00	0.0000	\$4,819.78	\$0.00	\$1.98	Moore John D&Cathleen
438 170 17 20	CND	2	0.01	0.50	0.0040	\$497.56	\$1.99	0.00	0.00	0.0000	\$4,819.78	\$0.00	\$1.98	Goodman Chase G
438 170 17 21	CND	2	0.01	0.50	0.0040	\$497.56	\$1.99	0.00	0.00	0.0000	\$4,819.78	\$0.00	\$1.98	Green William W Iii&Sharyn K
438 170 17 22	CND	2	0.01	0.50	0.0040	\$497.56	\$1.99	0.00	0.00	0.0000	\$4,819.78	\$0.00	\$1.98	Pieper Philip&Joanna
438 170 17 23	CND	2	0.01	0.50	0.0040	\$497.56	\$1.99	0.00	0.00	0.0000	\$4,819.78	\$0.00	\$1.98	Haar 401 K Plan
438 170 17 24	CND	2	0.01	0.50	0.0040	\$497.56	\$1.99	0.00	0.00	0.0000	\$4,819.78	\$0.00	\$1.98	Tarpey Brian G&Daryl A
438 170 17 25	CND	2	0.01	0.50	0.0040	\$497.56	\$1.99	0.00	0.00	0.0000	\$4,819.78	\$0.00	\$1.98	Almandoz Mary J Trust 10-07-93
438 170 17 26	CND	2	0.01	0.50	0.0040	\$497.56	\$1.99	0.00	0.00	0.0000	\$4,819.78	\$0.00	\$1.98	Rogers William&Julia
438 170 17 27	CND	2	0.01	0.50	0.0040	\$497.56	\$1.99	0.00	0.00	0.0000	\$4,819.78	\$0.00	\$1.98	Mikschl Donna
438 170 17 28	CND	2	0.01	0.50	0.0040	\$497.56	\$1.99	0.00	0.00	0.0000	\$4,819.78	\$0.00	\$1.98	Devereux Brian L
438 170 17 29	CND	2	0.01	0.50	0.0040	\$497.56	\$1.99	0.00	0.00	0.0000	\$4,819.78	\$0.00	\$1.98	Ieler Nancy L
438 170 17 30	CND	2	0.01	0.50	0.0040	\$497.56	\$1.99	0.00	0.00	0.0000	\$4,819.78	\$0.00	\$1.98	Kellogg Holly
438 170 17 31	CND	2	0.01	0.50	0.0040	\$497.56	\$1.99	0.00	0.00	0.0000	\$4,819.78	\$0.00	\$1.98	Hughes Jonathan W&Pazar Gitta
438 170 17 32	CND	2	0.01	0.50	0.0040	\$497.56	\$1.99	0.00	0.00	0.0000	\$4,819.78	\$0.00	\$1.98	Franklin Donna
438 170 17 33	CND	2	0.01	0.50	0.0040	\$497.56	\$1.99	0.00	0.00	0.0000	\$4,819.78	\$0.00	\$1.98	Hartnett Elaine M Living Trust 05-05-11
438 170 17 34	CND	2	0.01	0.50	0.0040	\$497.56	\$1.99	0.00	0.00	0.0000	\$4,819.78	\$0.00	\$1.98	Crivello Cheryl A
438 170 17 35	CND	2	0.01	0.50	0.0040	\$497.56	\$1.99	0.00	0.00	0.0000	\$4,819.78	\$0.00	\$1.98	Maxwell Slim A J Revocable Trust 09-17-01
438 170 17 36	CND	2	0.01	0.50	0.0040	\$497.56	\$1.99	0.00	0.00	0.0000	\$4,819.78	\$0.00	\$1.98	Fu Jerry Li-Ren
438 170 17 37	CND	2	0.01	0.50	0.0040	\$497.56	\$1.99	0.00	0.00	0.0000	\$4,819.78	\$0.00	\$1.98	Ng Samuel Ringtim&Shuky Shukman
438 170 17 38	CND	2	0.01	0.50	0.0040	\$497.56	\$1.99	0.00	0.00	0.0000	\$4,819.78	\$0.00	\$1.98	Lacher Robert
438 170 17 39	CND	2	0.01	0.50	0.0040	\$497.56	\$1.99	0.00	0.00	0.0000	\$4,819.78	\$0.00	\$1.98	Delacruz Henriquez Jr Trust 05-13-04
438 170 17 40	CND	2	0.01	0.50	0.0040	\$497.56	\$1.99	0.00	0.00	0.0000	\$4,819.78	\$0.00	\$1.98	Sadeghi Masoud
438 170 17 41	CND	2	0.01	0.50	0.0040	\$497.56	\$1.99	0.00	0.00	0.0000	\$4,819.78	\$0.00	\$1.98	Berg David M
438 170 17 42	CND	2	0.01	0.50	0.0040	\$497.56	\$1.99	0.00	0.00	0.0000	\$4,819.78	\$0.00	\$1.98	Singer Jennifer Trust 05-10-13
438 170 17 43	CND	2	0.01	0.50	0.0040	\$497.56	\$1.99	0.00	0.00	0.0000	\$4,819.78	\$0.00	\$1.98	Kogan Gene
438 170 17 44	CND	2	0.01	0.50	0.0040	\$497.56	\$1.99	0.00	0.00	0.0000	\$4,819.78	\$0.00	\$1.98	Vandeusen Paul
438 170 17 45	CND	2	0.01	0.50	0.0040	\$497.56	\$1.99	0.00	0.00	0.0000	\$4,819.78	\$0.00	\$1.98	Leeds&Ross Condominium Ventures L L C
438 170 17 46	CND	2	0.01	0.50	0.0040	\$497.56	\$1.99	0.00	0.00	0.0000	\$4,819.78	\$0.00	\$1.98	Pecus Edward S&Lisa M Trs
438 170 17 47	CND	2	0.01	0.50	0.0040	\$497.56	\$1.99	0.00	0.00	0.0000	\$4,819.78	\$0.00	\$1.98	Murphy Rosa
438 170 17 48	CND	2	0.01	0.50	0.0040	\$497.56	\$1.99	0.00	0.00	0.0000	\$4,819.78	\$0.00	\$1.98	George Garry L
438 170 18 01	CND	1	0.02	1.00	0.0247	\$497.56	\$12.30	0.00	0.00	0.0000	\$4,819.78	\$0.00	\$12.30	Siegel Barry
438 170 18 02	CND	1	0.02	1.00	0.0247	\$497.56	\$12.30	0.00	0.00	0.0000	\$4,819.78	\$0.00	\$12.30	Peterkin John R Jr
438 170 18 03	CND	1	0.02	1.00	0.0247	\$497.56	\$12.30	0.00	0.00	0.0000	\$4,819.78	\$0.00	\$12.30	Popp Kurt G
438 170 18 04	CND	1	0.02	1.00	0.0247	\$497.56	\$12.30	0.00	0.00	0.0000	\$4,819.78	\$0.00	\$12.30	Gontar Vladimir&Rita
438 170 18 05	CND	1	0.02	1.00	0.0247	\$497.56	\$12.30	0.00	0.00	0.0000	\$4,819.78	\$0.00	\$12.30	Dubow Leslie W
438 170 18 06	CND	1	0.02	1.00	0.0247	\$497.56	\$12.30	0.00	0.00	0.0000	\$4,819.78	\$0.00	\$12.30	Benevides Maria I
438 170 18 07	CND	1	0.02	1.00	0.0247	\$497.56	\$12.30	0.00	0.00	0.0000	\$4,819.78	\$0.00	\$12.30	K&P Webb Family L L C
438 170 18 08	CND	1	0.02	1.00	0.0247	\$497.56	\$12.30	0.00	0.00	0.0000	\$4,819.78	\$0.00	\$12.30	Lucchese Marcio C
438 170 18 09	CND	1	0.02	1.00	0.0247	\$497.56	\$12.30	0.00	0.00	0.0000	\$4,819.78	\$0.00	\$12.30	K&P Webb Family L L C
438 170 18 10	CND	1	0.02	1.00	0.0247	\$497.56	\$12.30	0.00	0.00	0.0000	\$4,819.78	\$0.00	\$12.30	Santos Danilo C&Salao-Santos Zenaida
438 170 18 11	CND	1	0.02	1.00	0.0247	\$497.56	\$12.30	0.00	0.00	0.0000	\$4,819.78	\$0.00	\$12.30	Rozenman Semyon&Eugenia
438 170 18 12	CND	1	0.02	1.00	0.0247	\$497.56	\$12.30	0.00	0.00	0.0000	\$4,819.78	\$0.00	\$12.30	Nikolaev Dennis V
438 170 18 13	CND	1	0.02	1.00	0.0247	\$497.56	\$12.30	0.00	0.00	0.0000	\$4,819.78	\$0.00	\$12.30	Dewitt Donovan L
438 170 18 14	CND	1	0.02	1.00	0.0247	\$497.56	\$12.30	0.00	0.00	0.0000	\$4,819.78	\$0.00	\$12.30	Agbessi Germaine

EXHIBIT C - Assessment Roll (Fiscal Year 2016)
First San Diego River Improvement Project Maintenance Assessment District

Parcel Number	Land Use ⁽¹⁾	Zone Number	Community Aesthetics Enhancement					Flood Control/Safety					FY 2016 ⁽³⁾ Assessment	Owner Name
			Net Area (Acres)	Zone Factor	EBA ⁽²⁾	Unit Cost	Assessment	Benefit Area (Acres)	Composite Benefit Factor	EBA ⁽²⁾	Unit Cost	Assessment		
438 170 18 15	CND	1	0.02	1.00	0.0247	\$497.56	\$12.30	0.00	0.00	0.0000	\$4,819.78	\$0.00	\$12.30	Pedersen Roy M Family Survivors Trust 10-26-83
438 170 18 16	CND	1	0.02	1.00	0.0247	\$497.56	\$12.30	0.00	0.00	0.0000	\$4,819.78	\$0.00	\$12.30	Green William W Iii
438 170 18 17	CND	1	0.02	1.00	0.0247	\$497.56	\$12.30	0.00	0.00	0.0000	\$4,819.78	\$0.00	\$12.30	Pedersen Roy M Family Survivors Trust 10-26-83
438 170 18 18	CND	1	0.02	1.00	0.0247	\$497.56	\$12.30	0.00	0.00	0.0000	\$4,819.78	\$0.00	\$12.30	Pedersen Roy M Family Survivors Trust 10-26-83
438 170 18 19	CND	1	0.02	1.00	0.0247	\$497.56	\$12.30	0.00	0.00	0.0000	\$4,819.78	\$0.00	\$12.30	Badiozamani Arya
438 170 18 20	CND	1	0.02	1.00	0.0247	\$497.56	\$12.30	0.00	0.00	0.0000	\$4,819.78	\$0.00	\$12.30	Necochea Ana C
438 170 18 21	CND	1	0.02	1.00	0.0247	\$497.56	\$12.30	0.00	0.00	0.0000	\$4,819.78	\$0.00	\$12.30	Ibbs Patricia F
438 170 18 22	CND	1	0.02	1.00	0.0247	\$497.56	\$12.30	0.00	0.00	0.0000	\$4,819.78	\$0.00	\$12.30	Liang Trust 06-06-94
438 170 18 23	CND	1	0.02	1.00	0.0247	\$497.56	\$12.30	0.00	0.00	0.0000	\$4,819.78	\$0.00	\$12.30	Domingo Primavir
438 170 18 24	CND	1	0.02	1.00	0.0247	\$497.56	\$12.30	0.00	0.00	0.0000	\$4,819.78	\$0.00	\$12.30	Mccreery Christine C Revocable 1999 Trust 05-05-99
438 170 18 25	CND	1	0.02	1.00	0.0247	\$497.56	\$12.30	0.00	0.00	0.0000	\$4,819.78	\$0.00	\$12.30	Duran Clarissa
438 170 18 26	CND	1	0.02	1.00	0.0247	\$497.56	\$12.30	0.00	0.00	0.0000	\$4,819.78	\$0.00	\$12.30	Green William W Iii&Sharyn K
438 170 18 27	CND	1	0.02	1.00	0.0247	\$497.56	\$12.30	0.00	0.00	0.0000	\$4,819.78	\$0.00	\$12.30	Heydarian Khosro R
438 170 18 28	CND	1	0.02	1.00	0.0247	\$497.56	\$12.30	0.00	0.00	0.0000	\$4,819.78	\$0.00	\$12.30	Luna Leanna Living Trust 12-13-10
438 170 18 29	CND	1	0.02	1.00	0.0247	\$497.56	\$12.30	0.00	0.00	0.0000	\$4,819.78	\$0.00	\$12.30	Mehta Piyushkumar
438 170 18 30	CND	1	0.02	1.00	0.0247	\$497.56	\$12.30	0.00	0.00	0.0000	\$4,819.78	\$0.00	\$12.30	Amador Roberto&Bustamante Nilska T
438 170 18 31	CND	1	0.02	1.00	0.0247	\$497.56	\$12.30	0.00	0.00	0.0000	\$4,819.78	\$0.00	\$12.30	Fadaeian Majid&Heydarinassab Fatemeh
438 170 18 32	CND	1	0.02	1.00	0.0247	\$497.56	\$12.30	0.00	0.00	0.0000	\$4,819.78	\$0.00	\$12.30	Sutherland Family Trust 12-10-91
438 170 18 33	CND	1	0.02	1.00	0.0247	\$497.56	\$12.30	0.00	0.00	0.0000	\$4,819.78	\$0.00	\$12.30	Gray Family Trust 11-15-00
438 170 18 34	CND	1	0.02	1.00	0.0247	\$497.56	\$12.30	0.00	0.00	0.0000	\$4,819.78	\$0.00	\$12.30	Hirahara Lance&Melanie R
438 170 18 35	CND	1	0.02	1.00	0.0247	\$497.56	\$12.30	0.00	0.00	0.0000	\$4,819.78	\$0.00	\$12.30	Tomaselle Thomas M
438 170 18 36	CND	1	0.02	1.00	0.0247	\$497.56	\$12.30	0.00	0.00	0.0000	\$4,819.78	\$0.00	\$12.30	Sutherland Family Trust 12-10-91
438 170 18 37	CND	1	0.02	1.00	0.0247	\$497.56	\$12.30	0.00	0.00	0.0000	\$4,819.78	\$0.00	\$12.30	Gray Family Trust 11-15-00
438 170 18 38	CND	1	0.02	1.00	0.0247	\$497.56	\$12.30	0.00	0.00	0.0000	\$4,819.78	\$0.00	\$12.30	Sutherland Family Trust 12-10-91
438 170 18 39	CND	1	0.02	1.00	0.0247	\$497.56	\$12.30	0.00	0.00	0.0000	\$4,819.78	\$0.00	\$12.30	Inzunza Jacqueline U
438 170 18 40	CND	1	0.02	1.00	0.0247	\$497.56	\$12.30	0.00	0.00	0.0000	\$4,819.78	\$0.00	\$12.30	Inzunza Jacqueline U
438 170 18 41	CND	1	0.02	1.00	0.0247	\$497.56	\$12.30	0.00	0.00	0.0000	\$4,819.78	\$0.00	\$12.30	Inzunza Jacqueline U
438 170 18 42	CND	1	0.02	1.00	0.0247	\$497.56	\$12.30	0.00	0.00	0.0000	\$4,819.78	\$0.00	\$12.30	Pedone Daniel R Revocable Living Trust 10-06-14
438 170 18 43	CND	1	0.02	1.00	0.0247	\$497.56	\$12.30	0.00	0.00	0.0000	\$4,819.78	\$0.00	\$12.30	Inzunza Jacqueline U
438 170 18 44	CND	1	0.02	1.00	0.0247	\$497.56	\$12.30	0.00	0.00	0.0000	\$4,819.78	\$0.00	\$12.30	Inzunza Jacqueline U
438 170 18 45	CND	1	0.02	1.00	0.0247	\$497.56	\$12.30	0.00	0.00	0.0000	\$4,819.78	\$0.00	\$12.30	Inzunza Jacqueline U
438 170 18 46	CND	1	0.02	1.00	0.0247	\$497.56	\$12.30	0.00	0.00	0.0000	\$4,819.78	\$0.00	\$12.30	Berg David M
438 170 18 47	CND	1	0.02	1.00	0.0247	\$497.56	\$12.30	0.00	0.00	0.0000	\$4,819.78	\$0.00	\$12.30	Cory Lynne R
438 170 18 48	CND	1	0.02	1.00	0.0247	\$497.56	\$12.30	0.00	0.00	0.0000	\$4,819.78	\$0.00	\$12.30	Korat Mukesh
438 170 18 49	CND	1	0.02	1.00	0.0247	\$497.56	\$12.30	0.00	0.00	0.0000	\$4,819.78	\$0.00	\$12.30	Korat Dilipkumar V
438 170 18 50	CND	1	0.02	1.00	0.0247	\$497.56	\$12.30	0.00	0.00	0.0000	\$4,819.78	\$0.00	\$12.30	Ouellette Art Est Of
438 170 18 51	CND	1	0.02	1.00	0.0247	\$497.56	\$12.30	0.00	0.00	0.0000	\$4,819.78	\$0.00	\$12.30	Patel Neil H
438 170 18 52	CND	1	0.02	1.00	0.0247	\$497.56	\$12.30	0.00	0.00	0.0000	\$4,819.78	\$0.00	\$12.30	Harris Margaret A
438 170 18 53	CND	1	0.02	1.00	0.0247	\$497.56	\$12.30	0.00	0.00	0.0000	\$4,819.78	\$0.00	\$12.30	Stroumpos Paula J
438 170 18 54	CND	1	0.02	1.00	0.0247	\$497.56	\$12.30	0.00	0.00	0.0000	\$4,819.78	\$0.00	\$12.30	Malekshahi Farzaneh
438 170 18 55	CND	1	0.02	1.00	0.0247	\$497.56	\$12.30	0.00	0.00	0.0000	\$4,819.78	\$0.00	\$12.30	Berg David M
438 170 18 56	CND	1	0.02	1.00	0.0247	\$497.56	\$12.30	0.00	0.00	0.0000	\$4,819.78	\$0.00	\$12.30	Green Family Trust 06-16-93
438 170 18 57	CND	1	0.02	1.00	0.0247	\$497.56	\$12.30	0.00	0.00	0.0000	\$4,819.78	\$0.00	\$12.30	Biggs Brett E
438 170 18 58	CND	1	0.02	1.00	0.0247	\$497.56	\$12.30	0.00	0.00	0.0000	\$4,819.78	\$0.00	\$12.30	Wile Peter B&Laura Trust 11-02-88
438 170 18 59	CND	1	0.02	1.00	0.0247	\$497.56	\$12.30	0.00	0.00	0.0000	\$4,819.78	\$0.00	\$12.30	Burak Paul&Dyanna
438 170 18 60	CND	1	0.02	1.00	0.0247	\$497.56	\$12.30	0.00	0.00	0.0000	\$4,819.78	\$0.00	\$12.30	Jordan Sharon M

EXHIBIT C - Assessment Roll (Fiscal Year 2016)
First San Diego River Improvement Project Maintenance Assessment District

Parcel Number	Land Use ⁽¹⁾	Zone Number	Community Aesthetics Enhancement					Flood Control/Safety					FY 2016 ⁽³⁾ Assessment	Owner Name
			Net Area (Acres)	Zone Factor	EBA ⁽²⁾	Unit Cost	Assessment	Benefit Area (Acres)	Composite Benefit Factor	EBA ⁽²⁾	Unit Cost	Assessment		
438 170 18 61	CND	1	0.02	1.00	0.0247	\$497.56	\$12.30	0.00	0.00	0.0000	\$4,819.78	\$0.00	\$12.30	Cheatham Janet
438 170 18 62	CND	1	0.02	1.00	0.0247	\$497.56	\$12.30	0.00	0.00	0.0000	\$4,819.78	\$0.00	\$12.30	Johnson Alvin Dwayne
438 170 18 63	CND	1	0.02	1.00	0.0247	\$497.56	\$12.30	0.00	0.00	0.0000	\$4,819.78	\$0.00	\$12.30	Nguyen Thanh Viet&Hong Ung Thi
438 170 18 64	CND	1	0.02	1.00	0.0247	\$497.56	\$12.30	0.00	0.00	0.0000	\$4,819.78	\$0.00	\$12.30	Pelletier Family Trust 11-19-08
438 170 18 65	CND	1	0.02	1.00	0.0247	\$497.56	\$12.30	0.00	0.00	0.0000	\$4,819.78	\$0.00	\$12.30	Valentine Anne C
438 170 18 66	CND	1	0.02	1.00	0.0247	\$497.56	\$12.30	0.00	0.00	0.0000	\$4,819.78	\$0.00	\$12.30	Olszower Henry&Esther
438 170 18 67	CND	1	0.02	1.00	0.0247	\$497.56	\$12.30	0.00	0.00	0.0000	\$4,819.78	\$0.00	\$12.30	Straily Nancy E
438 170 18 68	CND	1	0.02	1.00	0.0247	\$497.56	\$12.30	0.00	0.00	0.0000	\$4,819.78	\$0.00	\$12.30	Mendoza Michael B
438 170 18 69	CND	1	0.02	1.00	0.0247	\$497.56	\$12.30	0.00	0.00	0.0000	\$4,819.78	\$0.00	\$12.30	Green Family Trust 06-16-92 Et Al
438 170 18 70	CND	1	0.02	1.00	0.0247	\$497.56	\$12.30	0.00	0.00	0.0000	\$4,819.78	\$0.00	\$12.30	Mancini Ingrid U
438 170 19 01	CND	1	0.02	1.00	0.0247	\$497.56	\$12.30	0.00	0.00	0.0000	\$4,819.78	\$0.00	\$12.30	Kafalas-May Rita-Maria L
438 170 19 02	CND	1	0.02	1.00	0.0247	\$497.56	\$12.30	0.00	0.00	0.0000	\$4,819.78	\$0.00	\$12.30	Reisman Living Trust 03-28-07
438 170 19 03	CND	1	0.02	1.00	0.0247	\$497.56	\$12.30	0.00	0.00	0.0000	\$4,819.78	\$0.00	\$12.30	Olszower Living Trust 06-23-00
438 170 19 04	CND	1	0.02	1.00	0.0247	\$497.56	\$12.30	0.00	0.00	0.0000	\$4,819.78	\$0.00	\$12.30	Sassaman Family Trust 06-27-95
438 170 19 05	CND	1	0.02	1.00	0.0247	\$497.56	\$12.30	0.00	0.00	0.0000	\$4,819.78	\$0.00	\$12.30	Morton Trust 12-17-86
438 170 19 06	CND	1	0.02	1.00	0.0247	\$497.56	\$12.30	0.00	0.00	0.0000	\$4,819.78	\$0.00	\$12.30	Dostal Family Trust 11-09-94
438 170 19 07	CND	1	0.02	1.00	0.0247	\$497.56	\$12.30	0.00	0.00	0.0000	\$4,819.78	\$0.00	\$12.30	Shih James S
438 170 19 08	CND	1	0.02	1.00	0.0247	\$497.56	\$12.30	0.00	0.00	0.0000	\$4,819.78	\$0.00	\$12.30	Deloscobos Martha
438 170 19 09	CND	1	0.02	1.00	0.0247	\$497.56	\$12.30	0.00	0.00	0.0000	\$4,819.78	\$0.00	\$12.30	Reynolds Family Trust 07-28-04
438 170 19 10	CND	1	0.02	1.00	0.0247	\$497.56	\$12.30	0.00	0.00	0.0000	\$4,819.78	\$0.00	\$12.30	Agbessi Germaine
438 170 19 11	CND	1	0.02	1.00	0.0247	\$497.56	\$12.30	0.00	0.00	0.0000	\$4,819.78	\$0.00	\$12.30	Stune Robert C Ii
438 170 19 12	CND	1	0.02	1.00	0.0247	\$497.56	\$12.30	0.00	0.00	0.0000	\$4,819.78	\$0.00	\$12.30	May Amanda E
438 170 19 13	CND	1	0.02	1.00	0.0247	\$497.56	\$12.30	0.00	0.00	0.0000	\$4,819.78	\$0.00	\$12.30	Insyxiemay Kerry
438 170 19 14	CND	1	0.02	1.00	0.0247	\$497.56	\$12.30	0.00	0.00	0.0000	\$4,819.78	\$0.00	\$12.30	Retsch Jennifer
438 170 19 15	CND	1	0.02	1.00	0.0247	\$497.56	\$12.30	0.00	0.00	0.0000	\$4,819.78	\$0.00	\$12.30	Green William W Iii
438 170 19 16	CND	1	0.02	1.00	0.0247	\$497.56	\$12.30	0.00	0.00	0.0000	\$4,819.78	\$0.00	\$12.30	Ochoa Joseph T Sr&Deborah S
438 170 19 17	CND	1	0.02	1.00	0.0247	\$497.56	\$12.30	0.00	0.00	0.0000	\$4,819.78	\$0.00	\$12.30	Reynolds Family Trust 07-28-04
438 170 19 18	CND	1	0.02	1.00	0.0247	\$497.56	\$12.30	0.00	0.00	0.0000	\$4,819.78	\$0.00	\$12.30	Sheldon Kirk R
438 170 19 19	CND	1	0.02	1.00	0.0247	\$497.56	\$12.30	0.00	0.00	0.0000	\$4,819.78	\$0.00	\$12.30	Gray Family Trust 11-15-00
438 170 19 20	CND	1	0.02	1.00	0.0247	\$497.56	\$12.30	0.00	0.00	0.0000	\$4,819.78	\$0.00	\$12.30	Arciniega Nicolas&Furbish Sudit
438 170 19 21	CND	1	0.02	1.00	0.0247	\$497.56	\$12.30	0.00	0.00	0.0000	\$4,819.78	\$0.00	\$12.30	Ludecke Alan J&Renate Family Trust 01-30-91
438 170 19 22	CND	1	0.02	1.00	0.0247	\$497.56	\$12.30	0.00	0.00	0.0000	\$4,819.78	\$0.00	\$12.30	Cook Arlene T Trust
438 170 19 23	CND	1	0.02	1.00	0.0247	\$497.56	\$12.30	0.00	0.00	0.0000	\$4,819.78	\$0.00	\$12.30	Hathaway Joan M Trust 11-13-96
438 170 19 24	CND	1	0.02	1.00	0.0247	\$497.56	\$12.30	0.00	0.00	0.0000	\$4,819.78	\$0.00	\$12.30	Sepehri Abtin
438 170 19 25	CND	1	0.02	1.00	0.0247	\$497.56	\$12.30	0.00	0.00	0.0000	\$4,819.78	\$0.00	\$12.30	Barrett Family 1986 Trust
438 170 19 26	CND	1	0.02	1.00	0.0247	\$497.56	\$12.30	0.00	0.00	0.0000	\$4,819.78	\$0.00	\$12.30	Barrett Family 1986 Trust
438 170 19 27	CND	1	0.02	1.00	0.0247	\$497.56	\$12.30	0.00	0.00	0.0000	\$4,819.78	\$0.00	\$12.30	Barrett Family 1996 Trust
438 170 19 28	CND	1	0.02	1.00	0.0247	\$497.56	\$12.30	0.00	0.00	0.0000	\$4,819.78	\$0.00	\$12.30	Barrett Family 1986 Trust
438 170 19 29	CND	1	0.02	1.00	0.0247	\$497.56	\$12.30	0.00	0.00	0.0000	\$4,819.78	\$0.00	\$12.30	Barrett Breffni C
438 170 19 30	CND	1	0.02	1.00	0.0247	\$497.56	\$12.30	0.00	0.00	0.0000	\$4,819.78	\$0.00	\$12.30	Barrett Breffni&Glaysd C
438 170 19 31	CND	1	0.02	1.00	0.0247	\$497.56	\$12.30	0.00	0.00	0.0000	\$4,819.78	\$0.00	\$12.30	Barrett Family 1996 Trust
438 170 19 32	CND	1	0.02	1.00	0.0247	\$497.56	\$12.30	0.00	0.00	0.0000	\$4,819.78	\$0.00	\$12.30	Barrett Family 1986 Trust
438 170 19 33	CND	1	0.02	1.00	0.0247	\$497.56	\$12.30	0.00	0.00	0.0000	\$4,819.78	\$0.00	\$12.30	Moniz Lynette R Trust 03-24-04
438 170 19 34	CND	1	0.02	1.00	0.0247	\$497.56	\$12.30	0.00	0.00	0.0000	\$4,819.78	\$0.00	\$12.30	Sellers Kimberly
438 170 19 35	CND	1	0.02	1.00	0.0247	\$497.56	\$12.30	0.00	0.00	0.0000	\$4,819.78	\$0.00	\$12.30	Fowler Karin Trust 07-30-08
438 170 19 36	CND	1	0.02	1.00	0.0247	\$497.56	\$12.30	0.00	0.00	0.0000	\$4,819.78	\$0.00	\$12.30	La-Thai Lynn

EXHIBIT C - Assessment Roll (Fiscal Year 2016)
First San Diego River Improvement Project Maintenance Assessment District

Parcel Number	Land Use ⁽¹⁾	Zone Number	Community Aesthetics Enhancement					Flood Control/Safety					FY 2016 ⁽³⁾ Assessment	Owner Name
			Net Area (Acres)	Zone Factor	EBA ⁽²⁾	Unit Cost	Assessment	Benefit Area (Acres)	Composite Benefit Factor	EBA ⁽²⁾	Unit Cost	Assessment		
438 170 19 37	CND	1	0.02	1.00	0.0247	\$497.56	\$12.30	0.00	0.00	0.0000	\$4,819.78	\$0.00	\$12.30	Rosengrant Carl W
438 170 19 38	CND	1	0.02	1.00	0.0247	\$497.56	\$12.30	0.00	0.00	0.0000	\$4,819.78	\$0.00	\$12.30	Hershman Brian S
438 170 19 39	CND	1	0.02	1.00	0.0247	\$497.56	\$12.30	0.00	0.00	0.0000	\$4,819.78	\$0.00	\$12.30	Chralowicz Donna A
438 170 19 40	CND	1	0.02	1.00	0.0247	\$497.56	\$12.30	0.00	0.00	0.0000	\$4,819.78	\$0.00	\$12.30	Marsh Edward W Iii
438 170 19 41	CND	1	0.02	1.00	0.0247	\$497.56	\$12.30	0.00	0.00	0.0000	\$4,819.78	\$0.00	\$12.30	Schwartz Lee
438 170 19 42	CND	1	0.02	1.00	0.0247	\$497.56	\$12.30	0.00	0.00	0.0000	\$4,819.78	\$0.00	\$12.30	Green William W Iii
438 170 19 43	CND	1	0.02	1.00	0.0247	\$497.56	\$12.30	0.00	0.00	0.0000	\$4,819.78	\$0.00	\$12.30	Engberg Robert E&Sherry Family Trust
438 170 19 44	CND	1	0.02	1.00	0.0247	\$497.56	\$12.30	0.00	0.00	0.0000	\$4,819.78	\$0.00	\$12.30	Sepehri Iraj Family Trust 04-02-08
438 170 19 45	CND	1	0.02	1.00	0.0247	\$497.56	\$12.30	0.00	0.00	0.0000	\$4,819.78	\$0.00	\$12.30	R K B Quality Investments L L C
438 170 19 46	CND	1	0.02	1.00	0.0247	\$497.56	\$12.30	0.00	0.00	0.0000	\$4,819.78	\$0.00	\$12.30	Gracia Ricardo
438 170 19 47	CND	1	0.02	1.00	0.0247	\$497.56	\$12.30	0.00	0.00	0.0000	\$4,819.78	\$0.00	\$12.30	Nawir Ferrin R
438 170 19 48	CND	1	0.02	1.00	0.0247	\$497.56	\$12.30	0.00	0.00	0.0000	\$4,819.78	\$0.00	\$12.30	Arbor-Sol Llc
438 170 19 49	CND	1	0.02	1.00	0.0247	\$497.56	\$12.30	0.00	0.00	0.0000	\$4,819.78	\$0.00	\$12.30	Haberfield Ralph H Revocable Trust 01-11-02
438 170 19 50	CND	1	0.02	1.00	0.0247	\$497.56	\$12.30	0.00	0.00	0.0000	\$4,819.78	\$0.00	\$12.30	Greeley Family Trust 07-07-88
438 170 19 51	CND	1	0.02	1.00	0.0247	\$497.56	\$12.30	0.00	0.00	0.0000	\$4,819.78	\$0.00	\$12.30	Katz Family Trust 01-27-00
438 170 19 52	CND	1	0.02	1.00	0.0247	\$497.56	\$12.30	0.00	0.00	0.0000	\$4,819.78	\$0.00	\$12.30	Haberfield Ralph H Revocable Trust 01-11-02
438 170 19 53	CND	1	0.02	1.00	0.0247	\$497.56	\$12.30	0.00	0.00	0.0000	\$4,819.78	\$0.00	\$12.30	Greeley Family Trust 07-07-88
438 170 19 54	CND	1	0.02	1.00	0.0247	\$497.56	\$12.30	0.00	0.00	0.0000	\$4,819.78	\$0.00	\$12.30	Heidarian-Kazemi Jila&Heidarian Cirous
438 170 19 55	CND	1	0.02	1.00	0.0247	\$497.56	\$12.30	0.00	0.00	0.0000	\$4,819.78	\$0.00	\$12.30	W R T Family Revocable Trust 04-20-10
438 170 19 56	CND	1	0.02	1.00	0.0247	\$497.56	\$12.30	0.00	0.00	0.0000	\$4,819.78	\$0.00	\$12.30	Katz Family Trust 01-27-00
438 170 19 57	CND	1	0.02	1.00	0.0247	\$497.56	\$12.30	0.00	0.00	0.0000	\$4,819.78	\$0.00	\$12.30	Pedersen Family Trust 10-26-83
438 170 19 58	CND	1	0.02	1.00	0.0247	\$497.56	\$12.30	0.00	0.00	0.0000	\$4,819.78	\$0.00	\$12.30	Green William W Iii
438 170 19 59	CND	1	0.02	1.00	0.0247	\$497.56	\$12.30	0.00	0.00	0.0000	\$4,819.78	\$0.00	\$12.30	Green William W Iii
438 170 19 60	CND	1	0.02	1.00	0.0247	\$497.56	\$12.30	0.00	0.00	0.0000	\$4,819.78	\$0.00	\$12.30	Green William W Iii
438 170 19 61	CND	1	0.02	1.00	0.0247	\$497.56	\$12.30	0.00	0.00	0.0000	\$4,819.78	\$0.00	\$12.30	Green William W Iii
438 170 19 62	CND	1	0.02	1.00	0.0247	\$497.56	\$12.30	0.00	0.00	0.0000	\$4,819.78	\$0.00	\$12.30	Green William W Iii
438 170 19 63	CND	1	0.02	1.00	0.0247	\$497.56	\$12.30	0.00	0.00	0.0000	\$4,819.78	\$0.00	\$12.30	Green William W Iii
438 170 19 64	CND	1	0.02	1.00	0.0247	\$497.56	\$12.30	0.00	0.00	0.0000	\$4,819.78	\$0.00	\$12.30	Green William W Iii
438 170 19 65	CND	1	0.02	1.00	0.0247	\$497.56	\$12.30	0.00	0.00	0.0000	\$4,819.78	\$0.00	\$12.30	Berg David M
438 170 19 66	CND	1	0.02	1.00	0.0247	\$497.56	\$12.30	0.00	0.00	0.0000	\$4,819.78	\$0.00	\$12.30	Berg David M
438 170 19 67	CND	1	0.02	1.00	0.0247	\$497.56	\$12.30	0.00	0.00	0.0000	\$4,819.78	\$0.00	\$12.30	Berg David M
438 170 19 68	CND	1	0.02	1.00	0.0247	\$497.56	\$12.30	0.00	0.00	0.0000	\$4,819.78	\$0.00	\$12.30	Berg David M
438 170 19 69	CND	1	0.02	1.00	0.0247	\$497.56	\$12.30	0.00	0.00	0.0000	\$4,819.78	\$0.00	\$12.30	Berg David M
438 170 19 70	CND	1	0.02	1.00	0.0247	\$497.56	\$12.30	0.00	0.00	0.0000	\$4,819.78	\$0.00	\$12.30	Berg David M
438 170 19 71	CND	1	0.02	1.00	0.0247	\$497.56	\$12.30	0.00	0.00	0.0000	\$4,819.78	\$0.00	\$12.30	Berg David M
438 170 19 72	CND	1	0.02	1.00	0.0247	\$497.56	\$12.30	0.00	0.00	0.0000	\$4,819.78	\$0.00	\$12.30	Berg David M
438 170 19 73	CND	1	0.02	1.00	0.0247	\$497.56	\$12.30	0.00	0.00	0.0000	\$4,819.78	\$0.00	\$12.30	Pedersen Roy M Family Survivors Trust 10-26-83
438 170 19 74	CND	1	0.02	1.00	0.0247	\$497.56	\$12.30	0.00	0.00	0.0000	\$4,819.78	\$0.00	\$12.30	Chalom Alan
438 170 19 75	CND	1	0.02	1.00	0.0247	\$497.56	\$12.30	0.00	0.00	0.0000	\$4,819.78	\$0.00	\$12.30	Vega Beatriz
438 170 19 76	CND	1	0.02	1.00	0.0247	\$497.56	\$12.30	0.00	0.00	0.0000	\$4,819.78	\$0.00	\$12.30	Osborn Daryl
438 170 19 77	CND	1	0.02	1.00	0.0247	\$497.56	\$12.30	0.00	0.00	0.0000	\$4,819.78	\$0.00	\$12.30	Magill Terri Trust 04-17-03
438 170 19 78	CND	1	0.02	1.00	0.0247	\$497.56	\$12.30	0.00	0.00	0.0000	\$4,819.78	\$0.00	\$12.30	Nelson Elaine H
438 170 19 79	CND	1	0.02	1.00	0.0247	\$497.56	\$12.30	0.00	0.00	0.0000	\$4,819.78	\$0.00	\$12.30	Voneida Jared C&Sara A
438 170 19 80	CND	1	0.02	1.00	0.0247	\$497.56	\$12.30	0.00	0.00	0.0000	\$4,819.78	\$0.00	\$12.30	Onstott Peggy S
438 170 20 01	CND	1	0.02	1.00	0.0247	\$497.56	\$12.30	0.00	0.00	0.0000	\$4,819.78	\$0.00	\$12.30	Cordova Joe L Tr
438 170 20 02	CND	1	0.02	1.00	0.0247	\$497.56	\$12.30	0.00	0.00	0.0000	\$4,819.78	\$0.00	\$12.30	Cordova Barry

EXHIBIT C - Assessment Roll (Fiscal Year 2016)
First San Diego River Improvement Project Maintenance Assessment District

Parcel Number	Land Use ⁽¹⁾	Zone Number	Community Aesthetics Enhancement					Flood Control/Safety					FY 2016 ⁽³⁾ Assessment	Owner Name
			Net Area (Acres)	Zone Factor	EBA ⁽²⁾	Unit Cost	Assessment	Benefit Area (Acres)	Composite Benefit Factor	EBA ⁽²⁾	Unit Cost	Assessment		
438 170 20 03	CND	1	0.02	1.00	0.0247	\$497.56	\$12.30	0.00	0.00	0.0000	\$4,819.78	\$0.00	\$12.30	Cordova Joe L Tr
438 170 20 04	CND	1	0.02	1.00	0.0247	\$497.56	\$12.30	0.00	0.00	0.0000	\$4,819.78	\$0.00	\$12.30	Cordova Joe L Tr
438 170 20 05	CND	1	0.02	1.00	0.0247	\$497.56	\$12.30	0.00	0.00	0.0000	\$4,819.78	\$0.00	\$12.30	Edwards Ian A
438 170 20 06	CND	1	0.02	1.00	0.0247	\$497.56	\$12.30	0.00	0.00	0.0000	\$4,819.78	\$0.00	\$12.30	Martin Nancy
438 170 20 07	CND	1	0.02	1.00	0.0247	\$497.56	\$12.30	0.00	0.00	0.0000	\$4,819.78	\$0.00	\$12.30	Cordova Joe L Tr
438 170 20 08	CND	1	0.02	1.00	0.0247	\$497.56	\$12.30	0.00	0.00	0.0000	\$4,819.78	\$0.00	\$12.30	Hansen Dale
438 170 20 09	CND	1	0.02	1.00	0.0247	\$497.56	\$12.30	0.00	0.00	0.0000	\$4,819.78	\$0.00	\$12.30	J G Investment Trust 01-22-97
438 170 20 10	CND	1	0.02	1.00	0.0247	\$497.56	\$12.30	0.00	0.00	0.0000	\$4,819.78	\$0.00	\$12.30	J G Investment Trust 01-22-97
438 170 20 11	CND	1	0.02	1.00	0.0247	\$497.56	\$12.30	0.00	0.00	0.0000	\$4,819.78	\$0.00	\$12.30	J G Investment Trust 01-22-97
438 170 20 12	CND	1	0.02	1.00	0.0247	\$497.56	\$12.30	0.00	0.00	0.0000	\$4,819.78	\$0.00	\$12.30	J G Investment Trust 01-22-97
438 170 20 13	CND	1	0.02	1.00	0.0247	\$497.56	\$12.30	0.00	0.00	0.0000	\$4,819.78	\$0.00	\$12.30	J G Investment Trust 01-22-97
438 170 20 14	CND	1	0.02	1.00	0.0247	\$497.56	\$12.30	0.00	0.00	0.0000	\$4,819.78	\$0.00	\$12.30	J G Investment Trust 01-22-97
438 170 20 15	CND	1	0.02	1.00	0.0247	\$497.56	\$12.30	0.00	0.00	0.0000	\$4,819.78	\$0.00	\$12.30	J G Investment Trust 01-22-97
438 170 20 16	CND	1	0.02	1.00	0.0247	\$497.56	\$12.30	0.00	0.00	0.0000	\$4,819.78	\$0.00	\$12.30	J G Investment Trust 01-22-97
438 170 20 17	CND	1	0.02	1.00	0.0247	\$497.56	\$12.30	0.00	0.00	0.0000	\$4,819.78	\$0.00	\$12.30	J G Investment Trust 01-22-97
438 170 20 18	CND	1	0.02	1.00	0.0247	\$497.56	\$12.30	0.00	0.00	0.0000	\$4,819.78	\$0.00	\$12.30	J G Investment Trust 01-22-97
438 170 20 19	CND	1	0.02	1.00	0.0247	\$497.56	\$12.30	0.00	0.00	0.0000	\$4,819.78	\$0.00	\$12.30	J G Investment Trust 01-22-97
438 170 20 20	CND	1	0.02	1.00	0.0247	\$497.56	\$12.30	0.00	0.00	0.0000	\$4,819.78	\$0.00	\$12.30	J G Investment Trust 01-22-97
438 170 20 21	CND	1	0.02	1.00	0.0247	\$497.56	\$12.30	0.00	0.00	0.0000	\$4,819.78	\$0.00	\$12.30	J G Investment Trust 01-22-97
438 170 20 22	CND	1	0.02	1.00	0.0247	\$497.56	\$12.30	0.00	0.00	0.0000	\$4,819.78	\$0.00	\$12.30	J G Investment Trust 01-22-97
438 170 20 23	CND	1	0.02	1.00	0.0247	\$497.56	\$12.30	0.00	0.00	0.0000	\$4,819.78	\$0.00	\$12.30	J G Investment Trust 01-22-97
438 170 20 24	CND	1	0.02	1.00	0.0247	\$497.56	\$12.30	0.00	0.00	0.0000	\$4,819.78	\$0.00	\$12.30	J G Investment Trust 01-22-97
438 170 20 25	CND	1	0.02	1.00	0.0247	\$497.56	\$12.30	0.00	0.00	0.0000	\$4,819.78	\$0.00	\$12.30	Petropoulos George Revocable 2007 Trust 02-13-07
438 170 20 26	CND	1	0.02	1.00	0.0247	\$497.56	\$12.30	0.00	0.00	0.0000	\$4,819.78	\$0.00	\$12.30	Etchechury John
438 170 20 27	CND	1	0.02	1.00	0.0247	\$497.56	\$12.30	0.00	0.00	0.0000	\$4,819.78	\$0.00	\$12.30	Yang Ray Y K&Mei C
438 170 20 28	CND	1	0.02	1.00	0.0247	\$497.56	\$12.30	0.00	0.00	0.0000	\$4,819.78	\$0.00	\$12.30	Leeds Adam S
438 170 20 29	CND	1	0.02	1.00	0.0247	\$497.56	\$12.30	0.00	0.00	0.0000	\$4,819.78	\$0.00	\$12.30	Modiano Mark Revocable Living Trust 02-23-12
438 170 20 30	CND	1	0.02	1.00	0.0247	\$497.56	\$12.30	0.00	0.00	0.0000	\$4,819.78	\$0.00	\$12.30	Olszower Lili
438 170 20 31	CND	1	0.02	1.00	0.0247	\$497.56	\$12.30	0.00	0.00	0.0000	\$4,819.78	\$0.00	\$12.30	Nilforoushan Nadereh
438 170 20 32	CND	1	0.02	1.00	0.0247	\$497.56	\$12.30	0.00	0.00	0.0000	\$4,819.78	\$0.00	\$12.30	Guerrero Family Trust 08-18-09
438 170 20 33	CND	1	0.02	1.00	0.0247	\$497.56	\$12.30	0.00	0.00	0.0000	\$4,819.78	\$0.00	\$12.30	Jamieson Family Trust 04-11-07
438 170 20 34	CND	1	0.02	1.00	0.0247	\$497.56	\$12.30	0.00	0.00	0.0000	\$4,819.78	\$0.00	\$12.30	Fox Joseph A
438 170 20 35	CND	1	0.02	1.00	0.0247	\$497.56	\$12.30	0.00	0.00	0.0000	\$4,819.78	\$0.00	\$12.30	Kuhl&Bernhard&Asscs
438 170 20 36	CND	1	0.02	1.00	0.0247	\$497.56	\$12.30	0.00	0.00	0.0000	\$4,819.78	\$0.00	\$12.30	Miller Cread E li
438 170 20 37	CND	1	0.02	1.00	0.0247	\$497.56	\$12.30	0.00	0.00	0.0000	\$4,819.78	\$0.00	\$12.30	J A H Trust 08-08-14
438 170 20 38	CND	1	0.02	1.00	0.0247	\$497.56	\$12.30	0.00	0.00	0.0000	\$4,819.78	\$0.00	\$12.30	Baldan Wayne S
438 170 20 39	CND	1	0.02	1.00	0.0247	\$497.56	\$12.30	0.00	0.00	0.0000	\$4,819.78	\$0.00	\$12.30	Torbett Roger&Ellyawaty
438 170 20 40	CND	1	0.02	1.00	0.0247	\$497.56	\$12.30	0.00	0.00	0.0000	\$4,819.78	\$0.00	\$12.30	Torbett Roger&Ellyawaty
438 170 20 41	CND	1	0.02	1.00	0.0247	\$497.56	\$12.30	0.00	0.00	0.0000	\$4,819.78	\$0.00	\$12.30	Marx Thomas
438 170 20 42	CND	1	0.02	1.00	0.0247	\$497.56	\$12.30	0.00	0.00	0.0000	\$4,819.78	\$0.00	\$12.30	Berg David M
438 170 20 43	CND	1	0.02	1.00	0.0247	\$497.56	\$12.30	0.00	0.00	0.0000	\$4,819.78	\$0.00	\$12.30	Berg David M
438 170 20 44	CND	1	0.02	1.00	0.0247	\$497.56	\$12.30	0.00	0.00	0.0000	\$4,819.78	\$0.00	\$12.30	Mayhew Tracy L Revocable Living Trust
438 170 20 45	CND	1	0.02	1.00	0.0247	\$497.56	\$12.30	0.00	0.00	0.0000	\$4,819.78	\$0.00	\$12.30	Adel Myriam N
438 170 20 46	CND	1	0.02	1.00	0.0247	\$497.56	\$12.30	0.00	0.00	0.0000	\$4,819.78	\$0.00	\$12.30	Barclay Jerrold T&Morgan Katharine E
438 170 20 47	CND	1	0.02	1.00	0.0247	\$497.56	\$12.30	0.00	0.00	0.0000	\$4,819.78	\$0.00	\$12.30	Smith Family Trust 11-02-00
438 170 20 48	CND	1	0.02	1.00	0.0247	\$497.56	\$12.30	0.00	0.00	0.0000	\$4,819.78	\$0.00	\$12.30	Rucinski John M&Ki

EXHIBIT C - Assessment Roll (Fiscal Year 2016)
First San Diego River Improvement Project Maintenance Assessment District

Parcel Number	Land Use ⁽¹⁾	Zone Number	Community Aesthetics Enhancement					Flood Control/Safety					FY 2016 ⁽³⁾ Assessment	Owner Name
			Net Area (Acres)	Zone Factor	EBA ⁽²⁾	Unit Cost	Assessment	Benefit Area (Acres)	Composite Benefit Factor	EBA ⁽²⁾	Unit Cost	Assessment		
438 170 20 49	CND	1	0.02	1.00	0.0247	\$497.56	\$12.30	0.00	0.00	0.0000	\$4,819.78	\$0.00	\$12.30	Berg David M
438 170 20 50	CND	1	0.02	1.00	0.0247	\$497.56	\$12.30	0.00	0.00	0.0000	\$4,819.78	\$0.00	\$12.30	Antigiovanni Intervivos Trust 10-18-83
438 170 20 51	CND	1	0.02	1.00	0.0247	\$497.56	\$12.30	0.00	0.00	0.0000	\$4,819.78	\$0.00	\$12.30	Smith Donna L 1995 Trust 01-16-95
438 170 20 52	CND	1	0.02	1.00	0.0247	\$497.56	\$12.30	0.00	0.00	0.0000	\$4,819.78	\$0.00	\$12.30	Meyer Lewis C
438 170 20 53	CND	1	0.02	1.00	0.0247	\$497.56	\$12.30	0.00	0.00	0.0000	\$4,819.78	\$0.00	\$12.30	Jerjees Matthew
438 170 20 54	CND	1	0.02	1.00	0.0247	\$497.56	\$12.30	0.00	0.00	0.0000	\$4,819.78	\$0.00	\$12.30	Vega Beatriz A
438 170 20 55	CND	1	0.02	1.00	0.0247	\$497.56	\$12.30	0.00	0.00	0.0000	\$4,819.78	\$0.00	\$12.30	Loftis Jacqueline A
438 170 20 56	CND	1	0.02	1.00	0.0247	\$497.56	\$12.30	0.00	0.00	0.0000	\$4,819.78	\$0.00	\$12.30	Gorvakaj John
438 170 20 57	CND	1	0.02	1.00	0.0247	\$497.56	\$12.30	0.00	0.00	0.0000	\$4,819.78	\$0.00	\$12.30	Cousins Julia Family Trust 07-31-06
438 170 20 58	CND	1	0.02	1.00	0.0247	\$497.56	\$12.30	0.00	0.00	0.0000	\$4,819.78	\$0.00	\$12.30	Wood John C Trust 02-05-97
438 170 20 59	CND	1	0.02	1.00	0.0247	\$497.56	\$12.30	0.00	0.00	0.0000	\$4,819.78	\$0.00	\$12.30	Leatherberry William J Jr
438 170 20 60	CND	1	0.02	1.00	0.0247	\$497.56	\$12.30	0.00	0.00	0.0000	\$4,819.78	\$0.00	\$12.30	Martinez Moises
438 170 20 61	CND	1	0.02	1.00	0.0247	\$497.56	\$12.30	0.00	0.00	0.0000	\$4,819.78	\$0.00	\$12.30	Gheorghiu Medorian D
438 170 20 62	CND	1	0.02	1.00	0.0247	\$497.56	\$12.30	0.00	0.00	0.0000	\$4,819.78	\$0.00	\$12.30	Fromm Stephen M&Nina V
438 170 20 63	CND	1	0.02	1.00	0.0247	\$497.56	\$12.30	0.00	0.00	0.0000	\$4,819.78	\$0.00	\$12.30	Renshaw Nancy S
438 170 20 64	CND	1	0.02	1.00	0.0247	\$497.56	\$12.30	0.00	0.00	0.0000	\$4,819.78	\$0.00	\$12.30	Chavez-Mejia Mario A
438 170 20 65	CND	1	0.02	1.00	0.0247	\$497.56	\$12.30	0.00	0.00	0.0000	\$4,819.78	\$0.00	\$12.30	Mout Judith A
438 170 20 66	CND	1	0.02	1.00	0.0247	\$497.56	\$12.30	0.00	0.00	0.0000	\$4,819.78	\$0.00	\$12.30	Smith Donna L 1995 Trust 01-16-95
438 170 20 67	CND	1	0.02	1.00	0.0247	\$497.56	\$12.30	0.00	0.00	0.0000	\$4,819.78	\$0.00	\$12.30	J G Investment Trust 01-22-97
438 170 20 68	CND	1	0.02	1.00	0.0247	\$497.56	\$12.30	0.00	0.00	0.0000	\$4,819.78	\$0.00	\$12.30	J G Investment Trust 01-22-97
438 170 20 69	CND	1	0.02	1.00	0.0247	\$497.56	\$12.30	0.00	0.00	0.0000	\$4,819.78	\$0.00	\$12.30	Basta David L
438 170 20 70	CND	1	0.02	1.00	0.0247	\$497.56	\$12.30	0.00	0.00	0.0000	\$4,819.78	\$0.00	\$12.30	Smith Donna L 1995 Trust 01-16-95
438 170 20 71	CND	1	0.02	1.00	0.0247	\$497.56	\$12.30	0.00	0.00	0.0000	\$4,819.78	\$0.00	\$12.30	Smith Donna L 1995 Trust 01-16-95
438 170 20 72	CND	1	0.02	1.00	0.0247	\$497.56	\$12.30	0.00	0.00	0.0000	\$4,819.78	\$0.00	\$12.30	Smith Donna L 1995 Trust 01-16-95
438 170 20 73	CND	1	0.02	1.00	0.0247	\$497.56	\$12.30	0.00	0.00	0.0000	\$4,819.78	\$0.00	\$12.30	Smith Donna L 1995 Trust 01-16-95
438 170 20 74	CND	1	0.02	1.00	0.0247	\$497.56	\$12.30	0.00	0.00	0.0000	\$4,819.78	\$0.00	\$12.30	J G Investment Trust 01-22-97
438 170 20 75	CND	1	0.02	1.00	0.0247	\$497.56	\$12.30	0.00	0.00	0.0000	\$4,819.78	\$0.00	\$12.30	J G Investment Trust 01-22-97
438 170 20 76	CND	1	0.02	1.00	0.0247	\$497.56	\$12.30	0.00	0.00	0.0000	\$4,819.78	\$0.00	\$12.30	J G Investment Trust 01-22-97
438 170 20 77	CND	1	0.02	1.00	0.0247	\$497.56	\$12.30	0.00	0.00	0.0000	\$4,819.78	\$0.00	\$12.30	J G Investment Trust 01-22-97
438 170 20 78	CND	1	0.02	1.00	0.0247	\$497.56	\$12.30	0.00	0.00	0.0000	\$4,819.78	\$0.00	\$12.30	J G Investment Trust 01-22-97
438 170 20 79	CND	1	0.02	1.00	0.0247	\$497.56	\$12.30	0.00	0.00	0.0000	\$4,819.78	\$0.00	\$12.30	J G Investment Trust 01-22-97
438 170 20 80	CND	1	0.02	1.00	0.0247	\$497.56	\$12.30	0.00	0.00	0.0000	\$4,819.78	\$0.00	\$12.30	J G Investment Trust 01-22-97
438 170 20 81	CND	1	0.02	1.00	0.0247	\$497.56	\$12.30	0.00	0.00	0.0000	\$4,819.78	\$0.00	\$12.30	J G Investment Trust 01-22-97
438 170 20 82	CND	1	0.02	1.00	0.0247	\$497.56	\$12.30	0.00	0.00	0.0000	\$4,819.78	\$0.00	\$12.30	J G Investment Trust 01-22-97
438 170 20 83	CND	1	0.02	1.00	0.0247	\$497.56	\$12.30	0.00	0.00	0.0000	\$4,819.78	\$0.00	\$12.30	J G Investment Trust 01-22-97
438 170 20 84	CND	1	0.02	1.00	0.0247	\$497.56	\$12.30	0.00	0.00	0.0000	\$4,819.78	\$0.00	\$12.30	J G Investment Trust 01-22-97
438 170 20 85	CND	1	0.02	1.00	0.0247	\$497.56	\$12.30	0.00	0.00	0.0000	\$4,819.78	\$0.00	\$12.30	J G Investment Trust 01-22-97
438 170 20 86	CND	1	0.02	1.00	0.0247	\$497.56	\$12.30	0.00	0.00	0.0000	\$4,819.78	\$0.00	\$12.30	J G Investment Trust 01-22-97
438 170 20 87	CND	1	0.02	1.00	0.0247	\$497.56	\$12.30	0.00	0.00	0.0000	\$4,819.78	\$0.00	\$12.30	J G Investment Trust 01-22-97
438 170 20 88	CND	1	0.02	1.00	0.0247	\$497.56	\$12.30	0.00	0.00	0.0000	\$4,819.78	\$0.00	\$12.30	J G Investment Trust 01-22-97
438 170 21 01	CND	1	0.02	1.00	0.0247	\$497.56	\$12.30	0.00	0.00	0.0000	\$4,819.78	\$0.00	\$12.30	Johnson Scott Randall&Beatriz
438 170 21 02	CND	1	0.02	1.00	0.0247	\$497.56	\$12.30	0.00	0.00	0.0000	\$4,819.78	\$0.00	\$12.30	Toner Carol 2004 Trust
438 170 21 03	CND	1	0.02	1.00	0.0247	\$497.56	\$12.30	0.00	0.00	0.0000	\$4,819.78	\$0.00	\$12.30	Nilforoushan Mohammad J&Pakparvar Pegah
438 170 21 04	CND	1	0.02	1.00	0.0247	\$497.56	\$12.30	0.00	0.00	0.0000	\$4,819.78	\$0.00	\$12.30	Ponsar David Trust 12-27-05
438 170 21 05	CND	1	0.02	1.00	0.0247	\$497.56	\$12.30	0.00	0.00	0.0000	\$4,819.78	\$0.00	\$12.30	Abcarius Oliver
438 170 21 06	CND	1	0.02	1.00	0.0247	\$497.56	\$12.30	0.00	0.00	0.0000	\$4,819.78	\$0.00	\$12.30	Orr Philip W

EXHIBIT C - Assessment Roll (Fiscal Year 2016)
First San Diego River Improvement Project Maintenance Assessment District

Parcel Number	Land Use ⁽¹⁾	Zone Number	Community Aesthetics Enhancement					Flood Control/Safety					FY 2016 ⁽³⁾ Assessment	Owner Name
			Net Area (Acres)	Zone Factor	EBA ⁽²⁾	Unit Cost	Assessment	Benefit Area (Acres)	Composite Benefit Factor	EBA ⁽²⁾	Unit Cost	Assessment		
438 170 21 07	CND	1	0.02	1.00	0.0247	\$497.56	\$12.30	0.00	0.00	0.0000	\$4,819.78	\$0.00	\$12.30	Mooney Cheryl A
438 170 21 08	CND	1	0.02	1.00	0.0247	\$497.56	\$12.30	0.00	0.00	0.0000	\$4,819.78	\$0.00	\$12.30	Gray Family Trust 11-15-00
438 170 21 09	CND	1	0.02	1.00	0.0247	\$497.56	\$12.30	0.00	0.00	0.0000	\$4,819.78	\$0.00	\$12.30	Kubat Maryjane
438 170 21 10	CND	1	0.02	1.00	0.0247	\$497.56	\$12.30	0.00	0.00	0.0000	\$4,819.78	\$0.00	\$12.30	Carlson Donald R
438 170 21 11	CND	1	0.02	1.00	0.0247	\$497.56	\$12.30	0.00	0.00	0.0000	\$4,819.78	\$0.00	\$12.30	Sayken Llc
438 170 21 12	CND	1	0.02	1.00	0.0247	\$497.56	\$12.30	0.00	0.00	0.0000	\$4,819.78	\$0.00	\$12.30	Jager Corry A
438 170 21 13	CND	1	0.02	1.00	0.0247	\$497.56	\$12.30	0.00	0.00	0.0000	\$4,819.78	\$0.00	\$12.30	Reed Family Investments L L C
438 170 21 14	CND	1	0.02	1.00	0.0247	\$497.56	\$12.30	0.00	0.00	0.0000	\$4,819.78	\$0.00	\$12.30	Stapleton Maureen K <Aka Lastra Maureen K>
438 170 21 15	CND	1	0.02	1.00	0.0247	\$497.56	\$12.30	0.00	0.00	0.0000	\$4,819.78	\$0.00	\$12.30	Berg David M
438 170 21 16	CND	1	0.02	1.00	0.0247	\$497.56	\$12.30	0.00	0.00	0.0000	\$4,819.78	\$0.00	\$12.30	Taleghani Taraneh K
438 170 21 17	CND	1	0.02	1.00	0.0247	\$497.56	\$12.30	0.00	0.00	0.0000	\$4,819.78	\$0.00	\$12.30	Rock Elizabeth E
438 170 21 18	CND	1	0.02	1.00	0.0247	\$497.56	\$12.30	0.00	0.00	0.0000	\$4,819.78	\$0.00	\$12.30	Martin Michael&France Yolanda
438 170 21 19	CND	1	0.02	1.00	0.0247	\$497.56	\$12.30	0.00	0.00	0.0000	\$4,819.78	\$0.00	\$12.30	Donley Joyce E
438 170 21 20	CND	1	0.02	1.00	0.0247	\$497.56	\$12.30	0.00	0.00	0.0000	\$4,819.78	\$0.00	\$12.30	Deery Michael&Susalla Danielle
438 170 21 21	CND	1	0.02	1.00	0.0247	\$497.56	\$12.30	0.00	0.00	0.0000	\$4,819.78	\$0.00	\$12.30	Wegner Stephen W
438 170 21 22	CND	1	0.02	1.00	0.0247	\$497.56	\$12.30	0.00	0.00	0.0000	\$4,819.78	\$0.00	\$12.30	Matusita Alvaro F V
438 170 21 23	CND	1	0.02	1.00	0.0247	\$497.56	\$12.30	0.00	0.00	0.0000	\$4,819.78	\$0.00	\$12.30	Tomal Robert F Family Trust 11-21-88
438 170 21 24	CND	1	0.02	1.00	0.0247	\$497.56	\$12.30	0.00	0.00	0.0000	\$4,819.78	\$0.00	\$12.30	Corvera Jose&Alma
438 170 21 25	CND	1	0.02	1.00	0.0247	\$497.56	\$12.30	0.00	0.00	0.0000	\$4,819.78	\$0.00	\$12.30	Palmer Family 1998 Trust
438 170 21 26	CND	1	0.02	1.00	0.0247	\$497.56	\$12.30	0.00	0.00	0.0000	\$4,819.78	\$0.00	\$12.30	Dale Leonardo J&Christina F
438 170 21 27	CND	1	0.02	1.00	0.0247	\$497.56	\$12.30	0.00	0.00	0.0000	\$4,819.78	\$0.00	\$12.30	Park Villas South Homeowners Assn
438 170 21 28	CND	1	0.02	1.00	0.0247	\$497.56	\$12.30	0.00	0.00	0.0000	\$4,819.78	\$0.00	\$12.30	Rizzo Michael&Susan K
438 170 21 29	CND	1	0.02	1.00	0.0247	\$497.56	\$12.30	0.00	0.00	0.0000	\$4,819.78	\$0.00	\$12.30	Shipley Patricia
438 170 21 30	CND	1	0.02	1.00	0.0247	\$497.56	\$12.30	0.00	0.00	0.0000	\$4,819.78	\$0.00	\$12.30	Perry Susan R Trust 11-10-05
438 170 21 31	CND	1	0.02	1.00	0.0247	\$497.56	\$12.30	0.00	0.00	0.0000	\$4,819.78	\$0.00	\$12.30	Nguyen Jetson
438 170 21 32	CND	1	0.02	1.00	0.0247	\$497.56	\$12.30	0.00	0.00	0.0000	\$4,819.78	\$0.00	\$12.30	Berg David M
438 170 21 33	CND	1	0.02	1.00	0.0247	\$497.56	\$12.30	0.00	0.00	0.0000	\$4,819.78	\$0.00	\$12.30	Gonzalez Lisa
438 170 21 34	CND	1	0.02	1.00	0.0247	\$497.56	\$12.30	0.00	0.00	0.0000	\$4,819.78	\$0.00	\$12.30	Neider Tracy
438 170 21 35	CND	1	0.02	1.00	0.0247	\$497.56	\$12.30	0.00	0.00	0.0000	\$4,819.78	\$0.00	\$12.30	Leon Ramon&Blanca P M
438 170 21 36	CND	1	0.02	1.00	0.0247	\$497.56	\$12.30	0.00	0.00	0.0000	\$4,819.78	\$0.00	\$12.30	Mortensen Living Trust 09-13-12
438 170 21 37	CND	1	0.02	1.00	0.0247	\$497.56	\$12.30	0.00	0.00	0.0000	\$4,819.78	\$0.00	\$12.30	Monelt Mildred
438 170 21 38	CND	1	0.02	1.00	0.0247	\$497.56	\$12.30	0.00	0.00	0.0000	\$4,819.78	\$0.00	\$12.30	Pacheco Ernest
438 170 21 39	CND	1	0.02	1.00	0.0247	\$497.56	\$12.30	0.00	0.00	0.0000	\$4,819.78	\$0.00	\$12.30	Tehrani Dawood F
438 170 21 40	CND	1	0.02	1.00	0.0247	\$497.56	\$12.30	0.00	0.00	0.0000	\$4,819.78	\$0.00	\$12.30	Bennett Leslie J
438 170 21 41	CND	1	0.02	1.00	0.0247	\$497.56	\$12.30	0.00	0.00	0.0000	\$4,819.78	\$0.00	\$12.30	Sitek Family Trust 09-24-01
438 170 21 42	CND	1	0.02	1.00	0.0247	\$497.56	\$12.30	0.00	0.00	0.0000	\$4,819.78	\$0.00	\$12.30	Xie Yidong
438 170 21 43	CND	1	0.02	1.00	0.0247	\$497.56	\$12.30	0.00	0.00	0.0000	\$4,819.78	\$0.00	\$12.30	Zakar Barrance Q
438 170 21 44	CND	1	0.02	1.00	0.0247	\$497.56	\$12.30	0.00	0.00	0.0000	\$4,819.78	\$0.00	\$12.30	Tabangay Family Trust 07-18-14
438 170 21 45	CND	1	0.02	1.00	0.0247	\$497.56	\$12.30	0.00	0.00	0.0000	\$4,819.78	\$0.00	\$12.30	Via-Salas Jorge
438 170 21 46	CND	1	0.02	1.00	0.0247	\$497.56	\$12.30	0.00	0.00	0.0000	\$4,819.78	\$0.00	\$12.30	Gonion Family Trust 05-01-91
438 170 21 47	CND	1	0.02	1.00	0.0247	\$497.56	\$12.30	0.00	0.00	0.0000	\$4,819.78	\$0.00	\$12.30	Rinkleib Paul R
438 170 21 48	CND	1	0.02	1.00	0.0247	\$497.56	\$12.30	0.00	0.00	0.0000	\$4,819.78	\$0.00	\$12.30	Sasage Kimiko
438 170 21 49	CND	1	0.02	1.00	0.0247	\$497.56	\$12.30	0.00	0.00	0.0000	\$4,819.78	\$0.00	\$12.30	Smith Family Trust 11-02-00
438 170 21 50	CND	1	0.02	1.00	0.0247	\$497.56	\$12.30	0.00	0.00	0.0000	\$4,819.78	\$0.00	\$12.30	Senier Elizabeth A
438 170 21 51	CND	1	0.02	1.00	0.0247	\$497.56	\$12.30	0.00	0.00	0.0000	\$4,819.78	\$0.00	\$12.30	Reynolds Family Trust 07-28-04
438 170 21 52	CND	1	0.02	1.00	0.0247	\$497.56	\$12.30	0.00	0.00	0.0000	\$4,819.78	\$0.00	\$12.30	Smith Family Trust 10-20-98

EXHIBIT C - Assessment Roll (Fiscal Year 2016)
First San Diego River Improvement Project Maintenance Assessment District

Parcel Number	Land Use ⁽¹⁾	Zone Number	Community Aesthetics Enhancement					Flood Control/Safety					FY 2016 ⁽³⁾ Assessment	Owner Name
			Net Area (Acres)	Zone Factor	EBA ⁽²⁾	Unit Cost	Assessment	Benefit Area (Acres)	Composite Benefit Factor	EBA ⁽²⁾	Unit Cost	Assessment		
438 170 21 53	CND	1	0.02	1.00	0.0247	\$497.56	\$12.30	0.00	0.00	0.0000	\$4,819.78	\$0.00	\$12.30	Moreno Andrew B&Rosa G Trust 03-29-01
438 170 21 54	CND	1	0.02	1.00	0.0247	\$497.56	\$12.30	0.00	0.00	0.0000	\$4,819.78	\$0.00	\$12.30	Pieper Philip E&Joanna L
438 170 21 55	CND	1	0.02	1.00	0.0247	\$497.56	\$12.30	0.00	0.00	0.0000	\$4,819.78	\$0.00	\$12.30	Warye D
438 170 21 56	CND	1	0.02	1.00	0.0247	\$497.56	\$12.30	0.00	0.00	0.0000	\$4,819.78	\$0.00	\$12.30	Lodico Louise M P
438 170 21 57	CND	1	0.02	1.00	0.0247	\$497.56	\$12.30	0.00	0.00	0.0000	\$4,819.78	\$0.00	\$12.30	Pavlicek Anita R Revocable Trust 02-04-02
438 170 21 58	CND	1	0.02	1.00	0.0247	\$497.56	\$12.30	0.00	0.00	0.0000	\$4,819.78	\$0.00	\$12.30	Halcomb Peggy L
438 170 21 59	CND	1	0.02	1.00	0.0247	\$497.56	\$12.30	0.00	0.00	0.0000	\$4,819.78	\$0.00	\$12.30	Ecklund Family Trust 08-23-02
438 170 21 60	CND	1	0.02	1.00	0.0247	\$497.56	\$12.30	0.00	0.00	0.0000	\$4,819.78	\$0.00	\$12.30	Ecklund Family Trust 08-23-02
438 170 21 61	CND	1	0.02	1.00	0.0247	\$497.56	\$12.30	0.00	0.00	0.0000	\$4,819.78	\$0.00	\$12.30	Ecklund Family Trust 08-23-02
438 170 21 62	CND	1	0.02	1.00	0.0247	\$497.56	\$12.30	0.00	0.00	0.0000	\$4,819.78	\$0.00	\$12.30	Ecklund Family Trust 08-23-02
438 170 21 63	CND	1	0.02	1.00	0.0247	\$497.56	\$12.30	0.00	0.00	0.0000	\$4,819.78	\$0.00	\$12.30	Ecklund Family Trust 08-23-02
438 170 21 64	CND	1	0.02	1.00	0.0247	\$497.56	\$12.30	0.00	0.00	0.0000	\$4,819.78	\$0.00	\$12.30	Ecklund Family Trust 08-23-02
438 170 21 65	CND	1	0.02	1.00	0.0247	\$497.56	\$12.30	0.00	0.00	0.0000	\$4,819.78	\$0.00	\$12.30	Ecklund Family Trust 08-23-02
438 170 21 66	CND	1	0.02	1.00	0.0247	\$497.56	\$12.30	0.00	0.00	0.0000	\$4,819.78	\$0.00	\$12.30	Ecklund Family Trust 08-23-02
438 170 21 67	CND	1	0.02	1.00	0.0247	\$497.56	\$12.30	0.00	0.00	0.0000	\$4,819.78	\$0.00	\$12.30	Hicke Susan M
438 170 21 68	CND	1	0.02	1.00	0.0247	\$497.56	\$12.30	0.00	0.00	0.0000	\$4,819.78	\$0.00	\$12.30	Kuhl&Bernhard&Assocs
438 170 21 69	CND	1	0.02	1.00	0.0247	\$497.56	\$12.30	0.00	0.00	0.0000	\$4,819.78	\$0.00	\$12.30	Woolrych Frank S
438 170 21 70	CND	1	0.02	1.00	0.0247	\$497.56	\$12.30	0.00	0.00	0.0000	\$4,819.78	\$0.00	\$12.30	Kuhl Bernhard&Associates
438 170 21 71	CND	1	0.02	1.00	0.0247	\$497.56	\$12.30	0.00	0.00	0.0000	\$4,819.78	\$0.00	\$12.30	Calabotta Lisa Marie
438 170 21 72	CND	1	0.02	1.00	0.0247	\$497.56	\$12.30	0.00	0.00	0.0000	\$4,819.78	\$0.00	\$12.30	Stuller Family Trust 05-08-12
438 170 21 73	CND	1	0.02	1.00	0.0247	\$497.56	\$12.30	0.00	0.00	0.0000	\$4,819.78	\$0.00	\$12.30	Fadaeian Majid&Heydarinassab Fatemah
438 170 21 74	CND	1	0.02	1.00	0.0247	\$497.56	\$12.30	0.00	0.00	0.0000	\$4,819.78	\$0.00	\$12.30	Pieper Philip E&Joanna L
438 170 21 75	CND	1	0.02	1.00	0.0247	\$497.56	\$12.30	0.00	0.00	0.0000	\$4,819.78	\$0.00	\$12.30	Olszower Living Trust 06-23-00
438 170 21 76	CND	1	0.02	1.00	0.0247	\$497.56	\$12.30	0.00	0.00	0.0000	\$4,819.78	\$0.00	\$12.30	Marreel Edward C&Pamela A
438 170 21 77	CND	1	0.02	1.00	0.0247	\$497.56	\$12.30	0.00	0.00	0.0000	\$4,819.78	\$0.00	\$12.30	Green Family Trust
438 170 21 78	CND	1	0.02	1.00	0.0247	\$497.56	\$12.30	0.00	0.00	0.0000	\$4,819.78	\$0.00	\$12.30	Arkipov Roman
438 170 21 79	CND	1	0.02	1.00	0.0247	\$497.56	\$12.30	0.00	0.00	0.0000	\$4,819.78	\$0.00	\$12.30	Melugin Family Trust 02-18-14
438 170 21 80	CND	1	0.02	1.00	0.0247	\$497.56	\$12.30	0.00	0.00	0.0000	\$4,819.78	\$0.00	\$12.30	Langlet Isabelle
438 170 21 81	CND	1	0.02	1.00	0.0247	\$497.56	\$12.30	0.00	0.00	0.0000	\$4,819.78	\$0.00	\$12.30	Stern Tallieson Trust 09-01-04
438 170 21 82	CND	1	0.02	1.00	0.0247	\$497.56	\$12.30	0.00	0.00	0.0000	\$4,819.78	\$0.00	\$12.30	Hudson James S Revocable Trust
438 170 22 01	CND	1	0.02	1.00	0.0247	\$497.56	\$12.30	0.00	0.00	0.0000	\$4,819.78	\$0.00	\$12.30	Gillera Maggie Trust 06-11-97
438 170 22 02	CND	1	0.02	1.00	0.0247	\$497.56	\$12.30	0.00	0.00	0.0000	\$4,819.78	\$0.00	\$12.30	Lilin Family Trust 02-10-92
438 170 22 03	CND	1	0.02	1.00	0.0247	\$497.56	\$12.30	0.00	0.00	0.0000	\$4,819.78	\$0.00	\$12.30	Weston Sue L Trust 05-01-14
438 170 22 04	CND	1	0.02	1.00	0.0247	\$497.56	\$12.30	0.00	0.00	0.0000	\$4,819.78	\$0.00	\$12.30	Plate Randall S
438 170 22 05	CND	1	0.02	1.00	0.0247	\$497.56	\$12.30	0.00	0.00	0.0000	\$4,819.78	\$0.00	\$12.30	Bertheau Torrey H
438 170 22 06	CND	1	0.02	1.00	0.0247	\$497.56	\$12.30	0.00	0.00	0.0000	\$4,819.78	\$0.00	\$12.30	Raltchev Andrian R&Nina J
438 170 22 07	CND	1	0.02	1.00	0.0247	\$497.56	\$12.30	0.00	0.00	0.0000	\$4,819.78	\$0.00	\$12.30	Johnson Michael W
438 170 22 08	CND	1	0.02	1.00	0.0247	\$497.56	\$12.30	0.00	0.00	0.0000	\$4,819.78	\$0.00	\$12.30	Lee Yvette M
438 170 22 09	CND	1	0.02	1.00	0.0247	\$497.56	\$12.30	0.00	0.00	0.0000	\$4,819.78	\$0.00	\$12.30	Ribet Michel Separate Property Trust 01-21-99 Et Al
438 170 22 10	CND	1	0.02	1.00	0.0247	\$497.56	\$12.30	0.00	0.00	0.0000	\$4,819.78	\$0.00	\$12.30	Smith Donna L 1995 Trust 01-16-95
438 170 22 11	CND	1	0.02	1.00	0.0247	\$497.56	\$12.30	0.00	0.00	0.0000	\$4,819.78	\$0.00	\$12.30	Smith Donna L 1995 Trust 01-16-95
438 170 22 12	CND	1	0.02	1.00	0.0247	\$497.56	\$12.30	0.00	0.00	0.0000	\$4,819.78	\$0.00	\$12.30	Gilbride Donald T&Penny E
438 170 22 13	CND	1	0.02	1.00	0.0247	\$497.56	\$12.30	0.00	0.00	0.0000	\$4,819.78	\$0.00	\$12.30	Maloney Jeffrey Revocable Trust
438 170 22 14	CND	1	0.02	1.00	0.0247	\$497.56	\$12.30	0.00	0.00	0.0000	\$4,819.78	\$0.00	\$12.30	Segovia Gilberto&Maria S Revocable Trust
438 170 22 15	CND	1	0.02	1.00	0.0247	\$497.56	\$12.30	0.00	0.00	0.0000	\$4,819.78	\$0.00	\$12.30	Almoite Manuel F&Irene F
438 170 22 16	CND	1	0.02	1.00	0.0247	\$497.56	\$12.30	0.00	0.00	0.0000	\$4,819.78	\$0.00	\$12.30	Cardenas Natalia G

EXHIBIT C - Assessment Roll (Fiscal Year 2016)
First San Diego River Improvement Project Maintenance Assessment District

Parcel Number	Land Use ⁽¹⁾	Zone Number	Community Aesthetics Enhancement					Flood Control/Safety					FY 2016 ⁽³⁾ Assessment	Owner Name
			Net Area (Acres)	Zone Factor	EBA ⁽²⁾	Unit Cost	Assessment	Benefit Area (Acres)	Composite Benefit Factor	EBA ⁽²⁾	Unit Cost	Assessment		
438 170 22 17	CND	1	0.02	1.00	0.0247	\$497.56	\$12.30	0.00	0.00	0.0000	\$4,819.78	\$0.00	\$12.30	Donaldson Evan&Jeannie
438 170 22 18	CND	1	0.02	1.00	0.0247	\$497.56	\$12.30	0.00	0.00	0.0000	\$4,819.78	\$0.00	\$12.30	Yeung Family Trust 12-17-14
438 170 22 19	CND	1	0.02	1.00	0.0247	\$497.56	\$12.30	0.00	0.00	0.0000	\$4,819.78	\$0.00	\$12.30	J G Investment Trust 01-22-97
438 170 22 20	CND	1	0.02	1.00	0.0247	\$497.56	\$12.30	0.00	0.00	0.0000	\$4,819.78	\$0.00	\$12.30	Smith Donna L 1995 Trust 01-16-95
438 170 22 21	CND	1	0.02	1.00	0.0247	\$497.56	\$12.30	0.00	0.00	0.0000	\$4,819.78	\$0.00	\$12.30	Smith Donna L 1995 Trust 01-16-95
438 170 22 22	CND	1	0.02	1.00	0.0247	\$497.56	\$12.30	0.00	0.00	0.0000	\$4,819.78	\$0.00	\$12.30	Smith Donna L 1995 Trust 01-16-95
438 170 22 23	CND	1	0.02	1.00	0.0247	\$497.56	\$12.30	0.00	0.00	0.0000	\$4,819.78	\$0.00	\$12.30	Gober Richard H Jr
438 170 22 24	CND	1	0.02	1.00	0.0247	\$497.56	\$12.30	0.00	0.00	0.0000	\$4,819.78	\$0.00	\$12.30	Karnazes John C Tr
438 170 27 00	COM	2	0.84	0.50	0.4200	\$497.56	\$208.98	0.00	0.06	0.0003	\$4,819.78	\$1.35	\$210.32	Chuvila Properties L P
438 170 28 00	COM	2	1.15	0.50	0.5750	\$497.56	\$286.10	0.00	0.00	0.0000	\$4,819.78	\$0.00	\$286.10	5373 Mission Holdings Ltd
438 170 29 00	COM	1	0.77	1.00	0.7700	\$497.56	\$383.12	0.00	0.00	0.0000	\$4,819.78	\$0.00	\$383.12	Chuvila Properties L P
438 170 30 00	COM	1	6.67	1.00	6.6700	\$497.56	\$3,318.73	0.00	0.00	0.0000	\$4,819.78	\$0.00	\$3,318.72	Realty Associates Fund Vii L P
438 360 01 00	COM	2	9.66	0.50	4.8300	\$497.56	\$2,403.21	9.51	0.08	0.7459	\$4,819.78	\$3,595.02	\$5,998.22	Troy C M B S Property L L C
438 360 02 00	COM	2	2.12	0.50	1.0600	\$497.56	\$527.41	2.05	0.08	0.1605	\$4,819.78	\$773.45	\$1,300.86	R V S Retail L P
438 360 03 00	COM	2	0.77	0.50	0.3850	\$497.56	\$191.56	0.58	0.08	0.0463	\$4,819.78	\$223.32	\$414.88	R V S Retail L P
438 360 04 00	COM	2	8.24	0.50	4.1200	\$497.56	\$2,049.95	1.24	0.08	0.0981	\$4,819.78	\$472.95	\$2,522.90	R V S Retail L P
438 360 05 00	COM	2	0.60	0.50	0.3000	\$497.56	\$149.27	0.00	0.00	0.0000	\$4,819.78	\$0.00	\$149.26	R V S Retail L P
438 361 02 01	CND	2	0.03	0.50	0.0137	\$497.56	\$6.80	0.00	0.00	0.0000	\$4,819.78	\$0.00	\$6.80	Kassa Bizugenet
438 361 02 02	CND	2	0.03	0.50	0.0137	\$497.56	\$6.80	0.00	0.00	0.0000	\$4,819.78	\$0.00	\$6.80	Campbell John M&Yasutomi Kaori
438 361 02 03	CND	2	0.03	0.50	0.0137	\$497.56	\$6.80	0.00	0.00	0.0000	\$4,819.78	\$0.00	\$6.80	Raghnathan Bharat
438 361 02 04	CND	2	0.03	0.50	0.0137	\$497.56	\$6.80	0.00	0.00	0.0000	\$4,819.78	\$0.00	\$6.80	Lutzker Steven L
438 361 02 05	CND	2	0.03	0.50	0.0137	\$497.56	\$6.80	0.00	0.00	0.0000	\$4,819.78	\$0.00	\$6.80	Istambouli George
438 361 02 06	CND	2	0.03	0.50	0.0137	\$497.56	\$6.80	0.00	0.00	0.0000	\$4,819.78	\$0.00	\$6.80	Gertz Robert S
438 361 02 07	CND	2	0.03	0.50	0.0137	\$497.56	\$6.80	0.00	0.00	0.0000	\$4,819.78	\$0.00	\$6.80	Hanish Bashar
438 361 02 08	CND	2	0.03	0.50	0.0137	\$497.56	\$6.80	0.00	0.00	0.0000	\$4,819.78	\$0.00	\$6.80	Koshman Gerald A&Leonor V Revocable 1990 Trust
438 361 02 09	CND	2	0.03	0.50	0.0137	\$497.56	\$6.80	0.00	0.00	0.0000	\$4,819.78	\$0.00	\$6.80	Tan Antonio A&Rhoda J
438 361 02 10	CND	2	0.03	0.50	0.0137	\$497.56	\$6.80	0.00	0.00	0.0000	\$4,819.78	\$0.00	\$6.80	Nguyen Anthony T
438 361 02 11	CND	2	0.03	0.50	0.0137	\$497.56	\$6.80	0.00	0.00	0.0000	\$4,819.78	\$0.00	\$6.80	Russell Steven K
438 361 02 12	CND	2	0.03	0.50	0.0137	\$497.56	\$6.80	0.00	0.00	0.0000	\$4,819.78	\$0.00	\$6.80	Johnson Jeffery T&Lessie M S <Dva>
438 361 02 13	CND	2	0.03	0.50	0.0137	\$497.56	\$6.80	0.00	0.00	0.0000	\$4,819.78	\$0.00	\$6.80	Williams Matthew A&Sarah A
438 361 02 14	CND	2	0.03	0.50	0.0137	\$497.56	\$6.80	0.00	0.00	0.0000	\$4,819.78	\$0.00	\$6.80	Flores John
438 361 02 15	CND	2	0.03	0.50	0.0137	\$497.56	\$6.80	0.00	0.00	0.0000	\$4,819.78	\$0.00	\$6.80	Booze David A
438 361 02 16	CND	2	0.03	0.50	0.0137	\$497.56	\$6.80	0.00	0.00	0.0000	\$4,819.78	\$0.00	\$6.80	Remigio Julius
438 361 02 17	CND	2	0.03	0.50	0.0137	\$497.56	\$6.80	0.00	0.00	0.0000	\$4,819.78	\$0.00	\$6.80	Werner Stacey E Living Trust 10-20-10
438 361 02 18	CND	2	0.03	0.50	0.0137	\$497.56	\$6.80	0.00	0.00	0.0000	\$4,819.78	\$0.00	\$6.80	Delcarmen Romeo O&Julita S
438 361 02 19	CND	2	0.03	0.50	0.0137	\$497.56	\$6.80	0.00	0.00	0.0000	\$4,819.78	\$0.00	\$6.80	Ohara Charles J
438 361 02 20	CND	2	0.03	0.50	0.0137	\$497.56	\$6.80	0.00	0.00	0.0000	\$4,819.78	\$0.00	\$6.80	Hilu Mei-Ling
438 361 02 21	CND	2	0.03	0.50	0.0137	\$497.56	\$6.80	0.00	0.00	0.0000	\$4,819.78	\$0.00	\$6.80	Graves John C
438 361 02 22	CND	2	0.03	0.50	0.0137	\$497.56	\$6.80	0.00	0.00	0.0000	\$4,819.78	\$0.00	\$6.80	Simpson-Galligan Nicole V
438 361 02 23	CND	2	0.03	0.50	0.0137	\$497.56	\$6.80	0.00	0.00	0.0000	\$4,819.78	\$0.00	\$6.80	Stastny Joseph G
438 361 02 24	CND	2	0.03	0.50	0.0137	\$497.56	\$6.80	0.00	0.00	0.0000	\$4,819.78	\$0.00	\$6.80	Garcia Rosa M
438 361 02 25	CND	2	0.03	0.50	0.0137	\$497.56	\$6.80	0.00	0.00	0.0000	\$4,819.78	\$0.00	\$6.80	Lim Tree International L L C
438 361 02 26	CND	2	0.03	0.50	0.0137	\$497.56	\$6.80	0.00	0.00	0.0000	\$4,819.78	\$0.00	\$6.80	Ison Mandy L
438 361 02 27	CND	2	0.03	0.50	0.0137	\$497.56	\$6.80	0.00	0.00	0.0000	\$4,819.78	\$0.00	\$6.80	Sanderson Durand&Christin Revocable 2007 Trust 1
438 361 02 28	CND	2	0.03	0.50	0.0137	\$497.56	\$6.80	0.00	0.00	0.0000	\$4,819.78	\$0.00	\$6.80	Lee Brett Kip
438 361 02 29	CND	2	0.03	0.50	0.0137	\$497.56	\$6.80	0.00	0.00	0.0000	\$4,819.78	\$0.00	\$6.80	Gwynn Anisha

EXHIBIT C - Assessment Roll (Fiscal Year 2016)
First San Diego River Improvement Project Maintenance Assessment District

Parcel Number	Land Use ⁽¹⁾	Zone Number	Community Aesthetics Enhancement					Flood Control/Safety					FY 2016 ⁽³⁾ Assessment	Owner Name
			Net Area (Acres)	Zone Factor	EBA ⁽²⁾	Unit Cost	Assessment	Benefit Area (Acres)	Composite Benefit Factor	EBA ⁽²⁾	Unit Cost	Assessment		
438 361 02 30	CND	2	0.03	0.50	0.0137	\$497.56	\$6.80	0.00	0.00	0.0000	\$4,819.78	\$0.00	\$6.80	Cobb Shawn&Lindsey E
438 361 02 31	CND	2	0.03	0.50	0.0137	\$497.56	\$6.80	0.00	0.00	0.0000	\$4,819.78	\$0.00	\$6.80	Citadel Holdings 2012
438 361 02 32	CND	2	0.03	0.50	0.0137	\$497.56	\$6.80	0.00	0.00	0.0000	\$4,819.78	\$0.00	\$6.80	Torres Armando
438 361 02 33	CND	2	0.03	0.50	0.0137	\$497.56	\$6.80	0.00	0.00	0.0000	\$4,819.78	\$0.00	\$6.80	Gomez Leonardo
438 361 02 34	CND	2	0.03	0.50	0.0137	\$497.56	\$6.80	0.00	0.00	0.0000	\$4,819.78	\$0.00	\$6.80	Anderson David J
438 361 02 35	CND	2	0.03	0.50	0.0137	\$497.56	\$6.80	0.00	0.00	0.0000	\$4,819.78	\$0.00	\$6.80	Trevino Guillermo C&April K
438 361 02 36	CND	2	0.03	0.50	0.0137	\$497.56	\$6.80	0.00	0.00	0.0000	\$4,819.78	\$0.00	\$6.80	Schlesinger James
438 361 02 37	CND	2	0.03	0.50	0.0137	\$497.56	\$6.80	0.00	0.00	0.0000	\$4,819.78	\$0.00	\$6.80	Svoboda Matthew J
438 361 02 38	CND	2	0.03	0.50	0.0137	\$497.56	\$6.80	0.00	0.00	0.0000	\$4,819.78	\$0.00	\$6.80	Gurumurthy Ram&Shanti D
438 361 02 39	CND	2	0.03	0.50	0.0137	\$497.56	\$6.80	0.00	0.00	0.0000	\$4,819.78	\$0.00	\$6.80	Gallucci Kas L
438 361 02 40	CND	2	0.03	0.50	0.0137	\$497.56	\$6.80	0.00	0.00	0.0000	\$4,819.78	\$0.00	\$6.80	Parikh Rajiv
438 361 02 41	CND	2	0.03	0.50	0.0137	\$497.56	\$6.80	0.00	0.00	0.0000	\$4,819.78	\$0.00	\$6.80	Lutzker Steven L
438 361 02 42	CND	2	0.03	0.50	0.0137	\$497.56	\$6.80	0.00	0.00	0.0000	\$4,819.78	\$0.00	\$6.80	Ikezaki Gilbert F&Margaret M
438 361 02 43	CND	2	0.03	0.50	0.0137	\$497.56	\$6.80	0.00	0.00	0.0000	\$4,819.78	\$0.00	\$6.80	Voronkov Michael&Kovalenko Yuliya
438 361 02 44	CND	2	0.03	0.50	0.0137	\$497.56	\$6.80	0.00	0.00	0.0000	\$4,819.78	\$0.00	\$6.80	Reyes Matthew S
438 361 02 45	CND	2	0.03	0.50	0.0137	\$497.56	\$6.80	0.00	0.00	0.0000	\$4,819.78	\$0.00	\$6.80	Rajab Ammr B
438 361 02 46	CND	2	0.03	0.50	0.0137	\$497.56	\$6.80	0.00	0.00	0.0000	\$4,819.78	\$0.00	\$6.80	Simon Allyson Aka Candy Trust 03-20-07
438 361 02 47	CND	2	0.03	0.50	0.0137	\$497.56	\$6.80	0.00	0.00	0.0000	\$4,819.78	\$0.00	\$6.80	Edwards Harvey M Iii&Kelly L
438 361 02 48	CND	2	0.03	0.50	0.0137	\$497.56	\$6.80	0.00	0.00	0.0000	\$4,819.78	\$0.00	\$6.80	Plascencia Roberto T Jr&Violeta M
438 361 02 49	CND	2	0.03	0.50	0.0137	\$497.56	\$6.80	0.00	0.00	0.0000	\$4,819.78	\$0.00	\$6.80	Balagtas Nick A&Azucena A
438 361 02 50	CND	2	0.03	0.50	0.0137	\$497.56	\$6.80	0.00	0.00	0.0000	\$4,819.78	\$0.00	\$6.80	Mannello Michael T Jr&Sherri
438 361 02 51	CND	2	0.03	0.50	0.0137	\$497.56	\$6.80	0.00	0.00	0.0000	\$4,819.78	\$0.00	\$6.80	Spear Kevin J&Kimberly A Revocable Trust
438 361 02 52	CND	2	0.03	0.50	0.0137	\$497.56	\$6.80	0.00	0.00	0.0000	\$4,819.78	\$0.00	\$6.80	Bolger Philip S&Megumi U
438 361 02 53	CND	2	0.03	0.50	0.0137	\$497.56	\$6.80	0.00	0.00	0.0000	\$4,819.78	\$0.00	\$6.80	Harlan Gale Harlan Marian/Harlan Family Trust 09-15
438 361 02 54	CND	2	0.03	0.50	0.0137	\$497.56	\$6.80	0.00	0.00	0.0000	\$4,819.78	\$0.00	\$6.80	King-Loiselle Family Living Trust 06-10-14
438 361 02 55	CND	2	0.03	0.50	0.0137	\$497.56	\$6.80	0.00	0.00	0.0000	\$4,819.78	\$0.00	\$6.80	Solimine Marital Exception Trust B 03-30-98
438 361 02 56	CND	2	0.03	0.50	0.0137	\$497.56	\$6.80	0.00	0.00	0.0000	\$4,819.78	\$0.00	\$6.80	Pineda Lawrence
438 361 08 00	STR	1	0.64	1.00	0.0000	\$497.56	\$0.00	0.00	0.00	0.0000	\$4,819.78	\$0.00	\$0.00	Conrock Co
438 361 11 00	UND	1	11.05	1.00	0.0000	\$497.56	\$0.00	0.07	0.00	0.0000	\$4,819.78	\$0.00	\$0.00	Conrock Co
438 361 12 00	UND	1	0.10	1.00	0.0000	\$497.56	\$0.00	0.00	0.00	0.0000	\$4,819.78	\$0.00	\$0.00	San Diego Metropolitan Transit Development Board
438 361 14 01	CND	1	0.02	1.00	0.0217	\$497.56	\$10.81	0.00	0.00	0.0000	\$4,819.78	\$0.00	\$10.80	Aljabi Rick
438 361 14 02	CND	1	0.02	1.00	0.0217	\$497.56	\$10.81	0.00	0.00	0.0000	\$4,819.78	\$0.00	\$10.80	Ortiz Nicole R&Benjamin D
438 361 14 03	CND	1	0.02	1.00	0.0217	\$497.56	\$10.81	0.00	0.00	0.0000	\$4,819.78	\$0.00	\$10.80	Shayegi Sara
438 361 14 04	CND	1	0.02	1.00	0.0217	\$497.56	\$10.81	0.00	0.00	0.0000	\$4,819.78	\$0.00	\$10.80	Azzam Adriana
438 361 14 05	CND	1	0.02	1.00	0.0217	\$497.56	\$10.81	0.00	0.00	0.0000	\$4,819.78	\$0.00	\$10.80	Michelangelo Investments L L C
438 361 14 06	CND	1	0.02	1.00	0.0217	\$497.56	\$10.81	0.00	0.00	0.0000	\$4,819.78	\$0.00	\$10.80	Spaar Stefan G&Netta Marlene
438 361 14 07	CND	1	0.02	1.00	0.0217	\$497.56	\$10.81	0.00	0.00	0.0000	\$4,819.78	\$0.00	\$10.80	Bernard Lois H Trust 08-26-94
438 361 14 08	CND	1	0.02	1.00	0.0217	\$497.56	\$10.81	0.00	0.00	0.0000	\$4,819.78	\$0.00	\$10.80	Liokumovich Boris A&Galina B
438 361 14 09	CND	1	0.02	1.00	0.0217	\$497.56	\$10.81	0.00	0.00	0.0000	\$4,819.78	\$0.00	\$10.80	Khouri Farid J&Itaf
438 361 14 10	CND	1	0.02	1.00	0.0217	\$497.56	\$10.81	0.00	0.00	0.0000	\$4,819.78	\$0.00	\$10.80	Muhlenforth Family Trust 08-19-14
438 361 14 11	CND	1	0.02	1.00	0.0217	\$497.56	\$10.81	0.00	0.00	0.0000	\$4,819.78	\$0.00	\$10.80	Frick Brian A&Dru A
438 361 14 12	CND	1	0.02	1.00	0.0217	\$497.56	\$10.81	0.00	0.00	0.0000	\$4,819.78	\$0.00	\$10.80	Cordeiro Family Trust 09-10-12
438 361 14 13	CND	1	0.02	1.00	0.0217	\$497.56	\$10.81	0.00	0.00	0.0000	\$4,819.78	\$0.00	\$10.80	Shen Li&Chen Yibei
438 361 14 14	CND	1	0.02	1.00	0.0217	\$497.56	\$10.81	0.00	0.00	0.0000	\$4,819.78	\$0.00	\$10.80	Zelazny Leonard&Ziband
438 361 14 15	CND	1	0.02	1.00	0.0217	\$497.56	\$10.81	0.00	0.00	0.0000	\$4,819.78	\$0.00	\$10.80	Moazami Family Trust 12-04-01
438 361 14 16	CND	1	0.02	1.00	0.0217	\$497.56	\$10.81	0.00	0.00	0.0000	\$4,819.78	\$0.00	\$10.80	Arteaga Armando&Arteaga Irasema M D

EXHIBIT C - Assessment Roll (Fiscal Year 2016)
First San Diego River Improvement Project Maintenance Assessment District

Parcel Number	Land Use ⁽¹⁾	Zone Number	Community Aesthetics Enhancement					Flood Control/Safety					FY 2016 ⁽³⁾ Assessment	Owner Name
			Net Area (Acres)	Zone Factor	EBA ⁽²⁾	Unit Cost	Assessment	Benefit Area (Acres)	Composite Benefit Factor	EBA ⁽²⁾	Unit Cost	Assessment		
438 361 14 17	CND	1	0.02	1.00	0.0217	\$497.56	\$10.81	0.00	0.00	0.0000	\$4,819.78	\$0.00	\$10.80	Maldonado Pablo&Bernadette L
438 361 14 18	CND	1	0.02	1.00	0.0217	\$497.56	\$10.81	0.00	0.00	0.0000	\$4,819.78	\$0.00	\$10.80	Forster Susan L
438 361 14 19	CND	1	0.02	1.00	0.0217	\$497.56	\$10.81	0.00	0.00	0.0000	\$4,819.78	\$0.00	\$10.80	Creamer George&Mary Trust 04-06-94
438 361 14 20	CND	1	0.02	1.00	0.0217	\$497.56	\$10.81	0.00	0.00	0.0000	\$4,819.78	\$0.00	\$10.80	Moss Susan K Trust 10-07-04
438 361 14 21	CND	1	0.02	1.00	0.0217	\$497.56	\$10.81	0.00	0.00	0.0000	\$4,819.78	\$0.00	\$10.80	Contreras Carlos C F
438 361 14 22	CND	1	0.02	1.00	0.0217	\$497.56	\$10.81	0.00	0.00	0.0000	\$4,819.78	\$0.00	\$10.80	C&C Real Estate L L C
438 361 14 23	CND	1	0.02	1.00	0.0217	\$497.56	\$10.81	0.00	0.00	0.0000	\$4,819.78	\$0.00	\$10.80	Tleel Nora N
438 361 14 24	CND	1	0.02	1.00	0.0217	\$497.56	\$10.81	0.00	0.00	0.0000	\$4,819.78	\$0.00	\$10.80	Moreno Stephanie
438 361 14 25	CND	1	0.02	1.00	0.0217	\$497.56	\$10.81	0.00	0.00	0.0000	\$4,819.78	\$0.00	\$10.80	Waplington Trust 03-19-14
438 361 14 26	CND	1	0.02	1.00	0.0217	\$497.56	\$10.81	0.00	0.00	0.0000	\$4,819.78	\$0.00	\$10.80	Gunder Trust 08-13-12
438 361 14 27	CND	1	0.02	1.00	0.0217	\$497.56	\$10.81	0.00	0.00	0.0000	\$4,819.78	\$0.00	\$10.80	Cole Courtney K
438 361 14 28	CND	1	0.02	1.00	0.0217	\$497.56	\$10.81	0.00	0.00	0.0000	\$4,819.78	\$0.00	\$10.80	Tavakkolizadeh Mohammad R&Kanani Mirea K
438 361 14 29	CND	1	0.02	1.00	0.0217	\$497.56	\$10.81	0.00	0.00	0.0000	\$4,819.78	\$0.00	\$10.80	Hale Kathryn
438 361 14 30	CND	1	0.02	1.00	0.0217	\$497.56	\$10.81	0.00	0.00	0.0000	\$4,819.78	\$0.00	\$10.80	Eastwood Leonard D&Julie A
438 361 14 31	CND	1	0.02	1.00	0.0217	\$497.56	\$10.81	0.00	0.00	0.0000	\$4,819.78	\$0.00	\$10.80	Parada Felizardo G
438 361 14 32	CND	1	0.02	1.00	0.0217	\$497.56	\$10.81	0.00	0.00	0.0000	\$4,819.78	\$0.00	\$10.80	Brown Dana M
438 361 14 33	CND	1	0.02	1.00	0.0217	\$497.56	\$10.81	0.00	0.00	0.0000	\$4,819.78	\$0.00	\$10.80	Pedrin Karlo M&Cindy L
438 361 14 34	CND	1	0.02	1.00	0.0217	\$497.56	\$10.81	0.00	0.00	0.0000	\$4,819.78	\$0.00	\$10.80	Stahl Dirk&Linda Trust 03-21-06
438 361 14 35	CND	1	0.02	1.00	0.0217	\$497.56	\$10.81	0.00	0.00	0.0000	\$4,819.78	\$0.00	\$10.80	Gilbert Gregory P&Maria B
438 361 14 36	CND	1	0.02	1.00	0.0217	\$497.56	\$10.81	0.00	0.00	0.0000	\$4,819.78	\$0.00	\$10.80	Brumfield Family Trust 06-09-94
438 361 14 37	CND	1	0.02	1.00	0.0217	\$497.56	\$10.81	0.00	0.00	0.0000	\$4,819.78	\$0.00	\$10.80	Malone Family Trust 02-23-07
438 361 14 38	CND	1	0.02	1.00	0.0217	\$497.56	\$10.81	0.00	0.00	0.0000	\$4,819.78	\$0.00	\$10.80	Burke Jerry J Jr
438 361 15 01	CND	1	0.02	1.00	0.0217	\$497.56	\$10.81	0.00	0.00	0.0000	\$4,819.78	\$0.00	\$10.80	Santos Eliza
438 361 15 02	CND	1	0.02	1.00	0.0217	\$497.56	\$10.81	0.00	0.00	0.0000	\$4,819.78	\$0.00	\$10.80	Dehghani Zarrindokht
438 361 15 03	CND	1	0.02	1.00	0.0217	\$497.56	\$10.81	0.00	0.00	0.0000	\$4,819.78	\$0.00	\$10.80	Sandoval Elizabeth
438 361 15 04	CND	1	0.02	1.00	0.0217	\$497.56	\$10.81	0.00	0.00	0.0000	\$4,819.78	\$0.00	\$10.80	Gleason Mark P
438 361 15 05	CND	1	0.02	1.00	0.0217	\$497.56	\$10.81	0.00	0.00	0.0000	\$4,819.78	\$0.00	\$10.80	Harney Briana
438 361 15 06	CND	1	0.02	1.00	0.0217	\$497.56	\$10.81	0.00	0.00	0.0000	\$4,819.78	\$0.00	\$10.80	Hawkins Charles J&Ann W
438 361 15 07	CND	1	0.02	1.00	0.0217	\$497.56	\$10.81	0.00	0.00	0.0000	\$4,819.78	\$0.00	\$10.80	Preovolos Spiro&Candra Trust 07-29-13
438 361 15 08	CND	1	0.02	1.00	0.0217	\$497.56	\$10.81	0.00	0.00	0.0000	\$4,819.78	\$0.00	\$10.80	Kramer Family Trust 12-16-97
438 361 15 09	CND	1	0.02	1.00	0.0217	\$497.56	\$10.81	0.00	0.00	0.0000	\$4,819.78	\$0.00	\$10.80	Minkoff Daniel P
438 361 15 10	CND	1	0.02	1.00	0.0217	\$497.56	\$10.81	0.00	0.00	0.0000	\$4,819.78	\$0.00	\$10.80	Perez Mayte C
438 361 15 11	CND	1	0.02	1.00	0.0217	\$497.56	\$10.81	0.00	0.00	0.0000	\$4,819.78	\$0.00	\$10.80	Mokhtarani Masoud&Gholipour Fatemeh A
438 361 15 12	CND	1	0.02	1.00	0.0217	\$497.56	\$10.81	0.00	0.00	0.0000	\$4,819.78	\$0.00	\$10.80	Imbuzan Tiberiu
438 361 15 13	CND	1	0.02	1.00	0.0217	\$497.56	\$10.81	0.00	0.00	0.0000	\$4,819.78	\$0.00	\$10.80	Spaar Stefan G&Netta Marlene M
438 361 15 14	CND	1	0.02	1.00	0.0217	\$497.56	\$10.81	0.00	0.00	0.0000	\$4,819.78	\$0.00	\$10.80	Becerra Jaime&Rosario
438 361 15 15	CND	1	0.02	1.00	0.0217	\$497.56	\$10.81	0.00	0.00	0.0000	\$4,819.78	\$0.00	\$10.80	Medina Carmelo R&Heidi L S Trust 11-04-05
438 361 15 16	CND	1	0.02	1.00	0.0217	\$497.56	\$10.81	0.00	0.00	0.0000	\$4,819.78	\$0.00	\$10.80	Mcduffy Family Trust 01-28-08
438 361 15 17	CND	1	0.02	1.00	0.0217	\$497.56	\$10.81	0.00	0.00	0.0000	\$4,819.78	\$0.00	\$10.80	Anderson Suzanne L
438 361 15 18	CND	1	0.02	1.00	0.0217	\$497.56	\$10.81	0.00	0.00	0.0000	\$4,819.78	\$0.00	\$10.80	Zambelli Gina
438 361 15 19	CND	1	0.02	1.00	0.0217	\$497.56	\$10.81	0.00	0.00	0.0000	\$4,819.78	\$0.00	\$10.80	Ast Daymon J
438 361 15 20	CND	1	0.02	1.00	0.0217	\$497.56	\$10.81	0.00	0.00	0.0000	\$4,819.78	\$0.00	\$10.80	Blodgett William L&Lois J
438 361 15 21	CND	1	0.02	1.00	0.0217	\$497.56	\$10.81	0.00	0.00	0.0000	\$4,819.78	\$0.00	\$10.80	Olson Natalie R
438 361 15 22	CND	1	0.02	1.00	0.0217	\$497.56	\$10.81	0.00	0.00	0.0000	\$4,819.78	\$0.00	\$10.80	Perez Gabriel
438 361 15 23	CND	1	0.02	1.00	0.0217	\$497.56	\$10.81	0.00	0.00	0.0000	\$4,819.78	\$0.00	\$10.80	Cui Zilong
438 361 15 24	CND	1	0.02	1.00	0.0217	\$497.56	\$10.81	0.00	0.00	0.0000	\$4,819.78	\$0.00	\$10.80	Fares Nijad

EXHIBIT C - Assessment Roll (Fiscal Year 2016)
First San Diego River Improvement Project Maintenance Assessment District

Parcel Number	Land Use ⁽¹⁾	Zone Number	Community Aesthetics Enhancement					Flood Control/Safety					FY 2016 ⁽³⁾ Assessment	Owner Name
			Net Area (Acres)	Zone Factor	EBA ⁽²⁾	Unit Cost	Assessment	Benefit Area (Acres)	Composite Benefit Factor	EBA ⁽²⁾	Unit Cost	Assessment		
438 361 16 01	CND	1	0.02	1.00	0.0217	\$497.56	\$10.81	0.00	0.00	0.0000	\$4,819.78	\$0.00	\$10.80	Woodward Christopher G
438 361 16 02	CND	1	0.02	1.00	0.0217	\$497.56	\$10.81	0.00	0.00	0.0000	\$4,819.78	\$0.00	\$10.80	Skaperdas Nicholas R
438 361 16 03	CND	1	0.02	1.00	0.0217	\$497.56	\$10.81	0.00	0.00	0.0000	\$4,819.78	\$0.00	\$10.80	Moneda Francisco V&Evelyn C
438 361 16 04	CND	1	0.02	1.00	0.0217	\$497.56	\$10.81	0.00	0.00	0.0000	\$4,819.78	\$0.00	\$10.80	Arceo Jaime V&Immaculada Q
438 361 16 05	CND	1	0.02	1.00	0.0217	\$497.56	\$10.81	0.00	0.00	0.0000	\$4,819.78	\$0.00	\$10.80	Watkins Keith&Deanna
438 361 16 06	CND	1	0.02	1.00	0.0217	\$497.56	\$10.81	0.00	0.00	0.0000	\$4,819.78	\$0.00	\$10.80	Kimmons Family Trust 07-27-05
438 361 16 07	CND	1	0.02	1.00	0.0217	\$497.56	\$10.81	0.00	0.00	0.0000	\$4,819.78	\$0.00	\$10.80	Pelzel Rodney L&Nancy S
438 361 16 08	CND	1	0.02	1.00	0.0217	\$497.56	\$10.81	0.00	0.00	0.0000	\$4,819.78	\$0.00	\$10.80	Farpon Marisa
438 361 16 09	CND	1	0.02	1.00	0.0217	\$497.56	\$10.81	0.00	0.00	0.0000	\$4,819.78	\$0.00	\$10.80	Townsend Larry T&Elizabeth J
438 361 16 10	CND	1	0.02	1.00	0.0217	\$497.56	\$10.81	0.00	0.00	0.0000	\$4,819.78	\$0.00	\$10.80	Saul Carol P Trust 03-04-14
438 361 16 11	CND	1	0.02	1.00	0.0217	\$497.56	\$10.81	0.00	0.00	0.0000	\$4,819.78	\$0.00	\$10.80	Lacar Novette R L
438 361 16 12	CND	1	0.02	1.00	0.0217	\$497.56	\$10.81	0.00	0.00	0.0000	\$4,819.78	\$0.00	\$10.80	Carmichael Thomas R Trust 07-10-14
438 361 16 13	CND	1	0.02	1.00	0.0217	\$497.56	\$10.81	0.00	0.00	0.0000	\$4,819.78	\$0.00	\$10.80	Mullen Family Trust 04-20-94
438 361 16 14	CND	1	0.02	1.00	0.0217	\$497.56	\$10.81	0.00	0.00	0.0000	\$4,819.78	\$0.00	\$10.80	Matloob Rafi
438 361 16 15	CND	1	0.02	1.00	0.0217	\$497.56	\$10.81	0.00	0.00	0.0000	\$4,819.78	\$0.00	\$10.80	McMurrrian Eric&Guyer Nicole
438 361 16 16	CND	1	0.02	1.00	0.0217	\$497.56	\$10.81	0.00	0.00	0.0000	\$4,819.78	\$0.00	\$10.80	Zamani Behzad&Motavaselani Fatemeh Trust 05-11-
438 361 16 17	CND	1	0.02	1.00	0.0217	\$497.56	\$10.81	0.00	0.00	0.0000	\$4,819.78	\$0.00	\$10.80	Morrell Adam A
438 361 16 18	CND	1	0.02	1.00	0.0217	\$497.56	\$10.81	0.00	0.00	0.0000	\$4,819.78	\$0.00	\$10.80	Woods Lee C&Jefferson-Woods Deborah E
438 361 16 19	CND	1	0.02	1.00	0.0217	\$497.56	\$10.81	0.00	0.00	0.0000	\$4,819.78	\$0.00	\$10.80	Emma Konstantin K Trust 04-07-10
438 361 16 20	CND	1	0.02	1.00	0.0217	\$497.56	\$10.81	0.00	0.00	0.0000	\$4,819.78	\$0.00	\$10.80	Shaghafi Siavash&Heydari Marjan
438 361 16 21	CND	1	0.02	1.00	0.0217	\$497.56	\$10.81	0.00	0.00	0.0000	\$4,819.78	\$0.00	\$10.80	Movahedian Family Trust 05-30-01
438 361 16 22	CND	1	0.02	1.00	0.0217	\$497.56	\$10.81	0.00	0.00	0.0000	\$4,819.78	\$0.00	\$10.80	Diaz Enrique R
438 361 16 23	CND	1	0.02	1.00	0.0217	\$497.56	\$10.81	0.00	0.00	0.0000	\$4,819.78	\$0.00	\$10.80	Ballard Blake&Keri G
438 361 16 24	CND	1	0.02	1.00	0.0217	\$497.56	\$10.81	0.00	0.00	0.0000	\$4,819.78	\$0.00	\$10.80	Petersen Keith B Trust 07-18-12
438 361 16 25	CND	1	0.02	1.00	0.0217	\$497.56	\$10.81	0.00	0.00	0.0000	\$4,819.78	\$0.00	\$10.80	Faris James&Shirley
438 361 16 26	CND	1	0.02	1.00	0.0217	\$497.56	\$10.81	0.00	0.00	0.0000	\$4,819.78	\$0.00	\$10.80	Pornan Donald C
438 361 16 27	CND	1	0.02	1.00	0.0217	\$497.56	\$10.81	0.00	0.00	0.0000	\$4,819.78	\$0.00	\$10.80	Vesco Family L L L P
438 361 16 28	CND	1	0.02	1.00	0.0217	\$497.56	\$10.81	0.00	0.00	0.0000	\$4,819.78	\$0.00	\$10.80	Cunningham Bryan
438 361 16 29	CND	1	0.02	1.00	0.0217	\$497.56	\$10.81	0.00	0.00	0.0000	\$4,819.78	\$0.00	\$10.80	Tagliapietra Eduardo S
438 361 16 30	CND	1	0.02	1.00	0.0217	\$497.56	\$10.81	0.00	0.00	0.0000	\$4,819.78	\$0.00	\$10.80	8355 Station Village Lane 4311 L L C
438 361 16 31	CND	1	0.02	1.00	0.0217	\$497.56	\$10.81	0.00	0.00	0.0000	\$4,819.78	\$0.00	\$10.80	Smith David F&Anna K
438 361 16 32	CND	1	0.02	1.00	0.0217	\$497.56	\$10.81	0.00	0.00	0.0000	\$4,819.78	\$0.00	\$10.80	Carver Jason R
438 361 16 33	CND	1	0.02	1.00	0.0217	\$497.56	\$10.81	0.00	0.00	0.0000	\$4,819.78	\$0.00	\$10.80	McClure Gregory A&Safford-McClure Tonia M
438 361 16 34	CND	1	0.02	1.00	0.0217	\$497.56	\$10.81	0.00	0.00	0.0000	\$4,819.78	\$0.00	\$10.80	Hernandez-Urtiz Victor G&Emma M D
438 361 16 35	CND	1	0.02	1.00	0.0217	\$497.56	\$10.81	0.00	0.00	0.0000	\$4,819.78	\$0.00	\$10.80	Jaramillo Clara
438 361 16 36	CND	1	0.02	1.00	0.0217	\$497.56	\$10.81	0.00	0.00	0.0000	\$4,819.78	\$0.00	\$10.80	Guilpain Helen
438 361 16 37	CND	1	0.02	1.00	0.0217	\$497.56	\$10.81	0.00	0.00	0.0000	\$4,819.78	\$0.00	\$10.80	Addamo Family Trust 12-09-04
438 361 16 38	CND	1	0.02	1.00	0.0217	\$497.56	\$10.81	0.00	0.00	0.0000	\$4,819.78	\$0.00	\$10.80	Livingston Family Trust 05-13-87
438 361 16 39	CND	1	0.02	1.00	0.0217	\$497.56	\$10.81	0.00	0.00	0.0000	\$4,819.78	\$0.00	\$10.80	Mead Michael&Redpath Toni
438 361 16 40	CND	1	0.02	1.00	0.0217	\$497.56	\$10.81	0.00	0.00	0.0000	\$4,819.78	\$0.00	\$10.80	Ossovski Leonid
438 361 16 41	CND	1	0.02	1.00	0.0217	\$497.56	\$10.81	0.00	0.00	0.0000	\$4,819.78	\$0.00	\$10.80	Siu Ray Lei
438 361 16 42	CND	1	0.02	1.00	0.0217	\$497.56	\$10.81	0.00	0.00	0.0000	\$4,819.78	\$0.00	\$10.80	Furuta Jennifer
438 361 16 43	CND	1	0.02	1.00	0.0217	\$497.56	\$10.81	0.00	0.00	0.0000	\$4,819.78	\$0.00	\$10.80	Simons Family Marital One Trust 12-15-87
438 361 16 44	CND	1	0.02	1.00	0.0217	\$497.56	\$10.81	0.00	0.00	0.0000	\$4,819.78	\$0.00	\$10.80	Lutes John E&Linda S
438 361 16 45	CND	1	0.02	1.00	0.0217	\$497.56	\$10.81	0.00	0.00	0.0000	\$4,819.78	\$0.00	\$10.80	Zhao Zhiyong&Zhang Ping
438 361 16 46	CND	1	0.02	1.00	0.0217	\$497.56	\$10.81	0.00	0.00	0.0000	\$4,819.78	\$0.00	\$10.80	Haratinia Masoumeh Family Trust 08-19-09

EXHIBIT C - Assessment Roll (Fiscal Year 2016)
First San Diego River Improvement Project Maintenance Assessment District

Parcel Number	Land Use ⁽¹⁾	Zone Number	Community Aesthetics Enhancement					Flood Control/Safety					FY 2016 ⁽³⁾ Assessment	Owner Name
			Net Area (Acres)	Zone Factor	EBA ⁽²⁾	Unit Cost	Assessment	Benefit Area (Acres)	Composite Benefit Factor	EBA ⁽²⁾	Unit Cost	Assessment		
438 361 16 47	CND	1	0.02	1.00	0.0217	\$497.56	\$10.81	0.00	0.00	0.0000	\$4,819.78	\$0.00	\$10.80	Wilson Alejandro G&Vazquez Ana M V
438 361 16 48	CND	1	0.02	1.00	0.0217	\$497.56	\$10.81	0.00	0.00	0.0000	\$4,819.78	\$0.00	\$10.80	Kennedy Family Revocable 2014 Trust
438 361 16 49	CND	1	0.02	1.00	0.0217	\$497.56	\$10.81	0.00	0.00	0.0000	\$4,819.78	\$0.00	\$10.80	Hertz Gail B
438 361 16 50	CND	1	0.02	1.00	0.0217	\$497.56	\$10.81	0.00	0.00	0.0000	\$4,819.78	\$0.00	\$10.80	Carroll Margaret A Trust 03-09-04
438 361 16 51	CND	1	0.02	1.00	0.0217	\$497.56	\$10.81	0.00	0.00	0.0000	\$4,819.78	\$0.00	\$10.80	Saul James E&Elizabeth L Revocable 1999 Trust 04-
438 361 17 01	CND	1	0.02	1.00	0.0217	\$497.56	\$10.81	0.00	0.00	0.0000	\$4,819.78	\$0.00	\$10.80	Gorsich David L&Elizabeth F
438 361 17 02	CND	1	0.02	1.00	0.0217	\$497.56	\$10.81	0.00	0.00	0.0000	\$4,819.78	\$0.00	\$10.80	Deleon Family Trust 03-05-13
438 361 17 03	CND	1	0.02	1.00	0.0217	\$497.56	\$10.81	0.00	0.00	0.0000	\$4,819.78	\$0.00	\$10.80	Deleon Kristine
438 361 17 04	CND	1	0.02	1.00	0.0217	\$497.56	\$10.81	0.00	0.00	0.0000	\$4,819.78	\$0.00	\$10.80	John Joseph R
438 361 17 05	CND	1	0.02	1.00	0.0217	\$497.56	\$10.81	0.00	0.00	0.0000	\$4,819.78	\$0.00	\$10.80	Krongold Alejandro&Cecilia Family Trust 04-13-11
438 361 17 06	CND	1	0.02	1.00	0.0217	\$497.56	\$10.81	0.00	0.00	0.0000	\$4,819.78	\$0.00	\$10.80	Booras 2007 Trust
438 361 17 07	CND	1	0.02	1.00	0.0217	\$497.56	\$10.81	0.00	0.00	0.0000	\$4,819.78	\$0.00	\$10.80	Akers Paul A&Leanne K
438 361 17 08	CND	1	0.02	1.00	0.0217	\$497.56	\$10.81	0.00	0.00	0.0000	\$4,819.78	\$0.00	\$10.80	Valenzuela Lorena
438 361 17 09	CND	1	0.02	1.00	0.0217	\$497.56	\$10.81	0.00	0.00	0.0000	\$4,819.78	\$0.00	\$10.80	Johnson Sue Ann Sebens Trust
438 361 17 10	CND	1	0.02	1.00	0.0217	\$497.56	\$10.81	0.00	0.00	0.0000	\$4,819.78	\$0.00	\$10.80	Ibarra Lucio A J
438 361 17 11	CND	1	0.02	1.00	0.0217	\$497.56	\$10.81	0.00	0.00	0.0000	\$4,819.78	\$0.00	\$10.80	Gorou Chris
438 361 17 12	CND	1	0.02	1.00	0.0217	\$497.56	\$10.81	0.00	0.00	0.0000	\$4,819.78	\$0.00	\$10.80	Linebarger Suzette
438 361 17 13	CND	1	0.02	1.00	0.0217	\$497.56	\$10.81	0.00	0.00	0.0000	\$4,819.78	\$0.00	\$10.80	Riggs Frank D&Cathy A
438 361 17 14	CND	1	0.02	1.00	0.0217	\$497.56	\$10.81	0.00	0.00	0.0000	\$4,819.78	\$0.00	\$10.80	Moore Robert S
438 361 17 15	CND	1	0.02	1.00	0.0217	\$497.56	\$10.81	0.00	0.00	0.0000	\$4,819.78	\$0.00	\$10.80	Zamora Miguel M B G
438 361 17 16	CND	1	0.02	1.00	0.0217	\$497.56	\$10.81	0.00	0.00	0.0000	\$4,819.78	\$0.00	\$10.80	Ho Lap-Wai
438 361 17 17	CND	1	0.02	1.00	0.0217	\$497.56	\$10.81	0.00	0.00	0.0000	\$4,819.78	\$0.00	\$10.80	Peterson Family Trust 12-15-89
438 361 17 18	CND	1	0.02	1.00	0.0217	\$497.56	\$10.81	0.00	0.00	0.0000	\$4,819.78	\$0.00	\$10.80	Modic Scott&Brandy
438 361 17 19	CND	1	0.02	1.00	0.0217	\$497.56	\$10.81	0.00	0.00	0.0000	\$4,819.78	\$0.00	\$10.80	Broderick William A&Charlotte N 1999 Trust
438 361 17 20	CND	1	0.02	1.00	0.0217	\$497.56	\$10.81	0.00	0.00	0.0000	\$4,819.78	\$0.00	\$10.80	Steed Benjamin T
438 361 17 21	CND	1	0.02	1.00	0.0217	\$497.56	\$10.81	0.00	0.00	0.0000	\$4,819.78	\$0.00	\$10.80	Ghasemazar Mohammad
438 361 17 22	CND	1	0.02	1.00	0.0217	\$497.56	\$10.81	0.00	0.00	0.0000	\$4,819.78	\$0.00	\$10.80	Rogers Edmund L&Bara
438 361 17 23	CND	1	0.02	1.00	0.0217	\$497.56	\$10.81	0.00	0.00	0.0000	\$4,819.78	\$0.00	\$10.80	Gossett John J&Mee Ngoh
438 361 17 24	CND	1	0.02	1.00	0.0217	\$497.56	\$10.81	0.00	0.00	0.0000	\$4,819.78	\$0.00	\$10.80	Mayo Family Trust 10-31-05
438 361 17 25	CND	1	0.02	1.00	0.0217	\$497.56	\$10.81	0.00	0.00	0.0000	\$4,819.78	\$0.00	\$10.80	Hubbard Trevor Living Trust 04-13-12
438 361 17 26	CND	1	0.02	1.00	0.0217	\$497.56	\$10.81	0.00	0.00	0.0000	\$4,819.78	\$0.00	\$10.80	Buenzli Shari
438 361 17 27	CND	1	0.02	1.00	0.0217	\$497.56	\$10.81	0.00	0.00	0.0000	\$4,819.78	\$0.00	\$10.80	Bishop Gregory F
438 361 17 28	CND	1	0.02	1.00	0.0217	\$497.56	\$10.81	0.00	0.00	0.0000	\$4,819.78	\$0.00	\$10.80	Peple Diane L
438 361 17 29	CND	1	0.02	1.00	0.0217	\$497.56	\$10.81	0.00	0.00	0.0000	\$4,819.78	\$0.00	\$10.80	Bader Living Trust 10-02-08
438 361 17 30	CND	1	0.02	1.00	0.0217	\$497.56	\$10.81	0.00	0.00	0.0000	\$4,819.78	\$0.00	\$10.80	Ansay-Fan Trust 04-01-14
438 361 17 31	CND	1	0.02	1.00	0.0217	\$497.56	\$10.81	0.00	0.00	0.0000	\$4,819.78	\$0.00	\$10.80	Pekos Christopher M
438 361 17 32	CND	1	0.02	1.00	0.0217	\$497.56	\$10.81	0.00	0.00	0.0000	\$4,819.78	\$0.00	\$10.80	Olayemi Family Trust 07-17-06
438 361 17 33	CND	1	0.02	1.00	0.0217	\$497.56	\$10.81	0.00	0.00	0.0000	\$4,819.78	\$0.00	\$10.80	Martinez Liliana T
438 361 17 34	CND	1	0.02	1.00	0.0217	\$497.56	\$10.81	0.00	0.00	0.0000	\$4,819.78	\$0.00	\$10.80	Monat Pavel
438 361 17 35	CND	1	0.02	1.00	0.0217	\$497.56	\$10.81	0.00	0.00	0.0000	\$4,819.78	\$0.00	\$10.80	Krisch Stanley P&Rita A
438 361 17 36	CND	1	0.02	1.00	0.0217	\$497.56	\$10.81	0.00	0.00	0.0000	\$4,819.78	\$0.00	\$10.80	Taniel John&Rebecca
438 361 17 37	CND	1	0.02	1.00	0.0217	\$497.56	\$10.81	0.00	0.00	0.0000	\$4,819.78	\$0.00	\$10.80	Cheng Peter Y&Shirley N
438 361 17 38	CND	1	0.02	1.00	0.0217	\$497.56	\$10.81	0.00	0.00	0.0000	\$4,819.78	\$0.00	\$10.80	Mehrabi Arash
438 361 17 39	CND	1	0.02	1.00	0.0217	\$497.56	\$10.81	0.00	0.00	0.0000	\$4,819.78	\$0.00	\$10.80	Smith Douglas K&Yrene G
438 361 17 40	CND	1	0.02	1.00	0.0217	\$497.56	\$10.81	0.00	0.00	0.0000	\$4,819.78	\$0.00	\$10.80	Willgoss Robert J&Jacalyn T
438 361 17 41	CND	1	0.02	1.00	0.0217	\$497.56	\$10.81	0.00	0.00	0.0000	\$4,819.78	\$0.00	\$10.80	Tucker Jerry L

EXHIBIT C - Assessment Roll (Fiscal Year 2016)
First San Diego River Improvement Project Maintenance Assessment District

Parcel Number	Land Use ⁽¹⁾	Zone Number	Community Aesthetics Enhancement					Flood Control/Safety					FY 2016 ⁽³⁾ Assessment	Owner Name
			Net Area (Acres)	Zone Factor	EBA ⁽²⁾	Unit Cost	Assessment	Benefit Area (Acres)	Composite Benefit Factor	EBA ⁽²⁾	Unit Cost	Assessment		
438 361 18 01	CND	1	0.02	1.00	0.0217	\$497.56	\$10.81	0.00	0.00	0.0000	\$4,819.78	\$0.00	\$10.80	Delvalle Mauricio J C
438 361 18 02	CND	1	0.02	1.00	0.0217	\$497.56	\$10.81	0.00	0.00	0.0000	\$4,819.78	\$0.00	\$10.80	Walpert Nicholas R Revocable Trust 06-02-08
438 361 18 03	CND	1	0.02	1.00	0.0217	\$497.56	\$10.81	0.00	0.00	0.0000	\$4,819.78	\$0.00	\$10.80	Christensen Don&Kay L
438 361 18 04	CND	1	0.02	1.00	0.0217	\$497.56	\$10.81	0.00	0.00	0.0000	\$4,819.78	\$0.00	\$10.80	Younes Amir
438 361 18 05	CND	1	0.02	1.00	0.0217	\$497.56	\$10.81	0.00	0.00	0.0000	\$4,819.78	\$0.00	\$10.80	Frodesen Fred O&Linda M
438 361 18 06	CND	1	0.02	1.00	0.0217	\$497.56	\$10.81	0.00	0.00	0.0000	\$4,819.78	\$0.00	\$10.80	Bal Donald R K Jr&Diane
438 361 18 07	CND	1	0.02	1.00	0.0217	\$497.56	\$10.81	0.00	0.00	0.0000	\$4,819.78	\$0.00	\$10.80	Rottermann Family Trust 12-01-87
438 361 18 08	CND	1	0.02	1.00	0.0217	\$497.56	\$10.81	0.00	0.00	0.0000	\$4,819.78	\$0.00	\$10.80	Pantoni Deborah A Trust 05-13-13
438 361 18 09	CND	1	0.02	1.00	0.0217	\$497.56	\$10.81	0.00	0.00	0.0000	\$4,819.78	\$0.00	\$10.80	Backhaus Clint P
438 361 18 10	CND	1	0.02	1.00	0.0217	\$497.56	\$10.81	0.00	0.00	0.0000	\$4,819.78	\$0.00	\$10.80	Spears Easy&Amy E
438 361 18 11	CND	1	0.02	1.00	0.0217	\$497.56	\$10.81	0.00	0.00	0.0000	\$4,819.78	\$0.00	\$10.80	Antillon Fatima L V
438 361 18 12	CND	1	0.02	1.00	0.0217	\$497.56	\$10.81	0.00	0.00	0.0000	\$4,819.78	\$0.00	\$10.80	Boddin-Chung Anne Marie
438 361 18 13	CND	1	0.02	1.00	0.0217	\$497.56	\$10.81	0.00	0.00	0.0000	\$4,819.78	\$0.00	\$10.80	Herbst David A
438 361 18 14	CND	1	0.02	1.00	0.0217	\$497.56	\$10.81	0.00	0.00	0.0000	\$4,819.78	\$0.00	\$10.80	Bradford Amanda P
438 361 18 15	CND	1	0.02	1.00	0.0217	\$497.56	\$10.81	0.00	0.00	0.0000	\$4,819.78	\$0.00	\$10.80	Kayvan-Leila Separate Property Trust 09-18-01 Et Al
438 361 18 16	CND	1	0.02	1.00	0.0217	\$497.56	\$10.81	0.00	0.00	0.0000	\$4,819.78	\$0.00	\$10.80	Robles Raul R&Gina C
438 361 18 17	CND	1	0.02	1.00	0.0217	\$497.56	\$10.81	0.00	0.00	0.0000	\$4,819.78	\$0.00	\$10.80	Zuniga-Avila Liliana Trust 05-13-03
438 361 18 18	CND	1	0.02	1.00	0.0217	\$497.56	\$10.81	0.00	0.00	0.0000	\$4,819.78	\$0.00	\$10.80	Fang George W C&Hsiang Lan
438 361 18 19	CND	1	0.02	1.00	0.0217	\$497.56	\$10.81	0.00	0.00	0.0000	\$4,819.78	\$0.00	\$10.80	Phung Peter Gia-Trong
438 361 18 20	CND	1	0.02	1.00	0.0217	\$497.56	\$10.81	0.00	0.00	0.0000	\$4,819.78	\$0.00	\$10.80	Emma Konstantin K Trust 04-07-10
438 361 18 21	CND	1	0.02	1.00	0.0217	\$497.56	\$10.81	0.00	0.00	0.0000	\$4,819.78	\$0.00	\$10.80	Minkoff Devin J
438 361 18 22	CND	1	0.02	1.00	0.0217	\$497.56	\$10.81	0.00	0.00	0.0000	\$4,819.78	\$0.00	\$10.80	Buturla Attila
438 361 18 23	CND	1	0.02	1.00	0.0217	\$497.56	\$10.81	0.00	0.00	0.0000	\$4,819.78	\$0.00	\$10.80	Duncan Jackie J&Christiana C
438 361 18 24	CND	1	0.02	1.00	0.0217	\$497.56	\$10.81	0.00	0.00	0.0000	\$4,819.78	\$0.00	\$10.80	Alexander Ken&Marietta
438 361 18 25	CND	1	0.02	1.00	0.0217	\$497.56	\$10.81	0.00	0.00	0.0000	\$4,819.78	\$0.00	\$10.80	Sullivan Deirdre M
438 361 18 26	CND	1	0.02	1.00	0.0217	\$497.56	\$10.81	0.00	0.00	0.0000	\$4,819.78	\$0.00	\$10.80	Price Wayne E Family Trust 12-14-01
438 361 18 27	CND	1	0.02	1.00	0.0217	\$497.56	\$10.81	0.00	0.00	0.0000	\$4,819.78	\$0.00	\$10.80	Bray Tim&Kathy 2003 Trust 10-28-03
438 361 18 28	CND	1	0.02	1.00	0.0217	\$497.56	\$10.81	0.00	0.00	0.0000	\$4,819.78	\$0.00	\$10.80	Rice Family Living Trust 09-28-06
438 361 18 29	CND	1	0.02	1.00	0.0217	\$497.56	\$10.81	0.00	0.00	0.0000	\$4,819.78	\$0.00	\$10.80	Datman Separate Property Forever Trust 04-14-14
438 361 18 30	CND	1	0.02	1.00	0.0217	\$497.56	\$10.81	0.00	0.00	0.0000	\$4,819.78	\$0.00	\$10.80	Xiang David
438 361 18 31	CND	1	0.02	1.00	0.0217	\$497.56	\$10.81	0.00	0.00	0.0000	\$4,819.78	\$0.00	\$10.80	Rebsamen Margaret N Tr&Choplin Lynn Tr
438 361 18 32	CND	1	0.02	1.00	0.0217	\$497.56	\$10.81	0.00	0.00	0.0000	\$4,819.78	\$0.00	\$10.80	Zapata Erin T
438 361 18 33	CND	1	0.02	1.00	0.0217	\$497.56	\$10.81	0.00	0.00	0.0000	\$4,819.78	\$0.00	\$10.80	Crivello Diana M
438 361 18 34	CND	1	0.02	1.00	0.0217	\$497.56	\$10.81	0.00	0.00	0.0000	\$4,819.78	\$0.00	\$10.80	Hurteau Vincent
438 361 18 35	CND	1	0.02	1.00	0.0217	\$497.56	\$10.81	0.00	0.00	0.0000	\$4,819.78	\$0.00	\$10.80	Jabinal Gerardo&Salvacion Family Trust 07-15-93
438 361 18 36	CND	1	0.02	1.00	0.0217	\$497.56	\$10.81	0.00	0.00	0.0000	\$4,819.78	\$0.00	\$10.80	Krutik Vitaliy
438 361 18 37	CND	1	0.02	1.00	0.0217	\$497.56	\$10.81	0.00	0.00	0.0000	\$4,819.78	\$0.00	\$10.80	Rodriguez Maria T C Trust 08-25-04
438 361 18 38	CND	1	0.02	1.00	0.0217	\$497.56	\$10.81	0.00	0.00	0.0000	\$4,819.78	\$0.00	\$10.80	Volpe James Iii&Debra L
438 361 18 39	CND	1	0.02	1.00	0.0217	\$497.56	\$10.81	0.00	0.00	0.0000	\$4,819.78	\$0.00	\$10.80	Hawthorne Family Trust 12-19-08
438 361 18 40	CND	1	0.02	1.00	0.0217	\$497.56	\$10.81	0.00	0.00	0.0000	\$4,819.78	\$0.00	\$10.80	Hunt-Abreu Carol Trust 07-03-97
438 361 18 41	CND	1	0.02	1.00	0.0217	\$497.56	\$10.81	0.00	0.00	0.0000	\$4,819.78	\$0.00	\$10.80	Fitzgerald Aimee
438 361 18 42	CND	1	0.02	1.00	0.0217	\$497.56	\$10.81	0.00	0.00	0.0000	\$4,819.78	\$0.00	\$10.80	Gridley Patricia A
438 361 18 43	CND	1	0.02	1.00	0.0217	\$497.56	\$10.81	0.00	0.00	0.0000	\$4,819.78	\$0.00	\$10.80	Lai Kevin
438 361 18 44	CND	1	0.02	1.00	0.0217	\$497.56	\$10.81	0.00	0.00	0.0000	\$4,819.78	\$0.00	\$10.80	Peck Kim
438 361 18 45	CND	1	0.02	1.00	0.0217	\$497.56	\$10.81	0.00	0.00	0.0000	\$4,819.78	\$0.00	\$10.80	Gerstenfeld Marge Trust 02-20-14
438 361 18 46	CND	1	0.02	1.00	0.0217	\$497.56	\$10.81	0.00	0.00	0.0000	\$4,819.78	\$0.00	\$10.80	Primes Gary L

EXHIBIT C - Assessment Roll (Fiscal Year 2016)
First San Diego River Improvement Project Maintenance Assessment District

Parcel Number	Land Use ⁽¹⁾	Zone Number	Community Aesthetics Enhancement					Flood Control/Safety					FY 2016 ⁽³⁾ Assessment	Owner Name
			Net Area (Acres)	Zone Factor	EBA ⁽²⁾	Unit Cost	Assessment	Benefit Area (Acres)	Composite Benefit Factor	EBA ⁽²⁾	Unit Cost	Assessment		
438 361 18 47	CND	1	0.02	1.00	0.0217	\$497.56	\$10.81	0.00	0.00	0.0000	\$4,819.78	\$0.00	\$10.80	Bucur Nicholas A Jr Trust 03-07-03
438 361 18 48	CND	1	0.02	1.00	0.0217	\$497.56	\$10.81	0.00	0.00	0.0000	\$4,819.78	\$0.00	\$10.80	Boren B John
438 361 18 49	CND	1	0.02	1.00	0.0217	\$497.56	\$10.81	0.00	0.00	0.0000	\$4,819.78	\$0.00	\$10.80	Joh Gun Ho&Ock S
438 361 18 50	CND	1	0.02	1.00	0.0217	\$497.56	\$10.81	0.00	0.00	0.0000	\$4,819.78	\$0.00	\$10.80	Gussie Ryan
438 361 18 51	CND	1	0.02	1.00	0.0217	\$497.56	\$10.81	0.00	0.00	0.0000	\$4,819.78	\$0.00	\$10.80	Mahallati Amin E
438 361 18 52	CND	1	0.02	1.00	0.0217	\$497.56	\$10.81	0.00	0.00	0.0000	\$4,819.78	\$0.00	\$10.80	Duvall James P
438 361 18 53	CND	1	0.02	1.00	0.0217	\$497.56	\$10.81	0.00	0.00	0.0000	\$4,819.78	\$0.00	\$10.80	Difilippi Mario J&Sue E
438 361 18 54	CND	1	0.02	1.00	0.0217	\$497.56	\$10.81	0.00	0.00	0.0000	\$4,819.78	\$0.00	\$10.80	Hanson Theodore
438 361 18 55	CND	1	0.02	1.00	0.0217	\$497.56	\$10.81	0.00	0.00	0.0000	\$4,819.78	\$0.00	\$10.80	Colling Alita E Revocable Living Trust
438 361 18 56	CND	1	0.02	1.00	0.0217	\$497.56	\$10.81	0.00	0.00	0.0000	\$4,819.78	\$0.00	\$10.80	Hansen Justin W
438 361 18 57	CND	1	0.02	1.00	0.0217	\$497.56	\$10.81	0.00	0.00	0.0000	\$4,819.78	\$0.00	\$10.80	Cauzza Condos L L C
438 361 18 58	CND	1	0.02	1.00	0.0217	\$497.56	\$10.81	0.00	0.00	0.0000	\$4,819.78	\$0.00	\$10.80	Moss Susan K Trust 10-07-04
438 361 18 59	CND	1	0.02	1.00	0.0217	\$497.56	\$10.81	0.00	0.00	0.0000	\$4,819.78	\$0.00	\$10.80	Goto Family Trust 09-10-04
438 361 18 60	CND	1	0.02	1.00	0.0217	\$497.56	\$10.81	0.00	0.00	0.0000	\$4,819.78	\$0.00	\$10.80	Niemiec Michael E Revocable Trust 05-01-06
438 361 18 61	CND	1	0.02	1.00	0.0217	\$497.56	\$10.81	0.00	0.00	0.0000	\$4,819.78	\$0.00	\$10.80	Zheng Alexandra Hui-Shan Tr
438 361 18 62	CND	1	0.02	1.00	0.0217	\$497.56	\$10.81	0.00	0.00	0.0000	\$4,819.78	\$0.00	\$10.80	Burdman Scott A Living Trust 08-24-07
438 361 18 63	CND	1	0.02	1.00	0.0217	\$497.56	\$10.81	0.00	0.00	0.0000	\$4,819.78	\$0.00	\$10.80	Panchuk Inna
438 361 18 64	CND	1	0.02	1.00	0.0217	\$497.56	\$10.81	0.00	0.00	0.0000	\$4,819.78	\$0.00	\$10.80	Diba Ali&Lidia Living Trust 09-21-00
438 361 18 65	CND	1	0.02	1.00	0.0217	\$497.56	\$10.81	0.00	0.00	0.0000	\$4,819.78	\$0.00	\$10.80	Darconte Carla
438 361 18 66	CND	1	0.02	1.00	0.0217	\$497.56	\$10.81	0.00	0.00	0.0000	\$4,819.78	\$0.00	\$10.80	Schnuch Fred
438 361 20 01	CND	2	0.03	0.50	0.0170	\$497.56	\$8.44	0.00	0.00	0.0000	\$4,819.78	\$0.00	\$8.44	Missions I L P
438 361 20 02	CND	2	0.03	0.50	0.0170	\$497.56	\$8.44	0.00	0.00	0.0000	\$4,819.78	\$0.00	\$8.44	Missions I L P
438 361 20 03	CND	2	0.03	0.50	0.0170	\$497.56	\$8.44	0.00	0.00	0.0000	\$4,819.78	\$0.00	\$8.44	Missions I L P
438 361 20 04	CND	2	0.03	0.50	0.0170	\$497.56	\$8.44	0.00	0.00	0.0000	\$4,819.78	\$0.00	\$8.44	Missions I L P
438 361 20 05	CND	2	0.03	0.50	0.0170	\$497.56	\$8.44	0.00	0.00	0.0000	\$4,819.78	\$0.00	\$8.44	Missions I L P
438 361 20 06	CND	2	0.03	0.50	0.0170	\$497.56	\$8.44	0.00	0.00	0.0000	\$4,819.78	\$0.00	\$8.44	Missions I L P
438 361 20 07	CND	2	0.03	0.50	0.0170	\$497.56	\$8.44	0.00	0.00	0.0000	\$4,819.78	\$0.00	\$8.44	Missions I L P
438 361 20 08	CND	2	0.03	0.50	0.0170	\$497.56	\$8.44	0.00	0.00	0.0000	\$4,819.78	\$0.00	\$8.44	Fung Michael C&Lam Sandra S
438 361 20 09	CND	2	0.03	0.50	0.0170	\$497.56	\$8.44	0.00	0.00	0.0000	\$4,819.78	\$0.00	\$8.44	Missions I L P
438 361 20 10	CND	2	0.03	0.50	0.0170	\$497.56	\$8.44	0.00	0.00	0.0000	\$4,819.78	\$0.00	\$8.44	Missions I L P
438 361 20 11	CND	2	0.03	0.50	0.0170	\$497.56	\$8.44	0.00	0.00	0.0000	\$4,819.78	\$0.00	\$8.44	Missions I L P
438 361 20 12	CND	2	0.03	0.50	0.0170	\$497.56	\$8.44	0.00	0.00	0.0000	\$4,819.78	\$0.00	\$8.44	Missions I L P
438 361 20 13	CND	2	0.03	0.50	0.0170	\$497.56	\$8.44	0.00	0.00	0.0000	\$4,819.78	\$0.00	\$8.44	The Missions I L P
438 361 20 14	CND	2	0.03	0.50	0.0170	\$497.56	\$8.44	0.00	0.00	0.0000	\$4,819.78	\$0.00	\$8.44	Missions I L P
438 361 20 15	CND	2	0.03	0.50	0.0170	\$497.56	\$8.44	0.00	0.00	0.0000	\$4,819.78	\$0.00	\$8.44	Missions I L P
438 361 20 16	CND	2	0.03	0.50	0.0170	\$497.56	\$8.44	0.00	0.00	0.0000	\$4,819.78	\$0.00	\$8.44	Missions I L P
438 361 20 17	CND	2	0.03	0.50	0.0170	\$497.56	\$8.44	0.00	0.00	0.0000	\$4,819.78	\$0.00	\$8.44	Missions I L P
438 361 20 18	CND	2	0.03	0.50	0.0170	\$497.56	\$8.44	0.00	0.00	0.0000	\$4,819.78	\$0.00	\$8.44	Missions I L P
438 361 20 19	CND	2	0.03	0.50	0.0170	\$497.56	\$8.44	0.00	0.00	0.0000	\$4,819.78	\$0.00	\$8.44	Werner Thomas A
438 361 20 20	CND	2	0.03	0.50	0.0170	\$497.56	\$8.44	0.00	0.00	0.0000	\$4,819.78	\$0.00	\$8.44	Missions I L P
438 361 20 21	CND	2	0.03	0.50	0.0170	\$497.56	\$8.44	0.00	0.00	0.0000	\$4,819.78	\$0.00	\$8.44	Missions I L P
438 361 20 22	CND	2	0.03	0.50	0.0170	\$497.56	\$8.44	0.00	0.00	0.0000	\$4,819.78	\$0.00	\$8.44	Weber Jill S
438 361 20 23	CND	2	0.03	0.50	0.0170	\$497.56	\$8.44	0.00	0.00	0.0000	\$4,819.78	\$0.00	\$8.44	Petre Elicia
438 361 20 24	CND	2	0.03	0.50	0.0170	\$497.56	\$8.44	0.00	0.00	0.0000	\$4,819.78	\$0.00	\$8.44	Froman James H&Jennifer C
438 361 20 25	CND	2	0.03	0.50	0.0170	\$497.56	\$8.44	0.00	0.00	0.0000	\$4,819.78	\$0.00	\$8.44	Modiano Roberto I&Nina
438 361 20 26	CND	2	0.03	0.50	0.0170	\$497.56	\$8.44	0.00	0.00	0.0000	\$4,819.78	\$0.00	\$8.44	Missions I L P

EXHIBIT C - Assessment Roll (Fiscal Year 2016)
First San Diego River Improvement Project Maintenance Assessment District

Parcel Number	Land Use ⁽¹⁾	Zone Number	Community Aesthetics Enhancement					Flood Control/Safety					FY 2016 ⁽³⁾ Assessment	Owner Name
			Net Area (Acres)	Zone Factor	EBA ⁽²⁾	Unit Cost	Assessment	Benefit Area (Acres)	Composite Benefit Factor	EBA ⁽²⁾	Unit Cost	Assessment		
438 361 20 27	CND	2	0.03	0.50	0.0170	\$497.56	\$8.44	0.00	0.00	0.0000	\$4,819.78	\$0.00	\$8.44	Missions I L P
438 361 20 28	CND	2	0.03	0.50	0.0170	\$497.56	\$8.44	0.00	0.00	0.0000	\$4,819.78	\$0.00	\$8.44	Missions I L P
438 361 20 29	CND	2	0.03	0.50	0.0170	\$497.56	\$8.44	0.00	0.00	0.0000	\$4,819.78	\$0.00	\$8.44	Bertrand Raymond
438 361 20 30	CND	2	0.03	0.50	0.0170	\$497.56	\$8.44	0.00	0.00	0.0000	\$4,819.78	\$0.00	\$8.44	The Missions I L P
438 361 20 31	CND	2	0.03	0.50	0.0170	\$497.56	\$8.44	0.00	0.00	0.0000	\$4,819.78	\$0.00	\$8.44	Gans Brian M
438 361 20 32	CND	2	0.03	0.50	0.0170	\$497.56	\$8.44	0.00	0.00	0.0000	\$4,819.78	\$0.00	\$8.44	Missions I L P
438 361 20 33	CND	2	0.03	0.50	0.0170	\$497.56	\$8.44	0.00	0.00	0.0000	\$4,819.78	\$0.00	\$8.44	Missions I L P
438 361 20 34	CND	2	0.03	0.50	0.0170	\$497.56	\$8.44	0.00	0.00	0.0000	\$4,819.78	\$0.00	\$8.44	Dulay Roel A
438 361 20 35	CND	2	0.03	0.50	0.0170	\$497.56	\$8.44	0.00	0.00	0.0000	\$4,819.78	\$0.00	\$8.44	The Missions I L P
438 361 20 36	CND	2	0.03	0.50	0.0170	\$497.56	\$8.44	0.00	0.00	0.0000	\$4,819.78	\$0.00	\$8.44	Missions I L P
438 361 20 37	CND	2	0.03	0.50	0.0170	\$497.56	\$8.44	0.00	0.00	0.0000	\$4,819.78	\$0.00	\$8.44	Missions I L P
438 361 20 38	CND	2	0.03	0.50	0.0170	\$497.56	\$8.44	0.00	0.00	0.0000	\$4,819.78	\$0.00	\$8.44	Insixiangmai Joe
438 361 20 39	CND	2	0.03	0.50	0.0170	\$497.56	\$8.44	0.00	0.00	0.0000	\$4,819.78	\$0.00	\$8.44	Missions I Lp
438 361 20 40	CND	2	0.03	0.50	0.0170	\$497.56	\$8.44	0.00	0.00	0.0000	\$4,819.78	\$0.00	\$8.44	Calilan Kristin M
438 361 20 41	CND	2	0.03	0.50	0.0170	\$497.56	\$8.44	0.00	0.00	0.0000	\$4,819.78	\$0.00	\$8.44	Mcdonnell Julie L
438 361 20 42	CND	2	0.03	0.50	0.0170	\$497.56	\$8.44	0.00	0.00	0.0000	\$4,819.78	\$0.00	\$8.44	Missions I L P
438 361 20 43	CND	2	0.03	0.50	0.0170	\$497.56	\$8.44	0.00	0.00	0.0000	\$4,819.78	\$0.00	\$8.44	Missions I L P
438 361 20 44	CND	2	0.03	0.50	0.0170	\$497.56	\$8.44	0.00	0.00	0.0000	\$4,819.78	\$0.00	\$8.44	Missions I L P
438 361 20 45	CND	2	0.03	0.50	0.0170	\$497.56	\$8.44	0.00	0.00	0.0000	\$4,819.78	\$0.00	\$8.44	Schwartz Edward M Ira 2038
438 361 20 46	CND	2	0.03	0.50	0.0170	\$497.56	\$8.44	0.00	0.00	0.0000	\$4,819.78	\$0.00	\$8.44	Ligon Matthew E
438 361 20 47	CND	2	0.03	0.50	0.0170	\$497.56	\$8.44	0.00	0.00	0.0000	\$4,819.78	\$0.00	\$8.44	Missions I L P
438 361 20 48	CND	2	0.03	0.50	0.0170	\$497.56	\$8.44	0.00	0.00	0.0000	\$4,819.78	\$0.00	\$8.44	Missions I L P
438 361 20 49	CND	2	0.03	0.50	0.0170	\$497.56	\$8.44	0.00	0.00	0.0000	\$4,819.78	\$0.00	\$8.44	Missions I L P
438 361 20 50	CND	2	0.03	0.50	0.0170	\$497.56	\$8.44	0.00	0.00	0.0000	\$4,819.78	\$0.00	\$8.44	Mission I L P
438 361 20 51	CND	2	0.03	0.50	0.0170	\$497.56	\$8.44	0.00	0.00	0.0000	\$4,819.78	\$0.00	\$8.44	Ikezaki Gilbert F&Margaret M
438 361 20 52	CND	2	0.03	0.50	0.0170	\$497.56	\$8.44	0.00	0.00	0.0000	\$4,819.78	\$0.00	\$8.44	Missions I L P
438 361 20 53	CND	2	0.03	0.50	0.0170	\$497.56	\$8.44	0.00	0.00	0.0000	\$4,819.78	\$0.00	\$8.44	Missions I L P
438 361 20 54	CND	2	0.03	0.50	0.0170	\$497.56	\$8.44	0.00	0.00	0.0000	\$4,819.78	\$0.00	\$8.44	Yambor Mark A
438 361 20 55	CND	2	0.03	0.50	0.0170	\$497.56	\$8.44	0.00	0.00	0.0000	\$4,819.78	\$0.00	\$8.44	Koyuncu Sema
438 361 20 56	CND	2	0.03	0.50	0.0170	\$497.56	\$8.44	0.00	0.00	0.0000	\$4,819.78	\$0.00	\$8.44	Waplinton Trust 03-19-14
438 361 20 57	CND	2	0.03	0.50	0.0170	\$497.56	\$8.44	0.00	0.00	0.0000	\$4,819.78	\$0.00	\$8.44	Lenhart Nancy Living Trust 10-08-1999
438 361 20 58	CND	2	0.03	0.50	0.0170	\$497.56	\$8.44	0.00	0.00	0.0000	\$4,819.78	\$0.00	\$8.44	Missions I L P
438 361 20 59	CND	2	0.03	0.50	0.0170	\$497.56	\$8.44	0.00	0.00	0.0000	\$4,819.78	\$0.00	\$8.44	Zoeter Rocky&Maureen
438 361 20 60	CND	2	0.03	0.50	0.0170	\$497.56	\$8.44	0.00	0.00	0.0000	\$4,819.78	\$0.00	\$8.44	Black Todd L
438 361 20 61	CND	2	0.03	0.50	0.0170	\$497.56	\$8.44	0.00	0.00	0.0000	\$4,819.78	\$0.00	\$8.44	Upham Christopher A&Judith M Trust 11-11-98
438 361 20 62	CND	2	0.03	0.50	0.0170	\$497.56	\$8.44	0.00	0.00	0.0000	\$4,819.78	\$0.00	\$8.44	Stamper Carmen A 2014 Trust 03-08-14
438 361 20 63	CND	2	0.03	0.50	0.0170	\$497.56	\$8.44	0.00	0.00	0.0000	\$4,819.78	\$0.00	\$8.44	Cain Anna T
438 361 20 64	CND	2	0.03	0.50	0.0170	\$497.56	\$8.44	0.00	0.00	0.0000	\$4,819.78	\$0.00	\$8.44	Missions I L P
438 361 21 01	CND	2	0.03	0.50	0.0170	\$497.56	\$8.44	0.00	0.00	0.0000	\$4,819.78	\$0.00	\$8.44	Patton Cara L
438 361 21 02	CND	2	0.03	0.50	0.0170	\$497.56	\$8.44	0.00	0.00	0.0000	\$4,819.78	\$0.00	\$8.44	Foster Judith A
438 361 21 03	CND	2	0.03	0.50	0.0170	\$497.56	\$8.44	0.00	0.00	0.0000	\$4,819.78	\$0.00	\$8.44	Mckay Wayne&Carolyn
438 361 21 04	CND	2	0.03	0.50	0.0170	\$497.56	\$8.44	0.00	0.00	0.0000	\$4,819.78	\$0.00	\$8.44	Thompson Stephen J
438 361 21 05	CND	2	0.03	0.50	0.0170	\$497.56	\$8.44	0.00	0.00	0.0000	\$4,819.78	\$0.00	\$8.44	Thomas Rainer E&Larysa
438 361 21 06	CND	2	0.03	0.50	0.0170	\$497.56	\$8.44	0.00	0.00	0.0000	\$4,819.78	\$0.00	\$8.44	Missions 1 L P
438 361 21 07	CND	2	0.03	0.50	0.0170	\$497.56	\$8.44	0.00	0.00	0.0000	\$4,819.78	\$0.00	\$8.44	Davalos Cynthia D
438 361 21 08	CND	2	0.03	0.50	0.0170	\$497.56	\$8.44	0.00	0.00	0.0000	\$4,819.78	\$0.00	\$8.44	Missions 1 L P

EXHIBIT C - Assessment Roll (Fiscal Year 2016)
First San Diego River Improvement Project Maintenance Assessment District

Parcel Number	Land Use ⁽¹⁾	Zone Number	Community Aesthetics Enhancement					Flood Control/Safety					FY 2016 ⁽³⁾ Assessment	Owner Name
			Net Area (Acres)	Zone Factor	EBA ⁽²⁾	Unit Cost	Assessment	Benefit Area (Acres)	Composite Benefit Factor	EBA ⁽²⁾	Unit Cost	Assessment		
438 361 21 09	CND	2	0.03	0.50	0.0170	\$497.56	\$8.44	0.00	0.00	0.0000	\$4,819.78	\$0.00	\$8.44	Green Curt&Tracey Trust 03-30-06
438 361 21 10	CND	2	0.03	0.50	0.0170	\$497.56	\$8.44	0.00	0.00	0.0000	\$4,819.78	\$0.00	\$8.44	Missions I L P
438 361 21 11	CND	2	0.03	0.50	0.0170	\$497.56	\$8.44	0.00	0.00	0.0000	\$4,819.78	\$0.00	\$8.44	Missions 1 L P
438 361 21 12	CND	2	0.03	0.50	0.0170	\$497.56	\$8.44	0.00	0.00	0.0000	\$4,819.78	\$0.00	\$8.44	Missions I L P
438 361 21 13	CND	2	0.03	0.50	0.0170	\$497.56	\$8.44	0.00	0.00	0.0000	\$4,819.78	\$0.00	\$8.44	The Missions I L P
438 361 21 14	CND	2	0.03	0.50	0.0170	\$497.56	\$8.44	0.00	0.00	0.0000	\$4,819.78	\$0.00	\$8.44	Caymaris Philippe&Lizarraga Ernestina R
438 361 21 15	CND	2	0.03	0.50	0.0170	\$497.56	\$8.44	0.00	0.00	0.0000	\$4,819.78	\$0.00	\$8.44	Schwartz Edward M
438 361 21 16	CND	2	0.03	0.50	0.0170	\$497.56	\$8.44	0.00	0.00	0.0000	\$4,819.78	\$0.00	\$8.44	Missions I L P
438 361 21 17	CND	2	0.03	0.50	0.0170	\$497.56	\$8.44	0.00	0.00	0.0000	\$4,819.78	\$0.00	\$8.44	Calderon Jorge A&Beverly A
438 361 21 18	CND	2	0.03	0.50	0.0170	\$497.56	\$8.44	0.00	0.00	0.0000	\$4,819.78	\$0.00	\$8.44	Jones Ryan G
438 361 21 19	CND	2	0.03	0.50	0.0170	\$497.56	\$8.44	0.00	0.00	0.0000	\$4,819.78	\$0.00	\$8.44	Pogo Living Trust 10-22-14
438 361 21 20	CND	2	0.03	0.50	0.0170	\$497.56	\$8.44	0.00	0.00	0.0000	\$4,819.78	\$0.00	\$8.44	Estakhri Farshad&Zarghami-Baseri Sarmast
438 361 21 21	CND	2	0.03	0.50	0.0170	\$497.56	\$8.44	0.00	0.00	0.0000	\$4,819.78	\$0.00	\$8.44	Missions I L P
438 361 21 22	CND	2	0.03	0.50	0.0170	\$497.56	\$8.44	0.00	0.00	0.0000	\$4,819.78	\$0.00	\$8.44	Kozel/Payne Revocable Trust 02-03-04
438 361 21 23	CND	2	0.03	0.50	0.0170	\$497.56	\$8.44	0.00	0.00	0.0000	\$4,819.78	\$0.00	\$8.44	Missions I L P
438 361 21 24	CND	2	0.03	0.50	0.0170	\$497.56	\$8.44	0.00	0.00	0.0000	\$4,819.78	\$0.00	\$8.44	Demner Brooke
438 361 21 25	CND	2	0.03	0.50	0.0170	\$497.56	\$8.44	0.00	0.00	0.0000	\$4,819.78	\$0.00	\$8.44	Missions 1 L P
438 361 21 26	CND	2	0.03	0.50	0.0170	\$497.56	\$8.44	0.00	0.00	0.0000	\$4,819.78	\$0.00	\$8.44	Missions I L P
438 361 21 27	CND	2	0.03	0.50	0.0170	\$497.56	\$8.44	0.00	0.00	0.0000	\$4,819.78	\$0.00	\$8.44	Missions I L P
438 361 21 28	CND	2	0.03	0.50	0.0170	\$497.56	\$8.44	0.00	0.00	0.0000	\$4,819.78	\$0.00	\$8.44	Carroll Family Trust 10-23-09
438 361 21 29	CND	2	0.03	0.50	0.0170	\$497.56	\$8.44	0.00	0.00	0.0000	\$4,819.78	\$0.00	\$8.44	Wendroff Family Trust 11-18-00
438 361 21 30	CND	2	0.03	0.50	0.0170	\$497.56	\$8.44	0.00	0.00	0.0000	\$4,819.78	\$0.00	\$8.44	Wendroff Steven
438 361 21 31	CND	2	0.03	0.50	0.0170	\$497.56	\$8.44	0.00	0.00	0.0000	\$4,819.78	\$0.00	\$8.44	Stitzell Newell H&Criselda Y
438 361 21 32	CND	2	0.03	0.50	0.0170	\$497.56	\$8.44	0.00	0.00	0.0000	\$4,819.78	\$0.00	\$8.44	Walker Stanley E&Jean R
438 361 21 33	CND	2	0.03	0.50	0.0170	\$497.56	\$8.44	0.00	0.00	0.0000	\$4,819.78	\$0.00	\$8.44	Yen Family Trust 08-19-10
438 361 21 34	CND	2	0.03	0.50	0.0170	\$497.56	\$8.44	0.00	0.00	0.0000	\$4,819.78	\$0.00	\$8.44	Missions 1 L P
438 361 21 35	CND	2	0.03	0.50	0.0170	\$497.56	\$8.44	0.00	0.00	0.0000	\$4,819.78	\$0.00	\$8.44	Sultan Labib
438 361 21 36	CND	2	0.03	0.50	0.0170	\$497.56	\$8.44	0.00	0.00	0.0000	\$4,819.78	\$0.00	\$8.44	Marchetti Kathleen M Revocable Trust
438 361 21 37	CND	2	0.03	0.50	0.0170	\$497.56	\$8.44	0.00	0.00	0.0000	\$4,819.78	\$0.00	\$8.44	Missions I L P
438 361 21 38	CND	2	0.03	0.50	0.0170	\$497.56	\$8.44	0.00	0.00	0.0000	\$4,819.78	\$0.00	\$8.44	Hernandez Suhyan M
438 361 21 39	CND	2	0.03	0.50	0.0170	\$497.56	\$8.44	0.00	0.00	0.0000	\$4,819.78	\$0.00	\$8.44	Missions I L P
438 361 21 40	CND	2	0.03	0.50	0.0170	\$497.56	\$8.44	0.00	0.00	0.0000	\$4,819.78	\$0.00	\$8.44	Luster Victor&Roberta Revocable 2005 Trust 10-06-0
438 361 21 41	CND	2	0.03	0.50	0.0170	\$497.56	\$8.44	0.00	0.00	0.0000	\$4,819.78	\$0.00	\$8.44	Shubert Linda K Irrevocable Trust 11-23-12
438 361 21 42	CND	2	0.03	0.50	0.0170	\$497.56	\$8.44	0.00	0.00	0.0000	\$4,819.78	\$0.00	\$8.44	Missions I L P
438 361 21 43	CND	2	0.03	0.50	0.0170	\$497.56	\$8.44	0.00	0.00	0.0000	\$4,819.78	\$0.00	\$8.44	Lin Xinhua&Gu Lijuan
438 361 21 44	CND	2	0.03	0.50	0.0170	\$497.56	\$8.44	0.00	0.00	0.0000	\$4,819.78	\$0.00	\$8.44	Missions I L P
438 361 21 45	CND	2	0.03	0.50	0.0170	\$497.56	\$8.44	0.00	0.00	0.0000	\$4,819.78	\$0.00	\$8.44	Missions I L P
438 361 21 46	CND	2	0.03	0.50	0.0170	\$497.56	\$8.44	0.00	0.00	0.0000	\$4,819.78	\$0.00	\$8.44	Foley Maureen Living Trust 10-02-13
438 361 21 47	CND	2	0.03	0.50	0.0170	\$497.56	\$8.44	0.00	0.00	0.0000	\$4,819.78	\$0.00	\$8.44	Nicoll Elicia
438 361 21 48	CND	2	0.03	0.50	0.0170	\$497.56	\$8.44	0.00	0.00	0.0000	\$4,819.78	\$0.00	\$8.44	Missions I L P
438 361 21 49	CND	2	0.03	0.50	0.0170	\$497.56	\$8.44	0.00	0.00	0.0000	\$4,819.78	\$0.00	\$8.44	Missions I L P
438 361 21 50	CND	2	0.03	0.50	0.0170	\$497.56	\$8.44	0.00	0.00	0.0000	\$4,819.78	\$0.00	\$8.44	Missions I L P
438 361 21 51	CND	2	0.03	0.50	0.0170	\$497.56	\$8.44	0.00	0.00	0.0000	\$4,819.78	\$0.00	\$8.44	Alfonzo Renee E
438 361 21 52	CND	2	0.03	0.50	0.0170	\$497.56	\$8.44	0.00	0.00	0.0000	\$4,819.78	\$0.00	\$8.44	Missions I L P
438 361 21 53	CND	2	0.03	0.50	0.0170	\$497.56	\$8.44	0.00	0.00	0.0000	\$4,819.78	\$0.00	\$8.44	Missions I L P
438 361 21 54	CND	2	0.03	0.50	0.0170	\$497.56	\$8.44	0.00	0.00	0.0000	\$4,819.78	\$0.00	\$8.44	Missions I L P

EXHIBIT C - Assessment Roll (Fiscal Year 2016)
First San Diego River Improvement Project Maintenance Assessment District

Parcel Number	Land Use ⁽¹⁾	Zone Number	Community Aesthetics Enhancement					Flood Control/Safety					FY 2016 ⁽³⁾ Assessment	Owner Name
			Net Area (Acres)	Zone Factor	EBA ⁽²⁾	Unit Cost	Assessment	Benefit Area (Acres)	Composite Benefit Factor	EBA ⁽²⁾	Unit Cost	Assessment		
438 361 21 55	CND	2	0.03	0.50	0.0170	\$497.56	\$8.44	0.00	0.00	0.0000	\$4,819.78	\$0.00	\$8.44	Sun Family Trust 03-05-07
438 361 21 56	CND	2	0.03	0.50	0.0170	\$497.56	\$8.44	0.00	0.00	0.0000	\$4,819.78	\$0.00	\$8.44	Missions I L P
438 361 21 57	CND	2	0.03	0.50	0.0170	\$497.56	\$8.44	0.00	0.00	0.0000	\$4,819.78	\$0.00	\$8.44	Provchy Jathan&Venus B
438 361 21 58	CND	2	0.03	0.50	0.0170	\$497.56	\$8.44	0.00	0.00	0.0000	\$4,819.78	\$0.00	\$8.44	Missions I L P
438 361 21 59	CND	2	0.03	0.50	0.0170	\$497.56	\$8.44	0.00	0.00	0.0000	\$4,819.78	\$0.00	\$8.44	Missions I L P
438 361 21 60	CND	2	0.03	0.50	0.0170	\$497.56	\$8.44	0.00	0.00	0.0000	\$4,819.78	\$0.00	\$8.44	Rosston Matthew A&Hayes Lindsay M Et Al
438 361 21 61	CND	2	0.03	0.50	0.0170	\$497.56	\$8.44	0.00	0.00	0.0000	\$4,819.78	\$0.00	\$8.44	Guenaga Lewis&Humphrey Wendy P 2009 Trust 09-
438 361 21 62	CND	2	0.03	0.50	0.0170	\$497.56	\$8.44	0.00	0.00	0.0000	\$4,819.78	\$0.00	\$8.44	The Missions I L P
438 361 21 63	CND	2	0.03	0.50	0.0170	\$497.56	\$8.44	0.00	0.00	0.0000	\$4,819.78	\$0.00	\$8.44	Missions I Lp
438 361 21 64	CND	2	0.03	0.50	0.0170	\$497.56	\$8.44	0.00	0.00	0.0000	\$4,819.78	\$0.00	\$8.44	Klausman Michael&Rebecca Revocable Family Trust
438 361 22 01	CND	2	0.03	0.50	0.0170	\$497.56	\$8.44	0.00	0.00	0.0000	\$4,819.78	\$0.00	\$8.44	Missions I L P
438 361 22 02	CND	2	0.03	0.50	0.0170	\$497.56	\$8.44	0.00	0.00	0.0000	\$4,819.78	\$0.00	\$8.44	The Missions I L P
438 361 22 03	CND	2	0.03	0.50	0.0170	\$497.56	\$8.44	0.00	0.00	0.0000	\$4,819.78	\$0.00	\$8.44	Missions 1 L P
438 361 22 04	CND	2	0.03	0.50	0.0170	\$497.56	\$8.44	0.00	0.00	0.0000	\$4,819.78	\$0.00	\$8.44	Missions I Lp
438 361 22 05	CND	2	0.03	0.50	0.0170	\$497.56	\$8.44	0.00	0.00	0.0000	\$4,819.78	\$0.00	\$8.44	Missions 1 L P
438 361 22 06	CND	2	0.03	0.50	0.0170	\$497.56	\$8.44	0.00	0.00	0.0000	\$4,819.78	\$0.00	\$8.44	Milligan Lorene A
438 361 22 07	CND	2	0.03	0.50	0.0170	\$497.56	\$8.44	0.00	0.00	0.0000	\$4,819.78	\$0.00	\$8.44	M K Separate Property Trust 07-14-09
438 361 22 08	CND	2	0.03	0.50	0.0170	\$497.56	\$8.44	0.00	0.00	0.0000	\$4,819.78	\$0.00	\$8.44	Snyder Timothy B&Constanza
438 361 22 09	CND	2	0.03	0.50	0.0170	\$497.56	\$8.44	0.00	0.00	0.0000	\$4,819.78	\$0.00	\$8.44	Dadhkah Sara
438 361 22 10	CND	2	0.03	0.50	0.0170	\$497.56	\$8.44	0.00	0.00	0.0000	\$4,819.78	\$0.00	\$8.44	Missions I L P
438 361 22 11	CND	2	0.03	0.50	0.0170	\$497.56	\$8.44	0.00	0.00	0.0000	\$4,819.78	\$0.00	\$8.44	Marians Keith A
438 361 22 12	CND	2	0.03	0.50	0.0170	\$497.56	\$8.44	0.00	0.00	0.0000	\$4,819.78	\$0.00	\$8.44	Cohn Lisa
438 361 22 13	CND	2	0.03	0.50	0.0170	\$497.56	\$8.44	0.00	0.00	0.0000	\$4,819.78	\$0.00	\$8.44	Missions I L P
438 361 22 14	CND	2	0.03	0.50	0.0170	\$497.56	\$8.44	0.00	0.00	0.0000	\$4,819.78	\$0.00	\$8.44	Urban Thomas W&Susan K
438 361 22 15	CND	2	0.03	0.50	0.0170	\$497.56	\$8.44	0.00	0.00	0.0000	\$4,819.78	\$0.00	\$8.44	Masnica John&Kelly Revocable Trust 12-09-13
438 361 22 16	CND	2	0.03	0.50	0.0170	\$497.56	\$8.44	0.00	0.00	0.0000	\$4,819.78	\$0.00	\$8.44	Ullrich Kevin&Ann K
438 361 22 17	CND	2	0.03	0.50	0.0170	\$497.56	\$8.44	0.00	0.00	0.0000	\$4,819.78	\$0.00	\$8.44	Missions I L P
438 361 22 18	CND	2	0.03	0.50	0.0170	\$497.56	\$8.44	0.00	0.00	0.0000	\$4,819.78	\$0.00	\$8.44	The Missions I L P
438 361 22 19	CND	2	0.03	0.50	0.0170	\$497.56	\$8.44	0.00	0.00	0.0000	\$4,819.78	\$0.00	\$8.44	Missions I L P
438 361 22 20	CND	2	0.03	0.50	0.0170	\$497.56	\$8.44	0.00	0.00	0.0000	\$4,819.78	\$0.00	\$8.44	Missions I L P
438 361 22 21	CND	2	0.03	0.50	0.0170	\$497.56	\$8.44	0.00	0.00	0.0000	\$4,819.78	\$0.00	\$8.44	Missions I L P
438 361 22 22	CND	2	0.03	0.50	0.0170	\$497.56	\$8.44	0.00	0.00	0.0000	\$4,819.78	\$0.00	\$8.44	Morlan Jason
438 361 22 23	CND	2	0.03	0.50	0.0170	\$497.56	\$8.44	0.00	0.00	0.0000	\$4,819.78	\$0.00	\$8.44	Peterson Family 1988 Trust 07-28-88
438 361 22 24	CND	2	0.03	0.50	0.0170	\$497.56	\$8.44	0.00	0.00	0.0000	\$4,819.78	\$0.00	\$8.44	Chalermsoopone Rachel
438 361 22 25	CND	2	0.03	0.50	0.0170	\$497.56	\$8.44	0.00	0.00	0.0000	\$4,819.78	\$0.00	\$8.44	Maczko James E
438 361 22 26	CND	2	0.03	0.50	0.0170	\$497.56	\$8.44	0.00	0.00	0.0000	\$4,819.78	\$0.00	\$8.44	Phan Cyrielle T
438 361 22 27	CND	2	0.03	0.50	0.0170	\$497.56	\$8.44	0.00	0.00	0.0000	\$4,819.78	\$0.00	\$8.44	Missions I L P
438 361 22 28	CND	2	0.03	0.50	0.0170	\$497.56	\$8.44	0.00	0.00	0.0000	\$4,819.78	\$0.00	\$8.44	Missions I L P
438 361 22 29	CND	2	0.03	0.50	0.0170	\$497.56	\$8.44	0.00	0.00	0.0000	\$4,819.78	\$0.00	\$8.44	Christopher Nicole M
438 361 22 30	CND	2	0.03	0.50	0.0170	\$497.56	\$8.44	0.00	0.00	0.0000	\$4,819.78	\$0.00	\$8.44	Hartenstein Living Trust
438 361 22 31	CND	2	0.03	0.50	0.0170	\$497.56	\$8.44	0.00	0.00	0.0000	\$4,819.78	\$0.00	\$8.44	Books Christopher M&Ann M
438 361 22 32	CND	2	0.03	0.50	0.0170	\$497.56	\$8.44	0.00	0.00	0.0000	\$4,819.78	\$0.00	\$8.44	Legore Gregory L Ira
438 361 22 33	CND	2	0.03	0.50	0.0170	\$497.56	\$8.44	0.00	0.00	0.0000	\$4,819.78	\$0.00	\$8.44	Missions I L P
438 361 22 34	CND	2	0.03	0.50	0.0170	\$497.56	\$8.44	0.00	0.00	0.0000	\$4,819.78	\$0.00	\$8.44	Missions I L P
438 361 22 35	CND	2	0.03	0.50	0.0170	\$497.56	\$8.44	0.00	0.00	0.0000	\$4,819.78	\$0.00	\$8.44	Dalessandro Alicia C
438 361 22 36	CND	2	0.03	0.50	0.0170	\$497.56	\$8.44	0.00	0.00	0.0000	\$4,819.78	\$0.00	\$8.44	Missions I L P

EXHIBIT C - Assessment Roll (Fiscal Year 2016)
First San Diego River Improvement Project Maintenance Assessment District

Parcel Number	Land Use ⁽¹⁾	Zone Number	Community Aesthetics Enhancement					Flood Control/Safety					FY 2016 ⁽³⁾ Assessment	Owner Name
			Net Area (Acres)	Zone Factor	EBA ⁽²⁾	Unit Cost	Assessment	Benefit Area (Acres)	Composite Benefit Factor	EBA ⁽²⁾	Unit Cost	Assessment		
438 361 22 37	CND	2	0.03	0.50	0.0170	\$497.56	\$8.44	0.00	0.00	0.0000	\$4,819.78	\$0.00	\$8.44	Missions I L P
438 361 22 38	CND	2	0.03	0.50	0.0170	\$497.56	\$8.44	0.00	0.00	0.0000	\$4,819.78	\$0.00	\$8.44	Missions I L P
438 361 22 39	CND	2	0.03	0.50	0.0170	\$497.56	\$8.44	0.00	0.00	0.0000	\$4,819.78	\$0.00	\$8.44	Missions I L P
438 361 22 40	CND	2	0.03	0.50	0.0170	\$497.56	\$8.44	0.00	0.00	0.0000	\$4,819.78	\$0.00	\$8.44	Missions I L P
438 361 22 41	CND	2	0.03	0.50	0.0170	\$497.56	\$8.44	0.00	0.00	0.0000	\$4,819.78	\$0.00	\$8.44	Missions I L P
438 361 22 42	CND	2	0.03	0.50	0.0170	\$497.56	\$8.44	0.00	0.00	0.0000	\$4,819.78	\$0.00	\$8.44	Missions I L P
438 361 22 43	CND	2	0.03	0.50	0.0170	\$497.56	\$8.44	0.00	0.00	0.0000	\$4,819.78	\$0.00	\$8.44	Missions I L P
438 361 22 44	CND	2	0.03	0.50	0.0170	\$497.56	\$8.44	0.00	0.00	0.0000	\$4,819.78	\$0.00	\$8.44	Missions I L P
438 361 22 45	CND	2	0.03	0.50	0.0170	\$497.56	\$8.44	0.00	0.00	0.0000	\$4,819.78	\$0.00	\$8.44	Missions I L P
438 361 22 46	CND	2	0.03	0.50	0.0170	\$497.56	\$8.44	0.00	0.00	0.0000	\$4,819.78	\$0.00	\$8.44	Missions I L P
438 361 22 47	CND	2	0.03	0.50	0.0170	\$497.56	\$8.44	0.00	0.00	0.0000	\$4,819.78	\$0.00	\$8.44	Chon Paul
438 361 22 48	CND	2	0.03	0.50	0.0170	\$497.56	\$8.44	0.00	0.00	0.0000	\$4,819.78	\$0.00	\$8.44	Missions I L P
438 361 22 49	CND	2	0.03	0.50	0.0170	\$497.56	\$8.44	0.00	0.00	0.0000	\$4,819.78	\$0.00	\$8.44	Missions I L P
438 361 22 50	CND	2	0.03	0.50	0.0170	\$497.56	\$8.44	0.00	0.00	0.0000	\$4,819.78	\$0.00	\$8.44	Missions I L P
438 361 22 51	CND	2	0.03	0.50	0.0170	\$497.56	\$8.44	0.00	0.00	0.0000	\$4,819.78	\$0.00	\$8.44	Missions I L P
438 361 22 52	CND	2	0.03	0.50	0.0170	\$497.56	\$8.44	0.00	0.00	0.0000	\$4,819.78	\$0.00	\$8.44	Missions I L P
438 361 22 53	CND	2	0.03	0.50	0.0170	\$497.56	\$8.44	0.00	0.00	0.0000	\$4,819.78	\$0.00	\$8.44	Missions I L P
438 361 22 54	CND	2	0.03	0.50	0.0170	\$497.56	\$8.44	0.00	0.00	0.0000	\$4,819.78	\$0.00	\$8.44	Missions I L P
438 361 22 55	CND	2	0.03	0.50	0.0170	\$497.56	\$8.44	0.00	0.00	0.0000	\$4,819.78	\$0.00	\$8.44	Missions I L P
438 361 22 56	CND	2	0.03	0.50	0.0170	\$497.56	\$8.44	0.00	0.00	0.0000	\$4,819.78	\$0.00	\$8.44	Missions I L P
438 361 22 57	CND	2	0.03	0.50	0.0170	\$497.56	\$8.44	0.00	0.00	0.0000	\$4,819.78	\$0.00	\$8.44	Missions I L P
438 361 22 58	CND	2	0.03	0.50	0.0170	\$497.56	\$8.44	0.00	0.00	0.0000	\$4,819.78	\$0.00	\$8.44	Missions I L P
438 361 22 59	CND	2	0.03	0.50	0.0170	\$497.56	\$8.44	0.00	0.00	0.0000	\$4,819.78	\$0.00	\$8.44	Missions I L P
438 361 22 60	CND	2	0.03	0.50	0.0170	\$497.56	\$8.44	0.00	0.00	0.0000	\$4,819.78	\$0.00	\$8.44	Missions I L P
438 361 22 61	CND	2	0.03	0.50	0.0170	\$497.56	\$8.44	0.00	0.00	0.0000	\$4,819.78	\$0.00	\$8.44	Missions I L P
438 361 22 62	CND	2	0.03	0.50	0.0170	\$497.56	\$8.44	0.00	0.00	0.0000	\$4,819.78	\$0.00	\$8.44	Missions I L P
438 361 22 63	CND	2	0.03	0.50	0.0170	\$497.56	\$8.44	0.00	0.00	0.0000	\$4,819.78	\$0.00	\$8.44	Missions I L P
438 361 22 64	CND	2	0.03	0.50	0.0170	\$497.56	\$8.44	0.00	0.00	0.0000	\$4,819.78	\$0.00	\$8.44	Missions I L P
438 361 23 01	CND	2	0.03	0.50	0.0170	\$497.56	\$8.44	0.00	0.00	0.0000	\$4,819.78	\$0.00	\$8.44	Missions I L P
438 361 23 02	CND	2	0.03	0.50	0.0170	\$497.56	\$8.44	0.00	0.00	0.0000	\$4,819.78	\$0.00	\$8.44	Turgen Adele M Trust 01-18-94
438 361 23 03	CND	2	0.03	0.50	0.0170	\$497.56	\$8.44	0.00	0.00	0.0000	\$4,819.78	\$0.00	\$8.44	Missions 1 L P
438 361 23 04	CND	2	0.03	0.50	0.0170	\$497.56	\$8.44	0.00	0.00	0.0000	\$4,819.78	\$0.00	\$8.44	Missions I L P
438 361 23 05	CND	2	0.03	0.50	0.0170	\$497.56	\$8.44	0.00	0.00	0.0000	\$4,819.78	\$0.00	\$8.44	Missions I L P
438 361 23 06	CND	2	0.03	0.50	0.0170	\$497.56	\$8.44	0.00	0.00	0.0000	\$4,819.78	\$0.00	\$8.44	Missions I L P
438 361 23 07	CND	2	0.03	0.50	0.0170	\$497.56	\$8.44	0.00	0.00	0.0000	\$4,819.78	\$0.00	\$8.44	Missions I L P
438 361 23 08	CND	2	0.03	0.50	0.0170	\$497.56	\$8.44	0.00	0.00	0.0000	\$4,819.78	\$0.00	\$8.44	Missions I L P
438 361 23 09	CND	2	0.03	0.50	0.0170	\$497.56	\$8.44	0.00	0.00	0.0000	\$4,819.78	\$0.00	\$8.44	Rocha Hugo&Cristina
438 361 23 10	CND	2	0.03	0.50	0.0170	\$497.56	\$8.44	0.00	0.00	0.0000	\$4,819.78	\$0.00	\$8.44	Missions I L P
438 361 23 11	CND	2	0.03	0.50	0.0170	\$497.56	\$8.44	0.00	0.00	0.0000	\$4,819.78	\$0.00	\$8.44	Missions I L P
438 361 23 12	CND	2	0.03	0.50	0.0170	\$497.56	\$8.44	0.00	0.00	0.0000	\$4,819.78	\$0.00	\$8.44	Missions I L P
438 361 23 13	CND	2	0.03	0.50	0.0170	\$497.56	\$8.44	0.00	0.00	0.0000	\$4,819.78	\$0.00	\$8.44	Shapiro Britany M
438 361 23 14	CND	2	0.03	0.50	0.0170	\$497.56	\$8.44	0.00	0.00	0.0000	\$4,819.78	\$0.00	\$8.44	Seiler Kristina N
438 361 23 15	CND	2	0.03	0.50	0.0170	\$497.56	\$8.44	0.00	0.00	0.0000	\$4,819.78	\$0.00	\$8.44	Missions I L P
438 361 23 16	CND	2	0.03	0.50	0.0170	\$497.56	\$8.44	0.00	0.00	0.0000	\$4,819.78	\$0.00	\$8.44	Missions I L P
438 361 23 17	CND	2	0.03	0.50	0.0170	\$497.56	\$8.44	0.00	0.00	0.0000	\$4,819.78	\$0.00	\$8.44	Missions I L P
438 361 23 18	CND	2	0.03	0.50	0.0170	\$497.56	\$8.44	0.00	0.00	0.0000	\$4,819.78	\$0.00	\$8.44	Missions1 L P

EXHIBIT C - Assessment Roll (Fiscal Year 2016)
First San Diego River Improvement Project Maintenance Assessment District

Parcel Number	Land Use ⁽¹⁾	Zone Number	Community Aesthetics Enhancement					Flood Control/Safety					FY 2016 ⁽³⁾ Assessment	Owner Name
			Net Area (Acres)	Zone Factor	EBA ⁽²⁾	Unit Cost	Assessment	Benefit Area (Acres)	Composite Benefit Factor	EBA ⁽²⁾	Unit Cost	Assessment		
438 361 23 19	CND	2	0.03	0.50	0.0170	\$497.56	\$8.44	0.00	0.00	0.0000	\$4,819.78	\$0.00	\$8.44	Tomsco Kenneth P&Pamela K Revocable Living Trust
438 361 23 20	CND	2	0.03	0.50	0.0170	\$497.56	\$8.44	0.00	0.00	0.0000	\$4,819.78	\$0.00	\$8.44	Missions I L P
438 361 23 21	CND	2	0.03	0.50	0.0170	\$497.56	\$8.44	0.00	0.00	0.0000	\$4,819.78	\$0.00	\$8.44	Missions I L P
438 361 23 22	CND	2	0.03	0.50	0.0170	\$497.56	\$8.44	0.00	0.00	0.0000	\$4,819.78	\$0.00	\$8.44	Missions I Lp
438 361 23 23	CND	2	0.03	0.50	0.0170	\$497.56	\$8.44	0.00	0.00	0.0000	\$4,819.78	\$0.00	\$8.44	Omar Ahmed
438 361 23 24	CND	2	0.03	0.50	0.0170	\$497.56	\$8.44	0.00	0.00	0.0000	\$4,819.78	\$0.00	\$8.44	Missions I L P
438 361 23 25	CND	2	0.03	0.50	0.0170	\$497.56	\$8.44	0.00	0.00	0.0000	\$4,819.78	\$0.00	\$8.44	Missions I L P
438 361 23 26	CND	2	0.03	0.50	0.0170	\$497.56	\$8.44	0.00	0.00	0.0000	\$4,819.78	\$0.00	\$8.44	Galli Gessy
438 361 23 27	CND	2	0.03	0.50	0.0170	\$497.56	\$8.44	0.00	0.00	0.0000	\$4,819.78	\$0.00	\$8.44	Missions I L P
438 361 23 28	CND	2	0.03	0.50	0.0170	\$497.56	\$8.44	0.00	0.00	0.0000	\$4,819.78	\$0.00	\$8.44	Missions I L P
438 361 23 29	CND	2	0.03	0.50	0.0170	\$497.56	\$8.44	0.00	0.00	0.0000	\$4,819.78	\$0.00	\$8.44	Sciacca Saverio&Theresa
438 361 23 30	CND	2	0.03	0.50	0.0170	\$497.56	\$8.44	0.00	0.00	0.0000	\$4,819.78	\$0.00	\$8.44	Schwartz Edward M
438 361 23 31	CND	2	0.03	0.50	0.0170	\$497.56	\$8.44	0.00	0.00	0.0000	\$4,819.78	\$0.00	\$8.44	Zarazua Lorena
438 361 23 32	CND	2	0.03	0.50	0.0170	\$497.56	\$8.44	0.00	0.00	0.0000	\$4,819.78	\$0.00	\$8.44	Missions I L P
438 361 23 33	CND	2	0.03	0.50	0.0170	\$497.56	\$8.44	0.00	0.00	0.0000	\$4,819.78	\$0.00	\$8.44	Missions I L P
438 361 23 34	CND	2	0.03	0.50	0.0170	\$497.56	\$8.44	0.00	0.00	0.0000	\$4,819.78	\$0.00	\$8.44	Schram Andy J&Niosha K
438 361 23 35	CND	2	0.03	0.50	0.0170	\$497.56	\$8.44	0.00	0.00	0.0000	\$4,819.78	\$0.00	\$8.44	Missions I L P
438 361 23 36	CND	2	0.03	0.50	0.0170	\$497.56	\$8.44	0.00	0.00	0.0000	\$4,819.78	\$0.00	\$8.44	Missions I L P
438 361 23 37	CND	2	0.03	0.50	0.0170	\$497.56	\$8.44	0.00	0.00	0.0000	\$4,819.78	\$0.00	\$8.44	Missions I L P
438 361 23 38	CND	2	0.03	0.50	0.0170	\$497.56	\$8.44	0.00	0.00	0.0000	\$4,819.78	\$0.00	\$8.44	Wadensweiler Ralph&Diane Family Trust
438 361 23 39	CND	2	0.03	0.50	0.0170	\$497.56	\$8.44	0.00	0.00	0.0000	\$4,819.78	\$0.00	\$8.44	Hyde William D&Marina
438 361 23 40	CND	2	0.03	0.50	0.0170	\$497.56	\$8.44	0.00	0.00	0.0000	\$4,819.78	\$0.00	\$8.44	Missions I L P
438 361 23 41	CND	2	0.03	0.50	0.0170	\$497.56	\$8.44	0.00	0.00	0.0000	\$4,819.78	\$0.00	\$8.44	Robison Paula S Trust 09-14-12
438 361 23 42	CND	2	0.03	0.50	0.0170	\$497.56	\$8.44	0.00	0.00	0.0000	\$4,819.78	\$0.00	\$8.44	Missions I L P
438 361 23 43	CND	2	0.03	0.50	0.0170	\$497.56	\$8.44	0.00	0.00	0.0000	\$4,819.78	\$0.00	\$8.44	Geib Eric M
438 361 23 44	CND	2	0.03	0.50	0.0170	\$497.56	\$8.44	0.00	0.00	0.0000	\$4,819.78	\$0.00	\$8.44	Alavioon Ida
438 361 23 45	CND	2	0.03	0.50	0.0170	\$497.56	\$8.44	0.00	0.00	0.0000	\$4,819.78	\$0.00	\$8.44	Missions I Lp
438 361 23 46	CND	2	0.03	0.50	0.0170	\$497.56	\$8.44	0.00	0.00	0.0000	\$4,819.78	\$0.00	\$8.44	Miller Maren A
438 361 23 47	CND	2	0.03	0.50	0.0170	\$497.56	\$8.44	0.00	0.00	0.0000	\$4,819.78	\$0.00	\$8.44	Missions I L P
438 361 23 48	CND	2	0.03	0.50	0.0170	\$497.56	\$8.44	0.00	0.00	0.0000	\$4,819.78	\$0.00	\$8.44	Missions I L P
438 361 24 33	CND	2	0.03	0.50	0.0170	\$497.56	\$8.44	0.00	0.00	0.0000	\$4,819.78	\$0.00	\$8.44	Missions I L P
438 361 24 34	CND	2	0.03	0.50	0.0170	\$497.56	\$8.44	0.00	0.00	0.0000	\$4,819.78	\$0.00	\$8.44	Sepassi Kaywan
438 361 24 35	CND	2	0.03	0.50	0.0170	\$497.56	\$8.44	0.00	0.00	0.0000	\$4,819.78	\$0.00	\$8.44	Louthian Family 2006 Trust
438 361 24 36	CND	2	0.03	0.50	0.0170	\$497.56	\$8.44	0.00	0.00	0.0000	\$4,819.78	\$0.00	\$8.44	Missions I L P
438 361 24 37	CND	2	0.03	0.50	0.0170	\$497.56	\$8.44	0.00	0.00	0.0000	\$4,819.78	\$0.00	\$8.44	Roberts Brian
438 361 24 38	CND	2	0.03	0.50	0.0170	\$497.56	\$8.44	0.00	0.00	0.0000	\$4,819.78	\$0.00	\$8.44	Phillips Geneva
438 361 24 39	CND	2	0.03	0.50	0.0170	\$497.56	\$8.44	0.00	0.00	0.0000	\$4,819.78	\$0.00	\$8.44	Missions I L P
438 361 24 40	CND	2	0.03	0.50	0.0170	\$497.56	\$8.44	0.00	0.00	0.0000	\$4,819.78	\$0.00	\$8.44	Missions I L P
438 361 24 41	CND	2	0.03	0.50	0.0170	\$497.56	\$8.44	0.00	0.00	0.0000	\$4,819.78	\$0.00	\$8.44	Missions I L P
438 361 24 42	CND	2	0.03	0.50	0.0170	\$497.56	\$8.44	0.00	0.00	0.0000	\$4,819.78	\$0.00	\$8.44	Missions I L P
438 361 24 43	CND	2	0.03	0.50	0.0170	\$497.56	\$8.44	0.00	0.00	0.0000	\$4,819.78	\$0.00	\$8.44	Missions I L P
438 361 24 44	CND	2	0.03	0.50	0.0170	\$497.56	\$8.44	0.00	0.00	0.0000	\$4,819.78	\$0.00	\$8.44	Missions I L P
438 361 24 45	CND	2	0.03	0.50	0.0170	\$497.56	\$8.44	0.00	0.00	0.0000	\$4,819.78	\$0.00	\$8.44	Lucal Steven G
438 361 24 46	CND	2	0.03	0.50	0.0170	\$497.56	\$8.44	0.00	0.00	0.0000	\$4,819.78	\$0.00	\$8.44	Hsiao Jung Sung
438 361 24 47	CND	2	0.03	0.50	0.0170	\$497.56	\$8.44	0.00	0.00	0.0000	\$4,819.78	\$0.00	\$8.44	Missions I L P
438 361 24 48	CND	2	0.03	0.50	0.0170	\$497.56	\$8.44	0.00	0.00	0.0000	\$4,819.78	\$0.00	\$8.44	Missions I L P

EXHIBIT C - Assessment Roll (Fiscal Year 2016)
First San Diego River Improvement Project Maintenance Assessment District

Parcel Number	Land Use ⁽¹⁾	Zone Number	Community Aesthetics Enhancement					Flood Control/Safety					FY 2016 ⁽³⁾ Assessment	Owner Name
			Net Area (Acres)	Zone Factor	EBA ⁽²⁾	Unit Cost	Assessment	Benefit Area (Acres)	Composite Benefit Factor	EBA ⁽²⁾	Unit Cost	Assessment		
438 361 24 49	CND	2	0.03	0.50	0.0170	\$497.56	\$8.44	0.00	0.00	0.0000	\$4,819.78	\$0.00	\$8.44	Missions I L P
438 361 24 50	CND	2	0.03	0.50	0.0170	\$497.56	\$8.44	0.00	0.00	0.0000	\$4,819.78	\$0.00	\$8.44	Missions I L P
438 361 24 51	CND	2	0.03	0.50	0.0170	\$497.56	\$8.44	0.00	0.00	0.0000	\$4,819.78	\$0.00	\$8.44	Missions I L P
438 361 24 52	CND	2	0.03	0.50	0.0170	\$497.56	\$8.44	0.00	0.00	0.0000	\$4,819.78	\$0.00	\$8.44	Missions I L P
438 361 24 53	CND	2	0.03	0.50	0.0170	\$497.56	\$8.44	0.00	0.00	0.0000	\$4,819.78	\$0.00	\$8.44	Missions I L P
438 361 24 54	CND	2	0.03	0.50	0.0170	\$497.56	\$8.44	0.00	0.00	0.0000	\$4,819.78	\$0.00	\$8.44	Missions I L P
438 361 24 55	CND	2	0.03	0.50	0.0170	\$497.56	\$8.44	0.00	0.00	0.0000	\$4,819.78	\$0.00	\$8.44	Missions I L P
438 361 24 56	CND	2	0.03	0.50	0.0170	\$497.56	\$8.44	0.00	0.00	0.0000	\$4,819.78	\$0.00	\$8.44	Missions I L P
438 361 24 57	CND	2	0.03	0.50	0.0170	\$497.56	\$8.44	0.00	0.00	0.0000	\$4,819.78	\$0.00	\$8.44	Missions I L P
438 361 24 58	CND	2	0.03	0.50	0.0170	\$497.56	\$8.44	0.00	0.00	0.0000	\$4,819.78	\$0.00	\$8.44	Missions I L P
438 361 24 59	CND	2	0.03	0.50	0.0170	\$497.56	\$8.44	0.00	0.00	0.0000	\$4,819.78	\$0.00	\$8.44	Missions I L P
438 361 24 60	CND	2	0.03	0.50	0.0170	\$497.56	\$8.44	0.00	0.00	0.0000	\$4,819.78	\$0.00	\$8.44	Missions I L P
438 361 24 61	CND	2	0.03	0.50	0.0170	\$497.56	\$8.44	0.00	0.00	0.0000	\$4,819.78	\$0.00	\$8.44	Missions I L P
438 361 24 62	CND	2	0.03	0.50	0.0170	\$497.56	\$8.44	0.00	0.00	0.0000	\$4,819.78	\$0.00	\$8.44	Missions I L P
438 361 24 63	CND	2	0.03	0.50	0.0170	\$497.56	\$8.44	0.00	0.00	0.0000	\$4,819.78	\$0.00	\$8.44	Missions I L P
438 361 24 64	CND	2	0.03	0.50	0.0170	\$497.56	\$8.44	0.00	0.00	0.0000	\$4,819.78	\$0.00	\$8.44	Missions I L P
438 361 25 33	CND	2	0.03	0.50	0.0170	\$497.56	\$8.44	0.00	0.00	0.0000	\$4,819.78	\$0.00	\$8.44	Missions I L P
438 361 25 34	CND	2	0.03	0.50	0.0170	\$497.56	\$8.44	0.00	0.00	0.0000	\$4,819.78	\$0.00	\$8.44	Missions I L P
438 361 25 35	CND	2	0.03	0.50	0.0170	\$497.56	\$8.44	0.00	0.00	0.0000	\$4,819.78	\$0.00	\$8.44	Missions I L P
438 361 25 36	CND	2	0.03	0.50	0.0170	\$497.56	\$8.44	0.00	0.00	0.0000	\$4,819.78	\$0.00	\$8.44	Missions I L P
438 361 25 37	CND	2	0.03	0.50	0.0170	\$497.56	\$8.44	0.00	0.00	0.0000	\$4,819.78	\$0.00	\$8.44	Missions I L P
438 361 25 38	CND	2	0.03	0.50	0.0170	\$497.56	\$8.44	0.00	0.00	0.0000	\$4,819.78	\$0.00	\$8.44	Missions I L P
438 361 25 39	CND	2	0.03	0.50	0.0170	\$497.56	\$8.44	0.00	0.00	0.0000	\$4,819.78	\$0.00	\$8.44	Missions I L P
438 361 25 40	CND	2	0.03	0.50	0.0170	\$497.56	\$8.44	0.00	0.00	0.0000	\$4,819.78	\$0.00	\$8.44	Missions I L P
438 361 25 41	CND	2	0.03	0.50	0.0170	\$497.56	\$8.44	0.00	0.00	0.0000	\$4,819.78	\$0.00	\$8.44	Missions I L P
438 361 25 42	CND	2	0.03	0.50	0.0170	\$497.56	\$8.44	0.00	0.00	0.0000	\$4,819.78	\$0.00	\$8.44	Missions I L P
438 361 25 43	CND	2	0.03	0.50	0.0170	\$497.56	\$8.44	0.00	0.00	0.0000	\$4,819.78	\$0.00	\$8.44	Missions I L P
438 361 25 44	CND	2	0.03	0.50	0.0170	\$497.56	\$8.44	0.00	0.00	0.0000	\$4,819.78	\$0.00	\$8.44	Missions I L P
438 361 25 45	CND	2	0.03	0.50	0.0170	\$497.56	\$8.44	0.00	0.00	0.0000	\$4,819.78	\$0.00	\$8.44	Missions I L P
438 361 25 46	CND	2	0.03	0.50	0.0170	\$497.56	\$8.44	0.00	0.00	0.0000	\$4,819.78	\$0.00	\$8.44	Missions I L P
438 361 25 47	CND	2	0.03	0.50	0.0170	\$497.56	\$8.44	0.00	0.00	0.0000	\$4,819.78	\$0.00	\$8.44	Missions I L P
438 361 25 48	CND	2	0.03	0.50	0.0170	\$497.56	\$8.44	0.00	0.00	0.0000	\$4,819.78	\$0.00	\$8.44	Missions I L P
438 361 25 49	CND	2	0.03	0.50	0.0170	\$497.56	\$8.44	0.00	0.00	0.0000	\$4,819.78	\$0.00	\$8.44	Allegro Ventures
438 361 25 50	CND	2	0.03	0.50	0.0170	\$497.56	\$8.44	0.00	0.00	0.0000	\$4,819.78	\$0.00	\$8.44	Missions I L P
438 361 25 51	CND	2	0.03	0.50	0.0170	\$497.56	\$8.44	0.00	0.00	0.0000	\$4,819.78	\$0.00	\$8.44	Turgen Adele M Trust 01-18-94
438 361 25 52	CND	2	0.03	0.50	0.0170	\$497.56	\$8.44	0.00	0.00	0.0000	\$4,819.78	\$0.00	\$8.44	Missions I L P
438 361 25 53	CND	2	0.03	0.50	0.0170	\$497.56	\$8.44	0.00	0.00	0.0000	\$4,819.78	\$0.00	\$8.44	Missions I L P
438 361 25 54	CND	2	0.03	0.50	0.0170	\$497.56	\$8.44	0.00	0.00	0.0000	\$4,819.78	\$0.00	\$8.44	Myers James D&Diane K Revocable 1994 Trust 11-2
438 361 25 55	CND	2	0.03	0.50	0.0170	\$497.56	\$8.44	0.00	0.00	0.0000	\$4,819.78	\$0.00	\$8.44	Winer Jason S
438 361 25 56	CND	2	0.03	0.50	0.0170	\$497.56	\$8.44	0.00	0.00	0.0000	\$4,819.78	\$0.00	\$8.44	Missions I L P
438 361 25 57	CND	2	0.03	0.50	0.0170	\$497.56	\$8.44	0.00	0.00	0.0000	\$4,819.78	\$0.00	\$8.44	Missions I L P
438 361 25 58	CND	2	0.03	0.50	0.0170	\$497.56	\$8.44	0.00	0.00	0.0000	\$4,819.78	\$0.00	\$8.44	Millers David T 2008 Trust 02-06-08
438 361 25 59	CND	2	0.03	0.50	0.0170	\$497.56	\$8.44	0.00	0.00	0.0000	\$4,819.78	\$0.00	\$8.44	Missions I L P
438 361 25 60	CND	2	0.03	0.50	0.0170	\$497.56	\$8.44	0.00	0.00	0.0000	\$4,819.78	\$0.00	\$8.44	Missions I L P
438 361 25 61	CND	2	0.03	0.50	0.0170	\$497.56	\$8.44	0.00	0.00	0.0000	\$4,819.78	\$0.00	\$8.44	Ilg Raymond P
438 361 25 62	CND	2	0.03	0.50	0.0170	\$497.56	\$8.44	0.00	0.00	0.0000	\$4,819.78	\$0.00	\$8.44	Missions I L P

EXHIBIT C - Assessment Roll (Fiscal Year 2016)
First San Diego River Improvement Project Maintenance Assessment District

Parcel Number	Land Use ⁽¹⁾	Zone Number	Community Aesthetics Enhancement					Flood Control/Safety					FY 2016 ⁽³⁾ Assessment	Owner Name
			Net Area (Acres)	Zone Factor	EBA ⁽²⁾	Unit Cost	Assessment	Benefit Area (Acres)	Composite Benefit Factor	EBA ⁽²⁾	Unit Cost	Assessment		
438 361 25 63	CND	2	0.03	0.50	0.0170	\$497.56	\$8.44	0.00	0.00	0.0000	\$4,819.78	\$0.00	\$8.44	Missions I L P
438 361 25 64	CND	2	0.03	0.50	0.0170	\$497.56	\$8.44	0.00	0.00	0.0000	\$4,819.78	\$0.00	\$8.44	Missions I L P
438 361 27 00	MFR	2	5.43	0.50	2.7138	\$497.56	\$1,350.27	0.00	0.00	0.0000	\$4,819.78	\$0.00	\$1,350.26	Missions Ii L P
438 362 03 01	CND	1	0.03	1.00	0.0300	\$497.56	\$14.93	0.03	0.28	0.0074	\$4,819.78	\$35.90	\$50.82	Benitez Reginald G&Gladys G
438 362 03 02	CND	1	0.03	1.00	0.0300	\$497.56	\$14.93	0.03	0.28	0.0074	\$4,819.78	\$35.90	\$50.82	Winderl Family Trust 05-17-03
438 362 03 03	CND	1	0.03	1.00	0.0300	\$497.56	\$14.93	0.03	0.28	0.0074	\$4,819.78	\$35.90	\$50.82	Warrington Todd&Nancy
438 362 03 04	CND	1	0.03	1.00	0.0300	\$497.56	\$14.93	0.03	0.28	0.0074	\$4,819.78	\$35.90	\$50.82	Oneil William&Mary
438 362 03 05	CND	1	0.03	1.00	0.0300	\$497.56	\$14.93	0.03	0.28	0.0074	\$4,819.78	\$35.90	\$50.82	Bradley Scott M&Jacqueline
438 362 03 06	CND	1	0.03	1.00	0.0300	\$497.56	\$14.93	0.03	0.28	0.0074	\$4,819.78	\$35.90	\$50.82	Maloney Kenneth
438 362 03 07	CND	1	0.03	1.00	0.0300	\$497.56	\$14.93	0.03	0.28	0.0074	\$4,819.78	\$35.90	\$50.82	Houston Peter D
438 362 03 08	CND	1	0.03	1.00	0.0300	\$497.56	\$14.93	0.03	0.28	0.0074	\$4,819.78	\$35.90	\$50.82	A B A Trust 12-10-07
438 362 03 09	CND	1	0.03	1.00	0.0300	\$497.56	\$14.93	0.03	0.28	0.0074	\$4,819.78	\$35.90	\$50.82	Santa Sergio A G P
438 362 03 10	CND	1	0.03	1.00	0.0300	\$497.56	\$14.93	0.03	0.28	0.0074	\$4,819.78	\$35.90	\$50.82	Bragg Marva L
438 362 03 11	CND	1	0.03	1.00	0.0300	\$497.56	\$14.93	0.03	0.28	0.0074	\$4,819.78	\$35.90	\$50.82	Willkie James J&Lynda J
438 362 03 12	CND	1	0.03	1.00	0.0300	\$497.56	\$14.93	0.03	0.28	0.0074	\$4,819.78	\$35.90	\$50.82	Hankla Jonathan
438 362 03 13	CND	1	0.03	1.00	0.0300	\$497.56	\$14.93	0.03	0.28	0.0074	\$4,819.78	\$35.90	\$50.82	Germano Joanne
438 362 03 14	CND	1	0.03	1.00	0.0300	\$497.56	\$14.93	0.03	0.28	0.0074	\$4,819.78	\$35.90	\$50.82	Shahidi Behzad
438 362 03 15	CND	1	0.03	1.00	0.0300	\$497.56	\$14.93	0.03	0.28	0.0074	\$4,819.78	\$35.90	\$50.82	Wong Wendy Shun Yee
438 362 03 16	CND	1	0.03	1.00	0.0300	\$497.56	\$14.93	0.03	0.28	0.0074	\$4,819.78	\$35.90	\$50.82	B A L Investments L L C
438 362 03 17	CND	1	0.03	1.00	0.0300	\$497.56	\$14.93	0.03	0.28	0.0074	\$4,819.78	\$35.90	\$50.82	Cannan Christopher
438 362 03 18	CND	1	0.03	1.00	0.0300	\$497.56	\$14.93	0.03	0.28	0.0074	\$4,819.78	\$35.90	\$50.82	Pagni Sandra J Trust 08-10-06
438 362 03 19	CND	1	0.03	1.00	0.0300	\$497.56	\$14.93	0.03	0.28	0.0074	\$4,819.78	\$35.90	\$50.82	Ruiz Anjanette A
438 362 03 20	CND	1	0.03	1.00	0.0300	\$497.56	\$14.93	0.03	0.28	0.0074	\$4,819.78	\$35.90	\$50.82	Kilpatrick George M&Bruce-Lyle Desiree A
438 362 03 21	CND	1	0.03	1.00	0.0300	\$497.56	\$14.93	0.03	0.28	0.0074	\$4,819.78	\$35.90	\$50.82	Chumbley Christopher
438 362 03 22	CND	1	0.03	1.00	0.0300	\$497.56	\$14.93	0.03	0.28	0.0074	\$4,819.78	\$35.90	\$50.82	Sanchez Louis M
438 362 03 23	CND	1	0.03	1.00	0.0300	\$497.56	\$14.93	0.03	0.28	0.0074	\$4,819.78	\$35.90	\$50.82	Chong Richard W H
438 362 03 24	CND	1	0.03	1.00	0.0300	\$497.56	\$14.93	0.03	0.28	0.0074	\$4,819.78	\$35.90	\$50.82	Kosaraju Eswara C&Bade Supriya
438 362 03 25	CND	1	0.03	1.00	0.0300	\$497.56	\$14.93	0.03	0.28	0.0074	\$4,819.78	\$35.90	\$50.82	Yockim George&Mary Living 2005 Trust 12-01-05
438 362 03 26	CND	1	0.03	1.00	0.0300	\$497.56	\$14.93	0.03	0.28	0.0074	\$4,819.78	\$35.90	\$50.82	Bonslaver Christi
438 362 03 27	CND	1	0.03	1.00	0.0300	\$497.56	\$14.93	0.03	0.28	0.0074	\$4,819.78	\$35.90	\$50.82	Moreland Scott A&Kendall A
438 362 03 28	CND	1	0.03	1.00	0.0300	\$497.56	\$14.93	0.03	0.28	0.0074	\$4,819.78	\$35.90	\$50.82	Williams Reynolds M
438 362 03 29	CND	1	0.03	1.00	0.0300	\$497.56	\$14.93	0.03	0.28	0.0074	\$4,819.78	\$35.90	\$50.82	Strahm Santana B
438 362 03 30	CND	1	0.03	1.00	0.0300	\$497.56	\$14.93	0.03	0.28	0.0074	\$4,819.78	\$35.90	\$50.82	Morris Marcia C
438 362 03 31	CND	1	0.03	1.00	0.0300	\$497.56	\$14.93	0.03	0.28	0.0074	\$4,819.78	\$35.90	\$50.82	Henderson Joe C
438 362 03 32	CND	1	0.03	1.00	0.0300	\$497.56	\$14.93	0.03	0.28	0.0074	\$4,819.78	\$35.90	\$50.82	Rea Alyson
438 362 03 33	CND	1	0.03	1.00	0.0300	\$497.56	\$14.93	0.03	0.28	0.0074	\$4,819.78	\$35.90	\$50.82	Carpio David
438 362 03 34	CND	1	0.03	1.00	0.0300	\$497.56	\$14.93	0.03	0.28	0.0074	\$4,819.78	\$35.90	\$50.82	Bell David M&Danielle G
438 362 03 35	CND	1	0.03	1.00	0.0300	\$497.56	\$14.93	0.03	0.28	0.0074	\$4,819.78	\$35.90	\$50.82	Briebesca Andrea L
438 362 03 36	CND	1	0.03	1.00	0.0300	\$497.56	\$14.93	0.03	0.28	0.0074	\$4,819.78	\$35.90	\$50.82	Galvez Eric A
438 362 03 37	CND	1	0.03	1.00	0.0300	\$497.56	\$14.93	0.03	0.28	0.0074	\$4,819.78	\$35.90	\$50.82	Garcia Juan C
438 362 03 38	CND	1	0.03	1.00	0.0300	\$497.56	\$14.93	0.03	0.28	0.0074	\$4,819.78	\$35.90	\$50.82	Bastien Rochelle T
438 362 03 39	CND	1	0.03	1.00	0.0300	\$497.56	\$14.93	0.03	0.28	0.0074	\$4,819.78	\$35.90	\$50.82	Resch John A&Linda D Family Trust 05-13-99
438 362 03 40	CND	1	0.03	1.00	0.0300	\$497.56	\$14.93	0.03	0.28	0.0074	\$4,819.78	\$35.90	\$50.82	Leeney Michael F
438 362 03 41	CND	1	0.03	1.00	0.0300	\$497.56	\$14.93	0.03	0.28	0.0074	\$4,819.78	\$35.90	\$50.82	Miyajima Family Revocable Living Trust 12-04-91
438 362 03 42	CND	1	0.03	1.00	0.0300	\$497.56	\$14.93	0.03	0.28	0.0074	\$4,819.78	\$35.90	\$50.82	Quinn Bellamy Family Trust 05-12-2000
438 362 03 43	CND	1	0.03	1.00	0.0300	\$497.56	\$14.93	0.03	0.28	0.0074	\$4,819.78	\$35.90	\$50.82	Favela Martin

EXHIBIT C - Assessment Roll (Fiscal Year 2016)
First San Diego River Improvement Project Maintenance Assessment District

Parcel Number	Land Use ⁽¹⁾	Zone Number	Community Aesthetics Enhancement					Flood Control/Safety					FY 2016 ⁽³⁾ Assessment	Owner Name
			Net Area (Acres)	Zone Factor	EBA ⁽²⁾	Unit Cost	Assessment	Benefit Area (Acres)	Composite Benefit Factor	EBA ⁽²⁾	Unit Cost	Assessment		
438 362 03 44	CND	1	0.03	1.00	0.0300	\$497.56	\$14.93	0.03	0.28	0.0074	\$4,819.78	\$35.90	\$50.82	Schmidt Lars
438 362 03 45	CND	1	0.03	1.00	0.0300	\$497.56	\$14.93	0.03	0.28	0.0074	\$4,819.78	\$35.90	\$50.82	Gunther Max
438 362 03 46	CND	1	0.03	1.00	0.0300	\$497.56	\$14.93	0.03	0.28	0.0074	\$4,819.78	\$35.90	\$50.82	Houshmand Ahmad&Wilcox Sandra L
438 362 03 47	CND	1	0.03	1.00	0.0300	\$497.56	\$14.93	0.03	0.28	0.0074	\$4,819.78	\$35.90	\$50.82	Brown Allison
438 362 03 48	CND	1	0.03	1.00	0.0300	\$497.56	\$14.93	0.03	0.28	0.0074	\$4,819.78	\$35.90	\$50.82	We Seo Young
438 362 03 49	CND	1	0.03	1.00	0.0300	\$497.56	\$14.93	0.03	0.28	0.0074	\$4,819.78	\$35.90	\$50.82	Vasquez Sabrina E Est Of
438 362 03 50	CND	1	0.03	1.00	0.0300	\$497.56	\$14.93	0.03	0.28	0.0074	\$4,819.78	\$35.90	\$50.82	Hamister Philip C
438 362 03 51	CND	1	0.03	1.00	0.0300	\$497.56	\$14.93	0.03	0.28	0.0074	\$4,819.78	\$35.90	\$50.82	Hoskinson Lauren A
438 362 03 52	CND	1	0.03	1.00	0.0300	\$497.56	\$14.93	0.03	0.28	0.0074	\$4,819.78	\$35.90	\$50.82	Ferguson Josephine O
438 362 03 53	CND	1	0.03	1.00	0.0300	\$497.56	\$14.93	0.03	0.28	0.0074	\$4,819.78	\$35.90	\$50.82	Murrell Michael K
438 362 03 54	CND	1	0.03	1.00	0.0300	\$497.56	\$14.93	0.03	0.28	0.0074	\$4,819.78	\$35.90	\$50.82	Ostrander David C&Norwati
438 362 03 55	CND	1	0.03	1.00	0.0300	\$497.56	\$14.93	0.03	0.28	0.0074	\$4,819.78	\$35.90	\$50.82	Houston Ashlee
438 362 03 56	CND	1	0.03	1.00	0.0300	\$497.56	\$14.93	0.03	0.28	0.0074	\$4,819.78	\$35.90	\$50.82	Hayes Mark P
438 362 03 57	CND	1	0.03	1.00	0.0300	\$497.56	\$14.93	0.03	0.28	0.0074	\$4,819.78	\$35.90	\$50.82	Morales Family Revocable Trust 05-27-05
438 362 03 58	CND	1	0.03	1.00	0.0300	\$497.56	\$14.93	0.03	0.28	0.0074	\$4,819.78	\$35.90	\$50.82	Beringer Matthew D
438 362 03 59	CND	1	0.03	1.00	0.0300	\$497.56	\$14.93	0.03	0.28	0.0074	\$4,819.78	\$35.90	\$50.82	Regalado Elaine
438 362 03 60	CND	1	0.03	1.00	0.0300	\$497.56	\$14.93	0.03	0.28	0.0074	\$4,819.78	\$35.90	\$50.82	Lee Choo Seng
438 362 04 01	CND	1	0.03	1.00	0.0300	\$497.56	\$14.93	0.03	0.28	0.0074	\$4,819.78	\$35.90	\$50.82	Forg Patricia L
438 362 04 02	CND	1	0.03	1.00	0.0300	\$497.56	\$14.93	0.03	0.28	0.0074	\$4,819.78	\$35.90	\$50.82	Clausen Roberta A
438 362 04 03	CND	1	0.03	1.00	0.0300	\$497.56	\$14.93	0.03	0.28	0.0074	\$4,819.78	\$35.90	\$50.82	Dahl Kyle
438 362 04 04	CND	1	0.03	1.00	0.0300	\$497.56	\$14.93	0.03	0.28	0.0074	\$4,819.78	\$35.90	\$50.82	Perez Miguel A
438 362 04 05	CND	1	0.03	1.00	0.0300	\$497.56	\$14.93	0.03	0.28	0.0074	\$4,819.78	\$35.90	\$50.82	Borges Thanh-Van T Revocable Trust 12-02-13
438 362 04 06	CND	1	0.03	1.00	0.0300	\$497.56	\$14.93	0.03	0.28	0.0074	\$4,819.78	\$35.90	\$50.82	Teng Weden
438 362 04 07	CND	1	0.03	1.00	0.0300	\$497.56	\$14.93	0.03	0.28	0.0074	\$4,819.78	\$35.90	\$50.82	Rowland Trust 12-13-13
438 362 04 08	CND	1	0.03	1.00	0.0300	\$497.56	\$14.93	0.03	0.28	0.0074	\$4,819.78	\$35.90	\$50.82	Luko Jeffrey S
438 362 04 09	CND	1	0.03	1.00	0.0300	\$497.56	\$14.93	0.03	0.28	0.0074	\$4,819.78	\$35.90	\$50.82	Huzyak Michael J
438 362 04 10	CND	1	0.03	1.00	0.0300	\$497.56	\$14.93	0.03	0.28	0.0074	\$4,819.78	\$35.90	\$50.82	Sangster Ryan R
438 362 04 11	CND	1	0.03	1.00	0.0300	\$497.56	\$14.93	0.03	0.28	0.0074	\$4,819.78	\$35.90	\$50.82	Alvarenga Josephine M Trust 08-01-05
438 362 04 12	CND	1	0.03	1.00	0.0300	\$497.56	\$14.93	0.03	0.28	0.0074	\$4,819.78	\$35.90	\$50.82	Parron Maximilian T
438 362 04 13	CND	1	0.03	1.00	0.0300	\$497.56	\$14.93	0.03	0.28	0.0074	\$4,819.78	\$35.90	\$50.82	Vattuone John J Revocable Trust 08-19-96
438 362 04 14	CND	1	0.03	1.00	0.0300	\$497.56	\$14.93	0.03	0.28	0.0074	\$4,819.78	\$35.90	\$50.82	Curtis Jason P&Holder-Curtis Tammy
438 362 04 15	CND	1	0.03	1.00	0.0300	\$497.56	\$14.93	0.03	0.28	0.0074	\$4,819.78	\$35.90	\$50.82	Morgan Meko E
438 362 04 16	CND	1	0.03	1.00	0.0300	\$497.56	\$14.93	0.03	0.28	0.0074	\$4,819.78	\$35.90	\$50.82	Chinn Michele A
438 362 04 17	CND	1	0.03	1.00	0.0300	\$497.56	\$14.93	0.03	0.28	0.0074	\$4,819.78	\$35.90	\$50.82	Trujillo Michelle T Trust 06-30-11
438 362 04 18	CND	1	0.03	1.00	0.0300	\$497.56	\$14.93	0.03	0.28	0.0074	\$4,819.78	\$35.90	\$50.82	Naik Meenal Gandhi
438 362 04 19	CND	1	0.03	1.00	0.0300	\$497.56	\$14.93	0.03	0.28	0.0074	\$4,819.78	\$35.90	\$50.82	Pugh Jeffrey A
438 362 04 20	CND	1	0.03	1.00	0.0300	\$497.56	\$14.93	0.03	0.28	0.0074	\$4,819.78	\$35.90	\$50.82	Neves Jeffrey A
438 362 04 21	CND	1	0.03	1.00	0.0300	\$497.56	\$14.93	0.03	0.28	0.0074	\$4,819.78	\$35.90	\$50.82	Chang Edward R
438 362 04 22	CND	1	0.03	1.00	0.0300	\$497.56	\$14.93	0.03	0.28	0.0074	\$4,819.78	\$35.90	\$50.82	Dearing Winford&Theresa
438 362 04 23	CND	1	0.03	1.00	0.0300	\$497.56	\$14.93	0.03	0.28	0.0074	\$4,819.78	\$35.90	\$50.82	Robertson Scott A&Robertson Steve A&Susan Et Al
438 362 04 24	CND	1	0.03	1.00	0.0300	\$497.56	\$14.93	0.03	0.28	0.0074	\$4,819.78	\$35.90	\$50.82	Johnson Robert D&Leslie S
438 362 04 25	CND	1	0.03	1.00	0.0300	\$497.56	\$14.93	0.03	0.28	0.0074	\$4,819.78	\$35.90	\$50.82	Schreiber Deborah L
438 362 04 26	CND	1	0.03	1.00	0.0300	\$497.56	\$14.93	0.03	0.28	0.0074	\$4,819.78	\$35.90	\$50.82	Boras Branka
438 362 04 27	CND	1	0.03	1.00	0.0300	\$497.56	\$14.93	0.03	0.28	0.0074	\$4,819.78	\$35.90	\$50.82	Horstman Bryan&Ginny
438 362 04 28	CND	1	0.03	1.00	0.0300	\$497.56	\$14.93	0.03	0.28	0.0074	\$4,819.78	\$35.90	\$50.82	Pioquinto Valentin M&Revelyn A
438 362 04 29	CND	1	0.03	1.00	0.0300	\$497.56	\$14.93	0.03	0.28	0.0074	\$4,819.78	\$35.90	\$50.82	Mendivil Michelle

EXHIBIT C - Assessment Roll (Fiscal Year 2016)
First San Diego River Improvement Project Maintenance Assessment District

Parcel Number	Land Use ⁽¹⁾	Zone Number	Community Aesthetics Enhancement					Flood Control/Safety					FY 2016 ⁽³⁾ Assessment	Owner Name
			Net Area (Acres)	Zone Factor	EBA ⁽²⁾	Unit Cost	Assessment	Benefit Area (Acres)	Composite Benefit Factor	EBA ⁽²⁾	Unit Cost	Assessment		
438 362 04 30	CND	1	0.03	1.00	0.0300	\$497.56	\$14.93	0.03	0.28	0.0074	\$4,819.78	\$35.90	\$50.82	Pulido Lilia
438 362 04 31	CND	1	0.03	1.00	0.0300	\$497.56	\$14.93	0.03	0.28	0.0074	\$4,819.78	\$35.90	\$50.82	Lemon Christopher H
438 362 04 32	CND	1	0.03	1.00	0.0300	\$497.56	\$14.93	0.03	0.28	0.0074	\$4,819.78	\$35.90	\$50.82	Marvich Family Trust 07-15-14
438 362 04 33	CND	1	0.03	1.00	0.0300	\$497.56	\$14.93	0.03	0.28	0.0074	\$4,819.78	\$35.90	\$50.82	Cimins Living Trust 04-23-93
438 362 04 34	CND	1	0.03	1.00	0.0300	\$497.56	\$14.93	0.03	0.28	0.0074	\$4,819.78	\$35.90	\$50.82	Gianulis Trust A 05-19-86
438 362 04 35	CND	1	0.03	1.00	0.0300	\$497.56	\$14.93	0.03	0.28	0.0074	\$4,819.78	\$35.90	\$50.82	Lau Anthony&Janet
438 362 04 36	CND	1	0.03	1.00	0.0300	\$497.56	\$14.93	0.03	0.28	0.0074	\$4,819.78	\$35.90	\$50.82	Nelson James D
438 362 04 37	CND	1	0.03	1.00	0.0300	\$497.56	\$14.93	0.03	0.28	0.0074	\$4,819.78	\$35.90	\$50.82	Donner William T
438 362 04 38	CND	1	0.03	1.00	0.0300	\$497.56	\$14.93	0.03	0.28	0.0074	\$4,819.78	\$35.90	\$50.82	Katungi Nathan
438 362 04 39	CND	1	0.03	1.00	0.0300	\$497.56	\$14.93	0.03	0.28	0.0074	\$4,819.78	\$35.90	\$50.82	Pit Christophe M&Elizabeth H
438 362 04 40	CND	1	0.03	1.00	0.0300	\$497.56	\$14.93	0.03	0.28	0.0074	\$4,819.78	\$35.90	\$50.82	Oakes Judith B Revocable 2003 Trust
438 362 04 41	CND	1	0.03	1.00	0.0300	\$497.56	\$14.93	0.03	0.28	0.0074	\$4,819.78	\$35.90	\$50.82	Li Chih Shen&Yu Ming-Hui
438 362 04 42	CND	1	0.03	1.00	0.0300	\$497.56	\$14.93	0.03	0.28	0.0074	\$4,819.78	\$35.90	\$50.82	Certano Sarah K
438 362 04 43	CND	1	0.03	1.00	0.0300	\$497.56	\$14.93	0.03	0.28	0.0074	\$4,819.78	\$35.90	\$50.82	Head Dale A&Tami E
438 362 04 44	CND	1	0.03	1.00	0.0300	\$497.56	\$14.93	0.03	0.28	0.0074	\$4,819.78	\$35.90	\$50.82	Bianchi Karyn S 2011 Trust 08-31-11
438 362 04 45	CND	1	0.03	1.00	0.0300	\$497.56	\$14.93	0.03	0.28	0.0074	\$4,819.78	\$35.90	\$50.82	Ruvalcaba Cristian X
438 362 04 46	CND	1	0.03	1.00	0.0300	\$497.56	\$14.93	0.03	0.28	0.0074	\$4,819.78	\$35.90	\$50.82	Johnson Michael W&Ravin Dawn A
438 362 04 47	CND	1	0.03	1.00	0.0300	\$497.56	\$14.93	0.03	0.28	0.0074	\$4,819.78	\$35.90	\$50.82	Sonne Family Trust 02-07-03
438 362 04 48	CND	1	0.03	1.00	0.0300	\$497.56	\$14.93	0.03	0.28	0.0074	\$4,819.78	\$35.90	\$50.82	Seastrom Valerie G
438 362 04 49	CND	1	0.03	1.00	0.0300	\$497.56	\$14.93	0.03	0.28	0.0074	\$4,819.78	\$35.90	\$50.82	Nieto Yvonne L
438 362 04 50	CND	1	0.03	1.00	0.0300	\$497.56	\$14.93	0.03	0.28	0.0074	\$4,819.78	\$35.90	\$50.82	Korzuch Family Trust 04-18-03
438 362 04 51	CND	1	0.03	1.00	0.0300	\$497.56	\$14.93	0.03	0.28	0.0074	\$4,819.78	\$35.90	\$50.82	Ushio Miekio
438 362 04 52	CND	1	0.03	1.00	0.0300	\$497.56	\$14.93	0.03	0.28	0.0074	\$4,819.78	\$35.90	\$50.82	Herbert Jonathan J
438 362 04 53	CND	1	0.03	1.00	0.0300	\$497.56	\$14.93	0.03	0.28	0.0074	\$4,819.78	\$35.90	\$50.82	Aquiningoc Joseph D
438 362 04 54	CND	1	0.03	1.00	0.0300	\$497.56	\$14.93	0.03	0.28	0.0074	\$4,819.78	\$35.90	\$50.82	Sandler Erika
438 362 04 55	CND	1	0.03	1.00	0.0300	\$497.56	\$14.93	0.03	0.28	0.0074	\$4,819.78	\$35.90	\$50.82	Owen Brittany L
438 362 04 56	CND	1	0.03	1.00	0.0300	\$497.56	\$14.93	0.03	0.28	0.0074	\$4,819.78	\$35.90	\$50.82	Greco Revocable Living Trust 12-05-95
438 362 04 57	CND	1	0.03	1.00	0.0300	\$497.56	\$14.93	0.03	0.28	0.0074	\$4,819.78	\$35.90	\$50.82	Murphy Cory P&Krista
438 362 04 58	CND	1	0.03	1.00	0.0300	\$497.56	\$14.93	0.03	0.28	0.0074	\$4,819.78	\$35.90	\$50.82	Schmidt Julia M
438 362 04 59	CND	1	0.03	1.00	0.0300	\$497.56	\$14.93	0.03	0.28	0.0074	\$4,819.78	\$35.90	\$50.82	Hanes Ernest M
438 362 05 01	CND	1	0.03	1.00	0.0300	\$497.56	\$14.93	0.03	0.28	0.0074	\$4,819.78	\$35.90	\$50.82	Truffa Pauline A 2006 Trust 07-31-06
438 362 05 02	CND	1	0.03	1.00	0.0300	\$497.56	\$14.93	0.03	0.28	0.0074	\$4,819.78	\$35.90	\$50.82	Ronge John C
438 362 05 03	CND	1	0.03	1.00	0.0300	\$497.56	\$14.93	0.03	0.28	0.0074	\$4,819.78	\$35.90	\$50.82	Pilgrim Phyllis Trust 11-18-09
438 362 05 04	CND	1	0.03	1.00	0.0300	\$497.56	\$14.93	0.03	0.28	0.0074	\$4,819.78	\$35.90	\$50.82	Bethancourt Amy M
438 362 05 05	CND	1	0.03	1.00	0.0300	\$497.56	\$14.93	0.03	0.28	0.0074	\$4,819.78	\$35.90	\$50.82	Muto Devon G
438 362 05 06	CND	1	0.03	1.00	0.0300	\$497.56	\$14.93	0.03	0.28	0.0074	\$4,819.78	\$35.90	\$50.82	Beik Farhang
438 362 05 07	CND	1	0.03	1.00	0.0300	\$497.56	\$14.93	0.03	0.28	0.0074	\$4,819.78	\$35.90	\$50.82	Carson John&Alice Trust 12-24-04
438 362 05 08	CND	1	0.03	1.00	0.0300	\$497.56	\$14.93	0.03	0.28	0.0074	\$4,819.78	\$35.90	\$50.82	Walsh John D&Prudence J
438 362 05 09	CND	1	0.03	1.00	0.0300	\$497.56	\$14.93	0.03	0.28	0.0074	\$4,819.78	\$35.90	\$50.82	Evans-Claassen Desiree
438 362 05 10	CND	1	0.03	1.00	0.0300	\$497.56	\$14.93	0.03	0.28	0.0074	\$4,819.78	\$35.90	\$50.82	Macdonald Family Trust 01-21-12
438 362 05 11	CND	1	0.03	1.00	0.0300	\$497.56	\$14.93	0.03	0.28	0.0074	\$4,819.78	\$35.90	\$50.82	Ktair Nader M
438 362 05 12	CND	1	0.03	1.00	0.0300	\$497.56	\$14.93	0.03	0.28	0.0074	\$4,819.78	\$35.90	\$50.82	Smith Kevin&Jill
438 362 05 13	CND	1	0.03	1.00	0.0300	\$497.56	\$14.93	0.03	0.28	0.0074	\$4,819.78	\$35.90	\$50.82	J M Burkhart Family Limited Partnership
438 362 05 14	CND	1	0.03	1.00	0.0300	\$497.56	\$14.93	0.03	0.28	0.0074	\$4,819.78	\$35.90	\$50.82	Mendenhall Brian&Stacey
438 362 05 15	CND	1	0.03	1.00	0.0300	\$497.56	\$14.93	0.03	0.28	0.0074	\$4,819.78	\$35.90	\$50.82	Zangara Ryan S
438 362 05 16	CND	1	0.03	1.00	0.0300	\$497.56	\$14.93	0.03	0.28	0.0074	\$4,819.78	\$35.90	\$50.82	Miyazono Naomi

EXHIBIT C - Assessment Roll (Fiscal Year 2016)
First San Diego River Improvement Project Maintenance Assessment District

Parcel Number	Land Use ⁽¹⁾	Zone Number	Community Aesthetics Enhancement					Flood Control/Safety					FY 2016 ⁽³⁾ Assessment	Owner Name
			Net Area (Acres)	Zone Factor	EBA ⁽²⁾	Unit Cost	Assessment	Benefit Area (Acres)	Composite Benefit Factor	EBA ⁽²⁾	Unit Cost	Assessment		
438 362 05 17	CND	1	0.03	1.00	0.0300	\$497.56	\$14.93	0.03	0.28	0.0074	\$4,819.78	\$35.90	\$50.82	Pornan Donald
438 362 05 18	CND	1	0.03	1.00	0.0300	\$497.56	\$14.93	0.03	0.28	0.0074	\$4,819.78	\$35.90	\$50.82	Lifa Ellen
438 362 05 19	CND	1	0.03	1.00	0.0300	\$497.56	\$14.93	0.03	0.28	0.0074	\$4,819.78	\$35.90	\$50.82	Alamar Ali G&Zahraa
438 362 05 20	CND	1	0.03	1.00	0.0300	\$497.56	\$14.93	0.03	0.28	0.0074	\$4,819.78	\$35.90	\$50.82	Bjelak Haris
438 362 05 21	CND	1	0.03	1.00	0.0300	\$497.56	\$14.93	0.03	0.28	0.0074	\$4,819.78	\$35.90	\$50.82	Tynes Shirley L Trust 04-19-00
438 362 05 22	CND	1	0.03	1.00	0.0300	\$497.56	\$14.93	0.03	0.28	0.0074	\$4,819.78	\$35.90	\$50.82	Dawson Michael T
438 362 05 23	CND	1	0.03	1.00	0.0300	\$497.56	\$14.93	0.03	0.28	0.0074	\$4,819.78	\$35.90	\$50.82	Tennison Mark
438 362 05 24	CND	1	0.03	1.00	0.0300	\$497.56	\$14.93	0.03	0.28	0.0074	\$4,819.78	\$35.90	\$50.82	Rukas Terrence W
438 362 05 25	CND	1	0.03	1.00	0.0300	\$497.56	\$14.93	0.03	0.28	0.0074	\$4,819.78	\$35.90	\$50.82	Levin Nicole
438 362 05 26	CND	1	0.03	1.00	0.0300	\$497.56	\$14.93	0.03	0.28	0.0074	\$4,819.78	\$35.90	\$50.82	Meza Daniel F
438 362 05 27	CND	1	0.03	1.00	0.0300	\$497.56	\$14.93	0.03	0.28	0.0074	\$4,819.78	\$35.90	\$50.82	Wolf Jeffrey M
438 362 05 28	CND	1	0.03	1.00	0.0300	\$497.56	\$14.93	0.03	0.28	0.0074	\$4,819.78	\$35.90	\$50.82	Mostofian Eimaneh
438 362 05 29	CND	1	0.03	1.00	0.0300	\$497.56	\$14.93	0.03	0.28	0.0074	\$4,819.78	\$35.90	\$50.82	Dionisio Catherine
438 362 05 30	CND	1	0.03	1.00	0.0300	\$497.56	\$14.93	0.03	0.28	0.0074	\$4,819.78	\$35.90	\$50.82	Partch Family Trust 04-19-14
438 362 05 31	CND	1	0.03	1.00	0.0300	\$497.56	\$14.93	0.03	0.28	0.0074	\$4,819.78	\$35.90	\$50.82	Gonzales Manuel&Eleanor M
438 362 05 32	CND	1	0.03	1.00	0.0300	\$497.56	\$14.93	0.03	0.28	0.0074	\$4,819.78	\$35.90	\$50.82	Miller Timothy I&Maureen S
438 362 05 33	CND	1	0.03	1.00	0.0300	\$497.56	\$14.93	0.03	0.28	0.0074	\$4,819.78	\$35.90	\$50.82	Mccloskey 1989 Trust 11-28-89
438 362 05 34	CND	1	0.03	1.00	0.0300	\$497.56	\$14.93	0.03	0.28	0.0074	\$4,819.78	\$35.90	\$50.82	Barra Family Trust 07-28-11
438 362 05 35	CND	1	0.03	1.00	0.0300	\$497.56	\$14.93	0.03	0.28	0.0074	\$4,819.78	\$35.90	\$50.82	Aranha Robert S&Heather S
438 362 05 36	CND	1	0.03	1.00	0.0300	\$497.56	\$14.93	0.03	0.28	0.0074	\$4,819.78	\$35.90	\$50.82	Le Hiep
438 362 05 37	CND	1	0.03	1.00	0.0300	\$497.56	\$14.93	0.03	0.28	0.0074	\$4,819.78	\$35.90	\$50.82	Oleary Paul K&Evelyn R
438 362 05 38	CND	1	0.03	1.00	0.0300	\$497.56	\$14.93	0.03	0.28	0.0074	\$4,819.78	\$35.90	\$50.82	Morrow Family Trust 2 02-01-93
438 362 05 39	CND	1	0.03	1.00	0.0300	\$497.56	\$14.93	0.03	0.28	0.0074	\$4,819.78	\$35.90	\$50.82	French Matthew R
438 362 05 40	CND	1	0.03	1.00	0.0300	\$497.56	\$14.93	0.03	0.28	0.0074	\$4,819.78	\$35.90	\$50.82	Broersma Lester V Est Trust 04-04-08
438 362 05 41	CND	1	0.03	1.00	0.0300	\$497.56	\$14.93	0.03	0.28	0.0074	\$4,819.78	\$35.90	\$50.82	Llorenz Priscilla B
438 362 05 42	CND	1	0.03	1.00	0.0300	\$497.56	\$14.93	0.03	0.28	0.0074	\$4,819.78	\$35.90	\$50.82	Barra Family Trust 07-28-11
438 362 05 43	CND	1	0.03	1.00	0.0300	\$497.56	\$14.93	0.03	0.28	0.0074	\$4,819.78	\$35.90	\$50.82	Schuber Bradley A
438 362 05 44	CND	1	0.03	1.00	0.0300	\$497.56	\$14.93	0.03	0.28	0.0074	\$4,819.78	\$35.90	\$50.82	Sabella Michael G Tr
438 362 05 45	CND	1	0.03	1.00	0.0300	\$497.56	\$14.93	0.03	0.28	0.0074	\$4,819.78	\$35.90	\$50.82	Monelt Gustavo R
438 362 05 46	CND	1	0.03	1.00	0.0300	\$497.56	\$14.93	0.03	0.28	0.0074	\$4,819.78	\$35.90	\$50.82	Cochran Jaime L
438 362 05 47	CND	1	0.03	1.00	0.0300	\$497.56	\$14.93	0.03	0.28	0.0074	\$4,819.78	\$35.90	\$50.82	Lan Ryan&Yu Jennifer
438 362 05 48	CND	1	0.03	1.00	0.0300	\$497.56	\$14.93	0.03	0.28	0.0074	\$4,819.78	\$35.90	\$50.82	Salindong Arthur R Living Trust 10-21-10
438 362 05 49	CND	1	0.03	1.00	0.0300	\$497.56	\$14.93	0.03	0.28	0.0074	\$4,819.78	\$35.90	\$50.82	Johnson Stephen C
438 362 05 50	CND	1	0.03	1.00	0.0300	\$497.56	\$14.93	0.03	0.28	0.0074	\$4,819.78	\$35.90	\$50.82	Stasiak Stacey
438 362 05 51	CND	1	0.03	1.00	0.0300	\$497.56	\$14.93	0.03	0.28	0.0074	\$4,819.78	\$35.90	\$50.82	Pozhitsky Yelena
438 362 05 52	CND	1	0.03	1.00	0.0300	\$497.56	\$14.93	0.03	0.28	0.0074	\$4,819.78	\$35.90	\$50.82	Corral Mia A
438 362 06 01	CND	1	0.03	1.00	0.0300	\$497.56	\$14.93	0.03	0.28	0.0074	\$4,819.78	\$35.90	\$50.82	Tsukamoto Christian K
438 362 06 02	CND	1	0.03	1.00	0.0300	\$497.56	\$14.93	0.03	0.28	0.0074	\$4,819.78	\$35.90	\$50.82	Sanford Robert L&Juanita
438 362 06 03	CND	1	0.03	1.00	0.0300	\$497.56	\$14.93	0.03	0.28	0.0074	\$4,819.78	\$35.90	\$50.82	Harui Alex J&Cynthia A
438 362 06 04	CND	1	0.03	1.00	0.0300	\$497.56	\$14.93	0.03	0.28	0.0074	\$4,819.78	\$35.90	\$50.82	Milot David&Kimberly
438 362 06 05	CND	1	0.03	1.00	0.0300	\$497.56	\$14.93	0.03	0.28	0.0074	\$4,819.78	\$35.90	\$50.82	Hancock Sarah C
438 362 06 06	CND	1	0.03	1.00	0.0300	\$497.56	\$14.93	0.03	0.28	0.0074	\$4,819.78	\$35.90	\$50.82	Abed Mir Salim
438 362 06 07	CND	1	0.03	1.00	0.0300	\$497.56	\$14.93	0.03	0.28	0.0074	\$4,819.78	\$35.90	\$50.82	Hennings Family Trust
438 362 06 08	CND	1	0.03	1.00	0.0300	\$497.56	\$14.93	0.03	0.28	0.0074	\$4,819.78	\$35.90	\$50.82	Esquer Edna R
438 362 06 09	CND	1	0.03	1.00	0.0300	\$497.56	\$14.93	0.03	0.28	0.0074	\$4,819.78	\$35.90	\$50.82	Zacarias Virgilio S&Elvira T
438 362 06 10	CND	1	0.03	1.00	0.0300	\$497.56	\$14.93	0.03	0.28	0.0074	\$4,819.78	\$35.90	\$50.82	Romero Edmundo&Rufina

EXHIBIT C - Assessment Roll (Fiscal Year 2016)
First San Diego River Improvement Project Maintenance Assessment District

Parcel Number	Land Use ⁽¹⁾	Zone Number	Community Aesthetics Enhancement					Flood Control/Safety					FY 2016 ⁽³⁾ Assessment	Owner Name
			Net Area (Acres)	Zone Factor	EBA ⁽²⁾	Unit Cost	Assessment	Benefit Area (Acres)	Composite Benefit Factor	EBA ⁽²⁾	Unit Cost	Assessment		
438 362 06 11	CND	1	0.03	1.00	0.0300	\$497.56	\$14.93	0.03	0.28	0.0074	\$4,819.78	\$35.90	\$50.82	Asbert Donald L
438 362 06 12	CND	1	0.03	1.00	0.0300	\$497.56	\$14.93	0.03	0.28	0.0074	\$4,819.78	\$35.90	\$50.82	Wilde Daniel&Katherine
438 362 06 13	CND	1	0.03	1.00	0.0300	\$497.56	\$14.93	0.03	0.28	0.0074	\$4,819.78	\$35.90	\$50.82	Millsbaugh Natalie
438 362 06 14	CND	1	0.03	1.00	0.0300	\$497.56	\$14.93	0.03	0.28	0.0074	\$4,819.78	\$35.90	\$50.82	Celik Ali
438 362 06 15	CND	1	0.03	1.00	0.0300	\$497.56	\$14.93	0.03	0.28	0.0074	\$4,819.78	\$35.90	\$50.82	Jelsema Patrick R
438 362 06 16	CND	1	0.03	1.00	0.0300	\$497.56	\$14.93	0.03	0.28	0.0074	\$4,819.78	\$35.90	\$50.82	Valdez Daniel
438 362 06 17	CND	1	0.03	1.00	0.0300	\$497.56	\$14.93	0.03	0.28	0.0074	\$4,819.78	\$35.90	\$50.82	Izaguirre Living Trust 05-14-08
438 362 06 18	CND	1	0.03	1.00	0.0300	\$497.56	\$14.93	0.03	0.28	0.0074	\$4,819.78	\$35.90	\$50.82	Tazaki Koichi&Kazumi
438 362 06 19	CND	1	0.03	1.00	0.0300	\$497.56	\$14.93	0.03	0.28	0.0074	\$4,819.78	\$35.90	\$50.82	Mcgriff Ray&Staci
438 362 06 20	CND	1	0.03	1.00	0.0300	\$497.56	\$14.93	0.03	0.28	0.0074	\$4,819.78	\$35.90	\$50.82	Espiritu Kira A
438 362 06 21	CND	1	0.03	1.00	0.0300	\$497.56	\$14.93	0.03	0.28	0.0074	\$4,819.78	\$35.90	\$50.82	Griggs Gary W
438 362 06 22	CND	1	0.03	1.00	0.0300	\$497.56	\$14.93	0.03	0.28	0.0074	\$4,819.78	\$35.90	\$50.82	Lujan Anna M
438 362 06 23	CND	1	0.03	1.00	0.0300	\$497.56	\$14.93	0.03	0.28	0.0074	\$4,819.78	\$35.90	\$50.82	Burke Christopher&Tina M Revocable Trust
438 362 06 24	CND	1	0.03	1.00	0.0300	\$497.56	\$14.93	0.03	0.28	0.0074	\$4,819.78	\$35.90	\$50.82	Xu Man
438 362 06 25	CND	1	0.03	1.00	0.0300	\$497.56	\$14.93	0.03	0.28	0.0074	\$4,819.78	\$35.90	\$50.82	Minvielle Carlos Jr Trust 09-13-12
438 362 06 26	CND	1	0.03	1.00	0.0300	\$497.56	\$14.93	0.03	0.28	0.0074	\$4,819.78	\$35.90	\$50.82	Angelucci Nicole Trust 06-12-12
438 362 06 27	CND	1	0.03	1.00	0.0300	\$497.56	\$14.93	0.03	0.28	0.0074	\$4,819.78	\$35.90	\$50.82	Eipp Thomas J&Laura L
438 362 06 28	CND	1	0.03	1.00	0.0300	\$497.56	\$14.93	0.03	0.28	0.0074	\$4,819.78	\$35.90	\$50.82	Brown Stephen A
438 362 06 29	CND	1	0.03	1.00	0.0300	\$497.56	\$14.93	0.03	0.28	0.0074	\$4,819.78	\$35.90	\$50.82	Vancleave Kurt J
438 362 06 30	CND	1	0.03	1.00	0.0300	\$497.56	\$14.93	0.03	0.28	0.0074	\$4,819.78	\$35.90	\$50.82	Crawford Gary D
438 362 06 31	CND	1	0.03	1.00	0.0300	\$497.56	\$14.93	0.03	0.28	0.0074	\$4,819.78	\$35.90	\$50.82	Halla Ryan&Kelsi
438 362 06 32	CND	1	0.03	1.00	0.0300	\$497.56	\$14.93	0.03	0.28	0.0074	\$4,819.78	\$35.90	\$50.82	Parisi Paul R
438 362 06 33	CND	1	0.03	1.00	0.0300	\$497.56	\$14.93	0.03	0.28	0.0074	\$4,819.78	\$35.90	\$50.82	Leland Gregory M
438 362 06 34	CND	1	0.03	1.00	0.0300	\$497.56	\$14.93	0.03	0.28	0.0074	\$4,819.78	\$35.90	\$50.82	Andrews Joyce A Revocable Trust 04-22-99
438 362 06 35	CND	1	0.03	1.00	0.0300	\$497.56	\$14.93	0.03	0.28	0.0074	\$4,819.78	\$35.90	\$50.82	Ferguson Rachel
438 362 06 36	CND	1	0.03	1.00	0.0300	\$497.56	\$14.93	0.03	0.28	0.0074	\$4,819.78	\$35.90	\$50.82	Benton Gregory B&Sauer Diane S
438 362 06 37	CND	1	0.03	1.00	0.0300	\$497.56	\$14.93	0.03	0.28	0.0074	\$4,819.78	\$35.90	\$50.82	Romanelli Anthony J
438 362 06 38	CND	1	0.03	1.00	0.0300	\$497.56	\$14.93	0.03	0.28	0.0074	\$4,819.78	\$35.90	\$50.82	Torres Nelson S
438 362 06 39	CND	1	0.03	1.00	0.0300	\$497.56	\$14.93	0.03	0.28	0.0074	\$4,819.78	\$35.90	\$50.82	Monroy Jacquelyn G&Monroy Richard R&Myra G
438 362 06 40	CND	1	0.03	1.00	0.0300	\$497.56	\$14.93	0.03	0.28	0.0074	\$4,819.78	\$35.90	\$50.82	Hernandez Rebecca
438 362 06 41	CND	1	0.03	1.00	0.0300	\$497.56	\$14.93	0.03	0.28	0.0074	\$4,819.78	\$35.90	\$50.82	Patel Anand D
438 362 06 42	CND	1	0.03	1.00	0.0300	\$497.56	\$14.93	0.03	0.28	0.0074	\$4,819.78	\$35.90	\$50.82	Ronco Lisa M
438 362 06 43	CND	1	0.03	1.00	0.0300	\$497.56	\$14.93	0.03	0.28	0.0074	\$4,819.78	\$35.90	\$50.82	Wagner Revocable Trust 04-29-13
438 362 06 44	CND	1	0.03	1.00	0.0300	\$497.56	\$14.93	0.03	0.28	0.0074	\$4,819.78	\$35.90	\$50.82	Havlicek Jonathan
438 362 06 45	CND	1	0.03	1.00	0.0300	\$497.56	\$14.93	0.03	0.28	0.0074	\$4,819.78	\$35.90	\$50.82	Duong My
438 362 06 46	CND	1	0.03	1.00	0.0300	\$497.56	\$14.93	0.03	0.28	0.0074	\$4,819.78	\$35.90	\$50.82	Allen James R
438 362 07 01	CND	1	0.03	1.00	0.0300	\$497.56	\$14.93	0.03	0.28	0.0074	\$4,819.78	\$35.90	\$50.82	Conklin Phillip E&Theresa L
438 362 07 02	CND	1	0.03	1.00	0.0300	\$497.56	\$14.93	0.03	0.28	0.0074	\$4,819.78	\$35.90	\$50.82	Ramos Sergio J C
438 362 07 03	CND	1	0.03	1.00	0.0300	\$497.56	\$14.93	0.03	0.28	0.0074	\$4,819.78	\$35.90	\$50.82	Martinez Juan G
438 362 07 04	CND	1	0.03	1.00	0.0300	\$497.56	\$14.93	0.03	0.28	0.0074	\$4,819.78	\$35.90	\$50.82	Lu Ssuwei&Zhang Yanqiu
438 362 07 05	CND	1	0.03	1.00	0.0300	\$497.56	\$14.93	0.03	0.28	0.0074	\$4,819.78	\$35.90	\$50.82	Taylor Brian S&Bonnie
438 362 07 06	CND	1	0.03	1.00	0.0300	\$497.56	\$14.93	0.03	0.28	0.0074	\$4,819.78	\$35.90	\$50.82	Ortega Family Trust 05-24-07
438 362 07 07	CND	1	0.03	1.00	0.0300	\$497.56	\$14.93	0.03	0.28	0.0074	\$4,819.78	\$35.90	\$50.82	Tominna Joseph
438 362 07 08	CND	1	0.03	1.00	0.0300	\$497.56	\$14.93	0.03	0.28	0.0074	\$4,819.78	\$35.90	\$50.82	Grey Alfonso&Bedoya Maria O
438 362 07 09	CND	1	0.03	1.00	0.0300	\$497.56	\$14.93	0.03	0.28	0.0074	\$4,819.78	\$35.90	\$50.82	Ramirez Maria T M
438 362 07 10	CND	1	0.03	1.00	0.0300	\$497.56	\$14.93	0.03	0.28	0.0074	\$4,819.78	\$35.90	\$50.82	Clark Bryce

EXHIBIT C - Assessment Roll (Fiscal Year 2016)
First San Diego River Improvement Project Maintenance Assessment District

Parcel Number	Land Use ⁽¹⁾	Zone Number	Community Aesthetics Enhancement					Flood Control/Safety					FY 2016 ⁽³⁾ Assessment	Owner Name
			Net Area (Acres)	Zone Factor	EBA ⁽²⁾	Unit Cost	Assessment	Benefit Area (Acres)	Composite Benefit Factor	EBA ⁽²⁾	Unit Cost	Assessment		
438 362 07 11	CND	1	0.03	1.00	0.0300	\$497.56	\$14.93	0.03	0.28	0.0074	\$4,819.78	\$35.90	\$50.82	Bellingham Bonnie M
438 362 07 12	CND	1	0.03	1.00	0.0300	\$497.56	\$14.93	0.03	0.28	0.0074	\$4,819.78	\$35.90	\$50.82	Foley Maureen Living Trust 10-02-13
438 362 07 13	CND	1	0.03	1.00	0.0300	\$497.56	\$14.93	0.03	0.28	0.0074	\$4,819.78	\$35.90	\$50.82	Marcinko Jamae T
438 362 07 14	CND	1	0.03	1.00	0.0300	\$497.56	\$14.93	0.03	0.28	0.0074	\$4,819.78	\$35.90	\$50.82	Serocki Lorianne
438 362 07 15	CND	1	0.03	1.00	0.0300	\$497.56	\$14.93	0.03	0.28	0.0074	\$4,819.78	\$35.90	\$50.82	Canto Daniel D C
438 362 07 16	CND	1	0.03	1.00	0.0300	\$497.56	\$14.93	0.03	0.28	0.0074	\$4,819.78	\$35.90	\$50.82	Kester Tom M li
438 362 07 17	CND	1	0.03	1.00	0.0300	\$497.56	\$14.93	0.03	0.28	0.0074	\$4,819.78	\$35.90	\$50.82	Korzuch Family Trust 04-18-03
438 362 07 18	CND	1	0.03	1.00	0.0300	\$497.56	\$14.93	0.03	0.28	0.0074	\$4,819.78	\$35.90	\$50.82	Myers Jeffrey A
438 362 07 19	CND	1	0.03	1.00	0.0300	\$497.56	\$14.93	0.03	0.28	0.0074	\$4,819.78	\$35.90	\$50.82	Semilla Franklin B V
438 362 07 20	CND	1	0.03	1.00	0.0300	\$497.56	\$14.93	0.03	0.28	0.0074	\$4,819.78	\$35.90	\$50.82	Chen Renee X
438 362 07 21	CND	1	0.03	1.00	0.0300	\$497.56	\$14.93	0.03	0.28	0.0074	\$4,819.78	\$35.90	\$50.82	Schultz Eva V
438 362 07 22	CND	1	0.03	1.00	0.0300	\$497.56	\$14.93	0.03	0.28	0.0074	\$4,819.78	\$35.90	\$50.82	Karlstad John W&Heather M
438 362 07 23	CND	1	0.03	1.00	0.0300	\$497.56	\$14.93	0.03	0.28	0.0074	\$4,819.78	\$35.90	\$50.82	Bauer Stephanie
438 362 07 24	CND	1	0.03	1.00	0.0300	\$497.56	\$14.93	0.03	0.28	0.0074	\$4,819.78	\$35.90	\$50.82	Pertierra Juan
438 362 07 25	CND	1	0.03	1.00	0.0300	\$497.56	\$14.93	0.03	0.28	0.0074	\$4,819.78	\$35.90	\$50.82	Fukuyo Konomi
438 362 07 26	CND	1	0.03	1.00	0.0300	\$497.56	\$14.93	0.03	0.28	0.0074	\$4,819.78	\$35.90	\$50.82	Maillet Yoann
438 362 07 27	CND	1	0.03	1.00	0.0300	\$497.56	\$14.93	0.03	0.28	0.0074	\$4,819.78	\$35.90	\$50.82	Tracz Natalie D
438 362 07 28	CND	1	0.03	1.00	0.0300	\$497.56	\$14.93	0.03	0.28	0.0074	\$4,819.78	\$35.90	\$50.82	Shah Samir
438 362 07 29	CND	1	0.03	1.00	0.0300	\$497.56	\$14.93	0.03	0.28	0.0074	\$4,819.78	\$35.90	\$50.82	Rathbun Kevin C&Jessica A N
438 362 07 30	CND	1	0.03	1.00	0.0300	\$497.56	\$14.93	0.03	0.28	0.0074	\$4,819.78	\$35.90	\$50.82	Hillman Breeann
438 362 07 31	CND	1	0.03	1.00	0.0300	\$497.56	\$14.93	0.03	0.28	0.0074	\$4,819.78	\$35.90	\$50.82	Loveland David A Family Trust 09-24-03
438 362 07 32	CND	1	0.03	1.00	0.0300	\$497.56	\$14.93	0.03	0.28	0.0074	\$4,819.78	\$35.90	\$50.82	Benson Elizabeth A&Clarke Natasha A Revocable Tr
438 362 07 33	CND	1	0.03	1.00	0.0300	\$497.56	\$14.93	0.03	0.28	0.0074	\$4,819.78	\$35.90	\$50.82	Jeter Justin W
438 362 07 34	CND	1	0.03	1.00	0.0300	\$497.56	\$14.93	0.03	0.28	0.0074	\$4,819.78	\$35.90	\$50.82	Margulis Neal
438 362 07 35	CND	1	0.03	1.00	0.0300	\$497.56	\$14.93	0.03	0.28	0.0074	\$4,819.78	\$35.90	\$50.82	Ehren Steven L
438 362 07 36	CND	1	0.03	1.00	0.0300	\$497.56	\$14.93	0.03	0.28	0.0074	\$4,819.78	\$35.90	\$50.82	Patin Claire M
438 362 07 37	CND	1	0.03	1.00	0.0300	\$497.56	\$14.93	0.03	0.28	0.0074	\$4,819.78	\$35.90	\$50.82	Constantin Chris
438 362 07 38	CND	1	0.03	1.00	0.0300	\$497.56	\$14.93	0.03	0.28	0.0074	\$4,819.78	\$35.90	\$50.82	Moriarty Katherine A
438 362 07 39	CND	1	0.03	1.00	0.0300	\$497.56	\$14.93	0.03	0.28	0.0074	\$4,819.78	\$35.90	\$50.82	Bane James A&Tambra A
438 362 07 40	CND	1	0.03	1.00	0.0300	\$497.56	\$14.93	0.03	0.28	0.0074	\$4,819.78	\$35.90	\$50.82	Yokoyama Christopher&Julia K
438 362 07 41	CND	1	0.03	1.00	0.0300	\$497.56	\$14.93	0.03	0.28	0.0074	\$4,819.78	\$35.90	\$50.82	Romo Jorge R&Anita
438 362 07 42	CND	1	0.03	1.00	0.0300	\$497.56	\$14.93	0.03	0.28	0.0074	\$4,819.78	\$35.90	\$50.82	Braun Janna
438 362 07 43	CND	1	0.03	1.00	0.0300	\$497.56	\$14.93	0.03	0.28	0.0074	\$4,819.78	\$35.90	\$50.82	Love Siew Hoon
438 362 07 44	CND	1	0.03	1.00	0.0300	\$497.56	\$14.93	0.03	0.28	0.0074	\$4,819.78	\$35.90	\$50.82	Phenny Stephany
438 362 08 01	CND	1	0.03	1.00	0.0300	\$497.56	\$14.93	0.03	0.28	0.0074	\$4,819.78	\$35.90	\$50.82	Walters Erik G
438 362 08 02	CND	1	0.03	1.00	0.0300	\$497.56	\$14.93	0.03	0.28	0.0074	\$4,819.78	\$35.90	\$50.82	Cross Family Trust 03-10-10
438 362 08 03	CND	1	0.03	1.00	0.0300	\$497.56	\$14.93	0.03	0.28	0.0074	\$4,819.78	\$35.90	\$50.82	Williams Adam S&Michelle
438 362 08 04	CND	1	0.03	1.00	0.0300	\$497.56	\$14.93	0.03	0.28	0.0074	\$4,819.78	\$35.90	\$50.82	Nguyen Ngoc-Lan T
438 362 08 05	CND	1	0.03	1.00	0.0300	\$497.56	\$14.93	0.03	0.28	0.0074	\$4,819.78	\$35.90	\$50.82	Richie William E&Diana E Trs
438 362 08 06	CND	1	0.03	1.00	0.0300	\$497.56	\$14.93	0.03	0.28	0.0074	\$4,819.78	\$35.90	\$50.82	Thomas Adam J
438 362 08 07	CND	1	0.03	1.00	0.0300	\$497.56	\$14.93	0.03	0.28	0.0074	\$4,819.78	\$35.90	\$50.82	Yu Family Trust 03-04-02
438 362 08 08	CND	1	0.03	1.00	0.0300	\$497.56	\$14.93	0.03	0.28	0.0074	\$4,819.78	\$35.90	\$50.82	Chmaytelli Family Trust 06-20-11
438 362 08 09	CND	1	0.03	1.00	0.0300	\$497.56	\$14.93	0.03	0.28	0.0074	\$4,819.78	\$35.90	\$50.82	Wolfe Melanie A
438 362 08 10	CND	1	0.03	1.00	0.0300	\$497.56	\$14.93	0.03	0.28	0.0074	\$4,819.78	\$35.90	\$50.82	Ayala Daniel J Sr&Elizabeth L
438 362 08 11	CND	1	0.03	1.00	0.0300	\$497.56	\$14.93	0.03	0.28	0.0074	\$4,819.78	\$35.90	\$50.82	Jeffreys Family Trust 03-11-91
438 362 08 12	CND	1	0.03	1.00	0.0300	\$497.56	\$14.93	0.03	0.28	0.0074	\$4,819.78	\$35.90	\$50.82	Long Allison R

EXHIBIT C - Assessment Roll (Fiscal Year 2016)
First San Diego River Improvement Project Maintenance Assessment District

Parcel Number	Land Use ⁽¹⁾	Zone Number	Community Aesthetics Enhancement					Flood Control/Safety					FY 2016 ⁽³⁾ Assessment	Owner Name
			Net Area (Acres)	Zone Factor	EBA ⁽²⁾	Unit Cost	Assessment	Benefit Area (Acres)	Composite Benefit Factor	EBA ⁽²⁾	Unit Cost	Assessment		
438 362 08 13	CND	1	0.03	1.00	0.0300	\$497.56	\$14.93	0.03	0.28	0.0074	\$4,819.78	\$35.90	\$50.82	Bain Jon L
438 362 08 14	CND	1	0.03	1.00	0.0300	\$497.56	\$14.93	0.03	0.28	0.0074	\$4,819.78	\$35.90	\$50.82	Shapiro Andrey
438 362 08 15	CND	1	0.03	1.00	0.0300	\$497.56	\$14.93	0.03	0.28	0.0074	\$4,819.78	\$35.90	\$50.82	Pieper Joseph
438 362 08 16	CND	1	0.03	1.00	0.0300	\$497.56	\$14.93	0.03	0.28	0.0074	\$4,819.78	\$35.90	\$50.82	Ayestaran Trust 05-31-05
438 362 08 17	CND	1	0.03	1.00	0.0300	\$497.56	\$14.93	0.03	0.28	0.0074	\$4,819.78	\$35.90	\$50.82	Wang Jiadong
438 362 08 18	CND	1	0.03	1.00	0.0300	\$497.56	\$14.93	0.03	0.28	0.0074	\$4,819.78	\$35.90	\$50.82	King Gregory W
438 362 08 19	CND	1	0.03	1.00	0.0300	\$497.56	\$14.93	0.03	0.28	0.0074	\$4,819.78	\$35.90	\$50.82	Seeley Kyle W
438 362 08 20	CND	1	0.03	1.00	0.0300	\$497.56	\$14.93	0.03	0.28	0.0074	\$4,819.78	\$35.90	\$50.82	Marsh Crystal
438 362 08 21	CND	1	0.03	1.00	0.0300	\$497.56	\$14.93	0.03	0.28	0.0074	\$4,819.78	\$35.90	\$50.82	Mcduffy Family Trust 01-28-08
438 362 08 22	CND	1	0.03	1.00	0.0300	\$497.56	\$14.93	0.03	0.28	0.0074	\$4,819.78	\$35.90	\$50.82	S D L L C
438 362 08 23	CND	1	0.03	1.00	0.0300	\$497.56	\$14.93	0.03	0.28	0.0074	\$4,819.78	\$35.90	\$50.82	Shorees Crystal
438 362 08 24	CND	1	0.03	1.00	0.0300	\$497.56	\$14.93	0.03	0.28	0.0074	\$4,819.78	\$35.90	\$50.82	Yu Family Trust 03-04-02
438 362 08 25	CND	1	0.03	1.00	0.0300	\$497.56	\$14.93	0.03	0.28	0.0074	\$4,819.78	\$35.90	\$50.82	Zbanovs Aleksands
438 362 08 26	CND	1	0.03	1.00	0.0300	\$497.56	\$14.93	0.03	0.28	0.0074	\$4,819.78	\$35.90	\$50.82	Nguyen Kevin Truong
438 362 08 27	CND	1	0.03	1.00	0.0300	\$497.56	\$14.93	0.03	0.28	0.0074	\$4,819.78	\$35.90	\$50.82	Kimnich W&S Family Trust
438 362 08 28	CND	1	0.03	1.00	0.0300	\$497.56	\$14.93	0.03	0.28	0.0074	\$4,819.78	\$35.90	\$50.82	Vedar Elvin A&Michelle G Revocable Trust
438 362 08 29	CND	1	0.03	1.00	0.0300	\$497.56	\$14.93	0.03	0.28	0.0074	\$4,819.78	\$35.90	\$50.82	Delossantos Debbie S
438 362 08 30	CND	1	0.03	1.00	0.0300	\$497.56	\$14.93	0.03	0.28	0.0074	\$4,819.78	\$35.90	\$50.82	Yu Family Trust 04-19-90
438 362 08 31	CND	1	0.03	1.00	0.0300	\$497.56	\$14.93	0.03	0.28	0.0074	\$4,819.78	\$35.90	\$50.82	Sanchez Jacob D
438 362 08 32	CND	1	0.03	1.00	0.0300	\$497.56	\$14.93	0.03	0.28	0.0074	\$4,819.78	\$35.90	\$50.82	Torres Nelson S
438 362 08 33	CND	1	0.03	1.00	0.0300	\$497.56	\$14.93	0.03	0.28	0.0074	\$4,819.78	\$35.90	\$50.82	Duda Marek
438 362 08 34	CND	1	0.03	1.00	0.0300	\$497.56	\$14.93	0.03	0.28	0.0074	\$4,819.78	\$35.90	\$50.82	Johnson Nancy L
438 362 08 35	CND	1	0.03	1.00	0.0300	\$497.56	\$14.93	0.03	0.28	0.0074	\$4,819.78	\$35.90	\$50.82	Crawford Curtis A
438 362 08 36	CND	1	0.03	1.00	0.0300	\$497.56	\$14.93	0.03	0.28	0.0074	\$4,819.78	\$35.90	\$50.82	Dibernardo Patrick
438 362 08 37	CND	1	0.03	1.00	0.0300	\$497.56	\$14.93	0.03	0.28	0.0074	\$4,819.78	\$35.90	\$50.82	Clough Alton H Jr&Maija L Revocable Trust 04-24-08
438 362 08 38	CND	1	0.03	1.00	0.0300	\$497.56	\$14.93	0.03	0.28	0.0074	\$4,819.78	\$35.90	\$50.82	Roesch Alysse L
438 362 08 39	CND	1	0.03	1.00	0.0300	\$497.56	\$14.93	0.03	0.28	0.0074	\$4,819.78	\$35.90	\$50.82	Robles Jose L&Yvonne P
438 362 11 00	UND	1	11.21	1.00	0.0000	\$497.56	\$0.00	0.00	0.00	0.0000	\$4,819.78	\$0.00	\$0.00	Conrock Co
438 362 12 00	STR	1	1.41	1.00	0.0000	\$497.56	\$0.00	0.00	0.00	0.0000	\$4,819.78	\$0.00	\$0.00	San Diego Metropolitan Transit Development Board
438 362 13 00	COM	1	7.69	1.00	7.6900	\$497.56	\$3,826.24	5.36	0.10	0.5479	\$4,819.78	\$2,640.89	\$6,467.12	Promenade Acquisition L L C
438 362 14 00	COM	1	7.19	1.00	7.1900	\$497.56	\$3,577.46	1.34	0.10	0.1370	\$4,819.78	\$660.22	\$4,237.68	Promenade Acquisition Llc
438 370 01 00	COM	1	1.09	1.00	1.0900	\$497.56	\$542.34	1.05	0.16	0.1731	\$4,819.78	\$834.38	\$1,376.72	Mission Valley Square L P
438 370 02 00	COM	1	1.44	1.00	1.4400	\$497.56	\$716.49	1.11	0.32	0.3559	\$4,819.78	\$1,715.58	\$2,432.06	S W H Corp <Lf> Delgado Investments L P
438 371 01 01	CND	1	0.05	1.00	0.0452	\$497.56	\$22.50	0.04	0.26	0.0114	\$4,819.78	\$55.08	\$77.58	Harsono Ardi
438 371 01 02	CND	1	0.05	1.00	0.0452	\$497.56	\$22.50	0.04	0.26	0.0114	\$4,819.78	\$55.08	\$77.58	Mehalik Shannon J
438 371 01 03	CND	1	0.05	1.00	0.0452	\$497.56	\$22.50	0.04	0.26	0.0114	\$4,819.78	\$55.08	\$77.58	Bradford Laura S
438 371 01 04	CND	1	0.05	1.00	0.0452	\$497.56	\$22.50	0.04	0.26	0.0114	\$4,819.78	\$55.08	\$77.58	Macias Maricela
438 371 01 05	CND	1	0.05	1.00	0.0452	\$497.56	\$22.50	0.04	0.26	0.0114	\$4,819.78	\$55.08	\$77.58	Klingler William R&Nancy P
438 371 01 06	CND	1	0.05	1.00	0.0452	\$497.56	\$22.50	0.04	0.26	0.0114	\$4,819.78	\$55.08	\$77.58	Nemcek Adrian R Trust 03-27-02
438 371 02 07	CND	1	0.05	1.00	0.0452	\$497.56	\$22.50	0.04	0.26	0.0114	\$4,819.78	\$55.08	\$77.58	Rodriguez Salvador&Maria E
438 371 02 08	CND	1	0.05	1.00	0.0452	\$497.56	\$22.50	0.04	0.26	0.0114	\$4,819.78	\$55.08	\$77.58	Tovar Marte A C&Charles Virginia L L I
438 371 02 09	CND	1	0.05	1.00	0.0452	\$497.56	\$22.50	0.04	0.26	0.0114	\$4,819.78	\$55.08	\$77.58	Sadri Family Trust 09-04-13
438 371 02 10	CND	1	0.05	1.00	0.0452	\$497.56	\$22.50	0.04	0.26	0.0114	\$4,819.78	\$55.08	\$77.58	E D V I C Family Trust 02-04-81
438 371 02 11	CND	1	0.05	1.00	0.0452	\$497.56	\$22.50	0.04	0.26	0.0114	\$4,819.78	\$55.08	\$77.58	Boland Judith A Trust 09-24-10
438 371 02 12	CND	1	0.05	1.00	0.0452	\$497.56	\$22.50	0.04	0.26	0.0114	\$4,819.78	\$55.08	\$77.58	Wilson Carmel
438 371 03 13	CND	1	0.05	1.00	0.0452	\$497.56	\$22.50	0.04	0.26	0.0114	\$4,819.78	\$55.08	\$77.58	Zima Gregory N

EXHIBIT C - Assessment Roll (Fiscal Year 2016)
First San Diego River Improvement Project Maintenance Assessment District

Parcel Number	Land Use ⁽¹⁾	Zone Number	Community Aesthetics Enhancement					Flood Control/Safety					FY 2016 ⁽³⁾ Assessment	Owner Name
			Net Area (Acres)	Zone Factor	EBA ⁽²⁾	Unit Cost	Assessment	Benefit Area (Acres)	Composite Benefit Factor	EBA ⁽²⁾	Unit Cost	Assessment		
438 371 03 14	CND	1	0.05	1.00	0.0452	\$497.56	\$22.50	0.04	0.26	0.0114	\$4,819.78	\$55.08	\$77.58	Wampach Andrew
438 371 03 15	CND	1	0.05	1.00	0.0452	\$497.56	\$22.50	0.04	0.26	0.0114	\$4,819.78	\$55.08	\$77.58	Gong Henry&Valerie
438 371 03 16	CND	1	0.05	1.00	0.0452	\$497.56	\$22.50	0.04	0.26	0.0114	\$4,819.78	\$55.08	\$77.58	Cheng Michael C&Tangkitwanit Nattaya
438 371 03 17	CND	1	0.05	1.00	0.0452	\$497.56	\$22.50	0.04	0.26	0.0114	\$4,819.78	\$55.08	\$77.58	Dornbusch Kurt&Mary Family 2014 Trust 08-18-14
438 371 03 18	CND	1	0.05	1.00	0.0452	\$497.56	\$22.50	0.04	0.26	0.0114	\$4,819.78	\$55.08	\$77.58	Vasquez Enrique W&Trinh Nancy Hinh Qui
438 371 04 19	CND	1	0.05	1.00	0.0452	\$497.56	\$22.50	0.04	0.26	0.0114	\$4,819.78	\$55.08	\$77.58	Moore Family Trust 03-18-04
438 371 04 20	CND	1	0.05	1.00	0.0452	\$497.56	\$22.50	0.04	0.26	0.0114	\$4,819.78	\$55.08	\$77.58	Wilson Herman J
438 371 04 21	CND	1	0.05	1.00	0.0452	\$497.56	\$22.50	0.04	0.26	0.0114	\$4,819.78	\$55.08	\$77.58	Barrios Family Trust 12-17-01
438 371 04 22	CND	1	0.05	1.00	0.0452	\$497.56	\$22.50	0.04	0.26	0.0114	\$4,819.78	\$55.08	\$77.58	Monteverdi George E
438 371 04 23	CND	1	0.05	1.00	0.0452	\$497.56	\$22.50	0.04	0.26	0.0114	\$4,819.78	\$55.08	\$77.58	Aguilar Evelyn M
438 371 04 24	CND	1	0.05	1.00	0.0452	\$497.56	\$22.50	0.04	0.26	0.0114	\$4,819.78	\$55.08	\$77.58	Health-Mor Pacifica L L C
438 371 04 25	CND	1	0.05	1.00	0.0452	\$497.56	\$22.50	0.04	0.26	0.0114	\$4,819.78	\$55.08	\$77.58	B&D Business Management Llc
438 371 05 26	CND	1	0.05	1.00	0.0452	\$497.56	\$22.50	0.04	0.26	0.0114	\$4,819.78	\$55.08	\$77.58	Lin Hung-Pin
438 371 05 27	CND	1	0.05	1.00	0.0452	\$497.56	\$22.50	0.04	0.26	0.0114	\$4,819.78	\$55.08	\$77.58	Reid Stephen P&Dora O
438 371 05 28	CND	1	0.05	1.00	0.0452	\$497.56	\$22.50	0.04	0.26	0.0114	\$4,819.78	\$55.08	\$77.58	Delarosa Luis&Aneta Family Trust 11-20-14
438 371 05 29	CND	1	0.05	1.00	0.0452	\$497.56	\$22.50	0.04	0.26	0.0114	\$4,819.78	\$55.08	\$77.58	Lombardi Eduardo L Revocable Trust 08-13-09
438 371 05 30	CND	1	0.05	1.00	0.0452	\$497.56	\$22.50	0.04	0.26	0.0114	\$4,819.78	\$55.08	\$77.58	Palacios Don S
438 371 05 31	CND	1	0.05	1.00	0.0452	\$497.56	\$22.50	0.04	0.26	0.0114	\$4,819.78	\$55.08	\$77.58	Moxley June M
438 371 06 32	CND	1	0.05	1.00	0.0452	\$497.56	\$22.50	0.04	0.26	0.0114	\$4,819.78	\$55.08	\$77.58	Moabi Karim F
438 371 06 33	CND	1	0.05	1.00	0.0452	\$497.56	\$22.50	0.04	0.26	0.0114	\$4,819.78	\$55.08	\$77.58	Rabkin Boris&Galena
438 371 06 34	CND	1	0.05	1.00	0.0452	\$497.56	\$22.50	0.04	0.26	0.0114	\$4,819.78	\$55.08	\$77.58	Orvananos Fernando Jr
438 371 06 35	CND	1	0.05	1.00	0.0452	\$497.56	\$22.50	0.04	0.26	0.0114	\$4,819.78	\$55.08	\$77.58	Dulgeroff Alan
438 371 06 36	CND	1	0.05	1.00	0.0452	\$497.56	\$22.50	0.04	0.26	0.0114	\$4,819.78	\$55.08	\$77.58	Vicente Oriol&Sendoda Sylvia C
438 371 07 37	CND	1	0.05	1.00	0.0452	\$497.56	\$22.50	0.04	0.26	0.0114	\$4,819.78	\$55.08	\$77.58	Goetsch Gerald
438 371 07 38	CND	1	0.05	1.00	0.0452	\$497.56	\$22.50	0.04	0.26	0.0114	\$4,819.78	\$55.08	\$77.58	Evans Brian P
438 371 07 39	CND	1	0.05	1.00	0.0452	\$497.56	\$22.50	0.04	0.26	0.0114	\$4,819.78	\$55.08	\$77.58	Sheppard Family 1995 Trust
438 371 07 40	CND	1	0.05	1.00	0.0452	\$497.56	\$22.50	0.04	0.26	0.0114	\$4,819.78	\$55.08	\$77.58	Ismaj Israel&Jacqueline Revocable Trust 04-11-00
438 371 08 41	CND	1	0.05	1.00	0.0452	\$497.56	\$22.50	0.04	0.26	0.0114	\$4,819.78	\$55.08	\$77.58	Jahangiri Ehsan&Fernandes Toni C
438 371 08 42	CND	1	0.05	1.00	0.0452	\$497.56	\$22.50	0.04	0.26	0.0114	\$4,819.78	\$55.08	\$77.58	Lin Yu-Liang&Liang I-Fang
438 371 08 43	CND	1	0.05	1.00	0.0452	\$497.56	\$22.50	0.04	0.26	0.0114	\$4,819.78	\$55.08	\$77.58	Ortega Richard H&Magda R
438 371 08 44	CND	1	0.05	1.00	0.0452	\$497.56	\$22.50	0.04	0.26	0.0114	\$4,819.78	\$55.08	\$77.58	Valley Dennis P&Raquel S
438 371 08 45	CND	1	0.05	1.00	0.0452	\$497.56	\$22.50	0.04	0.26	0.0114	\$4,819.78	\$55.08	\$77.58	Mafara Cynthia A
438 371 09 46	CND	1	0.05	1.00	0.0452	\$497.56	\$22.50	0.04	0.26	0.0114	\$4,819.78	\$55.08	\$77.58	Peykarian Kushan
438 371 09 47	CND	1	0.05	1.00	0.0452	\$497.56	\$22.50	0.04	0.26	0.0114	\$4,819.78	\$55.08	\$77.58	Zongker Patricia A Revocable Trust
438 371 09 48	CND	1	0.05	1.00	0.0452	\$497.56	\$22.50	0.04	0.26	0.0114	\$4,819.78	\$55.08	\$77.58	Louk Louis Jr Trust 02-22-12
438 371 09 49	CND	1	0.05	1.00	0.0452	\$497.56	\$22.50	0.04	0.26	0.0114	\$4,819.78	\$55.08	\$77.58	Shober Sandie T Family Trust 06-28-00
438 371 10 50	CND	1	0.05	1.00	0.0452	\$497.56	\$22.50	0.04	0.26	0.0114	\$4,819.78	\$55.08	\$77.58	Huzn Rob T
438 371 10 51	CND	1	0.05	1.00	0.0452	\$497.56	\$22.50	0.04	0.26	0.0114	\$4,819.78	\$55.08	\$77.58	Lee Gregory L&Faylee S 2001 Trust 02-28-01
438 371 10 52	CND	1	0.05	1.00	0.0452	\$497.56	\$22.50	0.04	0.26	0.0114	\$4,819.78	\$55.08	\$77.58	Espinosa Raul R
438 371 10 53	CND	1	0.05	1.00	0.0452	\$497.56	\$22.50	0.04	0.26	0.0114	\$4,819.78	\$55.08	\$77.58	Rodriguez Patricio
438 371 10 54	CND	1	0.05	1.00	0.0452	\$497.56	\$22.50	0.04	0.26	0.0114	\$4,819.78	\$55.08	\$77.58	Groezinger Steven&Kelly Family Trust 04-19-13
438 371 10 55	CND	1	0.05	1.00	0.0452	\$497.56	\$22.50	0.04	0.26	0.0114	\$4,819.78	\$55.08	\$77.58	Li Joshua S
438 371 10 56	CND	1	0.05	1.00	0.0452	\$497.56	\$22.50	0.04	0.26	0.0114	\$4,819.78	\$55.08	\$77.58	Silva Basilio A Jr&Elsa
438 371 10 57	CND	1	0.05	1.00	0.0452	\$497.56	\$22.50	0.04	0.26	0.0114	\$4,819.78	\$55.08	\$77.58	Lindstrom Tomas Living Trust 04-03-07
438 371 11 58	CND	1	0.05	1.00	0.0452	\$497.56	\$22.50	0.04	0.26	0.0114	\$4,819.78	\$55.08	\$77.58	Jessup Yvonne K Living Trust 04-23-14
438 371 11 59	CND	1	0.05	1.00	0.0452	\$497.56	\$22.50	0.04	0.26	0.0114	\$4,819.78	\$55.08	\$77.58	Liu Brian Ho-Bing&Joy Ron

EXHIBIT C - Assessment Roll (Fiscal Year 2016)
First San Diego River Improvement Project Maintenance Assessment District

Parcel Number	Land Use ⁽¹⁾	Zone Number	Community Aesthetics Enhancement					Flood Control/Safety					FY 2016 ⁽³⁾ Assessment	Owner Name
			Net Area (Acres)	Zone Factor	EBA ⁽²⁾	Unit Cost	Assessment	Benefit Area (Acres)	Composite Benefit Factor	EBA ⁽²⁾	Unit Cost	Assessment		
438 371 11 60	CND	1	0.05	1.00	0.0452	\$497.56	\$22.50	0.04	0.26	0.0114	\$4,819.78	\$55.08	\$77.58	Henderson Teri C
438 371 11 61	CND	1	0.05	1.00	0.0452	\$497.56	\$22.50	0.04	0.26	0.0114	\$4,819.78	\$55.08	\$77.58	Gonzalez Alfonso O
438 371 12 62	CND	1	0.05	1.00	0.0452	\$497.56	\$22.50	0.04	0.26	0.0114	\$4,819.78	\$55.08	\$77.58	Abbott Peter W&Florence A
438 371 12 63	CND	1	0.05	1.00	0.0452	\$497.56	\$22.50	0.04	0.26	0.0114	\$4,819.78	\$55.08	\$77.58	Kourajian Peter D&Karia M Revocable Trust 11-19-03
438 371 12 64	CND	1	0.05	1.00	0.0452	\$497.56	\$22.50	0.04	0.26	0.0114	\$4,819.78	\$55.08	\$77.58	Lin Lingchin
438 371 12 65	CND	1	0.05	1.00	0.0452	\$497.56	\$22.50	0.04	0.26	0.0114	\$4,819.78	\$55.08	\$77.58	Ruggels Craig M&Karen L
438 371 12 66	CND	1	0.05	1.00	0.0452	\$497.56	\$22.50	0.04	0.26	0.0114	\$4,819.78	\$55.08	\$77.58	West Gary B
438 371 13 67	CND	1	0.05	1.00	0.0452	\$497.56	\$22.50	0.04	0.26	0.0114	\$4,819.78	\$55.08	\$77.58	Malvey George E
438 371 13 68	CND	1	0.05	1.00	0.0452	\$497.56	\$22.50	0.04	0.26	0.0114	\$4,819.78	\$55.08	\$77.58	Bernal Virginia G
438 371 13 69	CND	1	0.05	1.00	0.0452	\$497.56	\$22.50	0.04	0.26	0.0114	\$4,819.78	\$55.08	\$77.58	Yong Ivvy M
438 371 13 70	CND	1	0.05	1.00	0.0452	\$497.56	\$22.50	0.04	0.26	0.0114	\$4,819.78	\$55.08	\$77.58	Schwartz Terry
438 371 13 71	CND	1	0.05	1.00	0.0452	\$497.56	\$22.50	0.04	0.26	0.0114	\$4,819.78	\$55.08	\$77.58	Graul Rebecca Trust
438 371 13 72	CND	1	0.05	1.00	0.0452	\$497.56	\$22.50	0.04	0.26	0.0114	\$4,819.78	\$55.08	\$77.58	Kearney Thomas L
438 371 14 73	CND	1	0.05	1.00	0.0452	\$497.56	\$22.50	0.04	0.26	0.0114	\$4,819.78	\$55.08	\$77.58	Costellic Sheri D
438 371 14 74	CND	1	0.05	1.00	0.0452	\$497.56	\$22.50	0.04	0.26	0.0114	\$4,819.78	\$55.08	\$77.58	Sorce Living Trust 07-16-01
438 371 14 75	CND	1	0.05	1.00	0.0452	\$497.56	\$22.50	0.04	0.26	0.0114	\$4,819.78	\$55.08	\$77.58	Bubel Walter L&Shirley A
438 371 14 76	CND	1	0.05	1.00	0.0452	\$497.56	\$22.50	0.04	0.26	0.0114	\$4,819.78	\$55.08	\$77.58	Alkabbani Mohammad&Smadi Hanan A
438 371 14 77	CND	1	0.05	1.00	0.0452	\$497.56	\$22.50	0.04	0.26	0.0114	\$4,819.78	\$55.08	\$77.58	Lavin Family Trust 10-21-94
438 371 15 78	CND	1	0.05	1.00	0.0452	\$497.56	\$22.50	0.04	0.26	0.0114	\$4,819.78	\$55.08	\$77.58	B&D Business Management Llc
438 371 15 79	CND	1	0.05	1.00	0.0452	\$497.56	\$22.50	0.04	0.26	0.0114	\$4,819.78	\$55.08	\$77.58	Laux George R
438 371 15 80	CND	1	0.05	1.00	0.0452	\$497.56	\$22.50	0.04	0.26	0.0114	\$4,819.78	\$55.08	\$77.58	Werner Thomas A
438 371 15 81	CND	1	0.05	1.00	0.0452	\$497.56	\$22.50	0.04	0.26	0.0114	\$4,819.78	\$55.08	\$77.58	Mistry Mahendra U&Padmaben Living Trust 02-07-98
438 371 15 82	CND	1	0.05	1.00	0.0452	\$497.56	\$22.50	0.04	0.26	0.0114	\$4,819.78	\$55.08	\$77.58	Merritt Robert G&Kenna J
438 371 16 95	CND	1	0.05	1.00	0.0452	\$497.56	\$22.50	0.04	0.26	0.0114	\$4,819.78	\$55.08	\$77.58	Runkle Laura C
438 371 16 96	CND	1	0.05	1.00	0.0452	\$497.56	\$22.50	0.04	0.26	0.0114	\$4,819.78	\$55.08	\$77.58	Beasley Brian V&Caroline
438 371 16 97	CND	1	0.05	1.00	0.0452	\$497.56	\$22.50	0.04	0.26	0.0114	\$4,819.78	\$55.08	\$77.58	Daquila Maria L
438 371 16 98	CND	1	0.05	1.00	0.0452	\$497.56	\$22.50	0.04	0.26	0.0114	\$4,819.78	\$55.08	\$77.58	Palenschat Matthew D
438 371 17 89	CND	1	0.05	1.00	0.0452	\$497.56	\$22.50	0.04	0.26	0.0114	\$4,819.78	\$55.08	\$77.58	Pitchford Gary E&Katalin E Trs
438 371 17 90	CND	1	0.05	1.00	0.0452	\$497.56	\$22.50	0.04	0.26	0.0114	\$4,819.78	\$55.08	\$77.58	Royale Energy Inc
438 371 17 91	CND	1	0.05	1.00	0.0452	\$497.56	\$22.50	0.04	0.26	0.0114	\$4,819.78	\$55.08	\$77.58	Starfish Homes L L C
438 371 17 92	CND	1	0.05	1.00	0.0452	\$497.56	\$22.50	0.04	0.26	0.0114	\$4,819.78	\$55.08	\$77.58	Ortega Marcos Iii
438 371 17 93	CND	1	0.05	1.00	0.0452	\$497.56	\$22.50	0.04	0.26	0.0114	\$4,819.78	\$55.08	\$77.58	Bruce J Scott
438 371 17 94	CND	1	0.05	1.00	0.0452	\$497.56	\$22.50	0.04	0.26	0.0114	\$4,819.78	\$55.08	\$77.58	Starer Joanne
438 371 18 83	CND	1	0.05	1.00	0.0452	\$497.56	\$22.50	0.04	0.26	0.0114	\$4,819.78	\$55.08	\$77.58	Kanjanapone Family Trust 08-17-01
438 371 18 84	CND	1	0.05	1.00	0.0452	\$497.56	\$22.50	0.04	0.26	0.0114	\$4,819.78	\$55.08	\$77.58	Hugins Family Trust 08-17-98
438 371 18 85	CND	1	0.05	1.00	0.0452	\$497.56	\$22.50	0.04	0.26	0.0114	\$4,819.78	\$55.08	\$77.58	Zamora Florentino Jr
438 371 18 86	CND	1	0.05	1.00	0.0452	\$497.56	\$22.50	0.04	0.26	0.0114	\$4,819.78	\$55.08	\$77.58	Pesqueira Ralph R&Eva S
438 371 18 87	CND	1	0.05	1.00	0.0452	\$497.56	\$22.50	0.04	0.26	0.0114	\$4,819.78	\$55.08	\$77.58	Ashley William C
438 371 18 88	CND	1	0.05	1.00	0.0452	\$497.56	\$22.50	0.04	0.26	0.0114	\$4,819.78	\$55.08	\$77.58	Smith James H Iii&Jane A Inter Vivos Trust 06-07-88
TOTAL	-	-	323.66	-	184.98	-	\$92,031	137.68	-	19.12	-	\$92,163	\$184,194	

⁽¹⁾ Refer to Assessment Engineer's Report for description of codes and applicable factors.
⁽²⁾ Equivalent Benefit Area (EBA).
⁽³⁾ FY 2016 is the City's Fiscal Year 2016 which begins July 1, 2015 and ends June 30, 2016.