



Consolidated Plan Advisory Board

Meeting Notice and Agenda

WEDNESDAY, September 13, 2023

10:00 a.m. – 11:30 a.m.

Location: 1200 Third Avenue, 14th floor, Large Conference Room
San Diego, CA 92101

HYBRID MEETING

Please click the link below to join the webinar:

<https://sandiego.zoomgov.com/j/1603755182>

To call into the meeting, dial +1 669 254 5252

Webinar ID: 160 375 5182

Chair: Peter Dennehy | **Vice Chair:** Abena Bradford

Board Members: Yegin Chen, Lauren Garces, Smith Sirisakorn, Rich Thesing, Victoria Barba

Staff Liasion: Nadine Hassoun

Public Comment

Public Comment on an Agenda Item: If you wish to address the Board on an item for today's agenda, please complete and submit a speaker form before the Board hears the agenda item. You will be called at the time the item is heard.

Public Comment on Matters Not on the Agenda: You may address the Board on any matter not listed on today's agenda. Please complete and submit a speaker form. However, California's open meeting laws do not permit the Board to discuss or take any action on the matter at today's meeting. At its discretion, the Board may add the item to a future meeting agenda or refer the matter to staff or committee. Individuals' comments are limited to three minutes per speaker. At the discretion of the Chair, if a large number of people wish to speak on the same item, comments may be limited to a set period of time per item.

Item 1: Call to Order

- Item 2: Board Member Announcements
- Item 3: Staff Announcements
- Item 4: Non-Agenda Public Comments
- Item 5: Action: Selection of CPAB Chair and Vice Chair
- Item 6: Action: Creation of Scoring Criteria Ad-Hoc Committees
- Item 7: Discussion: Draft FY 2023 Consolidated Annual Performance and Evaluation Report (CAPER)

Tentative Future Meeting Dates/Times

Subject to change.

CPAB meetings are usually scheduled the second Wednesday of the month.

Check CDBG website at <http://www.sandiego.gov/cdbg> for latest information, locations, and special meetings.

Please note, all CPAB meetings will be held in-person, unless otherwise noticed.

Calendar Year 2023 meetings listed below:

- Wednesday, October 11, 2023 at 10 a.m.
- Wednesday, November 8, 2023 at 10 a.m.
- Wednesday, December 13, 2023 at 10 a.m. *(possible adjournment)*

Economic Development Fiscal Year 2023 Draft Consolidated Annual Performance and Evaluation Report (CAPER)

Consolidated Plan Advisory Board
September 13, 2023



1

FY 2023 CAPER | Introduction



Annual Action Plan

City Fiscal Year 2023, HUD Program Year 2022
For CDBG, HOME, and ESG Programs

July 2022

Prepared by:
The City of San Diego
Economic Development Department
Community Development Division
1200 Third Ave., Suite 1400 MS56D
San Diego, CA 92101-4157



Draft Consolidated Annual Performance and Evaluation Report (CAPER)

City Fiscal Year 2023, HUD Program Year 2022
For CDBG, HOME and ESG Programs

September 2023

Prepared by:
The City of San Diego
Economic Development Department
Community Development Division
1200 Third Ave., Suite 1400 MS56D
San Diego, CA 92101-4157

<https://www.sandiego.gov/cdbg/general/plansreports>

2



Consolidated Plan Goals



1. Affordable Housing
2. Assist with Stable Housing (Homelessness)
3. Small Businesses/Local Entrepreneurs
4. Employment and Workforce Development
5. Public Facilities and Critical Infrastructure
6. Community Services to Promote Equity and Serve Vulnerable Populations
7. Nonprofit Facility Improvements for New or Increased Access



3



FY 2023 Partnerships

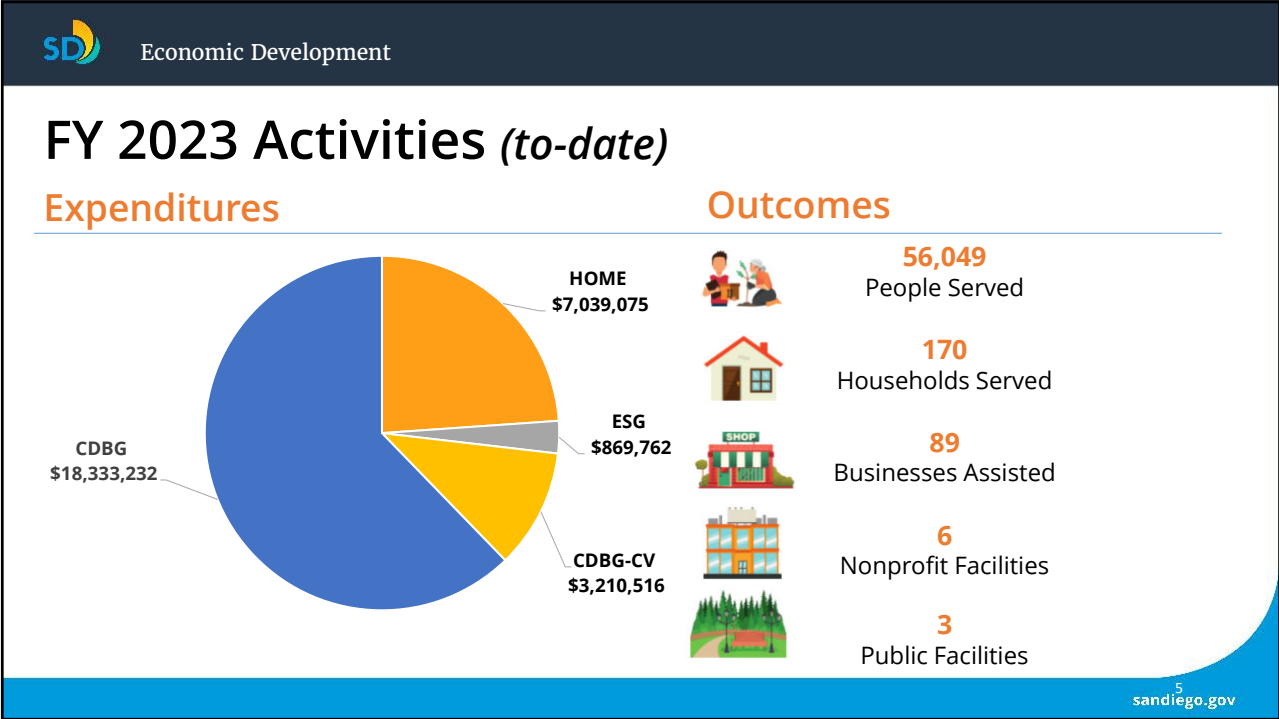
San Diego Housing Commission



County of San Diego



4



5

Economic Development

Goal 1: Affordable Housing

Increase and preserve affordable rental and homeowner housing to improve access to housing opportunities that reflect community needs, included, but not limited to, opportunities in close proximity to transit, employment, and community services.


The Orchard at Hilltop
Developed by: Affirmed Housing

6 sandiego.gov


6

SD Economic Development

Goal 1: Affordable Housing



St. Teresa of Calcutta Villa
Developed by: Father Joe's Village



Trinity Place
Developed by: Wakeland Housing & Development Corporation

sandiego.gov

7

SD Economic Development

Goal 1: Affordable Housing

5-Year Consolidated Plan Goal	FY 2023 DRAFT Outcomes	Progress To-Date (Years 1 - 4)
Rental Units Constructed: 700 households	80 households	247 households - 35%
Rental Units Rehabilitated: 140 households	0 households	617 households - 440%
Single Family Housing Rehab: 200 households	0 households	78 households - 39%
Financial Assistance: 155 households	13 households	109 households - 70%

sandiego.gov

8


SD Economic Development

Goal 2: Assist with Stable Housing (Homelessness)

Assist individuals and families to gain stable housing after experiencing homelessness or a housing crisis by providing appropriate housing and service solutions grounded in best practices.



Interim Shelter and Housing Navigation



sandiego.gov

9

SD Economic Development

Goal 2: Assist with Stable Housing (Homelessness)

5-Year Consolidated Plan Goal	FY 2023 DRAFT Outcomes	Progress To-Date* (Years 1 - 4)
Rapid Rehousing: 1,000 households	77 households	313 households - 31%
Overnight Shelter: 8,000 individuals	6,038 individuals	10,282 individuals - 128%
Support Services: 10,000 individuals	6,441 individuals	23,390 individuals - 233%

sandiego.gov

10



Goal 3: Small Business and Local Entrepreneurs

Enhance the City's economic stability by investing in inclusive economic growth initiatives that develop and strengthen small businesses and support local entrepreneurs.



Karen Organization of San Diego
Refugee Microenterprise Program



Goal 3: Small Business and Local Entrepreneurs



Access
Microenterprise Program



Somali Bantu Association
WE DREAM



Goal 3: Small Business and Local Entrepreneurs

5-Year Consolidated Plan Goal	FY 2023 DRAFT Outcomes	Progress To-Date (Years 1 and 4)
1,400 businesses	89 businesses	733 businesses - 52%
128 jobs	0 jobs*	53 jobs - 41%

** Projects reporting outcomes in the "jobs created/retained" category are pending closeout and jobs outcomes will be reported in the FY 2024 CAPER and beyond.*



Goal 4: Employment and Workforce Development

Foster individual and household resilience by investing in employment and workforce development programs and improving access to job opportunities.



Kitchens for Good
Project Launch




Goal 4: Employment and Workforce Development

5-Year Consolidated Plan Goal	FY 2023 DRAFT Outcomes	Progress To-Date (Years 1 - 4)
2,500 individuals	422 individuals	1,937 individuals - 77%



Goal 5: Public Facilities and Critical Infrastructure


Support the development of vibrant, equitable, and adaptable neighborhoods by investing in public facilities and critical infrastructure.




Linda Vista Skate Park
Parks & Recreation Department

SD Economic Development

Goal 5: Public Facilities and Critical Infrastructure



Woodman Street Improvements (Before)
Transportation and Stormwater



Woodman Street Improvements (After)
Transportation and Stormwater

17
sandiego.gov

17

SD Economic Development

Goal 5: Public Facilities and Critical Infrastructure

5-Year Consolidated Plan Goal	FY 2023 DRAFT Outcomes	Progress To-Date* (Years 1 - 4)
30 facilities	3 facility	10 facilities - 30%
500,000 individuals	7,545 individuals	38,585 individuals - 8%

** City facility and infrastructure projects can take 24 months or longer to complete. Some City facility and infrastructure projects supported with FY 2023 (or earlier) funds will be reported in the FY 2024 CAPER and beyond.*

sandiego.gov

18



Goal 6: Community Services

Invest in community services that promote equity and serve vulnerable populations including, but not limited to, refugees and recent immigrants, previously incarcerated individuals, veterans, youth, seniors, and food insecure households.



Travelers Aid Society of San Diego
Senior Solutions (CARES Act Program)



Goal 6: Community Services



Family Health Centers of San Diego
Safe Point San Diego



Reality Changers
Reality Changers (CARES Act Program)

Goal 6: Community Services

5-Year Consolidated Plan Goal	FY 2023 DRAFT Outcomes	Progress To-Date* (Years 1 - 4)
62,605 individuals	11,497 individuals	22,223 individuals - 35%

**Due to the ongoing impacts of COVID-19, some services were delayed and contract terms extended. Some FY 2023 and CARES Act-funded project outcomes will be reported in subsequent CAPERs.*

Goal 7: Nonprofit Facilities

Finance impactful nonprofit facility improvements to provide new or increased access to programs that serve vulnerable populations or implement sustainability measures.



Father Joe's Villages
Paul Mirabile Center Plumbing Renovation

SD Economic Development

Goal 7: Nonprofit Facilities



Serving Seniors
Senior Center Facility Improvements




Access Youth Academy
Access Youth Academy Southeastern Project

²³
sandiego.gov

23

SD Economic Development

Goal 7: Nonprofit Facilities

5-Year Consolidated Plan Goal	FY 2023 DRAFT Outcomes	Progress To-Date (Years 1 - 4)
20 facilities	6 facilities	22 facilities - 110%
42,000 individuals	23,832 individuals	45,169 individuals - 107%



sandiego.gov

24

SD Economic Development

Consolidated Plan Outcomes | Challenges

1. Additional CARES Act Funds - Project outcomes will be reported in the FY 2024 CAPER and beyond
2. Consider Homelessness Services and Community Services project outcomes in total
3. Draft FY 2023 CAPER will be updated prior to HUD submittal

sandiego.gov

25

SD Economic Development

Compliance and Administration

Monitoring and Performance Management	<ul style="list-style-type: none"> • 689 program desk audits • 604 fiscal desk audits • 45 remote monitoring reviews
Nonprofit Organization Capacity Building	<ul style="list-style-type: none"> • 30 onsite visits and 29 virtual meetings for construction projects to assist with pre-bid, pre-construction, worker interviews • 21 construction technical assistance meetings • 40 one-on-one technical assistance meetings during the annual NOFA process
Fair Housing	<ul style="list-style-type: none"> • Fair Housing Hotline: 1-844-449-3500 • 1,881 fair housing inquiries received • 152 unduplicated investigations • 54 virtual workshops/training sessions; 619 attendees

26 sandiego.gov

26



Next Steps

Public Comment Period

15-day public comment period
September 1 to September 16

CAPER Submission Deadline

September 28, 2023
Submitted to HUD for approval

Supplemental Materials Online

www.sandiego.gov/CDBG/plansreports



27

Economic Development Fiscal Year 2023 Draft Consolidated Annual Performance and Evaluation Report (CAPER)

Consolidated Plan Advisory Board
September 13, 2023



28

HUD PROGRAMS: FY 2023 BY THE NUMBERS

Nonprofit Facility Improvements

23,832 People Assisted
6 Facilities Improved



Homelessness

12,479 People Assisted



Workforce Development

422 People Assisted



Public & Community Services

11,497 People Assisted

**FY 2023
ACTIVITIES**
Serving low and
moderate income
neighborhoods

Affordable Housing

93 Households Assisted



Public Facilities & Infrastructure

7,545 People Assisted
3 Facilities Improved



Economic Development

89 Businesses Assisted
274 Persons Assisted

FY 2023 Total Expenditures



CDBG Expenditures: **\$18,333,232**

ESG Expenditures: **\$869,762**

HOME Expenditures: **\$7,039,075**



CDBG-CV Expenditures: **\$3,210,516**



Leveraged Funding: **\$285,656,499**

HUD PROGRAMS: FY 2023 BY THE NUMBERS



Public and Community Services

18 Projects Completed

11,497 People Assisted



CDBG Expenditures: \$1,028,735

CDBG-CV Expenditures: \$3,210,516

Leveraged Funding: \$9,054,855



Workforce Development

3 Projects Completed

422 People Assisted



CDBG Expenditures: : \$2,128,575



Nonprofit Facility Improvements

6 Projects Completed

23,832 People Assisted

6 Facilities Improved



CDBG Expenditures: \$852,035

Leveraged Funding: \$1,436,037



Economic Development

5 Projects Completed

89 Businesses Assisted


274 Persons Assisted



CDBG Expenditures: \$1,372,464

Leveraged Funding: \$2,152,273

HUD PROGRAMS: FY2023 BY THE NUMBERS



Public Facilities & Infrastructure

3 Projects Completed

3 Facilities Improved

7,545 People Assisted



CDBG Expenditures: **\$113,675**

Leveraged Funding: **\$338,024**



Affordable Housing

5 Projects Completed

13 Homeowners Financially Assisted

80 Rental Units Constructed



CDBG Expenditures: **\$10,353,754**

HOME Expenditures: **\$7,039,075**

Leveraged Funding: **\$271,817,204**



Homelessness

8 Projects Completed

6,441 People Assisted with Supportive Services

6,038 People Assisted with Overnight Shelter

77 People Assisted with Rapid Rehousing/
Rental Assistance



CDBG Expenditures: **\$2,483,995**

ESG Expenditures: **\$869,762**

Leveraged Funding: **\$858,106**