

APPENDIX I:

IDIS REPORTS

[This page is intentionally left blank.]



U.S. Department of Housing and Urban Development
 Office of Community Planning and Development
 Integrated Disbursement and Information System
 CDBG Activity Summary Report (GPR) for Program Year 2013
 SAN DIEGO

Date: 17-Sep-2014
 Time: 18:31
 Page: 1

PGM Year: 2008
Project: 0006 - MINOR RESIDENTIAL REHABILITATION
IDIS Activity: 5158 - Parker-Kier Apartments-3

Status: Completed 1/31/2014 12:00:00 AM
Location: 2172 Front St San Diego, CA 92101-1927

Objective: Provide decent affordable housing
Outcome: Affordability
Matrix Code: Rehab; Multi-Unit Residential (14B) **National Objective:** LMH

Initial Funding Date: 10/12/2009

Description:

Reso 306123 moved funding to Parker-Kier Apartments rehab project.
 CDBG funds are requested to provide rehabilitation of physical systems and components of the residential building.
 The rehabilitation involves retrofitting residential units and common areas with energy efficient and conservation improvements.

Financing

Grant Year	Grant	Fund Type	Funded Amount	Drawn In Program Year	Drawn Thru Program Year
Pre-2015		EN	\$400,146.00	\$0.00	\$400,146.00
Total			\$400,146.00	\$0.00	\$400,146.00

Proposed Accomplishments

Housing Units : 33

Actual Accomplishments

Number assisted:

	Owner		Renter		Total		Person	
	Total	Hispanic	Total	Hispanic	Total	Hispanic	Total	Hispanic
White:	0	0	12	6	12	6	0	0
Black/African American:	0	0	13	0	13	0	0	0
Asian:	0	0	0	0	0	0	0	0
American Indian/Alaskan Native:	0	0	0	0	0	0	0	0
Native Hawaiian/Other Pacific Islander:	0	0	0	0	0	0	0	0
American Indian/Alaskan Native & White:	0	0	0	0	0	0	0	0
Asian White:	0	0	0	0	0	0	0	0
Black/African American & White:	0	0	2	0	2	0	0	0
American Indian/Alaskan Native & Black/African American:	0	0	3	0	3	0	0	0
Other multi-racial:	0	0	3	1	3	1	0	0
Asian/Pacific Islander:	0	0	0	0	0	0	0	0
Hispanic:	0	0	0	0	0	0	0	0
Total:	0	0	33	7	33	7	0	0



U.S. Department of Housing and Urban Development
 Office of Community Planning and Development
 Integrated Disbursement and Information System
 CDBG Activity Summary Report (GPR) for Program Year 2013
 SAN DIEGO

Date: 17-Sep-2014
 Time: 18:31
 Page: 2

Female-headed Households: 0 0 0

Income Category:

	Owner	Renter	Total	Person
Extremely Low	0	30	30	0
Low Mod	0	3	3	0
Moderate	0	0	0	0
Non Low Moderate	0	0	0	0
Total	0	33	33	0
Percent Low/Mod		100.0%	100.0%	

Annual Accomplishments

Years	Accomplishment Narrative	# Benefiting
2008	1ST QTR: AGENCY SUBMITTED CONTRACT PACKET FOR REVIEW. 2ND QTR: AGENCY SUBMITTED CONTRACT PACKET FOR REVIEW. 3RD QTR: PROGRAM NOT IMPLEMENTED IN FY09. 4TH QTR: NO CONTRACT.	
2010	FY2011: 1st Qtr: FY09/5158: \$400,146, FY09/5156: \$138,241 and FY09/5145: \$559,091 contract executed 12/8/2010. All being combined and reported on IDIS 5158. 2nd Qtr: In Bid process 3rd Qtr: Notice To Proceed issue shortly. 4th Qtr: Notice To Proceed issued 6/9/11. Work to be completed by November 2011.	
2011	FY2012: 1st Qtr: NTP issued 6/9/11. Work is 25% completed including some interior ceiling work, kitchen cabinets & demo work. 2nd Qtr: Sep/Oct/Nov/Dec- Improvements completed include: main electrical panels; solar water heater; fire sprinkler modification; solar water heating panels on roof; framed soffit at basement community room; steel&wood framing; elevator cab removal and shaft renovation; exhaust fan in basement; drop ceiling in lobbies & corridors and ventilation fans in units. CDBG activities completed in December 2011. Construction continuing utilizing other funding sources. 3rd Qtr: Construction continuing on project utilizing non-CDBG funding. SDHC is estimating project completion in May 2012. Additional programmatic information will be reported when construction has been completed and occupancy has taken place. FY12 Year-End: CDBG funds represented approximately 1/3 of the total project costs. The CDBG-funded project activities were completed in March 2012 and included removal of the acoustic ceiling and installation of recessed plumbing; electrical, mechanical, and fire sprinkler lines; forced electric heaters; wall exhaust ventilators; ceiling fans and light fixtures; window coverings; new flooring; new kitchen cabinets; new appliances; elevator repair; and the replacement of the exterior fire escape system. The project will not be occupied until additional construction activities funded with other sources are completed. The project was 100% completed, but pending elevator and final building inspections. Final activities and project benefit (occupancy of improved units) will be reported in FY 2013.	



U.S. Department of Housing and Urban Development
Office of Community Planning and Development
Integrated Disbursement and Information System
CDBG Activity Summary Report (GPR) for Program Year 2013
SAN DIEGO

Date: 17-Sep-2014
Time: 18:31
Page: 3

Years	Accomplishment Narrative	# Benefitting
2012	<p>1st & 2nd QTR: The project is 100% complete, and CDBG funds representing approximately 1/3 of the total project costs have been fully expended. Since before completion of rehab construction, the Housing Commission has been making diligent efforts to ground lease the Parker-Kier building to an organization that can provide affordable housing and supportive services to 34 income-qualified residents requiring supportive services. The Housing Commission has advertised two successive Requests for Proposals for parties interested in ground leasing the building for five years, at a de minimis ground rent, and with the availability of 22 Project Based Vouchers. To date, no supportive services organizations have been willing and/or able to respond to the terms of the Housing Commission's RFP. While all supportive services organizations like the property, the challenge seems to be operating the property as both affordable housing at the extremely low 50% AMI Redevelopment Law rents, even with 22 Project Based Vouchers, simply because of the high cost of providing supportive services. Since there were no supportive services organizations interested in responding to the recent RFP, and since the Housing Commission does not provide supportive services at its affordable apartments, the Housing Commission will continue to seek organizations who might be willing and able to creatively bring together the financial resources necessary to make Parker-Kier function on an economic basis. The Housing Commission intends to have the Parker-Kier building occupied as soon as practicable, but on a financially-sustainable long term basis. Until the building can be occupied by a suitable provider of affordable housing and supportive services as a ground lessee, the Housing Commission will continue to manage the unoccupied building, including daily security service patrols.</p> <p>3rd QTR: The units remained unoccupied in January 2013; two RFP solicitations were conducted with no qualified bids received. In accordance with their procurement policy, project staff will be contacting known property management and onsite service providers to request proposals. At FY 2013 year-end, the project was completed, and CDBG funds representing approximately one-third of the total project costs had been expended. However, the units remained unoccupied pending selection of an organization that can provide affordable housing and supportive services to income-qualified residents requiring supportive services. Project accomplishments and household demographics will be reported in the City's FY 2014 CAPER.</p>	
2013	<p>1st QTR: A ten-year ground lease agreement had been executed; the lease up is anticipated to occur during the month of October 2013; prospective tenants have been lined up and qualified; work to ensure the building is ready for move-in was completed with other funding sources; a property management agency had been selected.</p> <p>FY14 Year-End: All lease activities were completed; all 33 restricted rental units were occupied, as well as 1 manager's unit.</p>	



U.S. Department of Housing and Urban Development
 Office of Community Planning and Development
 Integrated Disbursement and Information System
 CDBG Activity Summary Report (GPR) for Program Year 2013
 SAN DIEGO

Date: 17-Sep-2014
 Time: 18:31
 Page: 4

PGM Year: 2008
Project: 0002 - PUBLIC FACILITIES AND IMPROVEMENTS-STREETS
IDIS Activity: 5437 - STOCKTON LIGHTS

Status: Completed 6/30/2014 12:00:00 AM
Location: STOCKTON SAN DIEGO, CA 92101

Objective: Create suitable living environments
Outcome: Availability/accessibility
Matrix Code: Street Improvements (03K) **National Objective:** LMA

Initial Funding Date: 10/07/2009

Description:

To install 12 street lights with overhead connections, 3 street lights with trenching to service points and over 8 pole attachments in Stockton.

Financing

Grant Year	Grant	Fund Type	Funded Amount	Drawn In Program Year	Drawn Thru Program Year
Pre-2015		EN	\$164,615.78	\$57,219.59	\$164,615.78
Total			\$164,615.78	\$57,219.59	\$164,615.78

Proposed Accomplishments

People (General) : 1
 Total Population in Service Area: 7,824
 Census Tract Percent Low / Mod: 82.70

Annual Accomplishments

Years	Accomplishment Narrative	# Benefiting
2008	FY09 2ND REP: \$165K FROM D8.	
2010	This project will install 25 streetlights in the Memorial, Stockton and Grant Hill neighborhoods of Southeast San Diego. The proposed method of installation requires resident approvals, which have not been forthcoming, so the project is back with the client department.	
2011	During FY 2012, this project was working to install twelve standalone streetlights (street light pole and mast arm with no trenching required and seven pole attachments (streetlight mast arm attached to a utility pole). This project is scheduled to be completed in March 2013.	
2012	1st & 2nd QTR: An additional 12 streetlight locations were completed.	



U.S. Department of Housing and Urban Development
 Office of Community Planning and Development
 Integrated Disbursement and Information System
 CDBG Activity Summary Report (GPR) for Program Year 2013
 SAN DIEGO

Date: 17-Sep-2014
 Time: 18:31
 Page: 5

PGM Year: 2009
Project: 0004 - PUBLIC FACILITIES AND IMPROVEMENTS-RECREATION
IDIS Activity: 5482 - OCEAN BEACH GATEWAY

Status: Open **Objective:** Create suitable living environments
Location: SUNSET CLIFFS BLVD & WEST POINT LOMA BLVD **Outcome:** Availability/accessibility
 SAN DIEGO, CA 92107 **Matrix Code:** Parks, Recreational Facilities (03F) **National Objective:** LMA

Initial Funding Date: 08/25/2009

Description:

Scope of work will include the construction of an accessible walkway with landings to comply with the current Federal ADA and State of California 24 requirements. The new walkway will connect the existing entry plaza to the North end of the project site that is adjacent to Robb Field Park. The scope will also include enhanced crosswalk improvements at the intersection of West Point Loma Boulevard and Sunset Cliffs Boulevard and construction of property line screen wall.

Financing

Grant Year	Grant	Fund Type	Funded Amount	Drawn In Program Year	Drawn Thru Program Year
Pre-2015		EN	\$100,000.00	\$0.00	\$0.00
Total			\$100,000.00	\$0.00	\$0.00

Proposed Accomplishments

- Public Facilities : 1
- Total Population in Service Area: 826
- Census Tract Percent Low / Mod: 56.20

Annual Accomplishments

Years	Accomplishment Narrative	# Benefitting
2009	1st Qtr: No status reported	
2010	FY2010: 1st Qtr: No status. 2nd Qtr: 10% of construction completed. 3rd Qtr: 20% construction completed estimated ending date 5/31/2011. 4th Qtr: Project Canceled. Balance of Funding to be reprogrammed FY12..	
2011	FY 2012 Year-End: Re-allocation of funding to project was approved in January 2012. Final scope and budget terms were negotiated and a FY 2013 SLA pending execution. The start of the construction expected to begin January 2013 and be completed in June 2013.	
2012	FY13 Year-End: There were further delays that resulted from the procurement process; in February 2013, a consultant was selected to begin the project design that is scheduled to be completed by July 30, 2013 with other funding sources. Construction is scheduled to be completed by December 31, 2013. These activities will be reported in the City's FY 2014 CAPER.	



U.S. Department of Housing and Urban Development
Office of Community Planning and Development
Integrated Disbursement and Information System
CDBG Activity Summary Report (GPR) for Program Year 2013
SAN DIEGO

Date: 17-Sep-2014
Time: 18:31
Page: 6

Years	Accomplishment Narrative	# Benefitting
2013	<p>1st QTR: It was determined that additional funds are needed to complete the project, based on cost estimates.</p> <p>2nd QTR: SLA Agreement was extended through December 31, 2014 since it was determined the project would need to go out to bid.</p> <p>3rd QTR: Bid was advertised in January 2014; project was advertised as Design Bid Build; bid opening took place on 02/24/14.</p> <p>4th QTR: Pre-Construction meeting took place on June 17, 2014.</p> <p>At FY 2014 year-end, the pre-construction meeting was conducted in June 2014. This project is scheduled to be completed by December 31, 2014. The additional activities conducted during FY 2015 will be reported in the City's FY 2015 CAPER.</p>	



U.S. Department of Housing and Urban Development
 Office of Community Planning and Development
 Integrated Disbursement and Information System
 CDBG Activity Summary Report (GPR) for Program Year 2013
 SAN DIEGO

Date: 17-Sep-2014
 Time: 18:31
 Page: 7

PGM Year: 2011
Project: 0001 - Administration
IDIS Activity: 6112 - FAIR HSG SERVICES-12
Status: Completed 7/1/2013 12:00:00 AM
Location: ,
Objective:
Outcome:
Matrix Code: Fair Housing Activities (subject to 20% Admin Cap) (21D) **National Objective:**

Initial Funding Date: 09/06/2011

Description:
 To accept and investigate complaints alleging illegal housing discrimination based on federal, state, and local fair housing laws. Program to be put out for bid. 1st Qtr: a notice of RFP cancellation was published by Purchasing Dept. The facilities of primary Proposer were deemed ineligible by the RFP Evaluation Committee due to 504ADA deficiencies. A second Bid Process will be issued end of October 2011. 2nd Qtr: Oct: 2nd RFP has been modified include 504 Certifications, split of scope & additional terms, forms & language. Nov: 2nd RFP was publicly notified 112811. Scope split into two scopes - Community Outreach 70% & Legal Services 30%. Closing date 123011. Dec: Pre-proposal Conference took place and the RFP closing date been extended to 1172012.

Financing

Grant Year	Grant	Fund Type	Funded Amount	Drawn In Program Year	Drawn Thru Program Year
Pre-2015		EN	\$314,321.00	\$7,969.83	\$314,321.00
Total			\$314,321.00	\$7,969.83	\$314,321.00

Proposed Accomplishments

Actual Accomplishments

Number assisted:

	Owner		Renter		Total		Person	
	Total	Hispanic	Total	Hispanic	Total	Hispanic	Total	Hispanic
White:					0	0		
Black/African American:					0	0		
Asian:					0	0		
American Indian/Alaskan Native:					0	0		
Native Hawaiian/Other Pacific Islander:					0	0		
American Indian/Alaskan Native & White:					0	0		
Asian White:					0	0		
Black/African American & White:					0	0		
American Indian/Alaskan Native & Black/African American:					0	0		
Other multi-racial:					0	0		
Asian/Pacific Islander:					0	0		
Hispanic:					0	0		



U.S. Department of Housing and Urban Development
 Office of Community Planning and Development
 Integrated Disbursement and Information System
 CDBG Activity Summary Report (GPR) for Program Year 2013
 SAN DIEGO

Date: 17-Sep-2014
 Time: 18:31
 Page: 8

Total: 0 0 0 0 0 0 0 0

Female-headed Households: 0

Income Category:

	Owner	Renter	Total	Person
Extremely Low			0	
Low Mod			0	
Moderate			0	
Non Low Moderate			0	
Total	0	0	0	0
Percent Low/Mod				

Annual Accomplishments

No data returned for this view. This might be because the applied filter excludes all data.



U.S. Department of Housing and Urban Development
 Office of Community Planning and Development
 Integrated Disbursement and Information System
 CDBG Activity Summary Report (GPR) for Program Year 2013
 SAN DIEGO

Date: 17-Sep-2014
 Time: 18:31
 Page: 9

PGM Year: 2011
Project: 0002 - Public Facilities and Improvements
IDIS Activity: 6114 - BOYS/GIRLS CLUB-CLAIRE-12

Status: Completed 9/10/2013 12:00:00 AM **Objective:** Create suitable living environments
Location: 4635 Clairemont Mesa Blvd San Diego, CA 92117-2004 **Outcome:** Availability/accessibility
Matrix Code: Youth Centers (03D) **National Objective:** LMC

Initial Funding Date: 09/06/2011

Description:

To add a 2,500 square foot Resource and Training Center to its existing Boys & Girls Club site in Clairemont. The new facility will feature four classrooms that will be utilized for multiple purposes, such as providing space for nutrition and fitness education classes.

Financing

Grant Year	Grant	Fund Type	Funded Amount	Drawn In Program Year	Drawn Thru Program Year
Pre-2015		EN	\$650,000.00	\$0.00	\$650,000.00
Total			\$650,000.00	\$0.00	\$650,000.00

Proposed Accomplishments

Public Facilities : 1

Actual Accomplishments

Number assisted:

	Owner		Renter		Total		Person	
	Total	Hispanic	Total	Hispanic	Total	Hispanic	Total	Hispanic
White:	0	0	0	0	0	0	279	156
Black/African American:	0	0	0	0	0	0	36	0
Asian:	0	0	0	0	0	0	34	0
American Indian/Alaskan Native:	0	0	0	0	0	0	0	0
Native Hawaiian/Other Pacific Islander:	0	0	0	0	0	0	0	0
American Indian/Alaskan Native & White:	0	0	0	0	0	0	0	0
Asian White:	0	0	0	0	0	0	0	0
Black/African American & White:	0	0	0	0	0	0	0	0
American Indian/Alaskan Native & Black/African American:	0	0	0	0	0	0	0	0
Other multi-racial:	0	0	0	0	0	0	42	0
Asian/Pacific Islander:	0	0	0	0	0	0	0	0
Hispanic:	0	0	0	0	0	0	0	0
Total:	0	0	0	0	0	0	391	156
Female-headed Households:	0		0		0			



U.S. Department of Housing and Urban Development
 Office of Community Planning and Development
 Integrated Disbursement and Information System
 CDBG Activity Summary Report (GPR) for Program Year 2013
 SAN DIEGO

Date: 17-Sep-2014
 Time: 18:31
 Page: 10

Income Category:

	Owner	Renter	Total	Person
Extremely Low	0	0	0	145
Low Mod	0	0	0	116
Moderate	0	0	0	57
Non Low Moderate	0	0	0	73
Total	0	0	0	391
Percent Low/Mod				81.3%

Annual Accomplishments

Years	Accomplishment Narrative	# Benefitting
2011	<p>FY2012: 1st Qtr: Agency signed Contract. Contract executed 10/3/11 (7/1/11 - 10/1/2012). 2nd Qtr: Oct/Nov/Dec: Construction not implemented. 3rd Qtr: Feb/Mar-The Notice to Proceed was issued in March 2012; plans were submitted to the building department for approval; construction bids were received on 03/15/12 and were under review; construction anticipated to begin in May 2012. FY12 Year-End: The building permit had been pulled, mobilization had been completed, and demolition and grading was scheduled to commence the week of July 16, 2012. This project will complete activities in FY 2013.</p>	
2012	<p>1st QTR: Jul-Soils Investigation findings indicated expansion soil, which requires some structural modifications; construction suspended at building pad until the soils/geotechnical report and recommendations are received; Aug-excavation of soil in the building area for the soils report was completed and the soils report received; plumbing and electrical undergrounds were completed, building slab has been poured and block wall work has begun; excavation of soil at the south end of the property for soil report was completed; Sep-City approval for Public Improvement Drawings submitted to the City for the new fire hydrant and driveway approaches were pending; Truss drawings were submitted to the City; block wall work was completed, roof trusses installed, and roof was sheeted; revised mechanical drawings were completed and submitted to the City. 2nd QTR: Roofing, insulation, rough plumbing, and rough electrical completed; drwal hung, taped and textured; site concrete removed; interior finishes installed; interior painting completed, interior plumbing and electrical finish installed; storm drain system installed; site grading completed; and asphalt installed. Construction was completed, mechanical and electrical final inspections received, building pre-final review was conducted. Final building inspection by the City is scheduled for the week of January 21, 2013. 3rd QTR: Final approval by City Development Services was delayed due to the elimination of structural metals that were value engineered from the project that were not removed from the plans; Agency was required to re-submit plans; the certificate of occupancy was issued in early February; the grand opening is scheduled to take place in March 2013. At FY 2013 year-end, the following activities completed included: excavation of soil at the south end of the property; plumbing and electrical undergrounds; the building slab was poured and the block wall work was completed; the roof trusses were installed and the roof sheeted; roofing, insulation, rough plumbing, rough electrical were completed; drywall was hung, taped, and textured; the building interior finishes were installed; interior painting was completed; interior plumbing and electrical finish were installed; the storm drain system was installed; site grading was completed; and asphalt was installed. The construction of the building was completed in December 2012. The final building inspection and the signed certificate of occupancy was received in February 2013. The new 2,500 sq.ft. Clairmont Resource & Training Center was opened on March 13, 2013. The new facility is the home of the Club's curriculum and training program, and is home to monthly trainings in core program areas, fundamentals of Club work, basic training, and specialized training. The five core program areas offered at the project site are: Smart Moves-Helps young people resist alcohol, tobacco and drug use; Power Hour-Encompasses an engaging homework help and tutoring program; Junior Leaders-Assists middle school members in exploring careers; and Planet Health-Helping youth improve their health through physical activity and teaching good nutrition. A total of 391 unduplicated clients benefited from the improvements upon completion.</p>	



U.S. Department of Housing and Urban Development
 Office of Community Planning and Development
 Integrated Disbursement and Information System
 CDBG Activity Summary Report (GPR) for Program Year 2013
 SAN DIEGO

Date: 17-Sep-2014
 Time: 18:31
 Page: 11

PGM Year: 2011
Project: 0002 - Public Facilities and Improvements
IDIS Activity: 6125 - CITY SD-AZTEC RATHSKELLER-12

Status: Open
Location: Cesar E. Chavez Parkway and Newton Ave San Diego, CA 92113

Objective: Create suitable living environments
Outcome: Availability/accessibility
Matrix Code: Public Facilities and Improvement (General) (03)
National Objective: LMA

Initial Funding Date: 09/08/2011

Description:

This project will accomplish the restoration of the historically designated Aztec Brewery Rathskeller structure and its artifacts for public display and education of the community of Barrio Logan.

Financing

Grant Year	Grant	Fund Type	Funded Amount	Drawn In Program Year	Drawn Thru Program Year
Pre-2015		EN	\$414,763.00	\$62,580.00	\$352,423.00
Total			\$414,763.00	\$62,580.00	\$352,423.00

Proposed Accomplishments

- Public Facilities : 1
- Total Population in Service Area: 2,544
- Census Tract Percent Low / Mod: 78.20

Annual Accomplishments

Years	Accomplishment Narrative	# Benefitting
2011	FY2012: 1st Qtr: MOU executed 9/20/11 expires 9/20/2012. No activities at present. YTD: No CDBG activities completed. The reprogramming of the FY12 CDBG funding from the former Redevelopment Agency to the City of San Diego Commission for Arts and Culture was scheduled to be presented to City Council for approval. This project is scheduled to be completed by September 30, 2013.	



U.S. Department of Housing and Urban Development
Office of Community Planning and Development
Integrated Disbursement and Information System
CDBG Activity Summary Report (GPR) for Program Year 2013
SAN DIEGO

Date: 17-Sep-2014
Time: 18:31
Page: 12

Years	Accomplishment Narrative	# Benefitting
2012	<p>1st & 2nd QTR: Agreements and purchase orders with all vendors were finalized; a Notice to Proceed was issued; bar, chandeliers, and ceiling beams were moved; conservation of 25 ceiling beams was in progress on painted doors and murals; the chandeliers were dismantled and itemized.</p> <p>3rd QTR: The conservation of one painting was completed; frame conservation for three paintings was facilitated; conservation of the chandeliers and the bar was completed; conservation of the door started.</p> <p>4th QTR: The remaining items in storage were retrieved; the items were sent to pest control centers for fumigation prior to being transported for conservation; the conservation of a Taylor mural was completed; doors, Moya del Pino murals and another Taylor mural was also completed; conservation of tiled mirror niches, door, bar back splash, bar side sections and shelf were completed; beam caps, door surround panels and stained glass windows were in the process of being completed.</p> <p>At FY 2013 year-end, Artworks San Diego completed 3 months of storage at the close of the fiscal year, provided room rental for examination of artwork by Balboa Art Conservation Center, and transported artwork to and from storage, Balboa Art Conservation Center and Sculpture Conservation Studio on multiple occasions. Balboa Art Conservation Center completed conservation treatment of the painted doors, Eugene Taylor paintings, painted beams, and Moya del Pino murals, completed storage, completed reports and was in the progress on the treatment for one frame. Sculpture Conservation Studio completed restoration of the door, bar, beam caps, door surround panels, and was in progress on the stained glass windows. The conservation/restoration portion of the project was proceeding as anticipated. A few select Aztec Brewery objects were put on public exhibit at the San Diego History Center' exhibition Bottled & Kegged: San Diego Craft Beer Culture through January 2014. The installation and construction management portion of the project was pending the developer securing a tenant for the Mercado del Barrio restaurant space in the Barrio Logan neighborhood of San Diego. Additional activities to be completed in FY 2014 will be reported in the City's FY 2014 CAPER.</p>	
2013	<p>1st QTR: Balboa Art Conservation Center was in progress on a frame and completed treatment on the doors, Moya del Pino murals, and a Taylor painting; Sculpture Conservation Studio completed treatment on beam caps, door surround panels and was in progress on the stained glass windows.</p> <p>2nd QTR: Artworks San Diego completed 1 month of storage; Balboa Art Conservation Center continued progress on a frame; Sculpture Conservation Studio continued progress on the stained glass windows.</p> <p>3rd QTR/4th QTR: Conservation/Restoration activities were completed; installation and construction management activities remained pending implementation.</p> <p>At FY 2014 year-end, the conservation/restoration portion of the project were completed. Balboa Art Conservation Center completed conservation treatment of the murals, doors, frames and submitted treatment reports. Sculpture Conservation Studio completed restoration of the beam caps, door surround, stained glass windows and submitted treatment reports. A few select Aztec Brewery objects were put on public exhibit at the San Diego History Center's exhibition of "Bottled & Kegged: San Diego Craft Beer Culture" through January 20, 2014. This project is scheduled to be completed by December 31, 2014. The installation and construction management activities were pending confirmation of the installation site. The additional activities conducted during FY 2015 will be reported in the City's FY 2015 CAPER.</p>	



U.S. Department of Housing and Urban Development
 Office of Community Planning and Development
 Integrated Disbursement and Information System
 CDBG Activity Summary Report (GPR) for Program Year 2013
 SAN DIEGO

Date: 17-Sep-2014
 Time: 18:31
 Page: 13

PGM Year: 2011
Project: 0003 - Economic Development/Small Business Assistance
IDIS Activity: 6133 - SOUTHWEST COMM-SMALL BUS-12

Status: Completed 8/14/2013 12:00:00 AM **Objective:** Create economic opportunities
Location: 880 National City Blvd Ste 103 National City, CA 91950-3263 **Outcome:** Availability/accessibility
Matrix Code: Micro-Enterprise Assistance (18C) **National Objective:** LMCMC

Initial Funding Date: 09/08/2011

Description:
 To provide one-on-one business counseling and skills developing workshop training events to low to moderate income businesses.

Financing

Grant Year	Grant	Fund Type	Funded Amount	Drawn In Program Year	Drawn Thru Program Year
Pre-2015		EN	\$54,513.18	\$0.00	\$54,513.18
Total			\$54,513.18	\$0.00	\$54,513.18

Proposed Accomplishments

Businesses : 75

Actual Accomplishments

Number assisted:

	Owner		Renter		Total		Person	
	Total	Hispanic	Total	Hispanic	Total	Hispanic	Total	Hispanic
White:	0	0	0	0	0	0	36	35
Black/African American:	0	0	0	0	0	0	6	0
Asian:	0	0	0	0	0	0	1	0
American Indian/Alaskan Native:	0	0	0	0	0	0	0	0
Native Hawaiian/Other Pacific Islander:	0	0	0	0	0	0	0	0
American Indian/Alaskan Native & White:	0	0	0	0	0	0	0	0
Asian White:	0	0	0	0	0	0	0	0
Black/African American & White:	0	0	0	0	0	0	0	0
American Indian/Alaskan Native & Black/African American:	0	0	0	0	0	0	0	0
Other multi-racial:	0	0	0	0	0	0	0	0
Asian/Pacific Islander:	0	0	0	0	0	0	0	0
Hispanic:	0	0	0	0	0	0	0	0
Total:	0	0	0	0	0	0	43	35
Female-headed Households:	0		0		0			



U.S. Department of Housing and Urban Development
 Office of Community Planning and Development
 Integrated Disbursement and Information System
 CDBG Activity Summary Report (GPR) for Program Year 2013
 SAN DIEGO

Date: 17-Sep-2014
 Time: 18:31
 Page: 14

Income Category:

	Owner	Renter	Total	Person
Extremely Low	0	0	0	16
Low Mod	0	0	0	23
Moderate	0	0	0	4
Non Low Moderate	0	0	0	0
Total	0	0	0	43
Percent Low/Mod				100.0%

Annual Accomplishments

Years	Accomplishment Narrative	# Benefitting
2011	<p>FY2012: 1st Qtr: Agency needed to closeout FY11 contract & negotiate FY12 contract at the same time. 2nd Qtr/3rd Qtr: Agreement executed with activities to be conducted from 04/01/12-12/31/12. 4th Qtr: May-A total of 10 clients were assisted with starting their businesses. YTD: Ten clients continued to be assisted at year-end, but no new businesses were established or existing businesses assisted in FY12. (NOTE: IDIS system will now allow the reporting of 0 businesses. 1 existing business assisted reported was actually achieved in October 2012. As such, the total existing businesses reported for FY 2013 will be reported as 1 less than actuals to ensure accurate unduplicated total of businesses assisted are reported for this project overall.) Project activities are scheduled to be completed on December 31, 2012.</p>	
2012	<p>1st QTR: A total of 1 unduplicated new client was served and no business assisted; the project began partnerships with several partners to offer trainings and consultations to their clients; 12 clients began training in the Microenterprise Family Childcare Program. 2nd QTR: A total of 22 unduplicated new clients were served and 9 businesses (1 new business; 8 existing businesses) were assisted. Activities were completed in December 2012. At FY 2013 year-end, a total of 9 businesses were assisted (1 new business; 8 existing businesses) and a total of 33 unduplicated clients were served. A total of 12 trainings were conducted and assistance to provided to clients seeking to create a micro-business. (NOTE: IDIS system did now allow the reporting of 0 businesses for FY 2012. 1 existing business assisted reported for FY 2012 was actually achieved in October 2012. As such, the total existing businesses reported for FY 2013 will be reported as 1 less than actuals to ensure accurate unduplicated total of businesses assisted are reported for this project overall.) At FY 2013 year-end, a total of 9 businesses were assisted (1 new business; 8 existing businesses) and a total of 33 unduplicated clients were served. A total of 12 trainings were conducted and assistance to provided to clients seeking to create a micro-business.</p>	



U.S. Department of Housing and Urban Development
 Office of Community Planning and Development
 Integrated Disbursement and Information System
 CDBG Activity Summary Report (GPR) for Program Year 2013
 SAN DIEGO

Date: 17-Sep-2014
 Time: 18:31
 Page: 15

PGM Year: 2011
Project: 0004 - Residential Rehabilitation
IDIS Activity: 6141 - SD HSG COMM-PICADOR APTS-12

Status: Completed 6/30/2014 12:00:00 AM
Location: 605 Picador Blvd San Diego, CA 92154-2375

Objective: Provide decent affordable housing
Outcome: Availability/accessibility
Matrix Code: Rehab; Multi-Unit Residential (14B) **National Objective:** LMH

Initial Funding Date: 09/09/2011

Description:
 The activity includes substantial interior rehabilitation, including baths, kitchens and bedrooms, exterior painting and repair, asphalt sealing and striping, and energy savings improvements.

Financing

Grant Year	Grant	Fund Type	Funded Amount	Drawn In Program Year	Drawn Thru Program Year
Pre-2015		EN	\$1,231,878.00	\$0.00	\$1,231,878.00
Total			\$1,231,878.00	\$0.00	\$1,231,878.00

Proposed Accomplishments

Housing Units : 77

Actual Accomplishments

Number assisted:

	Owner		Renter		Total		Person	
	Total	Hispanic	Total	Hispanic	Total	Hispanic	Total	Hispanic
White:	0	0	53	50	53	50	0	0
Black/African American:	0	0	21	0	21	0	0	0
Asian:	0	0	0	0	0	0	0	0
American Indian/Alaskan Native:	0	0	1	1	1	1	0	0
Native Hawaiian/Other Pacific Islander:	0	0	0	0	0	0	0	0
American Indian/Alaskan Native & White:	0	0	0	0	0	0	0	0
Asian White:	0	0	0	0	0	0	0	0
Black/African American & White:	0	0	0	0	0	0	0	0
American Indian/Alaskan Native & Black/African American:	0	0	0	0	0	0	0	0
Other multi-racial:	0	0	0	0	0	0	0	0
Asian/Pacific Islander:	0	0	0	0	0	0	0	0
Hispanic:	0	0	0	0	0	0	0	0
Total:	0	0	75	51	75	51	0	0
Female-headed Households:	0		62		62			



U.S. Department of Housing and Urban Development
 Office of Community Planning and Development
 Integrated Disbursement and Information System
 CDBG Activity Summary Report (GPR) for Program Year 2013
 SAN DIEGO

Date: 17-Sep-2014
 Time: 18:31
 Page: 16

Income Category:

	Owner	Renter	Total	Person
Extremely Low	0	43	43	0
Low Mod	0	28	28	0
Moderate	0	4	4	0
Non Low Moderate	0	0	0	0
Total	0	75	75	0
Percent Low/Mod		100.0%	100.0%	

Annual Accomplishments

Years	Accomplishment Narrative	# Benefitting
2011	<p>FY2012:1st Qtr:Pending final contract negotiations - working on Scope. 2nd Qtr: Contract executed 12/16/11 from 7/1/11-9/20/2012. 3rd Qtr: Construction began in March 2012 on the first two buildings (Phase I) of the project. 4th Qtr: Apr/May-Phase I construction was completed on the exterior of two buildings and the interiors of 14 units. Work included installation of new cabinets, countertops, tubs, shower enclosures, lighting, sinks, faucets, windows, doors, siding, stucco and flooring. Two units remain partially incomplete pending design development of additional accessibility modifications and will be completed in later phases. A predetermined group of residents were relocated consistent with the project temporary relocation plan into the newly rehabilitated units on May 15, 2012. Phase II temporary relocation of an additional predetermined group started on May 16, 2012 and fumigation and selective system demolition commenced immediately thereafter on the 6 units in this phase. This included removal of all interior finishes, removal of exterior stucco, and removal of architectural woodwork. Jun-Work was completed on an additional 15 residential units. FY12 Year-End: A total of 29 of the 77 units were completed. However no reimbursement requests had been submitted to the City. (This project is paid in part by CDBG funding.) Construction activities will be completed in September 2012.</p>	
2012	<p>1st QTR: Work was completed on an additional 28 residential units; work was also completed on the laundry room. 2nd QTR: Work was completed on an additional 24 residential units; all exterior work was also completed; a total of 51 units were occupied to date. 3rd QTR: Construction activities are on-going with the renovation of six accessible units remaining to be completed; project activities are anticipated to be completed by the end of April 2013. 4th QTR: The accessible unit interior work was substantially completed. At FY 2013 year-end, construction activities utilizing the CDBG funding was completed. A total of 75 units had been fully rehabilitated with CDBG and other funding. Of the 75 units, 74 were units to be occupied by low-to-moderate income households. Three of those units remained partially incomplete. A contract solicitation was pending for completion of the three remaining units utilizing another funding source. Of the 74 LMH housing units improved, 71 were occupied at FY 2013 year-end.</p>	
2013	<p>1st QTR: A Notice to Proceed was issued for the construction work to be completed on the three remaining accessible units to complete this project. 2nd QTR: Rehabilitation work (utilizing non-CDBG funds) on the remaining three accessible units began on October 7, 2013 and is scheduled to be completed in December 2013. 3rd QTR: The remaining accessible units were rehabilitated; final approval to occupy the remaining accessible units from the City of San Diego was received on January 17, 2014. FY 2014 Year-End: All construction activities were completed in December 2013. Of the 78 units, 77 units were affordable units to be occupied by LMI households and 1 unit was designated for the facility manager. To date, two accessible units remain unoccupied.</p>	



U.S. Department of Housing and Urban Development
 Office of Community Planning and Development
 Integrated Disbursement and Information System
 CDBG Activity Summary Report (GPR) for Program Year 2013
 SAN DIEGO

Date: 17-Sep-2014
 Time: 18:31
 Page: 17

PGM Year: 2011
Project: 0008 - Acquisition
IDIS Activity: 6161 - OCEAN DISC-PROP ACQU LAB-12

Status: Open
Location: 3239 Van Dyke Ave San Diego, CA 92105-4125

Objective: Create suitable living environments
Outcome: Availability/accessibility
Matrix Code: Acquisition of Real Property (01) **National Objective:** LMC

Initial Funding Date: 10/21/2011

Description:
 This project will acquire real property in the San Diego Community of City Heights to build a "Living Lab" center that will serve low-income students and their families. Through the development of this facility, the number of clients that are provided supportive educational and social services will increase.

Financing

Grant Year	Grant	Fund Type	Funded Amount	Drawn In Program Year	Drawn Thru Program Year
Pre-2015		EN	\$200,000.00	\$0.00	\$200,000.00
Total			\$200,000.00	\$0.00	\$200,000.00

Proposed Accomplishments

Public Facilities : 1

Actual Accomplishments

Number assisted:

	Owner		Renter		Total		Person	
	Total	Hispanic	Total	Hispanic	Total	Hispanic	Total	Hispanic
White:	0	0	0	0	0	0		0
Black/African American:	0	0	0	0	0	0	0	0
Asian:	0	0	0	0	0	0	0	0
American Indian/Alaskan Native:	0	0	0	0	0	0	0	0
Native Hawaiian/Other Pacific Islander:	0	0	0	0	0	0	0	0
American Indian/Alaskan Native & White:	0	0	0	0	0	0	0	0
Asian White:	0	0	0	0	0	0	0	0
Black/African American & White:	0	0	0	0	0	0	0	0
American Indian/Alaskan Native & Black/African American:	0	0	0	0	0	0	0	0
Other multi-racial:	0	0	0	0	0	0	0	0
Asian/Pacific Islander:	0	0	0	0	0	0	0	0
Hispanic:	0	0	0	0	0	0	0	0
Total:	0	0	0	0	0	0	0	0
Female-headed Households:	0		0		0			



U.S. Department of Housing and Urban Development
 Office of Community Planning and Development
 Integrated Disbursement and Information System
 CDBG Activity Summary Report (GPR) for Program Year 2013
 SAN DIEGO

Date: 17-Sep-2014
 Time: 18:31
 Page: 18

Income Category:

	Owner	Renter	Total	Person
Extremely Low	0	0	0	0
Low Mod	0	0	0	0
Moderate	0	0	0	0
Non Low Moderate	0	0	0	0
Total	0	0	0	0
Percent Low/Mod				

Annual Accomplishments

Years	Accomplishment Narrative	# Benefitting
2011	<p>FY2012: IDIS 4967,4968,5188,5520 has now been combined to FY12 IDIS 6161 all reporting be done on IDIS #6161. 1st Qtr: Contact packet & other documentation requested. 2nd Qtr: Contract executed 12/1/2011 expires 12/20/2012. FY12 Year-End: The property was fully acquired in December 2011. Design and construction documents will be developed in FY 2013. The agency anticipates breaking ground in March 2014 and opening the facility to the public in February 2015.</p>	
2012	<p>At FY 2013 year-end, the schematic design of the Living Lab was completed and submitted to the City of San Diego for review and a Site Development Permit, CEQA exemption, and a Conditional Use Permit from the City was obtained. In FY 2014, it is anticipated that the design development and construction document will be completed and that the bidding process for the construction of the Living Lab will be implemented. The groundbreaking is scheduled to take place on December 2015 and the facility anticipated to be open to the public in January 2016. This change in timeline was due to a new partnership between Ocean Discovery and the San Diego Unified School District which will provide the remaining funding needed (approximately \$8 million) for the construction of the Living Lab. This new partnership will result in the need to go through a longer and more thorough review process from the Department of State Architect, which will add several months to the project development timeline.</p>	
2013	<p>At FY 2014 year-end, the design-development was completed and approved. The San Diego Unified School District approved an \$8 million partnership to contribute to the construction and long-term maintenance of the Living Lab. The construction document phase was implemented. For FY 2015, the agency will take steps toward utilizing the space at the Living Lab site as intended (to serve low income students, their families, and teachers). Additional activities conducted in FY 2015 will be reported in the City's FY 2015 CAPER.</p>	



U.S. Department of Housing and Urban Development
 Office of Community Planning and Development
 Integrated Disbursement and Information System
 CDBG Activity Summary Report (GPR) for Program Year 2013
 SAN DIEGO

Date: 17-Sep-2014
 Time: 18:31
 Page: 19

PGM Year: 2011
Project: 0002 - Public Facilities and Improvements
IDIS Activity: 6254 - Azalea FY03-07 to FY12

Status: Completed 10/1/2013 12:00:00 AM
Location: Poplar St, Hwy 805 and Park Entrance San Diego, CA 92105

Objective: Create suitable living environments
Outcome: Availability/accessibility
Matrix Code: Parks, Recreational Facilities (03F) **National Objective:** LMA

Initial Funding Date: 02/16/2012

Description:

To fund the design, construction and installation of signage and park enhancement projects in the community of Azalea Park. The design includes 3 locations with art projects at each site: 1) install street improvements, signage and landscaping at Poplar St; 2) install signage, a large seating area and kiosk at the park entrance; and 3) install signage, landscaping and bridge improvements at the 805 overpass.

Financing

Grant Year	Grant	Fund Type	Funded Amount	Drawn In Program Year	Drawn Thru Program Year
Pre-2015		EN	\$73,771.98	\$960.50	\$73,771.98
Total			\$73,771.98	\$960.50	\$73,771.98

Proposed Accomplishments

Public Facilities : 1
 Total Population in Service Area: 1,246
 Census Tract Percent Low / Mod: 75.00

Annual Accomplishments

Years	Accomplishment Narrative	# Benefitting
2011	FY12 Year-End: The work completed included access ramps, sidewalk improvements, construction of new median, and improvements to provide drainage in and around the new median. Additional construction activities will be completed in FY 2013.	
2012	FY13 Close Out: The work that was completed included pedestrian access and safety improvements and traffic calming.	



U.S. Department of Housing and Urban Development
 Office of Community Planning and Development
 Integrated Disbursement and Information System
 CDBG Activity Summary Report (GPR) for Program Year 2013
 SAN DIEGO

Date: 17-Sep-2014
 Time: 18:31
 Page: 20

PGM Year: 2012
Project: 0001 - Administration
IDIS Activity: 6267 - FAIR HSG SERVICES-13
Status: Completed 6/30/2014 12:00:00 AM
Location: ,
Objective:
Outcome:
Matrix Code: Fair Housing Activities (subject to 20% Admin Cap) (21D) **National Objective:**

Initial Funding Date: 07/30/2012

Description:

To accept and investigate complaints alleging illegal housing discrimination based on federal, state, and local fair housing laws. Program to be put out for bid.

Financing

Grant Year	Grant	Fund Type	Funded Amount	Drawn In Program Year	Drawn Thru Program Year
Pre-2015		EN	\$209,464.00	\$155,881.52	\$209,464.00
Total			\$209,464.00	\$155,881.52	\$209,464.00

Proposed Accomplishments

Actual Accomplishments

Number assisted:

	Owner		Renter		Total		Person	
	Total	Hispanic	Total	Hispanic	Total	Hispanic	Total	Hispanic
White:					0	0		
Black/African American:					0	0		
Asian:					0	0		
American Indian/Alaskan Native:					0	0		
Native Hawaiian/Other Pacific Islander:					0	0		
American Indian/Alaskan Native & White:					0	0		
Asian White:					0	0		
Black/African American & White:					0	0		
American Indian/Alaskan Native & Black/African American:					0	0		
Other multi-racial:					0	0		
Asian/Pacific Islander:					0	0		
Hispanic:					0	0		
Total:	0	0	0	0	0	0	0	0
Female-headed Households:					0			



U.S. Department of Housing and Urban Development
Office of Community Planning and Development
Integrated Disbursement and Information System
CDBG Activity Summary Report (GPR) for Program Year 2013
SAN DIEGO

Date: 17-Sep-2014

Time: 18:31

Page: 21

Income Category:

	Owner	Renter	Total	Person
Extremely Low			0	
Low Mod			0	
Moderate			0	
Non Low Moderate			0	
Total	0	0	0	0
Percent Low/Mod				

Annual Accomplishments

No data returned for this view. This might be because the applied filter excludes all data.



U.S. Department of Housing and Urban Development
 Office of Community Planning and Development
 Integrated Disbursement and Information System
 CDBG Activity Summary Report (GPR) for Program Year 2013
 SAN DIEGO

Date: 17-Sep-2014
 Time: 18:31
 Page: 22

PGM Year: 2012
Project: 0002 - Public Facilities and Improvement
IDIS Activity: 6268 - CASA FAMILIAR-SOC SVC CTR-13

Status: Completed 9/12/2013 12:00:00 AM
Location: 119 W Hall Ave San Ysidro, CA 92173-2514

Objective: Create suitable living environments
Outcome: Availability/accessibility
Matrix Code: Neighborhood Facilities (03E) **National Objective:** LMA

Initial Funding Date: 07/30/2012

Description:

This project will provide upgrades that include enhancing ADA accessibility, installing energy star appliances, dual pane windows and doors, and replacement of flooring, cabinetry, lighting fixtures, restroom upgrades, and replacement of the HVAC system and ceiling grid.

The project has been in service since 1968 and provides direct services to clients, most of which are at or below the 50% of area median income.

Services provided include: health services, income tax assistance, translations/interpretations, supportive counseling, referral services, advocacy, housing services, consumer education, financial assistance, employment services, and emergency services.

A total of 1,000 clients will benefit from the upgrades completed through this project.

Financing

Grant Year	Grant	Fund Type	Funded Amount	Drawn In Program Year	Drawn Thru Program Year
Pre-2015		EN	\$300,619.00	\$139,600.86	\$300,619.00
Total			\$300,619.00	\$139,600.86	\$300,619.00

Proposed Accomplishments

Public Facilities : 1

Total Population in Service Area: 27,246

Census Tract Percent Low / Mod: 73.40

Annual Accomplishments

Years	Accomplishment Narrative	# Benefitting
2012	1st QTR: Jul/Aug-Bidding process was implemented during this period. 2nd QTR: A second RFP was issued; a general contractor was selected in February 2013. 3rd QTR: Agreement with general contractor was executed. 4th QTR: Project drawings were being completed for City Building Permit submittal; construction permit was obtained. At FY 2013 year-end, the bidding process was completed and construction activities were implemented. The following were completed: a) interior walls and finishes were demolished and new wall framing and drywall installed; b) exterior trees and bushes were cleared to make way for a new ADA sidewalk/entry; c) existing mechanical, electrical, and plumbing systems were removed and replaced with new systems; d) new doors, frames, and ADA hardware were installed; e) new acoustical ceiling tile and grid were installed; f) new interior and exterior windows were installed; and g) new interior and exterior paint was completed. This project is scheduled to be completed by December 31, 2013. The additional activities conducted during FY 2014 will be reported in the City's FY 2014 CAPER.	



U.S. Department of Housing and Urban Development
Office of Community Planning and Development
Integrated Disbursement and Information System
CDBG Activity Summary Report (GPR) for Program Year 2013
SAN DIEGO

Date: 17-Sep-2014
Time: 18:31
Page: 23

Years	Accomplishment Narrative	# Benefitting
2013	<p>1st QTR: Services located on the project site was relocated to another facility; construction activities were completed; final inspection and Certificate of Occupancy was signed off on August 30, 2013.</p> <p>2nd QTR: The improved facility was fully operational; a grand re-opening/Open House was conducted on October 7, 2013.</p> <p>FY14 Year-End: The following project activities were completed: 1) Demolition of interior walls and finishes; 2) Demolition of exterior trees and bushes to clear way for new ADA sidewalk/entry; 3) Removal of existing mechanical, electrical, and plumbing systems; 4) installtion of new doors, frames, and ADA hardware; 5) installation of new acoustical ceiling tile and grid; 6) installation of new interior and exterior windows; and 7) new interior and exterior paint.</p>	



U.S. Department of Housing and Urban Development
 Office of Community Planning and Development
 Integrated Disbursement and Information System
 CDBG Activity Summary Report (GPR) for Program Year 2013
 SAN DIEGO

Date: 17-Sep-2014
 Time: 18:31
 Page: 24

PGM Year: 2012
Project: 0002 - Public Facilities and Improvement
IDIS Activity: 6269 - CITY SD-PR-GOMPERS-13
Status: Open
Location: 4926 Hilltop Dr San Diego, CA 92102-3739
Objective: Create suitable living environments
Outcome: Availability/accessibility
Matrix Code: Neighborhood Facilities (03E) **National Objective:** LMA

Initial Funding Date: 07/30/2012

Description:

This project will provide for ADA accessible upgrades and improvements to the children's play area and the comfort station building within Gompers Neighborhood Park to comply with state and federal safety and accessibility guidelines.

The project will also include American with Disabilities Act Title 24 upgrades to the path of travel to the park amenities from the adjacent public street.

Financing

Grant Year	Grant	Fund Type	Funded Amount	Drawn In Program Year	Drawn Thru Program Year
Pre-2015		EN	\$690,000.00	\$100,001.00	\$651,029.00
Total			\$690,000.00	\$100,001.00	\$651,029.00

Proposed Accomplishments

- Public Facilities : 1
- Total Population in Service Area: 4,855
- Census Tract Percent Low / Mod: 84.90

Annual Accomplishments

Years	Accomplishment Narrative	# Benefitting
2012	1st QTR: No CDBG activities have been implemented; the advertisement and award of the construction contract is anticipated in November 2012. 2nd QTR: The bidding process was completed and a bidder was selected; contract award review was pending approval. 3rd QTR: The Pre-Construction meeting was conducted on February 25, 2013; construction operations that was in progress included demolition of the existing playground equipment, concrete walkway, restroom fixtures and site grading. 4th QTR: Grading and sub-drain pipeline installation was completed; restroom plumbing, drainage, partition and fixtures was modified for accessibility upgrades; subsurface concrete placement in the children's play area was completed; installation of playground equipment, resilient surface, irrigation and landscapes began. At FY 2013 year-end, the following activities were completed: demolition of existing playground equipment; installation of grading and sub-drain pipeline; restroom plumbing, drainage and fixtures were modified for accessibility upgrades; and subsurface concrete placement in the children's play area. Installation of playground equipment, resilient surface, irrigation and landscapes was in progress. This project is scheduled to be completed by December 31, 2013. The additional activities conducted during FY 2014 will be reported in the City's FY 2014 CAPER.	



U.S. Department of Housing and Urban Development
Office of Community Planning and Development
Integrated Disbursement and Information System
CDBG Activity Summary Report (GPR) for Program Year 2013
SAN DIEGO

Date: 17-Sep-2014
Time: 18:31
Page: 25

Years	Accomplishment Narrative	# Benefitting
2013	<p>1st QTR: Children's play area was completely installed and protected in place; restroom building upgrades and installation were completed; construction operations of the entire upgrade project completed and a Notice of Completion was prepared; the park was open to the public on August 27, 2013.</p> <p>2nd QTR: Final close out and release of contingency to contractor pending; SLA extension request approved to allow form close-out completion.</p> <p>3rd QTR: Notice of Completion was filed and project prepared for closeout.</p> <p>4th QTR: Preparation of final CDBG closeout documents continued.</p> <p>At FY 2014 year-end, all improvements and upgrades at the Gompers Neighborhood Park were completed and related to improving access to the park's facilities for people with disabilities. This project created a path of travel to the major park amenities from the adjacent street, removed architectural barriers in and around the comfort station, and created an exciting, challenging and universally accessible play area for children and their families to enjoy. The universally accessible playground improvements included two separate play areas: one area for children 2-5 years old and another play area for 6-12 years old.</p>	



U.S. Department of Housing and Urban Development
 Office of Community Planning and Development
 Integrated Disbursement and Information System
 CDBG Activity Summary Report (GPR) for Program Year 2013
 SAN DIEGO

Date: 17-Sep-2014
 Time: 18:31
 Page: 26

PGM Year: 2012
Project: 0002 - Public Facilities and Improvement
IDIS Activity: 6270 - CITY SD-PR-LINDA VISTA COMM-13

Status: Completed 8/12/2013 12:00:00 AM
Location: 7064 Levant St San Diego, CA 92111-6011

Objective: Create suitable living environments
Outcome: Availability/accessibility
Matrix Code: Neighborhood Facilities (03E) **National Objective:** LMA

Initial Funding Date: 07/30/2012

Description:

This project will provide an accessible, shaded picnic area in the Linda Vista Community Park. The improvements include a shade structure with tile roof, lighting and concrete pad with four picnic tables, supplemental perimeter paving with six tables, two barbecues, one hot coal receptacle, two trash receptacles, drinking fountain, American with Disabilities Act parking modifications and accessible walkways, grading, turf and irrigation system adjustments.

Financing

Grant Year	Grant	Fund Type	Funded Amount	Drawn In Program Year	Drawn Thru Program Year
Pre-2015		EN	\$100,000.00	\$0.00	\$100,000.00
Total			\$100,000.00	\$0.00	\$100,000.00

Proposed Accomplishments

Public Facilities : 1
 Total Population in Service Area: 13,851
 Census Tract Percent Low / Mod: 66.50

Annual Accomplishments

Years	Accomplishment Narrative	# Benefitting
2012	1st QTR: No project activities have been implemented; confirmation of the project construction schedule pending. 2nd QTR: The Notice to Proceed was issued on December 6, 2012. 3rd QTR: The contractor obtained the building permit; the picnic shelter was ordered; construction began in March 2013. 4th QTR: Concrete pad was completed; work on picnic shade structure, picnic tables, barbecues, hot coal receptacles and trash receptacles was started; construction was completed and the initial walk-through was performed; items identified in the walk-through were addressed. At FY 2013 year-end, the following improvements were completed: a shade structure with tile roof, lighting and concrete pad with four picnic tables, supplemental perimeter paving with six tables, two barbecues, one hot coal receptacle, two trash receptacles, drinking fountain, American with Disabilities parking modifications and accessible walkways, grading, turf and irrigation system adjustments. All CDBG project activities were completed approximately 5 months ahead of schedule.	



U.S. Department of Housing and Urban Development
 Office of Community Planning and Development
 Integrated Disbursement and Information System
 CDBG Activity Summary Report (GPR) for Program Year 2013
 SAN DIEGO

Date: 17-Sep-2014
 Time: 18:31
 Page: 27

PGM Year: 2012
Project: 0002 - Public Facilities and Improvement
IDIS Activity: 6271 - CITY SD-PR-MEMORIAL POOL-13

Status: Completed 6/30/2014 12:00:00 AM
Location: 2902 Marcy Ave San Diego, CA 92113-2416

Objective: Create suitable living environments
Outcome: Availability/accessibility
Matrix Code: Neighborhood Facilities (03E) **National Objective:** LMA

Initial Funding Date: 07/30/2012

Description:

This project, located in Memorial Community Park in Southeast San Diego, will provide for construction of the pool and children's wet play area. It includes the construction of an 8-lane 25 yard by 25 meter swimming pool, with a covered spectator area to allow multiple programming, community swim lessons, recreational swimming, competitive high school swim meets, and water polo matches. A children's wet play area with permanent adjacent umbrellas for shade, a separate fenced, shaded picnic area, new security lights, an equipment storage area, and more energy efficient pool mechanical equipment will also be included.

Financing

Grant Year	Grant	Fund Type	Funded Amount	Drawn In Program Year	Drawn Thru Program Year
Pre-2015		EN	\$1,661,000.00	\$1,661,000.00	\$1,661,000.00
Total			\$1,661,000.00	\$1,661,000.00	\$1,661,000.00

Proposed Accomplishments

Public Facilities : 1
 Total Population in Service Area: 24,034
 Census Tract Percent Low / Mod: 84.30

Annual Accomplishments

Years	Accomplishment Narrative	# Benefitting
2012	1st QTR: No project activities have been implemented; the bidding process was implemented. 2nd QTR: All bids were rejected and a Bid Opening for the re-bids was conducted; with only one contractor showing up at the mandatory pre-bid meeting, another pre-bid meeting was scheduled. 3rd QTR: Four bidders attended the pre-bid meeting conducted on January 24,2013; only one bidder fulfilled all requirements; bidder was being evaluated for eligibility by the Equal Opportunity Contracting Program. 4th QTR: A contractor was selected as the apparent low bidder; internal City approval pending. At FY 2013 year-end, lack of interested contractors during the City of San Diego formal bidding process caused delays and the need for a second formal bidding process. A contractor was selected in May 2013. This project is scheduled to be completed by December 31, 2013. The additional activities conducted during FY 2014 will be reported in the City's FY 2014.	



U.S. Department of Housing and Urban Development
Office of Community Planning and Development
Integrated Disbursement and Information System
CDBG Activity Summary Report (GPR) for Program Year 2013
SAN DIEGO

Date: 17-Sep-2014
Time: 18:31
Page: 28

Years	Accomplishment Narrative	# Benefitting
2013	<p>1st QTR: Contractor had been selected and the pre-construction meeting took place; demolition of the old pool began.</p> <p>2nd QTR: Pool construction activities began; the concrete shell for the pool was completed; plumbing and retaining wall was near completion.</p> <p>3rd QTR: Plumbing and retaining wall were completed; pool tile and drains were underway; mechanical equipment, perimeter fencing, accessibility improvements and wet play area were completed.</p> <p>4th QTR: Shade structures were received and poles installed; grading, pouring decks and plastering the pool was completed; fill and stabilization occurred the week after; the project was completed.</p> <p>At FY14 year-end, a 8-lane 25 yard by 25 meter swimming pool with a covered spectator area was installed, which allowed for multiple programming, community swim lessons, recreational swimming, competitive high school swim meets, and water polo matches. The new facility also provided a children's wet play area with permanent adjacent umbrellas for shade and a separate fenced and shaded picnic area. New security lights and an equipment storage area were also added.</p>	



U.S. Department of Housing and Urban Development
 Office of Community Planning and Development
 Integrated Disbursement and Information System
 CDBG Activity Summary Report (GPR) for Program Year 2013
 SAN DIEGO

Date: 17-Sep-2014
 Time: 18:31
 Page: 29

PGM Year: 2012
Project: 0002 - Public Facilities and Improvement
IDIS Activity: 6273 - LA MAESTRA-HEART OF CMTY-13

Status: Open
Location: 4060 Fairmount Ave San Diego, CA 92105-1608

Objective: Create suitable living environments
Outcome: Availability/accessibility
Matrix Code: Health Facilities (03P) **National Objective:** LMC

Initial Funding Date: 07/30/2012

Description:

This project will consist of improvements to 1,260 square feet of shell space on the first floor of La Maestra's LEED Gold Certified City Heights Clinic building and will increase access to dental services by adding five dental chairs and equipment.

Financing

Grant Year	Grant	Fund Type	Funded Amount	Drawn In Program Year	Drawn Thru Program Year
Pre-2015		EN	\$110,249.00	\$0.00	\$110,249.00
Total			\$110,249.00	\$0.00	\$110,249.00

Proposed Accomplishments

Public Facilities : 1

Actual Accomplishments

Number assisted:

	Owner		Renter		Total		Person	
	Total	Hispanic	Total	Hispanic	Total	Hispanic	Total	Hispanic
White:	0	0	0	0	0	0		0
Black/African American:	0	0	0	0	0	0	0	0
Asian:	0	0	0	0	0	0	0	0
American Indian/Alaskan Native:	0	0	0	0	0	0	0	0
Native Hawaiian/Other Pacific Islander:	0	0	0	0	0	0	0	0
American Indian/Alaskan Native & White:	0	0	0	0	0	0	0	0
Asian White:	0	0	0	0	0	0	0	0
Black/African American & White:	0	0	0	0	0	0	0	0
American Indian/Alaskan Native & Black/African American:	0	0	0	0	0	0	0	0
Other multi-racial:	0	0	0	0	0	0	0	0
Asian/Pacific Islander:	0	0	0	0	0	0	0	0
Hispanic:	0	0	0	0	0	0	0	0
Total:	0	0	0	0	0	0	0	0
Female-headed Households:	0		0		0			



U.S. Department of Housing and Urban Development
 Office of Community Planning and Development
 Integrated Disbursement and Information System
 CDBG Activity Summary Report (GPR) for Program Year 2013
 SAN DIEGO

Date: 17-Sep-2014
 Time: 18:31
 Page: 30

Income Category:

	Owner	Renter	Total	Person
Extremely Low	0	0	0	0
Low Mod	0	0	0	0
Moderate	0	0	0	0
Non Low Moderate	0	0	0	0
Total	0	0	0	0
Percent Low/Mod				

Annual Accomplishments

Years	Accomplishment Narrative	# Benefiting
2012	<p>1st QTR: Preparation of the RFP and advertisement began.</p> <p>2nd QTR: The RFP and advertisement process was implemented and completed; demolition, framing, water proofing, plumbing, electrical, HVAC, mill work, fire sprinkler, and fire alarm construction activities were completed.</p> <p>3rd QTR: Plumbing, electrical, mill work were completed during this period; CDBG tenant improvement activities were completed; next step is for installation of the dental equipment needed to treat patients.</p> <p>At FY 2013 year-end, CDBG funds were expended for the construction of the dental suite on the first floor of La Maestra's City Heights Health Center. Construction, which utilized environmentally sustainable materials and practices, was completed in March 2013. Dental equipment had been purchased with other funding sources to be installed in July 2013. Client demographics will be reported in FY 2014, once the licensing inspection has been completed and dental services are made available to the low-income residents of San Diego. Final project accomplishments will be reported in the City's FY 2014 CAPER.</p>	
2013	<p>1st QTR: The dental equipment installation was in progress.</p> <p>2nd QTR: Some equipment were installed; funding for additional equipment were needed to begin services.</p> <p>3rd QTR/4th QTR: Two dental chairs were installed; oral health screenings were being performed in the new dental clinic.</p> <p>At FY 2014 year-end, submittal of client demographics was pending. The full scope of preventive, restorative and treatment dental services was scheduled to be available to clients by the end of July 2014. Confirmation of LMI benefit will be reported in the City's FY 2015 CAPER.</p>	



U.S. Department of Housing and Urban Development
 Office of Community Planning and Development
 Integrated Disbursement and Information System
 CDBG Activity Summary Report (GPR) for Program Year 2013
 SAN DIEGO

Date: 17-Sep-2014
 Time: 18:31
 Page: 31

PGM Year: 2012
Project: 0002 - Public Facilities and Improvement
IDIS Activity: 6275 - SD CTR FOR CHILD-CAMPUS-13

Status: Completed 12/31/2013 12:00:00 AM
Location: 3002 Armstrong St San Diego, CA 92111-5702

Objective: Create suitable living environments
Outcome: Availability/accessibility
Matrix Code: Youth Centers (03D) **National Objective:** LMC

Initial Funding Date: 07/30/2012

Description:

This project will consist of three elements.
 1) The Disaster Planning element will include acquiring and installing a generator and water storage system for emergencies that will ensure children have electricity, lighting, and access to safe food, clean drinking water, and temperature controlled prescription medications for three days.
 2) The Exterior Lighting element involves replacing 4 parking lot lights, and 16 exterior building lights to illuminate walkways and play areas.
 3) The Building Improvements element will upgrade and renovate a stand-alone classroom building.
 The center provides services to children and teens with special needs.
 A total of 212 clients will benefit from the facility improvements completed.

Financing

Grant Year	Grant	Fund Type	Funded Amount	Drawn In Program Year	Drawn Thru Program Year
Pre-2015		EN	\$199,840.00	\$188,746.06	\$199,840.00
Total			\$199,840.00	\$188,746.06	\$199,840.00

Proposed Accomplishments

Public Facilities : 1

Actual Accomplishments

Number assisted:

	Owner		Renter		Total		Person	
	Total	Hispanic	Total	Hispanic	Total	Hispanic	Total	Hispanic
White:	0	0	0	0	0	0	67	24
Black/African American:	0	0	0	0	0	0	46	0
Asian:	0	0	0	0	0	0	1	0
American Indian/Alaskan Native:	0	0	0	0	0	0	1	0
Native Hawaiian/Other Pacific Islander:	0	0	0	0	0	0	4	0
American Indian/Alaskan Native & White:	0	0	0	0	0	0	1	1
Asian White:	0	0	0	0	0	0	0	0
Black/African American & White:	0	0	0	0	0	0	3	0
American Indian/Alaskan Native & Black/African American:	0	0	0	0	0	0	1	0
Other multi-racial:	0	0	0	0	0	0	48	42
Asian/Pacific Islander:	0	0	0	0	0	0	0	0



U.S. Department of Housing and Urban Development
 Office of Community Planning and Development
 Integrated Disbursement and Information System
 CDBG Activity Summary Report (GPR) for Program Year 2013
 SAN DIEGO

Date: 17-Sep-2014
 Time: 18:31
 Page: 32

Hispanic:	0	0	0	0	0	0	0	0
Total:	0	0	0	0	0	0	172	67

Female-headed Households: 0 0 0 0 0 0 0 0 0

Income Category:

	Owner	Renter	Total	Person
Extremely Low	0	0	0	122
Low Mod	0	0	0	13
Moderate	0	0	0	8
Non Low Moderate	0	0	0	29
Total	0	0	0	172
Percent Low/Mod				83.1%

Annual Accomplishments

Years	Accomplishment Narrative	# Benefitting
2012	<p>1st QTR: Final design for classroom renovation to ADA standards pending completion.</p> <p>2nd QTR: Design completed and submitted for building permits; RFP process was implemented.</p> <p>3rd QTR: RFP process was completed; permits were approved.</p> <p>4th QTR: The pre-construction meeting is scheduled for May 24, 2013.</p> <p>At FY 2013 year-end, the Notice to Proceed was pending. This project is scheduled to be completed by December 31, 2013. The additional activities conducted during FY 2014 will be reported in the City's FY 2014 CAPER.</p>	
2013	<p>1st QTR: Roofing replacement completed; HVAC system installed and commissioned; new doors and frames installed; new walls framed and drywall completed; stucco "scratch coat" completed; new double pane windows installed; rough plumbing completed; water tank installation completed; electrical "rough in" completed; ADA bathroom FRP wal panels installed; double pane window installation finish work completed; new doors installed; agency passed permit inspections for HVAC and plumbing; agency's CDBG Agreement was extended through 02/28/14 to allow for the purchase and installation of a generator to complete the project.</p> <p>2nd QTR: Occupancy approvals were received for the renovated classrooms; delivery of the generator was pending; custom cable and connector was ordered for February installation to transfer switch.</p> <p>3rd QTR: Client Demographics were reported.</p> <p>At FY 2014 year-end, project activities had been completed. The following three objectives were completed: 1) renovation of an aged two-classroom building, which consisted of new exterior stucco, new roof, new HVAC system, two new ADA compliant bathrooms, flooring and Title 24 insulation, plumbing, lighting and double pane window systems and resulted in providing energy efficient, ADA compliant clean, comfortable, safe learning environment for the students; 2) acquisition and installation of an online pressurized 800 gallon potable water tank to provide a minimum of 72 hours of drinking water and electrical upgrades for the forty plus year old Dietary Kitchen building (which included new electrical distribution panel tied into a new emergency generator transfer switch and associated quick connect hardware), resulting in access to three days of power for the residential treatment program cottages and power to the kitchen and nursing station to safely store necessary food and medications and clean drinking water for three days in the event of a power outage or other emergency; and 3) installation of new parking lot lights, which resulted in improved access to pathways throughout the campus to augment existing lighting and increase the efficiency and performance of the security camera system for increased client safety. A total of 160 clients benefited from the improvements.</p>	
2014	FY15 Year-End: Additional demographics was reported by Agency.	



U.S. Department of Housing and Urban Development
 Office of Community Planning and Development
 Integrated Disbursement and Information System
 CDBG Activity Summary Report (GPR) for Program Year 2013
 SAN DIEGO

Date: 17-Sep-2014
 Time: 18:31
 Page: 33

PGM Year: 2012
Project: 0002 - Public Facilities and Improvement
IDIS Activity: 6276 - SAN YSIDRO HLTH CTR-DENTAL-13

Status: Completed 12/31/2013 12:00:00 AM **Objective:** Create suitable living environments
Location: 8110 Birmingham Way San Diego, CA 92123-2758 **Outcome:** Availability/accessibility
Matrix Code: Health Facilities (03P) **National Objective:** LMC

Initial Funding Date: 07/30/2012

Description:
 This project involves increasing assignable clinic space from the existing 1,200 square feet to approximately 5,000 square feet, expanding the San Diego Children's Dental Clinic from a 5 dental chair clinic to a 12 chair clinic, and providing additional space to accommodate patient- and family-occupied areas such as a reception area, waiting room and patient bathroom.

Financing

Grant Year	Grant	Fund Type	Funded Amount	Drawn In Program Year	Drawn Thru Program Year
Pre-2015		EN	\$1,459,179.93	\$1,060,036.66	\$1,459,179.93
Total			\$1,459,179.93	\$1,060,036.66	\$1,459,179.93

Proposed Accomplishments
 Public Facilities : 1

Actual Accomplishments

Number assisted:

	Owner		Renter		Total		Person	
	Total	Hispanic	Total	Hispanic	Total	Hispanic	Total	Hispanic
White:	0	0	0	0	0	0	20	11
Black/African American:	0	0	0	0	0	0	5	0
Asian:	0	0	0	0	0	0	4	0
American Indian/Alaskan Native:	0	0	0	0	0	0	3	1
Native Hawaiian/Other Pacific Islander:	0	0	0	0	0	0	0	0
American Indian/Alaskan Native & White:	0	0	0	0	0	0	0	0
Asian White:	0	0	0	0	0	0	0	0
Black/African American & White:	0	0	0	0	0	0	0	0
American Indian/Alaskan Native & Black/African American:	0	0	0	0	0	0	0	0
Other multi-racial:	0	0	0	0	0	0	260	223
Asian/Pacific Islander:	0	0	0	0	0	0	0	0
Hispanic:	0	0	0	0	0	0	0	0
Total:	0	0	0	0	0	0	292	235
Female-headed Households:	0		0		0			



U.S. Department of Housing and Urban Development
 Office of Community Planning and Development
 Integrated Disbursement and Information System
 CDBG Activity Summary Report (GPR) for Program Year 2013
 SAN DIEGO

Date: 17-Sep-2014
 Time: 18:31
 Page: 34

Income Category:

	Owner	Renter	Total	Person
Extremely Low	0	0	0	258
Low Mod	0	0	0	23
Moderate	0	0	0	11
Non Low Moderate	0	0	0	0
Total	0	0	0	292
Percent Low/Mod				100.0%

Annual Accomplishments

Years	Accomplishment Narrative	# Benefitting
2012	<p>1st QTR: The RFP process was implemented.</p> <p>2nd QTR: The RFP process was completed and agreements were executed with two vendors selected.</p> <p>3rd QTR: The design development phase was finalized and the construction documents phase implemented; a timeline for the construction drawings to be completed was created; the RFP was finalized and scheduled to be advertised in April 2013.</p> <p>4th QTR: A mandatory bidder's conference and job walk was held on May 2, 2013; a second job walk was conducted on May 21, 2013; bids were due on June 3, 2013; six bid proposals were collected and reviewed; a general contractor was selected.</p> <p>At FY 2013 year-end, the bidding process was completed. This project is scheduled to be completed by December 31, 2013. The additional activities conducted during FY 2014 will be reported in the City's FY 2014 CAPER.</p>	
2013	<p>1st QTR: The general contractor mobilized and started construction on August 12, 2013; the construction area was segregated by setting up containment walls, removing exterior windows and placing negative air machines with high-efficiency particulate air filters that reduce dust particles generated from construction; the demolition phase started on August 15, 2013 and was completed in the next month; rough electrical, rough mechanical and rough plumbing systems work was completed, which passed City of San Diego's Development Services Department's inspections; the drywall screw inspection was also passed; the City of San Diego Fire-Rescue Department conducted a 24-hour pressure test of the medical gases systems and it passed too; work on taping, texturing of the drywall in preparation to prime the walls was in the process of being completed.</p> <p>2nd QTR: The facility was painted and all of the cabinetry installed; ceiling tiles and ceiling lights were installed; the floor was inspected for squeaks, with all problem areas identified and fixed; floor preparation, including floating the floor and installing the linoleum was completed; CDBG project activities were completed in December 2013; the Certificate of Occupancy was received on December 11, 2013.</p> <p>FY14 Year-End: The CDBG construction project was completed in early December 2013. The newly expanded clinic encompasses 4,562 square feet of space in Rady Children's Hospital Building 28. This newly completed expansion resulted in 10 new dental operatories which include 3 quiet rooms, new panoramic x-ray, waiting room, recovery room, and a new medical gas system design to provide services for medically-fragile children. In addition to the new CDBG funded clinical space, San Ysidro Health Center funded a resident office, sterilization room, dental lab, staff lounge and training room which support the delivery of clinical dental care services and education of the pediatric dental residents. A total of 292 City of San Diego LMI clients benefited from the improvements upon completion.</p>	



U.S. Department of Housing and Urban Development
 Office of Community Planning and Development
 Integrated Disbursement and Information System
 CDBG Activity Summary Report (GPR) for Program Year 2013
 SAN DIEGO

Date: 17-Sep-2014
 Time: 18:31
 Page: 35

PGM Year: 2012
Project: 0002 - Public Facilities and Improvement
IDIS Activity: 6277 - UPAC-SEISMIC-13

Status: Completed 6/4/2014 12:00:00 AM
Location: 1031 25th St San Diego, CA 92102-2102

Objective: Create suitable living environments
Outcome: Availability/accessibility
Matrix Code: Neighborhood Facilities (03E) **National Objective:** LMC

Initial Funding Date: 07/30/2012

Description:

This project will consist of seismic strengthening, security enhancement, ADA compliance, and water infiltration elimination into the basement (community room). UPAC's facility serves a diverse population of children, adolescents and adults who are low to moderate income and many are limited English proficient. Services are provided in the following areas: Adult Mental Health; Child & Adolescent Mental Health; Health Promotion & Disease Prevention; Child & Youth Development; Senior Care; Community Development; and Economic Development. A total of 3,100 clients will benefit from the facility improvements upon completion.

Financing

Grant Year	Grant	Fund Type	Funded Amount	Drawn In Program Year	Drawn Thru Program Year
Pre-2015		EN	\$278,125.95	\$140,249.75	\$278,125.95
Total			\$278,125.95	\$140,249.75	\$278,125.95

Proposed Accomplishments

Public Facilities : 1

Actual Accomplishments

Number assisted:

	Owner		Renter		Total		Person	
	Total	Hispanic	Total	Hispanic	Total	Hispanic	Total	Hispanic
White:	0	0	0	0	0	0	752	244
Black/African American:	0	0	0	0	0	0	230	0
Asian:	0	0	0	0	0	0	1,691	0
American Indian/Alaskan Native:	0	0	0	0	0	0	8	0
Native Hawaiian/Other Pacific Islander:	0	0	0	0	0	0	805	9
American Indian/Alaskan Native & White:	0	0	0	0	0	0	0	0
Asian White:	0	0	0	0	0	0	211	0
Black/African American & White:	0	0	0	0	0	0	8	0
American Indian/Alaskan Native & Black/African American:	0	0	0	0	0	0	0	0
Other multi-racial:	0	0	0	0	0	0	285	202
Asian/Pacific Islander:	0	0	0	0	0	0	0	0
Hispanic:	0	0	0	0	0	0	0	0



U.S. Department of Housing and Urban Development
 Office of Community Planning and Development
 Integrated Disbursement and Information System
 CDBG Activity Summary Report (GPR) for Program Year 2013
 SAN DIEGO

Date: 17-Sep-2014
 Time: 18:31
 Page: 36

Total: 0 0 0 0 0 0 3,990 455

Female-headed Households: 0 0 0 0

Income Category:

	Owner	Renter	Total	Person
Extremely Low	0	0	0	1,422
Low Mod	0	0	0	2,275
Moderate	0	0	0	293
Non Low Moderate	0	0	0	0
Total	0	0	0	3,990
Percent Low/Mod	100.0%			

Annual Accomplishments

Years	Accomplishment Narrative	# Benefitting
2012	<p>1st QTR: Project plans and permitting process pending completion.</p> <p>2nd QTR: RFP process was implemented for Construction Management and Project Management.</p> <p>3rd QTR: The bidding process for construction and project management was completed and a bidder selected; the RFP process was implemented for the general contractor in Janaury 2013.</p> <p>4th QTR: Contractor was requested to submit their subcontractors information and insurance certificates, Davis Bacon Prevailing Wage General Decision Number with date and highlighted trades that will be working on project, and Workforce Reports prior to the scheduling of the Pre-Construction meeting; the Pre-Construction meeting was conducted on April 18, 2013; the Notice to Proceed was issued on April 24, 2013; construction activities commenced on April 29, 2013; contractor began excavations of soils and reinforcement of structure in preparation for seismic scope; exterior waterproofing work was completed; seismic retrofit work was 80% completed; contractor dug footings for pads; concrete was poured and was in the process of curing; and the horizontal chairlift was purchased and ordered.</p> <p>At FY 2013 year-end, project activities were implemented in April 2013. The exterior waterproofing, concrete had been poured and was in the process of curing. This project is scheduled to be completed by December 31, 2013. The additional activities conducted during FY 2014 will be reported in the City's FY 2014 CAPER.</p>	
2013	<p>1st QTR: Rough carpentry stair construction was completed; plan comments from the City of San Diego were being addressed; existing lighting controls were removed and replaced; exterior waterproofing work was completed; seismic retrofit work was completed; interior/exterior security camera installation was completed; door hardware installation was in progress, with 80% completed.</p> <p>2nd QTR: Progress continued on the door hardware installation; work on the downstairs horizontal platform lift was in the process of being reviewed by the City; exterior waterproofing work was completed; seismic retrofit was completed; interior/exterior security camera installation was completed; agency's CDBG Agreement was extended through 02/14/14 to complete project activities.</p> <p>3rd QTR: Door hardware installation was completed; work in the downstairs horizontal platform lift was completed; the lift installation was inspected and approved by the City of San Diego; the lift was scheduled to be inspected by the State Inspector on February 3, 2014.</p> <p>FY14 Year-End: The existing foundation, the footing and structural beams was fixed and/or replaced to bring the building foundation up to current California Seismic and structural codes. The ramp to the conference and storage room was retrofitted and a chair lift installed to allow disability access. A security camera for the front waiting room and the front sidewalk entrance was installed. The cement wall was built for the waterproofing membrane at the basement storage room wall. A total of 3,990 clients benefited from the facility improvements upon completion.</p>	



U.S. Department of Housing and Urban Development
 Office of Community Planning and Development
 Integrated Disbursement and Information System
 CDBG Activity Summary Report (GPR) for Program Year 2013
 SAN DIEGO

Date: 17-Sep-2014
 Time: 18:31
 Page: 37

PGM Year: 2012
Project: 0002 - Public Facilities and Improvement
IDIS Activity: 6278 - URBAN CORPS-CAMPUS-13

Status: Completed 1/31/2014 12:00:00 AM
Location: 3127 Jefferson St San Diego, CA 92110-4422

Objective: Create suitable living environments
Outcome: Availability/accessibility
Matrix Code: Youth Centers (03D) **National Objective:** LMC

Initial Funding Date: 07/30/2012

Description:

This project will consist of the acquisition and installation of security camera and additional external lighting needed to ensure the cameras work effectively, parking lot repair and improvements, rooftop garden waterproof membrane repair, and fencing to enable a secure campus.
 A total of 400 clients will benefit from the facility improvements completed.

Financing

Grant Year	Grant	Fund Type	Funded Amount	Drawn In Program Year	Drawn Thru Program Year
Pre-2015		EN	\$352,901.00	\$313,244.00	\$352,901.00
Total			\$352,901.00	\$313,244.00	\$352,901.00

Proposed Accomplishments

Public Facilities : 1

Actual Accomplishments

Number assisted:

	Owner		Renter		Total		Person	
	Total	Hispanic	Total	Hispanic	Total	Hispanic	Total	Hispanic
White:	0	0	0	0	0	0	358	243
Black/African American:	0	0	0	0	0	0	91	0
Asian:	0	0	0	0	0	0	6	0
American Indian/Alaskan Native:	0	0	0	0	0	0	0	0
Native Hawaiian/Other Pacific Islander:	0	0	0	0	0	0	6	0
American Indian/Alaskan Native & White:	0	0	0	0	0	0	0	0
Asian White:	0	0	0	0	0	0	0	0
Black/African American & White:	0	0	0	0	0	0	0	0
American Indian/Alaskan Native & Black/African American:	0	0	0	0	0	0	0	0
Other multi-racial:	0	0	0	0	0	0	123	0
Asian/Pacific Islander:	0	0	0	0	0	0	0	0
Hispanic:	0	0	0	0	0	0	0	0
Total:	0	0	0	0	0	0	584	243



U.S. Department of Housing and Urban Development
 Office of Community Planning and Development
 Integrated Disbursement and Information System
 CDBG Activity Summary Report (GPR) for Program Year 2013
 SAN DIEGO

Date: 17-Sep-2014
 Time: 18:31
 Page: 38

Female-headed Households: 0 0 0

Income Category:

	Owner	Renter	Total	Person
Extremely Low	0	0	0	330
Low Mod	0	0	0	157
Moderate	0	0	0	75
Non Low Moderate	0	0	0	22
Total	0	0	0	584
Percent Low/Mod				96.2%

Annual Accomplishments

Years	Accomplishment Narrative	# Benefiting
2012	<p>1st QTR: Bidding process was implemented; however, due to lack of response, the bid was reposted with an October deadline.</p> <p>2nd QTR: Bidding process completed; agreement with General Contractor pending execution.</p> <p>3rd QTR: The General Contractor agreement was executed; agreements with subcontractors were pending execution in January 2013.</p> <p>4th QTR: The Pre-Construction meeting was held on April 8, 2013; The Notice to Proceed was issued on April 12, 2013; the camera lighting plan was approved and the security equipment was purchased; the electrical designs and the over the counter permit was pending; the construction schedule was finalized.</p> <p>At FY 2013 year-end, the bidding process was completed with construction activities scheduled to begin in July 2013. This project is scheduled to be completed by December 31, 2013. The additional activities conducted during FY 2014 will be reported in the City's FY 2014 CAPER.</p>	
2013	<p>1st QTR: Concrete Installation-the back parking lot concrete was demolished and removed; re-grading, sloping and compact sub-grade took place the week of July 8th; installation of re-bar, placing and pouring of concrete was completed the week of July 15th; final restriping and joint caulking was finished the week of July 22nd; Lights & Security Cameras Installation-the conduit location for the security cameras were completed week of July 15th; saw cutting and removal of asphalt for trenches to install electrical was completed the week of July 8th-July 22nd; hardware of all cameras were installed the week of July 15th; installation of light poles and wall mounted lights were completed; installation of camera servers were completed; the installation of all security cameras were completed and all security cameras were operational; Roof Top Garden-construction to replace teh membrane was completed in September 2013; Fencing-removal of old chainlink fence and installation of new fence lines around the perimeter of the Moore Street parking lot was completed; a a new fence was erected at the Jefferson Street location to enclose teh lunch area location.</p> <p>2nd QTR: The rolling fence doors for the Moore Street was installed.</p> <p>FY14 Year-End: Project completion included demolition and replacement of an unsafe parking lot, improvements to surrounding facility fencing to two locations (Jefferson Street & Moore Street) for additional campus security, replacement of a cracked and unstable roof-top waterproof membrane and the addition of much needed external lighting & installation of security camera systems to provide a more secure campus. These improvements have and will continue to help un-served and under-employed young adults who have not yet attained a high school diploma. Most of these adults reside in low-income neighborhoods throughout the City of San Diego. The project outcome has aided in providing these low to moderate income clients to have an improved access to services for the purpose of creating a suitable living environment. A total of 584 unduplicated clients benefited from the improvements upon completion.</p>	



U.S. Department of Housing and Urban Development
 Office of Community Planning and Development
 Integrated Disbursement and Information System
 CDBG Activity Summary Report (GPR) for Program Year 2013
 SAN DIEGO

Date: 17-Sep-2014
 Time: 18:31
 Page: 39

PGM Year: 2012
Project: 0003 - Economic Development/Small Business Assistance
IDIS Activity: 6279 - ACCESS-MICROENTERPRISE-13

Status: Completed 8/8/2013 12:00:00 AM **Objective:** Create economic opportunities
Location: 2612 Daniel Ave San Diego, CA 92111-5802 **Outcome:** Availability/accessibility
Matrix Code: Micro-Enterprise Assistance (18C) **National Objective:** LMCMC

Initial Funding Date: 07/30/2012

Description:

The target population to be served will be immigrants, immigrant victims of domestic violence and high risk youth. Orientations are given regarding entrepreneurship and microenterprise development to select potential microentrepreneurs. These clients will receive group and one-on-one instruction in the basics of business development and each will develop a business plan. The program will consist of classes covering capital development, small business management and other topics. Clients will receive ongoing consultation, once their microenterprise business has been established. A total of 18 businesses will be assisted.

Financing

Grant Year	Grant	Fund Type	Funded Amount	Drawn In Program Year	Drawn Thru Program Year
Pre-2015		EN	\$48,772.17	\$0.00	\$48,772.17
Total			\$48,772.17	\$0.00	\$48,772.17

Proposed Accomplishments

Businesses : 18

Actual Accomplishments

Number assisted:

	Owner		Renter		Total		Person	
	Total	Hispanic	Total	Hispanic	Total	Hispanic	Total	Hispanic
White:	0	0	0	0	0	0	5	4
Black/African American:	0	0	0	0	0	0	0	0
Asian:	0	0	0	0	0	0	0	0
American Indian/Alaskan Native:	0	0	0	0	0	0	0	0
Native Hawaiian/Other Pacific Islander:	0	0	0	0	0	0	1	0
American Indian/Alaskan Native & White:	0	0	0	0	0	0	0	0
Asian White:	0	0	0	0	0	0	0	0
Black/African American & White:	0	0	0	0	0	0	0	0
American Indian/Alaskan Native & Black/African American:	0	0	0	0	0	0	0	0
Other multi-racial:	0	0	0	0	0	0	37	37
Asian/Pacific Islander:	0	0	0	0	0	0	0	0



U.S. Department of Housing and Urban Development
 Office of Community Planning and Development
 Integrated Disbursement and Information System
 CDBG Activity Summary Report (GPR) for Program Year 2013
 SAN DIEGO

Date: 17-Sep-2014
 Time: 18:31
 Page: 40

Hispanic:	0	0	0	0	0	0	0	0
Total:	0	0	0	0	0	0	43	41

Female-headed Households: 0 0 0 0 0 0 0 0 0

Income Category:

	Owner	Renter	Total	Person
Extremely Low	0	0	0	6
Low Mod	0	0	0	35
Moderate	0	0	0	2
Non Low Moderate	0	0	0	0
Total	0	0	0	43
Percent Low/Mod				100.0%

Annual Accomplishments

Years	Accomplishment Narrative	# Benefitting
2012	<p>1st QTR: A total of 5 microenterprise businesses were assisted (4 new businesses; 1 existing business); a total of 13 new, unduplicated clients were assisted during this period.</p> <p>2nd QTR: A total of 6 microenterprise businesses were assisted (4 new businesses; 2 existing businesses); a total of 12 new, unduplicated clients were assisted during this period.</p> <p>3rd QTR: A total of 10 microenterprise businesses were assisted (9 new businesses; 1 existing business); a total of 10 new, unduplicated clients were assisted during this period.</p> <p>4th QTR: A total of 8 microenterprise businesses were assisted (7 new businesses; 1 existing business); a total of 8 new, unduplicated clients were assisted during this period.</p> <p>At FY 2013 year-end, a total of 29 microenterprise businesses (24 new businesses; 5 expanding businesses) were assisted and a total of 43 unduplicated LMI clients were served. Most of the clients served established a small business in house cleaning services and were female, single mothers. Others started a business in alteration services, landscaping, jumper rentals, auto detailing, and non-store retailers. The total number of businesses assisted in prior years that were still open as of June 30, 2013 were as follows: FY 2012 - 3 businesses; FY 2011 - 1 business; FY 2010 - 1 business; FY 2009 - 6 businesses.</p>	



U.S. Department of Housing and Urban Development
 Office of Community Planning and Development
 Integrated Disbursement and Information System
 CDBG Activity Summary Report (GPR) for Program Year 2013
 SAN DIEGO

Date: 17-Sep-2014
 Time: 18:31
 Page: 41

PGM Year: 2012
Project: 0003 - Economic Development/Small Business Assistance
IDIS Activity: 6282 - INTER RESCUE COMM-MICROENT-13

Status: Completed 8/14/2013 12:00:00 AM **Objective:** Create economic opportunities
Location: 5348 University Ave Ste 205 San Diego, CA 92105-8025 **Outcome:** Availability/accessibility
Matrix Code: Micro-Enterprise Assistance (18C) **National Objective:** LMCMC

Initial Funding Date: 07/30/2012

Description:

This project offers microenterprise technical assistance, classroom trainings and workshops, and loan underwriting (non-CDBG funding sources) and packaging assistance to low-income entrepreneurs to help them build profitable small businesses that create jobs.

This project will focus on two highly popular and potentially lucrative business sectors: food farming and childcare.

General business development services, including business planning, marketing, promotion, advertising, and licensing assistance will also be provided to entrepreneurs involved in a variety of other industries as needed, including: taxi and sedan services, arts and craft vendors, retail stores, beauty and hair salons, and vehicle maintenance and repair businesses.

A total of 30 businesses will be assisted.

Financing

Grant Year	Grant	Fund Type	Funded Amount	Drawn In Program Year	Drawn Thru Program Year
Pre-2015		EN	\$105,350.34	\$0.00	\$105,350.34
Total			\$105,350.34	\$0.00	\$105,350.34

Proposed Accomplishments

Businesses : 30

Actual Accomplishments

Number assisted:

	Owner		Renter		Total		Person	
	Total	Hispanic	Total	Hispanic	Total	Hispanic	Total	Hispanic
White:	0	0	0	0	0	0	17	1
Black/African American:	0	0	0	0	0	0	38	0
Asian:	0	0	0	0	0	0	13	0
American Indian/Alaskan Native:	0	0	0	0	0	0	0	0
Native Hawaiian/Other Pacific Islander:	0	0	0	0	0	0	0	0
American Indian/Alaskan Native & White:	0	0	0	0	0	0	1	1
Asian White:	0	0	0	0	0	0	0	0
Black/African American & White:	0	0	0	0	0	0	0	0
American Indian/Alaskan Native & Black/African American:	0	0	0	0	0	0	1	0
Other multi-racial:	0	0	0	0	0	0	3	1
Asian/Pacific Islander:	0	0	0	0	0	0	0	0



U.S. Department of Housing and Urban Development
 Office of Community Planning and Development
 Integrated Disbursement and Information System
 CDBG Activity Summary Report (GPR) for Program Year 2013
 SAN DIEGO

Date: 17-Sep-2014
 Time: 18:31
 Page: 42

Hispanic:	0	0	0	0	0	0	0	0
Total:	0	0	0	0	0	0	73	3

Female-headed Households: 0 0 0 0 0 0 0 0 0

Income Category:

	Owner	Renter	Total	Person
Extremely Low	0	0	0	62
Low Mod	0	0	0	9
Moderate	0	0	0	2
Non Low Moderate	0	0	0	0
Total	0	0	0	73
Percent Low/Mod				100.0%

Annual Accomplishments

Years	Accomplishment Narrative	# Benefitting
2012	<p>1st QTR: A total of 5 microenterprise businesses (4 new businesses; 1 existing business) were assisted; a total of 43 new unduplicated clients were assisted during this period.</p> <p>2nd QTR: A total of 8 microenterprise businesses (3 new businesses; 5 existing businesses) were assisted; a total of 14 new unduplicated clients were assisted during this period.</p> <p>3rd QTR: A total of 4 microenterprise businesses (1 new business; 3 existing businesses) were assisted; a total of 9 new unduplicated clients were assisted during this period.</p> <p>4th QTR: A total of 3 microenterprise businesses (3 new business) were assisted; a total of 7 new unduplicated clients were assisted during this period.</p> <p>At FY 2013 year-end, a total of 27 microenterprise businesses were assisted (11 new businesses; 16 expanding businesses) and a total of 73 unduplicated clients were served. One-on-one technical assistance, classroom training and business loan underwriting (utilizing another funding source) were provided to clients. Of the 16 existing expanding businesses assisted, a total of 7 continued to receive assistance after the close of the fiscal year to meet their expansion objectives.</p>	



U.S. Department of Housing and Urban Development
 Office of Community Planning and Development
 Integrated Disbursement and Information System
 CDBG Activity Summary Report (GPR) for Program Year 2013
 SAN DIEGO

Date: 17-Sep-2014
 Time: 18:31
 Page: 43

PGM Year: 2012
Project: 0003 - Economic Development/Small Business Assistance
IDIS Activity: 6283 - SD HSG COMM-MICROENTERPRISE-13

Status: Completed 8/26/2013 12:00:00 AM
Location: 1045 11th Ave San Diego, CA 92101-5601

Objective: Create economic opportunities
Outcome: Availability/accessibility
Matrix Code: Micro-Enterprise Assistance (18C) **National Objective:** LMCMC

Initial Funding Date: 07/30/2012

Description:

This project will outreach to Section 8, public housing residents, returning veterans, disabled veterans and other populations meeting HUD guidelines. The project will provide training, business plan development, and technical assistance. Three sections of a 10-12 week curriculum will be delivered every four months. A total of 26 businesses will be assisted.

Financing

Grant Year	Grant	Fund Type	Funded Amount	Drawn In Program Year	Drawn Thru Program Year
Pre-2015		EN	\$59,937.73	\$0.00	\$59,937.73
Total			\$59,937.73	\$0.00	\$59,937.73

Proposed Accomplishments

Businesses : 26

Actual Accomplishments

Number assisted:

	Owner		Renter		Total		Person	
	Total	Hispanic	Total	Hispanic	Total	Hispanic	Total	Hispanic
White:	0	0	0	0	0	0	23	17
Black/African American:	0	0	0	0	0	0	27	0
Asian:	0	0	0	0	0	0	4	0
American Indian/Alaskan Native:	0	0	0	0	0	0	1	0
Native Hawaiian/Other Pacific Islander:	0	0	0	0	0	0	0	0
American Indian/Alaskan Native & White:	0	0	0	0	0	0	0	0
Asian White:	0	0	0	0	0	0	0	0
Black/African American & White:	0	0	0	0	0	0	0	0
American Indian/Alaskan Native & Black/African American:	0	0	0	0	0	0	1	0
Other multi-racial:	0	0	0	0	0	0	4	2
Asian/Pacific Islander:	0	0	0	0	0	0	0	0
Hispanic:	0	0	0	0	0	0	0	0
Total:	0	0	0	0	0	0	60	19



U.S. Department of Housing and Urban Development
 Office of Community Planning and Development
 Integrated Disbursement and Information System
 CDBG Activity Summary Report (GPR) for Program Year 2013
 SAN DIEGO

Date: 17-Sep-2014
 Time: 18:31
 Page: 44

Female-headed Households: 0 0 0

Income Category:

	Owner	Renter	Total	Person
Extremely Low	0	0	0	45
Low Mod	0	0	0	12
Moderate	0	0	0	3
Non Low Moderate	0	0	0	0
Total	0	0	0	60
Percent Low/Mod				100.0%

Annual Accomplishments

Years	Accomplishment Narrative	# Benefitting
2012	<p>1st QTR: An RFP process was completed and a contractor was selected to provide direct project activities to clients; client services began in September 2012; 16 new, unduplicated clients (non-business owners) were enrolled; 8 classes were conducted; no businesses were established or expanded during this period.</p> <p>2nd QTR: Existing clients continued to receive training; topics covered include: Business Plan Part I and Part II, Marketing, Sales & Marketing, Image, Social Media, Finance, Accounting, Control, and Small Business Financing.</p> <p>3rd QTR: A second session of training was implemented in January 2013; 27 new, unduplicated clients (non-business owners) were enrolled.</p> <p>4th QTR: The Session II of training was completed on April 9, 2013; Session III was implemented on that same date; 17 new, unduplicated clients (non-business owners) participated.</p> <p>At FY 2013 year-end, a total of 26 microenterprise businesses were assisted (new businesses) and a total of 60 unduplicated clients were served. Three separate program sessions were conducted. Each class period was three hours long, meeting once per week and was conducted at the San Diego Housing Commission Achievement Academy. The following topics were covered: Program Administrative Details, Business Planning, Marketing, Administration and Control, Financing, Small Business Taxes, Microloan Programs, Quickbooks Training, and Small Business as the Employer. A subcontractor was utilized to conduct the trainings. Each participant received the option for individual counseling throughout each 10-12 week sessions, including follow-up after the program concluded to allow for business plan development, technical assistance or any additional assistance required.</p>	



U.S. Department of Housing and Urban Development
 Office of Community Planning and Development
 Integrated Disbursement and Information System
 CDBG Activity Summary Report (GPR) for Program Year 2013
 SAN DIEGO

Date: 17-Sep-2014
 Time: 18:31
 Page: 45

PGM Year: 2012
Project: 0003 - Economic Development/Small Business Assistance
IDIS Activity: 6284 - UPAC-ECON DEV-13

Status: Completed 8/8/2013 12:00:00 AM
Location: 1031 25th St San Diego, CA 92102-2102

Objective: Create economic opportunities
Outcome: Availability/accessibility
Matrix Code: Micro-Enterprise Assistance (18C) **National Objective:** LMCMC

Initial Funding Date: 07/30/2012

Description:

This project provides culturally competent outreach, education, and technical assistance to potential entrepreneurs who are interested in establishing new micro-business, and existing micro-entrepreneurs hoping to expand their businesses.

Through small business development workshops, prospective entrepreneurs increase their understanding of: 1) small business principles; 2) business planning and development; 3) fiscal management; 4) marketing; 5) financial requirements and responsibilities; 6) access to capital, taxes, licensing and permits; and 7) other support services.

A total of 51 businesses will be assisted.

Financing

Grant Year	Grant	Fund Type	Funded Amount	Drawn In Program Year	Drawn Thru Program Year
Pre-2015		EN	\$115,966.79	\$0.00	\$115,966.79
Total			\$115,966.79	\$0.00	\$115,966.79

Proposed Accomplishments

Businesses : 51

Actual Accomplishments

Number assisted:

	Owner		Renter		Total		Person	
	Total	Hispanic	Total	Hispanic	Total	Hispanic	Total	Hispanic
White:	0	0	0	0	0	0		0
Black/African American:	0	0	0	0	0	0	10	0
Asian:	0	0	0	0	0	0	72	0
American Indian/Alaskan Native:	0	0	0	0	0	0	0	0
Native Hawaiian/Other Pacific Islander:	0	0	0	0	0	0	0	0
American Indian/Alaskan Native & White:	0	0	0	0	0	0	0	0
Asian White:	0	0	0	0	0	0	0	0
Black/African American & White:	0	0	0	0	0	0	0	0
American Indian/Alaskan Native & Black/African American:	0	0	0	0	0	0	0	0
Other multi-racial:	0	0	0	0	0	0	3	2
Asian/Pacific Islander:	0	0	0	0	0	0	0	0
Hispanic:	0	0	0	0	0	0	0	0



U.S. Department of Housing and Urban Development
 Office of Community Planning and Development
 Integrated Disbursement and Information System
 CDBG Activity Summary Report (GPR) for Program Year 2013
 SAN DIEGO

Date: 17-Sep-2014
 Time: 18:31
 Page: 46

Total:	0	0	0	0	0	0	85	2	
Female-headed Households:	0		0		0				
<i>Income Category:</i>									
	Owner	Renter	Total						Person
Extremely Low	0	0	0						41
Low Mod	0	0	0						39
Moderate	0	0	0						5
Non Low Moderate	0	0	0						0
Total	0	0	0						85
Percent Low/Mod									100.0%

Annual Accomplishments

Years	Accomplishment Narrative	# Benefiting
2012	<p>1st QTR: A total of 9 microenterprise businesses were assisted (6 new businesses; 3 existing businesses); a total of 15 new, unduplicated clients were assisted.</p> <p>2nd QTR: A total of 8 microenterprise businesses were assisted (3 new businesses; 5 existing businesses); a total of 20 new, unduplicated clients were assisted.</p> <p>3rd QTR: A total of 19 microenterprise businesses were assisted (12 new businesses; 7 existing businesses); a total of 26 new, unduplicated clients were assisted.</p> <p>4th QTR: A total of 16 microenterprise businesses were assisted (14 new businesses; 2 existing businesses); a total of 24 new, unduplicated clients were assisted.</p> <p>At FY 2013 year-end, a total of 52 microenterprise businesses were assisted (35 new businesses; 17 expanding businesses) and a total of 85 unduplicated clients were served. There were 8 small business development workshops provided, in which participants were trained on the following topics: How to Start a Business; How to Write a Business Plan; How to Lease, to Buy and to Sell a Business; Business Licenses and Permits; Business Tax and Bookkeeping; and How to Borrow Money for a Business. Business Counselors conducted individual follow-ups, providing one-on-one technical assistance to clients. The businesses assisted were primarily beauty/nail salon or booth, barber shop, on-line and home-based business, mobile food service, child care, and taxi service. The total number of businesses assisted in prior years that were still open as of June 30, 2013 were as follows: FY 2012 - 39 businesses; FY 2011 - 20 businesses; FY 2010 - 13 businesses; FY 2009 - 11 businesses.</p>	



U.S. Department of Housing and Urban Development
 Office of Community Planning and Development
 Integrated Disbursement and Information System
 CDBG Activity Summary Report (GPR) for Program Year 2013
 SAN DIEGO

Date: 17-Sep-2014
 Time: 18:31
 Page: 47

PGM Year: 2012
Project: 0004 - Residential Rehabilitation
IDIS Activity: 6285 - BURN INST-SR SMOKE ALARM-13

Status: Completed 8/8/2013 12:00:00 AM
Location: 4600 Lamont St Unit 4-211 San Diego, CA 92109-3533

Objective: Provide decent affordable housing
Outcome: Availability/accessibility
Matrix Code: Rehab; Single-Unit Residential (14A) **National Objective:** LMH

Initial Funding Date: 07/30/2012

Description:

This project helps reduce burn injuries and death among seniors, 62 years and older, by installing smoke alarms free of charge to seniors who own their home, have a low to moderate income level, and do not have working smoke alarms. Dual smoke alarms (ionization and photoelectric) and carbon monoxide detectors are installed, as well as the 10 year lithium batteries that make the devices operable. A total of 264 households will be served.

Financing

Grant Year	Grant	Fund Type	Funded Amount	Drawn In Program Year	Drawn Thru Program Year
Pre-2015		EN	\$22,195.26	\$0.00	\$22,195.26
Total			\$22,195.26	\$0.00	\$22,195.26

Proposed Accomplishments

Housing Units : 264

Actual Accomplishments

Number assisted:

	Owner		Renter		Total		Person	
	Total	Hispanic	Total	Hispanic	Total	Hispanic	Total	Hispanic
White:	128	27	0	0	128	27	0	0
Black/African American:	34	0	0	0	34	0	0	0
Asian:	15	0	0	0	15	0	0	0
American Indian/Alaskan Native:	0	0	0	0	0	0	0	0
Native Hawaiian/Other Pacific Islander:	0	0	0	0	0	0	0	0
American Indian/Alaskan Native & White:	1	0	0	0	1	0	0	0
Asian White:	0	0	0	0	0	0	0	0
Black/African American & White:	0	0	0	0	0	0	0	0
American Indian/Alaskan Native & Black/African American:	0	0	0	0	0	0	0	0
Other multi-racial:	5	0	0	0	5	0	0	0
Asian/Pacific Islander:	0	0	0	0	0	0	0	0
Hispanic:	0	0	0	0	0	0	0	0
Total:	183	27	0	0	183	27	0	0



U.S. Department of Housing and Urban Development
 Office of Community Planning and Development
 Integrated Disbursement and Information System
 CDBG Activity Summary Report (GPR) for Program Year 2013
 SAN DIEGO

Date: 17-Sep-2014
 Time: 18:31
 Page: 48

Female-headed Households: 122 0 122

Income Category:

	Owner	Renter	Total	Person
Extremely Low	62	0	62	0
Low Mod	63	0	63	0
Moderate	58	0	58	0
Non Low Moderate	0	0	0	0
Total	183	0	183	0
Percent Low/Mod	100.0%		100.0%	

Annual Accomplishments

Years	Accomplishment Narrative	# Benefitting
2012	<p>1st QTR: Project activities were implemented in September 2012; a total of 11 LMI senior households were provided with free installation of smoke alarms and carbon monoxide detectors.</p> <p>2nd QTR: A total of 136 LMI senior households were provided with free installation of smoke alarms and carbon monoxide detectors.</p> <p>3rd QTR: A total of 10 LMI senior households were provided with free installation of smoke alarms and carbon monoxide detectors.</p> <p>4th QTR: A total of 26 LMI senior households were provided with free installation of smoke alarms and carbon monoxide detectors.</p> <p>At FY 2013 year-end, A total of 183 housing units were improved. Groups of volunteers were utilized to install smoke alarms and carbon monoxide detectors in the homes of seniors ages 62 years and older. The installations took place during the week and on weekends to accommodate client availability. A total of 454 smoke alarms, 145 carbon monoxide detectors, 783 10-year lithium batteries, and 230 9-volt batteries were installed. As a result, the senior households were made significantly safer since working smoke alarms reduces the likelihood by death by fire by 50 percent.</p>	



U.S. Department of Housing and Urban Development
 Office of Community Planning and Development
 Integrated Disbursement and Information System
 CDBG Activity Summary Report (GPR) for Program Year 2013
 SAN DIEGO

Date: 17-Sep-2014
 Time: 18:31
 Page: 49

PGM Year: 2012
Project: 0004 - Residential Rehabilitation
IDIS Activity: 6286 - CITY HTS CDC-NEIGH REHAB-13

Status: Completed 2/28/2014 12:00:00 AM
Location: 4041 Chamoune Ave San Diego, CA 92105-1801

Objective: Create economic opportunities
Outcome: Availability/accessibility
Matrix Code: Rehab; Single-Unit Residential (14A) **National Objective:** LMH

Initial Funding Date: 07/30/2012

Description:

This project will provide comprehensive rehabilitation to deteriorating single family homes. The rehabilitation will focus on primary (ADA improvements; lead assessment and remediation; electrical; plumbing; mechanical; seismic; and structural including roofs and windows), secondary (weatherization; mold/mildew remediation; water conservation elements; safety components; installation of safety doors and lighting; and minor health and safety hazards) and tertiary systems (fencing; specialty painting of interiorexterior), as well as energy star and healthy homes upgrades. A total of 25 households will be served.

Financing

Grant Year	Grant	Fund Type	Funded Amount	Drawn In Program Year	Drawn Thru Program Year
Pre-2015		EN	\$709,741.47	\$453,222.42	\$709,741.47
Total			\$709,741.47	\$453,222.42	\$709,741.47

Proposed Accomplishments

Housing Units : 25

Actual Accomplishments

Number assisted:

	Owner		Renter		Total		Person	
	Total	Hispanic	Total	Hispanic	Total	Hispanic	Total	Hispanic
White:	23	16	0	0	23	16	0	0
Black/African American:	0	0	0	0	0	0	0	0
Asian:	3	0	0	0	3	0	0	0
American Indian/Alaskan Native:	0	0	0	0	0	0	0	0
Native Hawaiian/Other Pacific Islander:	0	0	0	0	0	0	0	0
American Indian/Alaskan Native & White:	0	0	0	0	0	0	0	0
Asian White:	0	0	0	0	0	0	0	0
Black/African American & White:	0	0	0	0	0	0	0	0
American Indian/Alaskan Native & Black/African American:	0	0	0	0	0	0	0	0
Other multi-racial:	0	0	0	0	0	0	0	0
Asian/Pacific Islander:	0	0	0	0	0	0	0	0
Hispanic:	0	0	0	0	0	0	0	0



U.S. Department of Housing and Urban Development
 Office of Community Planning and Development
 Integrated Disbursement and Information System
 CDBG Activity Summary Report (GPR) for Program Year 2013
 SAN DIEGO

Date: 17-Sep-2014
 Time: 18:31
 Page: 50

Total:	26	16	0	0	26	16	0	0
Female-headed Households:	6		0		6			
<i>Income Category:</i>								
	Owner	Renter	Total	Person				
Extremely Low	9	0	9	0				
Low Mod	14	0	14	0				
Moderate	3	0	3	0				
Non Low Moderate	0	0	0	0				
Total	26	0	26	0				
Percent Low/Mod	100.0%		100.0%					

Annual Accomplishments

Years	Accomplishment Narrative	# Benefitting
2012	<p>1st & 2nd QTR: Outreach activities were conducted; one household was identified to be provided assistance; assessments were completed in December 2012; paperwork submitted to the City to start 30-day Section 106 historical review process and 10-day historical review process and permitting process for five properties.</p> <p>3rd QTR: Assessments completed on three properties; lead testing in process for the three properties; lead testing completed on five properties; construction completed on one property with final inspections by City in February 2013; rehab implemented on two properties in late February 2013, of which one was completed.</p> <p>4th QTR: Rehab work was completed on eight properties during this period.</p> <p>At FY 2013 year-end, a total of 9 housing units were improved. The LMI households were assisted with correcting major health and safety concerns (e.g. HVAC, lead-based paint, roofing, structural issues, leaking window). This project is scheduled to be completed by December 31, 2013. The additional activities conducted during FY 2014 will be reported in the City's FY 2014 CAPER.</p>	
2013	<p>1st QTR: A total of 9 LMI Households were assisted.</p> <p>2nd QTR: A total of 8 LMI Households were assisted.</p> <p>FY14 Year-End: The program targeted a home's significant structural and health/safety issues while providing emergency upgrades. In general among the 26 homes improved during the period of 02/01/13-12/31/13, renovation work included HVAC repairs, plumbing, exterior/interior painting, roof and electrical repairs, window replacement, kitchen renovations, ADA upgrades and other safety issues, as well as weatherization, mold/mildew remediation, lead abatement, exterior lighting, fencing and other quality of life concerns. The low and moderate income property owners, many of whom were elderly or disabled, have expressed how much the physical improvements have positively impacted their quality of life.</p>	



U.S. Department of Housing and Urban Development
 Office of Community Planning and Development
 Integrated Disbursement and Information System
 CDBG Activity Summary Report (GPR) for Program Year 2013
 SAN DIEGO

Date: 17-Sep-2014
 Time: 18:31
 Page: 51

PGM Year: 2012
Project: 0004 - Residential Rehabilitation
IDIS Activity: 6287 - CITY HTS CDC-SYCAMORE-13

Status: Completed 12/2/2013 12:00:00 AM
Location: 4001 El Cajon Blvd Ste 205 San Diego, CA 92105-1111

Objective: Provide decent affordable housing
Outcome: Availability/accessibility
Matrix Code: Rehab; Multi-Unit Residential (14B) **National Objective:** LMH

Initial Funding Date: 07/30/2012

Description:

This project will rehabilitate the Sycamore Court Apartments, a multi-unit affordable housing property located in the Colina Park area of City Heights serving very low income residents. The focus will be on comprehensive interior and exterior rehabilitation, ADA improvements and lead paint assessment and remediation to bring the property into compliance with current building codes and regulations.

Financing

Grant Year	Grant	Fund Type	Funded Amount	Drawn In Program Year	Drawn Thru Program Year
Pre-2015		EN	\$725,399.00	\$290,196.84	\$725,399.00
Total			\$725,399.00	\$290,196.84	\$725,399.00

Proposed Accomplishments

Housing Units : 17

Actual Accomplishments

Number assisted:

	Owner		Renter		Total		Person	
	Total	Hispanic	Total	Hispanic	Total	Hispanic	Total	Hispanic
White:	0	0	10	10	10	10	0	0
Black/African American:	0	0	8	0	8	0	0	0
Asian:	0	0	0	0	0	0	0	0
American Indian/Alaskan Native:	0	0	0	0	0	0	0	0
Native Hawaiian/Other Pacific Islander:	0	0	0	0	0	0	0	0
American Indian/Alaskan Native & White:	0	0	0	0	0	0	0	0
Asian White:	0	0	1	0	1	0	0	0
Black/African American & White:	0	0	0	0	0	0	0	0
American Indian/Alaskan Native & Black/African American:	0	0	0	0	0	0	0	0
Other multi-racial:	0	0	0	0	0	0	0	0
Asian/Pacific Islander:	0	0	0	0	0	0	0	0
Hispanic:	0	0	0	0	0	0	0	0
Total:	0	0	19	10	19	10	0	0



U.S. Department of Housing and Urban Development
 Office of Community Planning and Development
 Integrated Disbursement and Information System
 CDBG Activity Summary Report (GPR) for Program Year 2013
 SAN DIEGO

Date: 17-Sep-2014
 Time: 18:31
 Page: 52

Female-headed Households: 0 6 6

Income Category:

	Owner	Renter	Total	Person
Extremely Low	0	19	19	0
Low Mod	0	0	0	0
Moderate	0	0	0	0
Non Low Moderate	0	0	0	0
Total	0	19	19	0
Percent Low/Mod		100.0%	100.0%	

Annual Accomplishments

Years	Accomplishment Narrative	# Benefiting
2012	<p>1st QTR: Bidding process implemented for the Construction Manager position.</p> <p>2nd QTR: Construction Manager selected and a contract executed; bidding process for General Contractor completed pending execution of a contract in January.</p> <p>3rd QTR: Contract for General Contractor was executed; the pre-construction meeting was conducted on February 13, 2013 and the Notice to Proceed was issued on February 25, 2013.</p> <p>At FY 2013 year-end, a total of 6 housing units were improved (new flooring, kitchen cabinets, range hood, interior painting, tub surround, bathroom fan, medicine cabinet, wall heater cover, door hardware, smoke/carbon monoxide detector). Additionally, new roofing had been installed. The lead and asbestos in each apartment had been abated. This project is scheduled to be completed by December 31, 2013. The additional activities conducted during FY 2014 will be reported in the City's FY 2014 CAPER.</p>	
2013	<p>1st QTR: A total of 14 units were rehabilitated and exterior work completed; improvements included new kitchen cabinets, range hood, new flooring (including the abatement of asbestos), interior paint, wall heater cover and door hardware, ADA path of travel through the common areas, construction of the ADA ramp in the back portion of the property, and resident services computer room.</p> <p>2nd QTR: The remaining three unoccupied apartments were rehabilitated; work included new kitchen cabinets, range hood, new flooring (including abatement of asbestos), interior paint, wall heater cover and door hardware; the laundry room and computer lab room were also completed.</p> <p>FY14 Year-End: Rehabilitation on 17 apartments serving low income families in two buildings were completed. Work consisted of new kitchen cabinets, counter tops, range hoods, and energy star rated stoves. In the bathrooms, new tub surrounds with hand hold backings, medicine cabinets and sinks were installed. Asbestos was abated throughout each apartment, in particular from the existing flooring throughout the rooms, replaced with high grade laminate to create a cleaner environment. The wall mounted furnace covers were replaced. All apartments were painted throughout. Each apartment received new entry doors with new lock sets. New phone and cable jacks were installed. New wall mounted fixtures were installed. New smoke/CO detectors were installed. Low-E windows were installed as needed in selected apartments that had not received prior window replacements. A two-bedroom apartment was remodeled to ensure full ADA compliance. In the common spaces, the community building was reconfigured to allow more space in the resident services computer lab, with a new fully accessible bathroom. In the laundry section of the building, new washers and dryers were installed. On the exterior, both buildings received new roofs. The stucco was repaired as needed. An ADA compliant parking area was created at the rear entrance to the property with a ramp to access the common area. The ADA path of travel from the rear ramp to the community/laundry building was adjusted to allow ADA full access with railings in place. In the front, the parking area was re-stripped with a new ADA compliant parking space. At project completion 13 units were occupied and 4 vacant.</p>	



U.S. Department of Housing and Urban Development
 Office of Community Planning and Development
 Integrated Disbursement and Information System
 CDBG Activity Summary Report (GPR) for Program Year 2013
 SAN DIEGO

Date: 17-Sep-2014
 Time: 18:31
 Page: 53

PGM Year: 2012
Project: 0004 - Residential Rehabilitation
IDIS Activity: 6288 - CITY SD-ES-SAFE & HLTHY HMS-13

Status: Completed 9/30/2013 12:00:00 AM
Location: 2750 Wheatstone St Spc 2 San Diego, CA 92111-5437

Objective: Create economic opportunities
Outcome: Availability/accessibility
Matrix Code: Rehab; Single-Unit Residential (14A) **National Objective:** LMH

Initial Funding Date: 07/30/2012

Description:

This project will target highly vulnerable residents (low-income or very low-income families that house children less than 18 years of age, pregnant women, or elderly persons over the age of 62 years). Comprehensive housing assessments will be performed and all identified housing problems will be corrected to provide occupants a safe and healthy home environment. A total of 75 low-to-moderate income households will be served.

Financing

Grant Year	Grant	Fund Type	Funded Amount	Drawn In Program Year	Drawn Thru Program Year
Pre-2015		EN	\$213,702.36	\$122,222.73	\$213,702.36
Total			\$213,702.36	\$122,222.73	\$213,702.36

Proposed Accomplishments

Housing Units : 67

Actual Accomplishments

Number assisted:

	Owner		Renter		Total		Person	
	Total	Hispanic	Total	Hispanic	Total	Hispanic	Total	Hispanic
White:	15	8	44	43	59	51	0	0
Black/African American:	3	0	3	0	6	0	0	0
Asian:	2	0	0	0	2	0	0	0
American Indian/Alaskan Native:	0	0	0	0	0	0	0	0
Native Hawaiian/Other Pacific Islander:	0	0	0	0	0	0	0	0
American Indian/Alaskan Native & White:	0	0	0	0	0	0	0	0
Asian White:	0	0	0	0	0	0	0	0
Black/African American & White:	0	0	0	0	0	0	0	0
American Indian/Alaskan Native & Black/African American:	0	0	0	0	0	0	0	0
Other multi-racial:	0	0	0	0	0	0	0	0
Asian/Pacific Islander:	0	0	0	0	0	0	0	0
Hispanic:	0	0	0	0	0	0	0	0
Total:	20	8	47	43	67	51	0	0



U.S. Department of Housing and Urban Development
 Office of Community Planning and Development
 Integrated Disbursement and Information System
 CDBG Activity Summary Report (GPR) for Program Year 2013
 SAN DIEGO

Date: 17-Sep-2014
 Time: 18:31
 Page: 54

Female-headed Households: 7 18 25

Income Category:

	Owner	Renter	Total	Person
Extremely Low	4	25	29	0
Low Mod	16	22	38	0
Moderate	0	0	0	0
Non Low Moderate	0	0	0	0
Total	20	47	67	0
Percent Low/Mod	100.0%	100.0%	100.0%	

Annual Accomplishments

Years	Accomplishment Narrative	# Benefiting
2012	<p>1st & 2nd QTR: A total of 40 households are program participants, of which 33 are enrolled in the program; health and safety inspections were completed for 31 housing units; inspection reports were completed for 30 of those units.</p> <p>3rd & 4th QTR: A total of 67 households were assisted.</p> <p>At FY 2013 year-end, minor rehab for health and safety measures were provided to 67 low-moderate income households. The 67 residential units were remediated of health and safety hazards. Each of these households housed low-income or very low-income families that either had a child less than 18 years of age, a pregnant woman, or an elderly person over the age of 62. In addition to the CDBG funded rehabilitation, various households were enrolled in programs administered by partner agencies to maximize the benefit each household received. It's noted that 33 households assisted represented Multi-Unit Residential housing.</p>	



U.S. Department of Housing and Urban Development
 Office of Community Planning and Development
 Integrated Disbursement and Information System
 CDBG Activity Summary Report (GPR) for Program Year 2013
 SAN DIEGO

Date: 17-Sep-2014
 Time: 18:31
 Page: 55

PGM Year: 2012
Project: 0004 - Residential Rehabilitation
IDIS Activity: 6289 - GRID ALTERNATIVES-SD SOLAR-13

Status: Completed 4/23/2014 12:00:00 AM
Location: 6622 Tiffin Ave San Diego, CA 92114-1635

Objective: Provide decent affordable housing
Outcome: Availability/accessibility
Matrix Code: Rehab; Single-Unit Residential (14A) **National Objective:** LMH

Initial Funding Date: 07/30/2012

Description:

This project will install solar electric systems for low-income homeowners.
 Each solar installation will result in long-term financial benefits for low-income families struggling to keep up with monthly expenses.
 CDBG funds will be used to finance the cost of solar materials and supplies.
 A total of 60 low-income homeowners will be served.

Financing

Grant Year	Grant	Fund Type	Funded Amount	Drawn In Program Year	Drawn Thru Program Year
Pre-2015		EN	\$186,000.00	\$52,700.00	\$186,000.00
Total			\$186,000.00	\$52,700.00	\$186,000.00

Proposed Accomplishments

Housing Units : 60

Actual Accomplishments

Number assisted:

	Owner		Renter		Total		Person	
	Total	Hispanic	Total	Hispanic	Total	Hispanic	Total	Hispanic
White:	19	10	0	0	19	10	0	0
Black/African American:	33	1	0	0	33	1	0	0
Asian:	8	1	0	0	8	1	0	0
American Indian/Alaskan Native:	0	0	0	0	0	0	0	0
Native Hawaiian/Other Pacific Islander:	0	0	0	0	0	0	0	0
American Indian/Alaskan Native & White:	0	0	0	0	0	0	0	0
Asian White:	0	0	0	0	0	0	0	0
Black/African American & White:	0	0	0	0	0	0	0	0
American Indian/Alaskan Native & Black/African American:	0	0	0	0	0	0	0	0
Other multi-racial:	0	0	0	0	0	0	0	0
Asian/Pacific Islander:	0	0	0	0	0	0	0	0
Hispanic:	0	0	0	0	0	0	0	0
Total:	60	12	0	0	60	12	0	0



U.S. Department of Housing and Urban Development
 Office of Community Planning and Development
 Integrated Disbursement and Information System
 CDBG Activity Summary Report (GPR) for Program Year 2013
 SAN DIEGO

Date: 17-Sep-2014
 Time: 18:31
 Page: 56

Female-headed Households: 17 0 17

Income Category:

	Owner	Renter	Total	Person
Extremely Low	23	0	23	0
Low Mod	13	0	13	0
Moderate	24	0	24	0
Non Low Moderate	0	0	0	0
Total	60	0	60	0
Percent Low/Mod	100.0%		100.0%	

Annual Accomplishments

Years	Accomplishment Narrative	# Benefitting
2012	<p>1st QTR: No activities conducted during this period. Project activities scheduled for implementation On October 1, 2012.</p> <p>2nd QTR: Implentation of project activities pending completion of closeout process for Agency's FY 2012 project.</p> <p>3rd QTR: A total of 13 households were provided with free installation of photovoltaic solar energy systems during this period.</p> <p>4th QTR: A total of 30 households were provided with free installation of photovoltaic solar energy systems during this period.</p> <p>At FY 2013 year-end, a total of 43 housing units were improved. The solar installations were anticipated to result in household savings averaging \$655 per year for the next 25 years. GRID Alternatives leveraged the CDBG funding allocation with more than \$676,000 in private and in-kind contributions, as well as solar incentives for a total investment of nearly \$810,000. GRID Alternatives utilized 8-12 community volunteers and job trainees for each solar installation, providing them with hands-on experience that will assist them to find employment in the solar industry. This project is scheduled to be completed by September 30, 2013. The additional activities conducted during FY 2014 will be reported in the City's FY 2014 CAPER.</p>	
2013	<p>1st QTR: A total of 17 households were provided with free installation of photovoltaic solar energy systems during this period.</p> <p>FY 2014 Year-End: CDBG funds were used to finance the cost of solar materials and supplies. GRID leveraged CDBG funds through a combination of solar incentives, corporate and foundation grants, individual contributions and in-kind donations. On average, GRID clients in the City of San Diego save \$550 per year on their energy bill. A total of 60 unduplicated LMI Households were assisted through this project during the period of January 1, 2013 through August 31, 2013.</p>	



U.S. Department of Housing and Urban Development
 Office of Community Planning and Development
 Integrated Disbursement and Information System
 CDBG Activity Summary Report (GPR) for Program Year 2013
 SAN DIEGO

Date: 17-Sep-2014
 Time: 18:31
 Page: 57

PGM Year: 2012
Project: 0004 - Residential Rehabilitation
IDIS Activity: 6290 - ST PAUL S SEN HOMES & SER-13

Status: Completed 6/30/2014 12:00:00 AM
Location: 2340 4th Ave San Diego, CA 92101-1607

Objective: Create suitable living environments
Outcome: Availability/accessibility
Matrix Code: Senior Centers (03A) **National Objective:** LMC

Initial Funding Date: 07/30/2012

Description:
 This project will consist of purchasing and installing a generator that will sustain services over at least a 72-hour period. Sustained services include:uninterrupted elevator service; power to rooms where several residents rely on life-sustaining devices such as oxygen respirators wound pumps and feeding tubes; dining services; laundry services; and heatingcooling.
 St.
 Paul's Villa is an assisted livingmemory care residential community who are at least 62 years.
 The current average age is 86.
 The majority of resident have difficulty ambulating and need assistance with activities of basic living (i.e. dressing, bathing, toileting, etc.).
 A total of 130 clients will benefit from the facility improvements completed.

Financing

Grant Year	Grant	Fund Type	Funded Amount	Drawn In Program Year	Drawn Thru Program Year
Pre-2015		EN	\$329,953.00	\$329,953.00	\$329,953.00
Total			\$329,953.00	\$329,953.00	\$329,953.00

Proposed Accomplishments

Public Facilities : 130

Actual Accomplishments

Number assisted:	Owner		Renter		Total		Person	
	Total	Hispanic	Total	Hispanic	Total	Hispanic	Total	Hispanic
White:	0	0	0	0	0	0	129	5
Black/African American:	0	0	0	0	0	0	1	0
Asian:	0	0	0	0	0	0	0	0
American Indian/Alaskan Native:	0	0	0	0	0	0	0	0
Native Hawaiian/Other Pacific Islander:	0	0	0	0	0	0	0	0
American Indian/Alaskan Native & White:	0	0	0	0	0	0	0	0
Asian White:	0	0	0	0	0	0	3	0
Black/African American & White:	0	0	0	0	0	0	0	0
American Indian/Alaskan Native & Black/African American:	0	0	0	0	0	0	0	0
Other multi-racial:	0	0	0	0	0	0	0	0



U.S. Department of Housing and Urban Development
 Office of Community Planning and Development
 Integrated Disbursement and Information System
 CDBG Activity Summary Report (GPR) for Program Year 2013
 SAN DIEGO

Date: 17-Sep-2014
 Time: 18:31
 Page: 58

Asian/Pacific Islander:	0	0	0	0	0	0	0	0
Hispanic:	0	0	0	0	0	0	0	0
Total:	0	0	0	0	0	0	133	5

Female-headed Households: 0 0 0 0

Income Category:

	Owner	Renter	Total	Person
Extremely Low	0	0	0	0
Low Mod	0	0	0	133
Moderate	0	0	0	0
Non Low Moderate	0	0	0	0
Total	0	0	0	133
Percent Low/Mod				100.0%

Annual Accomplishments

Years	Accomplishment Narrative	# Benefitting
2012	<p>1st QTR: Request to extend time for Notice to Proceed to November 2012 was approved; RFP and advertisement approved for release in October 2012.</p> <p>2nd QTR: Bidding process completed in November 2012; agreement with contractor is pending execution.</p> <p>3rd QTR: The construction contract was under review and revision in January 2013 with final approval pending; the Notice to Proceed was issued in March 2013.</p> <p>4th QTR: Final planning meeting and construction schedule pending; the generator and ATS was ordered; the Air Pollution Control Permit application was submitted for approval.</p> <p>At FY 2013 year-end, the generator had been purchased. The installation of the generator was pending. This project is scheduled to be completed by December 31, 2013. The additional activities conducted during FY 2014 will be reported in the City's FY 2014 CAPER.</p>	
2013	<p>1st QTR: Slab was poured; the generator was installed; room enclosure was primarily installed; the generator was connected to live circuits on 09/18/13; the ventilation systems were installed.</p> <p>2nd QTR: Primary tasks related to installation was completed; Fire Department approval was received and the tank filled; EPA inspected on 12/10/13 and approved generator use.</p> <p>3rd QTR: One final punch list item remained related to moving a sprinkler head to avoid false activation, which was completed on 02/12/14.</p> <p>FY14 Year-End: CDBG funds provided for a back up generator that powers St. Paul's senior living facilities located at 2340 Fourth Avenue. A total of 133 seniors benefited from the improvements upon completion.</p>	



U.S. Department of Housing and Urban Development
 Office of Community Planning and Development
 Integrated Disbursement and Information System
 CDBG Activity Summary Report (GPR) for Program Year 2013
 SAN DIEGO

Date: 17-Sep-2014
 Time: 18:31
 Page: 59

PGM Year: 2012
Project: 0004 - Residential Rehabilitation
IDIS Activity: 6291 - TOWNSPEOPLE-SOLAR POWER-13

Status: Completed 1/31/2014 12:00:00 AM
Location: 4637 34th St San Diego, CA 92116-3482

Objective: Provide decent affordable housing
Outcome: Availability/accessibility
Matrix Code: Rehab; Multi-Unit Residential (14B) **National Objective:** LMH

Initial Funding Date: 07/30/2012

Description:

This project will consist of purchasing and installing a solar electric system for an affordable housing development. This property serves only low and moderate income people. Many of the residents have had histories of homelessness and the majority are disabled, including those with HIV/AIDS and mental issues. A total of 34 households will benefit from the facility improvements completed.

Financing

Grant Year	Grant	Fund Type	Funded Amount	Drawn In Program Year	Drawn Thru Program Year
Pre-2015		EN	\$137,401.00	\$137,401.00	\$137,401.00
Total			\$137,401.00	\$137,401.00	\$137,401.00

Proposed Accomplishments

Housing Units : 34

Actual Accomplishments

Number assisted:

	Owner		Renter		Total		Person	
	Total	Hispanic	Total	Hispanic	Total	Hispanic	Total	Hispanic
White:	0	0	27	18	27	18	0	0
Black/African American:	0	0	5	0	5	0	0	0
Asian:	0	0	0	0	0	0	0	0
American Indian/Alaskan Native:	0	0	0	0	0	0	0	0
Native Hawaiian/Other Pacific Islander:	0	0	0	0	0	0	0	0
American Indian/Alaskan Native & White:	0	0	0	0	0	0	0	0
Asian White:	0	0	0	0	0	0	0	0
Black/African American & White:	0	0	0	0	0	0	0	0
American Indian/Alaskan Native & Black/African American:	0	0	0	0	0	0	0	0
Other multi-racial:	0	0	2	0	2	0	0	0
Asian/Pacific Islander:	0	0	0	0	0	0	0	0
Hispanic:	0	0	0	0	0	0	0	0
Total:	0	0	34	18	34	18	0	0



U.S. Department of Housing and Urban Development
 Office of Community Planning and Development
 Integrated Disbursement and Information System
 CDBG Activity Summary Report (GPR) for Program Year 2013
 SAN DIEGO

Date: 17-Sep-2014
 Time: 18:31
 Page: 60

Female-headed Households: 0 17 17

Income Category:

	Owner	Renter	Total	Person
Extremely Low	0	23	23	0
Low Mod	0	10	10	0
Moderate	0	1	1	0
Non Low Moderate	0	0	0	0
Total	0	34	34	0
Percent Low/Mod		100.0%	100.0%	

Annual Accomplishments

Years	Accomplishment Narrative	# Benefitting
2012	<p>1st QTR: No project activities conducted during this period; project activities are on hold until required Audited Financial Statements are submitted by Agency.</p> <p>2nd QTR: Required FY 2012 Audited Financial Statements submitted in December 2012.</p> <p>3rd QTR: Agency was in the process of interviewing for a construction manager to assist with the RFP, scope of work and budget.</p> <p>4th QTR: A Notice to Proceed was issued on June 27, 2013 for construction management services.</p> <p>At FY 2013 year-end, construction activities was pending implementation. This project is scheduled to be completed by December 31, 2013. The additional activities conducted during FY 2014 will be reported in the City's FY 2014 CAPER.</p>	
2013	<p>1st QTR: The bidding process was completed and a contractor selected; the contract was executed on September 10, 2013; construction drawings were approved and permits issued on September 9, 2013; a pre-construction meeting was held on September 17, 2013; the Notice to Proceed was issued on that same date; the solar and construction equipment was ordered and delivered to the site; construction began on September 18, 2013; equipment installed in the electrical room included inverters, a breaker panel, the SDG&E Virtual Net Meter, and a switch breaker; the rack systems, ballasts and roof jackets were installed on the roof.</p> <p>2nd QTR: Sunny boy roof boxes and the solar panels/modules were installed; electrical wiring was installed on the roof and in the electrical room; the weebox was installed with power and data connection to occur when the system is complete and connected; the final site walk occurred on October 17, 2013; the system was tested; the final City inspection was passed on October 18, 2013; in November 2013, SDG&E issued the authorization to operate the solar-electric system; the system got powered up and running on November 12, 2013; at the completion of the project, 3 units were vacant and 31 occupied.</p> <p>3rd QTR: Vacant units were filled and all 34 units were occupied in January 2014.</p> <p>FY14 Year-End: ALL installation of electrical and solar equipment was completed and inspected by the City of San Diego in October 2013. In November 2013, the Net Energy Metering contract between SDG&E and Townspeople was signed and SDG&E issued the authorization to operate the solar-electric system. The system was powered up and running on November 12, 2013. At the time of completion, 31 units were occupied and 3 units were vacant. In January 2014, those 3 units were occupied.</p>	



U.S. Department of Housing and Urban Development
 Office of Community Planning and Development
 Integrated Disbursement and Information System
 CDBG Activity Summary Report (GPR) for Program Year 2013
 SAN DIEGO

Date: 17-Sep-2014
 Time: 18:31
 Page: 61

PGM Year: 2012
Project: 0005 - Affordable Housing
IDIS Activity: 6292 - CMTY HSING WORKS-HMWNRSH-13

Status: Completed 8/7/2013 12:00:00 AM
Location: 4029 43rd St San Diego, CA 92105-1510

Objective: Provide decent affordable housing
Outcome: Availability/accessibility
Matrix Code: Direct Homeownership Assistance (13) **National Objective:** LMH

Initial Funding Date: 07/30/2012

Description:

This project helps low- and moderate-income households purchase a home in San Diego, through classes and coaching programs and the financing of downpaymentclosing cost assistance loans and first mortgages (with non-CDBG funds).

Homebuyer classes will be offered twice a month and low-income families will be able to work one-on-one with a financial coach and loan officer in an ongoing relationship until they find and obtain the financing assistance programs that best meet their individual needs.

A total of 55 low- and moderate-income City of San Diego residents will become homeowners.

At least 359 LMI families will graduate from the project's homebuyer class, increasing their financial education and knowledge of the homebuying process.

Financing

Grant Year	Grant	Fund Type	Funded Amount	Drawn In Program Year	Drawn Thru Program Year
Pre-2015		EN	\$250,000.00	\$0.00	\$250,000.00
Total			\$250,000.00	\$0.00	\$250,000.00

Proposed Accomplishments

Households (General) : 55

Actual Accomplishments

Number assisted:

	Owner		Renter		Total		Person	
	Total	Hispanic	Total	Hispanic	Total	Hispanic	Total	Hispanic
White:	11	0	0	0	11	0	0	0
Black/African American:	4	0	0	0	4	0	0	0
Asian:	12	0	0	0	12	0	0	0
American Indian/Alaskan Native:	0	0	0	0	0	0	0	0
Native Hawaiian/Other Pacific Islander:	0	0	0	0	0	0	0	0
American Indian/Alaskan Native & White:	0	0	0	0	0	0	0	0
Asian White:	0	0	0	0	0	0	0	0
Black/African American & White:	0	0	0	0	0	0	0	0
American Indian/Alaskan Native & Black/African American:	0	0	0	0	0	0	0	0
Other multi-racial:	28	27	0	0	28	27	0	0
Asian/Pacific Islander:	0	0	0	0	0	0	0	0



U.S. Department of Housing and Urban Development
 Office of Community Planning and Development
 Integrated Disbursement and Information System
 CDBG Activity Summary Report (GPR) for Program Year 2013
 SAN DIEGO

Date: 17-Sep-2014
 Time: 18:31
 Page: 62

Hispanic:	0	0	0	0	0	0	0	0
Total:	55	27	0	0	55	27	0	0
Female-headed Households:	22		0		22			

Income Category:

	Owner	Renter	Total	Person
Extremely Low	0	0	0	0
Low Mod	16	0	16	0
Moderate	39	0	39	0
Non Low Moderate	0	0	0	0
Total	55	0	55	0
Percent Low/Mod	100.0%		100.0%	

Annual Accomplishments

Years	Accomplishment Narrative	# Benefitting
2012	<p>1st QTR: A total of 14 new, unduplicated households received housing counseling and became first-time homebuyers; 43 families successfully graduated from the HUD Approved HomeBuyer Education (HBE) program.</p> <p>2nd QTR: A total of 14 new, unduplicated households became first-time homebuyers, of which 12 received housing counseling; 34 families successfully graduated from the HUD Approved HomeBuyer Education (HBE) program.</p> <p>3rd QTR: A total of 13 new, unduplicated households became first-time homebuyers, of which 9 received housing counseling; 21 families successfully graduated from the HUD Approved HomeBuyer Education (HBE) program.</p> <p>4th QTR: A total of 14 new, unduplicated households became first time homebuyer, of which 10 received housing counseling; 39 families successfully graduated from the HUD Approved HomeBuyer Education (HBE) program.</p> <p>At FY 2013 year-end, a total of 55 LMI households were provided with housing counseling and assisted in becoming first-time homebuyers. Of those, Community HousingWorks originated the first mortgage for 27 first-time homebuyers who purchased in the City of San Diego and 6 of these homebuyers received down-payment assistance. Additionally, 26 HomeBuyer Education (HBE) Classes were held in the City of San Diego and 139 families successfully graduated from the HUD-Approved HBE Program.</p>	



U.S. Department of Housing and Urban Development
 Office of Community Planning and Development
 Integrated Disbursement and Information System
 CDBG Activity Summary Report (GPR) for Program Year 2013
 SAN DIEGO

Date: 17-Sep-2014
 Time: 18:31
 Page: 63

PGM Year: 2012
Project: 0006 - Public Services
IDIS Activity: 6293 - CATHOLIC CHARITIES-RACHEL-13

Status: Completed 8/8/2013 12:00:00 AM
Location: 759 8th Ave San Diego, CA 92101-6407

Objective: Create suitable living environments
Outcome: Availability/accessibility
Matrix Code: Operating Costs of Homeless/AIDS Patients Programs (03T) **National Objective:** LMC

Initial Funding Date: 07/30/2012

Description:

The target population to be served will be homeless women in downtown San Diego. CDBG funds will be utilized to cover the costs of 1.75 FTE Case Workers, part of a team of 8 who make up the staff team of Rachel's Women's Center. The day center helps women gain information and shepherd them to systems in which they can sign up for shelter or housing, medical and/or mental health services and enroll in work training. Showers, a hot meal, replacement clothing, medical screening, recovery support, health information and education are offered. A total of 500 clients will be served.

Financing

Grant Year	Grant	Fund Type	Funded Amount	Drawn In Program Year	Drawn Thru Program Year
Pre-2015		EN	\$73,478.28	\$0.00	\$73,478.28
Total			\$73,478.28	\$0.00	\$73,478.28

Proposed Accomplishments

People (General) : 500

Actual Accomplishments

Number assisted:

	Owner		Renter		Total		Person	
	Total	Hispanic	Total	Hispanic	Total	Hispanic	Total	Hispanic
White:	0	0	0	0	0	0	276	67
Black/African American:	0	0	0	0	0	0	123	0
Asian:	0	0	0	0	0	0	9	1
American Indian/Alaskan Native:	0	0	0	0	0	0	12	4
Native Hawaiian/Other Pacific Islander:	0	0	0	0	0	0	1	0
American Indian/Alaskan Native & White:	0	0	0	0	0	0	5	1
Asian White:	0	0	0	0	0	0	1	0
Black/African American & White:	0	0	0	0	0	0	2	0
American Indian/Alaskan Native & Black/African American:	0	0	0	0	0	0	4	0
Other multi-racial:	0	0	0	0	0	0	5	1
Asian/Pacific Islander:	0	0	0	0	0	0	0	0



U.S. Department of Housing and Urban Development
 Office of Community Planning and Development
 Integrated Disbursement and Information System
 CDBG Activity Summary Report (GPR) for Program Year 2013
 SAN DIEGO

Date: 17-Sep-2014
 Time: 18:31
 Page: 64

Hispanic:	0	0	0	0	0	0	0	0
Total:	0	0	0	0	0	0	438	74

Female-headed Households: 0 0 0 0 0 0 0 0 0

Income Category:

	Owner	Renter	Total	Person
Extremely Low	0	0	0	438
Low Mod	0	0	0	0
Moderate	0	0	0	0
Non Low Moderate	0	0	0	0
Total	0	0	0	438
Percent Low/Mod				100.0%

Annual Accomplishments

Years	Accomplishment Narrative	# Benefitting
2012	<p>1st QTR: A total of 143 new, unduplicated homeless women were served; clients were provided with information about housing or resources necessary to obtain housing.</p> <p>2nd QTR: A total of 101 new, unduplicated homeless women were served; clients were provided with information about housing or resources necessary to obtain housing.</p> <p>3rd QTR: A total of 97 new, unduplicated homeless women were served; clients were provided with information about housing or resources necessary to obtain housing.</p> <p>4th QTR: A total of 97 new, unduplicated homeless women were served; clients were provided with information about housing or resources necessary to obtain housing.</p> <p>At FY 2013 year-end, CDBG funds were utilized to increase emphasis on connecting program participants with housing and the complementary services necessary to maintain housing. A total of 438 unduplicated homeless women were assisted in finding and securing some form of shelter. A total of 336 women stayed at Rachel's Night Shelter, the project's sister program funded by another source. Women were also sheltered in programs operated by one or more other agencies. A total of 44 women obtained housing and case management services through Vulnerability Index VI2 Twenty beds, a project based on each applicant's vulnerability score with people scoring highest given first priority. The barriers homeless women had to overcome prior to obtaining housing included their lack of basic identification or copies of their social security cards or birth certificate to obtain them. In many instances, these documents had to be requested from other states and always cost money. Navigating these systems, which would be challenging for anyone, was especially difficult for women living with untreated mental illness or addictions. Documents finally obtained were frequently lost or stolen while women are living on the street and required them to go through this process over and over again. CDBG funded staff were instrumental in assisting women in navigating these systems to obtain identification as an essential step in the process of obtaining housing. Staff also connected women with obtaining various sources of income, either through public benefits or employment, and educational programs to acquire skills necessary for employment. They were frequently without health insurance and lacked access to the transportation necessary to obtain services. Bus tokens, funded by CDBG, provided a valuable service by enabling women without bus or trolley fare to connect to resources. CDBG funds also assisted women in accessing Homeless Court where they can resolve outstanding legal matters which often presented another barrier to housing or services.</p>	



U.S. Department of Housing and Urban Development
 Office of Community Planning and Development
 Integrated Disbursement and Information System
 CDBG Activity Summary Report (GPR) for Program Year 2013
 SAN DIEGO

Date: 17-Sep-2014
 Time: 18:31
 Page: 65

PGM Year: 2012
Project: 0006 - Public Services
IDIS Activity: 6294 - FAMILY HLTH CTR-SAFE PT SD-13

Status: Completed 8/14/2013 12:00:00 AM **Objective:** Create suitable living environments
Location: 15th St between F St and G St University Ave and 31st St San Diego, CA 92101 **Outcome:** Availability/accessibility
Matrix Code: Public Services (General) (05) **National Objective:** LMC

Initial Funding Date: 07/30/2012

Description:

This project will utilize CDBG funds to operate the region's only clean syringe exchange program (CSEP), a proven strategy for reducing the risk of HIV/AIDS among injection drug users and preventing improper disposal of dirty syringes in parks, sidewalks and beaches.

Specifically, CDBG funds will help pay for a portion of program operations including harm reduction materials information, case management services and referrals to detoxification and treatment services, as well as for one-for-one exchange of up to 30 clean syringes for dirty syringes.

A total of 1,980 unduplicated clients will be served.

Financing

Grant Year	Grant	Fund Type	Funded Amount	Drawn In Program Year	Drawn Thru Program Year
Pre-2015		EN	\$71,570.69	\$0.00	\$71,570.69
Total			\$71,570.69	\$0.00	\$71,570.69

Proposed Accomplishments

People (General) : 1,980

Actual Accomplishments

Number assisted:

	Owner		Renter		Total		Person	
	Total	Hispanic	Total	Hispanic	Total	Hispanic	Total	Hispanic
White:	0	0	0	0	0	0	906	167
Black/African American:	0	0	0	0	0	0	69	0
Asian:	0	0	0	0	0	0	25	0
American Indian/Alaskan Native:	0	0	0	0	0	0	13	0
Native Hawaiian/Other Pacific Islander:	0	0	0	0	0	0	0	0
American Indian/Alaskan Native & White:	0	0	0	0	0	0	0	0
Asian White:	0	0	0	0	0	0	0	0
Black/African American & White:	0	0	0	0	0	0	0	0
American Indian/Alaskan Native & Black/African American:	0	0	0	0	0	0	0	0
Other multi-racial:	0	0	0	0	0	0	45	0
Asian/Pacific Islander:	0	0	0	0	0	0	0	0
Hispanic:	0	0	0	0	0	0	0	0



U.S. Department of Housing and Urban Development
 Office of Community Planning and Development
 Integrated Disbursement and Information System
 CDBG Activity Summary Report (GPR) for Program Year 2013
 SAN DIEGO

Date: 17-Sep-2014
 Time: 18:31
 Page: 66

Total:	0	0	0	0	0	0	1,058	167	
Female-headed Households:	0		0		0				
<i>Income Category:</i>									
	Owner	Renter	Total						Person
Extremely Low	0	0	0						857
Low Mod	0	0	0						109
Moderate	0	0	0						45
Non Low Moderate	0	0	0						47
Total	0	0	0						1,058
Percent Low/Mod									95.6%

Annual Accomplishments

Years	Accomplishment Narrative	# Benefiting
2012	<p>1st QTR: No CDBG activities were conducted during this period.</p> <p>2nd QTR: A total of 484 new, unduplicated clients were served during this period; during intake, clients were oriented to the program and given educational materials on harm reduction, overdose prevention, drug cantimination warnings, and drug treatment and detox services.</p> <p>3rd QTR: A total of 275 new, unduplicated clients were served during this period; during intake, clients were oriented to the program and given educational materials on harm reduction, overdose prevention, drug cantimination warnings, and drug treatment and detox services.</p> <p>4th QTR: A total of 299 new, unduplicated clients were served during this period; during intake, clients were oriented to the program and given educational materials on harm reduction, overdose prevention, drug cantimination warnings, and drug treatment and detox services.</p> <p>At FY 2013 year-end, a total of 1,058 unduplicated clients were served. A total of 162,825 dirty syringes were exchanged for clean syringes, preventing syringes from being shared, re-used or improperly disposed of in the community and presenting an increased risk for the spread of HIV/AIDS. Additionally, a total of 2,465 harm reduction, hygiene supply kits and educational materials were distributed to promote harm reduction strategies and reduce risk of spreading or contracting HIV and HCV. A total of 615 program participants were referred to social, medical and treatment services, which helped improve their quality of life and supported the end or reduction of their injection drug use.</p>	



U.S. Department of Housing and Urban Development
 Office of Community Planning and Development
 Integrated Disbursement and Information System
 CDBG Activity Summary Report (GPR) for Program Year 2013
 SAN DIEGO

Date: 17-Sep-2014
 Time: 18:31
 Page: 67

PGM Year: 2012
Project: 0006 - Public Services
IDIS Activity: 6296 - MAMA'S KITCHEN-HOME MEALS-13

Status: Completed 8/7/2013 12:00:00 AM
Location: 3960 Home Ave San Diego, CA 92105-5925

Objective: Create suitable living environments
Outcome: Availability/accessibility
Matrix Code: Public Services (General) (05) **National Objective:** LMC

Initial Funding Date: 07/30/2012

Description:
 This project will provide improved access to nutritious food through home-delivered meals to people disabled by AIDS or cancer, homebound, and vulnerable to hunger. Each delivery will contain three meals per day until the next delivery, plus snacks. Three deliveries are made per week. A total of 425 clients will be served.

Financing

Grant Year	Grant	Fund Type	Funded Amount	Drawn In Program Year	Drawn Thru Program Year
Pre-2015		EN	\$99,230.15	\$0.00	\$99,230.15
Total			\$99,230.15	\$0.00	\$99,230.15

Proposed Accomplishments

People (General) : 425

Actual Accomplishments

Number assisted:

	Owner		Renter		Total		Person	
	Total	Hispanic	Total	Hispanic	Total	Hispanic	Total	Hispanic
White:	0	0	0	0	0	0	270	89
Black/African American:	0	0	0	0	0	0	75	0
Asian:	0	0	0	0	0	0	6	0
American Indian/Alaskan Native:	0	0	0	0	0	0	5	0
Native Hawaiian/Other Pacific Islander:	0	0	0	0	0	0	5	0
American Indian/Alaskan Native & White:	0	0	0	0	0	0	0	0
Asian White:	0	0	0	0	0	0	0	0
Black/African American & White:	0	0	0	0	0	0	0	0
American Indian/Alaskan Native & Black/African American:	0	0	0	0	0	0	0	0
Other multi-racial:	0	0	0	0	0	0	54	0
Asian/Pacific Islander:	0	0	0	0	0	0	0	0
Hispanic:	0	0	0	0	0	0	0	0
Total:	0	0	0	0	0	0	415	89



U.S. Department of Housing and Urban Development
 Office of Community Planning and Development
 Integrated Disbursement and Information System
 CDBG Activity Summary Report (GPR) for Program Year 2013
 SAN DIEGO

Date: 17-Sep-2014
 Time: 18:31
 Page: 68

Female-headed Households: 0 0 0

Income Category:

	Owner	Renter	Total	Person
Extremely Low	0	0	0	363
Low Mod	0	0	0	41
Moderate	0	0	0	11
Non Low Moderate	0	0	0	0
Total	0	0	0	415
Percent Low/Mod				100.0%

Annual Accomplishments

Years	Accomplishment Narrative	# Benefitting
2012	1st QTR: A total of 283 new, unduplicated clients received home delivered meal services; 36,111 meals were delivered during this period. 2nd QTR: A total of 40 new, unduplicated clients received home delivered meal services; 61,923 meals were delivered during this period. 3rd QTR: A total of 42 new, unduplicated clients received home delivered meal services; 37,848 meals were delivered during this period. 4th QTR: A total of 50 new, unduplicated clients received home delivered meal services; 33,828 meals were delivered during this period. At FY 2013 year-end, a total of 415 unduplicated clients were served. A total of 240,672 home delivered meals were provided to clients affected by AIDS or cancer.	



U.S. Department of Housing and Urban Development
 Office of Community Planning and Development
 Integrated Disbursement and Information System
 CDBG Activity Summary Report (GPR) for Program Year 2013
 SAN DIEGO

Date: 17-Sep-2014
 Time: 18:31
 Page: 69

PGM Year: 2012
Project: 0006 - Public Services
IDIS Activity: 6297 - SD HSG COMM-CORTEZ HILL-13

Status: Completed 8/26/2013 12:00:00 AM
Location: 1449 9th Ave San Diego, CA 92101-2806

Objective: Create suitable living environments
Outcome: Availability/accessibility
Matrix Code: Operating Costs of Homeless/AIDS Patients Programs (03T) **National Objective:** LMC

Initial Funding Date: 07/30/2012

Description:

This project a transitional housing program that operates continuously, 24 hours a day, all year for homeless families. Transitional housing is provided to 45 homeless families at a time for up to 120 days, along with cafeteria-style meals and ongoing case management to determine and address their needs. This project is to be administered by the YWCA of San Diego County, through an agreement between the agency and the San Diego Housing Commission. A total of 150 homeless families will be served.

Financing

Grant Year	Grant	Fund Type	Funded Amount	Drawn In Program Year	Drawn Thru Program Year
Pre-2015		EN	\$203,838.19	\$0.00	\$203,838.19
Total			\$203,838.19	\$0.00	\$203,838.19

Proposed Accomplishments

People (General) : 500

Actual Accomplishments

Number assisted:

	Owner		Renter		Total		Person	
	Total	Hispanic	Total	Hispanic	Total	Hispanic	Total	Hispanic
White:	0	0	0	0	0	0	156	107
Black/African American:	0	0	0	0	0	0	174	6
Asian:	0	0	0	0	0	0	5	2
American Indian/Alaskan Native:	0	0	0	0	0	0	5	3
Native Hawaiian/Other Pacific Islander:	0	0	0	0	0	0	3	0
American Indian/Alaskan Native & White:	0	0	0	0	0	0	5	1
Asian White:	0	0	0	0	0	0	0	0
Black/African American & White:	0	0	0	0	0	0	6	3
American Indian/Alaskan Native & Black/African American:	0	0	0	0	0	0	1	1
Other multi-racial:	0	0	0	0	0	0	134	118
Asian/Pacific Islander:	0	0	0	0	0	0	0	0
Hispanic:	0	0	0	0	0	0	0	0



U.S. Department of Housing and Urban Development
 Office of Community Planning and Development
 Integrated Disbursement and Information System
 CDBG Activity Summary Report (GPR) for Program Year 2013
 SAN DIEGO

Date: 17-Sep-2014
 Time: 18:31
 Page: 70

Total:	0	0	0	0	0	0	489	241	
Female-headed Households:	0		0		0				
<i>Income Category:</i>									
	Owner	Renter	Total						Person
Extremely Low	0	0	0						489
Low Mod	0	0	0						0
Moderate	0	0	0						0
Non Low Moderate	0	0	0						0
Total	0	0	0						489
Percent Low/Mod									100.0%

Annual Accomplishments

Years	Accomplishment Narrative	# Benefiting
2012	<p>1st QTR: A total of 46 new, unduplicated homeless families (152 individuals consisting of 60 adults and 92 children) were served; 46 families successfully completed the 120-day short-term shelter program; 15 families moved to transitional housing; 19 families moved to permanent housing; services included case management, intensive group therapy sessions, career assessment, and parenting classes.</p> <p>2nd QTR: A total of 31 new, unduplicated homeless families (116 individuals consisting of 40 adults and 76 children) were served; 32 families successfully completed the 120-day short-term shelter program; 18 families moved to transitional housing; 5 families moved to permanent housing; services included case management, intensive group therapy sessions, career assessment, and parenting classes.</p> <p>3rd QTR: A total of 39 new, unduplicated homeless families (132 individuals consisting of 49 adults and 83 children) were served; 32 families successfully completed the 120-day short-term shelter program; 5 families moved to transitional housing; 12 family moved to permanent housing; services included case management, intensive group therapy sessions, career assessment, and parenting classes.</p> <p>4th QTR: A total of 28 new, unduplicated homeless families (89 individuals consisting of 35 adults and 54 children) were served; 24 families successfully completed the 120-day short-term shelter program; 8 families moved to transitional housing; 10 families moved to permanent housing; services included case management, intensive group therapy sessions, career assessment, and parenting classes.</p> <p>At FY 2013 year-end, a total of 489 unduplicated homeless persons were served (184 adults; 305 children). Overall, a total of 144 families were provided with transitional shelter. Of those, 46 families moved to permanent housing and 46 families moved to transitional housing within 120 days. A total of 105 families achieved at least 3 of their goals. The following were also completed: 57 Family Assessments; 134 individual sessions with adults; 129 individual sessions with minors; 35 Parenting Classes were conducted; and 50 Teen Groups were conducted.</p>	



U.S. Department of Housing and Urban Development
 Office of Community Planning and Development
 Integrated Disbursement and Information System
 CDBG Activity Summary Report (GPR) for Program Year 2013
 SAN DIEGO

Date: 17-Sep-2014
 Time: 18:31
 Page: 71

PGM Year: 2012
Project: 0006 - Public Services
IDIS Activity: 6298 - SD HSG COMM-HSP-13

Status: Completed 8/26/2013 12:00:00 AM
Location: 1250 6th Ave 2801 Sports Arena Blvd San Diego, CA 92101-4300

Objective: Create suitable living environments
Outcome: Availability/accessibility
Matrix Code: Operating Costs of Homeless/AIDS Patients Programs (03T) **National Objective:** LMC

Initial Funding Date: 07/30/2012

Description:
 This project will consist of a temporary sprung shelter for 150 male veterans at a time, operated by Veterans Village of San Diego, and interim housing beds for 150 homeless adults at a time within the new One-Stop facility for homeless individuals, to be operated by Alpha Project pursuant to a contract with Connection Housing Downtown, the facility's owner. Utilizing CDBG funds and other sources, the Veterans Shelter will be in operation for 120 days between December 2012 and April 2013, and the Adult Shelter will be in operation from December 2012 through June 2013. Both facilities will operate 24 hours per day, seven days per week. A total of 1,076 clients will be served.

Financing

Grant Year	Grant	Fund Type	Funded Amount	Drawn In Program Year	Drawn Thru Program Year
Pre-2015		EN	\$503,620.11	\$0.00	\$503,620.11
Total			\$503,620.11	\$0.00	\$503,620.11

Proposed Accomplishments
 People (General) : 1,076

Actual Accomplishments

Number assisted:	Owner		Renter		Total		Person	
	Total	Hispanic	Total	Hispanic	Total	Hispanic	Total	Hispanic
White:	0	0	0	0	0	0	616	70
Black/African American:	0	0	0	0	0	0	250	13
Asian:	0	0	0	0	0	0	8	0
American Indian/Alaskan Native:	0	0	0	0	0	0	3	0
Native Hawaiian/Other Pacific Islander:	0	0	0	0	0	0	8	2
American Indian/Alaskan Native & White:	0	0	0	0	0	0	3	0
Asian White:	0	0	0	0	0	0	1	0
Black/African American & White:	0	0	0	0	0	0	4	0
American Indian/Alaskan Native & Black/African American:	0	0	0	0	0	0	1	1
Other multi-racial:	0	0	0	0	0	0	13	3
Asian/Pacific Islander:	0	0	0	0	0	0	0	0



U.S. Department of Housing and Urban Development
 Office of Community Planning and Development
 Integrated Disbursement and Information System
 CDBG Activity Summary Report (GPR) for Program Year 2013
 SAN DIEGO

Date: 17-Sep-2014
 Time: 18:31
 Page: 72

Hispanic:	0	0	0	0	0	0	0	0
Total:	0	0	0	0	0	0	907	89

Female-headed Households: 0 0 0 0 0 0 0 0 0

Income Category:

	Owner	Renter	Total	Person
Extremely Low	0	0	0	903
Low Mod	0	0	0	4
Moderate	0	0	0	0
Non Low Moderate	0	0	0	0
Total	0	0	0	907
Percent Low/Mod				100.0%

Annual Accomplishments

Years	Accomplishment Narrative	# Benefitting
2012	<p>1st QTR: No CDBG activities were conducted during this period.</p> <p>2nd QTR: Project set-up and preparation activities were conducted in November 2012; emergency shelter services for veterans were implemented in December 2012; a total of 150 beds were available; a total of 208 new, unduplicated homeless individuals were served.</p> <p>3rd QTR: A total of 365 new, unduplicated homeless individuals were served (166 emergency shelter clients; 199 transitional shelter clients); the year-round transitional shelter services were implemented in January 2013 to make an additional 150 beds available.</p> <p>4th QTR: A total of 334 new, unduplicated homeless individuals were served (234 emergency shelter clients; 100 transitional shelter clients).</p> <p>At FY 2013 year-end, a total of 907 unduplicated homeless persons were served (299 Interim Housing Program; 608 Veterans Emergency Shelter Program). Of the 299 served, 41 clients (14%) were reported to be veterans, 157 clients (53%) were disabled and 75 clients (25%) were disabled physically. The Interim Housing Program provided 134 interim beds (30-90 day beds managed by Alpha Project) and 16 Special Needs SRO 6-month beds (managed by PATH). Additionally, the program provided two meals daily, professionally cleaned linens, personal hygiene kits, undergarments, and any available donated clean clothing to those in need. The program offered weekly at not cost access to on-site laundry machines, including detergent, onsite access to skill building groups, recovery supports, numerous on-site community agencies, and intensive case management services. The primary goal of the Interim Housing Program was to move the individual from homelessness to permanent housing. A total of 15,618 bed nights were provided (13,842 Interim and 1,776 SRO) for men and women. Out of the 151 who exited the program, 50% moved to either longer term or permanent housing. A total of 30 clients phased directly from the Interim Program into the Permanent Supportive Housing units at Connections. A total of 30 clients increased their income who had some sort of income at entry, 10 clients who were employable (not disabled) reported securing employment while in the program, and 23 clients gained income who had no income at entrance to the program. The Veterans Emergency Shelter Program provided temporary housing for veteran men and women. The shelter accommodated 150 veterans at any given time. In addition to shelter, a variety of services were provided on a weekly basis through service providers. The veterans in the program were able to get connected to appropriate resources and access services that they found to be beneficial. Breakfast, lunch and dinner were prepared and served daily to the residents. Clothing, undergarments and other hygiene products, transportation and bus tokens were also provided to the residents.</p>	



U.S. Department of Housing and Urban Development
 Office of Community Planning and Development
 Integrated Disbursement and Information System
 CDBG Activity Summary Report (GPR) for Program Year 2013
 SAN DIEGO

Date: 17-Sep-2014
 Time: 18:31
 Page: 73

PGM Year: 2012
Project: 0006 - Public Services
IDIS Activity: 6299 - SD LGBT CMTY CTR-BEHAV HLTH-13
Status: Completed 8/7/2013 12:00:00 AM
Location: 3909 Centre St San Diego, CA 92103-3410
Objective: Create suitable living environments
Outcome: Availability/accessibility
Matrix Code: Public Services (General) (05) **National Objective:** LMC

Initial Funding Date: 07/30/2012

Description:

This project provides counseling services to primarily low-income homeless young adults, LGBT youth, vulnerable seniors and families, as well as those struggling with HIV disease, substance abuse or domestic violence issues. Services include individual, couple, family and crisis counseling, including the operation of a 24-hour crisis hotline and a court-approved domestic violence program that specializes in serving same-sex couples. A total of 80 clients will be served.

Financing

Grant Year	Grant	Fund Type	Funded Amount	Drawn In Program Year	Drawn Thru Program Year
Pre-2015		EN	\$100,000.00	\$0.00	\$100,000.00
Total			\$100,000.00	\$0.00	\$100,000.00

Proposed Accomplishments

People (General) : 80

Actual Accomplishments

Number assisted:

	Owner		Renter		Total		Person	
	Total	Hispanic	Total	Hispanic	Total	Hispanic	Total	Hispanic
White:	0	0	0	0	0	0	73	28
Black/African American:	0	0	0	0	0	0	8	0
Asian:	0	0	0	0	0	0	1	0
American Indian/Alaskan Native:	0	0	0	0	0	0	0	0
Native Hawaiian/Other Pacific Islander:	0	0	0	0	0	0	0	0
American Indian/Alaskan Native & White:	0	0	0	0	0	0	0	0
Asian White:	0	0	0	0	0	0	0	0
Black/African American & White:	0	0	0	0	0	0	0	0
American Indian/Alaskan Native & Black/African American:	0	0	0	0	0	0	0	0
Other multi-racial:	0	0	0	0	0	0	20	0
Asian/Pacific Islander:	0	0	0	0	0	0	0	0
Hispanic:	0	0	0	0	0	0	0	0



U.S. Department of Housing and Urban Development
 Office of Community Planning and Development
 Integrated Disbursement and Information System
 CDBG Activity Summary Report (GPR) for Program Year 2013
 SAN DIEGO

Date: 17-Sep-2014
 Time: 18:31
 Page: 74

Total:	0	0	0	0	0	0	102	28	
Female-headed Households:	0		0		0				
<i>Income Category:</i>									
	Owner	Renter	Total						Person
Extremely Low	0	0	0						87
Low Mod	0	0	0						8
Moderate	0	0	0						4
Non Low Moderate	0	0	0						3
Total	0	0	0						102
Percent Low/Mod									97.1%

Annual Accomplishments

Years	Accomplishment Narrative	# Benefiting
2012	<p>1st QTR: A total of 48 new, unduplicated clients were served; 251 sessions of individual and couples counseling were provided; 9 clients completed treatment with 8 showing improvement.</p> <p>2nd QTR: A total of 32 new, unduplicated clients were served; 448 sessions of individual and couples counseling were provided; 27 clients completed treatment with 25 showing improvement.</p> <p>3rd QTR: A total of 20 new, unduplicated clients were served; 496 sessions of individual and couples counseling were provided; 22 clients completed treatment with 20 showing improvement.</p> <p>4th QTR: A total of 2 new, unduplicated clients were served; 279 sessions of individual and couples counseling were provided; 11 clients completed treatment with 9 showing improvement.</p> <p>At FY 2013 year-end, a total of 102 unduplicated clients were served. A total of 102 unduplicated clients were served and 1,581 sessions of counseling was provided. The clients served struggled with a wide variety of mental health issues. Of the clients served, 89 clients had completed at least 6 sessions of counseling. Of those, 91% (81/89) had shown symptom improvement and 71% (63/89) were engaged in primary care.</p>	



U.S. Department of Housing and Urban Development
 Office of Community Planning and Development
 Integrated Disbursement and Information System
 CDBG Activity Summary Report (GPR) for Program Year 2013
 SAN DIEGO

Date: 17-Sep-2014
 Time: 18:31
 Page: 75

PGM Year: 2012
Project: 0006 - Public Services
IDIS Activity: 6300 - SD SECOND CHANCE-JOB TRNG-13

Status: Completed 8/7/2013 12:00:00 AM
Location: 6145 Imperial Ave San Diego, CA 92114-4213

Objective: Create suitable living environments
Outcome: Availability/accessibility
Matrix Code: Employment Training (05H) **National Objective:** LMC

Initial Funding Date: 07/30/2012

Description:

This project will provide job readiness training in a thorough and rigorous 160 hours of classroom training in which participants will learn the skills necessary to gain employment, including attitude, punctuality, dedication, teamwork and commitment. The participants represent a large and growing population of residents who are living in poverty. A total of 126 clients will be served.

Financing

Grant Year	Grant	Fund Type	Funded Amount	Drawn In Program Year	Drawn Thru Program Year
Pre-2015		EN	\$199,951.00	\$0.00	\$199,951.00
Total			\$199,951.00	\$0.00	\$199,951.00

Proposed Accomplishments

People (General) : 126

Actual Accomplishments

Number assisted:

	Owner		Renter		Total		Person	
	Total	Hispanic	Total	Hispanic	Total	Hispanic	Total	Hispanic
White:	0	0	0	0	0	0	78	34
Black/African American:	0	0	0	0	0	0	35	0
Asian:	0	0	0	0	0	0	1	1
American Indian/Alaskan Native:	0	0	0	0	0	0	1	0
Native Hawaiian/Other Pacific Islander:	0	0	0	0	0	0	5	0
American Indian/Alaskan Native & White:	0	0	0	0	0	0	1	0
Asian White:	0	0	0	0	0	0	1	0
Black/African American & White:	0	0	0	0	0	0	2	0
American Indian/Alaskan Native & Black/African American:	0	0	0	0	0	0	0	0
Other multi-racial:	0	0	0	0	0	0	7	3
Asian/Pacific Islander:	0	0	0	0	0	0	0	0
Hispanic:	0	0	0	0	0	0	0	0
Total:	0	0	0	0	0	0	131	38



U.S. Department of Housing and Urban Development
 Office of Community Planning and Development
 Integrated Disbursement and Information System
 CDBG Activity Summary Report (GPR) for Program Year 2013
 SAN DIEGO

Date: 17-Sep-2014
 Time: 18:31
 Page: 76

Female-headed Households: 0 0 0

Income Category:

	Owner	Renter	Total	Person
Extremely Low	0	0	0	129
Low Mod	0	0	0	2
Moderate	0	0	0	0
Non Low Moderate	0	0	0	0
Total	0	0	0	131
Percent Low/Mod				100.0%

Annual Accomplishments

Years	Accomplishment Narrative	# Benefitting
2012	<p>1st QTR: A total of 43 new, unduplicated clients were served; Job Readiness training and job search assistance provided; 36 clients obtained employment.</p> <p>2nd QTR: A total of 25 new, unduplicated clients were served; Job Readiness training and job search assistance provided; 15 clients obtained employment.</p> <p>3rd QTR: A total of 25 new, unduplicated clients were served; Job Readiness training and job search assistance provided; 16 clients obtained employment.</p> <p>4th QTR: A total of 38 new, unduplicated clients were served; Job Readiness training and job search assistance provided; 14 clients obtained employment.</p> <p>At FY 2013 year-end, a total of 131 unduplicated clients were served. Second Chance's training curriculum and instructional approach incorporated the following five pillars that lead to attitudinal change and the development of positive workplace attributes: 1) Breaking through egos and emotional barriers; 2) Building trusting relationships; 3) Dealing with emotional "baggage"; 4) Engaging in critical self-reflection; and 5) Building self-esteem for the future. Of the 131 clients served, a total of 81 clients were successfully placed into jobs. Additionally, Second Chance's 4-week Job Readiness Training Program provided a set of Mental Health Services that were made available on a voluntary basis. The Mental Health Psychotherapy Services included: Individual; Couple; Family; and Group Psychotherapy. Clients that were referred to existing community psychiatry resource as needed. Of the 131 clients served, a total of 51 clients received Mental Health Services.</p>	



U.S. Department of Housing and Urban Development
 Office of Community Planning and Development
 Integrated Disbursement and Information System
 CDBG Activity Summary Report (GPR) for Program Year 2013
 SAN DIEGO

Date: 17-Sep-2014
 Time: 18:31
 Page: 77

PGM Year: 2012
Project: 0006 - Public Services
IDIS Activity: 6301 - SD VOL LAWYER PROG-SAFE-13

Status: Completed 8/14/2013 12:00:00 AM
Location: 707 Broadway Ste 1400 San Diego, CA 92101-5322

Objective: Create suitable living environments
Outcome: Availability/accessibility
Matrix Code: Battered and Abused Spouses (05G) **National Objective:** LMC

Initial Funding Date: 07/30/2012

Description:

This project provides free legal services to victims of domestic violence. Direct representation will be provided in restraining order hearings, child custody disputes, child and spousal support hearings, paternity actions, dissolutions and other civil legal services as needed. A total of 300 clients will be served.

Financing

Grant Year	Grant	Fund Type	Funded Amount	Drawn In Program Year	Drawn Thru Program Year
Pre-2015		EN	\$144,458.12	\$0.00	\$144,458.12
Total			\$144,458.12	\$0.00	\$144,458.12

Proposed Accomplishments

People (General) : 300

Actual Accomplishments

Number assisted:

	Owner		Renter		Total		Person	
	Total	Hispanic	Total	Hispanic	Total	Hispanic	Total	Hispanic
White:	0	0	0	0	0	0	106	61
Black/African American:	0	0	0	0	0	0	22	1
Asian:	0	0	0	0	0	0	16	1
American Indian/Alaskan Native:	0	0	0	0	0	0	0	0
Native Hawaiian/Other Pacific Islander:	0	0	0	0	0	0	2	0
American Indian/Alaskan Native & White:	0	0	0	0	0	0	1	1
Asian White:	0	0	0	0	0	0	0	0
Black/African American & White:	0	0	0	0	0	0	0	0
American Indian/Alaskan Native & Black/African American:	0	0	0	0	0	0	0	0
Other multi-racial:	0	0	0	0	0	0	43	35
Asian/Pacific Islander:	0	0	0	0	0	0	0	0
Hispanic:	0	0	0	0	0	0	0	0
Total:	0	0	0	0	0	0	190	99



U.S. Department of Housing and Urban Development
 Office of Community Planning and Development
 Integrated Disbursement and Information System
 CDBG Activity Summary Report (GPR) for Program Year 2013
 SAN DIEGO

Date: 17-Sep-2014
 Time: 18:31
 Page: 78

Female-headed Households: 0 0 0

Income Category:

	Owner	Renter	Total	Person
Extremely Low	0	0	0	0
Low Mod	0	0	0	190
Moderate	0	0	0	0
Non Low Moderate	0	0	0	0
Total	0	0	0	190
Percent Low/Mod				100.0%

Annual Accomplishments

Years	Accomplishment Narrative	# Benefitting
2012	<p>1st QTR: A total of 57 new, unduplicated clients were served; provided representation of clients at 13 Domestic Violence Restraining Order (DVRO) hearings; provided 36 clients with legal assistance services; and provided 8 clients with counseling and advice.</p> <p>2nd QTR: A total of 41 new, unduplicated clients were served; provided representation of clients at 21 Domestic Violence Restraining Order (DVRO) hearings; provided 9 clients with legal assistance services; and provided 11 clients with counseling and advice.</p> <p>3rd QTR: A total of 49 new, unduplicated clients were served; provided representation of clients at 5 Domestic Violence Restraining Order (DVRO) hearings; provided 29 clients with legal assistance services; and provided 15 clients with counseling and advice.</p> <p>4th QTR: A total of 43 new, unduplicated clients were served; provided representation of clients at 17 Domestic Violence Restraining Order (DVRO) hearings; provided 2 clients with legal assistance services; and provided 14 clients with counseling and advice.</p> <p>At FY 2013 year-end, a total of 190 unduplicated clients were served. Of the 190 clients served, staff attorneys appeared at 161 court hearings to represent the clients in their various family court matters. Representation included preparing Domestic Violence Restraining Order (DVRO) paperwork for 138 clients. Safety planning services were provided to 144 clients. A total of 109 clients received legal advice and counsel for a variety of legal issues pertaining to their family court matter. A total of 124 clients received assistance with child custody, visitation and paternity issues. A total of 36 clients received assistance with their divorces, and 30 clients also received assistance with child and spousal support issues. A total of 2 clients were assisted with their requests to renew existing DVROs that were about to expire. A total of 2 clients were represented in matters where their abusers had filed motions to set aside an existing DVRO. One client was assisted with her appeal of a DVRO issue.</p>	



U.S. Department of Housing and Urban Development
 Office of Community Planning and Development
 Integrated Disbursement and Information System
 CDBG Activity Summary Report (GPR) for Program Year 2013
 SAN DIEGO

Date: 17-Sep-2014
 Time: 18:31
 Page: 79

PGM Year: 2012
Project: 0006 - Public Services
IDIS Activity: 6303 - SVDP-FAMILY & CHILD DEV CTR-13

Status: Completed 8/14/2013 12:00:00 AM **Objective:** Create suitable living environments
Location: 1501 Imperial Ave 1506 & 1507 Commercial St San Diego, CA 92101-7638 **Outcome:** Availability/accessibility
Matrix Code: Operating Costs of Homeless/AIDS Patients Programs (03T) **National Objective:** LMC

Initial Funding Date: 07/30/2012

Description:

The Family Living Program (FLP) provides case-managed transitional housing for homeless families with children. The FLP offers 248 beds. The housing program is available 24 hours a day, 7 days a week. The maximum length of stay is 24 months, but each individual stay is determined by their unique needs as outlined in their case plan. Residents are offered a comprehensive range of supportive services in addition to housing and meals, including medical care, individual and group therapy and addiction services, case management for parents and teens, education and job skills training, licensed therapeutic child care, parent education, and afterschool care. The new Village Child Development Center will be open in January 2012, doubling the capacity of the existing center thereby allowing all parents in need of child care the opportunity to secure employment, attend classes, keep appointments, and pursue other economically empowering activities to promote self-sufficiency and a transition out of homelessness. A total of 753 clients will be served.

Financing

Grant Year	Grant	Fund Type	Funded Amount	Drawn In Program Year	Drawn Thru Program Year
Pre-2015		EN	\$375,452.00	\$0.00	\$375,452.00
Total			\$375,452.00	\$0.00	\$375,452.00

Proposed Accomplishments

People (General) : 753

Actual Accomplishments

Number assisted:

	Owner		Renter		Total		Person	
	Total	Hispanic	Total	Hispanic	Total	Hispanic	Total	Hispanic
White:	0	0	0	0	0	0	435	244
Black/African American:	0	0	0	0	0	0	237	27
Asian:	0	0	0	0	0	0	26	5
American Indian/Alaskan Native:	0	0	0	0	0	0	27	19
Native Hawaiian/Other Pacific Islander:	0	0	0	0	0	0	14	1
American Indian/Alaskan Native & White:	0	0	0	0	0	0	3	1
Asian White:	0	0	0	0	0	0	1	0
Black/African American & White:	0	0	0	0	0	0	13	2
American Indian/Alaskan Native & Black/African American:	0	0	0	0	0	0	11	9
Other multi-racial:	0	0	0	0	0	0	7	0



U.S. Department of Housing and Urban Development
 Office of Community Planning and Development
 Integrated Disbursement and Information System
 CDBG Activity Summary Report (GPR) for Program Year 2013
 SAN DIEGO

Date: 17-Sep-2014
 Time: 18:31
 Page: 80

Asian/Pacific Islander:	0	0	0	0	0	0	0	0
Hispanic:	0	0	0	0	0	0	0	0
Total:	0	0	0	0	0	0	774	308

Female-headed Households: 0 0 0 0

Income Category:

	Owner	Renter	Total	Person
Extremely Low	0	0	0	763
Low Mod	0	0	0	0
Moderate	0	0	0	0
Non Low Moderate	0	0	0	11
Total	0	0	0	774
Percent Low/Mod				98.6%

Annual Accomplishments

Years	Accomplishment Narrative	# Benefitting
2012	<p>1st QTR: A total of 389 new, unduplicated homeless individuals were served (161 adults; 227 children); Family Living Program adults received wrap-around services (Transformational Teams, Addiction Treatment and Education, Career and Education, Case Management, Medical Services, Mental Health, Residential Support, Wellness Services); Village Child Development Center (VCDC) participated in activities (Therapeutic Childcare, Family Unity Night, Parents and Children Together Time, field trips and camp activities).</p> <p>2nd QTR: A total of 139 new, unduplicated homeless individuals were served (53 adults; 86 children); Family Living Program adults received wrap-around services (Transformational Teams, Addiction Treatment and Education, Career and Education, Case Management, Medical Services, Mental Health, Residential Support, Wellness Services); Village Child Development Center (VCDC) participated in activities (Therapeutic Childcare, Family Unity Night, Parents and Children Together Time, field trips and camp activities).</p> <p>3rd QTR: A total of 120 new, unduplicated homeless individuals were served (54 adults; 66 children); Family Living Program adults received wrap-around services (Transformational Teams, Addiction Treatment and Education, Career and Education, Case Management, Medical Services, Mental Health, Residential Support, Wellness Services); Village Child Development Center (VCDC) participated in activities (Therapeutic Childcare, Family Unity Night, Parents and Children Together Time, field trips and camp activities).</p> <p>4th QTR: A total of 126 new, unduplicated homeless individuals were served (34 adults; 51 children); Family Living Program adults received wrap-around services (Transformational Teams, Addiction Treatment and Education, Career and Education, Case Management, Medical Services, Mental Health, Residential Support, Wellness Services); Village Child Development Center (VCDC) participated in activities (Therapeutic Childcare, Family Unity Night, Parents and Children Together Time, field trips and camp activities).</p> <p>At FY 2013 year-end, a total of 774 unduplicated homeless persons were served. Of those, 763 were residents that received wrap-around services (Transformational Teams; Addiction Treatment and Education; Career and Education; Case Management; Medical Services; Mental Health; Residential Support; Wellness Services) throughout the year. The Village Development Center served 411 unduplicated children (400 residents; 11 community children) that received wrap-around services (Therapeutic Childcare; Family Unity Night; Parent and Children Together Time; Parent Advisory Board) throughout the year.</p>	



U.S. Department of Housing and Urban Development
 Office of Community Planning and Development
 Integrated Disbursement and Information System
 CDBG Activity Summary Report (GPR) for Program Year 2013
 SAN DIEGO

Date: 17-Sep-2014
 Time: 18:31
 Page: 81

PGM Year: 2012
Project: 0006 - Public Services
IDIS Activity: 6304 - THE ANGEL'S DEPOT-FOOD 4 WK-13

Status: Completed 8/14/2013 12:00:00 AM
Location: 8460 Mira Mesa Blvd San Diego, CA 92126-2311

Objective: Create suitable living environments
Outcome: Availability/accessibility
Matrix Code: Senior Services (05A) **National Objective:** LMC

Initial Funding Date: 07/30/2012

Description:

This project will provide 21-Meal Emergency Boxes to impoverished seniors 65 years and older. These food boxes contain non-perishable, nutritious foods that make 21 easily prepared meals designed especially for low-income seniors and are packed with high protein, high fiber, and moderate sugar food choices. A total of 300 clients will be served.

Financing

Grant Year	Grant	Fund Type	Funded Amount	Drawn In Program Year	Drawn Thru Program Year
Pre-2015		EN	\$91,219.25	\$0.00	\$91,219.25
Total			\$91,219.25	\$0.00	\$91,219.25

Proposed Accomplishments

People (General) : 300

Actual Accomplishments

Number assisted:

	Owner		Renter		Total		Person	
	Total	Hispanic	Total	Hispanic	Total	Hispanic	Total	Hispanic
White:	0	0	0	0	0	0	178	120
Black/African American:	0	0	0	0	0	0	61	1
Asian:	0	0	0	0	0	0	140	1
American Indian/Alaskan Native:	0	0	0	0	0	0	2	0
Native Hawaiian/Other Pacific Islander:	0	0	0	0	0	0	34	0
American Indian/Alaskan Native & White:	0	0	0	0	0	0	0	0
Asian White:	0	0	0	0	0	0	0	0
Black/African American & White:	0	0	0	0	0	0	0	0
American Indian/Alaskan Native & Black/African American:	0	0	0	0	0	0	0	0
Other multi-racial:	0	0	0	0	0	0	7	4
Asian/Pacific Islander:	0	0	0	0	0	0	0	0
Hispanic:	0	0	0	0	0	0	0	0
Total:	0	0	0	0	0	0	422	126



U.S. Department of Housing and Urban Development
 Office of Community Planning and Development
 Integrated Disbursement and Information System
 CDBG Activity Summary Report (GPR) for Program Year 2013
 SAN DIEGO

Date: 17-Sep-2014
 Time: 18:31
 Page: 82

Female-headed Households: 0 0 0

Income Category:

	Owner	Renter	Total	Person
Extremely Low	0	0	0	422
Low Mod	0	0	0	0
Moderate	0	0	0	0
Non Low Moderate	0	0	0	0
Total	0	0	0	422
Percent Low/Mod				100.0%

Annual Accomplishments

Years	Accomplishment Narrative	# Benefitting
2012	<p>1st QTR: A total of 338 new, unduplicated LMI seniors were served; a total of 877 emergency meal boxes were distributed, containing 18,417 meals.</p> <p>2nd QTR: A total of 57 new, unduplicated LMI seniors were served; a total of 1,005 emergency meal boxes were distributed, containing 21,105 meals.</p> <p>3rd QTR: A total of 19 new, unduplicated LMI seniors were served; a total of 1,057 emergency meal boxes were distributed, containing 22,197 meals.</p> <p>4th QTR: A total of 8 new, unduplicated LMI seniors were served; a total of 1,033 emergency meal boxes were distributed, containing 21,693 meals.</p> <p>At FY 2013 year-end, a total of 422 unduplicated seniors were served. A total of 3,972 Emergency Meal Boxes containing 83,412 meals were distributed at eight (8) collaborating Partner Distribution Sites: Housing Opportunities Collaborative (District #2), City Heights Wellness (District #9), Fourth District Seniors Resource Center (District #4), Mira Mesa Senior Center (District #6), Salvation Army (Kearney Mesa, District #7), Bayside Community Center (Linda Vista, District #7), Joan and Ray Kroc Center (District #9), and Hearts and Hands Working Together (San Ysidro, District #8).</p>	



U.S. Department of Housing and Urban Development
 Office of Community Planning and Development
 Integrated Disbursement and Information System
 CDBG Activity Summary Report (GPR) for Program Year 2013
 SAN DIEGO

Date: 17-Sep-2014
 Time: 18:31
 Page: 83

PGM Year: 2012
Project: 0007 - Neighborhood Code Compliance
IDIS Activity: 6305 - CITY SD-ES-LEAD SAFETY ENF-13

Status: Completed 9/30/2013 12:00:00 AM **Objective:** Provide decent affordable housing
Location: 9601 Ridgehaven Ct Ste 310 San Diego, CA 92123-1676 **Outcome:** Availability/accessibility
Matrix Code: Code Enforcement (15) **National Objective:** LMA

Initial Funding Date: 07/30/2012

Description:
 The primary focus of this project will be pro-active code enforcement in targeted neighborhoods with the highest percentage of low income rental housing units. Properties built prior to 1978 with deteriorated paint will be issued a "Notice to Comply" requiring the owner to remediate the lead hazards or demonstrate no hazard exists via a certified inspection. If the owner elects not to remediate or have the property inspected, the City's Lead Safety and Healthy Homes Program (LSHHP) will conduct the inspection. A "Notice of Violation" requiring the owner remediate the hazard will only be issued if the inspection determines lead hazards exists. Citizen complaints will also be responded to. Property owners with limited resources will be referred to a network of program partners for available grants and loans. Penalties are typically not issued with violation notices. Failure to comply penalties can be issued to those who do not make a good faith effort to comply, and are waived for responsible low-mod income property owners unable to comply due to economic hardship. In such cases, the case may be closed without remediation after recording the violation with the County Assessor's Office. This project will result in the elimination of lead hazards for a total of 130 low-to-moderate income households.

Financing

Grant Year	Grant	Fund Type	Funded Amount	Drawn In Program Year	Drawn Thru Program Year
Pre-2015		EN	\$120,519.89	\$89,540.44	\$120,519.89
Total			\$120,519.89	\$89,540.44	\$120,519.89

Proposed Accomplishments
 Housing Units : 130
 Total Population in Service Area: 50,832
 Census Tract Percent Low / Mod: 72.70

Annual Accomplishments



U.S. Department of Housing and Urban Development
Office of Community Planning and Development
Integrated Disbursement and Information System
CDBG Activity Summary Report (GPR) for Program Year 2013
SAN DIEGO

Date: 17-Sep-2014
Time: 18:31
Page: 84

Years	Accomplishment Narrative	# Benefitting
2012	<p>1st QTR: Project activities were implemented on August 7, 2012; during this period, 11 new code enforcement cases involving 50 residential units were opened; 9 of these cases were found to have lead hazards impacting 29 residential units; there were no cases with identified lead hazards completed and closed.</p> <p>2nd QTR: During this period, 29 new code enforcement cases involving 81 units were opened; 9 cases impacting 22 residential units with identified lead hazards were completed and closed.</p> <p>At FY 2013 year-end, work was completed on a total of 57 cases. Of those 10 cases resulted in no lead hazard findings and were closed. A total of 47 cases resulted in lead hazards findings. Code violation notices were issued to 100 housing units and 37 cases impacting 73 housing units were cleared of lead hazards. One case was cleared of lead hazards without a violation notice being issued. Of the 100 housing units that received violations, code violations were corrected by the owner for 69 housing units and by other funds for 4 housing units. The housing units were located in the following Census Tracts: 9.00 (BG4); 10.00 (BG2); 11.00 (BG1, BG2); 12.00 (BG2, BG3); 16.00 (BG3); 17.00 (BG1, BG2); 18.00 (BG1, BG2, BG5); 22.01 (BG1, BG3); 23.02 (BG1, BG2, BG3); 24.01 (BG1, BG2); 24.02 (BG2, BG6); 25.01 (BG4); 25.02 (BG2); 26.01 (BG1, BG2); 27.03 (BG3); 27.07 (BG1); 30.04 (BG2); 33.01 (BG1); 35.02 (BG2); 44.00 (BG1, BG3, BG4); 45.02 (BG1); 47.00 (BG1); 49.00 (BG1); 53.00 (BG4); 75.01 (BG1, BG3, BG4); Over 60% of all housing units were rental units. This project is scheduled to be completed by September 30, 2013. The additional activities conducted during FY 2014 will be reported in the City's FY 2014 CAPER.</p>	
2013	<p>At FY 2014 year-end, the following accomplishments were reported covering the period of 08/07/12-08/31/13: 69 cases (properties) with 231 residential units were served; 56 violation notices were issued to 56 properties impacting 132 housing units; 37 cases impacting 78 housing units were cleared of lead hazards; and 6 cases were cleared of lead hazards without a violation notice being issued.</p>	



U.S. Department of Housing and Urban Development
 Office of Community Planning and Development
 Integrated Disbursement and Information System
 CDBG Activity Summary Report (GPR) for Program Year 2013
 SAN DIEGO

Date: 17-Sep-2014
 Time: 18:31
 Page: 85

PGM Year: 2012
Project: 0001 - Administration
IDIS Activity: 6324 - FY13 Section 108 Defeasement/Unoblig
Status: Open
Location: ,
Objective:
Outcome:
Matrix Code: Unplanned Repayment of Section 108 Loan Principal (19G) **National Objective:**

Initial Funding Date: 05/15/2012

Description:

Holding account for balances of completed projects or budgets of abandoned projects that need to be reprogrammed to be used for Section 108 loan defeasement.4518 2006 566.00 4946 2007 14,235.00 5260 2007 4,190.86 5084 2008 9,580.04 5085 2008 208.00 5086 2008 15,622.77 5105 2008 9,872.16 5150 2008 145.13 5187 2008 5,579.78 5319 2008 141,159.00 5448 2009 11,269.05 5452 2009 625.00 5453 2009 10.005465 2009 40,000.00 5477 2009 13,811.295490 2009 65,000.005491 2009 7,707.155569 2009 24,925.00 5717 2009 3,940.85FY11 PI 2010 13,245.83 5800 2010 15,061.6558072010400,0005822 2010 6,434.345826 2010 87,965.945827 2010 3,794.395828 2010 21,855.995901 2010 551.87FY12 PI 2011 141,476.75 6111 2011 493,366.33 6119 2011 400,000.00 6129 2011 8,473.37 6130 2011 35,623.84 6132 2011 11,117.20 6134 2011 11,620.10 6142 2011 4,581.71 6144 2011 5,626.50 6145 2011 21,730.05 6146 2011 12,615.28 6147 2011 1,215.35 6149 2011 12,535.47 6150 2011 25,404.39 6151 2011 20.82 6152 2011 3,141.95 6153 2011 32,797.05 6155 2011 40,883.88 6156 2011 636.12 6157 2011 31,500.62 6158 2011 20,131.64 61612011 28,361.416164 2011 0.05 6165 2011 0.05 6167 2011 0.20 6203 2011 3,789.77 6220 2011 21,313.17 6272 2012 285,000.00 6324 2012 130,539.84FY13 Unoblig4181 2005 21,822.35 5471 2009 3,952.32 5824 2010 25,014.076111 2011 37,472.25 6113 2011 164,621.926136 2011 0.01 6155 2011 962.676160 2011 11,031.03PI 2012 271,987.11Not reprogrammed-went to fund balance for total of \$58,990.293902 2003 388.75 3992 2004 1,553.83 4165 2005 423.04 4291 2005 27,644.87 4518 2006 1,684 4576 2006 424.90 4639 2006 1,611.11 4943 2007 18,143.72 5260 2007 4,869.00 5187 2008 2,247.07

Financing

Grant Year	Grant	Fund Type	Funded Amount	Drawn In Program Year	Drawn Thru Program Year
Pre-2015		EN	\$2,834,425.51	\$0.00	\$2,569,548.89
Total			\$2,834,425.51	\$0.00	\$2,569,548.89

Proposed Accomplishments

Actual Accomplishments

Number assisted:

	Owner		Renter		Total		Person	
	Total	Hispanic	Total	Hispanic	Total	Hispanic	Total	Hispanic
White:					0	0		
Black/African American:					0	0		
Asian:					0	0		
American Indian/Alaskan Native:					0	0		
Native Hawaiian/Other Pacific Islander:					0	0		
American Indian/Alaskan Native & White:					0	0		
Asian White:					0	0		
Black/African American & White:					0	0		
American Indian/Alaskan Native & Black/African American:					0	0		



U.S. Department of Housing and Urban Development
 Office of Community Planning and Development
 Integrated Disbursement and Information System
 CDBG Activity Summary Report (GPR) for Program Year 2013
 SAN DIEGO

Date: 17-Sep-2014
 Time: 18:31
 Page: 86

Other multi-racial:					0	0		
Asian/Pacific Islander:					0	0		
Hispanic:					0	0		
Total:					0	0	0	0
Female-headed Households:					0			

<i>Income Category:</i>	Owner	Renter	Total	Person
Extremely Low			0	
Low Mod			0	
Moderate			0	
Non Low Moderate			0	
Total	0	0	0	0
Percent Low/Mod				

Annual Accomplishments

No data returned for this view. This might be because the applied filter excludes all data.



U.S. Department of Housing and Urban Development
 Office of Community Planning and Development
 Integrated Disbursement and Information System
 CDBG Activity Summary Report (GPR) for Program Year 2013
 SAN DIEGO

Date: 17-Sep-2014
 Time: 18:31
 Page: 87

PGM Year: 2013
Project: 0001 - Administration
IDIS Activity: 6517 - 14-HUD ADMINISTRATION

Status: Open
Location: ,

Objective:
Outcome:
Matrix Code: General Program Administration (21A) **National Objective:**

Initial Funding Date: 09/03/2013

Description:
 CDBG Program Administration
Financing

Grant Year	Grant	Fund Type	Funded Amount	Drawn In Program Year	Drawn Thru Program Year
Pre-2015		EN	\$2,776,380.99	\$1,958,691.42	\$1,958,897.84
		PI	\$74,475.01	\$74,475.01	\$74,475.01
Total			\$2,850,856.00	\$2,033,166.43	\$2,033,372.85

Proposed Accomplishments

Actual Accomplishments

<i>Number assisted:</i>	Owner		Renter		Total		Person	
	Total	Hispanic	Total	Hispanic	Total	Hispanic	Total	Hispanic
White:					0	0		
Black/African American:					0	0		
Asian:					0	0		
American Indian/Alaskan Native:					0	0		
Native Hawaiian/Other Pacific Islander:					0	0		
American Indian/Alaskan Native & White:					0	0		
Asian White:					0	0		
Black/African American & White:					0	0		
American Indian/Alaskan Native & Black/African American:					0	0		
Other multi-racial:					0	0		
Asian/Pacific Islander:					0	0		
Hispanic:					0	0		
Total:	0	0	0	0	0	0	0	0
Female-headed Households:					0			



U.S. Department of Housing and Urban Development
Office of Community Planning and Development
Integrated Disbursement and Information System
CDBG Activity Summary Report (GPR) for Program Year 2013
SAN DIEGO

Date: 17-Sep-2014
Time: 18:31
Page: 88

Income Category:

	Owner	Renter	Total	Person
Extremely Low			0	
Low Mod			0	
Moderate			0	
Non Low Moderate			0	
Total	0	0	0	0
Percent Low/Mod				

Annual Accomplishments

No data returned for this view. This might be because the applied filter excludes all data.



U.S. Department of Housing and Urban Development
 Office of Community Planning and Development
 Integrated Disbursement and Information System
 CDBG Activity Summary Report (GPR) for Program Year 2013
 SAN DIEGO

Date: 17-Sep-2014
 Time: 18:31
 Page: 89

PGM Year: 2013
Project: 0001 - Administration
IDIS Activity: 6518 - FAIR HOUSING SERVICES-14

Status: Open
Location: ,
Objective:
Outcome:
Matrix Code: Fair Housing Activities (subject to 20% Admin Cap) (21D) **National Objective:**

Initial Funding Date: 09/03/2013

Description:
 Fair Housing Services
Financing

Grant Year	Grant	Fund Type	Funded Amount	Drawn In Program Year	Drawn Thru Program Year
Pre-2015		EN	\$210,000.00	\$199,590.56	\$199,590.56
Total			\$210,000.00	\$199,590.56	\$199,590.56

Proposed Accomplishments

Actual Accomplishments

<i>Number assisted:</i>	Owner		Renter		Total		Person	
	Total	Hispanic	Total	Hispanic	Total	Hispanic	Total	Hispanic
White:					0	0		
Black/African American:					0	0		
Asian:					0	0		
American Indian/Alaskan Native:					0	0		
Native Hawaiian/Other Pacific Islander:					0	0		
American Indian/Alaskan Native & White:					0	0		
Asian White:					0	0		
Black/African American & White:					0	0		
American Indian/Alaskan Native & Black/African American:					0	0		
Other multi-racial:					0	0		
Asian/Pacific Islander:					0	0		
Hispanic:					0	0		
Total:	0	0	0	0	0	0	0	0
Female-headed Households:					0			

Income Category:

	Owner	Renter	Total	Person
--	--------------	---------------	--------------	---------------



U.S. Department of Housing and Urban Development
Office of Community Planning and Development
Integrated Disbursement and Information System
CDBG Activity Summary Report (GPR) for Program Year 2013
SAN DIEGO

Date: 17-Sep-2014

Time: 18:31

Page: 90

Extremely Low			0	
Low Mod			0	
Moderate			0	
Non Low Moderate			0	
Total	0	0	0	0
Percent Low/Mod				

Annual Accomplishments

No data returned for this view. This might be because the applied filter excludes all data.



U.S. Department of Housing and Urban Development
 Office of Community Planning and Development
 Integrated Disbursement and Information System
 CDBG Activity Summary Report (GPR) for Program Year 2013
 SAN DIEGO

Date: 17-Sep-2014
 Time: 18:31
 Page: 91

PGM Year: 2013
Project: 0001 - Administration
IDIS Activity: 6519 - FY14 UNOBLIGATED CDBG

Status: Open
Location: ,

Objective:
Outcome:
Matrix Code: Unplanned Repayment of Section 108 Loan Principal (19G) **National Objective:**

Initial Funding Date: 09/03/2013

Description:

Unobligated funds IDIS Internal Order WBS Amount 6519 UC1000003-14 493,446.70 6116 BN1000003-12 113,910.18 6117 BO1000003-12 116,359.51 6121 BK1000003-12 447.00 6123 BE1000003-12 1,446.71 6133 CE1000003-12 95,486.82 6137 DC1000003-12 2,953.71 6139 DE1000003-12 3,356.12 6143 DI1000003-12 5,684.98 6159 GA1000003-12 23,725.56 6266 AA1000003-13 344,358.27 6266 AB1000003-13 32,767.95 6279 CA1000003-13 1,227.83 6280 CB1000003-13 8,719.49 6281 CC1000003-13 881.33 6282 CD1000003-13 25,011.66 6283 CE1000003-13 62.27 6284 CF1000003-13 12,033.21 6285 DA1000003-13 29,735.74 6293 FA1000003-13 1,521.72 6294 FB1000003-13 3,684.31 6295 FC1000003-13 513.01 6296 FD1000003-13 769.85 6301 FI1000003-13 60,796.88 6304 FL1000003-13 26.75 6297 FE1000003-13 2,063.81 6298 FF1000003-13 58,555.89 Part II 6254 S00700 Azalea Park Neighborhood Ident 33,950.97 6288 DD1000003-13 City SD-ES-Safe & Hlthy Hms-13 12,717.44 6305 GA1000003-13 City SD-ES-Lead Safety Enf-13 40.11 6266 AA1000003-13 12-HUD Administration 206.42 6286 DB1000003-13 City Hts CDC-Neigh Rehab-13 10,969.53 PI NA FY13 Program Income 271,987.11 NA NA IDIS Fund Balance 326,880.86 FY14 Reso 308575 for 2nd Allocation.

Utilized the following budgets to fund additional FY14 projects. FY14 Unobligated CDBG Estimate EN-493,447.70 FY14 Unobligated CDBG Actual EN-624,359 FY14 International Rescue Committee declined funds-90,783 FY14 SD Community Housing Corporation-141,471.30 FY09 s101030 Stockton Lights 384.22 FY14 Unbudgeted 17,126.70 FY14 Unobligated Balance after funding is 987,694.08

Financing

Grant Year	Grant	Fund Type	Funded Amount	Drawn In Program Year	Drawn Thru Program Year
Pre-2015		EN	\$987,694.08	\$0.00	\$0.00
Total			\$987,694.08	\$0.00	\$0.00

Proposed Accomplishments

Actual Accomplishments

Number assisted:

	Owner		Renter		Total		Person	
	Total	Hispanic	Total	Hispanic	Total	Hispanic	Total	Hispanic
White:					0	0		
Black/African American:					0	0		
Asian:					0	0		
American Indian/Alaskan Native:					0	0		
Native Hawaiian/Other Pacific Islander:					0	0		
American Indian/Alaskan Native & White:					0	0		
Asian White:					0	0		
Black/African American & White:					0	0		
American Indian/Alaskan Native & Black/African American:					0	0		



U.S. Department of Housing and Urban Development
 Office of Community Planning and Development
 Integrated Disbursement and Information System
 CDBG Activity Summary Report (GPR) for Program Year 2013
 SAN DIEGO

Date: 17-Sep-2014
 Time: 18:31
 Page: 92

Other multi-racial:					0	0
Asian/Pacific Islander:					0	0
Hispanic:					0	0
Total:	0	0	0	0	0	0
Female-headed Households:					0	

Income Category:

	Owner	Renter	Total	Person
Extremely Low			0	
Low Mod			0	
Moderate			0	
Non Low Moderate			0	
Total	0	0	0	0
Percent Low/Mod				

Annual Accomplishments

No data returned for this view. This might be because the applied filter excludes all data.



U.S. Department of Housing and Urban Development
 Office of Community Planning and Development
 Integrated Disbursement and Information System
 CDBG Activity Summary Report (GPR) for Program Year 2013
 SAN DIEGO

Date: 17-Sep-2014
 Time: 18:31
 Page: 93

PGM Year: 2013
Project: 0002 - Public Facilities and Improvements
IDIS Activity: 6520 - CTR COMM SOLTNS-PEACE-14

Status: Open
Location: 4508 Mission Bay Dr San Diego, CA 92109-4919

Objective: Create suitable living environments
Outcome: Availability/accessibility
Matrix Code: Public Facilities and Improvement (General) (03)
National Objective: LMC

Initial Funding Date: 09/03/2013

Description:

This project will result in the completion of ADA improvements to parking lot and other improvements to the facility.

Financing

Grant Year	Grant	Fund Type	Funded Amount	Drawn In Program Year	Drawn Thru Program Year
Pre-2015		EN	\$307,148.00	\$0.00	\$0.00
Total			\$307,148.00	\$0.00	\$0.00

Proposed Accomplishments

Public Facilities : 1

Actual Accomplishments

Number assisted:

	Owner		Renter		Total		Person	
	Total	Hispanic	Total	Hispanic	Total	Hispanic	Total	Hispanic
White:	0	0	0	0	0	0		0
Black/African American:	0	0	0	0	0	0	0	0
Asian:	0	0	0	0	0	0	0	0
American Indian/Alaskan Native:	0	0	0	0	0	0	0	0
Native Hawaiian/Other Pacific Islander:	0	0	0	0	0	0	0	0
American Indian/Alaskan Native & White:	0	0	0	0	0	0	0	0
Asian White:	0	0	0	0	0	0	0	0
Black/African American & White:	0	0	0	0	0	0	0	0
American Indian/Alaskan Native & Black/African American:	0	0	0	0	0	0	0	0
Other multi-racial:	0	0	0	0	0	0	0	0
Asian/Pacific Islander:	0	0	0	0	0	0	0	0
Hispanic:	0	0	0	0	0	0	0	0
Total:	0	0	0	0	0	0	0	0
Female-headed Households:	0		0		0			



U.S. Department of Housing and Urban Development
 Office of Community Planning and Development
 Integrated Disbursement and Information System
 CDBG Activity Summary Report (GPR) for Program Year 2013
 SAN DIEGO

Date: 17-Sep-2014
 Time: 18:31
 Page: 94

Income Category:

	Owner	Renter	Total	Person
Extremely Low	0	0	0	0
Low Mod	0	0	0	0
Moderate	0	0	0	0
Non Low Moderate	0	0	0	0
Total	0	0	0	0
Percent Low/Mod				

Annual Accomplishments

Years	Accomplishment Narrative	# Benefitting
2013	1st QTR: The FY 2015 CDBG Agreement was executed. 2nd QTR: Bidding advertisement was in the process of being finalized. 3rd QTR: An agreement was created with the construction manager. 4th QTR: Agency CEO worked with the construction manager to finalize all the necessary paperwork required to proceed on the work of the project; determination was pending on whether plans and permits are required for planned improvements to the parking lot. At FY 2014 year-end, final determination of permit requirements were pending. This project is scheduled to be completed by December 31, 2014. Additional project activities completed and confirmation of LMI benefit will be reported in the City's FY 2015 CAPER.	



U.S. Department of Housing and Urban Development
 Office of Community Planning and Development
 Integrated Disbursement and Information System
 CDBG Activity Summary Report (GPR) for Program Year 2013
 SAN DIEGO

Date: 17-Sep-2014
 Time: 18:31
 Page: 95

PGM Year: 2013
Project: 0002 - Public Facilities and Improvements
IDIS Activity: 6521 - CITY SD-PR-VILLA MONT-14

Status: Open
Location: 1925 K St San Diego, CA 92102-3828

Objective: Create suitable living environments
Outcome: Availability/accessibility
Matrix Code: Non-Residential Historic Preservation (16B) **National Objective:** LMC

Initial Funding Date: 09/03/2013

Description:
 Rehabilitation of Villa Montezuma (addressing ADA, historic rehabilitation and health & safety needs) museum.

Financing

Grant Year	Grant	Fund Type	Funded Amount	Drawn In Program Year	Drawn Thru Program Year
Pre-2015		EN	\$882,500.00	\$443,594.26	\$443,594.26
Total			\$882,500.00	\$443,594.26	\$443,594.26

Proposed Accomplishments

Organizations : 1

Actual Accomplishments

Number assisted:

	Owner		Renter		Total		Person	
	Total	Hispanic	Total	Hispanic	Total	Hispanic	Total	Hispanic
White:	0	0	0	0	0	0		0
Black/African American:	0	0	0	0	0	0	0	0
Asian:	0	0	0	0	0	0	0	0
American Indian/Alaskan Native:	0	0	0	0	0	0	0	0
Native Hawaiian/Other Pacific Islander:	0	0	0	0	0	0	0	0
American Indian/Alaskan Native & White:	0	0	0	0	0	0	0	0
Asian White:	0	0	0	0	0	0	0	0
Black/African American & White:	0	0	0	0	0	0	0	0
American Indian/Alaskan Native & Black/African American:	0	0	0	0	0	0	0	0
Other multi-racial:	0	0	0	0	0	0	0	0
Asian/Pacific Islander:	0	0	0	0	0	0	0	0
Hispanic:	0	0	0	0	0	0	0	0
Total:	0	0	0	0	0	0	0	0
Female-headed Households:	0		0		0			



U.S. Department of Housing and Urban Development
 Office of Community Planning and Development
 Integrated Disbursement and Information System
 CDBG Activity Summary Report (GPR) for Program Year 2013
 SAN DIEGO

Date: 17-Sep-2014
 Time: 18:31
 Page: 96

Income Category:

	Owner	Renter	Total	Person
Extremely Low	0	0	0	0
Low Mod	0	0	0	0
Moderate	0	0	0	0
Non Low Moderate	0	0	0	0
Total	0	0	0	0
Percent Low/Mod				

Annual Accomplishments

Years	Accomplishment Narrative	# Benefitting
2013	<p>1st QTR/2nd QTR: No project activities were implemented during this period.</p> <p>3rd QTR: A pre-construction meeting, originally scheduled for February 26th, was held on March 19th; NTP was issued on March 26th pending building permit issuance.</p> <p>4th QTR: Work had begun on concrete, masonry, thermal and moisture protection, fire suppression, plumbing, electrical and exterior.</p> <p>At FY 2014 year-end, the project was nearing completion of activities to stabilize the brick masonry foundation walls and footings at the west end of the basement, repair brick masonry chimney at west facade, deluge sprinkler system at west facade, entry stairs at north facade, roofing, flashings, gutters and downspouts and electrical systems. This project is scheduled to be completed by December 31, 2014. Additional project activities completed and confirmation of LMI benefit will be reported in the City's FY 2015 CAPER.</p>	



U.S. Department of Housing and Urban Development
 Office of Community Planning and Development
 Integrated Disbursement and Information System
 CDBG Activity Summary Report (GPR) for Program Year 2013
 SAN DIEGO

Date: 17-Sep-2014
 Time: 18:31
 Page: 97

PGM Year: 2013
Project: 0002 - Public Facilities and Improvements
IDIS Activity: 6522 - CIVIC SD-BETA STREET-14

Status: Open **Objective:** Create suitable living environments
Location: beta street between 38th and 39th san diego, CA 92113 **Outcome:** Availability/accessibility
Matrix Code: Street Improvements (03K) **National Objective:** LMC

Initial Funding Date: 09/03/2013

Description:
 Paving of dirt alley adjacent to Cesar Chavez Elementary School in order to improve access to Southcrest Trails Park and its recreation center as well as play fields located at the elementary school.

Financing

Grant Year	Grant	Fund Type	Funded Amount	Drawn In Program Year	Drawn Thru Program Year
Pre-2015		EN	\$190,000.00	\$0.00	\$0.00
Total			\$190,000.00	\$0.00	\$0.00

Proposed Accomplishments

People (General) : 1

Actual Accomplishments

Number assisted:

	Owner		Renter		Total		Person	
	Total	Hispanic	Total	Hispanic	Total	Hispanic	Total	Hispanic
White:	0	0	0	0	0	0		0
Black/African American:	0	0	0	0	0	0	0	0
Asian:	0	0	0	0	0	0	0	0
American Indian/Alaskan Native:	0	0	0	0	0	0	0	0
Native Hawaiian/Other Pacific Islander:	0	0	0	0	0	0	0	0
American Indian/Alaskan Native & White:	0	0	0	0	0	0	0	0
Asian White:	0	0	0	0	0	0	0	0
Black/African American & White:	0	0	0	0	0	0	0	0
American Indian/Alaskan Native & Black/African American:	0	0	0	0	0	0	0	0
Other multi-racial:	0	0	0	0	0	0	0	0
Asian/Pacific Islander:	0	0	0	0	0	0	0	0
Hispanic:	0	0	0	0	0	0	0	0
Total:	0	0	0	0	0	0	0	0
Female-headed Households:	0		0		0			



U.S. Department of Housing and Urban Development
 Office of Community Planning and Development
 Integrated Disbursement and Information System
 CDBG Activity Summary Report (GPR) for Program Year 2013
 SAN DIEGO

Date: 17-Sep-2014
 Time: 18:31
 Page: 98

Income Category:

	Owner	Renter	Total	Person
Extremely Low	0	0	0	0
Low Mod	0	0	0	0
Moderate	0	0	0	0
Non Low Moderate	0	0	0	0
Total	0	0	0	0
Percent Low/Mod				

Annual Accomplishments

Years	Accomplishment Narrative	# Benefitting
2013	At FY 2014 year-end, no CDBG funds had been expended. CDBG funds are dedicated to construction costs scheduled to be implemented in November 2014. Project activities completed with other agency funds have included preparation of the final designs of the ADA improvements, sidewalks, curb, and alley with previous concrete and under drain system, geotechnical soil testing, percolation testing, water quality technical reports, water pollution control plans and other City required documentation for construction permitting. This project is scheduled to be completed by December 31, 2014. Additional project activities completed and confirmation of LMI benefit will be reported in the City's FY 2015 CAPER.	



U.S. Department of Housing and Urban Development
 Office of Community Planning and Development
 Integrated Disbursement and Information System
 CDBG Activity Summary Report (GPR) for Program Year 2013
 SAN DIEGO

Date: 17-Sep-2014
 Time: 18:31
 Page: 99

PGM Year: 2013
Project: 0002 - Public Facilities and Improvements
IDIS Activity: 6523 - FAMILY HLTH CTR-FED TRG CTR-14

Status: Canceled 7/17/2014 12:00:00 AM **Objective:** Create suitable living environments
Location: 5160 Federal Blvd San Diego, CA 92105-5429 **Outcome:** Availability/accessibility
Matrix Code: Health Facilities (03P) **National Objective:** LMC

Initial Funding Date: 09/03/2013

Description:

Construction of Federal Boulevard Tech and Training Center to increase access to primary care medical home services (job training activities are referenced in application but may not be carried out with CDBG funds given this is a CIP project).

Financing

No data returned for this view. This might be because the applied filter excludes all data.

Proposed Accomplishments

Public Facilities : 1

Actual Accomplishments

Number assisted:

	Owner		Renter		Total		Person	
	Total	Hispanic	Total	Hispanic	Total	Hispanic	Total	Hispanic
White:	0	0	0	0	0	0		0
Black/African American:	0	0	0	0	0	0	0	0
Asian:	0	0	0	0	0	0	0	0
American Indian/Alaskan Native:	0	0	0	0	0	0	0	0
Native Hawaiian/Other Pacific Islander:	0	0	0	0	0	0	0	0
American Indian/Alaskan Native & White:	0	0	0	0	0	0	0	0
Asian White:	0	0	0	0	0	0	0	0
Black/African American & White:	0	0	0	0	0	0	0	0
American Indian/Alaskan Native & Black/African American:	0	0	0	0	0	0	0	0
Other multi-racial:	0	0	0	0	0	0	0	0
Asian/Pacific Islander:	0	0	0	0	0	0	0	0



U.S. Department of Housing and Urban Development
 Office of Community Planning and Development
 Integrated Disbursement and Information System
 CDBG Activity Summary Report (GPR) for Program Year 2013
 SAN DIEGO

Date: 17-Sep-2014
 Time: 18:31
 Page: 100

Hispanic:	0	0	0	0	0	0	0	0
Total:	0	0	0	0	0	0	0	0

Female-headed Households: 0 0 0 0 0 0 0 0 0

Income Category:

	Owner	Renter	Total	Person
Extremely Low	0	0	0	0
Low Mod	0	0	0	0
Moderate	0	0	0	0
Non Low Moderate	0	0	0	0
Total	0	0	0	0
Percent Low/Mod				

Annual Accomplishments

Years	Accomplishment Narrative	# Benefitting
2013	1st QTR: The FY 2014 CDBG Agreement was pending execution during this period; project was pending completion of required environmental reviews. 2nd QTR: Agency continued to work on the elements needed in the CEQA process and has prepared an RFP for the environmental review that will go out to bid in January 2014 utilizing other funding sources. 3rd QTR: The FY 2014 CDBG Agreement was executed in April 2014; submittal of draft bidding materials to CDBG Project Manager was pending to date.	



U.S. Department of Housing and Urban Development
 Office of Community Planning and Development
 Integrated Disbursement and Information System
 CDBG Activity Summary Report (GPR) for Program Year 2013
 SAN DIEGO

Date: 17-Sep-2014
 Time: 18:31
 Page: 101

PGM Year: 2013
Project: 0002 - Public Facilities and Improvements
IDIS Activity: 6524 - SD FOOD BANK-WAREHOUSE-14

Status: Open
Location: 9850 Distribution Ave San Diego, CA 92121-2320

Objective: Create suitable living environments
Outcome: Availability/accessibility
Matrix Code: Public Facilities and Improvement (General) (03)
National Objective: LMC

Initial Funding Date: 09/03/2013

Description:

Construction of mezzanine for volunteer activities, expansion of cooler capacity, upgrade cooler technology and development of an on-site recycling center.

Financing

Grant Year	Grant	Fund Type	Funded Amount	Drawn In Program Year	Drawn Thru Program Year
Pre-2015		EN	\$1,402,094.00	\$491,388.22	\$491,388.22
Total			\$1,402,094.00	\$491,388.22	\$491,388.22

Proposed Accomplishments

Public Facilities : 1

Actual Accomplishments

Number assisted:

	Owner		Renter		Total		Person	
	Total	Hispanic	Total	Hispanic	Total	Hispanic	Total	Hispanic
White:	0	0	0	0	0	0		0
Black/African American:	0	0	0	0	0	0	0	0
Asian:	0	0	0	0	0	0	0	0
American Indian/Alaskan Native:	0	0	0	0	0	0	0	0
Native Hawaiian/Other Pacific Islander:	0	0	0	0	0	0	0	0
American Indian/Alaskan Native & White:	0	0	0	0	0	0	0	0
Asian White:	0	0	0	0	0	0	0	0
Black/African American & White:	0	0	0	0	0	0	0	0
American Indian/Alaskan Native & Black/African American:	0	0	0	0	0	0	0	0
Other multi-racial:	0	0	0	0	0	0	0	0
Asian/Pacific Islander:	0	0	0	0	0	0	0	0
Hispanic:	0	0	0	0	0	0	0	0
Total:	0	0	0	0	0	0	0	0
Female-headed Households:	0		0		0			



U.S. Department of Housing and Urban Development
 Office of Community Planning and Development
 Integrated Disbursement and Information System
 CDBG Activity Summary Report (GPR) for Program Year 2013
 SAN DIEGO

Date: 17-Sep-2014
 Time: 18:31
 Page: 102

Income Category:

	Owner	Renter	Total	Person
Extremely Low	0	0	0	0
Low Mod	0	0	0	0
Moderate	0	0	0	0
Non Low Moderate	0	0	0	0
Total	0	0	0	0
Percent Low/Mod				

Annual Accomplishments

Years	Accomplishment Narrative	# Benefitting
2013	<p>1st QTR: The FY 2014 CDBG Agreement was executed; no project activities were implemented during this period.</p> <p>2nd QTR: The bid advertisement was published from 11/27/13 through 12/17/13; the mandatory job walk was held; deadline for bid submittals was 01/08/14.</p> <p>3rd QTR: The bidding process was completed in January 2014 and a contractor was selected; an agreement was executed in February 2014; the pre-construction meeting was held on March 25th and the Notice to Proceed was issued on March 27th.</p> <p>4th QTR: The southwest driveway and ramp was completed; rough electrical was installed to the sorting room; southeast driveway was under construction; half of the slab was poured on ground level; CIP walls had been poured and that area had been backfilled for the warehouse level portion of the new addition on the northeast side; the sink drain and plumbing hook-up for the new cooler was installed in side of the warehouse. At FY 2014 year-end, approximately 40,820 SF of existing asphalt on the south side of the facility was demolished and replaced with concrete paving to allow a smooth access for trucks to the receiving docks. Replacement of existing asphalt on the west side was also completed to allow access for commercial truck parking. The cooler was expanded by adding 36,000 cubic feet to further accommodate an increase in fresh produce storage. A new 5,961 SF Recycling Center was constructed that consisted of a new loading dock, roll-up doors, concrete foundation and retaining walls, stucco, gypsum board, and fire treated wood stood construction, as well as electrical, heating/cooling, and plumbing. This project is scheduled to be completed by December 31, 2014. Additional project activities completed and confirmation of LMI benefit will be reported in the City's FY 2015 CAPER.</p>	



U.S. Department of Housing and Urban Development
 Office of Community Planning and Development
 Integrated Disbursement and Information System
 CDBG Activity Summary Report (GPR) for Program Year 2013
 SAN DIEGO

Date: 17-Sep-2014
 Time: 18:31
 Page: 103

PGM Year: 2013
Project: 0002 - Public Facilities and Improvements
IDIS Activity: 6525 - LA MAESTRA-HEART OF CMTY-14

Status: Open
Location: 4060 Fairmount Ave San Diego, CA 92105-1608

Objective: Create suitable living environments
Outcome: Availability/accessibility
Matrix Code: Health Facilities (03P) **National Objective:** LMC

Initial Funding Date: 09/03/2013

Description:
 Expansion of existing Family Clinic by construction of ER Radiology Room.

Financing

Grant Year	Grant	Fund Type	Funded Amount	Drawn In Program Year	Drawn Thru Program Year
Pre-2015		EN	\$201,250.00	\$190,209.55	\$190,209.55
Total			\$201,250.00	\$190,209.55	\$190,209.55

Proposed Accomplishments

Public Facilities : 1

Actual Accomplishments

Number assisted:

	Owner		Renter		Total		Person	
	Total	Hispanic	Total	Hispanic	Total	Hispanic	Total	Hispanic
White:	0	0	0	0	0	0		0
Black/African American:	0	0	0	0	0	0	0	0
Asian:	0	0	0	0	0	0	0	0
American Indian/Alaskan Native:	0	0	0	0	0	0	0	0
Native Hawaiian/Other Pacific Islander:	0	0	0	0	0	0	0	0
American Indian/Alaskan Native & White:	0	0	0	0	0	0	0	0
Asian White:	0	0	0	0	0	0	0	0
Black/African American & White:	0	0	0	0	0	0	0	0
American Indian/Alaskan Native & Black/African American:	0	0	0	0	0	0	0	0
Other multi-racial:	0	0	0	0	0	0	0	0
Asian/Pacific Islander:	0	0	0	0	0	0	0	0
Hispanic:	0	0	0	0	0	0	0	0
Total:	0	0	0	0	0	0	0	0
Female-headed Households:	0		0		0			



U.S. Department of Housing and Urban Development
 Office of Community Planning and Development
 Integrated Disbursement and Information System
 CDBG Activity Summary Report (GPR) for Program Year 2013
 SAN DIEGO

Date: 17-Sep-2014
 Time: 18:31
 Page: 104

Income Category:

	Owner	Renter	Total	Person
Extremely Low	0	0	0	0
Low Mod	0	0	0	0
Moderate	0	0	0	0
Non Low Moderate	0	0	0	0
Total	0	0	0	0
Percent Low/Mod				

Annual Accomplishments

Years	Accomplishment Narrative	# Benefitting
2013	<p>1st QTR: The FY 2014 CDBG Agreement was executed; no project activities were implemented during this period.</p> <p>2nd QTR: The bid advertisement and RFP was published from 12/02/13 through 12/16/13, with bids due on 01/09/14.</p> <p>3rd QTR: There were 9 bids received; the lowest responsible bidder was selected; contract negotiations began; the pre-construction meeting was held and construction began in March 2014.</p> <p>4th QTR: Rough plumbing and HVAC, rough electrical, fire sprinkler, metal framing, installation of hollow metal door & window frames, and wall insulation, ceiling Grid and RAD Room Unistrut installation, and vinyl chair rail were completed. In addition, network cabling and electricals were relocated and the sliding window openings were completed.</p> <p>At FY 2014 year-end, CDBG funds were utilized to build out a 650 square foot space for new radiographic and ultrasound equipment (purchased separately by Agency) at the La Maestra City Heights Health Center. The build-out included all new lead-shielded walls and doors, structural bracing, plumbing, cabinets, work counters, and lighting/electrical systems. The project also required alterations to the existing fire alarm, fire sprinkler, and mechanical systems to accommodate the new X-Ray facility. New transaction windows and privacy screens were installed in an expanded Reception Office and Waiting Area. Sustainable flooring and finishes were installed to match the existing facility, which is the first LEED Gold-Level certified community health center of its kind in the U.S. This new, state-of the-art, lead-walled general and ER radiology room will be operational in August 2014 and will enable the clinic to provide comprehensive radiology services on-site, which are currently unavailable to the target population in the service area. This project is scheduled to be completed by December 31, 2014. Additional project activities completed and confirmation of LMI benefit will be reported in the City's FY 2015 CAPER.</p>	



U.S. Department of Housing and Urban Development
 Office of Community Planning and Development
 Integrated Disbursement and Information System
 CDBG Activity Summary Report (GPR) for Program Year 2013
 SAN DIEGO

Date: 17-Sep-2014
 Time: 18:31
 Page: 105

PGM Year: 2013
Project: 0002 - Public Facilities and Improvements
IDIS Activity: 6526 - SD SECOND CHANCE-HEADQTRS-14

Status: Open
Location: 6145 Imperial Ave San Diego, CA 92114-4213

Objective: Create suitable living environments
Outcome: Availability/accessibility
Matrix Code: Public Facilities and Improvement (General) (03)
National Objective: LMC

Initial Funding Date: 09/03/2013

Description:

Installation of security equipment throughout Agency headquarters including video systems, exterior lighting & driveway gates.

Financing

Grant Year	Grant	Fund Type	Funded Amount	Drawn In Program Year	Drawn Thru Program Year
Pre-2015		EN	\$113,532.00	\$0.00	\$0.00
Total			\$113,532.00	\$0.00	\$0.00

Proposed Accomplishments

Public Facilities : 1

Actual Accomplishments

Number assisted:

	Owner		Renter		Total		Person	
	Total	Hispanic	Total	Hispanic	Total	Hispanic	Total	Hispanic
White:	0	0	0	0	0	0		0
Black/African American:	0	0	0	0	0	0	0	0
Asian:	0	0	0	0	0	0	0	0
American Indian/Alaskan Native:	0	0	0	0	0	0	0	0
Native Hawaiian/Other Pacific Islander:	0	0	0	0	0	0	0	0
American Indian/Alaskan Native & White:	0	0	0	0	0	0	0	0
Asian White:	0	0	0	0	0	0	0	0
Black/African American & White:	0	0	0	0	0	0	0	0
American Indian/Alaskan Native & Black/African American:	0	0	0	0	0	0	0	0
Other multi-racial:	0	0	0	0	0	0	0	0
Asian/Pacific Islander:	0	0	0	0	0	0	0	0
Hispanic:	0	0	0	0	0	0	0	0
Total:	0	0	0	0	0	0	0	0
Female-headed Households:	0		0		0			



U.S. Department of Housing and Urban Development
 Office of Community Planning and Development
 Integrated Disbursement and Information System
 CDBG Activity Summary Report (GPR) for Program Year 2013
 SAN DIEGO

Date: 17-Sep-2014
 Time: 18:31
 Page: 106

Income Category:

	Owner	Renter	Total	Person
Extremely Low	0	0	0	0
Low Mod	0	0	0	0
Moderate	0	0	0	0
Non Low Moderate	0	0	0	0
Total	0	0	0	0
Percent Low/Mod				

Annual Accomplishments

Years	Accomplishment Narrative	# Benefitting
2013	<p>1st QTR: FY 2014 CDBG Agreement was executed; project activities were not implemented during this period.</p> <p>2nd QTR: Bid documents were in the process of being finalized.</p> <p>3rd QTR: Bid advertisement was published beginning March 21, 2014 and will run until April 4, 2014.</p> <p>4th QTR: The pre-bid job walk was held on April 21, 2014; the bid due date was extended one week to May 6, 2014; agency is working with the Board to select a General Contractor.</p> <p>At FY 2014 year-end, the construction bidding process was implemented and the General Contractor selection was pending Board approval. This project is scheduled to be completed by December 31, 2014. Additional project activities completed and confirmation of LMI benefit will be reported in the City's FY 2015 CAPER.</p>	



U.S. Department of Housing and Urban Development
 Office of Community Planning and Development
 Integrated Disbursement and Information System
 CDBG Activity Summary Report (GPR) for Program Year 2013
 SAN DIEGO

Date: 17-Sep-2014
 Time: 18:31
 Page: 107

PGM Year: 2013
Project: 0004 - Residential Rehabilitation
IDIS Activity: 6527 - SENIOR COMMUNITY-HOUSING-14

Status: Open
Location: 525 14th St San Diego, CA 92101-7544

Objective: Provide decent affordable housing
Outcome: Availability/accessibility
Matrix Code: Rehab; Multi-Unit Residential (14B) **National Objective:** LMH

Initial Funding Date: 09/03/2013

Description:

Improvements for senior housing facility (Potiker Family Senior Residence) to ensure safety and health of residents. Improvements include installation of auxiliary power source for elevator, installation of 2 energy efficient power boiler units, repairs to decking and stairs landing & installation of security cameras and monitoring system.

Financing

Grant Year	Grant	Fund Type	Funded Amount	Drawn In Program Year	Drawn Thru Program Year
Pre-2015		EN	\$110,676.00	\$0.00	\$0.00
Total			\$110,676.00	\$0.00	\$0.00

Proposed Accomplishments

Housing Units : 200

Actual Accomplishments

Number assisted:

	Owner		Renter		Total		Person	
	Total	Hispanic	Total	Hispanic	Total	Hispanic	Total	Hispanic
White:	0	0	0	0	0	0		0
Black/African American:	0	0	0	0	0	0	0	0
Asian:	0	0	0	0	0	0	0	0
American Indian/Alaskan Native:	0	0	0	0	0	0	0	0
Native Hawaiian/Other Pacific Islander:	0	0	0	0	0	0	0	0
American Indian/Alaskan Native & White:	0	0	0	0	0	0	0	0
Asian White:	0	0	0	0	0	0	0	0
Black/African American & White:	0	0	0	0	0	0	0	0
American Indian/Alaskan Native & Black/African American:	0	0	0	0	0	0	0	0
Other multi-racial:	0	0	0	0	0	0	0	0
Asian/Pacific Islander:	0	0	0	0	0	0	0	0
Hispanic:	0	0	0	0	0	0	0	0
Total:	0	0	0	0	0	0	0	0



U.S. Department of Housing and Urban Development
 Office of Community Planning and Development
 Integrated Disbursement and Information System
 CDBG Activity Summary Report (GPR) for Program Year 2013
 SAN DIEGO

Date: 17-Sep-2014
 Time: 18:31
 Page: 108

Female-headed Households: 0 0 0

Income Category:

	Owner	Renter	Total	Person
Extremely Low	0	0	0	0
Low Mod	0	0	0	0
Moderate	0	0	0	0
Non Low Moderate	0	0	0	0
Total	0	0	0	0

Percent Low/Mod

Annual Accomplishments

Years	Accomplishment Narrative	# Benefiting
2013	1st QTR/2nd QTR: No project activities were implemented during this reporting period. At FY 2014 year-end, no CDBG funds had been expended. The bidding process was pending completion. This project is scheduled to be completed by December 31, 2014. Additional project activities completed and confirmation of LMI benefit will be reported in the City's FY 2015 CAPER.	



U.S. Department of Housing and Urban Development
 Office of Community Planning and Development
 Integrated Disbursement and Information System
 CDBG Activity Summary Report (GPR) for Program Year 2013
 SAN DIEGO

Date: 17-Sep-2014
 Time: 18:31
 Page: 109

PGM Year: 2013
Project: 0002 - Public Facilities and Improvements
IDIS Activity: 6528 - SVDP-JOAN KROC CTR-14

Status: Open
Location: 1501 Imperial Ave San Diego, CA 92101-7638

Objective: Create suitable living environments
Outcome: Availability/accessibility
Matrix Code: Homeless Facilities (not operating costs) (03C) **National Objective:** LMC

Initial Funding Date: 09/03/2013

Description:

Renovations, upgrades, and repairs to address health, safety and energy deficiencies: bathroom renovations; replacement of kitchen, dining room, celebration room and courtyard playground floors; cooling and heating coil replacements; and replacement of storage tanks of hot water system.

Financing

Grant Year	Grant	Fund Type	Funded Amount	Drawn In Program Year	Drawn Thru Program Year
Pre-2015		EN	\$260,912.00	\$0.00	\$0.00
Total			\$260,912.00	\$0.00	\$0.00

Proposed Accomplishments

Public Facilities : 1

Actual Accomplishments

Number assisted:

	Owner		Renter		Total		Person	
	Total	Hispanic	Total	Hispanic	Total	Hispanic	Total	Hispanic
White:	0	0	0	0	0	0		0
Black/African American:	0	0	0	0	0	0	0	0
Asian:	0	0	0	0	0	0	0	0
American Indian/Alaskan Native:	0	0	0	0	0	0	0	0
Native Hawaiian/Other Pacific Islander:	0	0	0	0	0	0	0	0
American Indian/Alaskan Native & White:	0	0	0	0	0	0	0	0
Asian White:	0	0	0	0	0	0	0	0
Black/African American & White:	0	0	0	0	0	0	0	0
American Indian/Alaskan Native & Black/African American:	0	0	0	0	0	0	0	0
Other multi-racial:	0	0	0	0	0	0	0	0
Asian/Pacific Islander:	0	0	0	0	0	0	0	0
Hispanic:	0	0	0	0	0	0	0	0
Total:	0	0	0	0	0	0	0	0
Female-headed Households:	0		0		0			



U.S. Department of Housing and Urban Development
 Office of Community Planning and Development
 Integrated Disbursement and Information System
 CDBG Activity Summary Report (GPR) for Program Year 2013
 SAN DIEGO

Date: 17-Sep-2014
 Time: 18:31
 Page: 110

Income Category:

	Owner	Renter	Total	Person
Extremely Low	0	0	0	0
Low Mod	0	0	0	0
Moderate	0	0	0	0
Non Low Moderate	0	0	0	0
Total	0	0	0	0
Percent Low/Mod				

Annual Accomplishments

Years	Accomplishment Narrative	# Benefiting
2013	<p>1st QTR: The FY 2014 CDBG Agreement was executed; project activities were not implemented during this period.</p> <p>2nd QTR: No project activities were implemented during this period.</p> <p>3rd QTR: No project activities were implemented in January 2014; technical assistance on bidding requirements was provided to the Agency.</p> <p>4th QTR: The RFPs and bid advertisement documents were completed and issued on April 4, 2014; the pre-bid meeting was held on April 21, 2014 and bids due on May 5, 2014.</p> <p>At FY 2014 year-end, no CDBG funds had been expended. The bidding process was pending completion. This project is scheduled to be completed by December 31, 2014. Additional project activities completed and confirmation of LMI benefit will be reported in the City's FY 2015 CAPER.</p>	



U.S. Department of Housing and Urban Development
 Office of Community Planning and Development
 Integrated Disbursement and Information System
 CDBG Activity Summary Report (GPR) for Program Year 2013
 SAN DIEGO

Date: 17-Sep-2014
 Time: 18:31
 Page: 111

PGM Year: 2013
Project: 0002 - Public Facilities and Improvements
IDIS Activity: 6529 - SVDP-PAUL MIRABILE CTR-14

Status: Open
Location: 16 15th St. San Diego, CA 92101

Objective: Create suitable living environments
Outcome: Availability/accessibility
Matrix Code: Homeless Facilities (not operating costs) (03C) **National Objective:** LMC

Initial Funding Date: 09/03/2013

Description:

Renovations, upgrades and repairs to address health, safety and energy deficiencies: replacement of 50 water source heat pumps; replacement of dining room & kitchen floors as well as the floors of the Health Center; and lighting retrofit.

Financing

Grant Year	Grant	Fund Type	Funded Amount	Drawn In Program Year	Drawn Thru Program Year
Pre-2015		EN	\$200,274.00	\$0.00	\$0.00
Total			\$200,274.00	\$0.00	\$0.00

Proposed Accomplishments

Public Facilities : 1

Actual Accomplishments

Number assisted:

	Owner		Renter		Total		Person	
	Total	Hispanic	Total	Hispanic	Total	Hispanic	Total	Hispanic
White:	0	0	0	0	0	0		0
Black/African American:	0	0	0	0	0	0	0	0
Asian:	0	0	0	0	0	0	0	0
American Indian/Alaskan Native:	0	0	0	0	0	0	0	0
Native Hawaiian/Other Pacific Islander:	0	0	0	0	0	0	0	0
American Indian/Alaskan Native & White:	0	0	0	0	0	0	0	0
Asian White:	0	0	0	0	0	0	0	0
Black/African American & White:	0	0	0	0	0	0	0	0
American Indian/Alaskan Native & Black/African American:	0	0	0	0	0	0	0	0
Other multi-racial:	0	0	0	0	0	0	0	0
Asian/Pacific Islander:	0	0	0	0	0	0	0	0
Hispanic:	0	0	0	0	0	0	0	0
Total:	0	0	0	0	0	0	0	0
Female-headed Households:	0		0		0			



U.S. Department of Housing and Urban Development
 Office of Community Planning and Development
 Integrated Disbursement and Information System
 CDBG Activity Summary Report (GPR) for Program Year 2013
 SAN DIEGO

Date: 17-Sep-2014
 Time: 18:31
 Page: 112

Income Category:

	Owner	Renter	Total	Person
Extremely Low	0	0	0	0
Low Mod	0	0	0	0
Moderate	0	0	0	0
Non Low Moderate	0	0	0	0
Total	0	0	0	0
Percent Low/Mod				

Annual Accomplishments

Years	Accomplishment Narrative	# Benefitting
2013	<p>1st QTR: The FY 2014 CDBG Agreement was executed; project activities were not implemented during this period.</p> <p>2nd QTR: No project activities were implemented during this period.</p> <p>3rd QTR: No project activities were implemented in January 2014; technical assistance on bidding requirements was provided to the Agency.</p> <p>4th QTR: The RFPs and bid advertisement documents were completed and issued on April 4, 2014; the pre-bid meeting was held on April 21, 2014 and bids due on May 5, 2014.</p> <p>At FY 2014 year-end, the bidding process was pending completion. This project is scheduled to be completed by December 31, 2014.</p> <p>Additional project activities completed and confirmation of LMI benefit will be reported in the City's FY 2015 CAPER.</p>	



U.S. Department of Housing and Urban Development
 Office of Community Planning and Development
 Integrated Disbursement and Information System
 CDBG Activity Summary Report (GPR) for Program Year 2013
 SAN DIEGO

Date: 17-Sep-2014
 Time: 18:31
 Page: 113

PGM Year: 2013
Project: 0002 - Public Facilities and Improvements
IDIS Activity: 6530 - YMCA-COPLEY-14

Status: Canceled 6/25/2014 12:00:00 AM
Location: 4300 El Cajon Blvd San Diego, CA 92105-1212

Objective: Create suitable living environments
Outcome: Availability/accessibility
Matrix Code: Neighborhood Facilities (03E) **National Objective:** LMC

Initial Funding Date: 09/03/2013

Description:
 Construction of a community demonstration kitchen in the new YMCA facility to be located in Mid-City. It is intended to showcase, teach and encourage healthy eating choices. The kitchen is part of a newly proposed YMCA (53.4k square feet in 3.7 acre site) that would replace a much smaller one which currently serves 8,000 community members.

Financing
 No data returned for this view. This might be because the applied filter excludes all data.

Proposed Accomplishments

Public Facilities : 1

Actual Accomplishments

Number assisted:

	Owner		Renter		Total		Person	
	Total	Hispanic	Total	Hispanic	Total	Hispanic	Total	Hispanic
White:	0	0	0	0	0	0		0
Black/African American:	0	0	0	0	0	0	0	0
Asian:	0	0	0	0	0	0	0	0
American Indian/Alaskan Native:	0	0	0	0	0	0	0	0
Native Hawaiian/Other Pacific Islander:	0	0	0	0	0	0	0	0
American Indian/Alaskan Native & White:	0	0	0	0	0	0	0	0
Asian White:	0	0	0	0	0	0	0	0
Black/African American & White:	0	0	0	0	0	0	0	0
American Indian/Alaskan Native & Black/African American:	0	0	0	0	0	0	0	0
Other multi-racial:	0	0	0	0	0	0	0	0



U.S. Department of Housing and Urban Development
 Office of Community Planning and Development
 Integrated Disbursement and Information System
 CDBG Activity Summary Report (GPR) for Program Year 2013
 SAN DIEGO

Date: 17-Sep-2014
 Time: 18:31
 Page: 114

Asian/Pacific Islander:	0	0	0	0	0	0	0	0
Hispanic:	0	0	0	0	0	0	0	0
Total:	0	0	0	0	0	0	0	0

Female-headed Households: 0 0 0 0 0 0 0 0

Income Category:

	Owner	Renter	Total	Person
Extremely Low	0	0	0	0
Low Mod	0	0	0	0
Moderate	0	0	0	0
Non Low Moderate	0	0	0	0
Total	0	0	0	0
Percent Low/Mod				

Annual Accomplishments

Years	Accomplishment Narrative	# Benefitting
2013	1st QTR: The FY 2014 CDBG Agreement was executed; project activities were not implemented during this period. 2nd QTR: No project activities were implemented during this period. 3rd QTR: No project activities were implemented in January 2014; other funding sources are being utilized for current construction activities being completed on the project site.	



U.S. Department of Housing and Urban Development
 Office of Community Planning and Development
 Integrated Disbursement and Information System
 CDBG Activity Summary Report (GPR) for Program Year 2013
 SAN DIEGO

Date: 17-Sep-2014
 Time: 18:31
 Page: 115

PGM Year: 2013
Project: 0002 - Public Facilities and Improvements
IDIS Activity: 6531 - YWCA-SECURITY & SURV-14

Status: Open
Location: 1012 C St San Diego, CA 92101-5522

Objective: Create suitable living environments
Outcome: Availability/accessibility
Matrix Code: Homeless Facilities (not operating costs) (03C) **National Objective:** LMC

Initial Funding Date: 09/03/2013

Description:
 Upgrading of the YWCA's cable infrastructure and networking system and installation of a new building access control system, video surveillance, in-house security alert and Wi-Fi system.

Financing

Grant Year	Grant	Fund Type	Funded Amount	Drawn In Program Year	Drawn Thru Program Year
Pre-2015		EN	\$216,790.00	\$1,620.30	\$1,620.30
Total			\$216,790.00	\$1,620.30	\$1,620.30

Proposed Accomplishments

Public Facilities : 1

Actual Accomplishments

Number assisted:

	Owner		Renter		Total		Person	
	Total	Hispanic	Total	Hispanic	Total	Hispanic	Total	Hispanic
White:	0	0	0	0	0	0		0
Black/African American:	0	0	0	0	0	0	0	0
Asian:	0	0	0	0	0	0	0	0
American Indian/Alaskan Native:	0	0	0	0	0	0	0	0
Native Hawaiian/Other Pacific Islander:	0	0	0	0	0	0	0	0
American Indian/Alaskan Native & White:	0	0	0	0	0	0	0	0
Asian White:	0	0	0	0	0	0	0	0
Black/African American & White:	0	0	0	0	0	0	0	0
American Indian/Alaskan Native & Black/African American:	0	0	0	0	0	0	0	0
Other multi-racial:	0	0	0	0	0	0	0	0
Asian/Pacific Islander:	0	0	0	0	0	0	0	0
Hispanic:	0	0	0	0	0	0	0	0
Total:	0	0	0	0	0	0	0	0
Female-headed Households:	0		0		0			



U.S. Department of Housing and Urban Development
 Office of Community Planning and Development
 Integrated Disbursement and Information System
 CDBG Activity Summary Report (GPR) for Program Year 2013
 SAN DIEGO

Date: 17-Sep-2014
 Time: 18:31
 Page: 116

Income Category:

	Owner	Renter	Total	Person
Extremely Low	0	0	0	0
Low Mod	0	0	0	0
Moderate	0	0	0	0
Non Low Moderate	0	0	0	0
Total	0	0	0	0
Percent Low/Mod				

Annual Accomplishments

Years	Accomplishment Narrative	# Benefitting
2013	<p>1st QTR: The FY 2014 CDBG Agreement was executed; project activities were not implemented during this period.</p> <p>2nd QTR: No project activities were implemented during this period.</p> <p>3rd QTR: The bidding documents was in the process of being finalized in January 2014; the bid advertisement began publication on March 10, 2014a and ran through March 24, 2014; bids were due on April 9, 201.</p> <p>4th QTR: Only one bid was received; a second bid process was completed.</p> <p>At FY 2014 year-end, the bidding process was pending completion. It is anticipated that construction activities will begin in August 2014. This project is scheduled to be completed by December 31, 2014. Additional project activities completed and confirmation of LMI benefit will be reported in the City's FY 2015 CAPER.</p>	



U.S. Department of Housing and Urban Development
 Office of Community Planning and Development
 Integrated Disbursement and Information System
 CDBG Activity Summary Report (GPR) for Program Year 2013
 SAN DIEGO

Date: 17-Sep-2014
 Time: 18:31
 Page: 117

PGM Year: 2013
Project: 0003 - Economic Development/Small Business Assistance
IDIS Activity: 6532 - ACCESS-MICROENTERPRISE-14

Status: Completed 6/30/2014 12:00:00 AM
Location: 2612 Daniel Ave San Diego, CA 92111-5802

Objective: Create economic opportunities
Outcome: Availability/accessibility
Matrix Code: Micro-Enterprise Assistance (18C) **National Objective:** LMCMC

Initial Funding Date: 09/03/2013

Description:

24 hours of classroom instruction (3 X 2-hour sessions X 4 weeks) with curriculum focus on financialpersonal requirements for entrepreneurs, identification of product or service, market demand, budgeting & marketing.
 Weekly 2-hour sessions for 2-3 months as follow ups to classroom instruction to respond to clients' needs & individual counseling (1-hour) at onset of program and during business development plan phase.
 Goal: Training of 36 individuals with 18 to establish a microbusiness or expand existing ones.

Financing

Grant Year	Grant	Fund Type	Funded Amount	Drawn In Program Year	Drawn Thru Program Year
Pre-2015		EN	\$49,744.23	\$49,744.23	\$49,744.23
Total			\$49,744.23	\$49,744.23	\$49,744.23

Proposed Accomplishments

Businesses : 18

Actual Accomplishments

Number assisted:

	Owner		Renter		Total		Person	
	Total	Hispanic	Total	Hispanic	Total	Hispanic	Total	Hispanic
White:	0	0	0	0	0	0	1	1
Black/African American:	0	0	0	0	0	0	0	0
Asian:	0	0	0	0	0	0	0	0
American Indian/Alaskan Native:	0	0	0	0	0	0	0	0
Native Hawaiian/Other Pacific Islander:	0	0	0	0	0	0	0	0
American Indian/Alaskan Native & White:	0	0	0	0	0	0	0	0
Asian White:	0	0	0	0	0	0	0	0
Black/African American & White:	0	0	0	0	0	0	0	0
American Indian/Alaskan Native & Black/African American:	0	0	0	0	0	0	0	0
Other multi-racial:	0	0	0	0	0	0	25	25
Asian/Pacific Islander:	0	0	0	0	0	0	0	0
Hispanic:	0	0	0	0	0	0	0	0



U.S. Department of Housing and Urban Development
 Office of Community Planning and Development
 Integrated Disbursement and Information System
 CDBG Activity Summary Report (GPR) for Program Year 2013
 SAN DIEGO

Date: 17-Sep-2014
 Time: 18:31
 Page: 118

Total:	0	0	0	0	0	0	26	26	
Female-headed Households:	0		0		0				
<i>Income Category:</i>									
	Owner	Renter	Total						Person
Extremely Low	0	0	0						19
Low Mod	0	0	0						4
Moderate	0	0	0						3
Non Low Moderate	0	0	0						0
Total	0	0	0						26
Percent Low/Mod									100.0%

Annual Accomplishments

Years	Accomplishment Narrative	# Benefiting
2013	<p>1st QTR: A total of 9 new businesses were assisted and a total of 9 new, unduplicated LMI clients were served during this period.</p> <p>2nd QTR: A total of 4 new businesses were assisted and a total of 4 new, unduplicated LMI clients were served during this period.</p> <p>3rd QTR: A total of 8 new businesses were assisted and a total of 8 new, unduplicated LMI clients were served during this period.</p> <p>4th QTR: A total of 5 new businesses were assisted and a total of 5 new, unduplicated LMI clients were served during this period.</p> <p>At FY 2014 year-end, a total of 25 new microenterprise businesses were established and 1 existing microenterprise business expanding was assisted. (A microenterprise is a business having five or fewer employees, one of whom owns the business.) A total of 26 jobs were created and 23 jobs retained. The total number of businesses assisted in prior years that were still open as of June 30, 2014, was as follows: 12 businesses (FY 2013); 3 businesses (FY 2012); 1 business (FY 2011); and 1 business (FY 2010). A total of 26 LMI City residents were served by this project.</p>	



U.S. Department of Housing and Urban Development
 Office of Community Planning and Development
 Integrated Disbursement and Information System
 CDBG Activity Summary Report (GPR) for Program Year 2013
 SAN DIEGO

Date: 17-Sep-2014
 Time: 18:31
 Page: 119

PGM Year: 2013
Project: 0003 - Economic Development/Small Business Assistance
IDIS Activity: 6533 - ACCION-MICROLENDING DEV-14

Status: Completed 6/30/2014 12:00:00 AM **Objective:** Create economic opportunities
Location: 404 Euclid Ave San Diego, CA 92114-2221 **Outcome:** Availability/accessibility
Matrix Code: Micro-Enterprise Assistance (18C) **National Objective:** LMCMC

Initial Funding Date: 09/03/2013

Description:

Provision of loans (\$300 to \$35K) for the establishment of microbusinesses or their expansion. CDBG funds would be used to fund the program (not for the moneys used for lending).
 Goal: Provide assistance to 60 individuals to establish microenterprise businesses or expand existing ones.

Financing

Grant Year	Grant	Fund Type	Funded Amount	Drawn In Program Year	Drawn Thru Program Year
Pre-2015		EN	\$204,591.67	\$204,591.67	\$204,591.67
Total			\$204,591.67	\$204,591.67	\$204,591.67

Proposed Accomplishments

Businesses : 60

Actual Accomplishments

Number assisted:

	Owner		Renter		Total		Person	
	Total	Hispanic	Total	Hispanic	Total	Hispanic	Total	Hispanic
White:	0	0	0	0	0	0	43	7
Black/African American:	0	0	0	0	0	0	10	0
Asian:	0	0	0	0	0	0	4	0
American Indian/Alaskan Native:	0	0	0	0	0	0	0	0
Native Hawaiian/Other Pacific Islander:	0	0	0	0	0	0	1	0
American Indian/Alaskan Native & White:	0	0	0	0	0	0	0	0
Asian White:	0	0	0	0	0	0	0	0
Black/African American & White:	0	0	0	0	0	0	1	0
American Indian/Alaskan Native & Black/African American:	0	0	0	0	0	0	0	0
Other multi-racial:	0	0	0	0	0	0	17	13
Asian/Pacific Islander:	0	0	0	0	0	0	0	0
Hispanic:	0	0	0	0	0	0	0	0
Total:	0	0	0	0	0	0	76	20



U.S. Department of Housing and Urban Development
 Office of Community Planning and Development
 Integrated Disbursement and Information System
 CDBG Activity Summary Report (GPR) for Program Year 2013
 SAN DIEGO

Date: 17-Sep-2014
 Time: 18:31
 Page: 120

Female-headed Households: 0 0 0

Income Category:

	Owner	Renter	Total	Person
Extremely Low	0	0	0	43
Low Mod	0	0	0	18
Moderate	0	0	0	15
Non Low Moderate	0	0	0	0
Total	0	0	0	76
Percent Low/Mod				100.0%

Annual Accomplishments

Years	Accomplishment Narrative	# Benefiting
2013	<p>1st QTR: A total of 21 businesses (9 new businesses; 12 existing businesses) were assisted and a total of 21 new, unduplicated LMI clients were served during this reporting period.</p> <p>2nd QTR: A total of 25 businesses (8 new businesses; 17 existing businesses) were assisted and a total of 25 new, unduplicated LMI clients were served during this reporting period.</p> <p>3rd QTR: A total of 13 businesses (3 new businesses; 10 existing businesses) were assisted and a total of 13 new, unduplicated LMI clients were served during this reporting period.</p> <p>4th QTR: A total of 17 businesses (2 new businesses; 15 existing businesses) were assisted and a total of 17 new, unduplicated LMI clients were served during this reporting period.</p> <p>At FY 2014 year-end, Accion San Diego's Microlending Program executed 76 micro-business loans paid by other non-CDBG funding sources, resulting in the establishment of 22 new businesses and expansion assistance to 54 existing microenterprise businesses. (A microenterprise is a business having five or fewer employees, one of whom owns the business.) A total of 29 jobs were created and 110 jobs retained. Accion San Diego staff also continued to manage and provided one-on-one technical assistance to LMI clients assisted in prior years. The total number of businesses assisted in prior years that were still open as of June 30, 2014, was as follows: 56 businesses (FY 2013); 38 businesses (FY 2012); 33 businesses (FY 2011); 26 businesses (FY 2010); and 19 businesses (FY 2009).</p>	



U.S. Department of Housing and Urban Development
 Office of Community Planning and Development
 Integrated Disbursement and Information System
 CDBG Activity Summary Report (GPR) for Program Year 2013
 SAN DIEGO

Date: 17-Sep-2014
 Time: 18:31
 Page: 121

PGM Year: 2013
Project: 0003 - Economic Development/Small Business Assistance
IDIS Activity: 6534 - INTER RESCUE COMM-MICROENT-14

Status: Canceled 12/10/2013 6:02:02 PM **Objective:** Create economic opportunities
Location: 5348 University Ave Ste 115 San Diego, CA 92105-8025 **Outcome:** Availability/accessibility
Matrix Code: Micro-Enterprise Assistance (18C) **National Objective:** LMCMC

Initial Funding Date: 09/03/2013

Description:
 Provision of farm business classroom training (2 hours per session for 12 weeks); technical one-on-one assistance (total of 80 hours); in the field assessments (50 hours each to 10 existing micro-entrepreneurs); support on accessing capital resources and loan applications (max 3 hours per client); and land access education (1.5 per client for 15 clients). Agency declined funds-City canceled the project.

Financing
 No data returned for this view. This might be because the applied filter excludes all data.

Proposed Accomplishments

Businesses : 20

Actual Accomplishments

Number assisted:

	Owner		Renter		Total		Person	
	Total	Hispanic	Total	Hispanic	Total	Hispanic	Total	Hispanic
White:	0	0	0	0	0	0		0
Black/African American:	0	0	0	0	0	0	0	0
Asian:	0	0	0	0	0	0	0	0
American Indian/Alaskan Native:	0	0	0	0	0	0	0	0
Native Hawaiian/Other Pacific Islander:	0	0	0	0	0	0	0	0
American Indian/Alaskan Native & White:	0	0	0	0	0	0	0	0
Asian White:	0	0	0	0	0	0	0	0
Black/African American & White:	0	0	0	0	0	0	0	0
American Indian/Alaskan Native & Black/African American:	0	0	0	0	0	0	0	0
Other multi-racial:	0	0	0	0	0	0	0	0



U.S. Department of Housing and Urban Development
 Office of Community Planning and Development
 Integrated Disbursement and Information System
 CDBG Activity Summary Report (GPR) for Program Year 2013
 SAN DIEGO

Date: 17-Sep-2014
 Time: 18:31
 Page: 122

Asian/Pacific Islander:	0	0	0	0	0	0	0	0
Hispanic:	0	0	0	0	0	0	0	0
Total:	0	0	0	0	0	0	0	0

Female-headed Households: 0 0 0 0

Income Category:

	Owner	Renter	Total	Person
Extremely Low	0	0	0	0
Low Mod	0	0	0	0
Moderate	0	0	0	0
Non Low Moderate	0	0	0	0
Total	0	0	0	0
Percent Low/Mod				

Annual Accomplishments

No data returned for this view. This might be because the applied filter excludes all data.



U.S. Department of Housing and Urban Development
 Office of Community Planning and Development
 Integrated Disbursement and Information System
 CDBG Activity Summary Report (GPR) for Program Year 2013
 SAN DIEGO

Date: 17-Sep-2014
 Time: 18:31
 Page: 123

PGM Year: 2013
Project: 0003 - Economic Development/Small Business Assistance
IDIS Activity: 6535 - UPAC-ECON DEV-14

Status: Completed 6/30/2014 12:00:00 AM **Objective:** Create economic opportunities
Location: 1031 25th St San Diego, CA 92102-2102 **Outcome:** Availability/accessibility
Matrix Code: Micro-Enterprise Assistance (18C) **National Objective:** LMCMC

Initial Funding Date: 09/03/2013

Description:

Provision of 8 business development workshops (6-8 hours ea.) and individual technical assistance (2-6 hours).
 Goal: Establishment of 46 new microenterprise businesses and expansion of 15 existing ones.

Financing

Grant Year	Grant	Fund Type	Funded Amount	Drawn In Program Year	Drawn Thru Program Year
Pre-2015		EN	\$128,084.70	\$128,084.70	\$128,084.70
Total			\$128,084.70	\$128,084.70	\$128,084.70

Proposed Accomplishments

Businesses : 61

Actual Accomplishments

Number assisted:

	Owner		Renter		Total		Person	
	Total	Hispanic	Total	Hispanic	Total	Hispanic	Total	Hispanic
White:	0	0	0	0	0	0		0
Black/African American:	0	0	0	0	0	0	28	0
Asian:	0	0	0	0	0	0	74	0
American Indian/Alaskan Native:	0	0	0	0	0	0	0	0
Native Hawaiian/Other Pacific Islander:	0	0	0	0	0	0	0	0
American Indian/Alaskan Native & White:	0	0	0	0	0	0	0	0
Asian White:	0	0	0	0	0	0	0	0
Black/African American & White:	0	0	0	0	0	0	0	0
American Indian/Alaskan Native & Black/African American:	0	0	0	0	0	0	0	0
Other multi-racial:	0	0	0	0	0	0	2	2
Asian/Pacific Islander:	0	0	0	0	0	0	0	0
Hispanic:	0	0	0	0	0	0	0	0
Total:	0	0	0	0	0	0	104	2
Female-headed Households:	0		0		0			



U.S. Department of Housing and Urban Development
 Office of Community Planning and Development
 Integrated Disbursement and Information System
 CDBG Activity Summary Report (GPR) for Program Year 2013
 SAN DIEGO

Date: 17-Sep-2014
 Time: 18:31
 Page: 124

Income Category:

	Owner	Renter	Total	Person
Extremely Low	0	0	0	59
Low Mod	0	0	0	38
Moderate	0	0	0	7
Non Low Moderate	0	0	0	0
Total	0	0	0	104
Percent Low/Mod				100.0%

Annual Accomplishments

Years	Accomplishment Narrative	# Benefitting
2013	<p>1st QTR: A total of 10 businesses (8 new businesses; 2 existing businesses) were assisted and 19 new, unduplicated LMI clients served during this reporting period.</p> <p>2nd QTR: A total of 15 businesses (8 new businesses; 7 existing businesses) were assisted and 25 new, unduplicated LMI clients served during this reporting period.</p> <p>3rd QTR: A total of 22 businesses (18 new businesses; 4 existing businesses) were assisted and 38 new, unduplicated LMI clients served during this reporting period.</p> <p>4th QTR: A total of 20 businesses (17 new businesses; 3 existing businesses) were assisted and 22 new, unduplicated LMI clients served during this reporting period.</p> <p>At FY 2014 year-end, a total of 51 new microenterprise businesses were established and 16 existing microenterprise business expanding were assisted. (A microenterprise is a business having five or fewer employees, one of whom owns the business.) A total of 67 jobs were created. The total number of businesses assisted in prior years that were still open as of June 30, 2014, was as follows: 32 businesses (FY 2013); 36 businesses (FY 2012); 21 businesses (FY 2011); and 14 businesses (FY 2010). A total of 104 LMI City residents were served by this project.</p>	



U.S. Department of Housing and Urban Development
 Office of Community Planning and Development
 Integrated Disbursement and Information System
 CDBG Activity Summary Report (GPR) for Program Year 2013
 SAN DIEGO

Date: 17-Sep-2014
 Time: 18:31
 Page: 125

PGM Year: 2013
Project: 0004 - Residential Rehabilitation
IDIS Activity: 6536 - CITY SD-ES-SAFE & HLTHY HMS-14

Status: Open
Location: 2790 Lancha St San Diego, CA 92111-5624

Objective: Provide decent affordable housing
Outcome: Availability/accessibility
Matrix Code: Rehab; Single-Unit Residential (14A) **National Objective:** LMH

Initial Funding Date: 09/03/2013

Description:

This project will target highly vulnerable residents (low-income or very low-income families that house children less than 18 years of age, pregnant women, or elderly persons over the age of 62 years). Comprehensive housing assessments will be performed and all identified housing problems will be corrected to provide occupants a safe and healthy home environment.

Financing

Grant Year	Grant	Fund Type	Funded Amount	Drawn In Program Year	Drawn Thru Program Year
Pre-2015		EN	\$229,252.00	\$228,757.55	\$228,757.55
Total			\$229,252.00	\$228,757.55	\$228,757.55

Proposed Accomplishments

Housing Units : 57

Actual Accomplishments

Number assisted:

	Owner		Renter		Total		Person	
	Total	Hispanic	Total	Hispanic	Total	Hispanic	Total	Hispanic
White:	18	8	6	4	24	12	0	0
Black/African American:	7	0	5	2	12	2	0	0
Asian:	1	0	1	0	2	0	0	0
American Indian/Alaskan Native:	0	0	0	0	0	0	0	0
Native Hawaiian/Other Pacific Islander:	3	0	0	0	3	0	0	0
American Indian/Alaskan Native & White:	1	1	0	0	1	1	0	0
Asian White:	0	0	0	0	0	0	0	0
Black/African American & White:	0	0	1	1	1	1	0	0
American Indian/Alaskan Native & Black/African American:	0	0	0	0	0	0	0	0
Other multi-racial:	1	0	0	0	1	0	0	0
Asian/Pacific Islander:	0	0	0	0	0	0	0	0
Hispanic:	0	0	0	0	0	0	0	0
Total:	31	9	13	7	44	16	0	0



U.S. Department of Housing and Urban Development
 Office of Community Planning and Development
 Integrated Disbursement and Information System
 CDBG Activity Summary Report (GPR) for Program Year 2013
 SAN DIEGO

Date: 17-Sep-2014
 Time: 18:31
 Page: 126

Female-headed Households: 17 7 24

Income Category:

	Owner	Renter	Total	Person
Extremely Low	6	6	12	0
Low Mod	25	7	32	0
Moderate	0	0	0	0
Non Low Moderate	0	0	0	0
Total	31	13	44	0
Percent Low/Mod	100.0%	100.0%	100.0%	

Annual Accomplishments

Years	Accomplishment Narrative	# Benefiting
2013	<p>1st QTR: Project activities were implemented in August 2013. A total of 1 unduplicated LMI household was assisted during this period.</p> <p>2nd QTR: A total of 11 unduplicated LMI households were assisted during this period.</p> <p>3rd QTR: A total of 10 unduplicated LMI households were assisted during this period.</p> <p>4th QTR: A total of 22 unduplicated LMI households were assisted during this period.</p> <p>At FY 2014 year-end, a total of 44 LMI households were provided with health and safety housing rehabilitation services. This project is scheduled to be completed by September 30, 2014. Additional project activities completed and confirmation of LMI benefit will be reported in the City's FY 2015 CAPER.</p>	



U.S. Department of Housing and Urban Development
 Office of Community Planning and Development
 Integrated Disbursement and Information System
 CDBG Activity Summary Report (GPR) for Program Year 2013
 SAN DIEGO

Date: 17-Sep-2014
 Time: 18:31
 Page: 127

PGM Year: 2013
Project: 0004 - Residential Rehabilitation
IDIS Activity: 6537 - CMTY HSING WORKS-LS SERENAS-14

Status: Open
Location: 4352 Delta St San Diego, CA 92113-4510

Objective: Provide decent affordable housing
Outcome: Availability/accessibility
Matrix Code: Rehab; Multi-Unit Residential (14B) **National Objective:** LMH

Initial Funding Date: 09/03/2013

Description:
 Rehabilitation of rental apartment housing (108 units) dedicated to affordable housing (50-60% of area median income).

Financing

Grant Year	Grant	Fund Type	Funded Amount	Drawn In Program Year	Drawn Thru Program Year
Pre-2015		EN	\$1,108,285.00	\$2,750.00	\$2,750.00
Total			\$1,108,285.00	\$2,750.00	\$2,750.00

Proposed Accomplishments

Housing Units : 108

Actual Accomplishments

Number assisted:

	Owner		Renter		Total		Person	
	Total	Hispanic	Total	Hispanic	Total	Hispanic	Total	Hispanic
White:	0	0	0	0	0	0		0
Black/African American:	0	0	0	0	0	0	0	0
Asian:	0	0	0	0	0	0	0	0
American Indian/Alaskan Native:	0	0	0	0	0	0	0	0
Native Hawaiian/Other Pacific Islander:	0	0	0	0	0	0	0	0
American Indian/Alaskan Native & White:	0	0	0	0	0	0	0	0
Asian White:	0	0	0	0	0	0	0	0
Black/African American & White:	0	0	0	0	0	0	0	0
American Indian/Alaskan Native & Black/African American:	0	0	0	0	0	0	0	0
Other multi-racial:	0	0	0	0	0	0	0	0
Asian/Pacific Islander:	0	0	0	0	0	0	0	0
Hispanic:	0	0	0	0	0	0	0	0
Total:	0	0	0	0	0	0	0	0
Female-headed Households:	0		0		0			



U.S. Department of Housing and Urban Development
 Office of Community Planning and Development
 Integrated Disbursement and Information System
 CDBG Activity Summary Report (GPR) for Program Year 2013
 SAN DIEGO

Date: 17-Sep-2014
 Time: 18:31
 Page: 128

Income Category:

	Owner	Renter	Total	Person
Extremely Low	0	0	0	0
Low Mod	0	0	0	0
Moderate	0	0	0	0
Non Low Moderate	0	0	0	0
Total	0	0	0	0
Percent Low/Mod				

Annual Accomplishments

Years	Accomplishment Narrative	# Benefitting
2013	4th QTR: A certified accessibility report was completed. At FY 2014 year-end, CDBG funds were utilized for a CASp Certified accessibility report. This project is scheduled to be completed by December 31, 2014. Additional project activities completed and confirmation of LMI benefit will be reported in the City's FY 2015 CAPER.	



U.S. Department of Housing and Urban Development
 Office of Community Planning and Development
 Integrated Disbursement and Information System
 CDBG Activity Summary Report (GPR) for Program Year 2013
 SAN DIEGO

Date: 17-Sep-2014
 Time: 18:31
 Page: 129

PGM Year: 2013
Project: 0004 - Residential Rehabilitation
IDIS Activity: 6538 - GRID ALTERNATIVES-SD SOLAR-14

Status: Completed 6/30/2014 12:00:00 AM
Location: 5022 Artesian St San Diego, CA 92117-1346

Objective: Provide decent affordable housing
Outcome: Availability/accessibility
Matrix Code: Rehab; Single-Unit Residential (14A) **National Objective:** LMH

Initial Funding Date: 09/03/2013

Description:
 Installation of photovoltaic solar systems for 60 households within the City of San Diego.

Financing

Grant Year	Grant	Fund Type	Funded Amount	Drawn In Program Year	Drawn Thru Program Year
Pre-2015		EN	\$192,000.00	\$192,000.00	\$192,000.00
Total			\$192,000.00	\$192,000.00	\$192,000.00

Proposed Accomplishments

Housing Units : 60

Actual Accomplishments

Number assisted:

	Owner		Renter		Total		Person	
	Total	Hispanic	Total	Hispanic	Total	Hispanic	Total	Hispanic
White:	39	29	0	0	39	29	0	0
Black/African American:	18	0	0	0	18	0	0	0
Asian:	2	0	0	0	2	0	0	0
American Indian/Alaskan Native:	0	0	0	0	0	0	0	0
Native Hawaiian/Other Pacific Islander:	0	0	0	0	0	0	0	0
American Indian/Alaskan Native & White:	0	0	0	0	0	0	0	0
Asian White:	0	0	0	0	0	0	0	0
Black/African American & White:	0	0	0	0	0	0	0	0
American Indian/Alaskan Native & Black/African American:	0	0	0	0	0	0	0	0
Other multi-racial:	1	0	0	0	1	0	0	0
Asian/Pacific Islander:	0	0	0	0	0	0	0	0
Hispanic:	0	0	0	0	0	0	0	0
Total:	60	29	0	0	60	29	0	0
Female-headed Households:	5		0		5			



U.S. Department of Housing and Urban Development
 Office of Community Planning and Development
 Integrated Disbursement and Information System
 CDBG Activity Summary Report (GPR) for Program Year 2013
 SAN DIEGO

Date: 17-Sep-2014
 Time: 18:31
 Page: 130

Income Category:

	Owner	Renter	Total	Person
Extremely Low	16	0	16	0
Low Mod	11	0	11	0
Moderate	33	0	33	0
Non Low Moderate	0	0	0	0
Total	60	0	60	0
Percent Low/Mod	100.0%		100.0%	

Annual Accomplishments

Years	Accomplishment Narrative	# Benefiting
2013	<p>1st QTR: Project activities were implemented in September 2013; a total of 6 unduplicated LMI households received free installation of photovoltaic solar energy systems during this reporting period.</p> <p>2nd QTR: A total of 17 unduplicated LMI households received free installation of photovoltaic solar energy systems during this reporting period.</p> <p>3rd QTR: A total of 15 unduplicated LMI households received free installation of photovoltaic solar energy systems during this reporting period.</p> <p>4th QTR: A total of 22 unduplicated LMI households received free installation of photovoltaic solar energy systems during this reporting period.</p> <p>At FY 2014 year-end, CDBG funds were used to cover the cost of solar materials and supplies. GRID leveraged CDBG funds through a combination of solar incentives, corporate and foundation grants, individual contributions and in-kind donations. On average, GRID clients in the City of San Diego save \$550 per year on their energy bill. A total of 60 unduplicated LMI Households were assisted through this project during the period of September 1, 2013 through June 30, 2014.</p>	



U.S. Department of Housing and Urban Development
 Office of Community Planning and Development
 Integrated Disbursement and Information System
 CDBG Activity Summary Report (GPR) for Program Year 2013
 SAN DIEGO

Date: 17-Sep-2014
 Time: 18:31
 Page: 131

PGM Year: 2013
Project: 0004 - Residential Rehabilitation
IDIS Activity: 6539 - REBUILDING TOGETHER SD-ROOF-14

Status: Completed 6/30/2014 12:00:00 AM
Location: 351 Ritchey St San Diego, CA 92114-4510

Objective: Provide decent affordable housing
Outcome: Availability/accessibility
Matrix Code: Rehab; Single-Unit Residential (14A) **National Objective:** LMH

Initial Funding Date: 09/03/2013

Description:
 Replacement of 12 roofs.

Financing

Grant Year	Grant	Fund Type	Funded Amount	Drawn In Program Year	Drawn Thru Program Year
Pre-2015		EN	\$148,535.00	\$148,535.00	\$148,535.00
Total			\$148,535.00	\$148,535.00	\$148,535.00

Proposed Accomplishments

Housing Units : 12

Actual Accomplishments

Number assisted:

	Owner		Renter		Total		Person	
	Total	Hispanic	Total	Hispanic	Total	Hispanic	Total	Hispanic
White:	8	7	0	0	8	7	0	0
Black/African American:	3	0	0	0	3	0	0	0
Asian:	0	0	0	0	0	0	0	0
American Indian/Alaskan Native:	0	0	0	0	0	0	0	0
Native Hawaiian/Other Pacific Islander:	0	0	0	0	0	0	0	0
American Indian/Alaskan Native & White:	0	0	0	0	0	0	0	0
Asian White:	0	0	0	0	0	0	0	0
Black/African American & White:	0	0	0	0	0	0	0	0
American Indian/Alaskan Native & Black/African American:	0	0	0	0	0	0	0	0
Other multi-racial:	3	1	0	0	3	1	0	0
Asian/Pacific Islander:	0	0	0	0	0	0	0	0
Hispanic:	0	0	0	0	0	0	0	0
Total:	14	8	0	0	14	8	0	0
Female-headed Households:	7		0		7			



U.S. Department of Housing and Urban Development
 Office of Community Planning and Development
 Integrated Disbursement and Information System
 CDBG Activity Summary Report (GPR) for Program Year 2013
 SAN DIEGO

Date: 17-Sep-2014
 Time: 18:31
 Page: 132

Income Category:

	Owner	Renter	Total	Person
Extremely Low	9	0	9	0
Low Mod	5	0	5	0
Moderate	0	0	0	0
Non Low Moderate	0	0	0	0
Total	14	0	14	0
Percent Low/Mod	100.0%		100.0%	

Annual Accomplishments

Years	Accomplishment Narrative	# Benefitting
2013	<p>1st QTR/2nd QTR: The bidding process was completed and a contractor selected.</p> <p>3rd QTR: A total of 10 unduplicated LMI Households were assisted.</p> <p>4th QTR: A total of 4 unduplicated LMI Households were assisted.</p> <p>At FY 2014 year-end, a total of 14 housing units were improved throughout the provision of free roof repair/replacement services. The homes selected were owned by low-income households. Homeowners commented on feeling safe and secure in their homes since the roofs were replaced.</p>	



U.S. Department of Housing and Urban Development
 Office of Community Planning and Development
 Integrated Disbursement and Information System
 CDBG Activity Summary Report (GPR) for Program Year 2013
 SAN DIEGO

Date: 17-Sep-2014
 Time: 18:31
 Page: 133

PGM Year: 2013
Project: 0004 - Residential Rehabilitation
IDIS Activity: 6540 - SD COMM HSG CORP-HACIENDA-14

Status: Canceled 12/10/2013 6:05:08 PM
Location: 350 17th St San Diego, CA 92101-7667

Objective: Provide decent affordable housing
Outcome: Availability/accessibility
Matrix Code: Rehab; Multi-Unit Residential (14B) **National Objective:** LMH

Initial Funding Date: 09/03/2013

Description:
 Improvements to address safety and energy efficiency needs of facility: security fencing, landscaping, installation of rubber matting and artificial turf in play areas. Agency declined funds- City canceled the project.

Financing
 No data returned for this view. This might be because the applied filter excludes all data.

Proposed Accomplishments

Housing Units : 196

Actual Accomplishments

<i>Number assisted:</i>	Owner		Renter		Total		Person	
	Total	Hispanic	Total	Hispanic	Total	Hispanic	Total	Hispanic
White:	0	0	0	0	0	0		0
Black/African American:	0	0	0	0	0	0	0	0
Asian:	0	0	0	0	0	0	0	0
American Indian/Alaskan Native:	0	0	0	0	0	0	0	0
Native Hawaiian/Other Pacific Islander:	0	0	0	0	0	0	0	0
American Indian/Alaskan Native & White:	0	0	0	0	0	0	0	0
Asian White:	0	0	0	0	0	0	0	0
Black/African American & White:	0	0	0	0	0	0	0	0
American Indian/Alaskan Native & Black/African American:	0	0	0	0	0	0	0	0
Other multi-racial:	0	0	0	0	0	0	0	0
Asian/Pacific Islander:	0	0	0	0	0	0	0	0



U.S. Department of Housing and Urban Development
 Office of Community Planning and Development
 Integrated Disbursement and Information System
 CDBG Activity Summary Report (GPR) for Program Year 2013
 SAN DIEGO

Date: 17-Sep-2014
 Time: 18:31
 Page: 134

Hispanic:	0	0	0	0	0	0	0	0
Total:	0	0	0	0	0	0	0	0
Female-headed Households:	0		0		0			

Income Category:

	Owner	Renter	Total	Person
Extremely Low	0	0	0	0
Low Mod	0	0	0	0
Moderate	0	0	0	0
Non Low Moderate	0	0	0	0
Total	0	0	0	0
Percent Low/Mod				

Annual Accomplishments

No data returned for this view. This might be because the applied filter excludes all data.



U.S. Department of Housing and Urban Development
 Office of Community Planning and Development
 Integrated Disbursement and Information System
 CDBG Activity Summary Report (GPR) for Program Year 2013
 SAN DIEGO

Date: 17-Sep-2014
 Time: 18:31
 Page: 135

PGM Year: 2013
Project: 0004 - Residential Rehabilitation
IDIS Activity: 6541 - URBAN CORPS-WEER-14

Status: Open
Location: 167 Avenida De La Madrid San Diego, CA 92173-1505

Objective: Provide decent affordable housing
Outcome: Availability/accessibility
Matrix Code: Rehab; Single-Unit Residential (14A) **National Objective:** LMH

Initial Funding Date: 09/03/2013

Description:
 Interior and exterior home improvements to address basic repairs as well as security and energy deficiencies.

Financing

Grant Year	Grant	Fund Type	Funded Amount	Drawn In Program Year	Drawn Thru Program Year
Pre-2015		EN	\$236,285.00	\$176,102.98	\$176,102.98
Total			\$236,285.00	\$176,102.98	\$176,102.98

Proposed Accomplishments

Housing Units : 125

Actual Accomplishments

Number assisted:

	Owner		Renter		Total		Person	
	Total	Hispanic	Total	Hispanic	Total	Hispanic	Total	Hispanic
White:	3	3	1	1	4	4	0	0
Black/African American:	1	0	0	0	1	0	0	0
Asian:	0	0	0	0	0	0	0	0
American Indian/Alaskan Native:	0	0	0	0	0	0	0	0
Native Hawaiian/Other Pacific Islander:	0	0	0	0	0	0	0	0
American Indian/Alaskan Native & White:	0	0	0	0	0	0	0	0
Asian White:	0	0	0	0	0	0	0	0
Black/African American & White:	1	0	2	0	3	0	0	0
American Indian/Alaskan Native & Black/African American:	4	0	0	0	4	0	0	0
Other multi-racial:	83	82	8	8	91	90	0	0
Asian/Pacific Islander:	0	0	0	0	0	0	0	0
Hispanic:	0	0	0	0	0	0	0	0
Total:	92	85	11	9	103	94	0	0
Female-headed Households:	32		2		34			



U.S. Department of Housing and Urban Development
 Office of Community Planning and Development
 Integrated Disbursement and Information System
 CDBG Activity Summary Report (GPR) for Program Year 2013
 SAN DIEGO

Date: 17-Sep-2014
 Time: 18:31
 Page: 136

Income Category:

	Owner	Renter	Total	Person
Extremely Low	46	6	52	0
Low Mod	46	5	51	0
Moderate	0	0	0	0
Non Low Moderate	0	0	0	0
Total	92	11	103	0
Percent Low/Mod	100.0%	100.0%	100.0%	

Annual Accomplishments

Years	Accomplishment Narrative	# Benefitting
2013	<p>1st QTR: A list of potential participants was developed; program applications continued to be received and processed.</p> <p>2nd QTR: A total of 8 unduplicated LMI Households were assisted; all homes received a minimum installation of four smoke alarms; other services included light bulb replacements, replacement of aged toilets with newer models that incorporated high efficient water use, and minor repairs to security doors, walls, and porches in order to secure the property.</p> <p>3rd QTR: A total of 41 unduplicated LMI Households were assisted.</p> <p>4th QTR: A total of 60 unduplicated LMI Households were assisted.</p> <p>At FY 2014 year-end, the project provided minor residential rehabilitation services to 103 LMI households. Over 265 smoke & carbon monoxide alarms were installed, 60 toilets were replaced with newer, low-flush models that reduced water use, over 10 low-flow shower heads were installed, 6 deteriorated water heaters were removed and replaced with newer, more energy efficient units, over 65 aged water faucets were replaced with high-performing, water-efficient fixtures, 14 outdated stove hoods were removed and replaced with models that were more energy efficient, light bulbs were replaced with LEDs, mold and mildew were addressed when present, windows were removed and replaced, rain gutters were installed, exterior security lights were installed, 49 security doors were installed and repairs were made to 13 security doors. This project is scheduled to be completed by September 30, 2014. Additional project activities completed and confirmation of LMI benefit will be reported in the City's FY 2015 CAPER.</p>	



U.S. Department of Housing and Urban Development
 Office of Community Planning and Development
 Integrated Disbursement and Information System
 CDBG Activity Summary Report (GPR) for Program Year 2013
 SAN DIEGO

Date: 17-Sep-2014
 Time: 18:31
 Page: 137

PGM Year: 2013
Project: 0005 - Affordable Housing
IDIS Activity: 6542 - CMTY HSING WORKS-HMWNRSH-14

Status: Completed 6/30/2014 12:00:00 AM
Location: 4010 Fairmount Ave San Diego, CA 92105-1608

Objective: Provide decent affordable housing
Outcome: Affordability
Matrix Code: Direct Homeownership Assistance (13) **National Objective:** LMH

Initial Funding Date: 09/03/2013

Description:

Provision of HUD-certified homebuyer class (once monthly, 7-hour sessions); pre-purchase one-on-one counseling sessions (1-2 hours); assistance with down payments, closing costs and access to loan programs; and, post-purchase coaching (tax planning, green programs, financial literacy).

Financing

Grant Year	Grant	Fund Type	Funded Amount	Drawn In Program Year	Drawn Thru Program Year
Pre-2015		EN	\$249,214.41	\$249,214.41	\$249,214.41
Total			\$249,214.41	\$249,214.41	\$249,214.41

Proposed Accomplishments

Households (General) : 72

Actual Accomplishments

Number assisted:

	Owner		Renter		Total		Person	
	Total	Hispanic	Total	Hispanic	Total	Hispanic	Total	Hispanic
White:	10	0	0	0	10	0	0	0
Black/African American:	7	0	0	0	7	0	0	0
Asian:	6	0	0	0	6	0	0	0
American Indian/Alaskan Native:	0	0	0	0	0	0	0	0
Native Hawaiian/Other Pacific Islander:	0	0	0	0	0	0	0	0
American Indian/Alaskan Native & White:	0	0	0	0	0	0	0	0
Asian White:	0	0	0	0	0	0	0	0
Black/African American & White:	1	0	0	0	1	0	0	0
American Indian/Alaskan Native & Black/African American:	0	0	0	0	0	0	0	0
Other multi-racial:	54	52	0	0	54	52	0	0
Asian/Pacific Islander:	0	0	0	0	0	0	0	0
Hispanic:	0	0	0	0	0	0	0	0
Total:	78	52	0	0	78	52	0	0
Female-headed Households:	37		0		37			



U.S. Department of Housing and Urban Development
 Office of Community Planning and Development
 Integrated Disbursement and Information System
 CDBG Activity Summary Report (GPR) for Program Year 2013
 SAN DIEGO

Date: 17-Sep-2014
 Time: 18:31
 Page: 138

Income Category:

	Owner	Renter	Total	Person
Extremely Low	2	0	2	0
Low Mod	25	0	25	0
Moderate	51	0	51	0
Non Low Moderate	0	0	0	0
Total	78	0	78	0
Percent Low/Mod	100.0%		100.0%	

Annual Accomplishments

Years	Accomplishment Narrative	# Benefiting
2013	<p>1st QTR: The CDBG Agreement was executed; a total of 15 LMI households became first-time homebuyers, of which 15 received housing counseling and 2 received downpayment assistance and/or assistance with closing costs; a total of 28 LMI households successfully graduated from HUD-Approved Homebuyer Classes.</p> <p>2nd QTR: A total of 22 LMI households became first-time homebuyers, of which 6 received housing counseling and 0 received downpayment assistance and/or assistance with closing costs; a total of 27 LMI households successfully graduated from HUD-Approved Homebuyer Classes.</p> <p>3rd QTR: A total of 14 LMI households became first-time homebuyers, of which 4 received housing counseling and 3 received downpayment assistance and/or assistance with closing costs; a total of 29 LMI households successfully graduated from HUD-Approved Homebuyer Classes.</p> <p>4th QTR: A total of 27 LMI households became first-time homebuyers, of which 18 received housing counseling and 6 received downpayment assistance and/or assistance with closing costs; a total of 36 LMI households successfully graduated from HUD-Approved Homebuyer Classes.</p> <p>At FY 2014 year-end, the project assisted 78 LMI households in becoming first-time homebuyers. CDBG funds were utilized to provide LMI households with direct staff assistance on their home loan process, and not for the payment of downpayment or closing costs. In addition, a total of 120 LMI households completed the 8-hour HUD Approved Homebuyer Class.</p>	



U.S. Department of Housing and Urban Development
 Office of Community Planning and Development
 Integrated Disbursement and Information System
 CDBG Activity Summary Report (GPR) for Program Year 2013
 SAN DIEGO

Date: 17-Sep-2014
 Time: 18:31
 Page: 139

PGM Year: 2013
Project: 0005 - Affordable Housing
IDIS Activity: 6543 - SD HSG COMM-HMWNRSH-14

Status: Open
Location: 1122 Broadway Ste 300 San Diego, CA 92101-5629

Objective: Provide decent affordable housing
Outcome: Affordability
Matrix Code: Direct Homeownership Assistance (13)
National Objective: LMH

Initial Funding Date: 09/03/2013

Description:

Provision of deferred loans for down payments and grants to assist households in becoming first time homebuyers.
 Goal: assistance of 37 households.

Financing

Grant Year	Grant	Fund Type	Funded Amount	Drawn In Program Year	Drawn Thru Program Year
Pre-2015		EN	\$300,000.00	\$191,875.06	\$191,875.06
Total			\$300,000.00	\$191,875.06	\$191,875.06

Proposed Accomplishments

Households (General) : 37

Actual Accomplishments

Number assisted:

	Owner		Renter		Total		Person	
	Total	Hispanic	Total	Hispanic	Total	Hispanic	Total	Hispanic
White:	18	14	0	0	18	14	0	0
Black/African American:	9	0	0	0	9	0	0	0
Asian:	3	0	0	0	3	0	0	0
American Indian/Alaskan Native:	0	0	0	0	0	0	0	0
Native Hawaiian/Other Pacific Islander:	0	0	0	0	0	0	0	0
American Indian/Alaskan Native & White:	0	0	0	0	0	0	0	0
Asian White:	0	0	0	0	0	0	0	0
Black/African American & White:	0	0	0	0	0	0	0	0
American Indian/Alaskan Native & Black/African American:	0	0	0	0	0	0	0	0
Other multi-racial:	1	1	0	0	1	1	0	0
Asian/Pacific Islander:	0	0	0	0	0	0	0	0
Hispanic:	0	0	0	0	0	0	0	0
Total:	31	15	0	0	31	15	0	0
Female-headed Households:	10		0		10			



U.S. Department of Housing and Urban Development
 Office of Community Planning and Development
 Integrated Disbursement and Information System
 CDBG Activity Summary Report (GPR) for Program Year 2013
 SAN DIEGO

Date: 17-Sep-2014
 Time: 18:31
 Page: 140

Income Category:

	Owner	Renter	Total	Person
Extremely Low	0	0	0	0
Low Mod	31	0	31	0
Moderate	0	0	0	0
Non Low Moderate	0	0	0	0
Total	31	0	31	0
Percent Low/Mod	100.0%		100.0%	

Annual Accomplishments

Years	Accomplishment Narrative	# Benefiting
2013	<p>1st QTR: No project activities were implemented during this period.</p> <p>2nd Qtr: A total of 7 LMI households became first-time homebuyers, of which all 7 received assistance with closing costs during this period.</p> <p>3rd QTR: A total of 14 LMI households become first-time homebuyers, of which all 14 received assistance with closing costs during this period.</p> <p>4th QTR: A total of 0 LMI households become first-time homebuyers during this period.</p> <p>At FY 2014 year-end, the Direct Homeownership Assistance project assisted 31 LMI households in becoming first-time homebuyers. CDBG funds were used for closing cost assistance grants. Initially, 34 financial packages were assigned for the closing costs grants. However, three of these packages were not completed as they were either not eligible or a closing cost assistance grant was not pursued by the homebuyer.</p>	



U.S. Department of Housing and Urban Development
 Office of Community Planning and Development
 Integrated Disbursement and Information System
 CDBG Activity Summary Report (GPR) for Program Year 2013
 SAN DIEGO

Date: 17-Sep-2014
 Time: 18:31
 Page: 141

PGM Year: 2013
Project: 0006 - Public Services
IDIS Activity: 6544 - CASA CORNELIA-LEGAL SVCS DV-14

Status: Completed 6/30/2014 12:00:00 AM
Location: 4305 University Ave Ste 310 San Diego, CA 92105-1699

Objective: Create suitable living environments
Outcome: Availability/accessibility
Matrix Code: Battered and Abused Spouses (05G) **National Objective:** LMC

Initial Funding Date: 09/03/2013

Description:
 Legal services for immigrant victims of domestic violence: legal representation, assistancereferrals to social services (housing, health, food & employment) and assistance in securing psychological and medical evaluations.

Financing

Grant Year	Grant	Fund Type	Funded Amount	Drawn In Program Year	Drawn Thru Program Year
Pre-2015		EN	\$79,835.00	\$79,835.00	\$79,835.00
Total			\$79,835.00	\$79,835.00	\$79,835.00

Proposed Accomplishments

People (General) : 75

Actual Accomplishments

Number assisted:

	Owner		Renter		Total		Person	
	Total	Hispanic	Total	Hispanic	Total	Hispanic	Total	Hispanic
White:	0	0	0	0	0	0	74	74
Black/African American:	0	0	0	0	0	0	1	0
Asian:	0	0	0	0	0	0	1	0
American Indian/Alaskan Native:	0	0	0	0	0	0	0	0
Native Hawaiian/Other Pacific Islander:	0	0	0	0	0	0	0	0
American Indian/Alaskan Native & White:	0	0	0	0	0	0	0	0
Asian White:	0	0	0	0	0	0	0	0
Black/African American & White:	0	0	0	0	0	0	0	0
American Indian/Alaskan Native & Black/African American:	0	0	0	0	0	0	0	0
Other multi-racial:	0	0	0	0	0	0	0	0
Asian/Pacific Islander:	0	0	0	0	0	0	0	0
Hispanic:	0	0	0	0	0	0	0	0
Total:	0	0	0	0	0	0	76	74
Female-headed Households:	0		0		0			



U.S. Department of Housing and Urban Development
 Office of Community Planning and Development
 Integrated Disbursement and Information System
 CDBG Activity Summary Report (GPR) for Program Year 2013
 SAN DIEGO

Date: 17-Sep-2014
 Time: 18:31
 Page: 142

Income Category:

	Owner	Renter	Total	Person
Extremely Low	0	0	0	48
Low Mod	0	0	0	28
Moderate	0	0	0	0
Non Low Moderate	0	0	0	0
Total	0	0	0	76
Percent Low/Mod				100.0%

Annual Accomplishments

Years	Accomplishment Narrative	# Benefiting
2013	<p>1st QTR: The CDBG Agreement was executed; a total of 19 new, unduplicated clients were served; Domestic Violence training for potential volunteer attorneys was conducted.</p> <p>2nd QTR: A total of 12 new, unduplicated clients were served; Domestic Violence training for potential volunteer attorneys was conducted.</p> <p>3rd QTR: A total of 23 new, unduplicated clients were served; Domestic Violence training for potential volunteer attorneys was conducted.</p> <p>4th QTR: A total of 22 new, unduplicated clients were served; Domestic Violence training for potential volunteer attorneys was conducted.</p> <p>At FY 2014 year-end, the the project provided legal representation to 76 women who were victims of domestic violence, allowing them to remain safely living in their homes in City Heights or other areas of the City of San Diego. Clients were assisted with securing Visa and Work Authorization documents, which led to greater financial stability for families and fewer disruptions in children's education. This project also provided training to 63 volunteer attorneys that provided legal screenings and direct legal representation to victims.</p>	



U.S. Department of Housing and Urban Development
 Office of Community Planning and Development
 Integrated Disbursement and Information System
 CDBG Activity Summary Report (GPR) for Program Year 2013
 SAN DIEGO

Date: 17-Sep-2014
 Time: 18:31
 Page: 143

PGM Year: 2013
Project: 0006 - Public Services
IDIS Activity: 6545 - CASA FAMILIAR-SENIOR SVCS-14

Status: Completed 6/30/2014 12:00:00 AM
Location: 119 W Hall Ave San Diego, CA 92173-2514

Objective: Create suitable living environments
Outcome: Availability/accessibility
Matrix Code: Senior Services (05A) **National Objective:** LMC

Initial Funding Date: 09/03/2013

Description:

Assistance with forms (Section 8, SSI, disability, citizenship, housing), employment (application & resume preparation) and other support services.

Financing

Grant Year	Grant	Fund Type	Funded Amount	Drawn In Program Year	Drawn Thru Program Year
Pre-2015		EN	\$83,657.28	\$83,657.28	\$83,657.28
Total			\$83,657.28	\$83,657.28	\$83,657.28

Proposed Accomplishments

People (General) : 800

Actual Accomplishments

Number assisted:

	Owner		Renter		Total		Person	
	Total	Hispanic	Total	Hispanic	Total	Hispanic	Total	Hispanic
White:	0	0	0	0	0	0	687	681
Black/African American:	0	0	0	0	0	0	1	0
Asian:	0	0	0	0	0	0	3	0
American Indian/Alaskan Native:	0	0	0	0	0	0	1	0
Native Hawaiian/Other Pacific Islander:	0	0	0	0	0	0	0	0
American Indian/Alaskan Native & White:	0	0	0	0	0	0	0	0
Asian White:	0	0	0	0	0	0	0	0
Black/African American & White:	0	0	0	0	0	0	0	0
American Indian/Alaskan Native & Black/African American:	0	0	0	0	0	0	0	0
Other multi-racial:	0	0	0	0	0	0	0	0
Asian/Pacific Islander:	0	0	0	0	0	0	0	0
Hispanic:	0	0	0	0	0	0	0	0
Total:	0	0	0	0	0	0	692	681
Female-headed Households:	0		0		0			



U.S. Department of Housing and Urban Development
 Office of Community Planning and Development
 Integrated Disbursement and Information System
 CDBG Activity Summary Report (GPR) for Program Year 2013
 SAN DIEGO

Date: 17-Sep-2014
 Time: 18:31
 Page: 144

Income Category:

	Owner	Renter	Total	Person
Extremely Low	0	0	0	651
Low Mod	0	0	0	30
Moderate	0	0	0	11
Non Low Moderate	0	0	0	0
Total	0	0	0	692
Percent Low/Mod				100.0%

Annual Accomplishments

Years	Accomplishment Narrative	# Benefitting
2013	<p>1st QTR: A total of 211 new, unduplicated seniors were served; services provided included assistance with completing forms (housing; emergency food; employment/volunteer support; referrals), educational technology classes, arts and culture activities, and health/recreation/fitness classes.</p> <p>2nd QTR: A total of 207 new, unduplicated seniors were served; arts and culture activities, fitness/health classes and educational classes were provided.</p> <p>3rd QTR: A total of 129 new, unduplicated seniors were served; arts and culture activities, fitness/health classes and educational classes were provided.</p> <p>4th QTR: A total of 123 new, unduplicated seniors were served; assistance with forms, arts and culture activities, fitness/health classes and educational classes were provided.</p> <p>At FY 2014 year-end, a total of 692 unduplicated seniors were served. The following were provided: 1) direct social service assistance by experienced Community Workers & Advocates; 2) access to several computer labs; and 3) educational classes, fitness and nutrition classes, arts and culture classes and activities.</p>	



U.S. Department of Housing and Urban Development
 Office of Community Planning and Development
 Integrated Disbursement and Information System
 CDBG Activity Summary Report (GPR) for Program Year 2013
 SAN DIEGO

Date: 17-Sep-2014
 Time: 18:31
 Page: 145

PGM Year: 2013
Project: 0006 - Public Services
IDIS Activity: 6546 - CATHOLIC CHARITIES-RACHEL-14

Status: Completed 6/30/2014 12:00:00 AM
Location: 759 8th Ave San Diego, CA 92101-6407

Objective: Create suitable living environments
Outcome: Availability/accessibility
Matrix Code: Operating Costs of Homeless/AIDS Patients Programs (03T) **National Objective:** LMC

Initial Funding Date: 09/03/2013

Description:
 Support services to homeless women to place in housing (shelter, interim, or permanent housing).

Financing

Grant Year	Grant	Fund Type	Funded Amount	Drawn In Program Year	Drawn Thru Program Year
Pre-2015		EN	\$96,150.00	\$96,150.00	\$96,150.00
Total			\$96,150.00	\$96,150.00	\$96,150.00

Proposed Accomplishments

People (General) : 500

Actual Accomplishments

Number assisted:

	Owner		Renter		Total		Person	
	Total	Hispanic	Total	Hispanic	Total	Hispanic	Total	Hispanic
White:	0	0	0	0	0	0	400	114
Black/African American:	0	0	0	0	0	0	166	0
Asian:	0	0	0	0	0	0	18	1
American Indian/Alaskan Native:	0	0	0	0	0	0	11	1
Native Hawaiian/Other Pacific Islander:	0	0	0	0	0	0	4	1
American Indian/Alaskan Native & White:	0	0	0	0	0	0	1	0
Asian White:	0	0	0	0	0	0	0	0
Black/African American & White:	0	0	0	0	0	0	0	0
American Indian/Alaskan Native & Black/African American:	0	0	0	0	0	0	1	0
Other multi-racial:	0	0	0	0	0	0	4	0
Asian/Pacific Islander:	0	0	0	0	0	0	0	0
Hispanic:	0	0	0	0	0	0	0	0
Total:	0	0	0	0	0	0	605	117
Female-headed Households:	0		0		0			



U.S. Department of Housing and Urban Development
 Office of Community Planning and Development
 Integrated Disbursement and Information System
 CDBG Activity Summary Report (GPR) for Program Year 2013
 SAN DIEGO

Date: 17-Sep-2014
 Time: 18:31
 Page: 146

Income Category:

	Owner	Renter	Total	Person
Extremely Low	0	0	0	605
Low Mod	0	0	0	0
Moderate	0	0	0	0
Non Low Moderate	0	0	0	0
Total	0	0	0	605
Percent Low/Mod				100.0%

Annual Accomplishments

Years	Accomplishment Narrative	# Benefitting
2013	<p>1st QTR: The FY 2014 CDBG Agreement was executed; a total of 209 new, unduplicated clients were served; resource information group sessions were conducted; individual sessions with 129 clients to develop housing plans were conducted; 129 clients entered housing at temporary shelters or interim housing through referrals during this period.</p> <p>2nd QTR: A total of 145 new, unduplicated clients were served; resource information group sessions were conducted; individual sessions with 105 clients to develop housing plans were conducted; 96 clients entered housing at temporary shelters or interim housing through referrals during this period.</p> <p>3rd QTR: A total of 122 new, unduplicated clients were served; resource information group sessions were conducted; individual sessions with 74 clients to develop housing plans were conducted; 93 clients entered housing at temporary shelters or interim housing through referrals during this period.</p> <p>4th QTR: A total of 129 new, unduplicated clients were served; resource information group sessions were conducted; individual sessions with 86 clients to develop housing plans were conducted; 54 clients entered housing at temporary shelters or interim housing through referrals during this period.</p> <p>At FY 2014 year-end, a total of 605 unduplicated homeless women were served. 456 unduplicated women attended housing resource group sessions offered by the Resource Specialist. The group sessions provided information on housing options ranging from shelters to permanent housing, eligibility criteria for various programs and the steps involved in obtaining the necessary documents required of housing providers. A total of 475 unduplicated women had a total of 2,412 service contacts with staff to obtain information and establish housing goals. At least 30 women received information in individual appointments with the Resource Specialist. A total of 349 unduplicated women accessed shelter through the efforts of the CDBG funded staff and 180 were re-housed in the same period, accounting for 529 total housing placements.</p>	



U.S. Department of Housing and Urban Development
 Office of Community Planning and Development
 Integrated Disbursement and Information System
 CDBG Activity Summary Report (GPR) for Program Year 2013
 SAN DIEGO

Date: 17-Sep-2014
 Time: 18:31
 Page: 147

PGM Year: 2013
Project: 0006 - Public Services
IDIS Activity: 6547 - FAMILY HLTH CTR-SAFE PT SD-14

Status: Completed 6/30/2014 12:00:00 AM
Location: 15th street (between F & G) and at the i San Diego, CA 92101

Objective: Create suitable living environments
Outcome: Availability/accessibility
Matrix Code: Public Services (General) (05) **National Objective:** LMC

Initial Funding Date: 09/03/2013

Description:
 Education (overdose prevention, drug contamination, drug treatment); disbursement of clean syringes & personal hygiene kits; and counseling & referrals.

Financing

Grant Year	Grant	Fund Type	Funded Amount	Drawn In Program Year	Drawn Thru Program Year
Pre-2015		EN	\$74,825.78	\$74,825.78	\$74,825.78
Total			\$74,825.78	\$74,825.78	\$74,825.78

Proposed Accomplishments

People (General) : 1,886

Actual Accomplishments

Number assisted:

	Owner		Renter		Total		Person	
	Total	Hispanic	Total	Hispanic	Total	Hispanic	Total	Hispanic
White:	0	0	0	0	0	0	1,291	227
Black/African American:	0	0	0	0	0	0	86	0
Asian:	0	0	0	0	0	0	23	0
American Indian/Alaskan Native:	0	0	0	0	0	0	23	0
Native Hawaiian/Other Pacific Islander:	0	0	0	0	0	0	0	0
American Indian/Alaskan Native & White:	0	0	0	0	0	0	0	0
Asian White:	0	0	0	0	0	0	0	0
Black/African American & White:	0	0	0	0	0	0	0	0
American Indian/Alaskan Native & Black/African American:	0	0	0	0	0	0	0	0
Other multi-racial:	0	0	0	0	0	0	68	0
Asian/Pacific Islander:	0	0	0	0	0	0	0	0
Hispanic:	0	0	0	0	0	0	0	0
Total:	0	0	0	0	0	0	1,491	227
Female-headed Households:	0		0		0			



U.S. Department of Housing and Urban Development
 Office of Community Planning and Development
 Integrated Disbursement and Information System
 CDBG Activity Summary Report (GPR) for Program Year 2013
 SAN DIEGO

Date: 17-Sep-2014
 Time: 18:31
 Page: 148

Income Category:

	Owner	Renter	Total	Person
Extremely Low	0	0	0	1,228
Low Mod	0	0	0	144
Moderate	0	0	0	66
Non Low Moderate	0	0	0	53
Total	0	0	0	1,491
Percent Low/Mod				96.4%

Annual Accomplishments

Years	Accomplishment Narrative	# Benefitting
2013	<p>1st QTR: The FY 2014 CDBG Agreement was executed; a total of 743 new, unduplicated clients were served; direct, one-for-one syringe exchange, harm reduction counseling, information and educational materials, and referrals to a range of critical services, including primary medical care, abscess treatment, mental health, substance abuse treatment, and HIV and hepatitis testing and treatment was provided to clients served at 25 program sessions.</p> <p>2nd QTR: A total of 289 new, unduplicated clients were served; direct, one-for-one syringe exchange, harm reduction counseling, information and educational materials, and referrals to a range of critical services, including primary medical care, abscess treatment, mental health, substance abuse treatment, and HIV and hepatitis testing and treatment was provided to clients served at 26 program sessions.</p> <p>3rd QTR: A total of 261 new, unduplicated clients were served; direct, one-for-one syringe exchange, harm reduction counseling, information and educational materials, and referrals to a range of critical services, including primary medical care, abscess treatment, mental health, substance abuse treatment, and HIV and hepatitis testing and treatment was provided to clients served at 26 program sessions.</p> <p>4th QTR: A total of 198 new, unduplicated clients were served; direct, one-for-one syringe exchange, harm reduction counseling, information and educational materials, and referrals to a range of critical services, including primary medical care, abscess treatment, mental health, substance abuse treatment, and HIV and hepatitis testing and treatment was provided to clients served at 26 program sessions.</p> <p>At FY 2014 year-end, a total of 1,491 unduplicated clients were served at 102 program sessions. One-for-one syringe exchange, harm reduction counseling, information and education materials, and referrals to a range of critical services, including primary medical care, abscess treatment, mental health, substance abuse treatment, and HIV and hepatitis testing and treatment. Services were provided from a small mobile unit during two, three-hour intervals each week in Downtown San Diego and in North Park. These locations were selected using epidemiological, police, and community input.</p>	



U.S. Department of Housing and Urban Development
 Office of Community Planning and Development
 Integrated Disbursement and Information System
 CDBG Activity Summary Report (GPR) for Program Year 2013
 SAN DIEGO

Date: 17-Sep-2014
 Time: 18:31
 Page: 149

PGM Year: 2013
Project: 0006 - Public Services
IDIS Activity: 6548 - MEALS-HOME DELIVERED-14

Status: Completed 6/30/2014 12:00:00 AM
Location: 2254 San Diego Ave Ste 100 San Diego, CA 92110-2944

Objective: Create suitable living environments
Outcome: Availability/accessibility
Matrix Code: Senior Services (05A) **National Objective:** LMC

Initial Funding Date: 09/03/2013

Description:

Home delivery of up to two meals a day to homebound seniors and wellness check on clients to ensure their well being (referrals as needed).

Financing

Grant Year	Grant	Fund Type	Funded Amount	Drawn In Program Year	Drawn Thru Program Year
Pre-2015		EN	\$100,000.00	\$100,000.00	\$100,000.00
Total			\$100,000.00	\$100,000.00	\$100,000.00

Proposed Accomplishments

People (General) : 200

Actual Accomplishments

Number assisted:

	Owner		Renter		Total		Person	
	Total	Hispanic	Total	Hispanic	Total	Hispanic	Total	Hispanic
White:	0	0	0	0	0	0	565	73
Black/African American:	0	0	0	0	0	0	52	1
Asian:	0	0	0	0	0	0	29	0
American Indian/Alaskan Native:	0	0	0	0	0	0	2	2
Native Hawaiian/Other Pacific Islander:	0	0	0	0	0	0	3	1
American Indian/Alaskan Native & White:	0	0	0	0	0	0	0	0
Asian White:	0	0	0	0	0	0	0	0
Black/African American & White:	0	0	0	0	0	0	0	0
American Indian/Alaskan Native & Black/African American:	0	0	0	0	0	0	0	0
Other multi-racial:	0	0	0	0	0	0	9	6
Asian/Pacific Islander:	0	0	0	0	0	0	0	0
Hispanic:	0	0	0	0	0	0	0	0
Total:	0	0	0	0	0	0	660	83
Female-headed Households:	0		0		0			



U.S. Department of Housing and Urban Development
 Office of Community Planning and Development
 Integrated Disbursement and Information System
 CDBG Activity Summary Report (GPR) for Program Year 2013
 SAN DIEGO

Date: 17-Sep-2014
 Time: 18:31
 Page: 150

Income Category:

	Owner	Renter	Total	Person
Extremely Low	0	0	0	0
Low Mod	0	0	0	660
Moderate	0	0	0	0
Non Low Moderate	0	0	0	0
Total	0	0	0	660
Percent Low/Mod				100.0%

Annual Accomplishments

Years	Accomplishment Narrative	# Benefitting
2013	<p>1st QTR: The FY 2014 CDBG Agreement was executed; a total of 303 new, unduplicated clients were served; a total of 7,232 meals were delivered.</p> <p>2nd QTR: A total of 105 new, unduplicated clients were served; a total of 1,689 meals were delivered.</p> <p>3rd QTR: A total of 128 new, unduplicated clients were served; a total of 1,626 meals were delivered.</p> <p>4th QTR: A total of 124 new, unduplicated clients were served; a total of 1,758 meals were delivered.</p> <p>At FY 2014 year-end, a total of 660 seniors were served and 12,305 meals provided. Volunteers delivered nutritious daily meals, conducted wellness checks and provided social contact to seniors they would not receive otherwise.</p>	



U.S. Department of Housing and Urban Development
 Office of Community Planning and Development
 Integrated Disbursement and Information System
 CDBG Activity Summary Report (GPR) for Program Year 2013
 SAN DIEGO

Date: 17-Sep-2014
 Time: 18:31
 Page: 151

PGM Year: 2013
Project: 0006 - Public Services
IDIS Activity: 6549 - NAT FAM JUST-SAFETY-14
Status: Completed 6/30/2014 12:00:00 AM
Location: 1122 Broadway Ste 200 San Diego, CA 92101-5629
Objective: Create suitable living environments
Outcome: Availability/accessibility
Matrix Code: Battered and Abused Spouses (05G) **National Objective:** LMC

Initial Funding Date: 09/03/2013

Description:
 Case management, civil legal assistance, counseling and workforce development education.

Financing

Grant Year	Grant	Fund Type	Funded Amount	Drawn In Program Year	Drawn Thru Program Year
Pre-2015		EN	\$143,345.79	\$143,345.79	\$143,345.79
Total			\$143,345.79	\$143,345.79	\$143,345.79

Proposed Accomplishments

People (General) : 600

Actual Accomplishments

Number assisted:

	Owner		Renter		Total		Person	
	Total	Hispanic	Total	Hispanic	Total	Hispanic	Total	Hispanic
White:	0	0	0	0	0	0	241	63
Black/African American:	0	0	0	0	0	0	78	5
Asian:	0	0	0	0	0	0	45	1
American Indian/Alaskan Native:	0	0	0	0	0	0	4	4
Native Hawaiian/Other Pacific Islander:	0	0	0	0	0	0	5	0
American Indian/Alaskan Native & White:	0	0	0	0	0	0	6	0
Asian White:	0	0	0	0	0	0	5	0
Black/African American & White:	0	0	0	0	0	0	1	0
American Indian/Alaskan Native & Black/African American:	0	0	0	0	0	0	4	1
Other multi-racial:	0	0	0	0	0	0	272	237
Asian/Pacific Islander:	0	0	0	0	0	0	0	0
Hispanic:	0	0	0	0	0	0	0	0
Total:	0	0	0	0	0	0	661	311
Female-headed Households:	0		0		0			



U.S. Department of Housing and Urban Development
 Office of Community Planning and Development
 Integrated Disbursement and Information System
 CDBG Activity Summary Report (GPR) for Program Year 2013
 SAN DIEGO

Date: 17-Sep-2014
 Time: 18:31
 Page: 152

Income Category:

	Owner	Renter	Total	Person
Extremely Low	0	0	0	436
Low Mod	0	0	0	113
Moderate	0	0	0	54
Non Low Moderate	0	0	0	58
Total	0	0	0	661
Percent Low/Mod				91.2%

Annual Accomplishments

Years	Accomplishment Narrative	# Benefitting
2013	<p>1st QTR: 100 unduplicated clients served; comprehensive intakes with clients conducted to assess the dangerousness of their situations in addition to safety planning; referrals provided to assist with their safety and short-term service plans, including those made to the FJC Legal Network to obtain temporary restraining orders (52 Temporary Restraining Orders were filed; 9 court preparation services were conducted; 14 court support services were provided; 7 clients were represented at their permanent restraining order hearing); referrals to Dress for Success for assistance with employment and court suiting (46 clients provided with suiting and interview preparation services); referrals to the Center for Hope and Strength for counseling needs (4 clients provided with individual therapy sessions); on-going case management services provided to clients.</p> <p>2nd QTR: 199 unduplicated clients served; 106 TROs were filed; 12 court preparation services were conducted; 66 court support services were provided; 21 clients were represented; 92 clients provided with suiting and interview preparation services; 12 clients provided with individual therapy sessions; on-going case management services provided.</p> <p>3rd QTR: 196 unduplicated clients served; 105 TROs filed; 13 court preparation services conducted; 68 court support services provided; 11 clients represented; 98 clients provided with suiting and interview preparation services; 12 clients provided with individual therapy sessions; on-going case management services provided.</p> <p>4th QTR: 166 unduplicated clients served; 72 TROs filed; 14 court preparation services conducted; 28 court support services provided; 9 clients represented; 27 clients assisted with legal questions; 104 clients provided with suiting and interview preparation services; 12 clients provided with individual therapy sessions; on-going case management services provided.</p> <p>At FY 2014 year-end, a total of 661 unduplicated clients were served. The Client Services program met with all 661 clients and provided the initial intake and comprehensive case management, which included performing a Danger Assessment, intensive safety planning, assessing clients short-term and long-term needs (i.e. emergency housing, legal assistance, counseling, employment services). Follow-up case management services were provided to all 661 clients via phone or in person. The case management program provided ongoing support to survivors of domestic violence through weekly check-ins, ensuring referrals made during intake were attended to and clients' needs were being met. The FJC Legal Network held a total of 1,024 meetings with 450 unduplicated clients seeking legal assistance. The FJC Legal Network prepared and filed 348 temporary restraining orders, conducted 56 court prep services, provided 176 court support/ accompaniment services, and represented 41 clients for permanent restraining order hearings. Dress for Success San Diego, a project subcontractor, met with 338 clients and provided assistance with employment services (job readiness training such as resume development, cover letter and reference building, mock interviews, career panel, what to do if you don't get the job, change management, transferable job skills, and career counseling) and assistance with court suiting and interview preparation services. The Center for Hope and Strength, a secondary project subcontractor, provided 48 hours of free counseling services to survivors of domestic violence at the San Diego Family Justice Center. Through individual and group therapy, clients gained insight regarding abusive behaviors and are better able to recognize unhealthy situations. The therapy provided empowered clients to believe in themselves and increased their safety and self-sufficiency.</p>	



U.S. Department of Housing and Urban Development
 Office of Community Planning and Development
 Integrated Disbursement and Information System
 CDBG Activity Summary Report (GPR) for Program Year 2013
 SAN DIEGO

Date: 17-Sep-2014
 Time: 18:31
 Page: 153

PGM Year: 2013
Project: 0006 - Public Services
IDIS Activity: 6550 - SD HSG COMM-CORTEZ HILL-14

Status: Completed 6/30/2014 12:00:00 AM
Location: 1449 9th Ave San Diego, CA 92101-2806

Objective: Create suitable living environments
Outcome: Availability/accessibility
Matrix Code: Operating Costs of Homeless/AIDS Patients Programs (03T) **National Objective:** LMC

Initial Funding Date: 09/03/2013

Description:
 This project is a transitional housing program that operates continuously, 24 hours a day, all year for homeless families. Transitional housing is provided to 45 homeless families at a time for up to 120 days, along with cafeteria-style meals and ongoing case management to determine and address their needs at a downtown facility owned by the City of San Diego and leased to the YWCA of San Diego County.

Financing

Grant Year	Grant	Fund Type	Funded Amount	Drawn In Program Year	Drawn Thru Program Year
Pre-2015		EN	\$263,585.17	\$263,585.17	\$263,585.17
Total			\$263,585.17	\$263,585.17	\$263,585.17

Proposed Accomplishments

People (General) : 500

Actual Accomplishments

Number assisted:

	Owner		Renter		Total		Person	
	Total	Hispanic	Total	Hispanic	Total	Hispanic	Total	Hispanic
White:	0	0	0	0	0	0	233	169
Black/African American:	0	0	0	0	0	0	162	26
Asian:	0	0	0	0	0	0	3	0
American Indian/Alaskan Native:	0	0	0	0	0	0	18	10
Native Hawaiian/Other Pacific Islander:	0	0	0	0	0	0	7	3
American Indian/Alaskan Native & White:	0	0	0	0	0	0	5	2
Asian White:	0	0	0	0	0	0	1	0
Black/African American & White:	0	0	0	0	0	0	7	1
American Indian/Alaskan Native & Black/African American:	0	0	0	0	0	0	2	1
Other multi-racial:	0	0	0	0	0	0	120	81
Asian/Pacific Islander:	0	0	0	0	0	0	0	0
Hispanic:	0	0	0	0	0	0	0	0
Total:	0	0	0	0	0	0	558	293



U.S. Department of Housing and Urban Development
 Office of Community Planning and Development
 Integrated Disbursement and Information System
 CDBG Activity Summary Report (GPR) for Program Year 2013
 SAN DIEGO

Date: 17-Sep-2014
 Time: 18:31
 Page: 154

Female-headed Households: 0 0 0

Income Category:

	Owner	Renter	Total	Person
Extremely Low	0	0	0	558
Low Mod	0	0	0	0
Moderate	0	0	0	0
Non Low Moderate	0	0	0	0
Total	0	0	0	558
Percent Low/Mod				100.0%

Annual Accomplishments

Years	Accomplishment Narrative	# Benefiting
2013	<p>1st QTR: The FY 2014 CDBG Agreement was executed; a total of 71 new, unduplicated homeless families (83 adults; 127 children were served during this period; 24 families completed the 120-day program; 32 families exited the program; 13 families moved to transitional housing; 4 families moved to permanent housing.</p> <p>2nd Qtr: A total of 40 new, unduplicated homeless families (48 adults; 82 children were served during this period); 29 families completed the 120-day program; 38 families exited the program; 19 families moved to transitional housing; 9 families moved to permanent housing.</p> <p>3rd Qtr: A total of 40 new, unduplicated homeless families (48 adults; 84 children were served during this period); 25 families completed the 120-day program; 36 families exited the program; 21 families moved to transitional housing; 12 families moved to permanent housing.</p> <p>4th Qtr: A total of 7 new, unduplicated homeless families (7 adults; 15 children were served during this period); 8 families completed the 120-day program; 9 families exited the program; 8 families moved to transitional housing; 0 families moved to permanent housing.</p> <p>At FY 2014 year-end, a total of 558 unduplicated homeless persons were served (213 adults; 356 children) utilizing CDBG funds, ESG funds and other funding sources. Overall, a total of 176 families were provided with transitional shelter. Of those, 36 families moved to permanent housing, and 68 families moved to transitional housing within 120 days. A total of 84 families achieved at least three of their goals. The following were also completed: 101 Family Assessments; 127 adults and 24 minors were provided with individual counseling sessions; 71 Parenting Classes were conducted; and 35 Teen Groups were conducted. The project provided 46,700 bed nights.</p>	



U.S. Department of Housing and Urban Development
 Office of Community Planning and Development
 Integrated Disbursement and Information System
 CDBG Activity Summary Report (GPR) for Program Year 2013
 SAN DIEGO

Date: 17-Sep-2014
 Time: 18:31
 Page: 155

PGM Year: 2013
Project: 0006 - Public Services
IDIS Activity: 6551 - SD HSG COMM-HSP-14

Status: Completed 6/30/2014 12:00:00 AM
Location: 1122 Broadway Ste 300 San Diego, CA 92101-5629

Objective: Create suitable living environments
Outcome: Availability/accessibility
Matrix Code: Operating Costs of Homeless/AIDS Patients Programs (03T) **National Objective:** LMC

Initial Funding Date: 09/03/2013

Description:
 The homeless emergency shelter for Veterans and interim bed facility at the Connections Housing project will provide shelter, meals, and services for homeless individuals. The Veterans shelter is a seasonal program for adults. The Connections Housing interim bed facility is a year-round comprehensive homeless services center designed to stabilize homeless individuals.

Financing

Grant Year	Grant	Fund Type	Funded Amount	Drawn In Program Year	Drawn Thru Program Year
Pre-2015		EN	\$588,037.48	\$588,037.48	\$588,037.48
Total			\$588,037.48	\$588,037.48	\$588,037.48

Proposed Accomplishments

People (General) : 1,076

Actual Accomplishments

Number assisted:

	Owner		Renter		Total		Person	
	Total	Hispanic	Total	Hispanic	Total	Hispanic	Total	Hispanic
White:	0	0	0	0	0	0	900	111
Black/African American:	0	0	0	0	0	0	425	5
Asian:	0	0	0	0	0	0	19	6
American Indian/Alaskan Native:	0	0	0	0	0	0	14	7
Native Hawaiian/Other Pacific Islander:	0	0	0	0	0	0	17	5
American Indian/Alaskan Native & White:	0	0	0	0	0	0	8	7
Asian White:	0	0	0	0	0	0	1	1
Black/African American & White:	0	0	0	0	0	0	2	1
American Indian/Alaskan Native & Black/African American:	0	0	0	0	0	0	2	2
Other multi-racial:	0	0	0	0	0	0	22	11
Asian/Pacific Islander:	0	0	0	0	0	0	0	0
Hispanic:	0	0	0	0	0	0	0	0
Total:	0	0	0	0	0	0	1,410	156



U.S. Department of Housing and Urban Development
 Office of Community Planning and Development
 Integrated Disbursement and Information System
 CDBG Activity Summary Report (GPR) for Program Year 2013
 SAN DIEGO

Date: 17-Sep-2014
 Time: 18:31
 Page: 156

Female-headed Households: 0 0 0

Income Category:

	Owner	Renter	Total	Person
Extremely Low	0	0	0	1,322
Low Mod	0	0	0	61
Moderate	0	0	0	23
Non Low Moderate	0	0	0	4
Total	0	0	0	1,410
Percent Low/Mod				99.7%

Annual Accomplishments

Years	Accomplishment Narrative	# Benefitting
2013	<p>1st QTR: This project utilizes a combination of CDBG, ESG, City General Funds, and/or San Diego Housing Commission funds to provide shelter services at the Veterans Emergency Shelter Program (150 beds available to homeless veterans) and the Interim Housing Program (150 beds available to homeless individuals consisting of 134 Interim 30-90 day beds and 16 Special Needs SRO 6-month beds); the information reported represents the overall accomplishments utilizing all funding sources for the two programs; a total of 663 unduplicated homeless clients were served.</p> <p>2nd QTR: A total of 222 new, unduplicated homeless clients were served (133 received emergency shelter services; 89 received interim housing services).</p> <p>3rd QTR: A total of 272 new, unduplicated homeless clients were served (134 received emergency shelter services; 138 received interim housing services).</p> <p>4th QTR: A total of 253 new, unduplicated homeless clients were served (163 received emergency shelter services; 90 received interim housing services).</p> <p>At FY 2014 year-end, a total of 586 unduplicated homeless persons received interim housing assistance utilizing CDBG funds, ESG funds and other funding sources. The Interim Housing Program provided 134 interim beds (30-90 day beds managed by Alpha Project) and 16 Special Needs single-room occupancy (SRO) 6-month beds (managed by PATH). Additionally, the program provided two meals daily, professionally cleaned linens, personal hygiene kits, undergarments, and any available donated clean clothing to those in need. The program offered weekly at no cost access to onsite laundry machines, including detergent, onsite access to skill building groups, recovery supports, numerous onsite community agencies, and intensive case management services. The primary goal of the Interim Housing Program was to move the individual from homelessness to permanent housing. A total of 54,750 bed nights were provided for men and women. Out of the 407 who exited the program, 314 (77%) moved to either longer-term or permanent housing. Of these 314 placements, 147 (36%) moved to longer term housing and 167 (41%) moved to permanent housing. A total of 30 clients phased directly from the Interim Program into the Permanent Supportive Housing units at Connections. A total of 304 clients reported a positive change in their income. Of those 304 clients, 183 gained income (for those who had no income at entrance to the program), 121 clients increased their income (for those who had some type of income at entrance to the program), and 50 clients who gained employment (for those who had no employment at entrance and who employable; not permanently disabled, as defined in the Social Security Act, and have, or are eligible to receive Social Security benefits).</p> <p>At FY 2014 year-end, a total of 824 unduplicated homeless Veterans received emergency shelter assistance utilizing CDBG funds, ESG funds, City General Funds and other funding sources. The Veterans Emergency Shelter Program provided temporary housing for veteran men and women. The shelter accommodated 150 veterans at any given time. In addition to shelter, a variety of services were provided on a weekly basis through service providers. The veterans in the program were able to get connected to appropriate resources and access services that they found to be beneficial. Breakfast, lunch and dinner were prepared and served daily to the residents. Clothing, undergarments and other hygiene products, transportation and bus tokens were also provided to the clients. Enhanced services provided included bi-weekly case management, completion of an abbreviated mental health assessment, cognitive based life skills groups, onsite AA/NA meetings, employment services, VA benefits and healthcare, access to local transitional housing programs, and rapid re-housing assistance leading to permanent housing.</p>	



U.S. Department of Housing and Urban Development
 Office of Community Planning and Development
 Integrated Disbursement and Information System
 CDBG Activity Summary Report (GPR) for Program Year 2013
 SAN DIEGO

Date: 17-Sep-2014
 Time: 18:31
 Page: 157

PGM Year: 2013
Project: 0006 - Public Services
IDIS Activity: 6552 - SD HSG COMM-NEIL GOOD DAY-14

Status: Open
Location: 299 17th St San Diego, CA 92101-7665

Objective: Create suitable living environments
Outcome: Availability/accessibility
Matrix Code: Operating Costs of Homeless/AIDS Patients Programs (03T) **National Objective:** LMC

Initial Funding Date: 09/03/2013

Description:

The Neil Good Day Center provides homeless individuals refuge, basic hygiene facilities, mail services, assessment, counseling, information, and referral services designed to help break the cycle of homelessness.

Financing

Grant Year	Grant	Fund Type	Funded Amount	Drawn In Program Year	Drawn Thru Program Year
Pre-2015		EN	\$550,000.00	\$535,243.12	\$535,243.12
Total			\$550,000.00	\$535,243.12	\$535,243.12

Proposed Accomplishments

People (General) : 2,000

Actual Accomplishments

Number assisted:

	Owner		Renter		Total		Person	
	Total	Hispanic	Total	Hispanic	Total	Hispanic	Total	Hispanic
White:	0	0	0	0	0	0	1,678	558
Black/African American:	0	0	0	0	0	0	671	0
Asian:	0	0	0	0	0	0	24	0
American Indian/Alaskan Native:	0	0	0	0	0	0	39	0
Native Hawaiian/Other Pacific Islander:	0	0	0	0	0	0	55	0
American Indian/Alaskan Native & White:	0	0	0	0	0	0	11	0
Asian White:	0	0	0	0	0	0	2	0
Black/African American & White:	0	0	0	0	0	0	14	0
American Indian/Alaskan Native & Black/African American:	0	0	0	0	0	0	6	0
Other multi-racial:	0	0	0	0	0	0	2	0
Asian/Pacific Islander:	0	0	0	0	0	0	0	0
Hispanic:	0	0	0	0	0	0	0	0
Total:	0	0	0	0	0	0	2,502	558
Female-headed Households:	0		0		0			



U.S. Department of Housing and Urban Development
 Office of Community Planning and Development
 Integrated Disbursement and Information System
 CDBG Activity Summary Report (GPR) for Program Year 2013
 SAN DIEGO

Date: 17-Sep-2014
 Time: 18:31
 Page: 158

Income Category:

	Owner	Renter	Total	Person
Extremely Low	0	0	0	2,502
Low Mod	0	0	0	0
Moderate	0	0	0	0
Non Low Moderate	0	0	0	0
Total	0	0	0	2,502
Percent Low/Mod				100.0%

Annual Accomplishments

Years	Accomplishment Narrative	# Benefitting
2013	<p>1st QTR: The FY 2014 CDBG Agreement was executed; a total of 697 new, unduplicated homeless clients were served; shower services, laundry services, shelter referrals, telephone access, message services, personal storage, and mail services were provided daily; volunteer groups provided services on-site.</p> <p>2nd QTR: A total of 586 new, unduplicated homeless clients were served during this period.</p> <p>3rd QTR: A total of 611 new, unduplicated homeless clients were served during this period.</p> <p>4th QTR: A total of 608 new, unduplicated homeless clients were served during this period.</p> <p>At FY 2014 year-end, a total of 2,502 unduplicated clients were served at NGDC. Shower services, laundry services, telephone access, message services, personal storage and mail services were provided to clients. Services accessed at the Center include restrooms, showers (53,186 showers provided), laundry (4,163 laundry services provided), mail services (1,985 unduplicated clients), telephone access (6,96 calls logged), message services (1,056), personal storage (155 unduplicated clients), shelter referrals (1,187 referrals provided), access to the resource room/computer lab for job postings, photocopy, fax, employment resources (2,853 clients), job seeking services (805 clients) and case management assessment & individual plans (1,414 clients). A total of 9 clients were placed in jobs, 545 clients were referred to medical services, 178 clients were referred to psychiatric services, 79 clients were referred to recovery services, 325 clients accessed transportation services, 474 clients were assisted with public entitlement and benefit representation (i.e. SSI, SSDI, Medi-Cal, VA), 571 clients were assisted with personal records (i.e. birth certificates, CA ID), 18 clients were placed in residential treatment programs, 30 clients were placed in permanent supportive housing, 1,590 clients were placed in housing/transitional programs, and 2,096 clients were referred to other housing placements (i.e. group home, sober living, board & care, domestic violence).</p>	



U.S. Department of Housing and Urban Development
 Office of Community Planning and Development
 Integrated Disbursement and Information System
 CDBG Activity Summary Report (GPR) for Program Year 2013
 SAN DIEGO

Date: 17-Sep-2014
 Time: 18:31
 Page: 159

PGM Year: 2013
Project: 0006 - Public Services
IDIS Activity: 6553 - SD SECOND CHANCE-JOB TRNG-14

Status: Completed 6/30/2014 12:00:00 AM
Location: 6145 Imperial Ave San Diego, CA 92114-4213

Objective: Create suitable living environments
Outcome: Availability/accessibility
Matrix Code: Employment Training (05H) **National Objective:** LMC

Initial Funding Date: 09/03/2013

Description:
 Provision of classroom training, aptitude assessment, referrals to other support resources, job placement assistance and two-year follow up case management.
 Each client receives 160 hours of job readiness training.

Financing

Grant Year	Grant	Fund Type	Funded Amount	Drawn In Program Year	Drawn Thru Program Year
Pre-2015		EN	\$219,945.00	\$219,945.00	\$219,945.00
Total			\$219,945.00	\$219,945.00	\$219,945.00

Proposed Accomplishments

People (General) : 130

Actual Accomplishments

Number assisted:

	Owner		Renter		Total		Person	
	Total	Hispanic	Total	Hispanic	Total	Hispanic	Total	Hispanic
White:	0	0	0	0	0	0	72	32
Black/African American:	0	0	0	0	0	0	32	0
Asian:	0	0	0	0	0	0	5	1
American Indian/Alaskan Native:	0	0	0	0	0	0	1	0
Native Hawaiian/Other Pacific Islander:	0	0	0	0	0	0	3	1
American Indian/Alaskan Native & White:	0	0	0	0	0	0	0	0
Asian White:	0	0	0	0	0	0	1	0
Black/African American & White:	0	0	0	0	0	0	1	0
American Indian/Alaskan Native & Black/African American:	0	0	0	0	0	0	1	0
Other multi-racial:	0	0	0	0	0	0	8	5
Asian/Pacific Islander:	0	0	0	0	0	0	0	0
Hispanic:	0	0	0	0	0	0	0	0
Total:	0	0	0	0	0	0	124	39
Female-headed Households:	0		0		0			



U.S. Department of Housing and Urban Development
 Office of Community Planning and Development
 Integrated Disbursement and Information System
 CDBG Activity Summary Report (GPR) for Program Year 2013
 SAN DIEGO

Date: 17-Sep-2014
 Time: 18:31
 Page: 160

Income Category:

	Owner	Renter	Total	Person
Extremely Low	0	0	0	117
Low Mod	0	0	0	7
Moderate	0	0	0	0
Non Low Moderate	0	0	0	0
Total	0	0	0	124
Percent Low/Mod				100.0%

Annual Accomplishments

Years	Accomplishment Narrative	# Benefitting
2013	<p>1st QTR: A total of 16 new, unduplicated clients were served during this reporting period, of which 11 obtained employment; all 16 clients completed 4 weeks of the Job Readiness training, which included resume completion, looking at overall employment attitude, mock interviews and ability to work as productive team members; after completion of this initial training phase, clients moved into the job placement and follow-up phase; a total of 5 clients received mental health services.</p> <p>2nd QTR: A total of 33 new, unduplicated clients were served during this reporting period; all 33 clients completed 4 weeks of the Job Readiness training, which included resume completion, looking at overall employment attitude, mock interviews and ability to work as productive team members; after completion of this initial training phase, clients moved into the job placement and follow-up phase; a total of 14 obtained employment; a total of 18 clients received mental health services to date.</p> <p>3rd QTR: A total of 27 new, unduplicated clients were served during this reporting period; 22 clients completed 4 weeks of the Job Readiness training, which included resume completion, looking at overall employment attitude, mock interviews and ability to work as productive team members; after completion of this initial training phase, clients moved into the job placement and follow-up phase; a total of 13 obtained employment; a total of 24 clients received mental health services to date.</p> <p>4th QTR: A total of 48 new, unduplicated clients were served during this reporting period; 34 clients completed 4 weeks of the Job Readiness training, which included resume completion, looking at overall employment attitude, mock interviews and ability to work as productive team members; after completion of this initial training phase, clients moved into the job placement and follow-up phase; a total of 30 obtained employment; a total of 24 clients received mental health services to date.</p> <p>At FY 2014 year-end, an intensive four-week, 160-hour training was provided to 124 men and women facing barriers to employment and self-sufficiency. Participants acquired critical job skills to help them find and retain employment. Classes focused on attitudinal changes, professional disciplines, computer literacy, financial literacy and job placement. Emphasis was placed on personal responsibility, proper workplace demeanor and a strong work ethic. Participants included ex-offenders returning to the community and other low-income adults with barriers to successful employment, including substance abuse, low education equivalencies, lack of employment history and behavioral treatment needs. Participants completed a series of essays, tests, mock interviews and resume critiques to accurately evaluate, assess and improve upon their competency levels and job skills in group and individual settings. Upon graduation, eligible participants received support in implementing the strategies presented in the classroom to secure and retain employment. All graduates have full access to the use of Second Chance's facilities, including the computer lab, which offers no-cost internet access and printing services to help participants with ongoing job search needs. A total of 68 clients obtained employment.</p>	



U.S. Department of Housing and Urban Development
 Office of Community Planning and Development
 Integrated Disbursement and Information System
 CDBG Activity Summary Report (GPR) for Program Year 2013
 SAN DIEGO

Date: 17-Sep-2014
 Time: 18:31
 Page: 161

PGM Year: 2013
Project: 0007 - Neighborhood Code Enforcement
IDIS Activity: 6554 - CITY SD-ES-LEAD SAFETY ENF-14

Status: Open **Objective:** Provide decent affordable housing
Location: 9601 Ridgehaven Ct Ste 310 San Diego, CA 92123-1676 **Outcome:** Availability/accessibility
Matrix Code: Code Enforcement (15) **National Objective:** LMA

Initial Funding Date: 09/03/2013

Description:
 Pro-active code enforcement activities will be carried out (focus on lead hazard identification in multi-family rentals built prior to 1970). As warranted, compliance notices will be issued and, where compliance is not achieved in a timely manner, violation notices will be issued. Substandard housing complaints from CDBG-eligible areas will also be pursued.

Financing

Grant Year	Grant	Fund Type	Funded Amount	Drawn In Program Year	Drawn Thru Program Year
Pre-2015		EN	\$135,674.00	\$104,071.39	\$104,071.39
Total			\$135,674.00	\$104,071.39	\$104,071.39

Proposed Accomplishments
 Housing Units : 140
 Total Population in Service Area: 2,764
 Census Tract Percent Low / Mod: 67.50

Annual Accomplishments



U.S. Department of Housing and Urban Development
Office of Community Planning and Development
Integrated Disbursement and Information System
CDBG Activity Summary Report (GPR) for Program Year 2013
SAN DIEGO

Date: 17-Sep-2014
Time: 18:31
Page: 162

Years	Accomplishment Narrative	# Benefitting
2013	<p>1st QTR: There were three new cases impacting ten units were opened; two cases impacting three housing units received violation notices; six cases impacting twenty-one residential units were cleared of lead hazards; the lead hazard remediations were funded by the property owner for each of these cases; there were seventeen active cases impacting fifty-two residential units at close of reporting period.</p> <p>2nd QTR: There were fourteen new cases impacting seventy units were opened; ten cases impacting sixty-four housing units received violation notices; twelve cases impacting twenty-seven residential units were remediated of lead hazards and closed; the lead hazard remediations were funded by the property owner for ten of the cases and two were funded by the San Diego Housing Commission; there were sixteen active cases impacting eighty-five residential units at close of reporting period.</p> <p>3rd QTR: There were 8 new cases opened; six cases impacting thirty housing units received violation notices; eleven cases impacting seventy residential units were remediated of lead hazards and closed; the lead hazard remediations were funded by the property owner; there were thirteen active cases impacting forty residential units at close of reporting period.</p> <p>4th QTR: There was 2 new cases opened; 5 cases impacting 9 residential units received violation notices; 5 cases impacting 14 residential units were remediated of lead hazards and closed; the lead hazard remediations were funded by the property owner; there were 8 active cases impacting 31 residential units at close of June 30, 2014.</p> <p>At FY 2014 year-end, a total of 228 residential units were served through 50 code enforcement cases. There were 33 cases impacting 130 residential units that were cleared of lead hazards. Code violation notices were issued to 32 properties impacting 117 units. Notices issued to 12 of these properties were secondary violations on properties that had already received an initial notice. Property owners needing financial assistance were referred to the San Diego Housing Commission's Home Safe Homes Program, which provides financial assistance through a HUD funded Lead Hazard Control grant as well as other low interest loan programs. For 31 of the cleared cases impacting 127 units, the lead hazard remediations were funded by the property owner. The other 2 remediations impacting 3 units were remediated thorough enrollment in the Homes Safe Homes Program. As of June 30, 2014, there were 7 active cases impacting 29 residential units. This project is scheduled to be completed by September 30, 2014. Additional project activities completed and confirmation of LMI benefit will be reported in the City's FY 2015 CAPER.</p>	



U.S. Department of Housing and Urban Development
 Office of Community Planning and Development
 Integrated Disbursement and Information System
 CDBG Activity Summary Report (GPR) for Program Year 2013
 SAN DIEGO

Date: 17-Sep-2014
 Time: 18:31
 Page: 163

PGM Year: 2013
Project: 0008 - Organizational Capacity Building
IDIS Activity: 6555 - LISC-CAPACITY BUILDING-14

Status: Completed 6/30/2014 12:00:00 AM
Location: 4305 University Ave San Diego, CA 92105-1645

Objective: Create suitable living environments
Outcome: Sustainability
Matrix Code: CDBG Non-profit Organization Capacity Building (19C) **National Objective:** LMA

Initial Funding Date: 09/03/2013

Description:
 Provision of case management (evaluation, development of corrective action plan & implementation) through technical assistance to emerging non-profits to improve internal financial controls, organizational infrastructure and capacity.
 Goal: Increase capacity of 10 non-profits.

Financing

Grant Year	Grant	Fund Type	Funded Amount	Drawn In Program Year	Drawn Thru Program Year
Pre-2015		EN	\$74,441.15	\$74,441.15	\$74,441.15
Total			\$74,441.15	\$74,441.15	\$74,441.15

Proposed Accomplishments

Organizations : 10
 Total Population in Service Area: 9,430
 Census Tract Percent Low / Mod: 83.70

Annual Accomplishments

Years	Accomplishment Narrative	# Benefitting
2013	1st QTR: The FY 2014 CDBG Agreement was executed; an RFP process was completed for training services; one workshop session was conducted in September 2013, with 13 City of San Diego nonprofit organizations in attendance; 2 nonprofit organizations received one-on-one assistance. 2nd QTR: One workshop was conducted in September 2013, with 16 City of San Diego nonprofit organizations in attendance; 6 nonprofit organizations received one-on-one assistance; 1 nonprofit organization reported in the 1st Qtr received one-on-one assistance in the 2nd Qtr as well. 3rd QTR: Two training sessions were conducted in January 2014; one training session was conducted and five one-on-one sessions was provided in February 2014; two training sessions were conducted and four one-on-one assistance was provided to four nonprofit organization in March 2014. 4th QTR: No training sessions were conducted, but three one-on-one assistance was provided to three nonprofit organization in April 2014. No training sessions were conducted, but three one-on-one assistance was provided to three nonprofit organization in May 2014. At FY 2014 year-end, focused training series on financial management and related best practices were conducted and attended by 45 nonprofit organizations serving LMI City of San Diego residents. Of those, a total of 10 organizations reported increased capacity as a result of project services provided. A total 6 organizations received direct one-on-one technical assistance of which 3 successfully addressed organizational capacity gaps as a result of assistance provided by the project.	



U.S. Department of Housing and Urban Development
 Office of Community Planning and Development
 Integrated Disbursement and Information System
 CDBG Activity Summary Report (GPR) for Program Year 2013
 SAN DIEGO

Date: 17-Sep-2014
 Time: 18:31
 Page: 164

PGM Year: 2013
Project: 0004 - Residential Rehabilitation
IDIS Activity: 6633 - City Hts CDC-Neigh Rehab-14

Status: Open
Location: 4001 El Cajon Blvd San Diego, CA 92105-1110

Objective: Provide decent affordable housing
Outcome: Availability/accessibility
Matrix Code: Rehab; Single-Unit Residential (14A) **National Objective:** LMH

Initial Funding Date: 12/10/2013

Description:

In collaboration with Urban Corps of San Diego County's Green Build program, the City Heights Neighborhood Rehabilitation Program (NRP) will provide comprehensive rehabilitation to deteriorating single family homes occupied by and benefiting LMI in census tracts 27.07, 27.08, 26.01, and various others in a cluster format.

Financing

Grant Year	Grant	Fund Type	Funded Amount	Drawn In Program Year	Drawn Thru Program Year
Pre-2015		EN	\$742,934.00	\$114,466.80	\$114,466.80
Total			\$742,934.00	\$114,466.80	\$114,466.80

Proposed Accomplishments

Housing Units : 25

Actual Accomplishments

Number assisted:

	Owner		Renter		Total		Person	
	Total	Hispanic	Total	Hispanic	Total	Hispanic	Total	Hispanic
White:	0	0	0	0	0	0		0
Black/African American:	0	0	0	0	0	0	0	0
Asian:	0	0	0	0	0	0	0	0
American Indian/Alaskan Native:	0	0	0	0	0	0	0	0
Native Hawaiian/Other Pacific Islander:	0	0	0	0	0	0	0	0
American Indian/Alaskan Native & White:	0	0	0	0	0	0	0	0
Asian White:	0	0	0	0	0	0	0	0
Black/African American & White:	0	0	0	0	0	0	0	0
American Indian/Alaskan Native & Black/African American:	0	0	0	0	0	0	0	0
Other multi-racial:	0	0	0	0	0	0	0	0
Asian/Pacific Islander:	0	0	0	0	0	0	0	0
Hispanic:	0	0	0	0	0	0	0	0
Total:	0	0	0	0	0	0	0	0
Female-headed Households:	0		0		0			



U.S. Department of Housing and Urban Development
 Office of Community Planning and Development
 Integrated Disbursement and Information System
 CDBG Activity Summary Report (GPR) for Program Year 2013
 SAN DIEGO

Date: 17-Sep-2014
 Time: 18:31
 Page: 165

Income Category:

	Owner	Renter	Total	Person
Extremely Low	0	0	0	0
Low Mod	0	0	0	0
Moderate	0	0	0	0
Non Low Moderate	0	0	0	0
Total	0	0	0	0
Percent Low/Mod				

Annual Accomplishments

Years	Accomplishment Narrative	# Benefiting
2013	<p>4th QTR: The FY 2014 CDBG Agreement was executed in April 2014; assessments of homes to be assisted were completed; rehabilitation activities were implemented on two properties.</p> <p>At FY 2014 year-end, the Notice to Proceed was issued on April 22, 2014. Work was in progress on three homes. Work included lead based paint abatement, energy efficiency upgrades, HVAC, electrical, roofing and other health and safety issues specific to the home's scope of work. This project is scheduled to be completed by December 31, 2014. Additional rehabilitation activities and household benefit will be reported in the City's FY 2015 CAPER.</p>	



U.S. Department of Housing and Urban Development
 Office of Community Planning and Development
 Integrated Disbursement and Information System
 CDBG Activity Summary Report (GPR) for Program Year 2013
 SAN DIEGO

Date: 17-Sep-2014
 Time: 18:31
 Page: 166

PGM Year: 2013
Project: 0004 - Residential Rehabilitation
IDIS Activity: 6634 - Rebuilding Together-RTSD-14

Status: Open
Location: 2013 Franklin Ave San Diego, CA 92113-1223

Objective: Provide decent affordable housing
Outcome: Availability/accessibility
Matrix Code: Rehab; Single-Unit Residential (14A) **National Objective:** LMH

Initial Funding Date: 12/10/2013

Description:
 Year-round program providing minor home repair, safety and energy efficient modifications for low income, elderly and disabled homeowners performed by staff handymen. These services are provided free of charge to the client. Services may include, but not limited to installation of grab bars, other accessible modifications, security lights, minor plumbing, electrical and fixture replacements.

Financing

Grant Year	Grant	Fund Type	Funded Amount	Drawn In Program Year	Drawn Thru Program Year
Pre-2015		EN	\$325,000.00	\$7,671.32	\$7,671.32
Total			\$325,000.00	\$7,671.32	\$7,671.32

Proposed Accomplishments

Housing Units : 12

Actual Accomplishments

Number assisted:

	Owner		Renter		Total		Person	
	Total	Hispanic	Total	Hispanic	Total	Hispanic	Total	Hispanic
White:	0	0	0	0	0	0		0
Black/African American:	0	0	0	0	0	0	0	0
Asian:	0	0	0	0	0	0	0	0
American Indian/Alaskan Native:	0	0	0	0	0	0	0	0
Native Hawaiian/Other Pacific Islander:	0	0	0	0	0	0	0	0
American Indian/Alaskan Native & White:	0	0	0	0	0	0	0	0
Asian White:	0	0	0	0	0	0	0	0
Black/African American & White:	0	0	0	0	0	0	0	0
American Indian/Alaskan Native & Black/African American:	0	0	0	0	0	0	0	0
Other multi-racial:	0	0	0	0	0	0	0	0
Asian/Pacific Islander:	0	0	0	0	0	0	0	0
Hispanic:	0	0	0	0	0	0	0	0
Total:	0	0	0	0	0	0	0	0



U.S. Department of Housing and Urban Development
 Office of Community Planning and Development
 Integrated Disbursement and Information System
 CDBG Activity Summary Report (GPR) for Program Year 2013
 SAN DIEGO

Date: 17-Sep-2014
 Time: 18:31
 Page: 167

Female-headed Households: 0 0 0

Income Category:

	Owner	Renter	Total	Person
Extremely Low	0	0	0	0
Low Mod	0	0	0	0
Moderate	0	0	0	0
Non Low Moderate	0	0	0	0
Total	0	0	0	0

Percent Low/Mod

Annual Accomplishments

Years	Accomplishment Narrative	# Benefitting
2013	4th QTR: The FY 2014 CDBG Agreement was executed in April 2014; 13 home assessments were completed in June 2014. At FY 2014 year-end, 13 home assessments were completed with rehabilitation activities pending. This project is scheduled to be completed by December 31, 2014. Additional rehabilitation activities and household benefit will be reported in the City's FY 2015 CAPER.	



U.S. Department of Housing and Urban Development
 Office of Community Planning and Development
 Integrated Disbursement and Information System
 CDBG Activity Summary Report (GPR) for Program Year 2013
 SAN DIEGO

Date: 17-Sep-2014
 Time: 18:31
 Page: 168

PGM Year: 2013
Project: 0006 - Public Services
IDIS Activity: 6635 - Senior Community-Senior Nut-14

Status: Completed 6/30/2014 12:00:00 AM **Objective:** Create suitable living environments
Location: 525 14th St 4065 43rd St 948 18th St San Diego, CA 92101-7544 **Outcome:** Availability/accessibility
Matrix Code: Senior Services (05A) **National Objective:** LMC

Initial Funding Date: 12/10/2013

Description:

The Supplemental Food for Seniors in Poverty Program will offer critical support to seniors in San Diego.
 The agency will provide additional food to supplement evening meals.

Financing

Grant Year	Grant	Fund Type	Funded Amount	Drawn In Program Year	Drawn Thru Program Year
Pre-2015		EN	\$55,658.00	\$55,658.00	\$55,658.00
Total			\$55,658.00	\$55,658.00	\$55,658.00

Proposed Accomplishments

People (General) : 300

Actual Accomplishments

Number assisted:

	Owner		Renter		Total		Person	
	Total	Hispanic	Total	Hispanic	Total	Hispanic	Total	Hispanic
White:	0	0	0	0	0	0	1,494	431
Black/African American:	0	0	0	0	0	0	354	2
Asian:	0	0	0	0	0	0	745	3
American Indian/Alaskan Native:	0	0	0	0	0	0	15	1
Native Hawaiian/Other Pacific Islander:	0	0	0	0	0	0	6	1
American Indian/Alaskan Native & White:	0	0	0	0	0	0	0	0
Asian White:	0	0	0	0	0	0	0	0
Black/African American & White:	0	0	0	0	0	0	0	0
American Indian/Alaskan Native & Black/African American:	0	0	0	0	0	0	0	0
Other multi-racial:	0	0	0	0	0	0	210	138
Asian/Pacific Islander:	0	0	0	0	0	0	0	0
Hispanic:	0	0	0	0	0	0	0	0
Total:	0	0	0	0	0	0	2,824	576
Female-headed Households:	0		0		0			



U.S. Department of Housing and Urban Development
 Office of Community Planning and Development
 Integrated Disbursement and Information System
 CDBG Activity Summary Report (GPR) for Program Year 2013
 SAN DIEGO

Date: 17-Sep-2014
 Time: 18:31
 Page: 169

Income Category:

	Owner	Renter	Total	Person
Extremely Low	0	0	0	2,398
Low Mod	0	0	0	0
Moderate	0	0	0	0
Non Low Moderate	0	0	0	426
Total	0	0	0	2,824
Percent Low/Mod				84.9%

Annual Accomplishments

Years	Accomplishment Narrative	# Benefiting
2013	<p>3rd QTR: Project activities were implemented in January 2014; a total of 2,292 new, unduplicated seniors were provided with free nutritious meals; a total of 106,964 meals were served during this period.</p> <p>4th QTR: A total of 532 new, unduplicated seniors were provided with free nutritious meals; a total of 109,545 meals were served during this period.</p> <p>At FY 2014 year-end, a total of 2,824 unduplicated seniors were served. The seniors served were among those of the lowest income, highest risk, and most vulnerable of populations. Most were single with no familial support and lived alone in nearby apartments, SRO hotels, or on the streets. Meals were served at project sites in the following locations: 252 14th St, San Diego, CA 92101; 1545 4th Avenue, San Diego, CA 92101; 4065 43rd Street, San Diego, CA 92105; 945 18th Street, San Diego, CA 92154; 106 West Park Boulevard, San Diego, CA 92173; and 8460 Mira Mesa Boulevard, San Diego, CA 92126. The project provided nutritious meals that were offered seven days a week at 1545 4th Avenue, San Diego, CA 92102 and five days a week at the remaining sites. Daily meals were also provided to homebound seniors. A total of 216,509 meals were served during the period of January 1-June 30, 2014.</p>	



U.S. Department of Housing and Urban Development
 Office of Community Planning and Development
 Integrated Disbursement and Information System
 CDBG Activity Summary Report (GPR) for Program Year 2013
 SAN DIEGO

Date: 17-Sep-2014
 Time: 18:31
 Page: 170

PGM Year: 2013
Project: 0004 - Residential Rehabilitation
IDIS Activity: 6751 - CITY SD-ES-SAFE & HLTHY HMS-14

Status: Open
Location: 3628 Logan Ave Apt D San Diego, CA 92113-2764

Objective: Provide decent affordable housing
Outcome: Availability/accessibility
Matrix Code: Rehab; Multi-Unit Residential (14B) **National Objective:** LMH

Initial Funding Date: 08/12/2014

Description:
 This project will target highly vulnerable residents (low-income or very low-income families that house children less than 18 years of age, pregnant women, or elderly persons over the age of 62 years). Comprehensive housing assessments will be performed and all identified housing problems will be corrected to provide occupants a safe and healthy home environment.

Financing

Grant Year	Grant	Fund Type	Funded Amount	Drawn In Program Year	Drawn Thru Program Year
Pre-2015		EN	\$70,760.00	\$63,743.14	\$63,743.14
Total			\$70,760.00	\$63,743.14	\$63,743.14

Proposed Accomplishments

Housing Units : 18

Actual Accomplishments

Number assisted:

	Owner		Renter		Total		Person	
	Total	Hispanic	Total	Hispanic	Total	Hispanic	Total	Hispanic
White:	3	0	5	5	8	5	0	0
Black/African American:	1	0	3	0	4	0	0	0
Asian:	0	0	0	0	0	0	0	0
American Indian/Alaskan Native:	0	0	0	0	0	0	0	0
Native Hawaiian/Other Pacific Islander:	0	0	0	0	0	0	0	0
American Indian/Alaskan Native & White:	0	0	0	0	0	0	0	0
Asian White:	0	0	0	0	0	0	0	0
Black/African American & White:	0	0	0	0	0	0	0	0
American Indian/Alaskan Native & Black/African American:	0	0	0	0	0	0	0	0
Other multi-racial:	0	0	0	0	0	0	0	0
Asian/Pacific Islander:	0	0	0	0	0	0	0	0
Hispanic:	0	0	0	0	0	0	0	0
Total:	4	0	8	5	12	5	0	0



U.S. Department of Housing and Urban Development
 Office of Community Planning and Development
 Integrated Disbursement and Information System
 CDBG Activity Summary Report (GPR) for Program Year 2013
 SAN DIEGO

Date: 17-Sep-2014
 Time: 18:31
 Page: 171

Female-headed Households: 2 1 3

Income Category:

	Owner	Renter	Total	Person
Extremely Low	2	4	6	0
Low Mod	2	4	6	0
Moderate	0	0	0	0
Non Low Moderate	0	0	0	0
Total	4	8	12	0
Percent Low/Mod	100.0%	100.0%	100.0%	

Annual Accomplishments

Years	Accomplishment Narrative	# Benefitting
2013	<p>1st QTR: Project activities were implemented in August 2013. No LMI households residing in multi-family units were assisted during this period.</p> <p>2nd QTR: A total of 4 unduplicated LMI households were assisted during this period.</p> <p>3rd QTR: A total of 5 unduplicated LMI households were assisted during this period.</p> <p>4th QTR: A total of 3 unduplicated LMI households were assisted during this period.</p> <p>At FY 2014 year-end, a total of 12 LMI households residing in multi-family units were provided with health and safety housing rehabilitation services. This project is scheduled to be completed by September 30, 2014. Additional project activities completed and confirmation of LMI benefit will be reported in the City's FY 2015 CAPER.</p>	



U.S. Department of Housing and Urban Development
Office of Community Planning and Development
Integrated Disbursement and Information System
CDBG Activity Summary Report (GPR) for Program Year 2013
SAN DIEGO

Date: 17-Sep-2014

Time: 18:31

Page: 172

Total Funded Amount:	\$31,071,136.87
Total Drawn Thru Program Year:	\$23,757,490.27
Total Drawn In Program Year:	\$12,898,627.54

PR06 - Summary of Consolidated Plan Projects for Report Year

Page by:

Grantee: SAN DIEGO

Plan Year	IDIS Project	Project Title and Description	Program	Project Estimate	Committed Amount	Amount Drawn Thru Report Year	Amount Available to Draw	Amount Drawn in Report Year	
2013	1	Administration	City of San Diego administrative costs directly related to administering the CDBG Program to ensure compliance with all HUD planning and community development activities provided to City residents and businesses, as well as fair housing services.	CDBG	\$3,429,431.00	\$4,048,550.08	\$2,232,963.41	\$1,815,586.67	\$2,232,756.99
	2	Public Facilities and Improvements	Improve the condition of the City's public facilities that serve low- and moderate-income persons, including special needs populations and group homes.	CDBG	\$5,674,500.00	\$3,774,500.00	\$1,126,812.33	\$2,647,687.67	\$1,126,812.33
	3	Economic Development/Small Business Assistance	Expand opportunities for new industries with higher-paying and promotional opportunities and expand local small businesses.	CDBG	\$514,228.00	\$382,420.60	\$382,420.60	\$0.00	\$382,420.60
	4	Residential Rehabilitation	Improve the condition of the City's housing stock that serve low- and moderate-income persons, including special needs populations.	CDBG	\$2,255,856.00	\$3,163,727.00	\$934,026.79	\$2,229,700.21	\$934,026.79
	5	Affordable Housing	Increase the number of low- to moderate-income households who can become homeowners.	CDBG	\$550,000.00	\$549,214.41	\$441,089.47	\$108,124.94	\$441,089.47
	6	Public Services	Create a better living environment for low- to moderate-income persons and those with special needs and provide shelter for persons who are homeless and assist them in moving out of homelessness.	CDBG	\$2,118,182.00	\$2,255,039.50	\$2,240,282.62	\$14,756.88	\$2,240,282.62
	7	Neighborhood Code Enforcement	Reduce lead-based paint hazards in the City's housing stock.	CDBG	\$135,674.00	\$135,674.00	\$104,071.39	\$31,602.61	\$104,071.39
	8	Organizational Capacity Building	Enhance capacity building of nonprofits, including those that provide fair housing assistance.	CDBG	\$105,000.00	\$74,441.15	\$74,441.15	\$0.00	\$74,441.15
	9	2013 Mama's Kitchen HOPWA Nutrition Project	Funding provided to Mama's Kitchen for a HOPWA Nutrition Project (HNP) that provides home-delivered meals to individuals who are HIV symptomatic or living with AIDS and who are not eligible to receive meals under any other program.	HOPWA	\$159,500.00	\$150,823.00	\$127,824.54	\$22,998.46	\$127,824.54

Plan Year	IDIS Project	Project Title and Description	Program	Project Estimate	Committed Amount	Amount Drawn Thru Report Year	Amount Available to Draw	Amount Drawn in Report Year
10	2013 Community Housing Works - Marisol and Old Grove Apts	Funding provided to Community Housing Works for the Residential Service Coordinator to assist residents of Marisol and Old Grove Apartments in maintaining stable housing. The Residential Service Coordinator acts as a liaison between residents, case management, and property management to address any issues that may threaten the residents' housing stability.	HOPWA	\$32,059.00	\$30,314.97	\$23,588.90	\$6,726.07	\$23,588.90
11	2013 Being Alive San Diego - Moving Services	Funding provided to Being Alive San Diego for a moving services program in an effort to promote housing stability. Services range from completely moving a participant to a new location or providing materials required to move such as boxes and packing tape.	HOPWA	\$59,560.00	\$56,320.00	\$52,714.88	\$3,605.12	\$52,714.88
12	2013 Being Alive San Diego - Information and Referral Services	Funding provided to Being Alive San Diego for an Information and Referral Services Project.	HOPWA	\$92,700.00	\$87,657.00	\$77,787.21	\$9,869.79	\$77,787.21
13	2013 County of San Diego - Grantee Admin	Management and administrative costs related with the operations of the HOPWA program	HOPWA	\$86,493.00	\$81,786.00	\$30,249.66	\$51,536.34	\$30,249.66
14	2013 County of San Diego - P&C - Technical Assistance	Technical assistance for services related to HOPWA contracts including but not limited to, contract renewals and contract amendments	HOPWA	\$10,000.00	\$9,456.00	\$472.50	\$8,983.50	\$472.50
15	2013 County of San Diego HCD - HOPWA TBRA	Funding provided for the HOPWA TBRA program which provides rent subsidies/vouchers for up to 80 consumers.	HOPWA	\$774,519.00	\$696,537.36	\$449,797.70	\$246,739.66	\$449,797.70
16	2013 County of San Diego HCD - Resource ID	Funding provided for Resource identification to establish, coordinate and develop housing assistance resources for eligible persons (including conducting preliminary research and making expenditures necessary to determine the feasibility of specific housing-related initiatives)	HOPWA	\$201,818.00	\$95,417.50	\$0.00	\$95,417.50	\$0.00
17	2013 County of San Diego HHSA	Funding provided for the Case Management program sponsored by the County of San Diego Health and Human Services Agency. The program provides intensive case management and supportive services to consumers who are homeless and agree to work on substance abuse issues.	HOPWA	\$252,350.00	\$238,495.37	\$227,632.25	\$10,863.12	\$227,632.25
18	2013 Fraternity House Inc. Fraternity House	Funding provided for 8 beds at Fraternity House, a Licensed Residential Care Home, for consumers who need 24-hour comprehensive care.	HOPWA	\$172,450.00	\$163,061.12	\$122,481.92	\$40,579.20	\$122,481.92
19	2013 Fraternity House Inc. Michaelle House	Funding provided for 12 beds at Michaelle House, a Licensed Residential Care Home, for consumers who need 24-hour comprehensive care.	HOPWA	\$209,507.30	\$198,110.00	\$148,611.98	\$49,498.02	\$148,611.98

Plan Year	IDIS Project	Project Title and Description	Program	Project Estimate	Committed Amount	Amount Drawn Thru Report Year	Amount Available to Draw	Amount Drawn in Report Year
20	2013 South Bay Community Services La Posada Apts	Funding provided to South Bay Community Services for a Residential Service Coordinator to assist residents of La Posada Apartments in maintaining stable housing. The Residential Service Coordinator acts as a liaison between residents, case management, and property management to address any issues that may threaten the residents' housing stability.	HOPWA	\$26,419.00	\$24,982.00	\$20,893.00	\$4,089.00	\$20,893.00
21	2013 St Vincent de Paul Village Josue Homes	Funding for operations providing a total of 44 beds in a transitional housing program for consumers who are ambulatory and self-sufficient and for recovering substance abusers and recovering substance abusers who have mental illness.	HOPWA	\$599,017.00	\$566,429.99	\$437,458.46	\$128,971.53	\$437,458.46
22	2013 Stepping Stone Central Avenue - Operations	Stepping Stone of San Diego provides 14 beds through its Central Avenue Residential Recovery Group program. Services include group facilitation, individual one-on-ones, staff supervision and crisis intervention.	HOPWA	\$102,180.00	\$65,777.64	\$54,815.15	\$10,962.49	\$54,815.15
23	2013 Stepping Stone Enya House - Operations	Funding of 17 beds in a transitional housing program for consumers who have 60 days of continuous sobriety and recovering substance abusers and recovering substance abusers who have mental illness.	HOPWA	\$168,057.00	\$135,710.75	\$114,887.53	\$20,823.22	\$114,887.53
24	2013 Townspeople - Emergency Housing	Provides 45 emergency beds in the form of hotel/motel vouchers for up to 21 nights	HOPWA	\$105,500.00	\$99,761.00	\$81,691.09	\$18,069.91	\$81,691.09
25	2013 Townspeople - Housing Operations	Funding for Housing Operations for 12 Permanent Housing Units	HOPWA	\$51,000.00	\$47,504.04	\$37,734.53	\$9,769.51	\$37,734.53
26	ESG13 SAN DIEGO (2014)	Federal Fiscal Year 2013 ESG funds for the City of San Diego have been allocated to the San Diego Housing Commission (SDHC) to operate shelters for the homeless, provide rapid re-housing strategies and program administration and data collection through HMIS.	HESG	\$1,119,065.00	\$780,817.00	\$352,537.77	\$428,279.23	\$352,537.77
27	HOME - Community Housing Development Organizations	HOME funds for Community Housing Development Organization activities.	HOME	\$60,000.00	\$0.00	\$0.00	\$0.00	\$0.00
28	HOME - Homebuyer Activities	Down payment assistance to first time homebuyers with HOME funds.	HOME	\$1,500,000.00	\$4,233,388.00	\$4,048,181.00	\$185,207.00	\$4,048,181.00
29	HOME - Rental Housing Development	HOME funds for acquisition, rehabilitation, and/or new construction of rental housing units.	HOME	\$3,000,000.00	\$3,634,846.00	\$0.00	\$3,634,846.00	\$0.00
30	HOME - Homeowner Rehab	HOME funds for single family owner occupied rehabilitation activities.	HOME	\$400,000.00	\$123,066.00	\$59,505.00	\$63,561.00	\$59,505.00
31	HOME - Tenant Based Rental Assistance (TBRA)	HOME funds for tenant based rental assistance households.	HOME	\$250,000.00	\$0.00	\$0.00	\$0.00	\$0.00
32	HOME - Program Administration	HOME administration funds.	HOME	\$600,000.00	\$846,865.75	\$237,583.77	\$609,281.98	\$237,583.77

U.S. Department of Housing and Urban Development
 Office of Community Planning and Development
 Integrated Disbursement and Information System
 CDBG Housing Activities
 SAN DIEGO, CA

PGM YEAR	PROJ ID	IDIS ACT ID	ACTIVITY NAME	STATUS	MTX NTL		Total		CDBG DRAWN AMOUNT	OCCUP IED	UNITS L/M	% L/M	CUMULATIVE OCCUPIED UNITS	
					CD	OBJ	EST. AMT	% CDBG						
2014	2631	6679	GRID ALTERNATIVES-SD SOLAR-15	OPEN	14A	LMH	2,137,465.00	0.0	0.00	0	0	0.0	0	0
2014	2631	6680	SVDP-VILLA HAVEY MANDEL-15	OPEN	14B	LMH	0.00	0.0	0.00	0	0	0.0	0	0
2014 TOTALS: BUDGETED/UNDERWAY							2,137,465.00	0.0	0.00	0	0	0.0	0	0
COMPLETED							0.00	0.0	0.00	0	0	0.0	0	0
							2,137,465.00	0.0	0.00	0	0	0.0	0	0

PGM YEAR	PROJ ID	IDIS ACT ID	ACTIVITY NAME	STATUS	MTX NTL		Total		CDBG DRAWN AMOUNT	OCCUP IED	UNITS L/M	% L/M	CUMULATIVE OCCUPIED UNITS	
					CD	OBJ	EST. AMT	% CDBG						
2013	5653	6527	SENIOR COMMUNITY-HOUSING-14	OPEN	14B	LMH	110,676.00	0.0	0.00	0	0	0.0	0	0
2013	5653	6536	CITY SD-ES-SAFE & HLTHY HMS-14	OPEN	14A	LMH	229,252.00	99.8	228,757.55	44	44	100.0	31	13
2013	5653	6537	CMTY HSING WORKS-LS SERENAS-14	OPEN	14B	LMH	1,108,285.00	0.0	2,750.00	0	0	0.0	0	0
2013	5653	6538	GRID ALTERNATIVES-SD SOLAR-14	COM	14A	LMH	1,089,935.00	17.6	192,000.00	60	60	100.0	60	0
2013	5653	6539	REBUILDING TOGETHER SD-ROOF-14	COM	14A	LMH	148,535.00	100.0	148,535.00	14	14	100.0	14	0
2013	5653	6541	URBAN CORPS-WEER-14	OPEN	14A	LMH	236,285.00	74.5	176,102.98	103	103	100.0	92	11
2013	5653	6633	City Hts CDC-Neigh Rehab-14	OPEN	14A	LMH	742,934.00	0.0	114,466.80	0	0	0.0	0	0
2013	5653	6634	Rebuilding Together-RTSD-14	OPEN	14A	LMH	325,000.00	0.0	7,671.32	0	0	0.0	0	0
2013	5653	6751	CITY SD-ES-SAFE & HLTHY HMS-14	OPEN	14B	LMH	70,760.00	90.1	63,743.14	12	12	100.0	4	8
2013 TOTALS: BUDGETED/UNDERWAY							2,823,192.00	21.0	593,491.79	159	159	100.0	127	32
COMPLETED							1,238,470.00	27.4	340,535.00	74	74	100.0	74	0
							4,061,662.00	22.9	934,026.79	233	233	100.0	201	32

PGM YEAR	PROJ ID	IDIS ACT ID	ACTIVITY NAME	STATUS	MTX NTL		Total		CDBG DRAWN AMOUNT	OCCUP IED	UNITS L/M	% L/M	CUMULATIVE OCCUPIED UNITS	
					CD	OBJ	EST. AMT	% CDBG						
2012	9580	6285	BURN INST-SR SMOKE ALARM-13	COM	14A	LMH	22,195.26	100.0	22,195.26	183	183	100.0	183	0
2012	9580	6286	CITY HTS CDC-NEIGH REHAB-13	COM	14A	LMH	845,115.47	84.0	709,741.47	26	26	100.0	26	0
2012	9580	6287	CITY HTS CDC-SYCAMORE-13	COM	14B	LMH	760,399.00	95.4	725,399.00	19	19	100.0	0	19
2012	9580	6288	CITY SD-ES-SAFE & HLTHY HMS-13	COM	14A	LMH	213,702.36	100.0	213,702.36	67	67	100.0	20	47
2012	9580	6289	GRID ALTERNATIVES-SD SOLAR-13	COM	14A	LMH	1,125,021.00	16.5	186,000.00	60	60	100.0	60	0
2012	9580	6291	TOWNSPEOPLE-SOLAR POWER-13	COM	14B	LMH	273,638.00	50.2	137,401.00	34	34	100.0	0	34
2012 TOTALS: BUDGETED/UNDERWAY							0.00	0.0	0.00	0	0	0.0	0	0
COMPLETED							3,240,071.09	61.5	1,994,439.09	389	389	100.0	289	100

													3,240,071.09	61.5	1,994,439.09	389	389	100.0	289	100
													CUMULATIVE		289	100				
PGM	PROJ	IDIS	MTX NTL				Total	CDBG	OCCUP	UNITS				OCCUPIED	UNITS					
YEAR	ID	ACT ID	ACTIVITY NAME	STATUS	CD	OBJ	EST. AMT	% CDBG	DRAWN AMOUNT	IED	L/M	% L/M								
2011	8884	6123	METRO AREA ADVIS COMM-PJAM-12	COM	14B	LMH	101,652.29	100.0	101,652.29	287	287	100.0	0	287						
2011	8884	6136	CITY HTS CDC-VILL VIEW APTS-12	COM	14B	LMH	906,081.99	100.0	906,081.99	58	58	100.0	0	58						
2011	8884	6137	GRID ALTERNATIVES-SD SOLAR-12	COM	14A	LMH	1,553,118.29	10.8	167,273.29	56	56	100.0	56	0						
2011	8884	6139	REBUILDING TGTHR-SAFE HOME-12	COM	14A	LMH	271,643.88	100.0	271,643.88	1,014	1,014	100.0	1,014	0						
2011	8884	6140	REBUILDING TOGETHER SD-RTSD-12	COM	14A	LMH	200,000.00	100.0	200,000.00	17	17	100.0	17	0						
2011	8884	6141	SD HSG COMM-PICADOR APTS-12	COM	14B	LMH	2,780,400.00	44.3	1,231,878.00	75	75	100.0	0	75						
2011	8884	6142	URBAN CORPS-GREEN STREETS-12	COM	14A	LMH	110,455.29	100.0	110,455.29	25	25	100.0	21	4						
2011	8884	6143	URBAN CORPS-WEER-12	COM	14A	LMH	120,104.02	91.0	109,268.02	65	65	100.0	23	42						
2011 TOTALS: BUDGETED/UNDERWAY							0.00	0.0	0.00	0	0	0.0	0	0						
COMPLETED							6,043,455.76	51.2	3,098,252.76	1,597	1,597	100.0	1,131	466						
							6,043,455.76	51.2	3,098,252.76	1,597	1,597	100.0	1,131	466						
													CUMULATIVE		1,131	466				
PGM	PROJ	IDIS	MTX NTL				Total	CDBG	OCCUP	UNITS				OCCUPIED	UNITS					
YEAR	ID	ACT ID	ACTIVITY NAME	STATUS	CD	OBJ	EST. AMT	% CDBG	DRAWN AMOUNT	IED	L/M	% L/M								
2010	7497	5824	Burn Institute-Sr Smoke Alarm-11	COM	14A	LMH	42,115.18	100.0	42,115.18	244	244	100.0	244	0						
2010	7497	5825	GRID Alternatives-SD Solar Afford Homes-11	COM	14A	LMH	59,810.00	100.0	59,810.00	23	23	100.0	23	0						
2010	7497	5826	Rebuilding Together SD-11	COM	14A	LMH	455,034.06	39.6	180,034.06	67	67	100.0	67	0						
2010	7497	5827	Rebuilding Together SD-Home Rehab/Roof Repair-11	COM	14A	LMH	196,205.61	100.0	196,205.61	22	22	100.0	22	0						
2010	7497	5828	SD Imperial Counties-Safe Homes-11	COM	14A	LMH	213,144.01	100.0	213,144.01	289	288	99.7	289	0						
2010	7497	5829	Urban Corps-WEER Project-11	COM	14A	LMH	184,981.12	100.0	184,981.12	203	202	99.5	98	105						
2010	7503	5848	City Hghts CDC-Neigh Enhancement-11	COM	14A	LMH	139,583.87	100.0	139,583.87	38	38	100.0	38	0						
2010 TOTALS: BUDGETED/UNDERWAY							0.00	0.0	0.00	0	0	0.0	0	0						
COMPLETED							1,290,873.85	78.6	1,015,873.85	886	884	99.7	781	105						
							1,290,873.85	78.6	1,015,873.85	886	884	99.7	781	105						
													CUMULATIVE		781	105				
PGM	PROJ	IDIS	MTX NTL				Total	CDBG	OCCUP	UNITS				OCCUPIED	UNITS					
YEAR	ID	ACT ID	ACTIVITY NAME	STATUS	CD	OBJ	EST. AMT	% CDBG	DRAWN AMOUNT	IED	L/M	% L/M								
2009	0006	5487	SENIOR FIRE & BURN PREVENTION	COM	14A	LMH	37,882.12	100.0	37,882.12	808	655	81.1	808	0						
2009	0006	5488	REBUILDING TOGETHER SAN DIEGO	COM	14A	LMH	170,499.98	100.0	170,499.98	48	48	100.0	48	0						
2009	0006	5489	SAFE HOMES	COM	14A	LMH	210,015.12	100.0	210,015.12	379	363	95.8	379	0						
2009	0006	5491	AFFORDABLE HOUSING REHAB-WILSON AVE	COM	14B	LMH	37,000.85	92.1	34,060.85	2	2	100.0	0	2						
2009	0006	5492	WEATHERIZATION, ENERGY EFFICIENCY& REHAB	COM	14A	LMH	85,000.00	0.0	85,000.00	0	0	0.0	0	0						
2009	0006	5709	Tot Lot Rehabilitation	COM	14B	LMH	28,276.19	100.0	28,276.19	34	34	100.0	0	34						
2009	0013	5729	Rebuild City Heights-CBDO Energy Efficiency	COM	14F	LMH	31,910.23	100.0	31,910.23	60	60	100.0	0	60						
2009	1892	5656	San Diego Apartments	COM	14B	LMH	412,971.00	0.0	0.00	16	16	100.0	0	16						
2009	1892	5657	Euclid Court Apartments	COM	14B	LMH	563,257.00	0.0	0.00	11	11	100.0	0	11						
2009	1892	5658	Trojan Avenue Apartments	COM	14B	LMH	0.00		0.00	49	44	89.8	0	49						
2009	1892	5659	National Avenue Apartments	COM	14B	LMH	0.00		0.00	6	6	100.0	0	6						

2009 TOTALS: BUDGETED/UNDERWAY										0.00	0.0	0.00	0	0	0.0	0	0
COMPLETED										1,576,812.49	37.9	597,644.49	1,413	1,239	87.6	1,235	178
										1,576,812.49	37.9	597,644.49	1,413	1,239	87.6	1,235	178
										CUMULATIVE							
PGM	PROJ	IDIS				MTX	NTL	Total		CDBG	OCCUP	UNITS	CUMULATIVE				
YEAR	ID	ACT ID	ACTIVITY NAME	STATUS	CD	OBJ	EST. AMT	% CDBG	DRAWN AMOUNT	IED	L/M	% L/M	OCCUPIED	UNITS			
2008	0006	5142	SENIOR FIRE & BURN PREVENTION PROGRAM	COM	14A	LMH	39,000.00	100.0	39,000.00	1,341	1,341	100.0	1,341	0			
2008	0006	5143	HANDY HANDS HOME REPAIR PROGRAM	COM	14A	LMH	23,234.31	100.0	23,234.31	55	53	96.4	55	0			
2008	0006	5144	REBUILDING TOGETHER SAN DIEGO	COM	14A	LMH	122,000.00	100.0	122,000.00	74	74	100.0	74	0			
2008	0006	5145	Parker-Kier Apartments-2	COM	14B	LMH	559,091.00	0.0	559,091.00	0	0	0.0	0	0			
2008	0006	5146	SAFE HOMES PROJECT	COM	14A	LMH	184,566.09	100.0	184,566.09	426	422	99.1	426	0			
2008	0006	5147	WILSON AVE APTS-ADA IMPROVEMENTS	COM	14B	LMH	25,000.00	100.0	25,000.00	12	12	100.0	0	12			
2008	0006	5148	WEATHERIZATION, ENERGY EFFIC & REHAB	COM	14A	LMH	104,423.71	100.0	104,423.71	127	127	100.0	25	102			
2008	0006	5156	Parker-Kier Apartments-1	COM	14B	LMH	138,241.00	0.0	138,241.00	0	0	0.0	0	0			
2008	0006	5158	Parker-Kier Apartments-3	COM	14B	LMH	3,401,752.00	11.8	400,146.00	33	33	100.0	0	33			
2008	0007	5150	LEAD SAFE NEIGHBORHOODS ENFORCEMENT/OUTR	COM	14I	LMH	102,354.87	100.0	102,354.87	32	30	93.8	19	13			
2008	0013	5180	REBUILD CH-CBDO-2008-ENERGY EFFICIENCY	COM	14A	LMH	91,641.09	0.0	91,641.09	0	0	0.0	0	0			
2008 TOTALS: BUDGETED/UNDERWAY										0.00	0.0	0.00	0	0	0.0	0	0
COMPLETED										4,791,304.07	37.3	1,789,698.07	2,100	2,092	99.6	1,940	160
										4,791,304.07	37.3	1,789,698.07	2,100	2,092	99.6	1,940	160
										CUMULATIVE							
PGM	PROJ	IDIS				MTX	NTL	Total		CDBG	OCCUP	UNITS	CUMULATIVE				
YEAR	ID	ACT ID	ACTIVITY NAME	STATUS	CD	OBJ	EST. AMT	% CDBG	DRAWN AMOUNT	IED	L/M	% L/M	OCCUPIED	UNITS			
2007	0006	4887	SENIOR FIRE & BURN PREVENTION PROGRAM	COM	14A	LMH	11,834.37	100.0	11,834.37	439	429	97.7	439	0			
2007	0006	4889	REBUILDING TOGETHER SAN DIEGO	COM	14A	LMH	138,804.99	100.0	138,804.99	20	20	100.0	20	0			
2007	0006	4890	SAFE HOMES PROJECT	COM	14A	LMH	229,555.66	100.0	229,555.66	247	246	99.6	247	0			
2007	0006	4891	WEATHERIZATION, ENERGY EFFCY & RES REHAB	COM	14A	LMH	78,175.46	100.0	78,175.46	98	98	100.0	47	51			
2007 TOTALS: BUDGETED/UNDERWAY										0.00	0.0	0.00	0	0	0.0	0	0
COMPLETED										458,370.48	100.0	458,370.48	804	793	98.6	753	51
										458,370.48	100.0	458,370.48	804	793	98.6	753	51
										CUMULATIVE							
PGM	PROJ	IDIS				MTX	NTL	Total		CDBG	OCCUP	UNITS	CUMULATIVE				
YEAR	ID	ACT ID	ACTIVITY NAME	STATUS	CD	OBJ	EST. AMT	% CDBG	DRAWN AMOUNT	IED	L/M	% L/M	OCCUPIED	UNITS			
2006	0006	4595	SENIOR FIRE & BURN PREVENTION	COM	14A	LMH	24,999.09	100.0	24,999.09	1,948	1,785	91.6	1,948	0			
2006	0006	4596	REBUILD CITY HEIGHTS-INC AFFORD HSG	COM	14B	LMH	18,600.00	100.0	18,600.00	71	71	100.0	0	71			
2006	0006	4599	COMUNITY DEVELOPMENT PROJECTS	COM	14A	LMH	3,000.00	0.0	3,000.00	0	0	0.0	0	0			
2006	0006	4600	MINOR HOME REPAIR	COM	14A	LMH	12,000.00	100.0	12,000.00	66	66	100.0	66	0			
2006	0006	4601	REBUILDING TOGETHER SAN DIEGO	COM	14A	LMH	141,500.00	100.0	141,500.00	18	18	100.0	18	0			
2006	0006	4602	SAFE HOMES PROJECT	COM	14A	LMH	210,000.00	100.0	210,000.00	287	287	100.0	287	0			
2006	0006	4603	WEATHERIZATION, ENERGY EFF & REHAB	COM	14A	LMH	125,000.00	100.0	125,000.00	25	25	100.0	0	25			

2006	0006	4794	HOME REHAB & WEATHERIZATION	COM	14A	LMH	100.00	100.0	100.00	1	1	100.0	1	0
2006	0008	4612	51ST STREET PROJECT-CAPITAL IMPROV I	COM	14B	LMH	20,000.00	100.0	20,000.00	30	30	100.0	0	30
2006	0008	4613	51ST STREET PROJECT-CAPITAL IMPROV II	COM	14B	LMH	25,000.00	100.0	25,000.00	30	30	100.0	0	30
2006	0008	4614	WILSON AVENUE APARTMENTS	COM	14B	LMH	40,000.00	100.0	40,000.00	9	9	100.0	0	9
2006 TOTALS: BUDGETED/UNDERWAY							0.00	0.0	0.00	0	0	0.0	0	0
COMPLETED							620,199.09	100.0	620,199.09	2,485	2,322	93.4	2,320	165
							620,199.09	100.0	620,199.09	2,485	2,322	93.4	2,320	165
CUMULATIVE														
PGM	PROJ	IDIS			MTX	NTL	Total		CDBG	OCCUP	UNITS		OCCUPIED	UNITS
YEAR	ID	ACT ID	ACTIVITY NAME	STATUS	CD	OBJ	EST. AMT	% CDBG	DRAWN AMOUNT	IED	L/M	% L/M		
2005	0003	4200	SUNBURST APARTMENTS	COM	14B	LMH	14,986.53	0.0	14,986.53	0	0	0.0	0	0
2005	0006	4224	SENIOR FIRE & BURN PREVENTION	COM	14A	LMH	32,499.84	100.0	32,499.84	2,360	1,918	81.3	2,360	0
2005	0006	4225	REBUILD CITY HEIGHTS-QUALITY AFFORD HSG	COM	14B	LMH	30,000.00	100.0	30,000.00	752	752	100.0	0	752
2005	0006	4228	FACE LIFT	COM	14I	LMH	19,999.73	100.0	19,999.73	17	13	76.5	17	0
2005	0006	4229	LEAD HAZARD CONTROL PROGRAM-EHC	COM	14I	LMH	2,500.00	100.0	2,500.00	75	75	100.0	0	75
2005	0006	4230	OPERATION BLIGHT ELIMINATION	COM	14B	LMH	10,000.00	100.0	10,000.00	2	2	100.0	0	2
2005	0006	4231	NEIGHD. SECURITY & MINOR HOME REPAIR	COM	14A	LMH	22,500.00	100.0	22,500.00	127	112	88.2	0	127
2005	0006	4232	COMMUNITY DEVELOPMENT PROJECTS	COM	14A	LMH	94,998.00	100.0	94,998.00	13	13	100.0	0	13
2005	0006	4234	MINOR HOME REPAIR	COM	14A	LMH	7,500.00	100.0	7,500.00	27	27	100.0	0	27
2005	0006	4235	REBUILDING TOGETHER SAN DIEGO	COM	14A	LMH	86,500.00	100.0	86,500.00	14	14	100.0	0	14
2005	0006	4236	SAFE HOMES PROJECT	COM	14B	LMH	229,000.00	100.0	229,000.00	263	243	92.4	0	263
2005	0006	4362	HOUSING REHAB FOR SENIORS	COM	14A	LMH	12,596.55	100.0	12,596.55	7	7	100.0	0	7
2005	0007	4237	MITIGN. OF VACANT &/OR DILAPITATED BLDGS	COM	14H	LMA	29,208.11	0.0	29,208.11	0	0	0.0	0	0
2005 TOTALS: BUDGETED/UNDERWAY							0.00	0.0	0.00	0	0	0.0	0	0
COMPLETED							592,288.76	100.0	592,288.76	3,657	3,176	86.8	2,377	1,280
							592,288.76	100.0	592,288.76	3,657	3,176	86.8	2,377	1,280
CUMULATIVE														
PGM	PROJ	IDIS			MTX	NTL	Total		CDBG	OCCUP	UNITS		OCCUPIED	UNITS
YEAR	ID	ACT ID	ACTIVITY NAME	STATUS	CD	OBJ	EST. AMT	% CDBG	DRAWN AMOUNT	IED	L/M	% L/M		
2004	0006	3755	LEAD SAFE NEIGHBORHOODS PROGRAM	COM	14I	LMH	27,982.07	100.0	27,982.07	30	30	100.0	0	30
2004	0006	3756	LEAD HAZARD CONTROL PROGRAM	COM	14I	LMH	55,000.00	100.0	55,000.00	100	100	100.0	0	100
2004	0006	3757	COMMUNITY DEVELOPMENT PROJECTS	COM	14A	LMH	85,000.00	100.0	85,000.00	13	13	100.0	0	13
2004	0006	3758	HOME SAFETY AND SECURITY PROGRAM	COM	14A	LMH	5,500.00	100.0	5,500.00	36	36	100.0	0	36
2004	0006	3759	RENOVATION OF HOMES	COM	14A	LMH	87,500.00	100.0	87,500.00	32	32	100.0	0	32
2004	0006	3761	SAFE HOMES	COM	14A	LMH	204,999.99	100.0	204,999.99	214	200	93.5	0	214
2004	0006	3960	PROJECT FRESH START-BCA YOUTHBUILD	COM	14A	LMH	1,000.00	100.0	1,000.00	1	1	100.0	0	1
2004	0009	3809	SENIOR FIRE & BURN PREVENTION PROGRAM	COM	14A	LMH	45,802.68	100.0	45,802.68	1,733	1,617	93.3	0	1,733
2004	0013	3826	COMMUNITY ENERGY EFFICIENCY ENTERPRISE	COM	14F	LMH	15,000.00	100.0	15,000.00	122	122	100.0	0	122
2004 TOTALS: BUDGETED/UNDERWAY							0.00	0.0	0.00	0	0	0.0	0	0
COMPLETED							527,784.74	100.0	527,784.74	2,281	2,151	94.3	0	2,281
							527,784.74	100.0	527,784.74	2,281	2,151	94.3	0	2,281

PGM YEAR	PROJ ID	IDIS ACT ID	ACTIVITY NAME	MTX STATUS	NTL CD	OBJ	Total		CDBG DRAWN AMOUNT	OCCUP IED	UNITS L/M	% L/M	CUMULATIVE OCCUPIED UNITS	
							EST. AMT	% CDBG						
2003	0006	3467	8TH DISTRICT COMMUNITY DEVELOPMENT	COM	14A	LMH	196,795.69	100.0	196,795.69	12	9	75.0	0	12
2003	0006	3468	SAFE HOMES	COM	14A	LMH	218,544.43	100.0	218,544.43	401	293	73.1	0	401
2003	0006	3557	2ND DISTRICT COMMUNITY DEVELOPMENT	COM	14A	LMH	5,000.00	0.0	5,000.00	0	0	0.0	0	0
2003	0006	3558	3RD DISTRICT COMMUNITY DEVELOPMENT	COM	14A	LMH	8,000.00	0.0	8,000.00	0	0	0.0	0	0
2003	0006	3559	4TH DISTRICT COMMUNITY DEVELOPMENT	COM	14A	LMH	25,000.00	0.0	25,000.00	0	0	0.0	0	0
2003	0006	3560	7TH DISTRICT COMMUNITY DEVELOPMENT	COM	14A	LMH	7,500.00	0.0	7,500.00	0	0	0.0	0	0
2003	0006	3561	EARLY INTERVENTION SAFETY & SECURITY PRO	COM	14A	LMH	36,817.91	100.0	36,817.91	54	39	72.2	0	54
2003	0006	3562	REBUILDING TOGETHER 2004	COM	14A	LMH	35,000.00	100.0	35,000.00	13	9	69.2	0	13
2003	0006	3563	HOME INDEPENDENCE PROJECT	COM	14A	LMH	30,250.00	100.0	30,250.00	19	18	94.7	0	19
2003	0006	3944	LABOR COMMUNITY SERVICES	COM	14A	LMH	11,760.20	100.0	11,760.20	15	11	73.3	0	15
2003	0007	3510	LEAD HAZARD CONTROL PROGRAM - EHC	COM	14I	LMH	104,999.82	100.0	104,999.82	1,309	956	73.0	0	1,309
2003	0007	3511	LEAD SAFE NEIGHBORHOODS PROGRAM	COM	14I	LMH	152,096.62	100.0	152,096.62	13	13	100.0	0	13
2003	0008	3568	BAYVIEW RESIDENCES	COM	14B	LMH	75,000.00	100.0	75,000.00	16	12	75.0	0	16
2003	0008	3570	NEW BEGINNINGS	COM	14B	LMH	7,733.00	100.0	7,733.00	15	15	100.0	0	15
2003	0008	3660	MASON HOTEL	COM	14B	LMH	83,587.65	0.0	83,587.65	0	0	0.0	0	0
2003	0013	3577	COMMUNITY ENERGY EFFICIENCY ENTERPRISE	COM	14F	LMH	10,000.00	100.0	10,000.00	3	3	100.0	0	3
2003	0013	3583	TAKE BACK THE STREET - COUNCIL DIST. 5	COM	14A	URG	50,000.00	0.0	50,000.00	0	0	0.0	0	0
2003 TOTALS: BUDGETED/UNDERWAY							0.00	0.0	0.00	0	0	0.0	0	0
COMPLETED							1,058,085.32	100.0	1,058,085.32	1,870	1,378	73.6	0	1,870
							1,058,085.32	100.0	1,058,085.32	1,870	1,378	73.6	0	1,870

PGM YEAR	PROJ ID	IDIS ACT ID	ACTIVITY NAME	MTX STATUS	NTL CD	OBJ	Total		CDBG DRAWN AMOUNT	OCCUP IED	UNITS L/M	% L/M	CUMULATIVE OCCUPIED UNITS	
							EST. AMT	% CDBG						
2002	0002	3659	MASON HOTEL	COM	14B	LMH	8,412.35	100.0	8,412.35	27	27	100.0	0	27
2002	0005	3362	REBUILDING TOGETHER W/CHRISTMAS IN APRIL	COM	14A	LMH	45,003.10	100.0	45,003.10	13	13	100.0	0	13
2002	0005	3363	LATINO BUILDERS INDUSTRY ASSOCIATION	COM	14A	LMH	129,998.34	100.0	129,998.34	13	13	100.0	0	13
2002	0005	3365	LABOR'S COMMUNITY SERVICE AGENCY	COM	14A	LMH	86,252.20	100.0	86,252.20	15	15	100.0	0	15
2002	0005	3366	LUTHERAN SOCIAL SERVICES OF SO. CAL.	COM	14A	LMH	43,003.49	0.0	43,003.49	0	0	0.0	0	0
2002	0005	3367	S.D.& IMP. CO. LABOR CNCL. SAFE HOMES	COM	14A	LMH	223,188.23	100.0	223,188.23	401	401	100.0	0	401
2002	0007	3357	CITY OF SD- ENERGY EFFICIENCY PROJECT	COM	14B	LMH	83,417.11	100.0	83,417.11	1	1	100.0	0	1
2002	0007	3369	SAN DIEGO HOUSING COMMISSION	COM	14A	LMH	1,449,051.95	100.0	1,449,051.95	225	225	100.0	0	225
2002 TOTALS: BUDGETED/UNDERWAY							0.00	0.0	0.00	0	0	0.0	0	0
COMPLETED							2,068,326.77	100.0	2,068,326.77	695	695	100.0	0	695
							2,068,326.77	100.0	2,068,326.77	695	695	100.0	0	695

PGM YEAR	PROJ ID	IDIS ACT ID	ACTIVITY NAME	MTX STATUS	NTL CD	OBJ	Total		CDBG DRAWN AMOUNT	OCCUP IED	UNITS L/M	% L/M	CUMULATIVE OCCUPIED UNITS	
							EST. AMT	% CDBG						
2001	0006	3191	CHRISTMAS IN APRIL - SAN DIEGO	COM	14A	LMH	52,496.90	100.0	52,496.90	31	31	100.0	0	31
2001	0006	3192	FOX CANYON NEIGHBORHOOD ASSOCIATION	COM	14A	LMH	6,349.10	100.0	6,349.10	1	1	100.0	0	1

2001	0006	3194	LABOR'S COMMUNITY SERVICE AGENCY	COM	14A	LMH	189,448.59	100.0	189,448.59	15	15	100.0	0	15
2001	0006	3195	LATINO BUILDERS - DISTRICT 4	COM	14A	LMH	20,000.00	100.0	20,000.00	1	1	100.0	0	1
2001	0006	3196	LATINO BUILDERS - DISTRICT 7	COM	14A	LMH	5,000.00	100.0	5,000.00	1	1	100.0	0	1
2001	0006	3197	LATINO BUILDERS - DISTRICT 8	COM	14A	LMH	134,500.51	100.0	134,500.51	1	1	100.0	0	1
2001	0006	3198	LUTHERN SOCIAL SERVICES	COM	14A	LMH	58,996.51	100.0	58,996.51	156	156	100.0	0	156
2001	0006	3345	BURN INSTITUTE	COM	14A	LMH	23,438.50	100.0	23,438.50	1,733	1,733	100.0	0	1,733
2001	0006	4128	SAFE HOME	COM	14A	LMH	21,266.95	100.0	21,266.95	214	214	100.0	214	0
2001	0008	3220	SAN DIEGO HOUSING COMMISSION	COM	14A	LMH	1,639,980.11	100.0	1,639,980.11	225	225	100.0	0	225
2001	0008	3392	BLACK CONTRACTORS ASSOC. OF SAN DIEGO	COM	14A	LMH	44,105.42	100.0	44,105.42	19	19	100.0	0	19
2001	0008	3658	MASON HOTEL	COM	14B	LMH	138,000.00	100.0	138,000.00	27	27	100.0	0	27
2001	0008	4129	HISTORICAL SD CDC	COM	14A	LMH	39,997.64	100.0	39,997.64	1	1	100.0	1	0
2001	0008	4130	APARTMENT & HOUSING	COM	14A	LMH	104,368.64	100.0	104,368.64	1	1	100.0	1	0
2001	0008	4133	IMPERIAL AVENUE	COM	14B	LMH	38,188.89	100.0	38,188.89	21	21	100.0	0	21
2001	0011	4134	REBUILDING COMMUNITY THROUGH AFFORDABLE	COM	14B	LMH	22,184.23	100.0	22,184.23	16	16	100.0	16	0

2001 TOTALS: BUDGETED/UNDERWAY							0.00	0.0	0.00	0	0	0.0	0	0
COMPLETED							2,538,321.99	100.0	2,538,321.99	2,463	2,463	100.0	232	2,231
							2,538,321.99	100.0	2,538,321.99	2,463	2,463	100.0	232	2,231

PGM	PROJ	IDIS		MTX	NTL	Total		CDBG	OCCUP	UNITS		CUMULATIVE		
YEAR	ID	ACT ID	ACTIVITY NAME	STATUS	CD	OBJ	EST. AMT	% CDBG	DRAWN AMOUNT	IED	L/M	% L/M	OCCUPIED	UNITS
2000	0002	2732	CHRISTMAS IN APRIL	COM	14A	LMH	53,549.23	100.0	53,549.23	14	14	100.0	0	14
2000	0002	2733	LABOR'S COMMUNITY SERVICE	COM	14A	LMH	154,603.38	100.0	154,603.38	127	112	88.2	0	127
2000	0002	2734	LATINO BUILDERS	COM	14A	LMH	99,516.32	100.0	99,516.32	13	13	100.0	0	13
2000	0002	2735	CARING NEIGHBORS	COM	14A	LMH	39,282.94	100.0	39,282.94	160	160	100.0	0	160
2000	0009	2836	BLACK CONTRACTORS ASSOC.	COM	14A	LMH	4,582.61	100.0	4,582.61	19	19	100.0	0	19
2000	0009	2840	S.O.F.A. - MARINE ST. APTS.	COM	14D	LMH	232,449.00	100.0	232,449.00	8	6	75.0	0	8
2000	0009	3090	S.D. HOUSING COMMISSION	COM	14A	LMH	733,218.75	100.0	733,218.75	139	139	100.0	0	139

2000 TOTALS: BUDGETED/UNDERWAY							0.00	0.0	0.00	0	0	0.0	0	0
COMPLETED							1,317,202.23	100.0	1,317,202.23	480	463	96.4	0	480
							1,317,202.23	100.0	1,317,202.23	480	463	96.4	0	480

PGM	PROJ	IDIS		MTX	NTL	Total		CDBG	OCCUP	UNITS		CUMULATIVE		
YEAR	ID	ACT ID	ACTIVITY NAME	STATUS	CD	OBJ	EST. AMT	% CDBG	DRAWN AMOUNT	IED	L/M	% L/M	OCCUPIED	UNITS
1999	0002	2503	CHRISTMAS IN APRIL	COM	14A	LMH	44,749.69	0.0	44,749.69	0	0	0.0	0	0
1999	0002	2504	LABOR'S COMMUNITY SERVICE	COM	14A	LMH	157,714.39	100.0	157,714.39	323	236	73.1	0	323
1999	0002	2505	LATINO BUILDERS	COM	14A	LMH	99,117.09	0.0	99,117.09	0	0	0.0	0	0
1999	0002	2506	CARING NEIGHBORS	COM	14A	LMH	60,717.88	100.0	60,717.88	239	175	73.2	0	239
1999	0002	2521	NCR OF SAN DIEGO - VISTA LANE COURTS	COM	14A	LMH	9,157.45	100.0	9,157.45	40	37	92.5	0	40
1999	0009	2546	BCA COMMUNITY DEVELOPMENT COMMITTEE	COM	14G	LMH	18,877.19	100.0	18,877.19	1	1	100.0	0	1
1999	0009	2628	AFFORDABLE HOUSING PROGRAM	COM	14A	LMH	1,644,858.65	0.0	1,644,858.65	0	0	0.0	0	0
1999	0009	4109	FIRST TIME HOMEBUYER	COM	14A	LMH	7,671.84	100.0	7,671.84	1	1	100.0	1	0
1999	0009	4110	REESE VILLAGE	COM	14A	LMH	50,357.00	100.0	50,357.00	18	18	100.0	0	18

1999	0012	2610	MERCY GARDENS	COM	14B	LMH	54,694.11	100.0	54,694.11	23	23	100.0	0	23
			1999 TOTALS: BUDGETED/UNDERWAY				0.00	0.0	0.00	0	0	0.0	0	0
			COMPLETED				2,147,915.29	100.0	2,147,915.29	645	491	76.1	1	644
							2,147,915.29	100.0	2,147,915.29	645	491	76.1	1	644
														CUMULATIVE
PGM	PROJ	IDIS		MTX	NTL	Total			CDBG	OCCUP	UNITS		OCCUPIED	UNITS
YEAR	ID	ACT ID	ACTIVITY NAME	STATUS	CD	OBJ	EST. AMT	% CDBG	DRAWN AMOUNT	IED	L/M	% L/M		
1998	0027	1554	CHRISTMAS IN APRIL	COM	14A	LMH	36,000.00	100.0	36,000.00	25	25	100.0	0	25
1998	0066	1555	LABOR'S COMMUNITY SERVICE	COM	14A	LMH	118,315.00	100.0	118,315.00	370	270	73.0	0	370
1998	0067	1556	LATINO BUILDERS	COM	14A	LMH	120,857.90	100.0	120,857.90	4	4	100.0	0	4
1998	0076	1557	CARING NEIGHBORS	COM	14A	LMH	50,400.00	100.0	50,400.00	194	142	73.2	0	194
1998	0090	1558	NEIGHBORHOOD HOUSING SERVICES	COM	14G	LMH	178,759.87	100.0	178,759.87	129	94	72.9	0	129
			1998 TOTALS: BUDGETED/UNDERWAY				0.00	0.0	0.00	0	0	0.0	0	0
			COMPLETED				504,332.77	100.0	504,332.77	722	535	74.0	0	722
							504,332.77	100.0	504,332.77	722	535	74.0	0	722
														CUMULATIVE
PGM	PROJ	IDIS		MTX	NTL	Total			CDBG	OCCUP	UNITS		OCCUPIED	UNITS
YEAR	ID	ACT ID	ACTIVITY NAME	STATUS	CD	OBJ	EST. AMT	% CDBG	DRAWN AMOUNT	IED	L/M	% L/M		
1997	0183	2084	SAN DIEGO HOUSING COMMISSION	COM	14A	LMH	584,858.29	100.0	584,858.29	299	218	72.9	0	299
1997	0183	2086	NEIGHBORHOOD HOUSING SERVICES	COM	14A	LMH	362,999.50	100.0	362,999.50	129	129	100.0	0	129
1997	0183	2087	LABORS COMMUNITY SERVICE	COM	14A	LMH	260,192.00	100.0	260,192.00	724	724	100.0	0	724
1997	0183	2088	LATINO BUILDERS	COM	14A	LMH	8,760.52	0.0	8,760.52	0	0	0.0	0	0
1997	0183	2089	STRONGLY ORIENTED FOR ACTION	COM	14A	LMH	25,600.00	100.0	25,600.00	8	6	75.0	0	8
1997	0183	2090	LUTHERN SOCIAL SERVICES - PROJECT CARE	COM	14A	LMH	41,219.23	100.0	41,219.23	169	163	96.4	0	169
1997	0183	2091	ALPHA PROJECT FOR THE HOMELESS	COM	14A	LMH	74,142.49	100.0	74,142.49	1	1	100.0	0	1
1997	0183	2095	BURN INSTITUTE-SENIOR SMOKE DETECTORS	COM	14A	LMH	10,489.00	0.0	10,489.00	0	0	0.0	0	0
1997	0183	2096	CHRISTMAS IN APRIL	COM	14A	LMH	36,000.00	100.0	36,000.00	25	12	48.0	0	25
1997	0183	2097	LABOR'S COMMUNITY SERVICE II	COM	14A	LMH	280,385.00	100.0	280,385.00	460	336	73.0	0	460
1997	0183	2098	LATINO BUILDERS II	COM	14A	LMH	94,977.48	100.0	94,977.48	8	6	75.0	0	8
1997	0183	2099	CARING NEIGHBORS PROJECT	COM	14A	LMH	58,680.57	100.0	58,680.57	233	170	73.0	0	233
1997	0183	2100	S.D. HOUSING COMMISSION	COM	14A	LMH	2,082,064.79	100.0	2,082,064.79	1	1	100.0	1	0
			1997 TOTALS: BUDGETED/UNDERWAY				0.00	0.0	0.00	0	0	0.0	0	0
			COMPLETED				3,920,368.87	100.0	3,920,368.87	2,057	1,766	85.8	1	2,056
							3,920,368.87	100.0	3,920,368.87	2,057	1,766	85.8	1	2,056
														CUMULATIVE
PGM	PROJ	IDIS		MTX	NTL	Total			CDBG	OCCUP	UNITS		OCCUPIED	UNITS
YEAR	ID	ACT ID	ACTIVITY NAME	STATUS	CD	OBJ	EST. AMT	% CDBG	DRAWN AMOUNT	IED	L/M	% L/M		
1995	0112	1661	HOMEWORKS	OPEN	14A			0.0	0.00	0	0	0.0	0	0
			1995 TOTALS: BUDGETED/UNDERWAY				0.00	0.0	0.00	0	0	0.0	0	0
			COMPLETED				0.00	0.0	0.00	0	0	0.0	0	0

PGM YEAR	PROJ ID	IDIS ACT ID	ACTIVITY NAME	MTX STATUS	NTL CD	OBJ	Total		CDBG DRAWN AMOUNT	OCCUP IED	UNITS L/M	% L/M	CUMULATIVE	
							EST. AMT	% CDBG					OCCUPIED	UNITS
							0.00	0.0	0.00	0	0	0.0	0	0
1994	0002	513	PUBLIC HOUSING - EL CAMINO REAL	COM	14C	LMH	0.00	0.0	0.00	0	0	0.0	0	0
1994	0002	514	PUBLIC HOUSING - DISTRICT ONE	COM	14C	LMH	0.00	0.0	0.00	0	0	0.0	0	0
1994	0002	521	MERCADO RESIDENTIAL	COM	14B	LMH	0.00	0.0	0.00	0	0	0.0	0	0
1994	0002	574	RESIDENTIAL REHAB - SDHC	COM	14A	LMH	0.00	0.0	0.00	0	0	0.0	0	0
1994	0002	579	LABOR'S COMMUNITY SERVICE	COM	14A	LMC	0.00		0.00	740	740	100.0	0	724
			1994 TOTALS: BUDGETED/UNDERWAY				0.00	0.0	0.00	0	0	0.0	0	0
			COMPLETED				0.00	0.0	0.00	740	740	100.0	0	724
							0.00	0.0	0.00	740	740	100.0	0	724

IDIS - PR19: Part 1 - Summary of Activities

U.S. Department of Housing and Urban Development
Office of Community Planning and Development
Integrated Disbursement and Information System
ESG Summary of Activities ,CA

DATE: 09-17-14
TIME: 15:33
PAGE: 1

Select all Activities for plan year:

Select all Activities with action during the year:

Select all Activities with action during the year:



U.S. Department of Housing and Urban Development
 Office of Community Planning and Development
 Integrated Disbursement and Information System
 Status of HOME Activities - Entitlement
 SAN DIEGO, CA

DATE: 09-17-14
 TIME: 15:38
 PAGE: 1

IDIS - PR22

Tenure Type	Activity Type	IDIS Activity	Activity Address	Activity Status	Status Date	Total Units	Home Units	Initial Funding Date	Committed Amount	Drawn Amount	PCT
Rental	NEW CONSTRUCTION	6347	Commerical Street and 22nd Street , San Diego CA, 92102	Open	06/17/14	0	0	06/27/12	\$4,190,000.00	\$3,360,000.00	80.19%
Rental	NEW CONSTRUCTION	6559	6456 El Cajon Blvd , San Diego CA, 92115	Open	05/09/14	0	0	05/23/13	\$2,000,000.00	\$1,995,750.00	99.79%
Rental	NEW CONSTRUCTION	6700	4141 Pacific Hwy , San Diego CA, 92110	Open	07/21/14	0	0	05/12/14	\$1,434,846.00	\$142,280.78	9.92%
Rental	NEW CONSTRUCTION	6717	327 S Willie James Jones Ave , San Diego CA, 92113	Open	07/23/14	0	0	06/25/14	\$2,200,000.00	\$1,211,437.43	55.07%
Rental	REHABILITATION	6035	2172 Front St , San Diego CA, 92101	Completed	05/21/14	24	24	12/07/10	\$2,815,974.00	\$2,815,974.00	100.00%
Rental	REHABILITATION	6242	1345 5th Ave , San Diego CA, 92101	Completed	05/29/14	16	16	01/05/12	\$1,444,016.00	\$1,444,016.00	100.00%
Rental	REHABILITATION	6340	4251 Juniper St , San Diego CA, 92105	Completed	05/07/14	15	15	06/13/12	\$2,834,132.00	\$2,834,132.00	100.00%
Rental	REHABILITATION	6578	827 C St , San Diego CA, 92101	Open	03/12/14	0	0	07/23/13	\$2,900,000.00	\$2,953.13	0.10%
Rental	ACQUISITION AND REHABILITATION	6237	1250 6th Ave , San Diego CA, 92101	Completed	05/21/14	15	15	12/20/11	\$1,889,634.00	\$1,889,634.00	100.00%
Homebuyer	ACQUISITION ONLY	6404	6185 Verda Ln , San Diego CA, 92130	Completed	05/21/14	1	1	11/14/12	\$35,607.00	\$35,607.00	100.00%
Homebuyer	ACQUISITION ONLY	6405	6185 Verda Ln , San Diego CA, 92130	Completed	05/21/14	1	1	11/14/12	\$4,000.00	\$4,000.00	100.00%
Homebuyer	ACQUISITION ONLY	6406	6271 Rancho Hills Dr , San Diego CA, 92139	Completed	05/21/14	1	1	11/14/12	\$55,250.00	\$55,250.00	100.00%
Homebuyer	ACQUISITION ONLY	6409	7062 Skyline Dr , San Diego CA, 92114	Completed	05/21/14	1	1	11/14/12	\$7,600.00	\$7,600.00	100.00%
Homebuyer	ACQUISITION ONLY	6410	6373 Avenida De Las Vistas Unit 3 , San Diego CA, 92154	Completed	05/21/14	1	1	11/14/12	\$37,400.00	\$37,400.00	100.00%
Homebuyer	ACQUISITION ONLY	6411	6373 Avenida De Las Vistas Unit 3 , San Diego CA, 92154	Completed	05/21/14	1	1	11/14/12	\$8,800.00	\$8,800.00	100.00%
Homebuyer	ACQUISITION ONLY	6413	5051 Elm St , San Diego CA, 92102	Completed	05/21/14	1	1	11/14/12	\$44,030.00	\$44,030.00	100.00%
Homebuyer	ACQUISITION ONLY	6414	5051 Elm St , San Diego CA, 92102	Completed	05/21/14	1	1	11/14/12	\$7,924.00	\$7,924.00	100.00%
Homebuyer	ACQUISITION ONLY	6415	3519 Janse Way , San Diego CA, 92173	Completed	05/21/14	1	1	11/14/12	\$4,866.00	\$4,866.00	100.00%
Homebuyer	ACQUISITION ONLY	6417	846 Raven St , San Diego CA, 92102	Completed	05/21/14	1	1	11/14/12	\$6,630.00	\$6,630.00	100.00%
Homebuyer	ACQUISITION ONLY	6418	373 Sychar Rd , San Diego CA, 92114	Completed	05/21/14	1	1	11/14/12	\$7,041.00	\$7,041.00	100.00%
Homebuyer	ACQUISITION ONLY	6419	5971 Latimer Ct , San Diego CA, 92114	Completed	05/21/14	1	1	11/14/12	\$11,800.00	\$11,800.00	100.00%
Homebuyer	ACQUISITION ONLY	6420	1526 Paseo Aurora , San Diego CA, 92154	Completed	05/21/14	1	1	11/14/12	\$6,200.00	\$6,200.00	100.00%



U.S. Department of Housing and Urban Development
 Office of Community Planning and Development
 Integrated Disbursement and Information System
 Status of HOME Activities - Entitlement
 SAN DIEGO, CA

DATE: 09-17-14
 TIME: 15:38
 PAGE: 2

IDIS - PR22

Tenure Type	Activity Type	IDIS Activity	Activity Address	Activity Status	Status Date	Total Units	Home Units	Initial Funding Date	Committed Amount	Drawn Amount	PCT
Homebuyer	ACQUISITION ONLY	6421	14680 Via Fiesta Unit 4 , San Diego CA, 92127	Completed	05/21/14	1	1	11/14/12	\$25,313.00	\$25,313.00	100.00%
Homebuyer	ACQUISITION ONLY	6422	14680 Via Fiesta Unit 4 , San Diego CA, 92127	Completed	05/21/14	1	1	11/14/12	\$6,000.00	\$6,000.00	100.00%
Homebuyer	ACQUISITION ONLY	6423	346 Falconfire Way , San Diego CA, 92114	Completed	05/21/14	1	1	11/14/12	\$8,000.00	\$8,000.00	100.00%
Homebuyer	ACQUISITION ONLY	6424	1156 Paxton Dr , San Diego CA, 92154	Completed	05/21/14	1	1	10/30/12	\$9,900.00	\$9,900.00	100.00%
Homebuyer	ACQUISITION ONLY	6428	10651 Escobar Dr , San Diego CA, 92124	Completed	05/21/14	1	1	11/14/12	\$58,000.00	\$58,000.00	100.00%
Homebuyer	ACQUISITION ONLY	6429	10651 Escobar Dr , San Diego CA, 92124	Completed	05/21/14	1	1	11/14/12	\$12,750.00	\$12,750.00	100.00%
Homebuyer	ACQUISITION ONLY	6430	14530 Camino De La Luna Unit 5 , San Diego CA, 92127	Completed	05/21/14	1	1	11/14/12	\$3,200.00	\$3,200.00	100.00%
Homebuyer	ACQUISITION ONLY	6431	7666 Dancy Rd , San Diego CA, 92126	Completed	05/21/14	1	1	11/07/12	\$64,600.00	\$64,600.00	100.00%
Homebuyer	ACQUISITION ONLY	6432	7666 Dancy Rd , San Diego CA, 92126	Completed	05/21/14	1	1	11/07/12	\$10,000.00	\$10,000.00	100.00%
Homebuyer	ACQUISITION ONLY	6433	205 S Bancroft St , San Diego CA, 92113	Completed	05/21/14	1	1	11/08/12	\$8,640.00	\$8,640.00	100.00%
Homebuyer	ACQUISITION ONLY	6434	753 Narwhal St , San Diego CA, 92154	Completed	05/21/14	1	1	11/15/12	\$5,899.00	\$5,899.00	100.00%
Homebuyer	ACQUISITION ONLY	6436	3549 Castle Glen Dr Unit 126 , San Diego CA, 92123	Completed	05/21/14	1	1	11/15/12	\$23,120.00	\$23,120.00	100.00%
Homebuyer	ACQUISITION ONLY	6437	3549 Castle Glen Dr Unit 126 , San Diego CA, 92123	Completed	05/21/14	1	1	11/15/12	\$5,440.00	\$5,440.00	100.00%
Homebuyer	ACQUISITION ONLY	6438	5454 Geneva Ave , San Diego CA, 92114	Completed	05/21/14	1	1	11/15/12	\$9,500.00	\$9,500.00	100.00%
Homebuyer	ACQUISITION ONLY	6439	5012 Fir St , San Diego CA, 92102	Completed	05/21/14	1	1	11/20/12	\$33,250.00	\$33,250.00	100.00%
Homebuyer	ACQUISITION ONLY	6440	5012 Fir St , San Diego CA, 92102	Completed	05/21/14	1	1	11/20/12	\$6,100.00	\$6,100.00	100.00%
Homebuyer	ACQUISITION ONLY	6441	3256 Glancy Dr , San Diego CA, 92173	Completed	05/21/14	1	1	11/28/12	\$10,928.00	\$10,928.00	100.00%
Homebuyer	ACQUISITION ONLY	6445	4031 Appleton St , San Diego CA, 92117	Completed	05/21/14	1	1	02/05/13	\$66,300.00	\$66,300.00	100.00%
Homebuyer	ACQUISITION ONLY	6446	4031 Appleton St , San Diego CA, 92117	Completed	05/21/14	1	1	02/05/13	\$13,300.00	\$13,300.00	100.00%
Homebuyer	ACQUISITION ONLY	6447	6133 Verda Ln , San Diego CA, 92130	Completed	05/21/14	1	1	02/05/13	\$34,449.00	\$34,449.00	100.00%
Homebuyer	ACQUISITION ONLY	6448	6133 Verda Ln , San Diego CA, 92130	Completed	05/21/14	1	1	02/05/13	\$3,992.00	\$3,992.00	100.00%



U.S. Department of Housing and Urban Development
 Office of Community Planning and Development
 Integrated Disbursement and Information System
 Status of HOME Activities - Entitlement
 SAN DIEGO, CA

DATE: 09-17-14
 TIME: 15:38
 PAGE: 3

IDIS - PR22

Tenure Type	Activity Type	IDIS Activity	Activity Address	Activity Status	Status Date	Total Units	Home Units	Initial Funding Date	Committed Amount	Drawn Amount	PCT
Homebuyer	ACQUISITION ONLY	6449	1890 Cabrena St , San Diego CA, 92154	Completed	05/21/14	1	1	02/05/13	\$10,500.00	\$10,500.00	100.00%
Homebuyer	ACQUISITION ONLY	6450	3078 Broadway Unit 115 , San Diego CA, 92102	Completed	05/21/14	1	1	02/05/13	\$31,025.00	\$31,025.00	100.00%
Homebuyer	ACQUISITION ONLY	6451	3078 Broadway Unit 115 , San Diego CA, 92102	Completed	05/22/14	1	1	02/05/13	\$7,300.00	\$7,300.00	100.00%
Homebuyer	ACQUISITION ONLY	6452	7562 Camino De La Rosa , San Diego CA, 92127	Completed	05/21/14	1	1	12/31/12	\$49,762.00	\$49,762.00	100.00%
Homebuyer	ACQUISITION ONLY	6453	7562 Camino De La Rosa , San Diego CA, 92127	Completed	05/21/14	1	1	12/31/12	\$5,100.00	\$5,100.00	100.00%
Homebuyer	ACQUISITION ONLY	6482	3820 Brems St , San Diego CA, 92115	Completed	05/21/14	1	1	03/01/13	\$10,200.00	\$10,200.00	100.00%
Homebuyer	ACQUISITION ONLY	6483	616 San Miguel Ave , San Diego CA, 92113	Completed	05/21/14	1	1	03/11/13	\$45,730.00	\$45,730.00	100.00%
Homebuyer	ACQUISITION ONLY	6484	616 San Miguel Ave , San Diego CA, 92113	Completed	05/21/14	1	1	03/11/13	\$5,484.00	\$5,484.00	100.00%
Homebuyer	ACQUISITION ONLY	6485	1317 Transite Ave , San Diego CA, 92154	Completed	05/21/14	1	1	03/29/13	\$51,000.00	\$51,000.00	100.00%
Homebuyer	ACQUISITION ONLY	6486	1317 Transite Ave , San Diego CA, 92154	Completed	05/21/14	1	1	03/29/13	\$11,000.00	\$11,000.00	100.00%
Homebuyer	ACQUISITION ONLY	6556	14500 Camino De La Luna Unit 1 , San Diego CA, 92127	Completed	05/21/14	1	1	05/06/13	\$35,625.00	\$35,625.00	100.00%
Homebuyer	ACQUISITION ONLY	6557	14500 Camino De La Luna Unit 1 , San Diego CA, 92127	Completed	05/21/14	1	1	05/06/13	\$2,675.00	\$2,675.00	100.00%
Homebuyer	ACQUISITION ONLY	6560	15287 Maturin Dr Unit 73 , San Diego CA, 92127	Completed	05/21/14	1	1	06/03/13	\$54,400.00	\$54,400.00	100.00%
Homebuyer	ACQUISITION ONLY	6561	15287 Maturin Dr Unit 73 , San Diego CA, 92127	Completed	05/21/14	1	1	06/03/13	\$6,795.00	\$6,795.00	100.00%
Homebuyer	ACQUISITION ONLY	6562	3816 Byrd St , San Diego CA, 92154	Completed	05/21/14	1	1	06/05/13	\$60,350.00	\$60,350.00	100.00%
Homebuyer	ACQUISITION ONLY	6563	3816 Byrd St , San Diego CA, 92154	Completed	05/21/14	1	1	06/05/13	\$14,060.00	\$14,060.00	100.00%
Homebuyer	ACQUISITION ONLY	6564	1296 Koe St , San Diego CA, 92114	Completed	05/21/14	1	1	06/20/13	\$62,050.00	\$62,050.00	100.00%
Homebuyer	ACQUISITION ONLY	6565	1296 Koe St , San Diego CA, 92114	Completed	05/21/14	1	1	06/20/13	\$14,600.00	\$14,600.00	100.00%
Homebuyer	ACQUISITION ONLY	6567	6009 Rancho Mission Rd Unit 111 , San Diego CA, 92108	Completed	05/21/14	1	1	06/27/13	\$33,150.00	\$33,150.00	100.00%
Homebuyer	ACQUISITION ONLY	6568	6009 Rancho Mission Rd Unit 111 , San Diego CA, 92108	Completed	05/21/14	1	1	06/27/13	\$7,533.00	\$7,533.00	100.00%
Homebuyer	ACQUISITION ONLY	6569	1046 40th St , San Diego CA, 92102	Completed	05/21/14	1	1	10/29/13	\$9,827.00	\$9,827.00	100.00%



U.S. Department of Housing and Urban Development
 Office of Community Planning and Development
 Integrated Disbursement and Information System
 Status of HOME Activities - Entitlement
 SAN DIEGO, CA

DATE: 09-17-14
 TIME: 15:38
 PAGE: 4

IDIS - PR22

Tenure Type	Activity Type	IDIS Activity	Activity Address	Activity Status	Status Date	Total Units	Home Units	Initial Funding Date	Committed Amount	Drawn Amount	PCT
Homebuyer	ACQUISITION ONLY	6570	837 Dominion St , San Diego CA, 92113	Completed	03/18/14	1	1	07/10/13	\$40,800.00	\$40,800.00	100.00%
Homebuyer	ACQUISITION ONLY	6571	837 Dominion St , San Diego CA, 92113	Completed	03/18/14	1	1	11/12/13	\$9,600.00	\$9,600.00	100.00%
Homebuyer	ACQUISITION ONLY	6572	9189 Village Glen Dr Unit 151 , San Diego CA, 92123	Completed	05/21/14	1	1	07/10/13	\$32,250.00	\$32,250.00	100.00%
Homebuyer	ACQUISITION ONLY	6573	9189 Village Glen Dr Unit 151 , San Diego CA, 92123	Completed	05/21/14	1	1	10/29/13	\$8,600.00	\$8,600.00	100.00%
Homebuyer	ACQUISITION ONLY	6574	7578 Camino De La Rosa , San Diego CA, 92127	Completed	05/21/14	1	1	07/11/13	\$42,215.00	\$42,215.00	100.00%
Homebuyer	ACQUISITION ONLY	6575	7578 Camino De La Rosa , San Diego CA, 92127	Completed	05/21/14	1	1	10/29/13	\$4,110.00	\$4,110.00	100.00%
Homebuyer	ACQUISITION ONLY	6576	5675 Caminito Katerina , San Diego CA, 92111	Completed	03/18/14	1	1	07/19/13	\$50,150.00	\$50,150.00	100.00%
Homebuyer	ACQUISITION ONLY	6577	5675 Caminito Katerina , San Diego CA, 92111	Completed	03/18/14	1	1	07/19/13	\$11,308.00	\$11,308.00	100.00%
Homebuyer	ACQUISITION ONLY	6579	3950 Ohio St Unit 330 , San Diego CA, 92104	Completed	05/21/14	1	1	07/25/13	\$62,213.00	\$62,213.00	100.00%
Homebuyer	ACQUISITION ONLY	6580	3950 Ohio St Unit 330 , San Diego CA, 92104	Completed	05/21/14	1	1	07/25/13	\$8,100.00	\$8,100.00	100.00%
Homebuyer	ACQUISITION ONLY	6585	3950 Ohio St Unit 325 , San Diego CA, 92104	Completed	05/21/14	1	1	09/24/13	\$66,000.00	\$66,000.00	100.00%
Homebuyer	ACQUISITION ONLY	6586	3950 Ohio St Unit 325 , San Diego CA, 92104	Completed	05/21/14	1	1	09/24/13	\$9,150.00	\$9,150.00	100.00%
Homebuyer	ACQUISITION ONLY	6587	3950 Ohio St Unit 204 , San Diego CA, 92104	Completed	05/21/14	1	1	09/24/13	\$63,214.00	\$63,214.00	100.00%
Homebuyer	ACQUISITION ONLY	6588	3950 Ohio St Unit 204 , San Diego CA, 92104	Completed	05/21/14	1	1	09/24/13	\$6,587.00	\$6,587.00	100.00%
Homebuyer	ACQUISITION ONLY	6589	3957 30th St Unit 315 , San Diego CA, 92104	Completed	05/21/14	1	1	09/24/13	\$67,500.00	\$67,500.00	100.00%
Homebuyer	ACQUISITION ONLY	6590	3957 30th St Unit 315 , San Diego CA, 92104	Completed	05/21/14	1	1	09/24/13	\$9,327.00	\$9,327.00	100.00%
Homebuyer	ACQUISITION ONLY	6591	1404 Paradise Hills Rd , San Diego CA, 92114	Completed	05/21/14	1	1	09/24/13	\$12,600.00	\$12,600.00	100.00%
Homebuyer	ACQUISITION ONLY	6592	2770 Sula Way , San Diego CA, 92139	Completed	05/21/14	1	1	09/24/13	\$8,591.00	\$8,591.00	100.00%
Homebuyer	ACQUISITION ONLY	6593	8693 San Vicente St , San Diego CA, 92114	Completed	05/21/14	1	1	09/24/13	\$12,200.00	\$12,200.00	100.00%
Homebuyer	ACQUISITION ONLY	6594	477 Vista San Lucas , San Diego CA, 92154	Completed	05/21/14	1	1	09/24/13	\$59,330.00	\$59,330.00	100.00%
Homebuyer	ACQUISITION ONLY	6595	477 Vista San Lucas , San Diego CA, 92154	Completed	05/21/14	1	1	09/24/13	\$10,864.00	\$10,864.00	100.00%



U.S. Department of Housing and Urban Development
 Office of Community Planning and Development
 Integrated Disbursement and Information System
 Status of HOME Activities - Entitlement
 SAN DIEGO, CA

DATE: 09-17-14
 TIME: 15:38
 PAGE: 5

IDIS - PR22

Tenure Type	Activity Type	IDIS Activity	Activity Address	Activity Status	Status Date	Total Units	Home Units	Initial Funding Date	Committed Amount	Drawn Amount	PCT
Homebuyer	ACQUISITION ONLY	6596	2596 Murray Ridge Rd , San Diego CA, 92123	Completed	05/21/14	1	1	09/24/13	\$8,314.00	\$8,314.00	100.00%
Homebuyer	ACQUISITION ONLY	6597	4204 Darwin Way , San Diego CA, 92154	Completed	05/21/14	1	1	09/24/13	\$12,400.00	\$12,400.00	100.00%
Homebuyer	ACQUISITION ONLY	6598	1254 Debenmark Pl , San Diego CA, 92154	Completed	05/21/14	1	1	09/24/13	\$10,000.00	\$10,000.00	100.00%
Homebuyer	ACQUISITION ONLY	6599	525 Las Flores Ter , San Diego CA, 92114	Completed	05/21/14	1	1	10/01/13	\$9,342.00	\$9,342.00	100.00%
Homebuyer	ACQUISITION ONLY	6601	6517 Brooklyn Ave , San Diego CA, 92114	Completed	03/18/14	1	1	11/12/13	\$14,400.00	\$14,400.00	100.00%
Homebuyer	ACQUISITION ONLY	6603	13047 Cadencia Pl , San Diego CA, 92130	Completed	05/21/14	1	1	10/01/13	\$39,925.00	\$39,925.00	100.00%
Homebuyer	ACQUISITION ONLY	6604	13047 Cadencia Pl , San Diego CA, 92130	Completed	05/21/14	1	1	10/01/13	\$6,552.00	\$6,552.00	100.00%
Homebuyer	ACQUISITION ONLY	6605	3754 Marzo St , San Diego CA, 92154	Completed	05/21/14	1	1	10/01/13	\$8,226.00	\$8,226.00	100.00%
Homebuyer	ACQUISITION ONLY	6606	3754 Marzo St , San Diego CA, 92154	Completed	05/21/14	1	1	10/01/13	\$42,500.00	\$42,500.00	100.00%
Homebuyer	ACQUISITION ONLY	6607	14682 Via Fiesta Unit 8 , San Diego CA, 92127	Completed	05/21/14	1	1	10/01/13	\$7,000.00	\$7,000.00	100.00%
Homebuyer	ACQUISITION ONLY	6608	14682 Via Fiesta Unit 8 , San Diego CA, 92127	Completed	05/21/14	1	1	10/01/13	\$49,000.00	\$49,000.00	100.00%
Homebuyer	ACQUISITION ONLY	6609	5970 Flipper Dr , San Diego CA, 92114	Completed	05/21/14	1	1	10/01/13	\$11,432.00	\$11,432.00	100.00%
Homebuyer	ACQUISITION ONLY	6610	4048 Boston Ave , San Diego CA, 92113	Completed	05/21/14	1	1	10/01/13	\$8,841.00	\$8,841.00	100.00%
Homebuyer	ACQUISITION ONLY	6611	2110 Bluehaven Ct , San Diego CA, 92154	Completed	05/21/14	1	1	10/01/13	\$7,749.00	\$7,749.00	100.00%
Homebuyer	ACQUISITION ONLY	6612	2110 Bluehaven Ct , San Diego CA, 92154	Completed	05/21/14	1	1	10/01/13	\$39,100.00	\$39,100.00	100.00%
Homebuyer	ACQUISITION ONLY	6613	4902 Palin St , San Diego CA, 92113	Completed	05/21/14	1	1	10/01/13	\$11,675.00	\$11,675.00	100.00%
Homebuyer	ACQUISITION ONLY	6614	4902 Palin St , San Diego CA, 92113	Completed	05/21/14	1	1	10/01/13	\$52,700.00	\$52,700.00	100.00%
Homebuyer	ACQUISITION ONLY	6615	628 S Gregory St , San Diego CA, 92113	Completed	03/18/14	1	1	11/12/13	\$46,319.00	\$46,319.00	100.00%
Homebuyer	ACQUISITION ONLY	6616	628 S Gregory St , San Diego CA, 92113	Completed	05/21/14	1	1	10/08/13	\$7,446.00	\$7,446.00	100.00%
Homebuyer	ACQUISITION ONLY	6617	5929 Albemarle St , San Diego CA, 92139	Completed	05/21/14	1	1	10/11/13	\$10,168.00	\$10,168.00	100.00%
Homebuyer	ACQUISITION ONLY	6618	6151 Seascape Dr , San Diego CA, 92139	Completed	05/21/14	1	1	10/11/13	\$7,543.00	\$7,543.00	100.00%



U.S. Department of Housing and Urban Development
 Office of Community Planning and Development
 Integrated Disbursement and Information System
 Status of HOME Activities - Entitlement
 SAN DIEGO, CA

DATE: 09-17-14
 TIME: 15:38
 PAGE: 6

IDIS - PR22

Tenure Type	Activity Type	IDIS Activity	Activity Address	Activity Status	Status Date	Total Units	Home Units	Initial Funding Date	Committed Amount	Drawn Amount	PCT
Homebuyer	ACQUISITION ONLY	6619	5638 McHugh St , San Diego CA, 92114	Completed	03/18/14	1	1	10/30/13	\$9,696.00	\$9,696.00	100.00%
Homebuyer	ACQUISITION ONLY	6620	3938 Arizona St Apt 1 , San Diego CA, 92104	Completed	03/18/14	1	1	10/30/13	\$27,455.00	\$27,455.00	100.00%
Homebuyer	ACQUISITION ONLY	6621	3938 Arizona St Apt 1 , San Diego CA, 92104	Completed	03/18/14	1	1	10/30/13	\$6,460.00	\$6,460.00	100.00%
Homebuyer	ACQUISITION ONLY	6622	3954 60th St Unit 79 , San Diego CA, 92115	Completed	03/18/14	1	1	10/30/13	\$40,120.00	\$40,120.00	100.00%
Homebuyer	ACQUISITION ONLY	6623	3954 60th St Unit 79 , San Diego CA, 92115	Completed	03/18/14	1	1	10/30/13	\$9,124.00	\$9,124.00	100.00%
Homebuyer	ACQUISITION ONLY	6624	312 S Pardee St , San Diego CA, 92113	Completed	03/18/14	1	1	11/04/13	\$44,200.00	\$44,200.00	100.00%
Homebuyer	ACQUISITION ONLY	6625	312 S Pardee St , San Diego CA, 92113	Completed	03/18/14	1	1	11/04/13	\$6,912.00	\$6,912.00	100.00%
Homebuyer	ACQUISITION ONLY	6626	2915 Cowley Way Unit H , San Diego CA, 92117	Completed	05/21/14	1	1	11/06/13	\$47,770.00	\$47,770.00	100.00%
Homebuyer	ACQUISITION ONLY	6627	2915 Cowley Way Unit H , San Diego CA, 92117	Completed	05/21/14	1	1	11/06/13	\$5,789.00	\$5,789.00	100.00%
Homebuyer	ACQUISITION ONLY	6628	205 Terol Ct , San Diego CA, 92114	Completed	05/21/14	1	1	11/22/13	\$52,700.00	\$52,700.00	100.00%
Homebuyer	ACQUISITION ONLY	6629	515 59th St , San Diego CA, 92114	Completed	05/21/14	1	1	11/22/13	\$49,300.00	\$49,300.00	100.00%
Homebuyer	ACQUISITION ONLY	6630	7533 Gloaming Ave , San Diego CA, 92114	Completed	05/21/14	1	1	11/27/13	\$57,715.00	\$57,715.00	100.00%
Homebuyer	ACQUISITION ONLY	6631	3549 Castle Glen Dr , San Diego CA, 92123	Completed	05/21/14	1	1	11/27/13	\$33,150.00	\$33,150.00	100.00%
Homebuyer	ACQUISITION ONLY	6632	1481 Green Bay St , San Diego CA, 92154	Completed	05/21/14	1	1	12/02/13	\$52,700.00	\$52,700.00	100.00%
Homebuyer	ACQUISITION ONLY	6636	5133 Reynolds St , San Diego CA, 92114	Completed	05/21/14	1	1	12/20/13	\$52,700.00	\$52,700.00	100.00%
Homebuyer	ACQUISITION ONLY	6637	620 Kirtright St , San Diego CA, 92114	Completed	05/21/14	1	1	12/31/13	\$73,580.00	\$73,580.00	100.00%
Homebuyer	ACQUISITION ONLY	6638	4018 Aragon Dr , San Diego CA, 92115	Completed	05/23/14	1	1	01/08/14	\$61,795.00	\$61,795.00	100.00%
Homebuyer	ACQUISITION ONLY	6639	226 W Calle Primera , San Diego CA, 92173	Completed	05/21/14	1	1	01/08/14	\$33,150.00	\$33,150.00	100.00%
Homebuyer	ACQUISITION ONLY	6640	1026 Elwood St , San Diego CA, 92114	Completed	05/21/14	1	1	01/08/14	\$50,150.00	\$50,150.00	100.00%
Homebuyer	ACQUISITION ONLY	6641	3704 Odom St , San Diego CA, 92115	Completed	05/14/14	1	1	01/09/14	\$65,450.00	\$65,450.00	100.00%
Homebuyer	ACQUISITION ONLY	6642	716 Spinnaker Point Ter , San Diego CA, 92154	Completed	05/14/14	1	1	01/13/14	\$43,350.00	\$43,350.00	100.00%



U.S. Department of Housing and Urban Development
 Office of Community Planning and Development
 Integrated Disbursement and Information System
 Status of HOME Activities - Entitlement
 SAN DIEGO, CA

DATE: 09-17-14
 TIME: 15:38
 PAGE: 7

IDIS - PR22

Tenure Type	Activity Type	IDIS Activity	Activity Address	Activity Status	Status Date	Total Units	Home Units	Initial Funding Date	Committed Amount	Drawn Amount	PCT
Homebuyer	ACQUISITION ONLY	6643	17151 W Bernardo Dr Unit 105 , San Diego CA, 92127	Completed	05/14/14	1	1	01/17/14	\$41,310.00	\$41,310.00	100.00%
Homebuyer	ACQUISITION ONLY	6644	3864 Enero Ct , San Diego CA, 92154	Completed	05/14/14	1	1	01/22/14	\$55,250.00	\$55,250.00	100.00%
Homebuyer	ACQUISITION ONLY	6645	4627 Dwight St , San Diego CA, 92105	Completed	03/18/14	1	1	01/28/14	\$45,900.00	\$45,900.00	100.00%
Homebuyer	ACQUISITION ONLY	6646	6165 Verda Ln , San Diego CA, 92130	Completed	05/23/14	1	1	02/04/14	\$15,000.00	\$15,000.00	100.00%
Homebuyer	ACQUISITION ONLY	6647	3950 Ohio St Unit 311 , San Diego CA, 92104	Completed	05/27/14	1	1	02/20/14	\$49,000.00	\$49,000.00	100.00%
Homebuyer	ACQUISITION ONLY	6648	2032 Earl St , San Diego CA, 92113	Completed	05/23/14	1	1	02/20/14	\$38,505.00	\$38,505.00	100.00%
Homebuyer	ACQUISITION ONLY	6649	5965 Creighton Way , San Diego CA, 92114	Completed	05/23/14	1	1	02/20/14	\$65,450.00	\$65,450.00	100.00%
Homebuyer	ACQUISITION ONLY	6652	635 Pons St , San Diego CA, 92114	Completed	05/23/14	1	1	02/25/14	\$45,900.00	\$45,900.00	100.00%
Homebuyer	ACQUISITION ONLY	6653	4166 Broadway , San Diego CA, 92102	Completed	05/23/14	1	1	02/25/14	\$61,200.00	\$61,200.00	100.00%
Homebuyer	ACQUISITION ONLY	6654	2272 Reo Dr , San Diego CA, 92139	Completed	05/23/14	1	1	02/26/14	\$48,450.00	\$48,450.00	100.00%
Homebuyer	ACQUISITION ONLY	6655	3225 National Ave , San Diego CA, 92113	Completed	05/23/14	1	1	02/27/14	\$40,885.00	\$40,885.00	100.00%
Homebuyer	ACQUISITION ONLY	6656	2908 Greyling Dr , San Diego CA, 92123	Completed	05/23/14	1	1	03/27/14	\$82,022.00	\$82,022.00	100.00%
Homebuyer	ACQUISITION ONLY	6657	3561 44th St , San Diego CA, 92105	Completed	05/23/14	1	1	04/03/14	\$61,950.00	\$61,950.00	100.00%
Homebuyer	ACQUISITION ONLY	6658	1815 Brookline St , San Diego CA, 92102	Completed	05/23/14	1	1	04/03/14	\$65,110.00	\$65,110.00	100.00%
Homebuyer	ACQUISITION ONLY	6659	3188 Caminito Quixote , San Diego CA, 92154	Completed	05/27/14	1	1	04/03/14	\$36,837.00	\$36,837.00	100.00%
Homebuyer	ACQUISITION ONLY	6660	6804 Camphor Ln , San Diego CA, 92139	Completed	06/30/14	1	1	04/03/14	\$33,490.00	\$33,490.00	100.00%
Homebuyer	ACQUISITION ONLY	6661	2736 Alta View Dr , San Diego CA, 92139	Completed	06/30/14	1	1	04/22/14	\$40,950.00	\$40,950.00	100.00%
Homebuyer	ACQUISITION ONLY	6662	1004 Sunset Crossing Pt , San Diego CA, 92154	Completed	06/30/14	1	1	04/22/14	\$84,263.00	\$84,263.00	100.00%
Homebuyer	ACQUISITION ONLY	6692	3303 L St , San Diego CA, 92102	Completed	06/30/14	1	1	04/24/14	\$58,380.00	\$58,380.00	100.00%
Homebuyer	ACQUISITION ONLY	6694	617 Beyer Way Unit 701 , San Diego CA, 92154	Completed	06/30/14	1	1	04/30/14	\$42,990.00	\$42,990.00	100.00%
Homebuyer	ACQUISITION ONLY	6695	1127 Goodyear St , San Diego CA, 92113	Completed	06/30/14	1	1	05/01/14	\$54,949.00	\$54,949.00	100.00%



U.S. Department of Housing and Urban Development
 Office of Community Planning and Development
 Integrated Disbursement and Information System
 Status of HOME Activities - Entitlement
 SAN DIEGO, CA

DATE: 09-17-14
 TIME: 15:38
 PAGE: 8

IDIS - PR22

Tenure Type	Activity Type	IDIS Activity	Activity Address	Activity Status	Status Date	Total Units	Home Units	Initial Funding Date	Committed Amount	Drawn Amount	PCT
Homebuyer	ACQUISITION ONLY	6696	6664 Pinecone Ln , San Diego CA, 92139	Completed	06/30/14	1	1	05/05/14	\$40,950.00	\$40,950.00	100.00%
Homebuyer	ACQUISITION ONLY	6697	5108 Logan Ave , San Diego CA, 92114	Completed	06/30/14	1	1	05/08/14	\$57,750.00	\$57,750.00	100.00%
Homebuyer	ACQUISITION ONLY	6698	664 Porter St , San Diego CA, 92114	Completed	06/30/14	1	1	05/09/14	\$52,730.00	\$52,730.00	100.00%
Homebuyer	ACQUISITION ONLY	6699	14684 Via Fiesta Unit 7 , San Diego CA, 92127	Completed	06/30/14	1	1	05/12/14	\$60,121.00	\$60,121.00	100.00%
Homebuyer	ACQUISITION ONLY	6701	1773 Elm Ave , San Diego CA, 92154	Completed	06/30/14	1	1	05/21/14	\$53,716.00	\$53,716.00	100.00%
Homebuyer	ACQUISITION ONLY	6702	2826 Casey St , San Diego CA, 92139	Completed	06/30/14	1	1	05/21/14	\$51,450.00	\$51,450.00	100.00%
Homebuyer	ACQUISITION ONLY	6703	5962 Winchester St , San Diego CA, 92139	Completed	06/30/14	1	1	05/21/14	\$60,817.00	\$60,817.00	100.00%
Homebuyer	ACQUISITION ONLY	6704	4852 Lantana Dr , San Diego CA, 92105	Completed	06/30/14	1	1	05/21/14	\$52,164.00	\$52,164.00	100.00%
Homebuyer	ACQUISITION ONLY	6706	4437 Mayberry St , San Diego CA, 92113	Completed	06/30/14	1	1	05/27/14	\$30,450.00	\$30,450.00	100.00%
Homebuyer	ACQUISITION ONLY	6707	6834 Wunderlin Ave , San Diego CA, 92114	Completed	07/30/14	1	1	06/04/14	\$57,071.00	\$57,071.00	100.00%
Homebuyer	ACQUISITION ONLY	6708	2609 Caminito Espino , San Diego CA, 92154	Completed	07/30/14	1	1	06/04/14	\$46,495.00	\$46,495.00	100.00%
Homebuyer	ACQUISITION ONLY	6710	4851 Cole St , San Diego CA, 92117	Completed	07/30/14	1	1	06/10/14	\$35,309.00	\$35,309.00	100.00%
Homebuyer	ACQUISITION ONLY	6711	6657 Stonepine Ln , San Diego CA, 92139	Completed	07/30/14	1	1	06/10/14	\$44,663.00	\$44,663.00	100.00%
Homebuyer	ACQUISITION ONLY	6712	3759 Ocean View Blvd , San Diego CA, 92113	Completed	07/30/14	1	1	06/12/14	\$44,540.00	\$44,540.00	100.00%
Homebuyer	ACQUISITION ONLY	6713	4072 Marzo St , San Diego CA, 92154	Completed	07/30/14	1	1	06/12/14	\$69,950.00	\$69,950.00	100.00%
Homebuyer	ACQUISITION ONLY	6715	4376 Crabapple Ct , San Diego CA, 92154	Completed	07/30/14	1	1	06/17/14	\$81,480.00	\$81,480.00	100.00%
Homebuyer	ACQUISITION ONLY	6716	826 Hollister St , San Diego CA, 92154	Completed	07/30/14	1	1	06/17/14	\$51,550.00	\$51,550.00	100.00%
Homebuyer	ACQUISITION ONLY	6719	360 Los Soneto Dr , San Diego CA, 92114	Completed	07/30/14	1	1	06/24/14	\$56,100.00	\$56,100.00	100.00%
Homebuyer	ACQUISITION ONLY	6720	4256 Darwin Way , San Diego CA, 92154	Completed	07/30/14	1	1	06/25/14	\$51,000.00	\$51,000.00	100.00%
Homebuyer	ACQUISITION ONLY	6721	8082 Skyline Dr , San Diego CA, 92114	Completed	07/30/14	1	1	06/26/14	\$46,750.00	\$46,750.00	100.00%
Homebuyer	ACQUISITION ONLY	6722	719 S 30th St , San Diego CA, 92113	Completed	07/30/14	1	1	06/26/14	\$43,350.00	\$43,350.00	100.00%



U.S. Department of Housing and Urban Development
 Office of Community Planning and Development
 Integrated Disbursement and Information System
 Status of HOME Activities - Entitlement
 SAN DIEGO, CA

DATE: 09-17-14
 TIME: 15:38
 PAGE: 9

IDIS - PR22

Tenure Type	Activity Type	IDIS Activity	Activity Address	Activity Status	Status Date	Total Units	Home Units	Initial Funding Date	Committed Amount	Drawn Amount	PCT
Homebuyer	ACQUISITION ONLY	6723	3721 Boren St , San Diego CA, 92115	Completed	07/30/14	1	1	06/26/14	\$53,550.00	\$53,550.00	100.00%
Homebuyer	ACQUISITION ONLY	6724	1687 Paseo Aurora , San Diego CA, 92154	Completed	07/31/14	1	1	06/30/14	\$44,200.00	\$44,200.00	100.00%
Homebuyer	ACQUISITION ONLY	6725	6249 Skyline Dr , San Diego CA, 92114	Completed	07/31/14	1	1	06/30/14	\$58,650.00	\$58,650.00	100.00%
Homebuyer	ACQUISITION ONLY	6726	4164 Mount Alifan Pl Unit H , San Diego CA, 92111	Completed	07/31/14	1	1	06/30/14	\$43,257.00	\$43,257.00	100.00%
Homebuyer	ACQUISITION ONLY	6727	1612 Oro Vista Rd Unit 208 , San Diego CA, 92154	Completed	07/31/14	1	1	06/30/14	\$39,100.00	\$39,100.00	100.00%
Homebuyer	ACQUISITION ONLY	6730	14680 Via Fiesta Unit 3 , San Diego CA, 92127	Open	07/22/14	0	0	07/22/14	\$57,497.00	\$0.00	0.00%
Homebuyer	ACQUISITION ONLY	6731	244 Middlebush Dr , San Diego CA, 92114	Open	07/22/14	0	0	07/22/14	\$65,710.00	\$0.00	0.00%
Homebuyer	ACQUISITION ONLY	6732	5875 Skyline Dr , San Diego CA, 92114	Open	07/22/14	0	0	07/22/14	\$56,100.00	\$0.00	0.00%
Homebuyer	ACQUISITION ONLY	6752	361 Los Soneto Dr , San Diego CA, 92114	Open	08/12/14	0	0	08/12/14	\$59,307.00	\$0.00	0.00%
Homebuyer	ACQUISITION ONLY	6753	314 Sychar Rd , San Diego CA, 92114	Open	08/12/14	0	0	08/12/14	\$65,100.00	\$0.00	0.00%
Homebuyer	ACQUISITION ONLY	6754	5511 Adelaide Ave Unit 19 , San Diego CA, 92115	Open	08/12/14	0	0	08/12/14	\$6,900.00	\$0.00	0.00%
Homebuyer	ACQUISITION ONLY	6755	6875 Parkside Ave , San Diego CA, 92139	Open	08/12/14	0	0	08/12/14	\$58,380.00	\$0.00	0.00%
Homebuyer	ACQUISITION ONLY	6756	3761 Coleman Ave , San Diego CA, 92154	Open	08/18/14	0	0	08/18/14	\$71,586.00	\$0.00	0.00%
Homebuyer	ACQUISITION ONLY	6757	2962 Doria Way , San Diego CA, 92139	Open	08/18/14	0	0	08/18/14	\$76,221.00	\$0.00	0.00%
Homebuyer	ACQUISITION ONLY	6758	6045 Winchester St , San Diego CA, 92139	Open	08/18/14	0	0	08/18/14	\$68,785.00	\$0.00	0.00%
Homebuyer	ACQUISITION ONLY	6759	2970 Alta View Dr , San Diego CA, 92139	Open	08/18/14	0	0	08/18/14	\$6,400.00	\$0.00	0.00%
Homeowner Rehab	REHABILITATION	6257	3522 Meade Ave , San Diego CA, 92116	Completed	05/14/14	1	1	02/27/12	\$9,825.00	\$9,825.00	100.00%
Homeowner Rehab	REHABILITATION	6262	2941 Aber St , San Diego CA, 92117	Completed	05/21/14	1	1	03/22/12	\$20,620.00	\$20,620.00	100.00%
Homeowner Rehab	REHABILITATION	6393	5081 Solola Ave , San Diego CA, 92113	Completed	05/21/14	1	1	08/29/12	\$1,770.00	\$1,770.00	100.00%
Homeowner Rehab	REHABILITATION	6396	5116 Reynolds St , San Diego CA, 92114	Completed	05/21/14	1	1	09/06/12	\$23,545.00	\$23,545.00	100.00%
Homeowner Rehab	REHABILITATION	6407	3366 Myrtle Ave , San Diego CA, 92104	Completed	05/21/14	1	1	10/10/12	\$5,000.00	\$5,000.00	100.00%
Homeowner Rehab	REHABILITATION	6412	1948 Avenida De La Cruz , San Ysidro CA, 92173	Completed	05/21/14	1	1	10/12/12	\$20,000.00	\$20,000.00	100.00%



U.S. Department of Housing and Urban Development
 Office of Community Planning and Development
 Integrated Disbursement and Information System
 Status of HOME Activities - Entitlement
 SAN DIEGO, CA

DATE: 09-17-14
 TIME: 15:38
 PAGE: 10

IDIS - PR22

Tenure Type	Activity Type	IDIS Activity	Activity Address	Activity Status	Status Date	Total Units	Home Units	Initial Funding Date	Committed Amount	Drawn Amount	PCT
Homeowner Rehab	REHABILITATION	6456	5294 Triana St , San Diego CA, 92117	Completed	01/08/14	1	1	01/07/13	\$13,260.00	\$13,260.00	100.00%
Homeowner Rehab	REHABILITATION	6457	5930 Albemarle St , San Diego CA, 92139	Completed	05/21/14	1	1	01/07/13	\$25,000.00	\$25,000.00	100.00%
Homeowner Rehab	REHABILITATION	6558	419 Agua Vista Way , San Diego CA, 92114	Completed	05/21/14	1	1	05/07/13	\$10,440.00	\$10,440.00	100.00%
Homeowner Rehab	REHABILITATION	6566	5109 Palin St , San Diego CA, 92114	Completed	05/21/14	1	1	06/24/13	\$20,000.00	\$20,000.00	100.00%
Homeowner Rehab	REHABILITATION	6583	4020 Marron St , San Diego CA, 92115	Completed	03/18/14	1	1	09/25/13	\$6,020.00	\$6,020.00	100.00%
Homeowner Rehab	REHABILITATION	6584	4060 Huerfano Ave Unit 323 , San Diego CA, 92117	Completed	05/21/14	1	1	09/25/13	\$20,002.00	\$20,002.00	100.00%
Homeowner Rehab	REHABILITATION	6600	10917 New Salem Ct , San Diego CA, 92126	Completed	03/18/14	1	1	09/25/13	\$16,603.00	\$16,603.00	100.00%
Homeowner Rehab	REHABILITATION	6693	8032 Beaver Lake Dr , San Diego CA, 92119	Open	05/29/14	0	0	04/25/14	\$20,441.00	\$970.00	4.75%
Homeowner Rehab	REHABILITATION	6705	5533 Roswell St , San Diego CA, 92114	Open	05/23/14	0	0	05/23/14	\$20,000.00	\$0.00	0.00%
Homeowner Rehab	REHABILITATION	6714	1635 Bancroft St , San Diego CA, 92102	Open	06/26/14	0	0	06/16/14	\$20,000.00	\$15,910.00	79.55%
Homeowner Rehab	REHABILITATION	6718	835 S 38th St , San Diego CA, 92113	Open	06/23/14	0	0	06/23/14	\$20,000.00	\$0.00	0.00%
Homeowner Rehab	REHABILITATION	6728	7311 Jamacha Rd , San Diego CA, 92114	Open	07/16/14	0	0	07/16/14	\$9,730.00	\$0.00	0.00%
Homeowner Rehab	REHABILITATION	6729	3122 L St , San Diego CA, 92102	Open	07/16/14	0	0	07/16/14	\$20,000.00	\$0.00	0.00%
Homeowner Rehab	REHABILITATION	6760	2977 Morningside St , San Diego CA, 92139	Open	08/26/14	0	0	08/26/14	\$20,000.00	\$0.00	0.00%
Tenant-Based Rental Assistance (TBRA)	TENANT-BASED RENTAL ASSISTANCE	6356	, ,	Completed	05/21/14	0	46	08/20/12	\$523,674.00	\$523,674.00	100.00%



U.S. Department of Housing and Urban Development
 Office of Community Planning and Development
 Integrated Disbursement and Information System
 CDBG Summary of Accomplishments
 Program Year: 2013

DATE: 09-17-14
 TIME: 15:40
 PAGE: 1

SAN DIEGO

Count of CDBG Activities with Disbursements by Activity Group & Matrix Code

Activity Group	Activity Category	Underway Count	Underway Activities Disbursed	Completed Count	Completed Activities Disbursed	Program Year Count	Total Activities Disbursed
Acquisition	Acquisition of Real Property (01)	1	\$0.00	0	\$0.00	1	\$0.00
	Total Acquisition	1	\$0.00	0	\$0.00	1	\$0.00
Economic Development	Micro-Enterprise Assistance (18C)	0	\$0.00	9	\$382,420.60	9	\$382,420.60
	Total Economic Development	0	\$0.00	9	\$382,420.60	9	\$382,420.60
Housing	Direct Homeownership Assistance (13)	1	\$191,875.06	2	\$249,214.41	3	\$441,089.47
	Rehab; Single-Unit Residential (14A)	4	\$526,998.65	6	\$968,680.15	10	\$1,495,678.80
	Rehab; Multi-Unit Residential (14B)	3	\$66,493.14	5	\$427,597.84	8	\$494,090.98
	Code Enforcement (15)	1	\$104,071.39	1	\$89,540.44	2	\$193,611.83
	Total Housing	9	\$889,438.24	14	\$1,735,032.84	23	\$2,624,471.08
Public Facilities and Improvements	Public Facilities and Improvement (General) (03)	4	\$553,968.22	0	\$0.00	4	\$553,968.22
	Senior Centers (03A)	0	\$0.00	1	\$329,953.00	1	\$329,953.00
	Homeless Facilities (not operating costs) (03C)	3	\$1,620.30	0	\$0.00	3	\$1,620.30
	Youth Centers (03D)	0	\$0.00	3	\$501,990.06	3	\$501,990.06
	Neighborhood Facilities (03E)	1	\$100,001.00	5	\$1,940,850.61	6	\$2,040,851.61
	Parks, Recreational Facilities (03F)	1	\$0.00	1	\$960.50	2	\$960.50
	Street Improvements (03K)	1	\$0.00	1	\$57,219.59	2	\$57,219.59
	Health Facilities (03P)	2	\$190,209.55	2	\$1,060,036.66	4	\$1,250,246.21
	Non-Residential Historic Preservation (16B)	1	\$443,594.26	0	\$0.00	1	\$443,594.26
	Total Public Facilities and Improvements	13	\$1,289,393.33	13	\$3,891,010.42	26	\$5,180,403.75
	Public Services	Operating Costs of Homeless/AIDS Patients Programs (03T)	1	\$535,243.12	7	\$947,772.65	8
Public Services (General) (05)		0	\$0.00	4	\$74,825.78	4	\$74,825.78
Senior Services (05A)		0	\$0.00	4	\$239,315.28	4	\$239,315.28
Battered and Abused Spouses (05G)		0	\$0.00	3	\$223,180.79	3	\$223,180.79
Employment Training (05H)		0	\$0.00	2	\$219,945.00	2	\$219,945.00
Total Public Services		1	\$535,243.12	20	\$1,705,039.50	21	\$2,240,282.62
General Administration and Planning	General Program Administration (21A)	1	\$2,033,166.43	0	\$0.00	1	\$2,033,166.43
	Fair Housing Activities (subject to 20% Admin Cap) (21D)	1	\$199,590.56	2	\$163,851.35	3	\$363,441.91



U.S. Department of Housing and Urban Development
 Office of Community Planning and Development
 Integrated Disbursement and Information System
 CDBG Summary of Accomplishments
 Program Year: 2013

DATE: 09-17-14
 TIME: 15:40
 PAGE: 2

SAN DIEGO

Activity Group	Activity Category	Underway Count	Underway Activities Disbursed	Completed Count	Completed Activities Disbursed	Program Year Count	Total Activities Disbursed
General Administration and Planning	Total General Administration and Planning	2	\$2,232,756.99	2	\$163,851.35	4	\$2,396,608.34
Other	CDBG Non-profit Organization Capacity Building (19C)	0	\$0.00	1	\$74,441.15	1	\$74,441.15
	Total Other	0	\$0.00	1	\$74,441.15	1	\$74,441.15
Repayment of Section 108 Loans	Unplanned Repayment of Section 108 Loan Principal (19G)	2	\$0.00	0	\$0.00	2	\$0.00
	Total Repayment of Section 108 Loans	2	\$0.00	0	\$0.00	2	\$0.00
Grand Total		28	\$4,946,831.68	59	\$7,951,795.86	87	\$12,898,627.54



SAN DIEGO

CDBG Sum of Actual Accomplishments by Activity Group and Accomplishment Type

Activity Group	Matrix Code	Accomplishment Type	Open Count	Completed Count	Program Year Totals
Acquisition	Acquisition of Real Property (01)	Public Facilities	0	0	0
	Total Acquisition		0	0	0
Economic Development	Micro-Enterprise Assistance (18C)	Business	0	510	510
	Total Economic Development		0	510	510
Housing	Direct Homeownership Assistance (13)	Households	31	133	164
	Rehab; Single-Unit Residential (14A)	Housing Units	147	410	557
	Rehab; Multi-Unit Residential (14B)	Housing Units	12	161	173
	Code Enforcement (15)	Housing Units	2,764	101,664	104,428
	Total Housing		2,954	102,368	105,322
Public Facilities and Improvements	Public Facilities and Improvement (General) (03)	Public Facilities	7,632	0	7,632
	Senior Centers (03A)	Public Facilities	0	133	133
	Homeless Facilities (not operating costs) (03C)	Public Facilities	0	0	0
	Youth Centers (03D)	Public Facilities	0	1,147	1,147
	Neighborhood Facilities (03E)	Public Facilities	9,710	120,401	130,111
	Parks, Recreational Facilities (03F)	Public Facilities	4,130	2,492	6,622
	Street Improvements (03K)	Persons	0	31,296	31,296
	Health Facilities (03P)	Public Facilities	0	292	292
	Non-Residential Historic Preservation (16B)	Organizations	0	0	0
	Total Public Facilities and Improvements		21,472	155,761	177,233
Public Services	Operating Costs of Homeless/AIDS Patients Programs (03T)	Persons	2,502	5,181	7,683
	Public Services (General) (05)	Persons	0	3,066	3,066
	Senior Services (05A)	Persons	0	4,598	4,598
	Battered and Abused Spouses (05G)	Persons	0	927	927
	Employment Training (05H)	Persons	0	255	255
Total Public Services		2,502	14,027	16,529	
Other	CDBG Non-profit Organization Capacity Building (19C)	Organizations	0	9,430	9,430
	Total Other		0	9,430	9,430
Grand Total			26,928	282,096	309,024



SAN DIEGO

CDBG Beneficiaries by Racial / Ethnic Category

Housing-Non Housing	Race	Total Persons	Total Hispanic		Total Hispanic Households
			Persons	Total Households	
Housing	White	0	0	453	259
	Black/African American	0	0	178	3
	Asian	0	0	53	1
	American Indian/Alaskan Native	0	0	1	1
	Native Hawaiian/Other Pacific Islander	0	0	3	0
	American Indian/Alaskan Native & White	0	0	2	1
	Asian & White	0	0	1	0
	Black/African American & White	0	0	7	1
	Amer. Indian/Alaskan Native & Black/African Amer.	0	0	7	0
	Other multi-racial	0	0	189	172
	Total Housing		0	0	894
Non Housing	White	12,459	4,268	0	0
	Black/African American	3,610	87	0	0
	Asian	3,056	23	0	0
	American Indian/Alaskan Native	209	52	0	0
	Native Hawaiian/Other Pacific Islander	989	24	0	0
	American Indian/Alaskan Native & White	51	15	0	0
	Asian & White	228	1	0	0
	Black/African American & White	64	7	0	0
	Amer. Indian/Alaskan Native & Black/African Amer.	36	15	0	0
	Other multi-racial	1,899	1,191	0	0
	Total Non Housing	22,601	5,683	0	0
Grand Total	White	12,459	4,268	453	259
	Black/African American	3,610	87	178	3
	Asian	3,056	23	53	1
	American Indian/Alaskan Native	209	52	1	1
	Native Hawaiian/Other Pacific Islander	989	24	3	0
	American Indian/Alaskan Native & White	51	15	2	1
	Asian & White	228	1	1	0
Black/African American & White	64	7	7	1	



U.S. Department of Housing and Urban Development
Office of Community Planning and Development
Integrated Disbursement and Information System
CDBG Summary of Accomplishments
Program Year: 2013

DATE: 09-17-14
TIME: 15:40
PAGE: 5

SAN DIEGO

Housing-Non Housing	Race	Total Hispanic		Total Hispanic Households	
		Total Persons	Total Households		
Grand Total	Amer. Indian/Alaskan Native & Black/African Amer.	36	15	7	0
	Other multi-racial	1,899	1,191	189	172
	Total Grand Total	22,601	5,683	894	438



SAN DIEGO

CDBG Beneficiaries by Income Category

	Income Levels	Owner Occupied	Renter Occupied	Persons
Housing	Extremely Low (<=30%)	90	125	0
	Low (>30% and <=50%)	160	57	0
	Mod (>50% and <=80%)	94	5	0
	Total Low-Mod	344	187	0
	Non Low-Mod (>80%)	0	0	0
	Total Beneficiaries	344	187	0
Non Housing	Extremely Low (<=30%)	0	0	12,109
	Low (>30% and <=50%)	0	0	3,704
	Mod (>50% and <=80%)	0	0	566
	Total Low-Mod	0	0	16,379
	Non Low-Mod (>80%)	0	0	589
	Total Beneficiaries	0	0	16,968



SAN DIEGO

Home Disbursements and Unit Completions

Activity Type	Disbursed Amount	Units Completed	Units Occupied
Rentals	\$619,452.59	70	70
First Time Homebuyers	\$5,201,655.97	165	165
Existing Homeowners	\$111,947.00	13	13
Total, Rentals and TBRA	\$619,452.59	70	70
Total, Homebuyers and Homeowners	\$5,313,602.97	178	178
Grand Total	\$5,933,055.56	248	248

Home Unit Completions by Percent of Area Median Income

Activity Type						Units Completed	
	0% - 30%	31% - 50%	51% - 60%	61% - 80%	Total 0% - 60%	Total 0% - 80%	
Rentals	0	70	0	0	70	70	
First Time Homebuyers	2	20	40	103	62	165	
Existing Homeowners	3	7	2	1	12	13	
Total, Rentals and TBRA	0	70	0	0	70	70	
Total, Homebuyers and Homeowners	5	27	42	104	74	178	
Grand Total	5	97	42	104	144	248	

Home Unit Reported As Vacant

Activity Type	Reported as Vacant
Rentals	0
First Time Homebuyers	0
Existing Homeowners	0
Total, Rentals and TBRA	0
Total, Homebuyers and Homeowners	0
Grand Total	0



SAN DIEGO

Home Unit Completions by Racial / Ethnic Category

	Rentals		First Time Homebuyers		Existing Homeowners	
	Units Completed	Units Completed - Hispanics	Units Completed	Units Completed - Hispanics	Units Completed	Units Completed - Hispanics
White	36	8	133	101	9	3
Black/African American	29	1	9	0	2	0
Asian	0	0	22	0	2	0
American Indian/Alaskan Native	1	0	0	0	0	0
Other multi-racial	4	3	1	0	0	0
Total	70	12	165	101	13	3

	Total, Rentals and TBRA		Total, Homebuyers and Homeowners		Grand Total	
	Units Completed	Units Completed - Hispanics	Units Completed	Units Completed - Hispanics	Units Completed	Units Completed - Hispanics
White	36	8	142	104	178	112
Black/African American	29	1	11	0	40	1
Asian	0	0	24	0	24	0
American Indian/Alaskan Native	1	0	0	0	1	0
Other multi-racial	4	3	1	0	5	3
Total	70	12	178	104	248	116

**CITY OF SAN DIEGO
FY 2014 PR26 REPORT FOOTNOTES**

Part I: Summary of CDBG Resources

	Amount Entered	Justification	Calculations
Line 01	7,403,393.20	Adjustment amount necessary to match Available to Draw Total of the PR01 Report.	PR01 Available to Draw 10,000,569.87

PR26 Orginal Amount	<u>2,597,176.67</u>
Adjustment Amount	7,403,393.20

Part IV: Public Services (PS) Cap Calculations

	Amount Entered	Justification
Line 28	14,756.88	From PR03 Calculation
Line 34	3,842,200.00	FY13 Redev Repayment

Part V: Planning and Administration (PA) Cap

	Amount Entered	Justification		
Line 38	827,892.59	From PR03 Calculation		
Line 40	163,644.93	From FY12 revision of expenditures	FY12 Exp	7,969.83
Line 44	4,051,375.01	FY14 PI \$74,475.01 + FY14 Redev Repayment \$3,976,900	FY13 Exp	155,881.52
			FY12 Exp Revision	<u>-206.42</u>
				163,644.93



PART I: SUMMARY OF CDBG RESOURCES

01 UNEXPENDED CDBG FUNDS AT END OF PREVIOUS PROGRAM YEAR	7,403,393.20
02 ENTITLEMENT GRANT	11,327,381.00
03 SURPLUS URBAN RENEWAL	0.00
04 SECTION 108 GUARANTEED LOAN FUNDS	0.00
05 CURRENT YEAR PROGRAM INCOME	0.00
05a CURRENT YEAR SECTION 108 PROGRAM INCOME (FOR SI TYPE)	0.00
06 RETURNS	4,093,948.20
07 ADJUSTMENT TO COMPUTE TOTAL AVAILABLE	74,475.01
08 TOTAL AVAILABLE (SUM, LINES 01-07)	22,899,197.41

PART II: SUMMARY OF CDBG EXPENDITURES

09 DISBURSEMENTS OTHER THAN SECTION 108 REPAYMENTS AND PLANNING/ADMINISTRATION	10,502,019.20
10 ADJUSTMENT TO COMPUTE TOTAL AMOUNT SUBJECT TO LOW/MOD BENEFIT	0.00
11 AMOUNT SUBJECT TO LOW/MOD BENEFIT (LINE 09 + LINE 10)	10,502,019.20
12 DISBURSED IN IDIS FOR PLANNING/ADMINISTRATION	2,396,608.34
13 DISBURSED IN IDIS FOR SECTION 108 REPAYMENTS	0.00
14 ADJUSTMENT TO COMPUTE TOTAL EXPENDITURES	0.00
15 TOTAL EXPENDITURES (SUM, LINES 11-14)	12,898,627.54
16 UNEXPENDED BALANCE (LINE 08 - LINE 15)	10,000,569.87

PART III: LOWMOD BENEFIT THIS REPORTING PERIOD

17 EXPENDED FOR LOW/MOD HOUSING IN SPECIAL AREAS	0.00
18 EXPENDED FOR LOW/MOD MULTI-UNIT HOUSING	0.00
19 DISBURSED FOR OTHER LOW/MOD ACTIVITIES	10,007,928.22
20 ADJUSTMENT TO COMPUTE TOTAL LOW/MOD CREDIT	0.00
21 TOTAL LOW/MOD CREDIT (SUM, LINES 17-20)	10,007,928.22
22 PERCENT LOW/MOD CREDIT (LINE 21/LINE 11)	95.30%

LOW/MOD BENEFIT FOR MULTI-YEAR CERTIFICATIONS

23 PROGRAM YEARS(PY) COVERED IN CERTIFICATION	PY: PY: PY:
24 CUMULATIVE NET EXPENDITURES SUBJECT TO LOW/MOD BENEFIT CALCULATION	0.00
25 CUMULATIVE EXPENDITURES BENEFITING LOW/MOD PERSONS	0.00
26 PERCENT BENEFIT TO LOW/MOD PERSONS (LINE 25/LINE 24)	0.00%

PART IV: PUBLIC SERVICE (PS) CAP CALCULATIONS

27 DISBURSED IN IDIS FOR PUBLIC SERVICES	2,240,282.62
28 PS UNLIQUIDATED OBLIGATIONS AT END OF CURRENT PROGRAM YEAR	14,756.88
29 PS UNLIQUIDATED OBLIGATIONS AT END OF PREVIOUS PROGRAM YEAR	0.00
30 ADJUSTMENT TO COMPUTE TOTAL PS OBLIGATIONS	0.00
31 TOTAL PS OBLIGATIONS (LINE 27 + LINE 28 - LINE 29 + LINE 30)	2,255,039.50
32 ENTITLEMENT GRANT	11,327,381.00
33 PRIOR YEAR PROGRAM INCOME	271,987.11
34 ADJUSTMENT TO COMPUTE TOTAL SUBJECT TO PS CAP	3,842,200.00
35 TOTAL SUBJECT TO PS CAP (SUM, LINES 32-34)	15,441,568.11
36 PERCENT FUNDS OBLIGATED FOR PS ACTIVITIES (LINE 31/LINE 35)	14.60%

PART V: PLANNING AND ADMINISTRATION (PA) CAP

37 DISBURSED IN IDIS FOR PLANNING/ADMINISTRATION	2,396,608.34
38 PA UNLIQUIDATED OBLIGATIONS AT END OF CURRENT PROGRAM YEAR	827,892.59
39 PA UNLIQUIDATED OBLIGATIONS AT END OF PREVIOUS PROGRAM YEAR	163,851.35
40 ADJUSTMENT TO COMPUTE TOTAL PA OBLIGATIONS	206.42
41 TOTAL PA OBLIGATIONS (LINE 37 + LINE 38 - LINE 39 +LINE 40)	3,060,856.00
42 ENTITLEMENT GRANT	11,327,381.00
43 CURRENT YEAR PROGRAM INCOME	0.00
44 ADJUSTMENT TO COMPUTE TOTAL SUBJECT TO PA CAP	4,051,375.01
45 TOTAL SUBJECT TO PA CAP (SUM, LINES 42-44)	15,378,756.01
46 PERCENT FUNDS OBLIGATED FOR PA ACTIVITIES (LINE 41/LINE 45)	19.90%



Office of Community Planning and Development
 U.S. Department of Housing and Urban Development
 Integrated Disbursement and Information System
 PR26 - CDBG Financial Summary Report
 Program Year 2013
 SAN DIEGO , CA

DATE: 09-17-14
 TIME: 17:08
 PAGE: 2

LINE 17 DETAIL: ACTIVITIES TO CONSIDER IN DETERMINING THE AMOUNT TO ENTER ON LINE 17

Report returned no data.

LINE 18 DETAIL: ACTIVITIES TO CONSIDER IN DETERMINING THE AMOUNT TO ENTER ON LINE 18

Plan Year	IDIS Project	IDIS Activity	Activity Name	Matrix Code	National Objective	Drawn Amount
2012	4	6287	CITY HTS CDC-SYCAMORE-13	14B	LMH	\$290,196.84
2012	4	6291	TOWNSPEOPLE-SOLAR POWER-13	14B	LMH	\$137,401.00
2013	4	6537	CMTY HSING WORKS-LS SERENAS-14	14B	LMH	\$2,750.00
2013	4	6751	CITY SD-ES-SAFE & HLTHY HMS-14	14B	LMH	\$63,743.14
Total						\$494,090.98

LINE 19 DETAIL: ACTIVITIES INCLUDED IN THE COMPUTATION OF LINE 19

Plan Year	IDIS Project	IDIS Activity	Voucher Number	Activity Name	Matrix Code	National Objective	Drawn Amount
2008	2	5437	5620515	STOCKTON LIGHTS	03K	LMA	\$56,822.65
2008	2	5437	5627373	STOCKTON LIGHTS	03K	LMA	\$99.52
2008	2	5437	5639150	STOCKTON LIGHTS	03K	LMA	\$282.36
2008	2	5437	5659006	STOCKTON LIGHTS	03K	LMA	\$15.06
2011	2	6125	5614013	CITY SD-AZTEC RATHSKELLER-12	03	LMA	\$46,165.00
2011	2	6125	5627373	CITY SD-AZTEC RATHSKELLER-12	03	LMA	\$525.00
2011	2	6125	5639150	CITY SD-AZTEC RATHSKELLER-12	03	LMA	\$525.00
2011	2	6125	5645731	CITY SD-AZTEC RATHSKELLER-12	03	LMA	\$3,595.00
2011	2	6125	5659006	CITY SD-AZTEC RATHSKELLER-12	03	LMA	\$8,095.00
2011	2	6125	5699573	CITY SD-AZTEC RATHSKELLER-12	03	LMA	\$2,100.00
2011	2	6125	5714501	CITY SD-AZTEC RATHSKELLER-12	03	LMA	\$525.00
2011	2	6125	5727917	CITY SD-AZTEC RATHSKELLER-12	03	LMA	\$1,050.00
2011	2	6254	5614013	Azalea FY03-07 to FY12	03F	LMA	\$400.71
2011	2	6254	5620515	Azalea FY03-07 to FY12	03F	LMA	\$559.79
2012	2	6268	5614013	CASA FAMILIAR-SOC SVC CTR-13	03E	LMA	\$54,362.13
2012	2	6268	5620515	CASA FAMILIAR-SOC SVC CTR-13	03E	LMA	\$54,000.00
2012	2	6268	5627373	CASA FAMILIAR-SOC SVC CTR-13	03E	LMA	\$20,600.73
2012	2	6268	5645731	CASA FAMILIAR-SOC SVC CTR-13	03E	LMA	\$10,638.00
2012	2	6269	5614013	CITY SD-PR-GOMPERS-13	03E	LMA	\$80,445.00
2012	2	6269	5620515	CITY SD-PR-GOMPERS-13	03E	LMA	\$12,274.00
2012	2	6269	5670715	CITY SD-PR-GOMPERS-13	03E	LMA	\$7,282.00
2012	2	6271	5620515	CITY SD-PR-MEMORIAL POOL-13	03E	LMA	\$126,665.63
2012	2	6271	5627373	CITY SD-PR-MEMORIAL POOL-13	03E	LMA	\$51,146.91
2012	2	6271	5639150	CITY SD-PR-MEMORIAL POOL-13	03E	LMA	\$92,896.38
2012	2	6271	5645731	CITY SD-PR-MEMORIAL POOL-13	03E	LMA	\$212,048.33
2012	2	6271	5659006	CITY SD-PR-MEMORIAL POOL-13	03E	LMA	\$6,170.03
2012	2	6271	5664790	CITY SD-PR-MEMORIAL POOL-13	03E	LMA	\$57,900.74
2012	2	6271	5670715	CITY SD-PR-MEMORIAL POOL-13	03E	LMA	\$132,271.43
2012	2	6271	5673765	CITY SD-PR-MEMORIAL POOL-13	03E	LMA	\$64,727.92
2012	2	6271	5679327	CITY SD-PR-MEMORIAL POOL-13	03E	LMA	\$210,582.21
2012	2	6271	5690308	CITY SD-PR-MEMORIAL POOL-13	03E	LMA	\$113,628.82
2012	2	6271	5699573	CITY SD-PR-MEMORIAL POOL-13	03E	LMA	\$35,275.34
2012	2	6271	5714501	CITY SD-PR-MEMORIAL POOL-13	03E	LMA	\$171,801.26
2012	2	6271	5722700	CITY SD-PR-MEMORIAL POOL-13	03E	LMA	\$385,885.00
2012	2	6275	5620515	SD CTR FOR CHILD-CAMPUS-13	03D	LMC	\$26,500.00
2012	2	6275	5627373	SD CTR FOR CHILD-CAMPUS-13	03D	LMC	\$30,034.14
2012	2	6275	5639150	SD CTR FOR CHILD-CAMPUS-13	03D	LMC	\$98,176.92
2012	2	6275	5699573	SD CTR FOR CHILD-CAMPUS-13	03D	LMC	\$34,035.00
2012	2	6276	5627373	SAN YSIDRO HLTH CTR-DENTAL-13	03P	LMC	\$104,369.00
2012	2	6276	5639150	SAN YSIDRO HLTH CTR-DENTAL-13	03P	LMC	\$362,651.57
2012	2	6276	5645731	SAN YSIDRO HLTH CTR-DENTAL-13	03P	LMC	\$211.43



Office of Community Planning and Development
 U.S. Department of Housing and Urban Development
 Integrated Disbursement and Information System
 PR26 - CDBG Financial Summary Report
 Program Year 2013
 SAN DIEGO , CA

DATE: 09-17-14
 TIME: 17:08
 PAGE: 3

Plan Year	IDIS Project	IDIS Activity	Voucher Number	Activity Name	Matrix Code	National Objective	Drawn Amount
2012	2	6276	5649835	SAN YSIDRO HLTH CTR-DENTAL-13	03P	LMC	\$314,691.66
2012	2	6276	5673765	SAN YSIDRO HLTH CTR-DENTAL-13	03P	LMC	\$278,113.00
2012	2	6277	5614013	UPAC-SEISMIC-13	03E	LMC	\$11,740.00
2012	2	6277	5620515	UPAC-SEISMIC-13	03E	LMC	\$54,123.00
2012	2	6277	5627373	UPAC-SEISMIC-13	03E	LMC	\$20,000.45
2012	2	6277	5664790	UPAC-SEISMIC-13	03E	LMC	\$21,722.10
2012	2	6277	5670715	UPAC-SEISMIC-13	03E	LMC	\$11,950.20
2012	2	6277	5714501	UPAC-SEISMIC-13	03E	LMC	\$20,714.00
2012	2	6278	5614013	URBAN CORPS-CAMPUS-13	03D	LMC	\$173,649.00
2012	2	6278	5627373	URBAN CORPS-CAMPUS-13	03D	LMC	\$85,458.00
2012	2	6278	5639150	URBAN CORPS-CAMPUS-13	03D	LMC	\$18,918.00
2012	2	6278	5659006	URBAN CORPS-CAMPUS-13	03D	LMC	\$35,219.00
2012	4	6286	5614013	CITY HTS CDC-NEIGH REHAB-13	14A	LMH	\$82,271.06
2012	4	6286	5627373	CITY HTS CDC-NEIGH REHAB-13	14A	LMH	\$93,309.05
2012	4	6286	5639150	CITY HTS CDC-NEIGH REHAB-13	14A	LMH	\$133,051.11
2012	4	6286	5653703	CITY HTS CDC-NEIGH REHAB-13	14A	LMH	\$138,102.67
2012	4	6286	5664790	CITY HTS CDC-NEIGH REHAB-13	14A	LMH	\$6,488.53
2012	4	6288	5620515	CITY SD-ES-SAFE & HLTHY HMS-13	14A	LMH	\$122,222.73
2012	4	6289	5614013	GRID ALTERNATIVES-SD SOLAR-13	14A	LMH	\$52,700.00
2012	4	6290	5620515	ST PAUL S SEN HOMES & SER-13	03A	LMC	\$32,690.00
2012	4	6290	5627373	ST PAUL S SEN HOMES & SER-13	03A	LMC	\$180,459.63
2012	4	6290	5690308	ST PAUL S SEN HOMES & SER-13	03A	LMC	\$116,803.37
2012	7	6305	5620515	CITY SD-ES-LEAD SAFETY ENF-13	15	LMA	\$89,364.04
2012	7	6305	5639150	CITY SD-ES-LEAD SAFETY ENF-13	15	LMA	\$176.40
2013	2	6521	5690308	CITY SD-PR-VILLA MONT-14	16B	LMC	\$44,555.78
2013	2	6521	5699573	CITY SD-PR-VILLA MONT-14	16B	LMC	\$60,622.43
2013	2	6521	5714501	CITY SD-PR-VILLA MONT-14	16B	LMC	\$235,704.28
2013	2	6521	5722700	CITY SD-PR-VILLA MONT-14	16B	LMC	\$102,711.77
2013	2	6524	5714501	SD FOOD BANK-WAREHOUSE-14	03	LMC	\$148,746.60
2013	2	6524	5722700	SD FOOD BANK-WAREHOUSE-14	03	LMC	\$193,641.62
2013	2	6524	5727917	SD FOOD BANK-WAREHOUSE-14	03	LMC	\$149,000.00
2013	2	6525	5679327	LA MAESTRA-HEART OF CMTY-14	03P	LMC	\$14,950.00
2013	2	6525	5690308	LA MAESTRA-HEART OF CMTY-14	03P	LMC	\$13,986.70
2013	2	6525	5714501	LA MAESTRA-HEART OF CMTY-14	03P	LMC	\$161,272.85
2013	2	6531	5714501	YWCA-SECURITY & SURV-14	03C	LMC	\$1,620.30
2013	3	6532	5620515	ACCESS-MICROENTERPRISE-14	18C	LMCMC	\$8,759.48
2013	3	6532	5639150	ACCESS-MICROENTERPRISE-14	18C	LMCMC	\$8,593.30
2013	3	6532	5649835	ACCESS-MICROENTERPRISE-14	18C	LMCMC	\$4,116.30
2013	3	6532	5659006	ACCESS-MICROENTERPRISE-14	18C	LMCMC	\$4,175.26
2013	3	6532	5670715	ACCESS-MICROENTERPRISE-14	18C	LMCMC	\$4,181.19
2013	3	6532	5673765	ACCESS-MICROENTERPRISE-14	18C	LMCMC	\$3,224.25
2013	3	6532	5690308	ACCESS-MICROENTERPRISE-14	18C	LMCMC	\$3,992.15
2013	3	6532	5699573	ACCESS-MICROENTERPRISE-14	18C	LMCMC	\$4,655.84
2013	3	6532	5714501	ACCESS-MICROENTERPRISE-14	18C	LMCMC	\$3,983.71
2013	3	6532	5722700	ACCESS-MICROENTERPRISE-14	18C	LMCMC	\$4,062.75
2013	3	6533	5620515	ACCION-MICROLENDING DEV-14	18C	LMCMC	\$18,006.00
2013	3	6533	5639150	ACCION-MICROLENDING DEV-14	18C	LMCMC	\$41,962.47
2013	3	6533	5653703	ACCION-MICROLENDING DEV-14	18C	LMCMC	\$23,158.99
2013	3	6533	5659006	ACCION-MICROLENDING DEV-14	18C	LMCMC	\$15,648.35
2013	3	6533	5670715	ACCION-MICROLENDING DEV-14	18C	LMCMC	\$16,468.64
2013	3	6533	5714501	ACCION-MICROLENDING DEV-14	18C	LMCMC	\$73,036.27
2013	3	6533	5722700	ACCION-MICROLENDING DEV-14	18C	LMCMC	\$2,352.62
2013	3	6533	5727917	ACCION-MICROLENDING DEV-14	18C	LMCMC	\$13,958.33
2013	3	6535	5639150	UPAC-ECON DEV-14	18C	LMCMC	\$37,204.23
2013	3	6535	5645731	UPAC-ECON DEV-14	18C	LMCMC	\$6,918.37
2013	3	6535	5649835	UPAC-ECON DEV-14	18C	LMCMC	\$4,588.42
2013	3	6535	5670715	UPAC-ECON DEV-14	18C	LMCMC	\$19,120.13



Office of Community Planning and Development
 U.S. Department of Housing and Urban Development
 Integrated Disbursement and Information System
 PR26 - CDBG Financial Summary Report
 Program Year 2013
 SAN DIEGO , CA

DATE: 09-17-14
 TIME: 17:08
 PAGE: 4

Plan Year	IDIS Project	IDIS Activity	Voucher Number	Activity Name	Matrix Code	National Objective	Drawn Amount
2013	3	6535	5679327	UPAC-ECON DEV-14	18C	LMCMC	\$10,917.62
2013	3	6535	5690308	UPAC-ECON DEV-14	18C	LMCMC	\$10,719.97
2013	3	6535	5699573	UPAC-ECON DEV-14	18C	LMCMC	\$10,870.40
2013	3	6535	5714501	UPAC-ECON DEV-14	18C	LMCMC	\$10,774.99
2013	3	6535	5727917	UPAC-ECON DEV-14	18C	LMCMC	\$16,970.57
2013	4	6536	5639150	CITY SD-ES-SAFE & HLTHY HMS-14	14A	LMH	\$12,508.20
2013	4	6536	5645731	CITY SD-ES-SAFE & HLTHY HMS-14	14A	LMH	\$17,564.95
2013	4	6536	5659006	CITY SD-ES-SAFE & HLTHY HMS-14	14A	LMH	\$32,709.42
2013	4	6536	5664790	CITY SD-ES-SAFE & HLTHY HMS-14	14A	LMH	\$20,834.66
2013	4	6536	5670715	CITY SD-ES-SAFE & HLTHY HMS-14	14A	LMH	\$12,361.47
2013	4	6536	5673765	CITY SD-ES-SAFE & HLTHY HMS-14	14A	LMH	\$17,535.11
2013	4	6536	5679327	CITY SD-ES-SAFE & HLTHY HMS-14	14A	LMH	\$26,505.61
2013	4	6536	5690308	CITY SD-ES-SAFE & HLTHY HMS-14	14A	LMH	\$41,713.79
2013	4	6536	5699573	CITY SD-ES-SAFE & HLTHY HMS-14	14A	LMH	\$9,533.47
2013	4	6536	5714501	CITY SD-ES-SAFE & HLTHY HMS-14	14A	LMH	\$25,169.46
2013	4	6536	5722700	CITY SD-ES-SAFE & HLTHY HMS-14	14A	LMH	\$7,897.21
2013	4	6536	5727917	CITY SD-ES-SAFE & HLTHY HMS-14	14A	LMH	\$4,424.20
2013	4	6538	5639150	GRID ALTERNATIVES-SD SOLAR-14	14A	LMH	\$19,200.00
2013	4	6538	5645731	GRID ALTERNATIVES-SD SOLAR-14	14A	LMH	\$35,200.00
2013	4	6538	5659006	GRID ALTERNATIVES-SD SOLAR-14	14A	LMH	\$19,200.00
2013	4	6538	5670715	GRID ALTERNATIVES-SD SOLAR-14	14A	LMH	\$28,800.00
2013	4	6538	5679327	GRID ALTERNATIVES-SD SOLAR-14	14A	LMH	\$3,200.00
2013	4	6538	5690308	GRID ALTERNATIVES-SD SOLAR-14	14A	LMH	\$16,000.00
2013	4	6538	5699573	GRID ALTERNATIVES-SD SOLAR-14	14A	LMH	\$25,600.00
2013	4	6538	5714501	GRID ALTERNATIVES-SD SOLAR-14	14A	LMH	\$3,200.00
2013	4	6538	5727917	GRID ALTERNATIVES-SD SOLAR-14	14A	LMH	\$41,600.00
2013	4	6539	5659006	REBUILDING TOGETHER SD-ROOF-14	14A	LMH	\$17,324.00
2013	4	6539	5673765	REBUILDING TOGETHER SD-ROOF-14	14A	LMH	\$31,006.00
2013	4	6539	5690308	REBUILDING TOGETHER SD-ROOF-14	14A	LMH	\$36,824.00
2013	4	6539	5699573	REBUILDING TOGETHER SD-ROOF-14	14A	LMH	\$20,810.00
2013	4	6539	5714501	REBUILDING TOGETHER SD-ROOF-14	14A	LMH	\$42,571.00
2013	4	6541	5659006	URBAN CORPS-WEER-14	14A	LMH	\$8,821.97
2013	4	6541	5673765	URBAN CORPS-WEER-14	14A	LMH	\$22,205.74
2013	4	6541	5679327	URBAN CORPS-WEER-14	14A	LMH	\$37,541.88
2013	4	6541	5690308	URBAN CORPS-WEER-14	14A	LMH	\$13,823.98
2013	4	6541	5699573	URBAN CORPS-WEER-14	14A	LMH	\$41,967.78
2013	4	6541	5714501	URBAN CORPS-WEER-14	14A	LMH	\$23,718.46
2013	4	6541	5722700	URBAN CORPS-WEER-14	14A	LMH	\$11,046.34
2013	4	6541	5727917	URBAN CORPS-WEER-14	14A	LMH	\$16,976.83
2013	4	6633	5714501	City Hts CDC-Neigh Rehab-14	14A	LMH	\$9,559.44
2013	4	6633	5722700	City Hts CDC-Neigh Rehab-14	14A	LMH	\$65,812.10
2013	4	6633	5727917	City Hts CDC-Neigh Rehab-14	14A	LMH	\$39,095.26
2013	4	6634	5722700	Rebuilding Together-RTSD-14	14A	LMH	\$1,898.00
2013	4	6634	5727917	Rebuilding Together-RTSD-14	14A	LMH	\$5,773.32
2013	5	6542	5620515	CMTY HSING WORKS-HMWNRSHP-14	13	LMH	\$21,305.88
2013	5	6542	5639150	CMTY HSING WORKS-HMWNRSHP-14	13	LMH	\$57,757.78
2013	5	6542	5649835	CMTY HSING WORKS-HMWNRSHP-14	13	LMH	\$28,675.10
2013	5	6542	5659006	CMTY HSING WORKS-HMWNRSHP-14	13	LMH	\$19,629.54
2013	5	6542	5670715	CMTY HSING WORKS-HMWNRSHP-14	13	LMH	\$19,635.41
2013	5	6542	5679327	CMTY HSING WORKS-HMWNRSHP-14	13	LMH	\$19,490.96
2013	5	6542	5690308	CMTY HSING WORKS-HMWNRSHP-14	13	LMH	\$19,226.92
2013	5	6542	5699573	CMTY HSING WORKS-HMWNRSHP-14	13	LMH	\$18,484.49
2013	5	6542	5714501	CMTY HSING WORKS-HMWNRSHP-14	13	LMH	\$26,304.95
2013	5	6542	5722700	CMTY HSING WORKS-HMWNRSHP-14	13	LMH	\$18,703.38
2013	5	6543	5659006	SD HSG COMM-HMWNRSHP-14	13	LMH	\$64,126.65
2013	5	6543	5679327	SD HSG COMM-HMWNRSHP-14	13	LMH	\$59,246.17
2013	5	6543	5699573	SD HSG COMM-HMWNRSHP-14	13	LMH	\$68,502.24



Office of Community Planning and Development
 U.S. Department of Housing and Urban Development
 Integrated Disbursement and Information System
 PR26 - CDBG Financial Summary Report
 Program Year 2013
 SAN DIEGO , CA

DATE: 09-17-14
 TIME: 17:08
 PAGE: 5

Plan Year	IDIS Project	IDIS Activity	Voucher Number	Activity Name	Matrix Code	National Objective	Drawn Amount
2013	6	6544	5620515	CASA CORNELIA-LEGAL SVCS DV-14	05G	LMC	\$3,548.05
2013	6	6544	5639150	CASA CORNELIA-LEGAL SVCS DV-14	05G	LMC	\$12,850.07
2013	6	6544	5649835	CASA CORNELIA-LEGAL SVCS DV-14	05G	LMC	\$6,801.79
2013	6	6544	5659006	CASA CORNELIA-LEGAL SVCS DV-14	05G	LMC	\$7,167.16
2013	6	6544	5670715	CASA CORNELIA-LEGAL SVCS DV-14	05G	LMC	\$7,066.86
2013	6	6544	5679327	CASA CORNELIA-LEGAL SVCS DV-14	05G	LMC	\$7,444.91
2013	6	6544	5690308	CASA CORNELIA-LEGAL SVCS DV-14	05G	LMC	\$7,142.43
2013	6	6544	5699573	CASA CORNELIA-LEGAL SVCS DV-14	05G	LMC	\$7,341.61
2013	6	6544	5714501	CASA CORNELIA-LEGAL SVCS DV-14	05G	LMC	\$10,800.50
2013	6	6544	5722700	CASA CORNELIA-LEGAL SVCS DV-14	05G	LMC	\$9,671.62
2013	6	6545	5670715	CASA FAMILIAR-SENIOR SVCS-14	05A	LMC	\$45,604.46
2013	6	6545	5679327	CASA FAMILIAR-SENIOR SVCS-14	05A	LMC	\$7,117.99
2013	6	6545	5690308	CASA FAMILIAR-SENIOR SVCS-14	05A	LMC	\$7,240.39
2013	6	6545	5714501	CASA FAMILIAR-SENIOR SVCS-14	05A	LMC	\$13,856.76
2013	6	6545	5727917	CASA FAMILIAR-SENIOR SVCS-14	05A	LMC	\$9,837.68
2013	6	6546	5620515	CATHOLIC CHARITIES-RACHEL-14	03T	LMC	\$15,949.00
2013	6	6546	5639150	CATHOLIC CHARITIES-RACHEL-14	03T	LMC	\$15,812.84
2013	6	6546	5645731	CATHOLIC CHARITIES-RACHEL-14	03T	LMC	\$8,217.93
2013	6	6546	5659006	CATHOLIC CHARITIES-RACHEL-14	03T	LMC	\$4,348.38
2013	6	6546	5664790	CATHOLIC CHARITIES-RACHEL-14	03T	LMC	\$8,127.37
2013	6	6546	5679327	CATHOLIC CHARITIES-RACHEL-14	03T	LMC	\$8,772.97
2013	6	6546	5690308	CATHOLIC CHARITIES-RACHEL-14	03T	LMC	\$15,853.91
2013	6	6546	5714501	CATHOLIC CHARITIES-RACHEL-14	03T	LMC	\$7,852.25
2013	6	6546	5722700	CATHOLIC CHARITIES-RACHEL-14	03T	LMC	\$11,081.45
2013	6	6546	5727917	CATHOLIC CHARITIES-RACHEL-14	03T	LMC	\$133.90
2013	6	6547	5639150	FAMILY HLTH CTR-SAFE PT SD-14	05	LMC	\$2,073.85
2013	6	6547	5649835	FAMILY HLTH CTR-SAFE PT SD-14	05	LMC	\$1,193.93
2013	6	6547	5653703	FAMILY HLTH CTR-SAFE PT SD-14	05	LMC	\$22,671.57
2013	6	6547	5659006	FAMILY HLTH CTR-SAFE PT SD-14	05	LMC	\$5,239.45
2013	6	6547	5670715	FAMILY HLTH CTR-SAFE PT SD-14	05	LMC	\$459.59
2013	6	6547	5679327	FAMILY HLTH CTR-SAFE PT SD-14	05	LMC	\$6,503.14
2013	6	6547	5690308	FAMILY HLTH CTR-SAFE PT SD-14	05	LMC	\$4,390.34
2013	6	6547	5699573	FAMILY HLTH CTR-SAFE PT SD-14	05	LMC	\$5,694.28
2013	6	6547	5714501	FAMILY HLTH CTR-SAFE PT SD-14	05	LMC	\$25,729.98
2013	6	6547	5722700	FAMILY HLTH CTR-SAFE PT SD-14	05	LMC	\$869.65
2013	6	6548	5620515	MEALS-HOME DELIVERED-14	05A	LMC	\$16,666.66
2013	6	6548	5639150	MEALS-HOME DELIVERED-14	05A	LMC	\$16,666.66
2013	6	6548	5645731	MEALS-HOME DELIVERED-14	05A	LMC	\$8,333.33
2013	6	6548	5649835	MEALS-HOME DELIVERED-14	05A	LMC	\$8,333.33
2013	6	6548	5664790	MEALS-HOME DELIVERED-14	05A	LMC	\$8,333.33
2013	6	6548	5679327	MEALS-HOME DELIVERED-14	05A	LMC	\$8,333.33
2013	6	6548	5690308	MEALS-HOME DELIVERED-14	05A	LMC	\$16,666.66
2013	6	6548	5714501	MEALS-HOME DELIVERED-14	05A	LMC	\$8,333.33
2013	6	6548	5722700	MEALS-HOME DELIVERED-14	05A	LMC	\$8,333.37
2013	6	6549	5639150	NAT FAM JUST-SAFETY-14	05G	LMC	\$26,449.93
2013	6	6549	5649835	NAT FAM JUST-SAFETY-14	05G	LMC	\$12,661.27
2013	6	6549	5653703	NAT FAM JUST-SAFETY-14	05G	LMC	\$13,902.73
2013	6	6549	5664790	NAT FAM JUST-SAFETY-14	05G	LMC	\$14,709.36
2013	6	6549	5679327	NAT FAM JUST-SAFETY-14	05G	LMC	\$14,605.72
2013	6	6549	5690308	NAT FAM JUST-SAFETY-14	05G	LMC	\$13,895.85
2013	6	6549	5699573	NAT FAM JUST-SAFETY-14	05G	LMC	\$14,282.95
2013	6	6549	5714501	NAT FAM JUST-SAFETY-14	05G	LMC	\$13,986.95
2013	6	6549	5722700	NAT FAM JUST-SAFETY-14	05G	LMC	\$18,851.03
2013	6	6550	5639150	SD HSG COMM-CORTEZ HILL-14	03T	LMC	\$25,895.09
2013	6	6550	5649835	SD HSG COMM-CORTEZ HILL-14	03T	LMC	\$14,535.57
2013	6	6550	5653703	SD HSG COMM-CORTEZ HILL-14	03T	LMC	\$8,958.21
2013	6	6550	5659006	SD HSG COMM-CORTEZ HILL-14	03T	LMC	\$23,650.28



Office of Community Planning and Development
 U.S. Department of Housing and Urban Development
 Integrated Disbursement and Information System
 PR26 - CDBG Financial Summary Report
 Program Year 2013
 SAN DIEGO , CA

DATE: 09-17-14
 TIME: 17:08
 PAGE: 6

Plan Year	IDIS Project	IDIS Activity	Voucher Number	Activity Name	Matrix Code	National Objective	Drawn Amount
2013	6	6550	5679327	SD HSG COMM-CORTEZ HILL-14	03T	LMC	\$27,600.68
2013	6	6550	5690308	SD HSG COMM-CORTEZ HILL-14	03T	LMC	\$14,066.47
2013	6	6550	5699573	SD HSG COMM-CORTEZ HILL-14	03T	LMC	\$12,706.17
2013	6	6550	5714501	SD HSG COMM-CORTEZ HILL-14	03T	LMC	\$4,850.47
2013	6	6550	5722700	SD HSG COMM-CORTEZ HILL-14	03T	LMC	\$37,783.82
2013	6	6550	5727917	SD HSG COMM-CORTEZ HILL-14	03T	LMC	\$93,538.41
2013	6	6551	5659006	SD HSG COMM-HSP-14	03T	LMC	\$2,355.33
2013	6	6551	5664790	SD HSG COMM-HSP-14	03T	LMC	\$165,982.93
2013	6	6551	5670715	SD HSG COMM-HSP-14	03T	LMC	\$26,319.46
2013	6	6551	5673765	SD HSG COMM-HSP-14	03T	LMC	\$25,339.02
2013	6	6551	5679327	SD HSG COMM-HSP-14	03T	LMC	\$66,082.83
2013	6	6551	5690308	SD HSG COMM-HSP-14	03T	LMC	\$56,700.11
2013	6	6551	5699573	SD HSG COMM-HSP-14	03T	LMC	\$85,616.59
2013	6	6551	5714501	SD HSG COMM-HSP-14	03T	LMC	\$62,512.75
2013	6	6551	5727917	SD HSG COMM-HSP-14	03T	LMC	\$97,128.46
2013	6	6552	5639150	SD HSG COMM-NEIL GOOD DAY-14	03T	LMC	\$109,719.10
2013	6	6552	5653703	SD HSG COMM-NEIL GOOD DAY-14	03T	LMC	\$43,113.08
2013	6	6552	5659006	SD HSG COMM-NEIL GOOD DAY-14	03T	LMC	\$43,487.72
2013	6	6552	5670715	SD HSG COMM-NEIL GOOD DAY-14	03T	LMC	\$58,374.60
2013	6	6552	5673765	SD HSG COMM-NEIL GOOD DAY-14	03T	LMC	\$52,049.61
2013	6	6552	5690308	SD HSG COMM-NEIL GOOD DAY-14	03T	LMC	\$41,078.08
2013	6	6552	5699573	SD HSG COMM-NEIL GOOD DAY-14	03T	LMC	\$37,969.76
2013	6	6552	5714501	SD HSG COMM-NEIL GOOD DAY-14	03T	LMC	\$48,293.15
2013	6	6552	5727917	SD HSG COMM-NEIL GOOD DAY-14	03T	LMC	\$101,158.02
2013	6	6553	5620515	SD SECOND CHANCE-JOB TRNG-14	05H	LMC	\$18,635.00
2013	6	6553	5639150	SD SECOND CHANCE-JOB TRNG-14	05H	LMC	\$58,382.46
2013	6	6553	5645731	SD SECOND CHANCE-JOB TRNG-14	05H	LMC	\$10,262.97
2013	6	6553	5653703	SD SECOND CHANCE-JOB TRNG-14	05H	LMC	\$18,960.18
2013	6	6553	5670715	SD SECOND CHANCE-JOB TRNG-14	05H	LMC	\$20,702.23
2013	6	6553	5679327	SD SECOND CHANCE-JOB TRNG-14	05H	LMC	\$19,980.67
2013	6	6553	5690308	SD SECOND CHANCE-JOB TRNG-14	05H	LMC	\$20,014.56
2013	6	6553	5699573	SD SECOND CHANCE-JOB TRNG-14	05H	LMC	\$18,063.32
2013	6	6553	5714501	SD SECOND CHANCE-JOB TRNG-14	05H	LMC	\$14,491.30
2013	6	6553	5722700	SD SECOND CHANCE-JOB TRNG-14	05H	LMC	\$20,452.31
2013	6	6635	5699573	Senior Community-Senior Nut-14	05A	LMC	\$55,620.75
2013	6	6635	5714501	Senior Community-Senior Nut-14	05A	LMC	\$37.25
2013	7	6554	5620515	CITY SD-ES-LEAD SAFETY ENF-14	15	LMA	\$21,335.12
2013	7	6554	5639150	CITY SD-ES-LEAD SAFETY ENF-14	15	LMA	\$18,282.80
2013	7	6554	5645731	CITY SD-ES-LEAD SAFETY ENF-14	15	LMA	\$14,268.59
2013	7	6554	5659006	CITY SD-ES-LEAD SAFETY ENF-14	15	LMA	\$14,517.15
2013	7	6554	5664790	CITY SD-ES-LEAD SAFETY ENF-14	15	LMA	\$3,329.70
2013	7	6554	5670715	CITY SD-ES-LEAD SAFETY ENF-14	15	LMA	\$5,465.78
2013	7	6554	5673765	CITY SD-ES-LEAD SAFETY ENF-14	15	LMA	\$2,882.52
2013	7	6554	5679327	CITY SD-ES-LEAD SAFETY ENF-14	15	LMA	\$5,233.76
2013	7	6554	5690308	CITY SD-ES-LEAD SAFETY ENF-14	15	LMA	\$6,426.56
2013	7	6554	5699573	CITY SD-ES-LEAD SAFETY ENF-14	15	LMA	\$5,168.00
2013	7	6554	5714501	CITY SD-ES-LEAD SAFETY ENF-14	15	LMA	\$2,698.09
2013	7	6554	5722700	CITY SD-ES-LEAD SAFETY ENF-14	15	LMA	\$3,308.18
2013	7	6554	5727917	CITY SD-ES-LEAD SAFETY ENF-14	15	LMA	\$1,155.14
2013	8	6555	5639150	LISC-CAPACITY BUILDING-14	19C	LMA	\$6,760.65
2013	8	6555	5645731	LISC-CAPACITY BUILDING-14	19C	LMA	\$6,760.65
2013	8	6555	5653703	LISC-CAPACITY BUILDING-14	19C	LMA	\$4,189.39
2013	8	6555	5659006	LISC-CAPACITY BUILDING-14	19C	LMA	\$4,871.32
2013	8	6555	5670715	LISC-CAPACITY BUILDING-14	19C	LMA	\$5,518.63
2013	8	6555	5690308	LISC-CAPACITY BUILDING-14	19C	LMA	\$12,359.16
2013	8	6555	5714501	LISC-CAPACITY BUILDING-14	19C	LMA	\$10,463.18
2013	8	6555	5727917	LISC-CAPACITY BUILDING-14	19C	LMA	\$23,518.17



Office of Community Planning and Development
 U.S. Department of Housing and Urban Development
 Integrated Disbursement and Information System
 PR26 - CDBG Financial Summary Report
 Program Year 2013
 SAN DIEGO , CA

DATE: 09-17-14
 TIME: 17:08
 PAGE: 7

Plan Year	IDIS Project	IDIS Activity	Voucher Number	Activity Name	Matrix Code	National Objective	Drawn Amount
Total							\$10,007,928.22

LINE 27 DETAIL: ACTIVITIES INCLUDED IN THE COMPUTATION OF LINE 27

Plan Year	IDIS Project	IDIS Activity	Voucher Number	Activity Name	Matrix Code	National Objective	Drawn Amount
2013	6	6544	5620515	CASA CORNELIA-LEGAL SVCS DV-14	05G	LMC	\$3,548.05
2013	6	6544	5639150	CASA CORNELIA-LEGAL SVCS DV-14	05G	LMC	\$12,850.07
2013	6	6544	5649835	CASA CORNELIA-LEGAL SVCS DV-14	05G	LMC	\$6,801.79
2013	6	6544	5659006	CASA CORNELIA-LEGAL SVCS DV-14	05G	LMC	\$7,167.16
2013	6	6544	5670715	CASA CORNELIA-LEGAL SVCS DV-14	05G	LMC	\$7,066.86
2013	6	6544	5679327	CASA CORNELIA-LEGAL SVCS DV-14	05G	LMC	\$7,444.91
2013	6	6544	5690308	CASA CORNELIA-LEGAL SVCS DV-14	05G	LMC	\$7,142.43
2013	6	6544	5699573	CASA CORNELIA-LEGAL SVCS DV-14	05G	LMC	\$7,341.61
2013	6	6544	5714501	CASA CORNELIA-LEGAL SVCS DV-14	05G	LMC	\$10,800.50
2013	6	6544	5722700	CASA CORNELIA-LEGAL SVCS DV-14	05G	LMC	\$9,671.62
2013	6	6545	5670715	CASA FAMILIAR-SENIOR SVCS-14	05A	LMC	\$45,604.46
2013	6	6545	5679327	CASA FAMILIAR-SENIOR SVCS-14	05A	LMC	\$7,117.99
2013	6	6545	5690308	CASA FAMILIAR-SENIOR SVCS-14	05A	LMC	\$7,240.39
2013	6	6545	5714501	CASA FAMILIAR-SENIOR SVCS-14	05A	LMC	\$13,856.76
2013	6	6545	5727917	CASA FAMILIAR-SENIOR SVCS-14	05A	LMC	\$9,837.68
2013	6	6546	5620515	CATHOLIC CHARITIES-RACHEL-14	03T	LMC	\$15,949.00
2013	6	6546	5639150	CATHOLIC CHARITIES-RACHEL-14	03T	LMC	\$15,812.84
2013	6	6546	5645731	CATHOLIC CHARITIES-RACHEL-14	03T	LMC	\$8,217.93
2013	6	6546	5659006	CATHOLIC CHARITIES-RACHEL-14	03T	LMC	\$4,348.38
2013	6	6546	5664790	CATHOLIC CHARITIES-RACHEL-14	03T	LMC	\$8,127.37
2013	6	6546	5679327	CATHOLIC CHARITIES-RACHEL-14	03T	LMC	\$8,772.97
2013	6	6546	5690308	CATHOLIC CHARITIES-RACHEL-14	03T	LMC	\$15,853.91
2013	6	6546	5714501	CATHOLIC CHARITIES-RACHEL-14	03T	LMC	\$7,852.25
2013	6	6546	5722700	CATHOLIC CHARITIES-RACHEL-14	03T	LMC	\$11,081.45
2013	6	6546	5727917	CATHOLIC CHARITIES-RACHEL-14	03T	LMC	\$133.90
2013	6	6547	5639150	FAMILY HLTH CTR-SAFE PT SD-14	05	LMC	\$2,073.85
2013	6	6547	5649835	FAMILY HLTH CTR-SAFE PT SD-14	05	LMC	\$1,193.93
2013	6	6547	5653703	FAMILY HLTH CTR-SAFE PT SD-14	05	LMC	\$22,671.57
2013	6	6547	5659006	FAMILY HLTH CTR-SAFE PT SD-14	05	LMC	\$5,239.45
2013	6	6547	5670715	FAMILY HLTH CTR-SAFE PT SD-14	05	LMC	\$459.59
2013	6	6547	5679327	FAMILY HLTH CTR-SAFE PT SD-14	05	LMC	\$6,503.14
2013	6	6547	5690308	FAMILY HLTH CTR-SAFE PT SD-14	05	LMC	\$4,390.34
2013	6	6547	5699573	FAMILY HLTH CTR-SAFE PT SD-14	05	LMC	\$5,694.28
2013	6	6547	5714501	FAMILY HLTH CTR-SAFE PT SD-14	05	LMC	\$25,729.98
2013	6	6547	5722700	FAMILY HLTH CTR-SAFE PT SD-14	05	LMC	\$869.65
2013	6	6548	5620515	MEALS-HOME DELIVERED-14	05A	LMC	\$16,666.66
2013	6	6548	5639150	MEALS-HOME DELIVERED-14	05A	LMC	\$16,666.66
2013	6	6548	5645731	MEALS-HOME DELIVERED-14	05A	LMC	\$8,333.33
2013	6	6548	5649835	MEALS-HOME DELIVERED-14	05A	LMC	\$8,333.33
2013	6	6548	5664790	MEALS-HOME DELIVERED-14	05A	LMC	\$8,333.33
2013	6	6548	5679327	MEALS-HOME DELIVERED-14	05A	LMC	\$8,333.33
2013	6	6548	5690308	MEALS-HOME DELIVERED-14	05A	LMC	\$16,666.66
2013	6	6548	5714501	MEALS-HOME DELIVERED-14	05A	LMC	\$8,333.33
2013	6	6548	5722700	MEALS-HOME DELIVERED-14	05A	LMC	\$8,333.37
2013	6	6549	5639150	NAT FAM JUST-SAFETY-14	05G	LMC	\$26,449.93
2013	6	6549	5649835	NAT FAM JUST-SAFETY-14	05G	LMC	\$12,661.27
2013	6	6549	5653703	NAT FAM JUST-SAFETY-14	05G	LMC	\$13,902.73
2013	6	6549	5664790	NAT FAM JUST-SAFETY-14	05G	LMC	\$14,709.36
2013	6	6549	5679327	NAT FAM JUST-SAFETY-14	05G	LMC	\$14,605.72
2013	6	6549	5690308	NAT FAM JUST-SAFETY-14	05G	LMC	\$13,895.85



Office of Community Planning and Development
 U.S. Department of Housing and Urban Development
 Integrated Disbursement and Information System
 PR26 - CDBG Financial Summary Report
 Program Year 2013
 SAN DIEGO , CA

DATE: 09-17-14
 TIME: 17:08
 PAGE: 8

Plan Year	IDIS Project	IDIS Activity	Voucher Number	Activity Name	Matrix Code	National Objective	Drawn Amount
2013	6	6549	5699573	NAT FAM JUST-SAFETY-14	05G	LMC	\$14,282.95
2013	6	6549	5714501	NAT FAM JUST-SAFETY-14	05G	LMC	\$13,986.95
2013	6	6549	5722700	NAT FAM JUST-SAFETY-14	05G	LMC	\$18,851.03
2013	6	6550	5639150	SD HSG COMM-CORTEZ HILL-14	03T	LMC	\$25,895.09
2013	6	6550	5649835	SD HSG COMM-CORTEZ HILL-14	03T	LMC	\$14,535.57
2013	6	6550	5653703	SD HSG COMM-CORTEZ HILL-14	03T	LMC	\$8,958.21
2013	6	6550	5659006	SD HSG COMM-CORTEZ HILL-14	03T	LMC	\$23,650.28
2013	6	6550	5679327	SD HSG COMM-CORTEZ HILL-14	03T	LMC	\$27,600.68
2013	6	6550	5690308	SD HSG COMM-CORTEZ HILL-14	03T	LMC	\$14,066.47
2013	6	6550	5699573	SD HSG COMM-CORTEZ HILL-14	03T	LMC	\$12,706.17
2013	6	6550	5714501	SD HSG COMM-CORTEZ HILL-14	03T	LMC	\$4,850.47
2013	6	6550	5722700	SD HSG COMM-CORTEZ HILL-14	03T	LMC	\$37,783.82
2013	6	6550	5727917	SD HSG COMM-CORTEZ HILL-14	03T	LMC	\$93,538.41
2013	6	6551	5659006	SD HSG COMM-HSP-14	03T	LMC	\$2,355.33
2013	6	6551	5664790	SD HSG COMM-HSP-14	03T	LMC	\$165,982.93
2013	6	6551	5670715	SD HSG COMM-HSP-14	03T	LMC	\$26,319.46
2013	6	6551	5673765	SD HSG COMM-HSP-14	03T	LMC	\$25,339.02
2013	6	6551	5679327	SD HSG COMM-HSP-14	03T	LMC	\$66,082.83
2013	6	6551	5690308	SD HSG COMM-HSP-14	03T	LMC	\$56,700.11
2013	6	6551	5699573	SD HSG COMM-HSP-14	03T	LMC	\$85,616.59
2013	6	6551	5714501	SD HSG COMM-HSP-14	03T	LMC	\$62,512.75
2013	6	6551	5727917	SD HSG COMM-HSP-14	03T	LMC	\$97,128.46
2013	6	6552	5639150	SD HSG COMM-NEIL GOOD DAY-14	03T	LMC	\$109,719.10
2013	6	6552	5653703	SD HSG COMM-NEIL GOOD DAY-14	03T	LMC	\$43,113.08
2013	6	6552	5659006	SD HSG COMM-NEIL GOOD DAY-14	03T	LMC	\$43,487.72
2013	6	6552	5670715	SD HSG COMM-NEIL GOOD DAY-14	03T	LMC	\$58,374.60
2013	6	6552	5673765	SD HSG COMM-NEIL GOOD DAY-14	03T	LMC	\$52,049.61
2013	6	6552	5690308	SD HSG COMM-NEIL GOOD DAY-14	03T	LMC	\$41,078.08
2013	6	6552	5699573	SD HSG COMM-NEIL GOOD DAY-14	03T	LMC	\$37,969.76
2013	6	6552	5714501	SD HSG COMM-NEIL GOOD DAY-14	03T	LMC	\$48,293.15
2013	6	6552	5727917	SD HSG COMM-NEIL GOOD DAY-14	03T	LMC	\$101,158.02
2013	6	6553	5620515	SD SECOND CHANCE-JOB TRNG-14	05H	LMC	\$18,635.00
2013	6	6553	5639150	SD SECOND CHANCE-JOB TRNG-14	05H	LMC	\$58,382.46
2013	6	6553	5645731	SD SECOND CHANCE-JOB TRNG-14	05H	LMC	\$10,262.97
2013	6	6553	5653703	SD SECOND CHANCE-JOB TRNG-14	05H	LMC	\$18,960.18
2013	6	6553	5670715	SD SECOND CHANCE-JOB TRNG-14	05H	LMC	\$20,702.23
2013	6	6553	5679327	SD SECOND CHANCE-JOB TRNG-14	05H	LMC	\$19,980.67
2013	6	6553	5690308	SD SECOND CHANCE-JOB TRNG-14	05H	LMC	\$20,014.56
2013	6	6553	5699573	SD SECOND CHANCE-JOB TRNG-14	05H	LMC	\$18,063.32
2013	6	6553	5714501	SD SECOND CHANCE-JOB TRNG-14	05H	LMC	\$14,491.30
2013	6	6553	5722700	SD SECOND CHANCE-JOB TRNG-14	05H	LMC	\$20,452.31
2013	6	6635	5699573	Senior Community-Senior Nut-14	05A	LMC	\$55,620.75
2013	6	6635	5714501	Senior Community-Senior Nut-14	05A	LMC	\$37.25
Total							\$2,240,282.62

LINE 37 DETAIL: ACTIVITIES INCLUDED IN THE COMPUTATION OF LINE 37

Plan Year	IDIS Project	IDIS Activity	Voucher Number	Activity Name	Matrix Code	National Objective	Drawn Amount
2011	1	6112	5614013	FAIR HSG SERVICES-12	21D		\$7,969.83
2012	1	6267	5614013	FAIR HSG SERVICES-13	21D		\$46,759.76
2012	1	6267	5649835	FAIR HSG SERVICES-13	21D		\$2,968.96
2012	1	6267	5659006	FAIR HSG SERVICES-13	21D		\$14,334.96
2012	1	6267	5670715	FAIR HSG SERVICES-13	21D		\$6,312.56
2012	1	6267	5679327	FAIR HSG SERVICES-13	21D		\$49,174.75
2012	1	6267	5714501	FAIR HSG SERVICES-13	21D		\$36,330.53



Office of Community Planning and Development
 U.S. Department of Housing and Urban Development
 Integrated Disbursement and Information System
 PR26 - CDBG Financial Summary Report
 Program Year 2013
 SAN DIEGO , CA

DATE: 09-17-14
 TIME: 17:08
 PAGE: 9

Plan Year	IDIS Project	IDIS Activity	Voucher Number	Activity Name	Matrix Code	National Objective	Drawn Amount
2013	1	6517	5620515	14-HUD ADMINISTRATION	21A		\$100,537.03
2013	1	6517	5627373	14-HUD ADMINISTRATION	21A		\$124,571.09
2013	1	6517	5639150	14-HUD ADMINISTRATION	21A		\$391,235.62
2013	1	6517	5645731	14-HUD ADMINISTRATION	21A		\$318,370.24
2013	1	6517	5649835	14-HUD ADMINISTRATION	21A		\$65,697.76
2013	1	6517	5653703	14-HUD ADMINISTRATION	21A		\$89,043.80
2013	1	6517	5659006	14-HUD ADMINISTRATION	21A		\$91,685.82
2013	1	6517	5664790	14-HUD ADMINISTRATION	21A		\$101,006.98
2013	1	6517	5670715	14-HUD ADMINISTRATION	21A		\$76,328.31
2013	1	6517	5673765	14-HUD ADMINISTRATION	21A		\$49,777.95
2013	1	6517	5679327	14-HUD ADMINISTRATION	21A		\$101,272.66
2013	1	6517	5690308	14-HUD ADMINISTRATION	21A		\$123,590.68
2013	1	6517	5699573	14-HUD ADMINISTRATION	21A		\$226,846.83
2013	1	6517	5714492	14-HUD ADMINISTRATION	21A		\$74,475.01
2013	1	6517	5722700	14-HUD ADMINISTRATION	21A		\$98,726.65
2013	1	6518	5670715	FAIR HOUSING SERVICES-14	21D		\$22,570.49
2013	1	6518	5690308	FAIR HOUSING SERVICES-14	21D		\$12,227.04
2013	1	6518	5714501	FAIR HOUSING SERVICES-14	21D		\$95,073.36
2013	1	6518	5727917	FAIR HOUSING SERVICES-14	21D		\$69,719.67
Total							\$2,396,608.34



**Status of HOME Grants
 SAN DIEGO**

IDIS - PR27

Commitments from Authorized Funds

(A) Fiscal Year	(B) Total Authorization	(C) Admin/OP Reservation	(E) CR/CC Funds- Amount Reserved to CHDOS	(F) % CHDO Rsvd	(G) SU Funds- Reservations to Other Entities	(H) EN Funds-PJ Committed to Activities	(I) Total Authorized Commitments	(K) % of Auth Cmtd
1992	\$7,157,000.00	\$715,700.00	\$1,077,882.50	15.0%	\$0.00	\$5,363,417.50	\$7,157,000.00	100.0%
1993	\$4,709,000.00	\$470,900.00	\$1,150,000.00	24.4%	\$0.00	\$3,088,100.00	\$4,709,000.00	100.0%
1994	\$5,983,000.00	\$598,300.00	\$1,103,331.06	18.4%	\$0.00	\$4,281,368.94	\$5,983,000.00	100.0%
1995	\$6,521,000.00	\$652,100.00	\$2,565,839.00	39.3%	\$0.00	\$3,303,061.00	\$6,521,000.00	100.0%
1996	\$6,917,000.00	\$691,700.00	\$1,037,550.00	15.0%	\$0.00	\$5,187,750.00	\$6,917,000.00	100.0%
1997	\$6,743,000.00	\$674,300.00	\$1,011,450.00	15.0%	\$0.00	\$5,057,250.00	\$6,743,000.00	100.0%
1998	\$7,254,000.00	\$725,400.00	\$1,088,100.00	15.0%	\$0.00	\$5,440,500.00	\$7,254,000.00	100.0%
1999	\$7,781,000.00	\$798,181.40	\$1,167,150.00	15.0%	\$0.00	\$5,815,668.60	\$7,781,000.00	100.0%
2000	\$7,815,000.00	\$857,707.03	\$1,172,250.00	15.0%	\$0.00	\$5,785,042.97	\$7,815,000.00	100.0%
2001	\$8,678,000.00	\$867,800.00	\$1,301,700.00	15.0%	\$0.00	\$6,508,500.00	\$8,678,000.00	100.0%
2002	\$8,635,000.00	\$863,500.00	\$1,295,250.00	15.0%	\$0.00	\$6,476,250.00	\$8,635,000.00	100.0%
2003	\$9,569,405.00	\$956,940.50	\$1,435,410.75	15.0%	\$0.00	\$7,177,053.75	\$9,569,405.00	100.0%
2004	\$10,486,214.00	\$997,103.30	\$4,704,520.25	44.8%	\$0.00	\$4,784,590.45	\$10,486,214.00	100.0%
2005	\$9,303,698.00	\$1,356,210.80	\$1,703,000.00	18.3%	\$0.00	\$6,244,487.20	\$9,303,698.00	100.0%
2006	\$8,661,281.00	\$851,469.40	\$3,700,000.00	42.7%	\$0.00	\$4,109,811.60	\$8,661,281.00	100.0%
2007	\$8,597,288.00	\$1,058,364.65	\$2,177,605.15	25.3%	\$0.00	\$5,361,318.20	\$8,597,288.00	100.0%
2008	\$8,236,705.00	\$1,474,270.35	\$2,389,467.99	29.0%	\$0.00	\$4,372,966.66	\$8,236,705.00	100.0%
2009	\$9,154,816.00	\$941,331.73	\$2,822,791.93	30.8%	\$0.00	\$5,390,692.34	\$9,154,816.00	100.0%
2010	\$9,063,132.00	\$906,313.20	\$0.00	0.0%	\$0.00	\$8,156,818.80	\$9,063,132.00	100.0%
2011	\$7,981,652.00	\$798,165.20	\$0.00	0.0%	\$0.00	\$7,183,486.80	\$7,981,652.00	100.0%
2012	\$4,452,630.00	\$445,263.00	\$0.00	0.0%	\$0.00	\$4,007,367.00	\$4,452,630.00	100.0%
2013	\$4,309,278.00	\$430,927.80	\$0.00	0.0%	\$0.00	\$22,346.12	\$453,273.92	10.5%
2014	\$4,386,711.00	\$438,671.10	\$0.00	0.0%	\$0.00	\$0.00	\$438,671.10	9.9%
Total	\$172,395,810.00	\$18,570,619.46	\$32,903,298.63	19.0%	\$0.00	\$113,117,847.93	\$164,591,766.02	95.4%



**Status of HOME Grants
 SAN DIEGO**

IDIS - PR27

Program Income (PI)

Fiscal Year	Program Income Receipts	Amount Committed to Activities	% Committed	Net Disbursed	Disbursed Pending Approval	Total Disbursed	% Disbursed
1992	0.00	\$0.00	0.0%	\$0.00	\$0.00	\$0.00	0.0%
1993	0.00	\$0.00	0.0%	\$0.00	\$0.00	\$0.00	0.0%
1994	0.00	\$0.00	0.0%	\$0.00	\$0.00	\$0.00	0.0%
1995	0.00	\$0.00	0.0%	\$0.00	\$0.00	\$0.00	0.0%
1996	821,973.99	\$821,973.99	100.0%	\$821,973.99	\$0.00	\$821,973.99	100.0%
1997	645,000.00	\$645,000.00	100.0%	\$645,000.00	\$0.00	\$645,000.00	100.0%
1998	345,258.41	\$345,258.41	100.0%	\$345,258.41	\$0.00	\$345,258.41	100.0%
1999	603,667.67	\$603,667.67	100.0%	\$603,667.67	\$0.00	\$603,667.67	100.0%
2000	935,324.53	\$935,324.53	100.0%	\$935,324.53	\$0.00	\$935,324.53	100.0%
2001	989,826.81	\$989,826.81	100.0%	\$989,826.81	\$0.00	\$989,826.81	100.0%
2002	2,551,184.54	\$2,551,184.54	100.0%	\$2,551,184.54	\$0.00	\$2,551,184.54	100.0%
2003	3,831,639.26	\$3,831,639.26	100.0%	\$3,831,639.26	\$0.00	\$3,831,639.26	100.0%
2004	6,672,260.44	\$6,672,260.44	100.0%	\$6,672,260.44	\$0.00	\$6,672,260.44	100.0%
2005	4,588,932.26	\$4,588,932.26	100.0%	\$4,588,932.26	\$0.00	\$4,588,932.26	100.0%
2006	2,378,177.06	\$2,378,177.06	100.0%	\$2,378,177.06	\$0.00	\$2,378,177.06	100.0%
2007	2,116,858.01	\$2,116,858.01	100.0%	\$2,116,858.01	\$0.00	\$2,116,858.01	100.0%
2008	6,565,225.47	\$6,565,225.47	100.0%	\$6,565,225.47	\$0.00	\$6,565,225.47	100.0%
2009	1,498,540.00	\$1,498,540.00	100.0%	\$1,498,540.00	\$0.00	\$1,498,540.00	100.0%
2010	2,595,059.84	\$2,595,059.84	100.0%	\$2,595,059.84	\$0.00	\$2,595,059.84	100.0%
2011	328,108.88	\$328,108.88	100.0%	\$328,108.88	\$0.00	\$328,108.88	100.0%
2012	2,556,006.71	\$2,556,006.71	100.0%	\$2,556,006.71	\$0.00	\$2,556,006.71	100.0%
2013	4,159,379.48	\$4,087,702.20	98.2%	\$3,932,395.14	\$0.00	\$3,932,395.14	94.5%
2014	0.00	\$0.00	0.0%	\$0.00	\$0.00	\$0.00	0.0%
Total	44,182,423.36	\$44,110,746.08	99.8%	\$43,955,439.02	\$0.00	\$43,955,439.02	99.4%



**Status of HOME Grants
 SAN DIEGO**

IDIS - PR27

Disbursements

(A) Fiscal Year	(B) Total Authorization	(C) Disbursed	(D) Returned	(E) Net Disbursed	(F) Disbursed Pending Approval	(G) Total Disbursed	(H) % Disb	(I) Grant Balance
1992	\$7,157,000.00	\$7,157,000.00	\$0.00	\$7,157,000.00	\$0.00	7,157,000.00	100.0%	\$0.00
1993	\$4,709,000.00	\$4,709,000.00	\$0.00	\$4,709,000.00	\$0.00	4,709,000.00	100.0%	\$0.00
1994	\$5,983,000.00	\$5,983,000.00	\$0.00	\$5,983,000.00	\$0.00	5,983,000.00	100.0%	\$0.00
1995	\$6,521,000.00	\$6,521,000.00	\$0.00	\$6,521,000.00	\$0.00	6,521,000.00	100.0%	\$0.00
1996	\$6,917,000.00	\$6,917,000.00	\$0.00	\$6,917,000.00	\$0.00	6,917,000.00	100.0%	\$0.00
1997	\$6,743,000.00	\$6,743,000.00	\$0.00	\$6,743,000.00	\$0.00	6,743,000.00	100.0%	\$0.00
1998	\$7,254,000.00	\$7,254,000.00	\$0.00	\$7,254,000.00	\$0.00	7,254,000.00	100.0%	\$0.00
1999	\$7,781,000.00	\$7,781,000.00	\$0.00	\$7,781,000.00	\$0.00	7,781,000.00	100.0%	\$0.00
2000	\$7,815,000.00	\$7,815,000.00	\$0.00	\$7,815,000.00	\$0.00	7,815,000.00	100.0%	\$0.00
2001	\$8,678,000.00	\$8,678,000.00	\$0.00	\$8,678,000.00	\$0.00	8,678,000.00	100.0%	\$0.00
2002	\$8,635,000.00	\$8,635,000.00	\$0.00	\$8,635,000.00	\$0.00	8,635,000.00	100.0%	\$0.00
2003	\$9,569,405.00	\$9,569,405.00	\$0.00	\$9,569,405.00	\$0.00	9,569,405.00	100.0%	\$0.00
2004	\$10,486,214.00	\$10,486,214.00	\$0.00	\$10,486,214.00	\$0.00	10,486,214.00	100.0%	\$0.00
2005	\$9,303,698.00	\$9,303,698.00	\$0.00	\$9,303,698.00	\$0.00	9,303,698.00	100.0%	\$0.00
2006	\$8,661,281.00	\$8,755,031.00	(\$93,750.00)	\$8,661,281.00	\$0.00	8,661,281.00	100.0%	\$0.00
2007	\$8,597,288.00	\$8,708,538.00	(\$111,250.00)	\$8,597,288.00	\$0.00	8,597,288.00	100.0%	\$0.00
2008	\$8,236,705.00	\$8,236,705.00	\$0.00	\$8,236,705.00	\$0.00	8,236,705.00	100.0%	\$0.00
2009	\$9,154,816.00	\$9,503,815.51	(\$348,999.51)	\$9,154,816.00	\$0.00	9,154,816.00	100.0%	\$0.00
2010	\$9,063,132.00	\$9,063,132.00	\$0.00	\$9,063,132.00	\$0.00	9,063,132.00	100.0%	\$0.00
2011	\$7,981,652.00	\$5,088,663.46	\$0.00	\$5,088,663.46	\$0.00	5,088,663.46	63.7%	\$2,892,988.54
2012	\$4,452,630.00	\$125,947.44	\$0.00	\$125,947.44	\$0.00	125,947.44	2.8%	\$4,326,682.56
2013	\$4,309,278.00	\$0.00	\$0.00	\$0.00	\$0.00	0.00	0.0%	\$4,309,278.00
2014	\$4,386,711.00	\$0.00	\$0.00	\$0.00	\$0.00	0.00	0.0%	\$4,386,711.00
Total	\$172,395,810.00	\$157,034,149.41	(\$553,999.51)	\$156,480,149.90	\$0.00	156,480,149.90	90.7%	\$15,915,660.10



**Status of HOME Grants
 SAN DIEGO**

IDIS - PR27

Home Activities Commitments/Disbursements

(A) Fiscal Year	(B) Authorized for Activities	(C) Amount Committed to Activities	(D) % Cmtd	(E) Disbursed	(F) Returned	(G) Net Disbursed	(H) % Net Disb	(I) Disbursed Pending Approval	(J) Total Disbursed	(K) % Disb
1992	\$6,441,300.00	\$6,441,300.00	100.0%	\$6,441,300.00	\$0.00	\$6,441,300.00	100.0%	\$0.00	\$6,441,300.00	100.0%
1993	\$4,238,100.00	\$4,238,100.00	100.0%	\$4,238,100.00	\$0.00	\$4,238,100.00	100.0%	\$0.00	\$4,238,100.00	100.0%
1994	\$5,384,700.00	\$5,384,700.00	100.0%	\$5,384,700.00	\$0.00	\$5,384,700.00	100.0%	\$0.00	\$5,384,700.00	100.0%
1995	\$5,868,900.00	\$5,868,900.00	100.0%	\$5,868,900.00	\$0.00	\$5,868,900.00	100.0%	\$0.00	\$5,868,900.00	100.0%
1996	\$6,225,300.00	\$6,225,300.00	100.0%	\$6,225,300.00	\$0.00	\$6,225,300.00	100.0%	\$0.00	\$6,225,300.00	100.0%
1997	\$6,068,700.00	\$6,068,700.00	100.0%	\$6,068,700.00	\$0.00	\$6,068,700.00	100.0%	\$0.00	\$6,068,700.00	100.0%
1998	\$6,528,600.00	\$6,528,600.00	100.0%	\$6,528,600.00	\$0.00	\$6,528,600.00	100.0%	\$0.00	\$6,528,600.00	100.0%
1999	\$6,982,818.60	\$6,982,818.60	100.0%	\$6,982,818.60	\$0.00	\$6,982,818.60	100.0%	\$0.00	\$6,982,818.60	100.0%
2000	\$6,957,292.97	\$6,957,292.97	100.0%	\$6,957,292.97	\$0.00	\$6,957,292.97	100.0%	\$0.00	\$6,957,292.97	100.0%
2001	\$7,810,200.00	\$7,810,200.00	100.0%	\$7,810,200.00	\$0.00	\$7,810,200.00	100.0%	\$0.00	\$7,810,200.00	100.0%
2002	\$7,771,500.00	\$7,771,500.00	100.0%	\$7,771,500.00	\$0.00	\$7,771,500.00	100.0%	\$0.00	\$7,771,500.00	100.0%
2003	\$8,612,464.50	\$8,612,464.50	100.0%	\$8,612,464.50	\$0.00	\$8,612,464.50	100.0%	\$0.00	\$8,612,464.50	100.0%
2004	\$9,489,110.70	\$9,489,110.70	100.0%	\$9,489,110.70	\$0.00	\$9,489,110.70	100.0%	\$0.00	\$9,489,110.70	100.0%
2005	\$7,947,487.20	\$7,947,487.20	100.0%	\$7,947,487.20	\$0.00	\$7,947,487.20	100.0%	\$0.00	\$7,947,487.20	100.0%
2006	\$7,809,811.60	\$7,809,811.60	100.0%	\$7,903,561.60	(\$93,750.00)	\$7,809,811.60	100.0%	\$0.00	\$7,809,811.60	100.0%
2007	\$7,538,923.35	\$7,538,923.35	100.0%	\$7,650,173.35	(\$111,250.00)	\$7,538,923.35	100.0%	\$0.00	\$7,538,923.35	100.0%
2008	\$6,762,434.65	\$6,762,434.65	100.0%	\$6,762,434.65	\$0.00	\$6,762,434.65	100.0%	\$0.00	\$6,762,434.65	100.0%
2009	\$8,213,484.27	\$8,213,484.27	100.0%	\$8,562,483.78	(\$348,999.51)	\$8,213,484.27	100.0%	\$0.00	\$8,213,484.27	100.0%
2010	\$8,156,818.80	\$8,156,818.80	100.0%	\$8,156,818.80	\$0.00	\$8,156,818.80	100.0%	\$0.00	\$8,156,818.80	100.0%
2011	\$7,183,486.80	\$7,183,486.80	100.0%	\$4,290,498.26	\$0.00	\$4,290,498.26	59.7%	\$0.00	\$4,290,498.26	59.7%
2012	\$4,007,367.00	\$4,007,367.00	100.0%	\$0.00	\$0.00	\$0.00	0.0%	\$0.00	\$0.00	0.0%
2013	\$3,878,350.20	\$22,346.12	0.5%	\$0.00	\$0.00	\$0.00	0.0%	\$0.00	\$0.00	0.0%
2014	\$3,948,039.90	\$0.00	0.0%	\$0.00	\$0.00	\$0.00	0.0%	\$0.00	\$0.00	0.0%
Total	\$153,825,190.54	\$146,021,146.56	94.9%	\$139,652,444.41	(\$553,999.51)	\$139,098,444.90	90.4%	\$0.00	\$139,098,444.90	90.4%



**Status of HOME Grants
 SAN DIEGO**

IDIS - PR27

Administrative Funds (AD)

Fiscal Year	Authorized Amount	Amount Authorized from PI	Amount Reserved	% Auth Rsvd	Balance to Reserve	Total Disbursed	% Rsvd Disb	Available to Disburse
1992	\$715,700.00	\$0.00	\$715,700.00	100.0%	\$0.00	\$715,700.00	100.0%	\$0.00
1993	\$470,900.00	\$0.00	\$470,900.00	100.0%	\$0.00	\$470,900.00	100.0%	\$0.00
1994	\$598,300.00	\$0.00	\$598,300.00	100.0%	\$0.00	\$598,300.00	100.0%	\$0.00
1995	\$652,100.00	\$0.00	\$652,100.00	100.0%	\$0.00	\$652,100.00	100.0%	\$0.00
1996	\$691,700.00	\$82,197.39	\$691,700.00	89.3%	\$0.00	\$691,700.00	100.0%	\$0.00
1997	\$674,300.00	\$64,500.00	\$674,300.00	91.2%	\$0.00	\$674,300.00	100.0%	\$0.00
1998	\$725,400.00	\$34,525.84	\$725,400.00	95.4%	\$0.00	\$725,400.00	100.0%	\$0.00
1999	\$778,100.00	\$60,366.76	\$798,181.40	95.1%	\$0.00	\$798,181.40	100.0%	\$0.00
2000	\$781,500.00	\$93,532.45	\$857,707.03	98.0%	\$0.00	\$857,707.03	100.0%	\$0.00
2001	\$966,782.68	\$98,982.68	\$867,800.00	81.4%	\$0.00	\$867,800.00	100.0%	\$0.00
2002	\$1,118,618.45	\$255,118.45	\$863,500.00	62.8%	\$0.00	\$863,500.00	100.0%	\$0.00
2003	\$1,340,104.43	\$383,163.92	\$956,940.50	55.5%	\$0.00	\$956,940.50	100.0%	\$0.00
2004	\$1,620,671.04	\$667,226.04	\$997,103.30	43.5%	\$0.00	\$997,103.30	100.0%	\$0.00
2005	\$1,359,886.33	\$458,893.22	\$1,356,210.80	74.5%	\$0.00	\$1,356,210.80	100.0%	\$0.00
2006	\$1,089,287.11	\$237,817.70	\$851,469.40	64.1%	\$0.00	\$851,469.40	100.0%	\$0.00
2007	\$1,056,755.90	\$211,685.80	\$968,364.65	76.3%	\$0.00	\$968,364.65	100.0%	\$0.00
2008	\$1,474,270.35	\$656,522.54	\$1,474,270.35	69.1%	\$0.00	\$1,474,270.35	100.0%	\$0.00
2009	\$1,065,335.60	\$149,854.00	\$941,331.73	77.4%	\$0.00	\$941,331.73	100.0%	\$0.00
2010	\$906,313.20	\$259,505.98	\$906,313.20	77.7%	\$0.00	\$906,313.20	100.0%	\$0.00
2011	\$798,165.20	\$32,810.88	\$798,165.20	96.0%	\$0.00	\$798,165.20	100.0%	\$0.00
2012	\$445,263.00	\$255,600.67	\$445,263.00	63.5%	\$255,600.67	\$125,947.44	28.2%	\$319,315.56
2013	\$430,927.80	\$415,937.94	\$430,927.80	50.8%	\$415,937.94	\$0.00	0.0%	\$430,927.80
2014	\$438,671.10	\$0.00	\$438,671.10	100.0%	\$0.00	\$0.00	0.0%	\$438,671.10
Total	\$20,199,052.19	\$4,418,242.26	\$18,480,619.46	75.0%	\$671,538.61	\$17,291,705.00	93.5%	\$1,188,914.46



**Status of HOME Grants
 SAN DIEGO**

IDIS - PR27

CHDO Operating Funds (CO)

Fiscal Year	Authorized Amount	Amount Reserved	% Auth Rsvd	Balance to Reserve	Total Disbursed	% Rsvd Disb	Available to Disburse
1992	\$0.00	\$0.00	0.0%	\$0.00	\$0.00	0.0%	\$0.00
1993	\$0.00	\$0.00	0.0%	\$0.00	\$0.00	0.0%	\$0.00
1994	\$0.00	\$0.00	0.0%	\$0.00	\$0.00	0.0%	\$0.00
1995	\$0.00	\$0.00	0.0%	\$0.00	\$0.00	0.0%	\$0.00
1996	\$0.00	\$0.00	0.0%	\$0.00	\$0.00	0.0%	\$0.00
1997	\$0.00	\$0.00	0.0%	\$0.00	\$0.00	0.0%	\$0.00
1998	\$0.00	\$0.00	0.0%	\$0.00	\$0.00	0.0%	\$0.00
1999	\$0.00	\$0.00	0.0%	\$0.00	\$0.00	0.0%	\$0.00
2000	\$0.00	\$0.00	0.0%	\$0.00	\$0.00	0.0%	\$0.00
2001	\$0.00	\$0.00	0.0%	\$0.00	\$0.00	0.0%	\$0.00
2002	\$0.00	\$0.00	0.0%	\$0.00	\$0.00	0.0%	\$0.00
2003	\$0.00	\$0.00	0.0%	\$0.00	\$0.00	0.0%	\$0.00
2004	\$0.00	\$0.00	0.0%	\$0.00	\$0.00	0.0%	\$0.00
2005	\$0.00	\$0.00	0.0%	\$0.00	\$0.00	0.0%	\$0.00
2006	\$0.00	\$0.00	0.0%	\$0.00	\$0.00	0.0%	\$0.00
2007	\$422,535.05	\$90,000.00	21.3%	\$332,535.05	\$90,000.00	100.0%	\$0.00
2008	\$0.00	\$0.00	0.0%	\$0.00	\$0.00	0.0%	\$0.00
2009	\$0.00	\$0.00	0.0%	\$0.00	\$0.00	0.0%	\$0.00
2010	\$0.00	\$0.00	0.0%	\$0.00	\$0.00	0.0%	\$0.00
2011	\$0.00	\$0.00	0.0%	\$0.00	\$0.00	0.0%	\$0.00
2012	\$0.00	\$0.00	0.0%	\$0.00	\$0.00	0.0%	\$0.00
2013	\$0.00	\$0.00	0.0%	\$0.00	\$0.00	0.0%	\$0.00
2014	\$0.00	\$0.00	0.0%	\$0.00	\$0.00	0.0%	\$0.00
Total	\$422,535.05	\$90,000.00	21.3%	\$332,535.05	\$90,000.00	100.0%	\$0.00



**Status of HOME Grants
 SAN DIEGO**

IDIS - PR27

CHDO Funds (CR)

Fiscal Year	CHDO Requirement	Authorized Amount	Amount Reserved to CHDOS	% Req Rsvd	Unreserved CHDO Amount	Funds Committed to Activities	% Rsvd Cmtd	Balance to Commit	Total Disbursed	% Disb	Available to Disburse
1992	\$1,073,550.00	\$1,077,882.50	\$1,077,882.50	100.4%	\$0.00	\$1,077,882.50	100.0%	\$0.00	\$1,077,882.50	100.0%	\$0.00
1993	\$706,350.00	\$1,150,000.00	\$1,150,000.00	162.8%	\$0.00	\$1,150,000.00	100.0%	\$0.00	\$1,150,000.00	100.0%	\$0.00
1994	\$897,450.00	\$1,103,331.06	\$1,103,331.06	122.9%	\$0.00	\$1,103,331.06	100.0%	\$0.00	\$1,103,331.06	100.0%	\$0.00
1995	\$978,150.00	\$2,565,839.00	\$2,565,839.00	262.3%	\$0.00	\$2,565,839.00	100.0%	\$0.00	\$2,565,839.00	100.0%	\$0.00
1996	\$1,037,550.00	\$1,037,550.00	\$1,037,550.00	100.0%	\$0.00	\$1,037,550.00	100.0%	\$0.00	\$1,037,550.00	100.0%	\$0.00
1997	\$1,011,450.00	\$1,011,450.00	\$1,011,450.00	100.0%	\$0.00	\$1,011,450.00	100.0%	\$0.00	\$1,011,450.00	100.0%	\$0.00
1998	\$1,088,100.00	\$1,088,100.00	\$1,088,100.00	100.0%	\$0.00	\$1,088,100.00	100.0%	\$0.00	\$1,088,100.00	100.0%	\$0.00
1999	\$1,167,150.00	\$1,167,150.00	\$1,167,150.00	100.0%	\$0.00	\$1,167,150.00	100.0%	\$0.00	\$1,167,150.00	100.0%	\$0.00
2000	\$1,172,250.00	\$1,172,250.00	\$1,172,250.00	100.0%	\$0.00	\$1,172,250.00	100.0%	\$0.00	\$1,172,250.00	100.0%	\$0.00
2001	\$1,301,700.00	\$1,301,700.00	\$1,301,700.00	100.0%	\$0.00	\$1,301,700.00	100.0%	\$0.00	\$1,301,700.00	100.0%	\$0.00
2002	\$1,295,250.00	\$1,295,250.00	\$1,295,250.00	100.0%	\$0.00	\$1,295,250.00	100.0%	\$0.00	\$1,295,250.00	100.0%	\$0.00
2003	\$1,435,410.75	\$1,435,410.75	\$1,435,410.75	100.0%	\$0.00	\$1,435,410.75	100.0%	\$0.00	\$1,435,410.75	100.0%	\$0.00
2004	\$1,430,167.50	\$4,704,520.25	\$4,704,520.25	328.9%	\$0.00	\$4,704,520.25	100.0%	\$0.00	\$4,704,520.25	100.0%	\$0.00
2005	\$1,351,489.65	\$1,703,000.00	\$1,703,000.00	126.0%	\$0.00	\$1,703,000.00	100.0%	\$0.00	\$1,703,000.00	100.0%	\$0.00
2006	\$1,277,204.10	\$3,700,000.00	\$3,700,000.00	289.6%	\$0.00	\$3,700,000.00	100.0%	\$0.00	\$3,700,000.00	100.0%	\$0.00
2007	\$1,267,605.15	\$2,177,605.15	\$2,167,605.15	171.7%	\$0.00	\$2,167,605.15	100.0%	\$0.00	\$2,167,605.15	100.0%	\$0.00
2008	\$1,226,621.70	\$2,389,467.99	\$2,389,467.99	194.8%	\$0.00	\$2,389,467.99	100.0%	\$0.00	\$2,389,467.99	100.0%	\$0.00
2009	\$0.00	\$2,822,791.93	\$2,822,791.93	0.0%	\$0.00	\$2,822,791.93	100.0%	\$0.00	\$2,822,791.93	100.0%	\$0.00
2010	\$0.00	\$0.00	\$0.00	0.0%	\$0.00	\$0.00	0.0%	\$0.00	\$0.00	0.0%	\$0.00
2011	\$0.00	\$0.00	\$0.00	0.0%	\$0.00	\$0.00	0.0%	\$0.00	\$0.00	0.0%	\$0.00
2012	\$0.00	\$0.00	\$0.00	0.0%	\$0.00	\$0.00	0.0%	\$0.00	\$0.00	0.0%	\$0.00
2013	\$0.00	\$0.00	\$0.00	0.0%	\$0.00	\$0.00	0.0%	\$0.00	\$0.00	0.0%	\$0.00
2014	\$658,006.65	\$658,006.65	\$0.00	0.0%	\$658,006.65	\$0.00	0.0%	\$0.00	\$0.00	0.0%	\$0.00
Total	\$20,375,455.50	\$33,561,305.28	\$32,893,298.63	161.4%	\$658,006.65	\$32,893,298.63	100.0%	\$0.00	\$32,893,298.63	100.0%	\$0.00



**Status of HOME Grants
 SAN DIEGO**

IDIS - PR27

CHDO Loans (CL)

Fiscal Year	Authorized Amount	Amount Reserved	Amount Committed	% Auth Cmtd	Balance to Commit	Total Disbursed	% Disb	Balance to Disburse
1992	\$0.00	\$0.00	\$0.00	0.0%	\$0.00	\$0.00	0.0%	\$0.00
1993	\$0.00	\$0.00	\$0.00	0.0%	\$0.00	\$0.00	0.0%	\$0.00
1994	\$0.00	\$0.00	\$0.00	0.0%	\$0.00	\$0.00	0.0%	\$0.00
1995	\$0.00	\$0.00	\$0.00	0.0%	\$0.00	\$0.00	0.0%	\$0.00
1996	\$0.00	\$0.00	\$0.00	0.0%	\$0.00	\$0.00	0.0%	\$0.00
1997	\$0.00	\$0.00	\$0.00	0.0%	\$0.00	\$0.00	0.0%	\$0.00
1998	\$0.00	\$0.00	\$0.00	0.0%	\$0.00	\$0.00	0.0%	\$0.00
1999	\$0.00	\$0.00	\$0.00	0.0%	\$0.00	\$0.00	0.0%	\$0.00
2000	\$0.00	\$0.00	\$0.00	0.0%	\$0.00	\$0.00	0.0%	\$0.00
2001	\$0.00	\$0.00	\$0.00	0.0%	\$0.00	\$0.00	0.0%	\$0.00
2002	\$0.00	\$0.00	\$0.00	0.0%	\$0.00	\$0.00	0.0%	\$0.00
2003	\$0.00	\$0.00	\$0.00	0.0%	\$0.00	\$0.00	0.0%	\$0.00
2004	\$0.00	\$0.00	\$0.00	0.0%	\$0.00	\$0.00	0.0%	\$0.00
2005	\$0.00	\$0.00	\$0.00	0.0%	\$0.00	\$0.00	0.0%	\$0.00
2006	\$0.00	\$0.00	\$0.00	0.0%	\$0.00	\$0.00	0.0%	\$0.00
2007	\$10,000.00	\$10,000.00	\$10,000.00	100.0%	\$0.00	\$10,000.00	100.0%	\$0.00
2008	\$0.00	\$0.00	\$0.00	0.0%	\$0.00	\$0.00	0.0%	\$0.00
2009	\$0.00	\$0.00	\$0.00	0.0%	\$0.00	\$0.00	0.0%	\$0.00
2010	\$0.00	\$0.00	\$0.00	0.0%	\$0.00	\$0.00	0.0%	\$0.00
2011	\$0.00	\$0.00	\$0.00	0.0%	\$0.00	\$0.00	0.0%	\$0.00
2012	\$0.00	\$0.00	\$0.00	0.0%	\$0.00	\$0.00	0.0%	\$0.00
2013	\$0.00	\$0.00	\$0.00	0.0%	\$0.00	\$0.00	0.0%	\$0.00
2014	\$0.00	\$0.00	\$0.00	0.0%	\$0.00	\$0.00	0.0%	\$0.00
Total	\$10,000.00	\$10,000.00	\$10,000.00	100.0%	\$0.00	\$10,000.00	100.0%	\$0.00



**Status of HOME Grants
 SAN DIEGO**

IDIS - PR27

CHDO Capacity (CC)

Fiscal Year	Authorized Amount	Amount Reserved	Amount Committed	% Auth Cmtd	Balance to Commit	Total Disbursed	% Disb	Balance to Disburse
1992	\$0.00	\$0.00	\$0.00	0.0%	\$0.00	\$0.00	0.0%	\$0.00
1993	\$0.00	\$0.00	\$0.00	0.0%	\$0.00	\$0.00	0.0%	\$0.00
1994	\$0.00	\$0.00	\$0.00	0.0%	\$0.00	\$0.00	0.0%	\$0.00
1995	\$0.00	\$0.00	\$0.00	0.0%	\$0.00	\$0.00	0.0%	\$0.00
1996	\$0.00	\$0.00	\$0.00	0.0%	\$0.00	\$0.00	0.0%	\$0.00
1997	\$0.00	\$0.00	\$0.00	0.0%	\$0.00	\$0.00	0.0%	\$0.00
1998	\$0.00	\$0.00	\$0.00	0.0%	\$0.00	\$0.00	0.0%	\$0.00
1999	\$0.00	\$0.00	\$0.00	0.0%	\$0.00	\$0.00	0.0%	\$0.00
2000	\$0.00	\$0.00	\$0.00	0.0%	\$0.00	\$0.00	0.0%	\$0.00
2001	\$0.00	\$0.00	\$0.00	0.0%	\$0.00	\$0.00	0.0%	\$0.00
2002	\$0.00	\$0.00	\$0.00	0.0%	\$0.00	\$0.00	0.0%	\$0.00
2003	\$0.00	\$0.00	\$0.00	0.0%	\$0.00	\$0.00	0.0%	\$0.00
2004	\$0.00	\$0.00	\$0.00	0.0%	\$0.00	\$0.00	0.0%	\$0.00
2005	\$0.00	\$0.00	\$0.00	0.0%	\$0.00	\$0.00	0.0%	\$0.00
2006	\$0.00	\$0.00	\$0.00	0.0%	\$0.00	\$0.00	0.0%	\$0.00
2007	\$0.00	\$0.00	\$0.00	0.0%	\$0.00	\$0.00	0.0%	\$0.00
2008	\$0.00	\$0.00	\$0.00	0.0%	\$0.00	\$0.00	0.0%	\$0.00
2009	\$0.00	\$0.00	\$0.00	0.0%	\$0.00	\$0.00	0.0%	\$0.00
2010	\$0.00	\$0.00	\$0.00	0.0%	\$0.00	\$0.00	0.0%	\$0.00
2011	\$0.00	\$0.00	\$0.00	0.0%	\$0.00	\$0.00	0.0%	\$0.00
2012	\$0.00	\$0.00	\$0.00	0.0%	\$0.00	\$0.00	0.0%	\$0.00
2013	\$0.00	\$0.00	\$0.00	0.0%	\$0.00	\$0.00	0.0%	\$0.00
2014	\$0.00	\$0.00	\$0.00	0.0%	\$0.00	\$0.00	0.0%	\$0.00
Total	\$0.00	\$0.00	\$0.00	0.0%	\$0.00	\$0.00	0.0%	\$0.00



**Status of HOME Grants
 SAN DIEGO**

IDIS - PR27

Reservations to State Recipients and Sub-recipients (SU)

Fiscal Year	Amount Reserved to Other Entities	Amount Committed	% Rsvd Cmtd	Balance to Commit	Total Disbursed	% Disb	Available to Disburse
1992	\$0.00	\$0.00	0.0%	\$0.00	\$0.00	0.0%	\$0.00
1993	\$0.00	\$0.00	0.0%	\$0.00	\$0.00	0.0%	\$0.00
1994	\$0.00	\$0.00	0.0%	\$0.00	\$0.00	0.0%	\$0.00
1995	\$0.00	\$0.00	0.0%	\$0.00	\$0.00	0.0%	\$0.00
1996	\$0.00	\$0.00	0.0%	\$0.00	\$0.00	0.0%	\$0.00
1997	\$0.00	\$0.00	0.0%	\$0.00	\$0.00	0.0%	\$0.00
1998	\$0.00	\$0.00	0.0%	\$0.00	\$0.00	0.0%	\$0.00
1999	\$0.00	\$0.00	0.0%	\$0.00	\$0.00	0.0%	\$0.00
2000	\$0.00	\$0.00	0.0%	\$0.00	\$0.00	0.0%	\$0.00
2001	\$0.00	\$0.00	0.0%	\$0.00	\$0.00	0.0%	\$0.00
2002	\$0.00	\$0.00	0.0%	\$0.00	\$0.00	0.0%	\$0.00
2003	\$0.00	\$0.00	0.0%	\$0.00	\$0.00	0.0%	\$0.00
2004	\$0.00	\$0.00	0.0%	\$0.00	\$0.00	0.0%	\$0.00
2005	\$0.00	\$0.00	0.0%	\$0.00	\$0.00	0.0%	\$0.00
2006	\$0.00	\$0.00	0.0%	\$0.00	\$0.00	0.0%	\$0.00
2007	\$0.00	\$0.00	0.0%	\$0.00	\$0.00	0.0%	\$0.00
2008	\$0.00	\$0.00	0.0%	\$0.00	\$0.00	0.0%	\$0.00
2009	\$0.00	\$0.00	0.0%	\$0.00	\$0.00	0.0%	\$0.00
2010	\$0.00	\$0.00	0.0%	\$0.00	\$0.00	0.0%	\$0.00
2011	\$0.00	\$0.00	0.0%	\$0.00	\$0.00	0.0%	\$0.00
2012	\$0.00	\$0.00	0.0%	\$0.00	\$0.00	0.0%	\$0.00
2013	\$0.00	\$0.00	0.0%	\$0.00	\$0.00	0.0%	\$0.00
2014	\$0.00	\$0.00	0.0%	\$0.00	\$0.00	0.0%	\$0.00
Total	\$0.00	\$0.00	0.0%	\$0.00	\$0.00	0.0%	\$0.00



**Status of HOME Grants
 SAN DIEGO**

IDIS - PR27

Total Program Funds

(A) Fiscal Year	(B) Total Authorization	(C) Program Income Amount	(D) Committed Amount	(E) Net Disbursed for Activities	(F) Net Disbursed for Admin/OP	(G) Net Disbursed	(H) Disbursed Pending Approval	(I) Total Disbursed	(J) Available to Disburse
1992	\$7,157,000.00	\$0.00	\$6,441,300.00	\$6,441,300.00	\$715,700.00	\$7,157,000.00	\$0.00	\$7,157,000.00	\$0.00
1993	\$4,709,000.00	\$0.00	\$4,238,100.00	\$4,238,100.00	\$470,900.00	\$4,709,000.00	\$0.00	\$4,709,000.00	\$0.00
1994	\$5,983,000.00	\$0.00	\$5,384,700.00	\$5,384,700.00	\$598,300.00	\$5,983,000.00	\$0.00	\$5,983,000.00	\$0.00
1995	\$6,521,000.00	\$0.00	\$5,868,900.00	\$5,868,900.00	\$652,100.00	\$6,521,000.00	\$0.00	\$6,521,000.00	\$0.00
1996	\$6,917,000.00	\$821,973.99	\$7,047,273.99	\$7,047,273.99	\$691,700.00	\$7,738,973.99	\$0.00	\$7,738,973.99	\$0.00
1997	\$6,743,000.00	\$645,000.00	\$6,713,700.00	\$6,713,700.00	\$674,300.00	\$7,388,000.00	\$0.00	\$7,388,000.00	\$0.00
1998	\$7,254,000.00	\$345,258.41	\$6,873,858.41	\$6,873,858.41	\$725,400.00	\$7,599,258.41	\$0.00	\$7,599,258.41	\$0.00
1999	\$7,781,000.00	\$603,667.67	\$7,586,486.27	\$7,586,486.27	\$798,181.40	\$8,384,667.67	\$0.00	\$8,384,667.67	\$0.00
2000	\$7,815,000.00	\$935,324.53	\$7,892,617.50	\$7,892,617.50	\$857,707.03	\$8,750,324.53	\$0.00	\$8,750,324.53	\$0.00
2001	\$8,678,000.00	\$989,826.81	\$8,800,026.81	\$8,800,026.81	\$867,800.00	\$9,667,826.81	\$0.00	\$9,667,826.81	\$0.00
2002	\$8,635,000.00	\$2,551,184.54	\$10,322,684.54	\$10,322,684.54	\$863,500.00	\$11,186,184.54	\$0.00	\$11,186,184.54	\$0.00
2003	\$9,569,405.00	\$3,831,639.26	\$12,444,103.76	\$12,444,103.76	\$956,940.50	\$13,401,044.26	\$0.00	\$13,401,044.26	\$0.00
2004	\$10,486,214.00	\$6,672,260.44	\$16,161,371.14	\$16,161,371.14	\$997,103.30	\$17,158,474.44	\$0.00	\$17,158,474.44	\$0.00
2005	\$9,303,698.00	\$4,588,932.26	\$12,536,419.46	\$12,536,419.46	\$1,356,210.80	\$13,892,630.26	\$0.00	\$13,892,630.26	\$0.00
2006	\$8,661,281.00	\$2,378,177.06	\$10,187,988.66	\$10,187,988.66	\$851,469.40	\$11,039,458.06	\$0.00	\$11,039,458.06	\$0.00
2007	\$8,597,288.00	\$2,116,858.01	\$9,655,781.36	\$9,655,781.36	\$1,058,364.65	\$10,714,146.01	\$0.00	\$10,714,146.01	\$0.00
2008	\$8,236,705.00	\$6,565,225.47	\$13,327,660.12	\$13,327,660.12	\$1,474,270.35	\$14,801,930.47	\$0.00	\$14,801,930.47	\$0.00
2009	\$9,154,816.00	\$1,498,540.00	\$9,712,024.27	\$9,712,024.27	\$941,331.73	\$10,653,356.00	\$0.00	\$10,653,356.00	\$0.00
2010	\$9,063,132.00	\$2,595,059.84	\$10,751,878.64	\$10,751,878.64	\$906,313.20	\$11,658,191.84	\$0.00	\$11,658,191.84	\$0.00
2011	\$7,981,652.00	\$328,108.88	\$7,511,595.68	\$4,618,607.14	\$798,165.20	\$5,416,772.34	\$0.00	\$5,416,772.34	\$2,892,988.54
2012	\$4,452,630.00	\$2,556,006.71	\$6,307,773.04	\$2,300,406.04	\$125,947.44	\$2,426,353.48	\$0.00	\$2,426,353.48	\$4,582,283.23
2013	\$4,309,278.00	\$4,159,379.48	\$3,694,110.37	\$3,671,764.25	\$0.00	\$3,671,764.25	\$0.00	\$3,671,764.25	\$4,796,893.23
2014	\$4,386,711.00	\$0.00	\$0.00	\$0.00	\$0.00	\$0.00	\$0.00	\$0.00	\$4,386,711.00
Total	\$172,395,810.00	\$44,182,423.36	\$189,460,354.02	\$182,537,652.36	\$17,381,705.00	\$199,919,357.36	\$0.00	\$199,919,357.36	\$16,658,876.00



**Status of HOME Grants
 SAN DIEGO**

IDIS - PR27

Total Program Percent

(A) Fiscal Year	(B) Total Authorization	(C) Program Income Amount	(D) % Committed for Activities	(E) % Disb for Activities	(F) % Disb for Admin/OP	(G) % Net Disbursed	(H) % Disbursed Pending Approval	(I) % Total Disbursed	(J) % Available to Disburse
1992	\$7,157,000.00	\$0.00	90.0%	90.0%	10.0%	100.0%	0.0%	100.0%	0.0%
1993	\$4,709,000.00	\$0.00	90.0%	90.0%	10.0%	100.0%	0.0%	100.0%	0.0%
1994	\$5,983,000.00	\$0.00	90.0%	90.0%	10.0%	100.0%	0.0%	100.0%	0.0%
1995	\$6,521,000.00	\$0.00	90.0%	90.0%	10.0%	100.0%	0.0%	100.0%	0.0%
1996	\$6,917,000.00	\$821,973.99	101.8%	91.0%	8.9%	100.0%	0.0%	100.0%	0.0%
1997	\$6,743,000.00	\$645,000.00	99.5%	90.8%	9.1%	100.0%	0.0%	100.0%	0.0%
1998	\$7,254,000.00	\$345,258.41	94.7%	90.4%	9.5%	100.0%	0.0%	100.0%	0.0%
1999	\$7,781,000.00	\$603,667.67	97.5%	90.4%	9.5%	100.0%	0.0%	100.0%	0.0%
2000	\$7,815,000.00	\$935,324.53	100.9%	90.1%	9.8%	100.0%	0.0%	100.0%	0.0%
2001	\$8,678,000.00	\$989,826.81	101.4%	91.0%	8.9%	100.0%	0.0%	100.0%	0.0%
2002	\$8,635,000.00	\$2,551,184.54	119.5%	92.2%	7.7%	100.0%	0.0%	100.0%	0.0%
2003	\$9,569,405.00	\$3,831,639.26	130.0%	92.8%	7.1%	100.0%	0.0%	100.0%	0.0%
2004	\$10,486,214.00	\$6,672,260.44	154.1%	94.1%	5.8%	100.0%	0.0%	100.0%	0.0%
2005	\$9,303,698.00	\$4,588,932.26	134.7%	90.2%	9.7%	100.0%	0.0%	100.0%	0.0%
2006	\$8,661,281.00	\$2,378,177.06	117.6%	92.2%	7.7%	100.0%	0.0%	100.0%	0.0%
2007	\$8,597,288.00	\$2,116,858.01	112.3%	90.1%	9.8%	100.0%	0.0%	100.0%	0.0%
2008	\$8,236,705.00	\$6,565,225.47	161.8%	90.0%	9.9%	100.0%	0.0%	100.0%	0.0%
2009	\$9,154,816.00	\$1,498,540.00	106.0%	91.1%	8.8%	100.0%	0.0%	100.0%	0.0%
2010	\$9,063,132.00	\$2,595,059.84	118.6%	92.2%	7.7%	100.0%	0.0%	100.0%	0.0%
2011	\$7,981,652.00	\$328,108.88	94.1%	55.5%	9.6%	65.1%	0.0%	65.1%	34.8%
2012	\$4,452,630.00	\$2,556,006.71	141.6%	32.8%	1.7%	34.6%	0.0%	34.6%	65.3%
2013	\$4,309,278.00	\$4,159,379.48	85.7%	43.3%	0.0%	43.3%	0.0%	43.3%	56.6%
2014	\$4,386,711.00	\$0.00	0.0%	0.0%	0.0%	0.0%	0.0%	0.0%	100.0%
Total	\$172,395,810.00	\$44,182,423.36	109.8%	84.2%	8.0%	92.3%	0.0%	92.3%	7.6%



CDBG Community Development Block Grant Performance Profile

PR54 - SAN DIEGO, CA

Program Year From 07-01-2013 To 06-30-2014

Program Year 2013 Funds

2013 CDBG Allocation \$11,327,381.00
 Program Income Received During Program Year 2013 \$0.00

Total Available¹ \$11,327,381.00

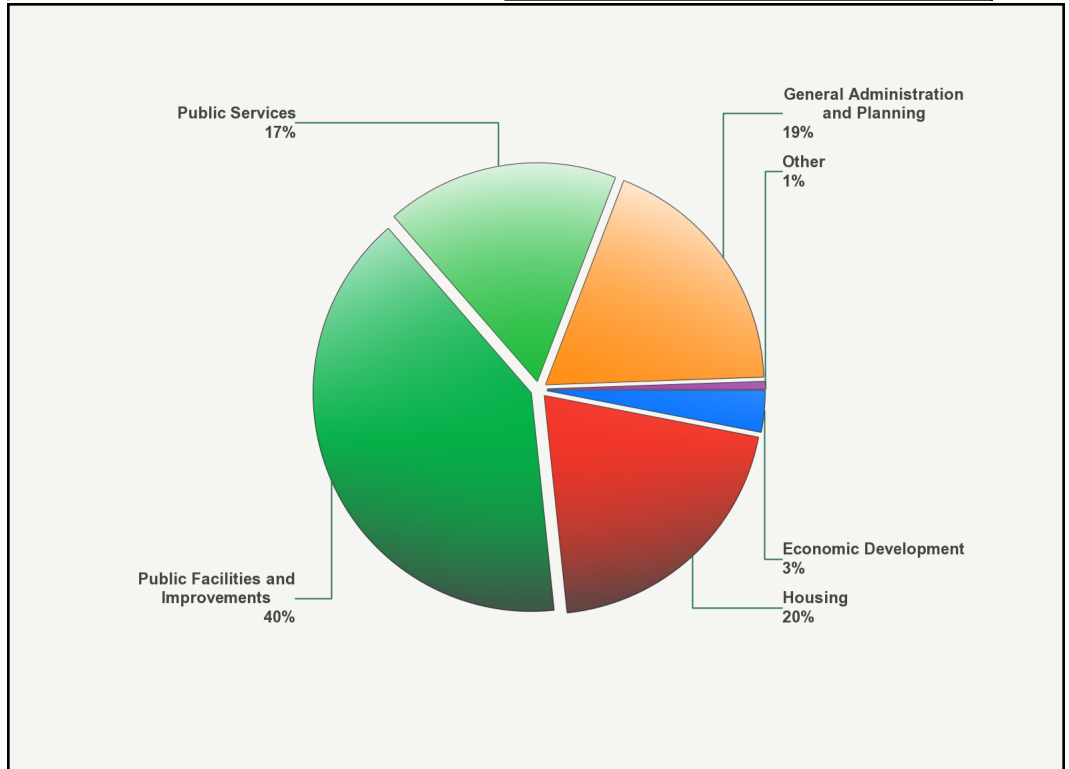
Expenditures²

Type of Activity	Expenditure	Percentage
Economic Development	\$382,420.60	2.96%
Housing	\$2,624,471.08	20.35%
Public Facilities and Improvements	\$5,180,403.75	40.16%
Public Services	\$2,240,282.62	17.37%
General Administration and Planning	\$2,396,608.34	18.58%
Other	\$74,441.15	0.58%
Total	\$12,898,627.54	100.00%

Timeliness

Timeliness Ratio - unexpended funds as percent of 2013 allocation 1.29

Expenditures by Type of Activity (%) Expenditures by Type of Activity (\$)





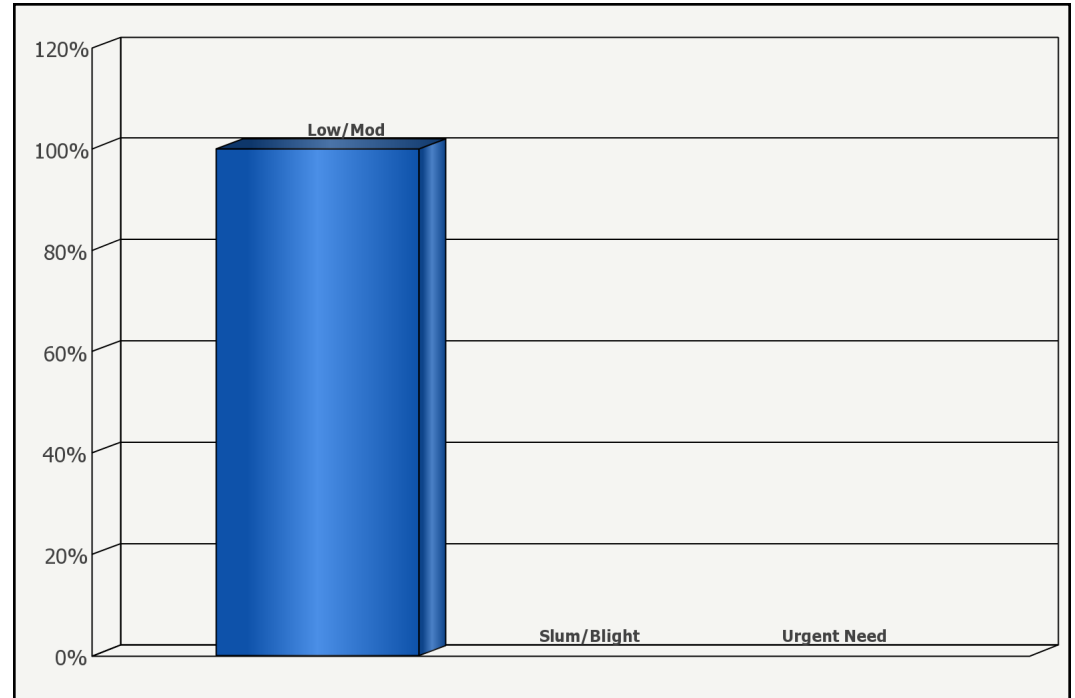
CDBG Community Development Block Grant Performance Profile

PR54 - SAN DIEGO, CA

Program Year From 07-01-2013 To 06-30-2014

Program Targeting

1 -Percentage of Expenditures Assisting Low- and Moderate-Income Persons and Households Either Directly or On an Area Basis ³	100.00%
2 -Percentage of Expenditures That Benefit Low/Mod Income Areas	21.80%
3 -Percentage of Expenditures That Aid in The Prevention or Elimination of Slum or Blight	0.00%
4 -Percentage of Expenditures Addressing Urgent Needs	0.00%
5 -Funds Expended in Neighborhood (Community For State) Revitalization Strategy Areas and by Community Development Financial Institution.	\$0.00
6 -Percentage of Funds Expended in Neighborhood (Community For State) Revitalization Strategy Areas and by Community Development Financial Institution	0.00%





CDBG Community Development Block Grant Performance Profile

PR54 - SAN DIEGO, CA

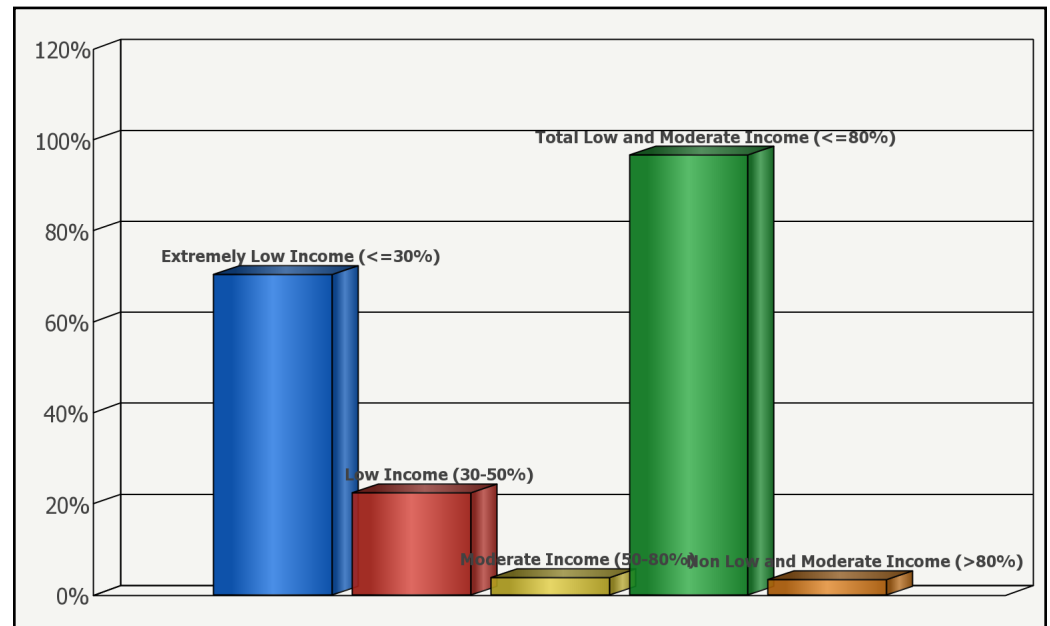
Program Year From 07-01-2013 To 06-30-2014

CDBG Beneficiaries by Racial/Ethnic Category⁴

Race	Total	Hispanic
Unspecified & DO NOT USE	0.00%	0.00%
White	52.75%	72.10%
Black/African American	14.53%	0.91%
Asian	15.50%	0.27%
American Indian/Alaskan Native	0.80%	0.60%
Native Hawaiian/Other Pacific Islander	5.25%	0.47%
American Indian/Alaskan Native & White	0.19%	0.25%
Asian & White	1.29%	0.02%
Black/African American & White	0.25%	0.07%
Amer. Indian/Alaskan Native & Black/African Amer.	0.14%	0.09%
Other multi-racial	9.31%	25.22%
Asian/Pacific Islander (valid until 03-31-04)	0.00%	0.00%
Hispanic (valid until 03-31-04)	0.00%	0.00%

Income of CDBG Beneficiaries

Income Level	Percentage
Extremely Low Income (<=30%)	70.43%
Low Income (30-50%)	22.41%
Moderate Income (50-80%)	3.80%
Total Low and Moderate Income (<=80%)	96.63%
Non Low and Moderate Income (>80%)	3.37%





CDBG Community Development Block Grant Performance Profile

PR54 - SAN DIEGO, CA

Program Year From 07-01-2013 To 06-30-2014

Program Year 2013 Accomplishments

Accomplishment	Number
Actual Jobs Created or Retained	0
Households Receiving Housing Assistance	531
Persons Assisted Directly, Primarily By Public Services and Public Facilities	636,962
Persons for Whom Services and Facilities were Available	137,227 ⁵
Units Rehabilitated-Single Units	255
Units Rehabilitated-Multi Unit Housing	167

Funds Leveraged for Activities Completed **\$7,951,795.86**

Notes

1 Also, additional funds may have been available from prior years.

2 The return of grant funds is not reflected in these expenditures.

3 Derived by dividing annual expenditures for low-and moderate-income activities by the total expenditures for all activities (excluding planning and administration, except when State planning activities have a national objective) during the program year.

4 For entitlement communities, these data are only for those activities that directly benefit low- and moderate-income persons or households. They do not include data for activities that provide assistance to low- and moderate-income persons on an area basis, activities that aid in the prevention and elimination of slums and blight, and activities that address urgent needs. For states, these data are reported for all activities that benefit low- and moderate-income persons or households, aid in the prevention and elimination of slums and blight, and address urgent needs.

5 This number represents the total number of persons/households for whom services/facilities were available for [in many cases] multiple area benefit activities as reported by grantees. A service or facility meeting the national objective of benefiting low- and moderate-income persons on an area basis is available to all residents of the area served by the activity. If one or more activities had the same or overlapping service areas, the number of persons served by each activity was used to calculate the total number served; e.g., if two activities providing different services had the same service area, the number of persons in the service area would be counted twice; once for each activity.



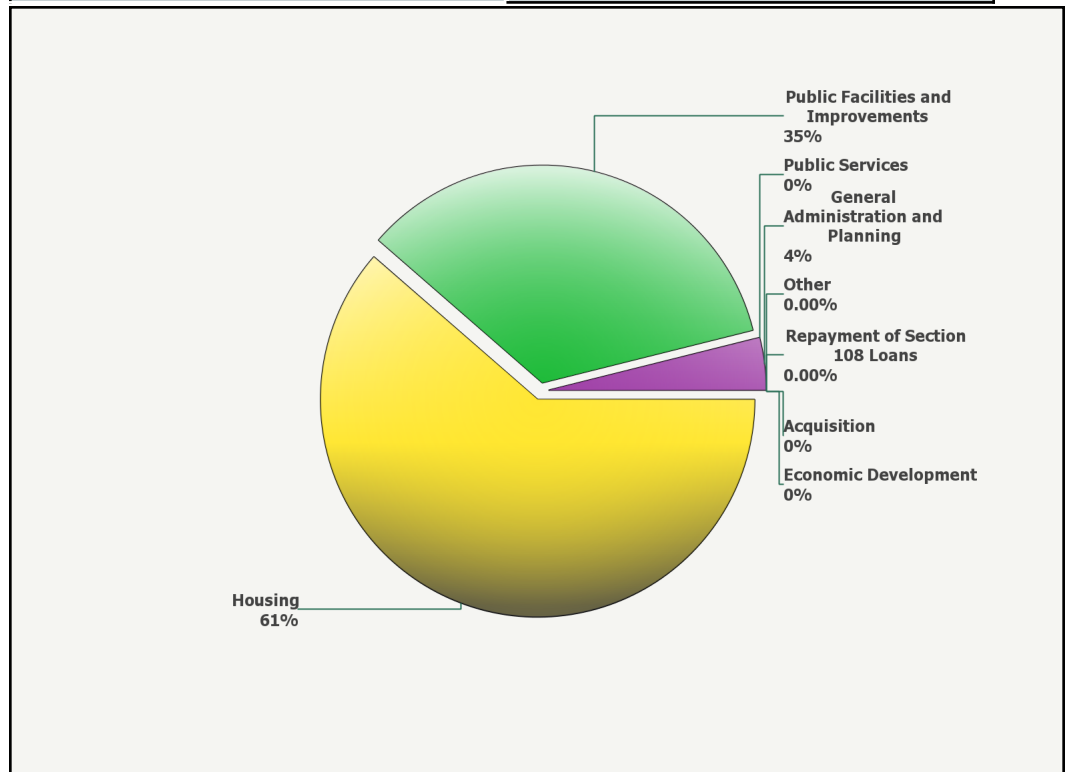
Program Funds

CDBG-R Allocation	\$4,033,900.00
Program Income Received	\$0.00
Total Available¹	\$4,033,900.00

Expenditures²

Type of Activity	Expenditure	Percentage
Acquisition	\$0.00	0.00%
Economic Development	\$0.00	0.00%
Housing	\$2,478,267.47	61.44%
Public Facilities and Improvements	\$1,401,773.96	34.75%
Public Services	\$0.00	0.00%
General Administration and Planning	\$153,858.57	3.81%
Other	\$0.00	0.00%
Repayment of Section 108 Loans	\$0.00	0.00%
Total	\$4,033,900.00	100.00%

Expenditures by Type of Activity (%) Expenditures by Type of Activity (\$)

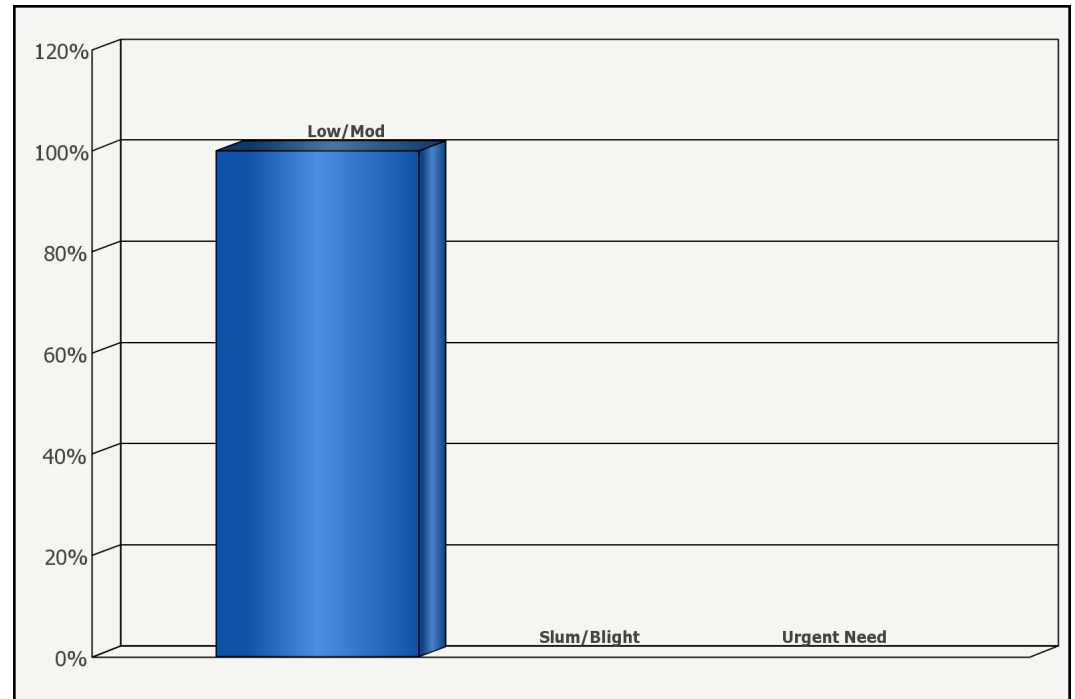




CDBG-R Community Development Block Grant Performance Profile
PR54 - SAN DIEGO, CA

Program Targeting

1 -Percentage of Expenditures Assisting Low- and Moderate-Income Persons and Households Either Directly or On an Area Basis	100.00%
2 -Percentage of Expenditures That Benefit Low/Mod Income Areas	25.51%
3 -Percentage of Expenditures That Aid in The Prevention or Elimination of Slum or Blight	0.00%
4 -Percentage of Expenditures Addressing Urgent Needs	0.00%
5 -Funds Expended in Neighborhood (Community for State) Revitalization Strategy Areas and by Community Development Financial Institution.	\$0.00
6 -Percentage of Funds Expended in Neighborhood (Community for State) Revitalization Strategy Areas and by Community Development Financial Institution	0.00%





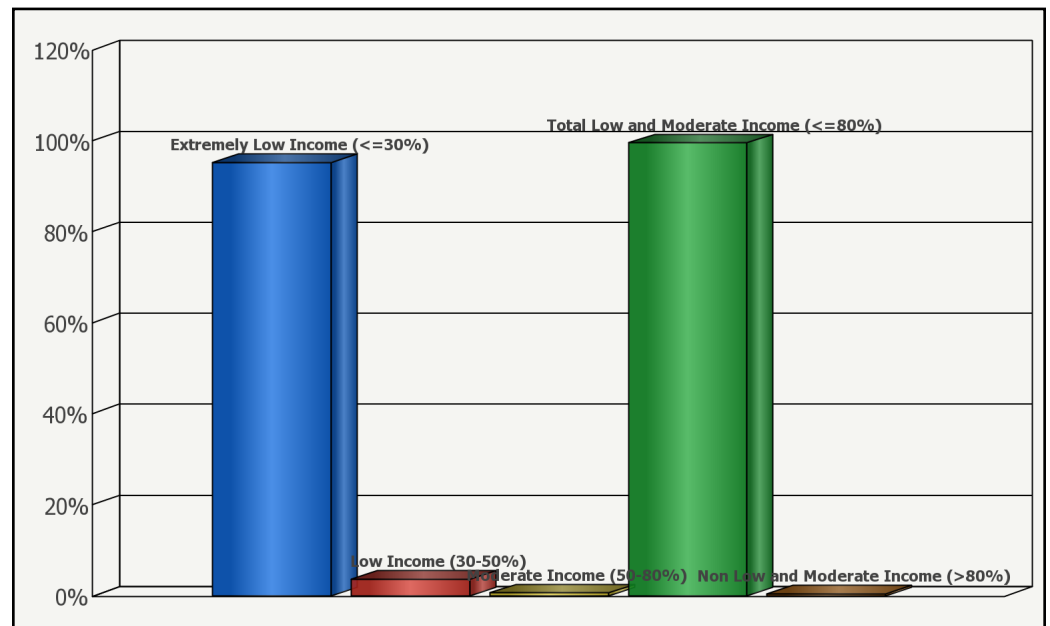
CDBG-R Community Development Block Grant Performance Profile
 PR54 - SAN DIEGO, CA

CDBG-R Beneficiaries by Racial/Ethnic Category⁴

Race	Total	Hispanic
Unspecified ; DO NOT USE	0.00%	0.00%
White	61.95%	86.67%
Black/African American	25.37%	2.05%
Asian	4.96%	0.51%
American Indian/Alaskan Native	1.75%	0.51%
Native Hawaiian/Other Pacific Islander	0.92%	0.51%
American Indian/Alaskan Native & White	0.46%	0.51%
Asian & White	0.00%	0.00%
Black/African American & White	0.37%	0.00%
Amer. Indian/Alaskan Native & Black/African Amer.	0.18%	0.00%
Other multi-racial	4.04%	9.23%
Asian/Pacific Islander (valid until 03-31-04)	0.00%	0.00%
Hispanic (valid until 03-31-04)	0.00%	0.00%

Income of CDBG-R Beneficiaries

Income Level	Percentage
Extremely Low Income (<=30%)	95.22%
Low Income (30-50%)	3.68%
Moderate Income (50-80%)	0.64%
Total Low and Moderate Income (<=80%)	99.54%
Non Low and Moderate Income (>80%)	0.46%





Program Accomplishments

Accomplishment	Number
Actual Jobs Created or Retained	0
Households Receiving Housing Assistance	82
Persons Assisted Directly, Primarily By Public Services and Public Facilities	1,006
Persons for Whom Services and Facilities were Available	9,903 ⁵
Units Rehabilitated-Single Units	0
Units Rehabilitated-Multi Unit Housing	82

Funds Leveraged for Activities Completed \$4,033,900.00

Notes

1 Also, additional funds may have been available from prior years.

2 The return of grant funds is not reflected in these expenditures.

3 Derived by dividing annual expenditures for low-and moderate-income activities by the total expenditures for all activities (excluding planning and administration, except when State planning activities have a national objective) during the program year.

4 For entitlement communities, these data are only for those activities that directly benefit low- and moderate-income persons or households. They do not include data for activities that provide assistance to low- and moderate-income persons on an area basis, activities that aid in the prevention and elimination of slums and blight, and activities that address urgent needs. For states, these data are reported for all activities that benefit low- and moderate-income persons or households, aid in the prevention and elimination of slums and blight, and address urgent needs.

5 This number represents the total number of persons/households for whom services/facilities were available for [in many cases] multiple area benefit activities as reported by grantees. A service or facility meeting the national objective of benefiting low- and moderate-income persons on an area basis is available to all residents of the area served by the activity. If one or more activities had the same or overlapping service areas, the number of persons served by each activity was used to calculate the total number served; e.g., if two activities providing different services had the same service area, the number of persons in the service area would be counted twice; once for each activity.



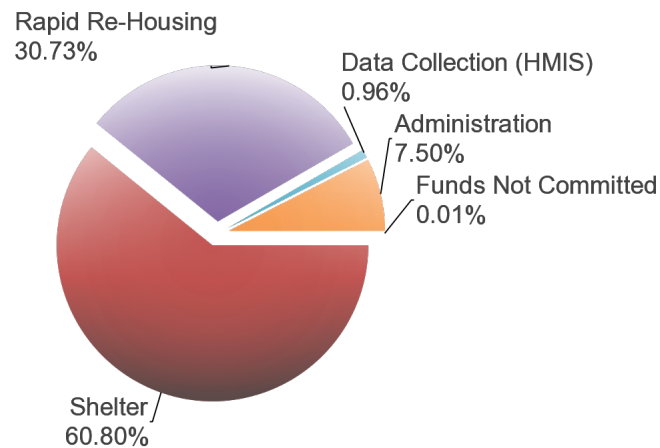
ESG Program Level Summary

Grant Number	Total Grant Amount	Total Funds Committed	Total Funds Available to Commit	% of Grant Funds Not Committed	Grant Funds Drawn	% of Grant Funds Drawn	Available to Draw	% Remaining to Draw
E11MC060542	\$1,033,394.00	\$1,033,296.53	\$97.47	0.01%	\$1,033,010.61	99.96%	\$383.39	0.04%

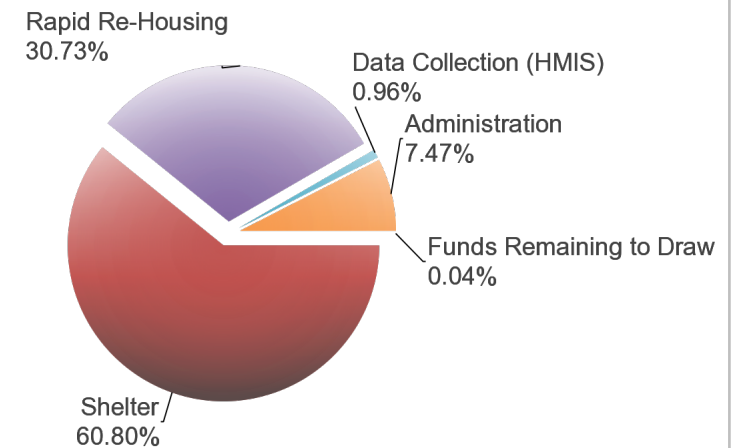
ESG Program Components

Activity Type	Total Committed to Activities	% of Grant Committed	Drawn Amount	% of Grant Drawn
Street Outreach	\$0.00	0.00%	\$0.00	0.00%
Shelter	\$628,303.00	60.80%	\$628,303.00	60.80%
Homeless Prevention	\$0.00	0.00%	\$0.00	0.00%
Rapid Re-Housing	\$317,586.00	30.73%	\$317,586.00	30.73%
Data Collection (HMIS)	\$9,902.98	0.96%	\$9,902.98	0.96%
Administration	\$77,504.55	7.50%	\$77,218.63	7.47%
Funds Not Committed	\$97.47	0.01%	\$0.00	0.00%
Funds Remaining to Draw	\$0.00	0.00%	\$383.39	0.04%
Total	\$1,033,394.00	100.00%	\$1,033,394.00	100.00%

Funds Committed



Funds Drawn



■ Street Outreach
 ■ Shelter
 ■ Homeless Prevention
 ■ Rapid Re-Housing
■ Data Collection (HMIS)
 ■ Administration
 ■ Funds Not Committed
 ■ Funds Remaining to Draw

■ Street Outreach
 ■ Shelter
 ■ Homeless Prevention
 ■ Rapid Re-Housing
■ Data Collection (HMIS)
 ■ Administration
 ■ Funds Not Committed
 ■ Funds Remaining to Draw



U.S. Department of Housing and Urban Development
 Office of Community Planning and Development
 Integrated Disbursement and Information System
 PR91 - ESG Financial Summary
 SAN DIEGO, CA
 2011

DATE: 09-17-14
 TIME: 17:20
 PAGE: 2

24-Month Grant Expenditure Deadline

All of the recipient's grant must be expended for eligible activity costs within 24 months after the date HUD signs the grant agreement with the recipient. Expenditure means either an actual cash disbursement for a direct charge for a good or service or an indirect cost or the accrual of a direct charge for a good or service or an indirect cost. This report uses draws in IDIS to measure expenditures. HUD allocated Fiscal Year 2011 ESG funds in two allocations. For FY2011, this Obligation Date is the date of the first allocation. This report does not list the Obligation Date, does not calculate the Expenditure Deadline, and does not track the Days Remaining for the FY 2011 second allocation.

Grant Amount: \$1,033,394.00

Grant Number	Draws to Date	HUD Obligation Date	Expenditure Deadline	Days Remaining to Meet Requirement Date	Expenditures Required
E11MC060542	\$1,033,010.61	08/21/2012	08/21/2014	(27)	\$383.39

60% Cap on Emergency Shelter and Street Outreach

The cap refers to the total amount of the recipient's fiscal year grant, allowed for emergency shelter and street outreach activities, is capped at 60 percent. This amount cannot exceed the greater of: (1) 60% of the overall grant for the year; or, (2) the amount of Fiscal Year 2010 ESG funds committed for homeless assistance activities.

Amount Committed to Shelter	Amount Committed to Street Outreach	Total Amount Committed to Shelter and Street Outreach	% Committed to Shelter and Street Outreach	2010 Funds Committed to Homeless Assistance Activities	Total Drawn for Shelter and Street Outreach	% Drawn for Shelter and Street Outreach
\$628,303.00	\$0.00	\$628,303.00	60.80%	\$660,147.00	\$628,303.00	60.80%

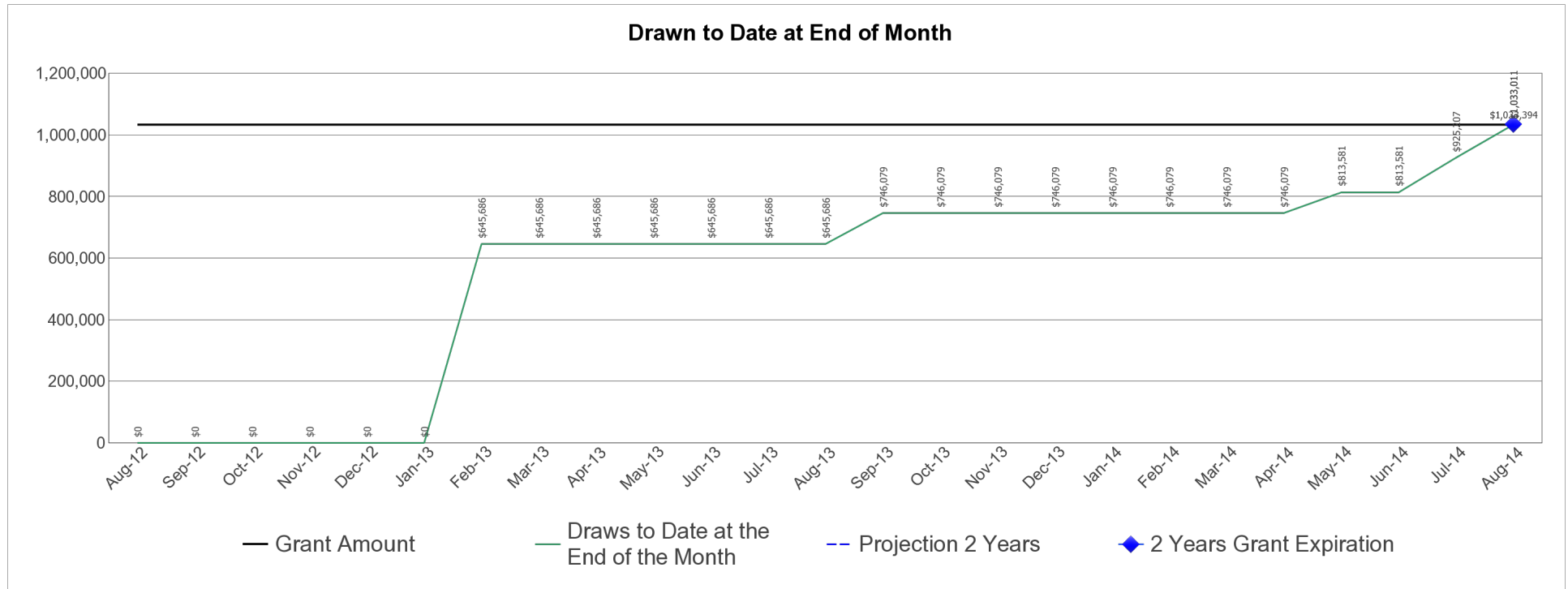


U.S. Department of Housing and Urban Development
 Office of Community Planning and Development
 Integrated Disbursement and Information System
 PR91 - ESG Financial Summary
 SAN DIEGO, CA
 2011

DATE: 09-17-14
 TIME: 17:20
 PAGE: 3

ESG Draws By Month (at the total grant level):

Grant Amount: 1,033,394.00



ESG Draws By Quarter (at the total grant level):

Quarter End Date	Draws for the Quarter	Draws to Date at the End of the Quarter	% Drawn for the Quarter	% Drawn to Date at End of Quarter
09/30/2012	\$0.00	\$0.00	0.00%	0.00%
12/31/2012	\$0.00	\$0.00	0.00%	0.00%
03/31/2013	\$645,686.31	\$645,686.31	62.48%	62.48%
06/30/2013	\$0.00	\$645,686.31	0.00%	62.48%
09/30/2013	\$100,392.32	\$746,078.63	9.71%	72.20%
12/31/2013	\$0.00	\$746,078.63	0.00%	72.20%
03/31/2014	\$0.00	\$746,078.63	0.00%	72.20%
06/30/2014	\$67,502.78	\$813,581.41	6.53%	78.73%
09/30/2014	\$219,429.20	\$1,033,010.61	21.23%	99.96%



U.S. Department of Housing and Urban Development
Office of Community Planning and Development
Integrated Disbursement and Information System
PR91 - ESG Financial Summary
SAN DIEGO, CA
2011

DATE: 09-17-14
TIME: 17:20
PAGE: 4

ESG Subrecipient Commitments and Draws by Activity Category :

Subrecipient	Activity Type	Committed	Drawn
SAN DIEGO HOUSING COMMISSION	Shelter	\$628,303.00	\$628,303.00
	Rapid Re-Housing	\$317,586.00	\$317,586.00
	Data Collection (HMIS)	\$9,902.98	\$9,902.98
	Administration	\$77,504.55	\$77,218.63
	Total	\$1,033,296.53	\$1,033,010.61
	Total Remaining to be Drawn		\$285.92
	Percentage Remaining to be Drawn		0.03%



U.S. Department of Housing and Urban Development
Office of Community Planning and Development
Integrated Disbursement and Information System
PR91 - ESG Financial Summary
SAN DIEGO, CA
2011

DATE: 09-17-14
TIME: 17:20
PAGE: 5

ESG Subrecipients by Activity Category

Activity Type	Subecipient
Shelter	SAN DIEGO HOUSING COMMISSION
Rapid Re-Housing	SAN DIEGO HOUSING COMMISSION
Data Collection (HMIS)	SAN DIEGO HOUSING COMMISSION
Administration	SAN DIEGO HOUSING COMMISSION

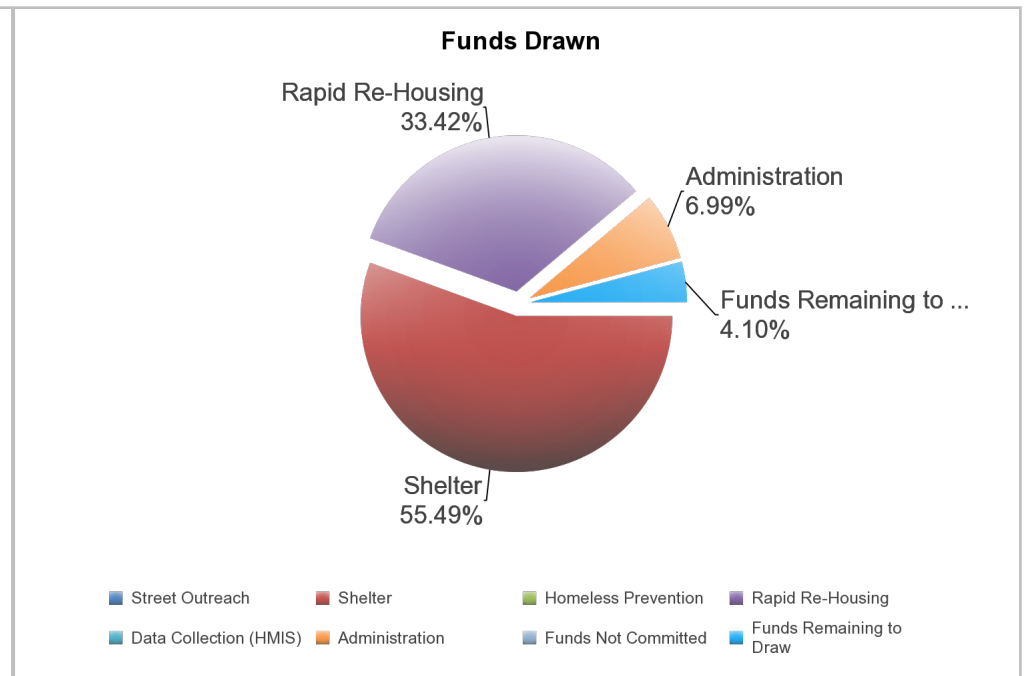
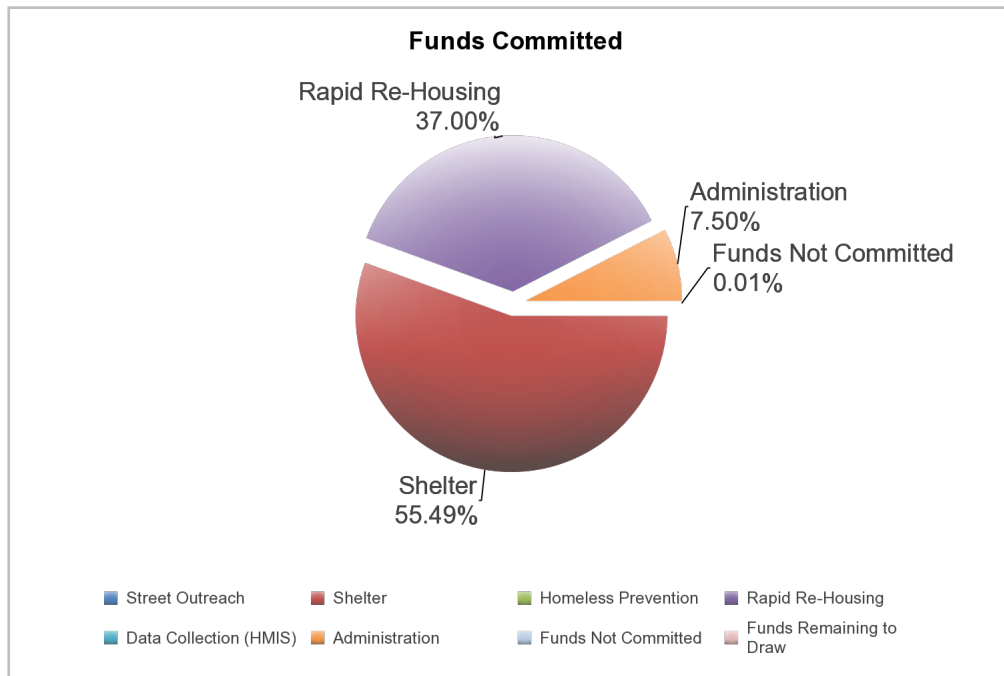


ESG Program Level Summary

Grant Number	Total Grant Amount	Total Funds Committed	Total Funds Available to Commit	% of Grant Funds Not Committed	Grant Funds Drawn	% of Grant Funds Drawn	Available to Draw	% Remaining to Draw
E12MC060542	\$1,177,964.00	\$1,177,820.15	\$143.85	0.01%	\$1,129,651.77	95.90%	\$48,312.23	4.10%

ESG Program Components

Activity Type	Total Committed to Activities	% of Grant Committed	Drawn Amount	% of Grant Drawn
Street Outreach	\$0.00	0.00%	\$0.00	0.00%
Shelter	\$653,626.15	55.49%	\$653,626.15	55.49%
Homeless Prevention	\$0.00	0.00%	\$0.00	0.00%
Rapid Re-Housing	\$435,847.00	37.00%	\$393,664.21	33.42%
Data Collection (HMIS)	\$0.00	0.00%	\$0.00	0.00%
Administration	\$88,347.00	7.50%	\$82,361.41	6.99%
Funds Not Committed	\$143.85	0.01%	\$0.00	0.00%
Funds Remaining to Draw	\$0.00	0.00%	\$48,312.23	4.10%
Total	\$1,177,964.00	100.00%	\$1,177,964.00	100.00%





U.S. Department of Housing and Urban Development
 Office of Community Planning and Development
 Integrated Disbursement and Information System
 PR91 - ESG Financial Summary
 SAN DIEGO, CA
 2012

DATE: 09-17-14
 TIME: 17:20
 PAGE: 7

24-Month Grant Expenditure Deadline

All of the recipient's grant must be expended for eligible activity costs within 24 months after the date HUD signs the grant agreement with the recipient. Expenditure means either an actual cash disbursement for a direct charge for a good or service or an indirect cost or the accrual of a direct charge for a good or service or an indirect cost. This report uses draws in IDIS to measure expenditures. HUD allocated Fiscal Year 2011 ESG funds in two allocations. For FY2011, this Obligation Date is the date of the first allocation. This report does not list the Obligation Date, does not calculate the Expenditure Deadline, and does not track the Days Remaining for the FY 2011 second allocation.

Grant Amount: \$1,177,964.00

Grant Number	Draws to Date	HUD Obligation Date	Expenditure Deadline	Days Remaining to Meet Requirement Date	Expenditures Required
E12MC060542	\$1,129,651.77	08/21/2012	08/21/2014	(27)	\$48,312.23

60% Cap on Emergency Shelter and Street Outreach

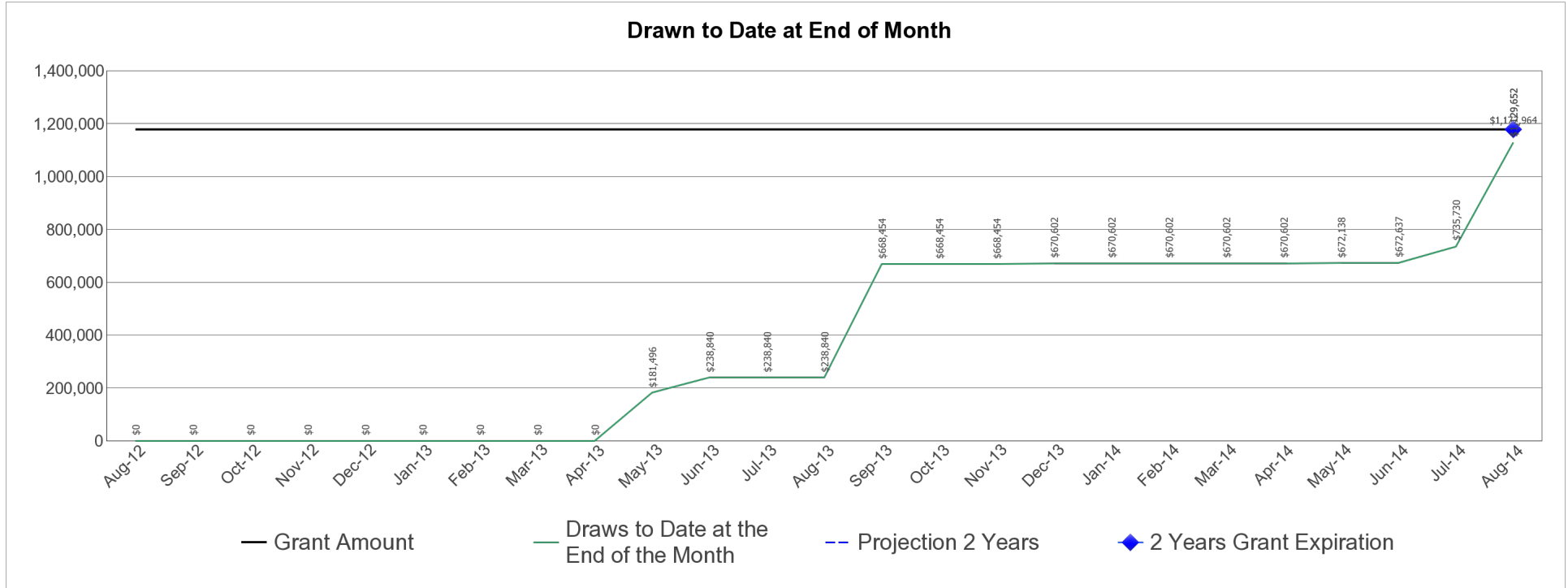
The cap refers to the total amount of the recipient's fiscal year grant, allowed for emergency shelter and street outreach activities, is capped at 60 percent. This amount cannot exceed the greater of: (1) 60% of the overall grant for the year; or, (2) the amount of Fiscal Year 2010 ESG funds committed for homeless assistance activities.

Amount Committed to Shelter	Amount Committed to Street Outreach	Total Amount Committed to Shelter and Street Outreach	% Committed to Shelter and Street Outreach	2010 Funds Committed to Homeless Assistance Activities	Total Drawn for Shelter and Street Outreach	% Drawn for Shelter and Street Outreach
\$653,626.15	\$0.00	\$653,626.15	55.49%	\$660,147.00	\$653,626.15	55.49%



ESG Draws By Month (at the total grant level):

Grant Amount: 1,177,964.00



ESG Draws By Quarter (at the total grant level):

Quarter End Date	Draws for the Quarter	Draws to Date at the End of the Quarter	% Drawn for the Quarter	% Drawn to Date at End of Quarter
09/30/2012	\$0.00	\$0.00	0.00%	0.00%
12/31/2012	\$0.00	\$0.00	0.00%	0.00%
03/31/2013	\$0.00	\$0.00	0.00%	0.00%
06/30/2013	\$238,840.49	\$238,840.49	20.28%	20.28%
09/30/2013	\$429,613.68	\$668,454.17	36.47%	56.75%
12/31/2013	\$2,148.12	\$670,602.29	0.18%	56.93%
03/31/2014	\$0.00	\$670,602.29	0.00%	56.93%
06/30/2014	\$2,034.42	\$672,636.71	0.17%	57.10%
09/30/2014	\$457,015.06	\$1,129,651.77	38.80%	95.90%



U.S. Department of Housing and Urban Development
Office of Community Planning and Development
Integrated Disbursement and Information System
PR91 - ESG Financial Summary
SAN DIEGO, CA
2012

DATE: 09-17-14
TIME: 17:20
PAGE: 9

ESG Subrecipient Commitments and Draws by Activity Category :

Subrecipient	Activity Type	Committed	Drawn
SAN DIEGO	Shelter	\$653,626.15	\$653,626.15
	Rapid Re-Housing	\$435,847.00	\$393,664.21
	Administration	\$88,347.00	\$82,361.41
	Total	\$1,177,820.15	\$1,129,651.77
	Total Remaining to be Drawn		\$48,168.38
	Percentage Remaining to be Drawn		4.09%



U.S. Department of Housing and Urban Development
Office of Community Planning and Development
Integrated Disbursement and Information System
PR91 - ESG Financial Summary
SAN DIEGO, CA
2012

DATE: 09-17-14
TIME: 17:20
PAGE: 10

ESG Subrecipients by Activity Category

Activity Type	Subecipient
Shelter	SAN DIEGO
Rapid Re-Housing	SAN DIEGO
Administration	SAN DIEGO

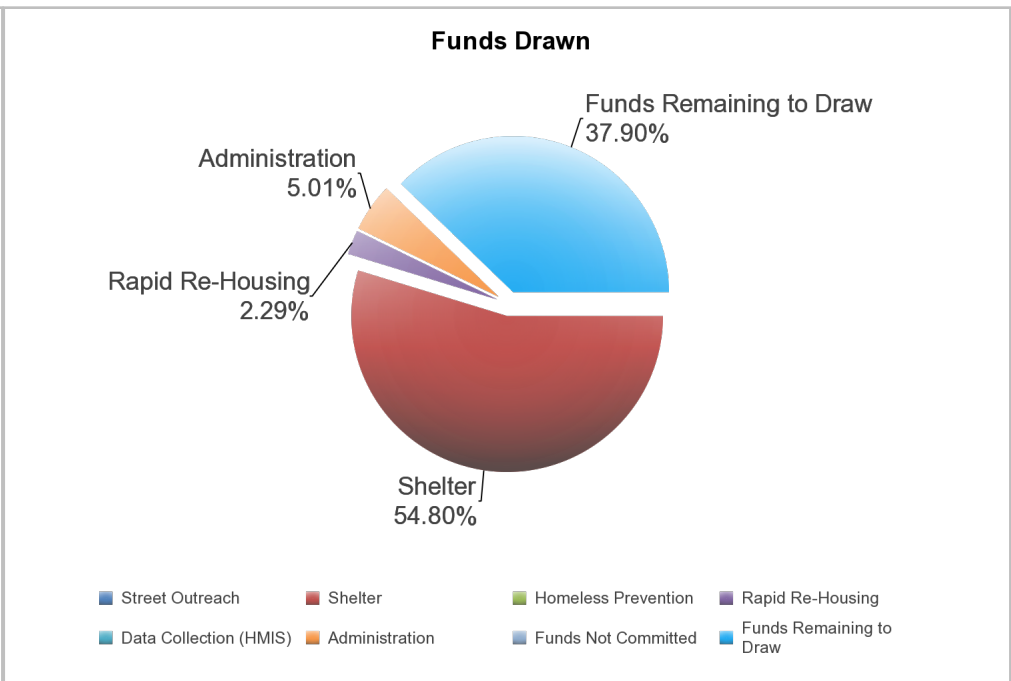
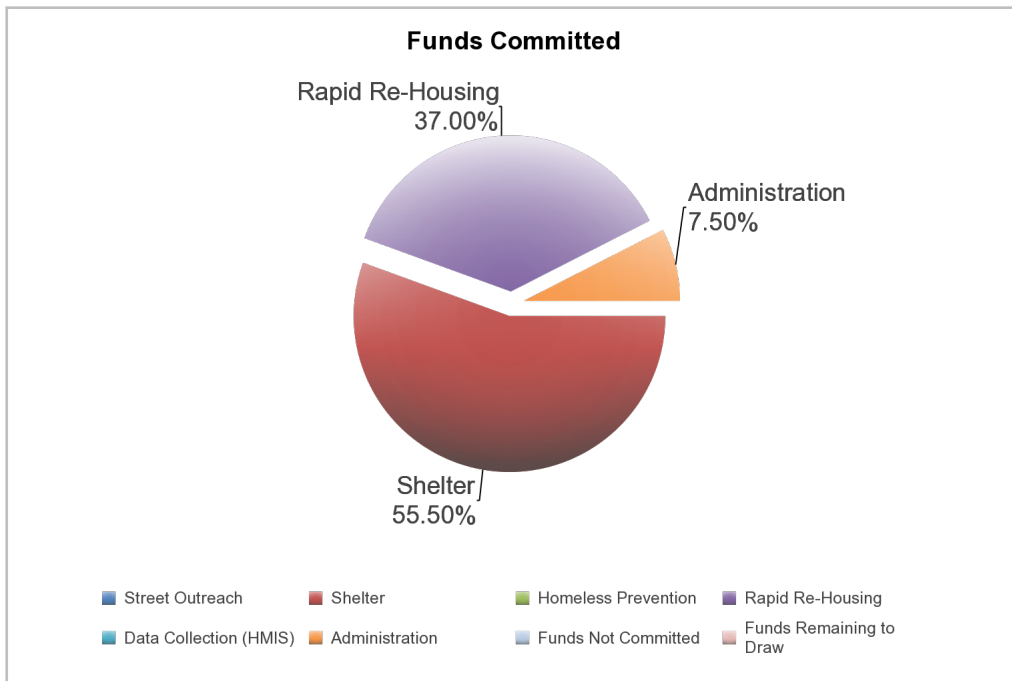


ESG Program Level Summary

Grant Number	Total Grant Amount	Total Funds Committed	Total Funds Available to Commit	% of Grant Funds Not Committed	Grant Funds Drawn	% of Grant Funds Drawn	Available to Draw	% Remaining to Draw
E13MC060542	\$780,817.00	\$780,817.00	\$0.00	0.00%	\$484,884.51	62.10%	\$295,932.49	37.90%

ESG Program Components

Activity Type	Total Committed to Activities	% of Grant Committed	Drawn Amount	% of Grant Drawn
Street Outreach	\$0.00	0.00%	\$0.00	0.00%
Shelter	\$433,353.72	55.50%	\$427,866.98	54.80%
Homeless Prevention	\$0.00	0.00%	\$0.00	0.00%
Rapid Re-Housing	\$288,902.00	37.00%	\$17,870.00	2.29%
Data Collection (HMIS)	\$0.00	0.00%	\$0.00	0.00%
Administration	\$58,561.28	7.50%	\$39,147.53	5.01%
Funds Not Committed	\$0.00	0.00%	\$0.00	0.00%
Funds Remaining to Draw	\$0.00	0.00%	\$295,932.49	37.90%
Total	\$780,817.00	100.00%	\$780,817.00	100.00%





U.S. Department of Housing and Urban Development
 Office of Community Planning and Development
 Integrated Disbursement and Information System
 PR91 - ESG Financial Summary
 SAN DIEGO, CA
 2013

DATE: 09-17-14
 TIME: 17:20
 PAGE: 12

24-Month Grant Expenditure Deadline

All of the recipient's grant must be expended for eligible activity costs within 24 months after the date HUD signs the grant agreement with the recipient. Expenditure means either an actual cash disbursement for a direct charge for a good or service or an indirect cost or the accrual of a direct charge for a good or service or an indirect cost. This report uses draws in IDIS to measure expenditures. HUD allocated Fiscal Year 2011 ESG funds in two allocations. For FY2011, this Obligation Date is the date of the first allocation. This report does not list the Obligation Date, does not calculate the Expenditure Deadline, and does not track the Days Remaining for the FY 2011 second allocation.

Grant Amount: \$780,817.00

Grant Number	Draws to Date	HUD Obligation Date	Expenditure Deadline	Days Remaining to Meet Requirement Date	Expenditures Required
E13MC060542	\$484,884.51	08/12/2013	08/12/2015	329	\$295,932.49

60% Cap on Emergency Shelter and Street Outreach

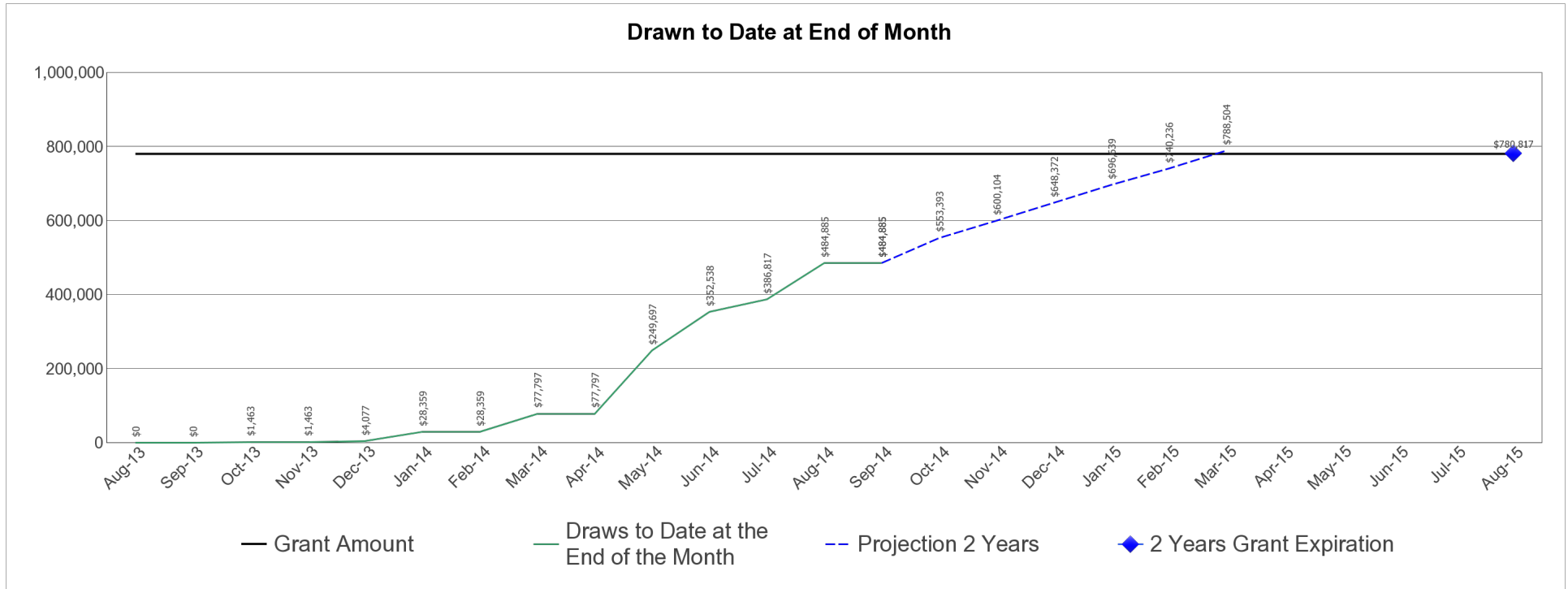
The cap refers to the total amount of the recipient's fiscal year grant, allowed for emergency shelter and street outreach activities, is capped at 60 percent. This amount cannot exceed the greater of: (1) 60% of the overall grant for the year; or, (2) the amount of Fiscal Year 2010 ESG funds committed for homeless assistance activities.

Amount Committed to Shelter	Amount Committed to Street Outreach	Total Amount Committed to Shelter and Street Outreach	% Committed to Shelter and Street Outreach	2010 Funds Committed to Homeless Assistance Activities	Total Drawn for Shelter and Street Outreach	% Drawn for Shelter and Street Outreach
\$433,353.72	\$0.00	\$433,353.72	55.50%	\$660,147.00	\$427,866.98	54.80%



ESG Draws By Month (at the total grant level):

Grant Amount: 780,817.00



ESG Draws By Quarter (at the total grant level):

Quarter End Date	Draws for the Quarter	Draws to Date at the End of the Quarter	% Drawn for the Quarter	% Drawn to Date at End of Quarter
09/30/2013	\$0.00	\$0.00	0.00%	0.00%
12/31/2013	\$4,076.76	\$4,076.76	0.52%	0.52%
03/31/2014	\$73,720.55	\$77,797.31	9.44%	9.96%
06/30/2014	\$274,740.46	\$352,537.77	35.19%	45.15%
09/30/2014	\$132,346.74	\$484,884.51	16.95%	62.10%



U.S. Department of Housing and Urban Development
Office of Community Planning and Development
Integrated Disbursement and Information System
PR91 - ESG Financial Summary
SAN DIEGO, CA
2013

DATE: 09-17-14
TIME: 17:20
PAGE: 14

ESG Subrecipient Commitments and Draws by Activity Category :

Subrecipient	Activity Type	Committed	Drawn
SAN DIEGO	Shelter	\$433,353.72	\$427,866.98
	Rapid Re-Housing	\$288,902.00	\$17,870.00
	Administration	\$58,561.28	\$39,147.53
	Total	\$780,817.00	\$484,884.51
	Total Remaining to be Drawn		\$295,932.49
	Percentage Remaining to be Drawn		37.90%



U.S. Department of Housing and Urban Development
Office of Community Planning and Development
Integrated Disbursement and Information System
PR91 - ESG Financial Summary
SAN DIEGO, CA
2013

DATE: 09-17-14
TIME: 17:20
PAGE: 15

ESG Subrecipients by Activity Category

Activity Type	Subecipient
Shelter	SAN DIEGO
Rapid Re-Housing	SAN DIEGO
Administration	SAN DIEGO

[This page is intentionally left blank.]