

APPENDIX I:

IDIS REPORTS

[This page is intentionally left blank.]

PR03- BOSMAC (original)

Page by:
 Grantee: SAN DIEGO
 Rpt Program Year: 2012

Year	IDIS Activity #	Activity Name	Status	Funded	Draw Thru Amount	Draw In Amount	Balance	Accomplishment Narrative
2007	4857	VILLAGE CHILD DEV. CENTER	C	200,000.00	200,000.00	0.00	0.00	(PY07): 01/11/08: CONSTRUCTION DESIGN IN PROGRESS. SUBMISSION OF PLANS FOR CITY REVIEW IN FEB. COMPLETED INTERVIEW AND SELCTION PROCESS OF GENERAL CONTRACTOR. IDENTIFIED TEMPORARY LOCATION FOR SITE RESIDENTS. 04/15/08: SUBMISSION OF PLANS FOR CITY REVIEW TOOK PLACE IN APRIL. BEGAN SUBOCNTRACTOR BID AND SELECTION PROCESS. HIRED AN ARCHITECT TO COMPLETE TEMPORARY FACILITY TO COMPLY WITH STATE & FED REGS. 8/20/2008: CONTRACT HAS NOT BEEN EXECUTED. FUNDS TO BE USED IN FY09. (PY08): 4TH QTR: STATUS FORM SUBMITTED. AGREEMENT CURRENTLY WITH CDBG OFFICE. 08/20/2008: CONTRACT HAS NOT BEEN EXECUTED. FUNDS TO BE USED IN FY09. (PY09): FY2010: 1st & 2nd Qtr: Status Report contract is executed. Notice to proceed done and pulling permits. 3rd Qtr: Contract executed 10/15/09. Pulling permits. Stats after construction. (PY10): FY2011: 1st Qtr: This agreement was spent only for Permits. Construction through another funding source will not be complete until Mid-2012 at that time have to do STATS. 2nd & 3rd Qtr: Agency will complete status form each qtr, until they can report STATS. 4th Qtr: Will complete mid 2012, stats at that time. (PY11): FY2012: 1st Qtr: This agreement was spent only for Permits. Construction through another funding source will not be complete until Mid-2012 at that time have to do STATS. 2nd & 3rd Qtr: 2nd part of Construction complete mid 2012. STATS & Close outs at that time. FY12 Year End: FY 2008 CDBG funds were utilized in FY11 to obtain required building permits for completing improvements to the facility. Improvements were completed in FY 2012. The new Village Development Center was first occupied in late May 2012.
2008	5437	STOCKTON LIGHTS	O	165,000.00	0.00	0.00	165,000.00	(PY08): FY09 2ND REP: \$165K FROM D8. (PY10): This project will install 25 streetlights in the Memorial, Stockton and Grant Hill neighborhoods of Southeast San Diego. The proposed method of installation requires resident approvals, which have not been forthcoming, so the project is back with the client department. (PY11): During FY 2012, this project was working to install twelve standalone streetlights (street light pole and mast arm with no trenching required and seven pole attachments (streetlight mast arm attached to a utility pole). This project is scheduled to be completed in March 2013.
2008	5097	COMMUNITY CTR RENOVATIONS & IMPROVEMENTS	C	75,000.00	75,000.00	0.00	0.00	(PY08): FY09: 2ND QTR: SUBMITTED CONTRACT STATUS REPORT. 3RD QTR: IN NEGOTIATIONS WITH PROJECT MANAGER. 4TH QTR: WAITING ON AGENCY TO PROVIDE SCOPE OF WORK. (PY10): FY2011: Need status of project. Being combined with FY 10 IDIS 5452. All reporting being done on FY10. Contract executed 1/31/2012 6/30/2011 - 3/11/2012.
2008	5107	LOBBY SOUND PROOFING	C	30,000.00	30,000.00	0.00	0.00	(PY08): 4TH QTR: WAITING ON AGENCY TO PROVIDE SCOPE & BUDGET BREAKDOWN. (PY09): FY2010: Contract combined to FY10/5720 contract. 6/25/10: contract to end 5/13/2012. All reporting will be done on FY10/5720.
2008	5156	Parker-Kier Apartments-1	C	138,241.00	138,241.00	0.00	0.00	(PY08): 1ST QTR: AGENCY SUBMITTED CONTRACT PACKET FOR REVIEW. 2ND QTR: AGENCY SUBMITTED CONTRACT PACKET FOR REVIEW. 3RD QTR: PROGRAM NOT IMPLEMENTED IN FY09. 4TH QTR: NO CONTRACT. (PY10): FY2011: 1st Qtr: FY09/5158: \$400,146, FY09/5156: \$138,241 and FY09/5145: \$559,091. Contract executed 12/8/2010. All being combined and reported on IDIS 5158.
2008	5158	Parker-Kier Apartments-3	O	400,146.00	400,146.00	0.00	0.00	(PY08): 1ST QTR: AGENCY SUBMITTED CONTRACT PACKET FOR REVIEW. 2ND QTR: AGENCY SUBMITTED CONTRACT PACKET FOR REVIEW. 3RD QTR: PROGRAM NOT IMPLEMENTED IN FY09. 4TH QTR: NO CONTRACT. (PY10): FY2011: 1st Qtr: FY09/5158: \$400,146, FY09/5156: \$138,241 and FY09/5145: \$559,091 contract executed 12/8/2010. All being combined and reported on IDIS 5158. 2nd Qtr: In Bid process 3rd Qtr: Notice To Proceed issue shortly. 4th Qtr: Notice To Proceed issued 6/9/11. Work to be completed by November 2011. (PY11): FY2012: 1st Qtr: NTP issued 6/9/11. Work is 25% completed including some interior ceiling work, kitchen cabinets & demo work. 2nd Qtr: Sep/Oct/ Nov/Dec- Improvements completed include: main electrical panels; solar water heater; fire sprinkler modification; solar water heating panels on roof; framed soffit at basement community room; steel&wood framing; elevator cab removal and shaft renovation; exhaust fan in basement; drop ceiling in lobbies & corridors and ventilation fans in units. CDBG activities completed in December 2011. Construction continuing utilizing other funding sources. 3rd Qtr: Construction continuing on project utilizing non-CDBG funding. SDHC is estimating project completion in May 2012. Additional programmatic information will be reported when construction has been completed and occupancy has taken place. FY12 Year-End: CDBG funds represented approximately 1/3 of the total project costs. The CDBG-funded project activities were completed in March 2012 and included removal of the acoustic ceiling and installation of recessed plumbing; electrical, mechanical, and fire sprinkler lines; forced electric heaters; wall exhaust ventilators; ceiling fans and light fixtures; window coverings; new flooring; new kitchen cabinets; new appliances; elevator repair; and the replacement of the exterior fire escape system. The project will not be occupied until additional construction activities funded with other sources are completed. The project was 100% completed, but pending elevator and final building inspections. Final activities and project benefit (occupancy of improved units) will be reported in FY 2013.

PR03- BOSMAC (original)

Page by:
 Grantee: SAN DIEGO
 Rpt Program Year: 2012

Year	IDIS Activity #	Activity Name	Status	Funded	Draw Thru Amount	Draw In Amount	Balance	Accomplishment Narrative
2008	5150	LEAD SAFE NEIGHBORHOODS ENFORCEMENT/OUTR	C	102,354.87	102,354.87	0.00	0.00	(PY08): 1ST QTR: SUBMITTED STATUS REPORT. 2ND QTR: 0.01% COMPLETE. 3RD QTR: 0.03% COMPLETE. 4TH QTR: 0.56% COMPLETE. (PY10): FY2011: Combined with FY10/5493.
2009	5452	LINDA VISTA COMMUNITY CENTER THEATRE	C	59,375.00	59,375.00	0.00	0.00	(PY09): FY 2010: 1st & 2nd Qtr: No status reported. 3rd Qtr: Finalize Scope soon. Combined with FY09/5097. Stats collected after construction. 4th Qtr: Waiting final scope & budget. (PY10): FY2011: FY09/5097 & FY10 funds combined. Negotiating Scope. All reports on FY10. 2nd & 3rd Qtr: Still negotiating scope. Pending Agency response. 4th Qtr: Still negotiating scope. (PY11): FY2012: FY09&FY10 combined. 1st Qtr: Still pending Scope negotiations. 2nd & 3rd Qtr: 5% completed. Plan creation and all underway. Year-End: Increased site accessibility and compliance with ADA/Section 504 requirements accomplished through improvements to the parking areas, signage, ramps, interior/exterior stairways, emergency exits and stage areas.
2009	5470	MAIN CAMPUS FACILITIES IMPROVEMENTS	O	152,689.00	152,689.00	0.00	0.00	(PY09): 1ST QTR: AGENCY SUBMITTED CONTRACT PACKET FOR REVIEW. 2ND QTR: AGENCY SUBMITTED CONTRACT PACKET FOR REVIEW. 3RD QTR: IN NEGOTIATIONS WITH THE PROJECT MANAGER. 4TH QTR: ON HOLD PER CP&CI DUE TO SAP ACCOUNTING. FY2010: 1st & 2nd Qtr: No status reported. 3rd Qtr: Scope finalize soon. 4th Qtr: Have scope & budget. Contract routing. FY09/5116 contract has been combined. Stats after construction is complete. (PY10): FY2011: 1st Qtr: FY09/5116 fund combined with FY10 amendment total \$179,639. 8/30/2010 executed amendment. Contract expires 11/24/12. Bidding in process. All reporting will be done on FY10. 2nd Qtr: Construction 15% complete. 3rd Qtr: Construction 50% complete. 4th Qtr: Remodeling bathrooms complete. Still completing modular classrooms. (PY11): FY2012: 1st Qtr: Construction 50% complete bathroom remodels are complete. Working on modular classrooms. 2nd & 3rd Qtr: 50% completed. Bathroom remodels are complete, need to complete modular classroom - should be completed June 2012. FY12 Year-End: Construction of the facility improvements were completed and included the demolition of ten faulty walls, floors, shower pans and plumbing. New walls, shower pans, tile work and flooring was installed to provide durable sanitary bedroom/shower units. In addition, the modular classroom portion of the scope of work was completed in June. Project benefit (client demographics) will be reported in FY 2013.
2009	5471	Installation-Nueva Vida Haven, Recup. Care Unit & Med. Clinic Areas	O	85,959.00	51,179.00	0.00	34,780.00	(PY09): FY 2010: 1st,2nd & 3rd Qtr: No status reported. 4th Qtr: Waiting on Scope& budget. (PY10): FY2011: 1st & 2nd Qtr: Waiting on scope & budget still. 3rd Qtr: Agreement executed 4/27/2011. Contract expires 11/24/2012. 4th Qtr: Bidding project should start work August 2011. (PY11): FY2012: 1st Qtr: NTP issued 10/5/11. 2nd Qtr: Activities just implemented in Oct 2011. Nov-Dec 2011: In medical clinic repair work on flooring is completed. Bathroom floor restoration being done and the ADA automatic door installed and is operating correctly. 3rd&4th Qtr: Additional bathroom floor restoration continued during this period; new shower frames were installed; cables for new cameras were installed. FY12 Year-End: The restrooms/showers in the Nueva Vida Haven have been renovated. They had previously been rendered unusable frequently due to heavy usage. The new camera system greatly increased security. The new flooring in the medical clinic area was installed, and the moisture barrier helped to guarantee usability of the space for many years to come. An automated ADA accessible door in the Recuperative Care Unit was also installed. Additional project activities will be completed through November 2012.
2009	5720	Fourth District Seniors Resource Center	C	624.98	624.98	0.00	0.00	(PY09): FY2010: FY09/5107 contract combined with FY10 start date 6/25/2010 end date 5/13/2012. 4th Qtr: Agency working on Bid Publication. (PY10): FY 2011: 1st Qtr: In Bidding process. FY09/5107 and FY10 funds combined all reporting done on FY10. 2nd Qtr: Still in bid process. Construction to start 5/1/2011. 3rd & 4th Qtr: Construction 50% complete. Sound proofing panels installed so far. (PY11): FY2012: 1st Qtr: Project is completed. Reimbursement still being done. Waiting STATS & CO. 2nd & 3rd Qtr: Still waiting for STATS & Co. FY12 Year-End: Sound proofing in lobby of the facility was installed.
2009	5482	OCEAN BEACH GATEWAY	O	100,000.00	0.00	0.00	100,000.00	(PY09): 1st Qtr: No status reported. (PY10): FY2010: 1st Qtr: No status. 2nd Qtr: 10% of construction completed. 3rd Qtr: 20% construction completed estimated ending date 5/31/2011. 4th Qtr: Project Canceled. Balance of Funding to be reprogrammed FY12. (PY11): FY 2012 Year-End: Re-allocation of funding to project was approved in January 2012. Final scope and budget terms were negotiated and a FY 2013 SLA pending execution. The start of the construction expected to begin January 2013 and be completed in June 2013.

PR03- BOSMAC (original)

Page by:
 Grantee: SAN DIEGO
 Rpt Program Year: 2012

Year	IDIS Activity #	Activity Name	Status	Funded	Draw Thru Amount	Draw In Amount	Balance	Accomplishment Narrative
2009	5490	AFFORDABLE HOUSING REHAB-51ST ST	X	0.00	0.00	0.00	0.00	(PY09): FY2010: 1st, 2nd & 3rd Qtr: No status reported. 4th Qtr: Waiting on scope & budget.. (PY10): FY2011: 1st & 2nd Qtr: Waiting on agency provide scope & budget. 3rd Qtr: Agreement executed 4/27/2011. Contract expires 03/11/12. Project out to bid. 4th Qtr: Bids complete waiting for Agency to finish Wilson Ave project. (PY11): FY2012: 1st Qtr: Bids complete waiting for Agency to finish Wilson Ave project. 3rd Qtr: Due to waiting on Wilson Ave project to complete, these funds may be reprogrammed as this project completes March 2012. FY12: Agreement executed. Still needs to go out to bid, select contractors and start construction. FY 12: The Agency did not perform any work before the contract expiration date. Staff notified the Agency in writing the funds allocated for this project will be reprogrammed.
2009	5570	ENYA HOUSE REHABILITATION PROJECT	C	30,000.00	30,000.00	0.00	0.00	(PY09): 1st Qtr: No status reported. (PY10): FY2011: 1st Qtr: No status report. 2nd, 3rd & 4th Qtr: Received contract pkg 1/24/11. Need Scope & Budget. (PY11): FY2012: 1st Qtr: Agency seeking loan to fund project. 2nd Qtr: Contract executed 12/1/11 expires 7/21/2012. 3rd Qtr: Agency selected contractor work underway. FY12 Year-End: This project created access to the building to meet ADA requirements. The improvements included a ramp to the east side of the house, new entrance, motion sensor porch light, and bedroom doors that were replaced to meet ADA access.
2009	5493	LEAD SAFE NEIGHBORHOODS PROGRAM	C	39,000.00	39,000.00	0.00	0.00	(PY09): FY 2010: 1st Qtr: No status reported. (PY10): FY2011: MOU executed 9/3/10. Contract to end 6/30/2011. Combine with FY09/5150. 2nd Qtr: Enforcement in the elimination of lead hazards. Improve housing conditions related to health & safety, stopping blight through code enforcement via the identification of lead hazards. 80 cases served, of these, 78 found to have lead hazards. 3rd Qtr: 188 units through 57 code enforcement cases. Of these, 56 cases lead hazards impacting 111 residential units. 4th Qtr: 121 units through 45 code enforcement cases. Of these, 44 cases lead hazards impacting 111 residential units. (PY11): FY2012: 1st Qtr: 118 units through 50 code enforcement cases. Of these, 47 cases lead hazards impacting 94 residential units. 2nd Qtr: 91 units through 49 code enforcement cases. Of these, 45 cases lead hazards impacting 74 residential units. 3rd Qtr/Jan 2012: 30 code enforcement cases were opened covering 57 units; of these, 27 cases were found to have lead hazards impacting 47 residential units; 5 cases impacting 5 units were completed. CDBG activities were completed January 31, 2012. Other funding sources will be utilized to close the remaining 25 open cases impacting 49 units. YTD: The project served a total of 152 housing units though 69 code enforcement cases in FY 2012. Of which, 59 cases were found to have lead hazards impacting 113 residential units. A total of 44 of these cases involving 113 units were closed during
2009	5573	RIFORD CENTER	O	207,152.00	193,929.00	0.00	13,223.00	(PY09): FY2010: 1st & 2nd Qtr: CT 81.01 entered Path of travel, entrance, remove windows & signage. 3rd Qtr: Accessible path of travel from sidewalk to new building. 4th Qtr: Contract is routing. (PY10): FY2011: 1st Qtr: Contract executed 10/27/2010. Contract expires 7/21/2012. 2nd Qtr: Agency in bidding process. 3rd Qtr: Construction start June 2011. 4th Qtr: Permits pulled August 2011 construction to start after that. (PY11): FY2012: 1st Qtr: NTP issued - construction on hold while accessible entrances being redesigned. 2nd & 3rd Qtr: New NTP expected to be issued for the new scope in March 2012. 4th Qtr: Plumbing completed, pending inspection; 4 new interior footing inspected and poured; accessibility ramp in process of being formed. FY12 Year-End: Project activities completed included the installation of temporary secondary emergency exit, major demolition of existing walkway and facility, and installation of rough plumbing and four new interior footings. This project will be completed in September 2012.
2010	5807	Elderhelp of SD-Cmty Ctr-11	O	400,000.00	0.00	0.00	400,000.00	(PY10): FY2011: 1st Qtr: Waiting for Real Estate Assets approval for new long-term lease. 2nd & 3rd Qtr: No final scope. Waiting on lease. 4th Qtr: Waiting on lease. Combined with FY12/6119.
2010	5808	Family Hlth Ctr-City Hghts Reloc/Expansion-11	C	500,000.00	500,000.00	0.00	0.00	(PY10): FY2011: 1st Qtr: Waiting for Environmental Review. 2nd & 3rd Qtr: Still waiting on DSD for NEPA also need final scope from Agency. 4th Qtr: Contract executed 6/17/2011. Contract expires 10/13/2011. Combined contract with FY10/5760. Waiting for Agency to give scope of work to contractor. (PY11): FY2012: 1st Qtr: FY10-11 combined agreement. NTP issued 8/2/11. 50% completed included site excavation & rough framing done. Amendment done to extend expiration dt to 12/30/2011. (Held up due to NEPA & CEQA review.) 2nd Qtr: Sep/Oct: Lath & Plaster on outside complete; cabinetry and foam roofing and painting complete. 3rd Qtr: Construction is now complete waiting on final billings from general contractor. Completed 12/31/2011. 4th Qtr: Final STATS & COs waiting. YTD: Construction of the new City Heights Family Health Center was completed and clinic operations began March 26, 2012. The project construction included the purchase and installation of door frames, doors and hardware, interior framing and drywall, fire extinguishers, landscaping and irrigation system, ADA compliant pedestrian paths and security gates and parking lots space, lane and directional striping. The move to the new building allowed for the significant increase in capacity for care as well as the addition of previously unoffered services, including dedicated Pediatrics and Adult Clinics, Dental Services and Radiology.

PR03- BOSMAC (original)

Page by:
 Grantee: SAN DIEGO
 Rpt Program Year: 2012

Year	IDIS Activity #	Activity Name	Status	Funded	Draw Thru Amount	Draw In Amount	Balance	Accomplishment Narrative
2010	5810	La Maestra-Heart of Cmty Campaign-11	C	140,000.00	140,000.00	0.00	0.00	(PY10): FY2011: 1st Qtr: Waiting for scope. 2nd Qtr: Routing Agreement. 3rd Qtr: Contract executed 3/29/2011. Contract period 7/1/2010 to 10/13/2011. Project is out to bid. 4th Qtr: Notice To Proceed issued 7/15/11. Construction to start Aug 2011. (PY11): FY2012: 1st Qtr: NTP issued 7/15/11. Construction complete waiting for final inspection. Dec: Parking access control for both garages complete; Drywall, drop ceiling, flooring, lightning & HVAC installed. YTD: Project activities were completed October 2011 and included the installation of a parking access control system in the facility's existing subterranean parking garage and tenant improvements to unfinished first floor office space, that included electrical, HVAC, lighting, drywall and flooring to accommodate the La Maestra Family Clinic Outreach and Guidance Program offices.
2010	5822	Southwest Cmty Clge-Fast Tract Ast-11	C	79,965.66	79,965.66	0.00	0.00	(PY10): FY2011: Status: Contract delayed waiting on signatures. 1st Qtr: Contract executed 12/7/2010. Contract Period: Oct 1, 2010 thru 6/30/11. 2nd Qtr: 13 clients served. 3 Non-business owners & 10 existing. Total 35 counseling session were provided to 13 microenterprise businesses. Also online training curriculum for service disabled veteran business owners. 3rd Qtr: 9 Existing & 6 Non-existing clients. (Total of 28). Complete plus 54 counseling sessions. Discussed the process of applying for Mentor Protege program and how to prepare for & deliver a demo training workshop for City of SD Housing Commission and Intro to Doing Business with Government programs. Hosted two workshop for CDBG clients. Enrolled two companies in SDCOC electronic bid-matching system. 4th Qtr: Apr/May/Jun: 10 Existing & 13 Non-existing business clients. (Total of 51). 0.9% complete plus 184 counseling sessions plus 13 workshops. Contract to end 9/30/11. (PY11): FY2012: Contract expires 9/30/11 Amendment done. Jul/Aug/Sep: 5 existing & 9 non-existing business (Total of 14) Since start of FY2011 CDBG contract 248 individual counseling sessions; 20 workshops.
2010	5901	City-Mayor-Mentor Protege-11	C	1,468.13	1,468.13	0.00	0.00	(PY10): FY2011: MOU executed 9/3/10. Jul-Aug: No activity. 2nd Qtr: 2 clients served. 0.16% complete. 3rd Qtr: 0 client served. Still 0.16% complete. 4th Qtr: 0 client served. Still 0.16% complete. Robert graduated Jan 27th. Silva still active will graduate Jan 2012. MOU ends Nov 2011. Waiting on FinancialStatement dated 6/30 and then one needed at end of project.
2010	5828	SD Imperial Counties-Safe Homes-11	C	213,144.01	213,144.01	0.00	0.00	(PY10): FY2011: Contract executed 8/17/2010. Contract expires 11/30/11. 1st Qtr: Contract to start Dec 2010, then they will start construction. 2nd Qtr: 5% completed. 3rd Qtr: 59 clients entered (Dec/Jan), 32 clients Feb, 34 Mar (Total 125 clients). 0.37% complete. Install security devices including locksets, smoke alarms, fire extinguishers, screen doors, window locks, motion sensor lights, sliding door locks & wide angle viewers. 4th Qtr: 99 units (Total 224). 0.66% complete. Also installed door bells; fire extinguisher & smoke detectors. (PY11): FY2012: Contract expires 11/30/11. Jul 29; Aug 36 clients served. Activities underway. 2nd Qtr: Sept - Jan Agency 10% completed on project.
2011	6111	12-HUD ADMINISTRATION	O	2,965,132.00	2,450,168.93	0.00	514,963.07	0
2011	6112	FAIR HSG SERVICES-12	O	314,321.00	0.00	0.00	314,321.00	0
2011	6203	FY12 Unobligated CDBG Funds	O	28,361.41	0.00	0.00	28,361.41	0
2011	6113	BALBOA PK-ADA UPGRADES-12	O	412,000.00	0.00	0.00	412,000.00	(PY11): FY2012: 1st Qtr: Scope eligibility issues pending resolution. FY12 Year-End: Implementation of project activities was delayed due to issues with scope negotiations and site control documentation. The CDBG Agreement was pending execution in June 2012. Project activities are scheduled to be completed in FY 2013.
2011	6114	BOYS/GIRLS CLUB-CLAIRE-12	O	650,000.00	58,493.04	0.00	591,506.96	(PY11): FY2012: 1st Qtr: Agency signed Contract. Contract executed 10/3/11 (7/1/11 - 10/1/2012). 2nd Qtr: Oct/Nov/Dec: Construction not implemented. 3rd Qtr: Feb/Mar-The Notice to Proceed was issued in March 2012; plans were submitted to the building department for approval; construction bids were received on 03/15/12 and were under review; construction anticipated to begin in May 2012. FY12 Year-End: The building permit had been pulled, mobilization had been completed, and demolition and grading was scheduled to commence the week of July 16, 2012. This project will complete activities in FY 2013.
2011	6115	CTR COMM SOL-PROJ HEAL-12	O	168,572.00	86,929.20	0.00	81,642.80	(PY11): FY2012: 1st Qtr: Pending final contract negotiations. 2nd & 3rd Qtr: Contractor submit final budget & Scope. Need more construction details. Contract executed 3/9/12 from 7/1/11 - 9/20/12. FY12 Year-End: Carpet replacement and painting were completed in 10 rooms/halls. Demolition of existing doors/frames were completed in three rooms. A new platform was built and a shed relocated. Demolition of abandoned electrical conduit and metal chase on the deck where new patio doors are to be installed were completed. New cabinets were purchased. A total of 3,701 unduplicated clients have benefitted from the improvements to date. This project will complete activities in FY 2013.

PR03- BOSMAC (original)

Page by:
 Grantee: SAN DIEGO
 Rpt Program Year: 2012

Year	IDIS Activity #	Activity Name	Status	Funded	Draw Thru Amount	Draw In Amount	Balance	Accomplishment Narrative
2011	6116	CITY SD-PR-PARK LIGHTS-12	O	152,000.00	0.00	0.00	152,000.00	(PY11): FY2012: 1st Qtr: Negotiating MOU. 2nd Qtr: SLA executed 1/4/2012. FY12 Year-End: No CDBG activities were conducted at FY12 year-end. Work schedule to be completed by end of June, with work commencing in July. This project is scheduled to be completed in March 2013.
2011	6117	CITY SD-PR-REC GYM FLOOR-12	O	330,000.00	0.00	0.00	330,000.00	(PY11): FY2012: 1st Qtr: Negotiating MOU. 2nd Qtr: MOU executed 1/4/2012. FY12 Year-End: No CDBG activities conducted at FY12 year-end due to delays in the implementation of the bidding process. This project is scheduled to be completed in March 2013.
2011	6118	CITY SD-PR-VIEWS WEST ADA-12	O	305,100.00	0.00	0.00	305,100.00	(PY11): FY2012: 1st Qtr: Negotiating MOU. 2nd Qtr: MOU executed 1/4/2012. FY12 Year-End: No CDBG activities conducted at FY12 year-end. The bid and award process was being implemented. This project is scheduled to be completed in March 2013.
2011	6119	ELDERHELP OF SD-COMM CTR-12	O	400,000.00	0.00	0.00	400,000.00	(PY11): FY2012: FY2011#5807 combined with FY12: Lease issues. 1stQtr: Contract delayed due to building lease issues. The FY11 funds expire October 13, 2011 and are scheduled to be reprogrammed. 2nd Qtr: Sep/Oct/Nov/Dec: Lease issues still unresolved. 3rd Qtr: Project Manager waiting on Scope of work for 1st floor. YTD: ElderHelp was allocated \$400,000 in FY 2011 and \$400,000 in FY 2012 CDBG funds for tenant improvements to the first and second floor of an existing City-owned facility. However, ElderHelp had never secured the lease of the second floor of the building. It was determined that the amount needed was \$490,000 to complete improvements to the first floor of the facility. At FY 2012 year-end, final scope and budget terms were not finalized. A FY 2013 agreement was drafted and is pending execution. The proposed scope will reconfigure and remodel the first floor of the existing City-owned facility, leased by ElderHelp, to accommodate all of its current home-based services and new center-based services. This project is scheduled to be completed by June 2013.
2011	6120	FAMILY HLTH CTR-CITY HGHTS-12	O	383,397.00	0.00	0.00	383,397.00	(PY11): FY2012: 1st Qtr: Pending final contract negotiations - working on Scope. 2nd Qtr: Contract executed 1/18/2012 from 7/1/11-9/20/2012. 3rd Qtr: Out to bid Construction estimated to begun April 2012. FY12 Year-End: The competitive bidding process was completed and the contractor was selected. The necessary permits were issued in May, 2012 with project activities to be completed by November 2012.
2011	6121	HARMONIUM-SD REG TEEN CTR-12	O	100,000.00	0.00	0.00	100,000.00	(PY11): FY2012: 1st Qtr: Pending final contract negotiations. 2nd & 3rd Qtr: There is Real Estate Assets hold on the 5 yr lease. Waiting for Council Docket date. FY12 Year-End: The lease issue was resolved. However, a CDBG Agreement was not able to be executed before June 30, 2012. A FY 2013 CDBG Agreement will be executed to implement and complete this project in FY 2013.
2011	6122	HOME START-MATERNITY SHLTR-12	C	163,390.00	163,390.00	0.00	0.00	(PY11): FY2012: Combined with FY10/5463 & FY11/5851 All reports on FY12. Amendment executed 9/14/11. Expires 9/21/12. 1st Qtr: Pending receipt of Amendment bids frm Agency to executed NTP. 2nd Qtr: Sept - Conducted pre-construction meeting awaiting final subcontract agreements to issue NTP. Oct: Phase II construction in process will include painting outside of residential units, creating children's area, landscaping, new walkways, parking space & fencing. Nov: Installed security screens; masonry walls at entrance, some grading. Nov/Dec: Insatllted gutters & downspouts, concrete formwork & prep spanish file, completion of 6 foot fence & window coverings. 3rd Qtr: Jan: completed perimeter fencing; installed barbeque island, partial installation of irrigation, drainage, completed concrete walkways & landscape work. Feb/Mar-with construction completed, clients now served (units filled).
2011	6124	PATH VENTURES-CONN HSG-12	O	950,000.00	0.00	0.00	950,000.00	(PY11): FY2012: 1st Qtr: Pending final negotiations. (Agency e-mailed packet waiting for originals). 2nd & 3rd Qtr: Contract executed 12/13/2011 from 7/1/11 - 9/20/2012. Agency selected contractor. Lead & asbestos abatement to be completed before work can start. FY12 Year-End: No CDBG activities had been implemented. Initial work on project site were completed with other funding sources. CDBG project activities will be completed in FY 2013.
2011	6125	CITY SD-AZTEC RATHSKELLER-12	O	414,763.00	0.00	0.00	414,763.00	(PY11): FY2012: 1st Qtr: MOU executed 9/20/11 expires 9/20/2012. No activities at present. YTD: No CDBG activities completed. The reprogramming of the FY12 CDBG funding from the former Redevelopment Agency to the City of San Diego Commission for Arts and Culture was scheduled to be presented to City Council for approval. This project is scheduled to be completed by September 30, 2013.
2011	6126	SD CTR FOR CHILD-CAMPUS-12	O	496,872.00	193,443.07	0.00	303,428.93	(PY11): FY2012: 1st Qtr: Pending final contract negotiations working on Scope. 2nd Qtr: Project requires Construction Bond per READ. Awaiting Ins documents. Contract exeucted 1/31/2012 6/30/2011 - 9/20/2012. 3rd Qtr: Out to bid construction to begin April 2012. FY12 Year-End: The Notice to Proceed was issued in June 2012. Demolition, grading, underground utilities and foundation forms were completed. ADA pathways, canopy footings and other finish work were in progress. Construction activities is scheduled to be completed in October 2012.

PR03- BOSMAC (original)

Page by:
 Grantee: SAN DIEGO
 Rpt Program Year: 2012

Year	IDIS Activity #	Activity Name	Status	Funded	Draw Thru Amount	Draw In Amount	Balance	Accomplishment Narrative
2011	6127	SD FOOD BANK-WAREHOUSE-12	O	620,000.00	49,904.95	0.00	570,095.05	(PY11): FY2012: 1st Qtr: Pending final contract negotiations. 2nd Qtr: Contract executed December 2011. 3rd Qtr: Out to bid construction to begin April 2012. Apr-construction documents developed. FY12 Year-End: Project activities completed included preparation of request for proposal, required advertisement of available bid materials, competitive bidding process and selection of the general contractor. Construction documents were prepared and permits and plan check fees were paid. Construction activities will be completed in November 2012.
2011	6128	SHERMAN-MAIN BLDG&YELL HSE-12	O	100,000.00	0.00	0.00	100,000.00	(PY11): FY2012: 1st Qtr: Pending receipt of contract packet. Agency submitted draft Scope & Budget to date. 2nd Qtr: Sep/Oct: Project identified Historic Site. Scope & budget re-negotiated to comply with historic codes. Nov/Dec: Project requires Construction Bond. Awaiting Agency's Insurance documents. 3rd Qtr: FY 2012 agreement executed 3/14/2012 (3/14/12-9/20/2012). Agency still working on getting the required Construction Bond. Bidding process implemented. FY12 Year-End: No construction activities were implemented. Agency was working on finalizing Construction Bond process. A General Contractor was selected and the pre-construction meeting was facilitated. Additional documentation was being completed prior to issuance of the Notice to Proceed.
2011	6254	Azalea FY03-07 to FY12	O	107,722.95	60,484.22	0.00	47,238.73	(PY11): FY12 Year-End: The work completed included access ramps, sidewalk improvements, construction of new median, and improvements to provide drainage in and around the new median. Additional construction activities will be completed in FY 2013.
2011	6133	SOUTHWEST COMM-SMALL BUS-12	O	150,000.00	18,475.45	0.00	131,524.55	(PY11): FY2012: 1st Qtr: Agency needed to closeout FY11 contract & negotiate FY12 contract at the same time. 2nd Qtr/3rd Qtr: Agreement executed with activities to be conducted from 04/01/12-12/31/12. 4th Qtr: May-A total of 10 clients were assisted with starting their businesses. YTD: Ten clients continued to be assisted at year-end. No new businesses or existing businesses were assisted. Project activities are scheduled to be completed on December 31, 2012.
2011	6123	METRO AREA ADVIS COMM-PJAM-12	O	103,099.00	0.00	0.00	103,099.00	(PY11): FY2012: 1st Qtr: Pending final negotiations. 2nd Qtr: Contract executed 12/16/11 from 7/1/2011-9/20/2012. 3rd Qtr: Agency experiencing staff turnaround will be advertising RFP in May 2012. FY12 Year-End: Agency completed the bidding process. General Contractor to be selected at end of June/early July. Work to be completed one month thereafter.
2011	6135	BURN INST-SR SMOKE ALARM-12	O	100,938.00	94,746.58	0.00	6,191.42	(PY10): \$27,035 to be reprogrammed FY12. (PY11): FY2012: 1st Qtr: Pending completion of contract execution process. Contract executed 10/3/11 Period 10/1/11 - 8/31/2012. 2nd Qtr: 83 senior households (owner-occupied units)received free installation of smoke alarms and/or carbon monoxide detectors. 3rd Qtr: 153 households (owner-occupied units) assisted. 4th Qtr: 138 households (owner-occupied units) assisted. FY12 Year-End: Smoke alarms and carbon monoxide detectors were installed into the homes of 453 unduplicated seniors. Strobe light smoke alarms were installed for seniors who are hearing impaired. Project activities will be continued through August 2012.
2011	6136	CITY HTS CDC-VILL VIEW APTS-12	O	906,082.00	547,004.19	0.00	359,077.81	(PY11): FY2012: 1st Qtr: Pending completion of contract execution process. Contract executed 11/10/2011 7/1/2011-9/20/2012. 2nd & 3rd Qtr: Agency completed RFP Construction to start end of April NTP issued. 4th Qtr: Construction implemented end of May; stairs have been reframed and balcony cement completed on two buildings. FY12 Year-End: Rehabilitation activities completed included staircases, railings, new paint, stucco repair, new lighting and new tot lot installation. One apartment was also improved to be an ADA compliant unit, including a compliant path of travel to the unit. Additional project activities will be continued through September 2012.
2011	6137	GRID ALTERNATIVES-SD SOLAR-12	O	170,227.00	89,025.10	0.00	81,201.90	(PY11): FY2012: Contract 10/1/2011 - 9/30/2012 executed 10/4/11. 2nd Qtr: 17 owner households received free solar installations during this period. 3rd Qtr: 10 households received free solar installations during this period. 4th Qtr: 10 households received free solar installations during this period. FY12 Year-End: A total of 37 unduplicated households received free solar installations. Project activities will be continued through September 2012.
2011	6139	REBUILDING TGTHR-SAFE HOME-12	O	275,000.00	93,841.20	0.00	181,158.80	(PY11): FY2012: 1st Qtr: Pending final contract negotiations. 2nd Qtr: Contract executed 12/19/11 from 11/7/11 - 9/20/2012; 46 households (owner-occupied units) assisted with improvements. 3rd Qtr: 17 households (owner-occupied units) assisted with improvements. 4th Qtr: 67 households (owner-occupied units) assisted with improvements. FY12 Year-End: A total of 124 unduplicated households were assisted with free home rehabilitation and modification services. Eight of the 124 units completed included major home/renovations such as complete termite treatments, a home access ramp, new kitchen cabinets, and new carpeting and flooring to accommodate disabled individuals. Project activities will be continued through September 2012.
2011	6140	REBUILDING TOGETHER SD-RTSD-12	O	200,000.00	132,309.00	0.00	67,691.00	(PY11): FY2012: 1st Qtr: Pending final contract negotiations. 2nd Qtr: Contract executed 12/19/11 from 12/19/11-9/20/12. 3rd & 4th Qtr: Agency selected a general contractor. Project activities implemented. FY12 Year-End: A total of 6 unduplicated households were assisted with free roof repair/replacements services. Project activities will be continued through September 2012.

PR03- BOSMAC (original)

Page by:
 Grantee: SAN DIEGO
 Rpt Program Year: 2012

Year	IDIS Activity #	Activity Name	Status	Funded	Draw Thru Amount	Draw In Amount	Balance	Accomplishment Narrative
2011	6141	SD HSG COMM-PICADOR APTS-12	O	1,231,878.00	0.00	0.00	1,231,878.00	(PY11): FY2012:1st Qtr:Pending final contract negotiations - working on Scope. 2nd Qtr: Contract executed 12/16/11 from 7/1/11-9/20/2012. 3rd Qtr: Construction began in March 2012 on the first two buildings (Phase I) of the project. 4th Qtr: Apr/May-Phase I construction was completed on the exterior of two buildings and the interiors of 14 units. Work included installation of new cabinets, countertops, tubs, shower enclosures, lighting, sinks, faucets, windows, doors, siding, stucco and flooring. Two units remain partially incomplete pending design development of additional accessibility modifications and will be completed in later phases. A predetermined group of residents were relocated consistent with the project temporary relocation plan into the newly rehabilitated units on May 15, 2012. Phase II temporary relocation of an additional predetermined group started on May 16, 2012 and fumigation and selective system demolition commenced immediately thereafter on the 6 units in this phase. This included removal of all interior finishes, removal of exterior stucco, and removal of architectural woodwork. Jun-Work was completed on an additional 15 residential units. FY12 Year-End: A total of 29 of the 77 units were completed. However no reimbursement requests had been submitted to the City. (This project is paid in part by CDBG funding.) Construction activities will be completed in September 2012.
2011	6142	URBAN CORPS-GREEN STREETS-12	O	115,037.00	69,813.60	0.00	45,223.40	(PY11): FY2012: 1st Qtr: Pending final contract negotiations. 2nd Qtr: Contract executed 12/1/11 expires 8/31/2012. 3rd Qtr: 9 households (6 owner-occupied units; 3 rental units) assisted with improvements. 4th Qtr: 4 households (4 owner-occupied units) assisted with improvements. FY12 Year-End: A total of 13 unduplicated households (10 owners; 3 renters) were assisted with exterior upgrades that included water heater installation, porch repair, ADA ramps, solar tube installation, window replacement, and door replacement. Interior improvements completed included installation of low-flow toilets and showerheads, energy efficient appliance replacement, cabinet replacement, and bathroom fixture replacement. Project activities will be continued through August 2012.
2011	6143	URBAN CORPS-WEER-12	O	114,953.00	73,973.53	0.00	40,979.47	(PY11): FY2012: 1st Qtr: Pending final contract negotiations. 2nd Qtr: Contract executed 12/1/11 expires 9/30/2012. 3rd Qtr: 35 households (8 owner-occupied units; 27 rental units) assisted with improvements. 4th Qtr: 17 households (2 owner-occupied unit; 15 rental units) assisted with improvements. FY Year-End: A total of 47 unduplicated households were assisted with mold and mildew removal, installation of low-flow showerheads, replacement of leaking faucets, replacement of old security screen doors, installation of smoke alarms and batteries, installation of hot water heater blankets, installation of weather stripping, installation of new windows, patching of holes on interior and exterior walls to protect from rodent/vermin, installation of electrical outlet covers, replacement of leaking toilets, and installation of energy efficient light bulbs. Project activities will be continued through September 2012.
2011	6148	CITY SD-PR-THER REC SVCS-12	C	200,000.00	200,000.00	0.00	0.00	(PY11): FY2012: MOU executed 6/29/2011. Jul 90 clients served including 2 adaptive aquatic camps, social connection dinner & leisure planning mtgs & adaptive sports practices. Aug 110 clients including 1 children's adaptive day camp, summer luau, beachparty & field trips; deaf seniors club & art classes. 2nd Qtr: Sep 144 clients including 2 adaptive aquatic camps, basketball & rugby & field trips. Oct: 242 clients; Nov: 91; Dec 176 clients served. This project is completed now. FY12 Year-End: A total of 853 unduplicated clients with disabilities were served. Services provided included 2 adaptive aquatic camps, 1 children's adaptive day camp, adaptive sports practices (basketball and rugby), social club for deaf seniors, bowling league, a softball tournament, field trips, and art classes.
2011	6154	SD LGBT CMTY CTR-BEHAV HLTH-12	C	100,000.00	100,000.00	0.00	0.00	(PY11): FY2012: Contract executed 8/3/11 expires 6/30/2012. Jul 41; Aug 10; Sep 7 clients served. 370 session of individual & couples counseling provided. 2nd Qtr: Oct 12;Nov 7;Dec 5 clients served. Oct: 171; Nov: 164; Dec 150 session of individual & couples counseling provided. 3rd Qtr: Jan-3 new clients served; Feb-3 new clients; Mar-5 new clients; YTD-101 unduplicated clients provided with 1,295 counseling sessions; 46 clients completed at least 6 sessions of counseling. 4th Qtr: Apr/May/Jun-12 new clients served. YTD: A total of 113 unduplicated clients were served and a total of 1707 sessions of individual and couples counseling were provided. A total of 75 clients completed at least 6 sessions of counseling. Of those, 95% have shown symptom improvement.
2011	6159	LISC-COMM DEV CAPACITY BLDG-12	O	100,000.00	25,433.60	0.00	74,566.40	(PY11): FY2012: 1st Qtr: Waiting on Scope. 2nd Qtr: Sep Modify Scope Oct Contract routing. Nov/Dec: LISC NYC to sign (awaiting response from Fiscal Section). Contract executed 2/1/12 11/1/11 - 6/30/12. 3rd Qtr: Nov/Dec/Jan: Provide organization capacity building services & customized one on one consulting to organizations that serve populations in eleible CDBG census tracts. Community revitalization activites for Little Saigon Foundation; BAME CDC; Bayside Community Center; Horn of Africa; King Chavez Neighborhood of Schools; Sherman Heights Community Ctr: and Townspeople. FY12 Year-End(November 1, 2011 - June 30, 2012): Project activities were completed in which 8 agencies were provided with direct capacity building assistance. As a result, 4 of the agencies implemented organizational changes and management improvements that increased their operational efficiency and organizational effectiveness and sustainability and 4 demonstrated increased capacity in developing affordable housing and/or real estate projects. LISC utilized additional funding sources to provide comprehensive capacity building assistance to more than 50 non-profit organizations. LISC staff provided over 200 instances of direct technical assistance.

PR03- BOSMAC (original)

Page by:
 Grantee: SAN DIEGO
 Rpt Program Year: 2012

Year	IDIS Activity #	Activity Name	Status	Funded	Draw Thru Amount	Draw In Amount	Balance	Accomplishment Narrative
2011	6160	LISC-NEIGH FIRST-12	O	50,000.00	6,878.69	0.00	43,121.31	(PY11): FY2012: 1st Qtr: Waiting on Scope. 2nd Qtr: Sep/Oct Agency modifying Scope & Budget. Nov/Dec: LISC NYC to sign. Agency has had both contracts for a month. Contract executed 1/31/2012 12/1/2011 - 9/30/2012. 3rd Qtr: Jan: Provided technical assistance and customized one on one consulting to orgizations to advance the implementation of resident-directed comprehensive community revitalationalize strategies. Agencies assisted in December & January are: MAAC Project; BAME CDC; Greater Logan Heights Community Partnership; IRC - San Diego; The Little Saigon Foundation; Proyecto De Casas Saludables; City Heights CDC; Bayside Community Center. FY12 Year-End: This project provided assistance to 14 agencies that offer services to low to moderate-income City residents. This project will be completed in September 2012.
2011	6161	OCEAN DISC-PROP ACQU LAB-12	O	200,000.00	200,000.00	0.00	0.00	(PY11): FY2012: IDIS 4967,4968,5188,5520 has now been combined to FY12 IDIS 6161 all reporting be done on IDIS #6161. 1st Qtr: Contact packet & other documentation requested. 2nd Qtr: Contract executed 12/1/2011 expires 12/20/2012. FY12 Year-End: The property was fully acquired in December 2011. Design and construction documents will be developed in FY 2013. The agency anticipates breaking ground in March 2014 and opening the facility to the public in February 2015.
2011	6220	FY12 HUD 108 LOAN DEFEASEMENT	O	7,130,357.00	7,109,043.83	0.00	21,313.17	0

Plan IDIS Year Project	Project Title and Description	Program	Project Estimate	Committed Amount	Amount Drawn Thru Report Year	Amount Available to Draw	Amount Drawn in Report Year	
2011 1	Administration	City of San Diego administrative costs directly related to administering the CDBG program to ensure compliance with all HUD planning and community development programs to City residents and businesses, as well as fair housing services.	CDBG	\$3,279,453.00	\$3,307,814.41	\$2,450,168.93	\$857,645.48	\$2,081,941.32
2	Public Facilities and Improvements	To improve the conditions of the city's public facilities that serve special needs populations, including group homes.	CDBG	\$5,749,193.00	\$5,753,816.95	\$612,644.48	\$5,141,172.47	\$612,644.48
3	Economic Development/Small Business Assistance	To create jobs for San Diegans in new industries with higher paying and promotional opportunities and expand local small businesses.	CDBG	\$867,337.00	\$613,712.49	\$482,187.94	\$131,524.55	\$482,187.94
4	Residential Rehabilitation	To improve the condition of the City's housing stock that serve special needs population.	CDBG	\$3,241,149.00	\$3,217,214.00	\$1,100,713.20	\$2,116,500.80	\$1,100,713.20
5	Affordable Housing	To increase the number of low to moderate income households who can become homeowners.	CDBG	\$250,000.00	\$244,373.50	\$244,373.50	\$0.00	\$244,373.50
6	Public Services	To provide shelter for persons who are homeless and assist them in moving out homelessness and to create a better living environment for persons with special needs.	CDBG	\$2,630,508.00	\$2,427,895.38	\$2,427,895.38	\$0.00	\$2,427,895.38
7	Organizational Capacity Building	To enhance capacity building of nonprofits, including those that provide fair housing assistance.	CDBG	\$150,000.00	\$150,000.00	\$32,312.29	\$117,687.71	\$32,312.29
8	Acquisition	To provide funding to nonprofit organizations to purchase property to serve low to moderate income communities.	CDBG	\$200,000.00	\$200,000.00	\$200,000.00	\$0.00	\$200,000.00
9	Section 108 Payments	To pay Section 108 loan payments.	CDBG	\$1,169,090.00	\$8,299,446.70	\$8,278,133.53	\$21,313.17	\$8,278,133.53
10	HOME - Community Housing Development Organizations	Assistance to CHDOs, primarily in the form of loans for rental housing production.	HOME	\$1,197,248.00	\$0.00	\$0.00	\$0.00	\$0.00
11	HOME - Homebuyer Activities	Loans and grants to first-time homebuyers.	HOME	\$2,483,181.00	\$1,795,623.00	\$1,004,717.00	\$790,906.00	\$1,004,717.00
12	HOME - Rental Housing Development	Residual receipt loans and other forms of assistance for production of multi-family rental housing.	HOME	\$2,261,468.00	\$10,362,782.00	\$840,265.52	\$9,522,516.48	\$840,265.52
13	HOME - Tenant Based Rental Assistance (TBRA)	Subsidies provided to victims of domestic violence and graduates of the HPRP program.	HOME	\$354,740.00	\$231,488.00	\$231,488.00	\$0.00	\$231,488.00
14	HOME - Homeowner Rehabilitation	Rehabilitation loans to owner-occupants.	HOME	\$886,850.00	\$365,106.00	\$323,915.00	\$41,191.00	\$323,915.00
15	HOME - Program Administration	Costs allocated for HOME program administration.	HOME	\$798,165.00	\$0.00	\$0.00	\$0.00	\$0.00
17	County of San Diego HCD - Resource ID		HOPWA	\$191,206.00	\$191,206.00	\$0.00	\$191,206.00	\$0.00
18	Mama's Kitchen HOPWA Nutrition Project		HOPWA	\$159,500.00	\$159,500.00	\$141,301.74	\$18,198.26	\$141,301.74
19	Fraternity House Inc. Transportation		HOPWA	\$16,000.00	\$7,940.14	\$6,223.85	\$1,716.29	\$6,223.85

Plan IDIS Year Project	Project Title and Description	Program	Project Estimate	Committed Amount	Amount Drawn Thru Report Year	Amount Available to Draw	Amount Drawn in Report Year
2011 20	Townspeople STRMU	HOPWA	\$185,400.00	\$185,400.00	\$162,219.76	\$23,180.24	\$162,219.76
21	Stepping Stone Central Avenue - Operations	HOPWA	\$102,180.00	\$102,180.00	\$82,248.63	\$19,931.37	\$82,248.63
22	Fraternity House Inc. Fraternity House	HOPWA	\$172,450.00	\$172,450.00	\$121,806.33	\$50,643.67	\$121,806.33
23	Fraternity House Inc. Michaelle House	HOPWA	\$209,507.00	\$209,507.30	\$188,201.94	\$21,305.36	\$188,201.94
24	Stepping Stone Enya House	HOPWA	\$168,057.00	\$168,057.31	\$102,324.65	\$65,732.66	\$102,324.65
25	South Bay Community Services La Posada Apts	HOPWA	\$26,419.00	\$26,419.00	\$22,946.00	\$3,473.00	\$22,946.00
26	St Vincent de Paul Village Josue Homes	HOPWA	\$599,017.00	\$599,017.45	\$471,006.21	\$128,011.24	\$471,006.21
27	Being Alive San Diego	HOPWA	\$59,560.00	\$59,559.75	\$56,595.36	\$2,964.39	\$56,595.36
28	Townspeople Information and Referral	HOPWA	\$92,700.00	\$92,700.00	\$89,988.78	\$2,711.22	\$89,988.78
29	Townspeople Operations and Support 51st and Wilson	HOPWA	\$82,400.00	\$82,400.00	\$68,375.37	\$14,024.63	\$68,375.37
30	Center for Social Support and Education - Karibu	Provides 100 emergency beds in the form of hotel/motel vouchers for up to 30 nights HOPWA	\$304,010.00	\$303,982.70	\$262,820.57	\$41,162.13	\$262,820.57
31	Community Housing Works - Marisol and Old Grove Apts	HOPWA	\$32,059.00	\$32,059.00	\$28,522.54	\$3,536.46	\$28,522.54
32	County of San Diego HHSA	HOPWA	\$252,350.00	\$245,701.30	\$223,019.20	\$22,682.10	\$223,019.20
33	2011 Grantee Admin	HOPWA	\$86,549.00	\$86,549.00	\$54,620.01	\$31,928.99	\$54,620.01
34	County of San Diego HCD - HOPWA TBRA	HOPWA	\$629,630.00	\$629,630.00	\$429,772.11	\$199,857.89	\$429,772.11
35	County of San Diego - P&C - Technical Assistance	HOPWA	\$20,600.00	\$20,600.00	\$0.00	\$20,600.00	\$0.00
37	ESG11 San Diego (2012)	Federal Fiscal Year 2011 ESG funds for the City of San Diego have been allocated to the San Diego Housing Commission (SDHC) to operate shelters for the homeless, provide rapid re-housing strategies and program administration and data collection through HMIS. HESG	\$1,033,394.00	\$1,033,394.00	\$0.00	\$1,033,394.00	\$0.00

U.S. Department of Housing and Urban Development
 Office of Community Planning and Development
 Integrated Disbursement and Information System
 CDBG Housing Activities
 SAN DIEGO, CA

PGM YEAR	PROJ ID	IDIS ACT ID	ACTIVITY NAME	STATUS	MTX NTL		Total		CDBG DRAWN AMOUNT	OCCUPIED TOTAL	UNITS L/M	% L/M	CUMULATIVE OCCUPIED UNITS	
					CD	OBJ	EST. AMT	% CDBG					OWNER	RENTER
2012	9580	6285	BURN INST-SR SMOKE ALARM-13	OPEN	14A	LMH	281,157.00	0.0	0.00	0	0	0.0	0	0
2012	9580	6286	CITY HTS CDC-NEIGH REHAB-13	OPEN	14A	LMH	856,085.00	0.0	0.00	0	0	0.0	0	0
2012	9580	6287	CITY HTS CDC-SYCAMORE-13	OPEN	14B	LMH	760,399.00	0.0	0.00	0	0	0.0	0	0
2012	9580	6288	CITY SD-ES-SAFE & HLTHY HMS-13	OPEN	14A	LMH	226,569.00	0.0	0.00	0	0	0.0	0	0
2012	9580	6289	GRID ALTERNATIVES-SD SOLAR-13	OPEN	14A	LMH	1,125,021.00	0.0	0.00	0	0	0.0	0	0
2012	9580	6290	ST PAUL S SEN HOMES & SER-13	OPEN	14B	LMH	410,493.00	0.0	0.00	0	0	0.0	0	0
2012	9580	6291	TOWNSPEOPLE-SOLAR POWER-13	OPEN	14B	LMH	270,800.00	0.0	0.00	0	0	0.0	0	0
2012 TOTALS: BUDGETED/UNDERW/							3,930,524.00	0.0	0.00	0	0	0.0	0	0
COMPLETE							0.00	0.0	0.00	0	0	0.0	0	0
							3,930,524.00	0.0	0.00	0	0	0.0	0	0

PGM YEAR	PROJ ID	IDIS ACT ID	ACTIVITY NAME	STATUS	MTX NTL		Total		CDBG DRAWN AMOUNT	OCCUPIED TOTAL	UNITS L/M	% L/M	CUMULATIVE OCCUPIED UNITS	
					CD	OBJ	EST. AMT	% CDBG					OWNER	RENTER
2011	8884	6123	METRO AREA ADVIS COMM-PJAM-12	OPEN	14B	LMH	103,099.00	0.0	0.00	0	0	0.0	0	0
2011	8884	6135	BURN INST-SR SMOKE ALARM-12	OPEN	14A	LMH	221,799.00	42.7	94,746.58	453	453	100.0	453	0
2011	8884	6136	CITY HTS CDC-VILL VIEW APTS-12	OPEN	14B	LMH	906,082.00	60.4	547,004.19	29	29	100.0	0	29
2011	8884	6137	GRID ALTERNATIVES-SD SOLAR-12	OPEN	14A	LMH	805,027.00	11.1	89,025.10	37	37	100.0	37	0
2011	8884	6139	REBUILDING TGTHR-SAFE HOME-12	OPEN	14A	LMH	834,200.00	11.2	93,841.20	124	124	100.0	124	0
2011	8884	6140	REBUILDING TOGETHER SD-RTSD-12	OPEN	14A	LMH	759,200.00	17.4	132,309.00	6	6	100.0	6	0
2011	8884	6141	SD HSG COMM-PICADOR APTS-12	OPEN	14B	LMH	2,780,400.00	0.0	0.00	0	0	0.0	0	0
2011	8884	6142	URBAN CORPS-GREEN STREETS-12	OPEN	14A	LMH	115,037.00	60.7	69,813.60	13	13	100.0	10	3
2011	8884	6143	URBAN CORPS-WEER-12	OPEN	14A	LMH	125,249.00	59.1	73,973.53	47	47	100.0	11	36

U.S. Department of Housing and Urban Development
 Office of Community Planning and Development
 Integrated Disbursement and Information System
 CDBG Housing Activities
 SAN DIEGO, CA

2011	TOTALS: BUDGETED/UNDERW, COMPLETE	6,650,093.00 0.00	16.5 0.0	1,100,713.20 0.00	709 0	709 0	100.0 0.0	641 0	68 0
		6,650,093.00	16.5	1,100,713.20	709	709	100.0	641	68

PGM YEAR	PROJ ID	IDIS ACT ID	ACTIVITY NAME	STATUS	MTX CD	NTL OBJ	Total EST. AMT	% CDBG	CDBG DRAWN AMOUNT	OCCUPIED TOTAL	UNITS L/M	% L/M	CUMULATIVE OCCUPIED OWNER	UNITS RENTER
2010	7497	5824	Burn Institute-Sr Smoke Alarm-11	COM	14A	LMH	105,129.25	63.9	67,129.25	403	308	76.4	403	0
2010	7497	5825	GRID Alternatives-SD Solar Afford Homes-11	COM	14A	LMH	59,810.00	100.0	59,810.00	23	23	100.0	23	0
2010	7497	5826	Rebuilding Together SD-11	COM	14A	LMH	455,034.06	39.6	180,034.06	67	67	100.0	67	0
2010	7497	5827	Rebuilding Together SD-Home Rehab/Roof Repair-11	COM	14A	LMH	196,205.61	100.0	196,205.61	22	22	100.0	22	0
2010	7497	5828	SD Imperial Counties-Safe Homes-11	COM	14A	LMH	213,144.01	100.0	213,144.01	289	288	99.7	289	0
2010	7497	5829	Urban Corps-WEER Project-11	COM	14A	LMH	184,981.12	100.0	184,981.12	203	202	99.5	98	105
2010	7503	5848	City Hghts CDC-Neigh Enhancement-11	COM	14A	LMH	139,583.87	100.0	139,583.87	38	38	100.0	38	0
2010	TOTALS: BUDGETED/UNDERW, COMPLETE						0.00 1,353,887.92	0.0 76.8	0.00 1,040,887.92	0 1,045	0 948	0.0 90.7	0 940	0 105
							1,353,887.92	76.8	1,040,887.92	1,045	948	90.7	940	105

PGM YEAR	PROJ ID	IDIS ACT ID	ACTIVITY NAME	STATUS	MTX CD	NTL OBJ	Total EST. AMT	% CDBG	CDBG DRAWN AMOUNT	OCCUPIED TOTAL	UNITS L/M	% L/M	CUMULATIVE OCCUPIED OWNER	UNITS RENTER
2009	0006	5487	SENIOR FIRE & BURN PREVENTION	COM	14A	LMH	37,882.12	100.0	37,882.12	808	655	81.1	808	0
2009	0006	5488	REBUILDING TOGETHER SAN DIEGO	COM	14A	LMH	170,499.98	100.0	170,499.98	48	48	100.0	48	0
2009	0006	5489	SAFE HOMES	COM	14A	LMH	210,015.12	100.0	210,015.12	379	363	95.8	379	0
2009	0006	5491	AFFORDABLE HOUSING REHAB-WILSON AVE	COM	14B	LMH	37,000.85	92.1	34,060.85	2	2	100.0	0	2
2009	0006	5492	WEATHERIZATION, ENERGY EFFICIENCY& REHAB	COM	14A	LMH	85,000.00	0.0	85,000.00	0	0	0.0	0	0
2009	0006	5709	Tot Lot Rehabilitation	COM	14B	LMH	28,276.19	100.0	28,276.19	34	34	100.0	0	34
2009	0013	5729	Rebuild City Heights-CBDO Energy Efficiency	COM	14F	LMH	31,910.23	100.0	31,910.23	60	60	100.0	0	60

U.S. Department of Housing and Urban Development
 Office of Community Planning and Development
 Integrated Disbursement and Information System
 CDBG Housing Activities
 SAN DIEGO, CA

2009	1892	5656	San Diego Apartments	OPEN	14B	LMH	412,971.00	0.0	0.00	16	16	100.0	0	16
2009	1892	5657	Euclid Court Apartments	OPEN	14B	LMH	563,257.00	0.0	0.00	11	11	100.0	0	11
2009	1892	5658	Trojan Avenue Apartments	OPEN	14B	LMH	0.00	0.0	0.00	24	20	83.3	0	24
2009	1892	5659	National Avenue Apartments	OPEN	14B	LMH	0.00	0.0	0.00	0	0	0.0	0	0
2009 TOTALS: BUDGETED/UNDERW/							976,228.00	0.0	0.00	51	47	92.1	0	51
COMPLETE							600,584.49	99.5	597,644.49	1,331	1,162	87.3	1,235	96
							1,576,812.49	37.9	597,644.49	1,382	1,209	87.4	1,235	147

PGM YEAR	PROJ ID	IDIS ACT ID	ACTIVITY NAME	STATUS	MTX CD	NTL OBJ	Total EST. AMT	% CDBG	CDBG DRAWN AMOUN	OCCUPIE TOTAL	UNITS L/M	% L/M	CUMULATIVE	
													OCCUPIED OWNER	UNITS RENTER
2008	0006	5142	SENIOR FIRE & BURN PREVENTION PROGRAM	COM	14A	LMH	39,000.00	100.0	39,000.00	1,341	1,341	100.0	1,341	0
2008	0006	5143	HANDY HANDS HOME REPAIR PROGRAM	COM	14A	LMH	23,234.31	100.0	23,234.31	55	53	96.4	55	0
2008	0006	5144	REBUILDING TOGETHER SAN DIEGO	COM	14A	LMH	122,000.00	100.0	122,000.00	74	74	100.0	74	0
2008	0006	5145	Parker-Kier Apartments-2	COM	14B	LMH	559,091.00	0.0	559,091.00	0	0	0.0	0	0
2008	0006	5146	SAFE HOMES PROJECT	COM	14A	LMH	184,566.09	100.0	184,566.09	426	422	99.1	426	0
2008	0006	5147	WILSON AVE APTS-ADA IMPROVEMENTS	COM	14B	LMH	25,000.00	100.0	25,000.00	12	12	100.0	0	12
2008	0006	5148	WEATHERIZATION, ENERGY EFFIC & REHAB	COM	14A	LMH	104,423.71	100.0	104,423.71	127	127	100.0	25	102
2008	0006	5156	Parker-Kier Apartments-1	COM	14B	LMH	138,241.00	0.0	138,241.00	0	0	0.0	0	0
2008	0006	5158	Parker-Kier Apartments-3	OPEN	14B	LMH	3,401,752.00	0.0	400,146.00	0	0	0.0	0	0
2008	0007	5150	LEAD SAFE NEIGHBORHOODS ENFORCEMENT/OU	COM	14I	LMH	102,354.87	100.0	102,354.87	32	30	93.8	19	13
2008	0013	5180	REBUILD CH-CBDO-2008-ENERGY EFFICIENCY	COM	14A	LMH	91,641.09	0.0	91,641.09	0	0	0.0	0	0
2008 TOTALS: BUDGETED/UNDERW/							3,401,752.00	11.7	400,146.00	0	0	0.0	0	0
COMPLETE							1,389,552.07	100.0	1,389,552.07	2,067	2,059	99.6	1,940	127
							4,791,304.07	37.3	1,789,698.07	2,067	2,059	99.6	1,940	127

U.S. Department of Housing and Urban Development
 Office of Community Planning and Development
 Integrated Disbursement and Information System
 CDBG Housing Activities
 SAN DIEGO, CA

PGM YEAR	PROJ ID	IDIS ACT ID	ACTIVITY NAME	STATUS	MTX NTL		Total		CDBG DRAWN AMOUNT	OCCUPIED TOTAL	UNITS		CUMULATIVE OCCUPIED UNITS	
					CD	OBJ	EST. AMT	% CDBG			L/M	% L/M	OWNER	RENTER
2007	0006	4887	SENIOR FIRE & BURN PREVENTION PROGRAM	COM	14A	LMH	11,834.37	100.0	11,834.37	439	429	97.7	439	0
2007	0006	4889	REBUILDING TOGETHER SAN DIEGO	COM	14A	LMH	138,804.99	100.0	138,804.99	20	20	100.0	20	0
2007	0006	4890	SAFE HOMES PROJECT	COM	14A	LMH	229,555.66	100.0	229,555.66	247	246	99.6	247	0
2007	0006	4891	WEATHERIZATION, ENERGY EFFCY & RES REHAB	COM	14A	LMH	78,175.46	100.0	78,175.46	98	98	100.0	47	51
2007 TOTALS: BUDGETED/UNDERW/							0.00	0.0	0.00	0	0	0.0	0	0
COMPLETE							458,370.48	100.0	458,370.48	804	793	98.6	753	51
							458,370.48	100.0	458,370.48	804	793	98.6	753	51

PGM YEAR	PROJ ID	IDIS ACT ID	ACTIVITY NAME	STATUS	MTX NTL		Total		CDBG DRAWN AMOUNT	OCCUPIED TOTAL	UNITS		CUMULATIVE OCCUPIED UNITS	
					CD	OBJ	EST. AMT	% CDBG			L/M	% L/M	OWNER	RENTER
2006	0006	4595	SENIOR FIRE & BURN PREVENTION	COM	14A	LMH	24,999.09	100.0	24,999.09	1,948	1,785	91.6	1,948	0
2006	0006	4596	REBUILD CITY HEIGHTS-INC AFFORD HSG	COM	14B	LMH	18,600.00	100.0	18,600.00	71	71	100.0	0	71
2006	0006	4599	COMUNITY DEVELOPMENT PROJECTS	COM	14A	LMH	3,000.00	0.0	3,000.00	0	0	0.0	0	0
2006	0006	4600	MINOR HOME REPAIR	COM	14A	LMH	12,000.00	100.0	12,000.00	66	66	100.0	66	0
2006	0006	4601	REBUILDING TOGETHER SAN DIEGO	COM	14A	LMH	141,500.00	100.0	141,500.00	18	18	100.0	18	0
2006	0006	4602	SAFE HOMES PROJECT	COM	14A	LMH	210,000.00	100.0	210,000.00	287	287	100.0	287	0
2006	0006	4603	WEATHERIZATION, ENERGY EFF & REHAB	COM	14A	LMH	125,000.00	100.0	125,000.00	25	25	100.0	0	25
2006	0006	4794	HOME REHAB & WEATHERIZATION	COM	14A	LMH	100.00	100.0	100.00	1	1	100.0	1	0
2006	0008	4612	51ST STREET PROJECT-CAPITAL IMPROV I	COM	14B	LMH	20,000.00	100.0	20,000.00	30	30	100.0	0	30
2006	0008	4613	51ST STREET PROJECT-CAPITAL IMPROV II	COM	14B	LMH	25,000.00	100.0	25,000.00	30	30	100.0	0	30
2006	0008	4614	WILSON AVENUE APARTMENTS	COM	14B	LMH	40,000.00	100.0	40,000.00	9	9	100.0	0	9
2006 TOTALS: BUDGETED/UNDERW/							0.00	0.0	0.00	0	0	0.0	0	0
COMPLETE							620,199.09	100.0	620,199.09	2,485	2,322	93.4	2,320	165

U.S. Department of Housing and Urban Development
 Office of Community Planning and Development
 Integrated Disbursement and Information System
 CDBG Housing Activities
 SAN DIEGO, CA

PGM YEAR	PROJ ID	IDIS ACT ID	ACTIVITY NAME	STATUS	MTX CD	NTL OBJ	Total EST. AMT	% CDBG	CDBG DRAWN AMOUNT	OCCUPIED TOTAL	UNITS L/M	% L/M	CUMULATIVE OCCUPIED OWNER	UNITS RENTER
							620,199.09	100.0	620,199.09	2,485	2,322	93.4	2,320	165

2005	0003	4200	SUNBURST APARTMENTS	COM	14B	LMH	14,986.53	0.0	14,986.53	0	0	0.0	0	0
2005	0006	4224	SENIOR FIRE & BURN PREVENTION	COM	14A	LMH	32,499.84	100.0	32,499.84	2,360	1,918	81.3	2,360	0
2005	0006	4225	REBUILD CITY HEIGHTS-QUALITY AFFORD HSG	COM	14B	LMH	30,000.00	100.0	30,000.00	752	752	100.0	0	752
2005	0006	4228	FACE LIFT	COM	14I	LMH	19,999.73	100.0	19,999.73	17	13	76.5	17	0
2005	0006	4229	LEAD HAZARD CONTROL PROGRAM-EHC	COM	14I	LMH	2,500.00	100.0	2,500.00	75	75	100.0	0	75
2005	0006	4230	OPERATION BLIGHT ELIMINATION	COM	14B	LMH	10,000.00	100.0	10,000.00	2	2	100.0	0	2
2005	0006	4231	NEIGHD. SECURITY & MINOR HOME REPAIR	COM	14A	LMH	22,500.00	100.0	22,500.00	127	112	88.2	0	127
2005	0006	4232	COMMUNITY DEVELOPMENT PROJECTS	COM	14A	LMH	94,998.00	100.0	94,998.00	13	13	100.0	0	13
2005	0006	4234	MINOR HOME REPAIR	COM	14A	LMH	7,500.00	100.0	7,500.00	27	27	100.0	0	27
2005	0006	4235	REBUILDING TOGETHER SAN DIEGO	COM	14A	LMH	86,500.00	100.0	86,500.00	14	14	100.0	0	14
2005	0006	4236	SAFE HOMES PROJECT	COM	14B	LMH	229,000.00	100.0	229,000.00	263	243	92.4	0	263
2005	0006	4362	HOUSING REHAB FOR SENIORS	COM	14A	LMH	12,596.55	100.0	12,596.55	7	7	100.0	0	7
2005	0007	4237	MITIGN. OF VACANT &/OR DILAPITATED BLDGS	COM	14H	LMA	29,208.11	0.0	29,208.11	0	0	0.0	0	0
2005 TOTALS: BUDGETED/UNDERW,							0.00	0.0	0.00	0	0	0.0	0	0
COMPLETE							592,288.76	100.0	592,288.76	3,657	3,176	86.8	2,377	1,280
							592,288.76	100.0	592,288.76	3,657	3,176	86.8	2,377	1,280

PGM YEAR	PROJ ID	IDIS ACT ID	ACTIVITY NAME	STATUS	MTX CD	NTL OBJ	Total EST. AMT	% CDBG	CDBG DRAWN AMOUNT	OCCUPIED TOTAL	UNITS L/M	% L/M	CUMULATIVE OCCUPIED OWNER	UNITS RENTER
2004	0006	3755	LEAD SAFE NEIGHBORHOODS PROGRAM	COM	14I	LMH	27,982.07	100.0	27,982.07	30	30	100.0	0	30
2004	0006	3756	LEAD HAZARD CONTROL PROGRAM	COM	14I	LMH	55,000.00	100.0	55,000.00	100	100	100.0	0	100
2004	0006	3757	COMMUNITY DEVELOPMENT PROJECTS	COM	14A	LMH	85,000.00	100.0	85,000.00	13	13	100.0	0	13
2004	0006	3758	HOME SAFETY AND SECURITY PROGRAM	COM	14A	LMH	5,500.00	100.0	5,500.00	36	36	100.0	0	36

U.S. Department of Housing and Urban Development
 Office of Community Planning and Development
 Integrated Disbursement and Information System
 CDBG Housing Activities
 SAN DIEGO, CA

2004	0006	3759	RENOVATION OF HOMES	COM	14A	LMH	87,500.00	100.0	87,500.00	32	32	100.0	0	32
2004	0006	3761	SAFE HOMES	COM	14A	LMH	204,999.99	100.0	204,999.99	214	200	93.5	0	214
2004	0006	3960	PROJECT FRESH START-BCA YOUTHBUILD	COM	14A	LMH	1,000.00	100.0	1,000.00	1	1	100.0	0	1
2004	0009	3809	SENIOR FIRE & BURN PREVENTION PROGRAM	COM	14A	LMH	45,802.68	100.0	45,802.68	1,733	1,617	93.3	0	1,733
2004	0013	3826	COMMUNITY ENERGY EFFICIENCY ENTERPRISE	COM	14F	LMH	15,000.00	100.0	15,000.00	122	122	100.0	0	122
2004 TOTALS: BUDGETED/UNDERW,							0.00	0.0	0.00	0	0	0.0	0	0
COMPLETE							527,784.74	100.0	527,784.74	2,281	2,151	94.3	0	2,281
							527,784.74	100.0	527,784.74	2,281	2,151	94.3	0	2,281

PGM YEAR	PROJ ID	IDIS ACT ID	ACTIVITY NAME	STATUS	MTX CD	NTL OBJ	Total EST. AMT	% CDBG	CDBG DRAWN AMOUN	OCCUPIE TOTAL	UNITS L/M	% L/M	CUMULATIVE	
													OCCUPIED OWNER	UNITS RENTER
2003	0006	3467	8TH DISTRICT COMMUNITY DEVELOPMENT	COM	14A	LMH	196,795.69	100.0	196,795.69	12	9	75.0	0	12
2003	0006	3468	SAFE HOMES	COM	14A	LMH	218,544.43	100.0	218,544.43	401	293	73.1	0	401
2003	0006	3557	2ND DISTRICT COMMUNITY DEVELOPMENT	COM	14A	LMH	5,000.00	0.0	5,000.00	0	0	0.0	0	0
2003	0006	3558	3RD DISTRICT COMMUNITY DEVELOPMENT	COM	14A	LMH	8,000.00	0.0	8,000.00	0	0	0.0	0	0
2003	0006	3559	4TH DISTRICT COMMUNITY DEVELOPMENT	COM	14A	LMH	25,000.00	0.0	25,000.00	0	0	0.0	0	0
2003	0006	3560	7TH DISTRICT COMMUNITY DEVELOPMENT	COM	14A	LMH	7,500.00	0.0	7,500.00	0	0	0.0	0	0
2003	0006	3561	EARLY INTERVENTION SAFETY & SECURITY PRO	COM	14A	LMH	36,817.91	100.0	36,817.91	54	39	72.2	0	54
2003	0006	3562	REBUILDING TOGETHER 2004	COM	14A	LMH	35,000.00	100.0	35,000.00	13	9	69.2	0	13
2003	0006	3563	HOME INDEPENDENCE PROJECT	COM	14A	LMH	30,250.00	100.0	30,250.00	19	18	94.7	0	19
2003	0006	3944	LABOR COMMUNITY SERVICES	COM	14A	LMH	11,760.20	100.0	11,760.20	15	11	73.3	0	15
2003	0007	3510	LEAD HAZARD CONTROL PROGRAM - EHC	COM	14I	LMH	104,999.82	100.0	104,999.82	1,309	956	73.0	0	1,309
2003	0007	3511	LEAD SAFE NEIGHBORHOODS PROGRAM	COM	14I	LMH	152,096.62	100.0	152,096.62	13	13	100.0	0	13
2003	0008	3568	BAYVIEW RESIDENCES	COM	14B	LMH	75,000.00	100.0	75,000.00	16	12	75.0	0	16
2003	0008	3570	NEW BEGINNINGS	COM	14B	LMH	7,733.00	100.0	7,733.00	15	15	100.0	0	15
2003	0008	3660	MASON HOTEL	COM	14B	LMH	83,587.65	0.0	83,587.65	0	0	0.0	0	0
2003	0013	3577	COMMUNITY ENERGY EFFICIENCY ENTERPRISE	COM	14F	LMH	10,000.00	100.0	10,000.00	3	3	100.0	0	3

U.S. Department of Housing and Urban Development
 Office of Community Planning and Development
 Integrated Disbursement and Information System
 CDBG Housing Activities
 SAN DIEGO, CA

2003	0013	3583	TAKE BACK THE STREET - COUNCIL DIST. 5	COM	14A	URG	50,000.00	0.0	50,000.00	0	0	0.0	0	0
		2003	TOTALS: BUDGETED/UNDERW,				0.00	0.0	0.00	0	0	0.0	0	0
			COMPLETE				1,058,085.32	100.0	1,058,085.32	1,870	1,378	73.6	0	1,870

							1,058,085.32	100.0	1,058,085.32	1,870	1,378	73.6	0	1,870

PGM YEAR	PROJ ID	IDIS ACT ID	ACTIVITY NAME	STATUS	MTX CD	NTL OBJ	Total EST. AMT	% CDBG	CDBG DRAWN AMOUN	OCCUPIEI TOTAL	UNITS L/M	% L/M	CUMULATIVE OCCUPIED OWNER	UNITS RENTER
2002	0002	3659	MASON HOTEL	COM	14B	LMH	8,412.35	100.0	8,412.35	27	27	100.0	0	27
2002	0005	3362	REBUILDING TOGETHER W/CHRISTMAS IN APRIL	COM	14A	LMH	45,003.10	100.0	45,003.10	13	13	100.0	0	13
2002	0005	3363	LATINO BUILDERS INDUSTRY ASSOCIATION	COM	14A	LMH	129,998.34	100.0	129,998.34	13	13	100.0	0	13
2002	0005	3365	LABOR'S COMMUNITY SERVICE AGENCY	COM	14A	LMH	86,252.20	100.0	86,252.20	15	15	100.0	0	15
2002	0005	3366	LUTHERAN SOCIAL SERVICES OF SO. CAL.	COM	14A	LMH	43,003.49	0.0	43,003.49	0	0	0.0	0	0
2002	0005	3367	S.D.& IMP. CO. LABOR CNCL. SAFE HOMES	COM	14A	LMH	223,188.23	100.0	223,188.23	401	401	100.0	0	401
2002	0007	3357	CITY OF SD- ENERGY EFFICIENCY PROJECT	COM	14B	LMH	83,417.11	100.0	83,417.11	1	1	100.0	0	1
2002	0007	3369	SAN DIEGO HOUSING COMMISSION	COM	14A	LMH	1,449,051.95	100.0	1,449,051.95	225	225	100.0	0	225
		2002	TOTALS: BUDGETED/UNDERW,				0.00	0.0	0.00	0	0	0.0	0	0
			COMPLETE				2,068,326.77	100.0	2,068,326.77	695	695	100.0	0	695

							2,068,326.77	100.0	2,068,326.77	695	695	100.0	0	695

PGM YEAR	PROJ ID	IDIS ACT ID	ACTIVITY NAME	STATUS	MTX CD	NTL OBJ	Total EST. AMT	% CDBG	CDBG DRAWN AMOUN	OCCUPIEI TOTAL	UNITS L/M	% L/M	CUMULATIVE OCCUPIED OWNER	UNITS RENTER
2001	0006	3191	CHRISTMAS IN APRIL - SAN DIEGO	COM	14A	LMH	52,496.90	100.0	52,496.90	31	31	100.0	0	31
2001	0006	3192	FOX CANYON NEIGHBORHOOD ASSOCIATION	COM	14A	LMH	6,349.10	100.0	6,349.10	1	1	100.0	0	1
2001	0006	3194	LABOR'S COMMUNITY SERVICE AGENCY	COM	14A	LMH	189,448.59	100.0	189,448.59	15	15	100.0	0	15
2001	0006	3195	LATINO BUILDERS - DISTRICT 4	COM	14A	LMH	20,000.00	100.0	20,000.00	1	1	100.0	0	1
2001	0006	3196	LATINO BUILDERS - DISTRICT 7	COM	14A	LMH	5,000.00	100.0	5,000.00	1	1	100.0	0	1

U.S. Department of Housing and Urban Development
 Office of Community Planning and Development
 Integrated Disbursement and Information System
 CDBG Housing Activities
 SAN DIEGO, CA

2001	0006	3197	LATINO BUILDERS - DISTRICT 8	COM	14A	LMH	134,500.51	100.0	134,500.51	1	1	100.0	0	1
2001	0006	3198	LUTHERN SOCIAL SERVICES	COM	14A	LMH	58,996.51	100.0	58,996.51	156	156	100.0	0	156
2001	0006	3345	BURN INSTITUTE	COM	14A	LMH	23,438.50	100.0	23,438.50	1,733	1,733	100.0	0	1,733
2001	0006	4128	SAFE HOME	COM	14A	LMH	21,266.95	100.0	21,266.95	214	214	100.0	214	0
2001	0008	3220	SAN DIEGO HOUSING COMMISSION	COM	14A	LMH	1,639,980.11	100.0	1,639,980.11	225	225	100.0	0	225
2001	0008	3392	BLACK CONTRACTORS ASSOC. OF SAN DIEGO	COM	14A	LMH	44,105.42	100.0	44,105.42	19	19	100.0	0	19
2001	0008	3658	MASON HOTEL	COM	14B	LMH	138,000.00	100.0	138,000.00	27	27	100.0	0	27
2001	0008	4129	HISTORICAL SD CDC	COM	14A	LMH	39,997.64	100.0	39,997.64	1	1	100.0	1	0
2001	0008	4130	APARTMENT & HOUSING	COM	14A	LMH	104,368.64	100.0	104,368.64	1	1	100.0	1	0
2001	0008	4133	IMPERIAL AVENUE	COM	14B	LMH	38,188.89	100.0	38,188.89	21	21	100.0	0	21
2001	0011	4134	REBUILDING COMMUNITY THROUGH AFFORDABLE	COM	14B	LMH	22,184.23	100.0	22,184.23	16	16	100.0	16	0
2001 TOTALS: BUDGETED/UNDERW,							0.00	0.0	0.00	0	0	0.0	0	0
COMPLETE							2,538,321.99	100.0	2,538,321.99	2,463	2,463	100.0	232	2,231
							2,538,321.99	100.0	2,538,321.99	2,463	2,463	100.0	232	2,231

PGM YEAR	PROJ ID	IDIS ACT ID	ACTIVITY NAME	STATUS	MTX CD	NTL OBJ	Total EST. AMT	% CDBG	CDBG DRAWN AMOUNT	OCCUPIED TOTAL	UNITS L/M	% L/M	CUMULATIVE	
													OCCUPIED OWNER	UNITS RENTER
2000	0002	2732	CHRISTMAS IN APRIL	COM	14A	LMH	53,549.23	100.0	53,549.23	14	14	100.0	0	14
2000	0002	2733	LABOR'S COMMUNITY SERVICE	COM	14A	LMH	154,603.38	100.0	154,603.38	127	112	88.2	0	127
2000	0002	2734	LATINO BUILDERS	COM	14A	LMH	99,516.32	100.0	99,516.32	13	13	100.0	0	13
2000	0002	2735	CARING NEIGHBORS	COM	14A	LMH	39,282.94	100.0	39,282.94	160	160	100.0	0	160
2000	0009	2836	BLACK CONTRACTORS ASSOC.	COM	14A	LMH	4,582.61	100.0	4,582.61	19	19	100.0	0	19
2000	0009	2840	S.O.F.A. - MARINE ST. APTS.	COM	14D	LMH	232,449.00	100.0	232,449.00	8	6	75.0	0	8
2000	0009	3090	S.D. HOUSING COMMISSION	COM	14A	LMH	733,218.75	100.0	733,218.75	139	139	100.0	0	139
2000 TOTALS: BUDGETED/UNDERW,							0.00	0.0	0.00	0	0	0.0	0	0
COMPLETE							1,317,202.23	100.0	1,317,202.23	480	463	96.4	0	480

U.S. Department of Housing and Urban Development
 Office of Community Planning and Development
 Integrated Disbursement and Information System
 CDBG Housing Activities
 SAN DIEGO, CA

1,317,202.23 100.0 1,317,202.23 480 463 96.4 0 480

PGM YEAR	PROJ ID	IDIS ACT ID	ACTIVITY NAME	STATUS	MTX NTL		Total EST. AMT	% CDBG	DRAWN AMOUNT	CDBG OCCUPIED TOTAL	UNITS L/M	% L/M	CUMULATIVE OCCUPIED UNITS	
					CD	OBJ							OWNER	RENTER
1999	0002	2503	CHRISTMAS IN APRIL	COM	14A	LMH	44,749.69	0.0	44,749.69	0	0	0.0	0	0
1999	0002	2504	LABOR'S COMMUNITY SERVICE	COM	14A	LMH	157,714.39	100.0	157,714.39	323	236	73.1	0	323
1999	0002	2505	LATINO BUILDERS	COM	14A	LMH	99,117.09	0.0	99,117.09	0	0	0.0	0	0
1999	0002	2506	CARING NEIGHBORS	COM	14A	LMH	60,717.88	100.0	60,717.88	239	175	73.2	0	239
1999	0002	2521	NCR OF SAN DIEGO - VISTA LANE COURTS	COM	14A	LMH	9,157.45	100.0	9,157.45	40	37	92.5	0	40
1999	0009	2546	BCA COMMUNITY DEVELOPMENT COMMITTEE	COM	14G	LMH	18,877.19	100.0	18,877.19	1	1	100.0	0	1
1999	0009	2628	AFFORDABLE HOUSING PROGRAM	COM	14A	LMH	1,644,858.65	0.0	1,644,858.65	0	0	0.0	0	0
1999	0009	4109	FIRST TIME HOMEBUYER	COM	14A	LMH	7,671.84	100.0	7,671.84	1	1	100.0	1	0
1999	0009	4110	REESE VILLAGE	COM	14A	LMH	50,357.00	100.0	50,357.00	18	18	100.0	0	18
1999	0012	2610	MERCY GARDENS	COM	14B	LMH	54,694.11	100.0	54,694.11	23	23	100.0	0	23
1999			TOTALS: BUDGETED/UNDERW.				0.00	0.0	0.00	0	0	0.0	0	0
			COMPLETE			2,147,915.29	100.0	2,147,915.29	645	491	76.1	1	644	
						2,147,915.29	100.0	2,147,915.29	645	491	76.1	1	644	

PGM YEAR	PROJ ID	IDIS ACT ID	ACTIVITY NAME	STATUS	MTX NTL		Total EST. AMT	% CDBG	DRAWN AMOUNT	CDBG OCCUPIED TOTAL	UNITS L/M	% L/M	CUMULATIVE OCCUPIED UNITS	
					CD	OBJ							OWNER	RENTER
1998	0027	1554	CHRISTMAS IN APRIL	COM	14A	LMH	36,000.00	100.0	36,000.00	25	25	100.0	0	25
1998	0066	1555	LABOR'S COMMUNITY SERVICE	COM	14A	LMH	118,315.00	100.0	118,315.00	370	270	73.0	0	370
1998	0067	1556	LATINO BUILDERS	COM	14A	LMH	120,857.90	100.0	120,857.90	4	4	100.0	0	4
1998	0076	1557	CARING NEIGHBORS	COM	14A	LMH	50,400.00	100.0	50,400.00	194	142	73.2	0	194
1998	0090	1558	NEIGHBORHOOD HOUSING SERVICES	COM	14G	LMH	178,759.87	100.0	178,759.87	129	94	72.9	0	129

U.S. Department of Housing and Urban Development
 Office of Community Planning and Development
 Integrated Disbursement and Information System
 CDBG Housing Activities
 SAN DIEGO, CA

1998	TOTALS: BUDGETED/UNDERW, COMPLETE	0.00	0.0	0.00	0	0	0.0	0	0
		504,332.77	100.0	504,332.77	722	535	74.0	0	722

		504,332.77	100.0	504,332.77	722	535	74.0	0	722

PGM YEAR	PROJ ID	IDIS ACT ID	ACTIVITY NAME	STATUS	MTX CD	NTL OBJ	Total		CDBG DRAWN AMOUN	OCCUPIE TOTAL	UNITS L/M	% L/M	CUMULATIVE OCCUPIED UNITS	
							EST. AMT	% CDBG					OWNER	RENTER
1997	0183	2084	SAN DIEGO HOUSING COMMISSION	COM	14A	LMH	584,858.29	100.0	584,858.29	299	218	72.9	0	299
1997	0183	2086	NEIGHBORHOOD HOUSING SERVICES	COM	14A	LMH	362,999.50	100.0	362,999.50	129	129	100.0	0	129
1997	0183	2087	LABORS COMMUNITY SERVICE	COM	14A	LMH	260,192.00	100.0	260,192.00	724	724	100.0	0	724
1997	0183	2088	LATINO BUILDERS	COM	14A	LMH	8,760.52	0.0	8,760.52	0	0	0.0	0	0
1997	0183	2089	STRONGLY ORIENTED FOR ACTION	COM	14A	LMH	25,600.00	100.0	25,600.00	8	6	75.0	0	8
1997	0183	2090	LUTHERN SOCIAL SERVICES - PROJECT CARE	COM	14A	LMH	41,219.23	100.0	41,219.23	169	163	96.4	0	169
1997	0183	2091	ALPHA PROJECT FOR THE HOMELESS	COM	14A	LMH	74,142.49	100.0	74,142.49	1	1	100.0	0	1
1997	0183	2095	BURN INSTITUTE-SENIOR SMOKE DETECTORS	COM	14A	LMH	10,489.00	0.0	10,489.00	0	0	0.0	0	0
1997	0183	2096	CHRISTMAS IN APRIL	COM	14A	LMH	36,000.00	100.0	36,000.00	25	12	48.0	0	25
1997	0183	2097	LABOR'S COMMUNITY SERVICE II	COM	14A	LMH	280,385.00	100.0	280,385.00	460	336	73.0	0	460
1997	0183	2098	LATINO BUILDERS II	COM	14A	LMH	94,977.48	100.0	94,977.48	8	6	75.0	0	8
1997	0183	2099	CARING NEIGHBORS PROJECT	COM	14A	LMH	58,680.57	100.0	58,680.57	233	170	73.0	0	233
1997	0183	2100	S.D. HOUSING COMMISSION	COM	14A	LMH	2,082,064.79	100.0	2,082,064.79	1	1	100.0	1	0

1997	TOTALS: BUDGETED/UNDERW, COMPLETE	0.00	0.0	0.00	0	0	0.0	0	0
		3,920,368.87	100.0	3,920,368.87	2,057	1,766	85.8	1	2,056

		3,920,368.87	100.0	3,920,368.87	2,057	1,766	85.8	1	2,056

PGM YEAR	PROJ ID	IDIS ACT ID	ACTIVITY NAME	STATUS	MTX CD	NTL OBJ	Total		CDBG DRAWN AMOUN	OCCUPIE TOTAL	UNITS L/M	% L/M	CUMULATIVE OCCUPIED UNITS	
							EST. AMT	% CDBG					OWNER	RENTER
1995	0112	1661	HOMEWORKS	OPEN	14A			0.0	0.00	0	0	0.0	0	0

U.S. Department of Housing and Urban Development
 Office of Community Planning and Development
 Integrated Disbursement and Information System
 CDBG Housing Activities
 SAN DIEGO, CA

1995	TOTALS: BUDGETED/UNDERW,	0.00	0.0	0.00	0	0	0.0	0	0
	COMPLETE	0.00	0.0	0.00	0	0	0.0	0	0

		0.00	0.0	0.00	0	0	0.0	0	0

PGM YEAR	PROJ ID	IDIS ACT ID	ACTIVITY NAME	MTX STATUS	NTL CD	OBJ	Total EST. AMT	% CDBG DRAWN	CDBG AMOUNT	OCCUPIED TOTAL	UNITS L/M	% L/M	CUMULATIVE OCCUPIED UNITS	
													OWNER	RENTER
1994	0002	513	PUBLIC HOUSING - EL CAMINO REAL	COM	14C	LMH	0.00	0.0	0.00	0	0	0.0	0	0
1994	0002	514	PUBLIC HOUSING - DISTRICT ONE	COM	14C	LMH	0.00	0.0	0.00	0	0	0.0	0	0
1994	0002	521	MERCADO RESIDENTIAL	COM	14B	LMH	0.00	0.0	0.00	0	0	0.0	0	0
1994	0002	574	RESIDENTIAL REHAB - SDHC	COM	14A	LMH	0.00	0.0	0.00	0	0	0.0	0	0
1994	0002	579	LABOR'S COMMUNITY SERVICE	COM	14A	LMC	0.00		0.00	740	740	100.0	0	724
1994			TOTALS: BUDGETED/UNDERW,				0.00	0.0	0.00	0	0	0.0	0	0
			COMPLETE				0.00	0.0	0.00	740	740	100.0	0	724

							0.00	0.0	0.00	740	740	100.0	0	724

[This page is intentionally left blank.]

Select all Activities with action during the year:

Project Title	Project Number	Plan Year	Grantee Project ID
ESG11-Homeless Emergency Winter Shelter Program	16	2010	0016

Summary of Associated Activities:

Activity type	Activity Number	Activity Name	Committed	Drawn	Balance	Initial Funding Date	Status	Completion Date
Homeless Assistance	5868	ESG11-City Econ Dev-Homeless Emerg Shelter-HA	281,000.97	281,000.97	0.00	08-04-2010	Completed	06-30-2011
Total			281,000.97	281,000.97	0.00			

Select all Activities with action during the year:

Project Title	Project Number	Plan Year	Grantee Project ID
ESG11-Cortez Hill Family Shelter	17	2010	0017

Summary of Associated Activities:

Activity type	Activity Number	Activity Name	Committed	Drawn	Balance	Initial Funding Date	Status	Completion Date
Homeless Assistance	5869	ESG11-City Econ Dev-Cortez Hill Family Ctr-HP	361,554.79	361,554.79	0.00	08-04-2010	Completed	06-30-2011
Total			361,554.79	361,554.79	0.00			

Select all Activities with action during the year:

Project Title	Project Number	Plan Year	Grantee Project ID
ESG11-Homeless Emergency Winter Shelter Program	16	2010	0016
Activity Number: 5868			Activity Name: ESG11-City Econ Dev-Homeless Emerg Shelter-HA
ESG Activity type: Homeless Assistance			Grantee Activity ID: AC1000062-11

Activity Overview: Accomplishment Narrative:

ESG Amount Funded: 281,000.97
 ESG Amount Drawn to date: 281,000.97
 Initial Funding Date: 08-04-2010
 Status: Completed
 Completion date: 06-30-2011
 Organization carrying out the activity:
 Is organization community based: no
 Performance Objective: Create suitable living environments
 Performance Outcome: Availability/accessibility

Services Provided:
 Emergency Shelter Facilities

Beneficiary Information:

White:	0	0
Black/African American:	0	0
Asian:	0	0
American Indian/Alaskan Native:	0	0
Native Hawaiian/Other Pacific Islander:	0	0
American Indian/Alaskan Native & White:	0	0
Asian & White:	0	0
Black/African American & White:	0	0
Amer. Indian/Alaskan Native & Black/African Amer.	0	0
Other multi-racial:	0	0
Asian/Pacific Islander:	0	0
Hispanic:	0	0
Total:	0	0

Select all Activities with action during the year:

IDIS Activity ID: 5868 Continued...

Persons Served with Financial Assistance:

Annual Number of Adults Served: 0
 Annual Number of Children Served: 0

Persons Served with Non-Financial Assistance:

Annual Number of Adults and Children Served: 0

Number Served with Financial Assistance by Housing Type:

Barracks: 0
 Group/Large House: 0
 Scattered Site Apartment: 0
 Single Family Detached House: 0
 Single Room Occupancy: 0
 Mobile Home/Trailer: 0
 Hotel/Motel: 0
 Other: 0
 Total: 0

Subpopulation Served:

Chronically Homeless: 0
 Severely Mentally Ill: 0
 Chronic Substance Abuse: 0
 Other Disability: 0
 Veterans: 0
 Persons with HIV/AIDS: 0
 Victims of Domestic Violence: 0
 Elderly: 0

Financial Summary Data:

Conversion: 0
 Major Rehabilitation: 0
 Renovation: 0
 Operations: 0
 Essential Services: 0
 Total: 0

Other Funds:

Other HUD Funds: 0
 Other Federal Funds: 0
 State Government: 0
 Local Government: 0
 Private Funds: 0
 Other: 0
 Fee: 0
 Total: 0

Select all Activities with action during the year:

Project Title	Project Number	Plan Year	Grantee Project ID
ESG11-Cortez Hill Family Shelter	17	2010	0017
Activity Number: 5869			Activity Name: ESG11-City Econ Dev-Cortez Hill Family Ctr-HP
ESG Activity type: Homeless Assistance			Grantee Activity ID: AD1000062-11

Activity Overview: Accomplishment Narrative:

ESG Amount Funded: 361,554.79
 ESG Amount Drawn to date: 361,554.79
 Initial Funding Date: 08-04-2010
 Status: Completed
 Completion date: 06-30-2011
 Organization carrying out the activity:
 Is organization community based: no
 Performance Objective: Provide decent affordable housing
 Performance Outcome: Availability/accessibility

Services Provided:
 Transitional Shelter

Beneficiary Information:

White:	0	0
Black/African American:	0	0
Asian:	0	0
American Indian/Alaskan Native:	0	0
Native Hawaiian/Other Pacific Islander:	0	0
American Indian/Alaskan Native & White:	0	0
Asian & White:	0	0
Black/African American & White:	0	0
Amer. Indian/Alaskan Native & Black/African Amer.	0	0
Other multi-racial:	0	0
Asian/Pacific Islander:	0	0
Hispanic:	0	0
Total:	0	0

Select all Activities with action during the year:

IDIS Activity ID: 5869 Continued...

Persons Served with Financial Assistance:

Annual Number of Adults Served: 0
 Annual Number of Children Served: 0

Persons Served with Non-Financial Assistance:

Annual Number of Adults and Children Served: 0

Number Served with Financial Assistance by Housing Type:

Barracks: 0
 Group/Large House: 0
 Scattered Site Apartment: 0
 Single Family Detached House: 0
 Single Room Occupancy: 0
 Mobile Home/Trailer: 0
 Hotel/Motel: 0
 Other: 0
 Total: 0

Subpopulation Served:

Chronically Homeless: 0
 Severely Mentally Ill: 0
 Chronic Substance Abuse: 0
 Other Disability: 0
 Veterans: 0
 Persons with HIV/AIDS: 0
 Victims of Domestic Violence: 0
 Elderly: 0

Financial Summary Data:

Conversion: 0
 Major Rehabilitation: 0
 Renovation: 0
 Operations: 0
 Essential Services: 0
 Total: 0

Other Funds:

Other HUD Funds: 0
 Other Federal Funds: 0
 State Government: 0
 Local Government: 0
 Private Funds: 0
 Other: 0
 Fee: 0
 Total: 0

Select all Activities with action during the year:

ESG Activity type: Homeless Assistance Plan Year: 2010

Activity Overview:

ESG Amount Funded: 642,555.76

ESG Amount Drawn to date: 642,555.76

Beneficiary Information:

White:	0	0
Black/African American:	0	0
Asian:	0	0
American Indian/Alaskan Native:	0	0
Native Hawaiian/Other Pacific Islander:	0	0
American Indian/Alaskan Native & White:	0	0
Asian & White:	0	0
Black/African American & White:	0	0
Amer. Indian/Alaskan Native & Black/African Amer.	0	0
Other multi-racial:	0	0
Asian/Pacific Islander:	0	0
Hispanic:	0	0
Total:	0	0

Subpopulation Served:

Chronically Homeless:	0
Severely Mentally Ill:	0
Chronic Substance Abuse:	0
Other Disability:	0
Veterans:	0
Persons with HIV/AIDS:	0
Victims of Domestic Violence:	0
Elderly:	0

Persons Served with Financial Assistance:

Annual Number of Adults Served:	0
Annual Number of Children Served:	0

Financial Summary Data:

Conversion:	0
Major Rehabilitation:	0
Renovation:	0
Operations:	0
Essential Services:	0
Total:	0

Persons Served with Non-Financial Assistance:

Annual Number of Adults and Children Served:	0
--	---

Number Served with Financial Assistance by Housing Type:

Barracks:	0
Group/Large House:	0
Scattered Site Apartment:	0
Single Family Detached House:	0
Single Room Occupancy:	0
Mobile Home/Trailer:	0
Hotel/Motel:	0
Other:	0
Total:	0

Other Funds

Other HUD Funds:	0
Other Federal Funds:	0
State Government:	0
Local Government:	0
Private Funds:	0
Other:	0

[This page is intentionally left blank.]



U.S. Department of Housing and Urban Development
 Office of Community Planning and Development
 Integrated Disbursement and Information System
 Status of HOME Activities - Entitlement
 SAN DIEGO, CA

DATE: 09-21-12
 TIME: 11:24
 PAGE: 1

IDIS - PR22

Tenure Type	Activity Type	IDIS Activity	Activity Address	Activity Status	Status Date	Total Home Units	Home Units	Initial Funding Date	Committed Amount	Drawn Amount	PCT
Homebuyer	NEW CONSTRUCTION	135	2801 Ridge View Dr , San Diego CA, 92105	Completed	05/20/94	1	1	04/11/94	\$5,000.00	\$5,000.00	100.00%
		3298	3562 Grove St , Lemon Grove CA, 91945	Completed	04/04/03	2	2	01/27/03	\$57,000.00	\$57,000.00	100.00%
		5284	4425 Tremont St , San Diego CA, 92102	Canceled	09/23/08	0	0	09/03/08	\$0.00	\$0.00	0.00%



U.S. Department of Housing and Urban Development
 Office of Community Planning and Development
 Integrated Disbursement and Information System
 Status of HOME Activities - Entitlement
 SAN DIEGO, CA

DATE: 09-21-12
 TIME: 11:24
 PAGE: 2

IDIS - PR22

Tenure Type	Activity Type	IDIS Activity	Activity Address	Activity Status	Status Date	Total Units	Home Units	Initial Funding Date	Committed Amount	Drawn Amount	PCT
Homebuyer	ACQUISITION ONLY	6	10627 Caminito Chueco , San Diego CA, 92126	Completed	08/31/93	1	1	05/13/93	\$22,600.00	\$22,600.00	100.00%
		7	3768 Brems St , San Diego CA, 92115	Completed	08/31/93	1	1	06/01/93	\$25,000.00	\$25,000.00	100.00%
		8	9380 Twin Trails Dr Unit 102 , San Diego CA, 92129	Completed	08/31/93	1	1	06/02/93	\$23,000.00	\$23,000.00	100.00%
		9	2309 BLUE HAVEN COURT , SAN DIEGO CA, 92154	Completed	08/31/93	1	1	06/11/93	\$18,700.00	\$18,700.00	100.00%
		10	225 Santa Rosalia Dr , San Diego CA, 92114	Completed	08/31/93	1	1	06/21/93	\$21,000.00	\$21,000.00	100.00%
		18	2686 Reo Dr , San Diego CA, 92139	Completed	08/31/93	1	1	07/20/93	\$25,000.00	\$25,000.00	100.00%
		19	3428 Rowe St , San Diego CA, 92115	Completed	09/23/93	1	1	07/21/93	\$22,600.00	\$22,600.00	100.00%
		20	6389 Twila Ln , San Diego CA, 92115	Completed	08/31/93	1	1	07/23/93	\$21,200.00	\$21,200.00	100.00%
		21	5358 Barstow St , San Diego CA, 92117	Completed	08/31/93	1	1	07/23/93	\$25,000.00	\$25,000.00	100.00%
		22	2901 Landscape Dr , San Diego CA, 92139	Completed	08/31/93	1	1	07/27/93	\$25,000.00	\$25,000.00	100.00%
		23	261 Shady Oak Rd , San Diego CA, 92114	Completed	08/31/93	1	1	07/28/93	\$25,000.00	\$25,000.00	100.00%
		24	3275 J St , San Diego CA, 92102	Completed	08/31/93	1	1	07/27/93	\$19,000.00	\$19,000.00	100.00%
		26	6762 LORCA DRIVE , SAN DIEGO CA, 92115	Completed	09/27/93	1	1	08/16/93	\$25,000.00	\$25,000.00	100.00%
		27	4855 Ocean View Blvd , San Diego CA, 92113	Completed	11/02/93	1	1	08/13/93	\$21,400.00	\$21,400.00	100.00%
		28	5960 Potomac St , San Diego CA, 92139	Completed	11/02/93	1	1	08/17/93	\$23,800.00	\$23,800.00	100.00%
		29	1124 Fresno St , San Diego CA, 92110	Completed	10/13/93	1	1	08/17/93	\$24,700.00	\$24,700.00	100.00%
		30	1573 Smythe Ave , San Ysidro CA, 92173	Completed	09/08/93	1	1	08/20/93	\$25,000.00	\$25,000.00	100.00%
		31	10868 Sabre Hill Dr Unit 267 , San Diego CA, 92128	Completed	09/08/93	1	1	08/20/93	\$21,400.00	\$21,400.00	100.00%
		32	3730 Marzo St , San Diego CA, 92154	Completed	09/08/93	1	1	08/23/93	\$23,400.00	\$23,400.00	100.00%
		33	2805 47th St , San Diego CA, 92105	Completed	09/08/93	1	1	08/26/93	\$5,000.00	\$5,000.00	100.00%
		34	47TH STREET , SAN DIEGO CA, 92105	Completed	09/08/93	1	1	08/26/93	\$5,000.00	\$5,000.00	100.00%
		35	3327 CHAMOUNE AVENUE , DAN DIEGO CA, 92015	Completed	09/08/93	1	1	08/26/93	\$5,000.00	\$5,000.00	100.00%
		37	1144 33RD STREET , SAN DIEGO CA, 92102	Completed	09/08/93	1	1	08/27/93	\$5,000.00	\$5,000.00	100.00%
		38	2452 44th St , San Diego CA, 92105	Completed	09/08/93	1	1	08/27/93	\$5,000.00	\$5,000.00	100.00%
		39	708 42nd St , San Diego CA, 92102	Completed	11/02/93	1	1	08/30/93	\$23,000.00	\$23,000.00	100.00%
		40	3643 45th St , San Diego CA, 92105	Completed	09/08/93	1	1	08/30/93	\$5,000.00	\$5,000.00	100.00%
		41	4217 47th St , San Diego CA, 92115	Completed	11/03/93	1	1	09/13/93	\$5,000.00	\$5,000.00	100.00%
		42	3028 44th St , San Diego CA, 92105	Completed	01/04/94	1	1	09/07/93	\$5,000.00	\$5,000.00	100.00%
		43	2339 Sumac Dr , San Diego CA, 92105	Completed	11/15/93	1	1	09/07/93	\$5,000.00	\$5,000.00	100.00%
		44	332 Hoitt St , San Diego CA, 92102	Completed	11/02/93	1	1	09/07/93	\$5,000.00	\$5,000.00	100.00%
		45	3556 47th St , San Diego CA, 92105	Completed	01/04/94	1	1	09/07/93	\$5,000.00	\$5,000.00	100.00%
		46	3409 42nd St , San Diego CA, 92105	Completed	11/03/93	1	1	09/07/93	\$5,000.00	\$5,000.00	100.00%



U.S. Department of Housing and Urban Development
 Office of Community Planning and Development
 Integrated Disbursement and Information System
 Status of HOME Activities - Entitlement
 SAN DIEGO, CA

DATE: 09-21-12
 TIME: 11:24
 PAGE: 3

IDIS - PR22

Tenure Type	Activity Type	IDIS Activity	Activity Address	Activity Status	Status Date	Total Units	Home Units	Initial Funding Date	Committed Amount	Drawn Amount	PCT
Homebuyer ACQUISITION ONLY		47	4985 Manomet St , San Diego CA, 92113	Completed	11/30/93	1	1	09/07/93	\$5,000.00	\$5,000.00	100.00%
		48	4446 Keeler Ave , San Diego CA, 92113	Completed	11/10/93	1	1	09/09/93	\$5,000.00	\$5,000.00	100.00%
		49	2861 47th St , San Diego CA, 92105	Completed	11/10/93	1	1	09/08/93	\$5,000.00	\$5,000.00	100.00%
		50	4166 Pepper Dr , San Diego CA, 92105	Completed	11/23/93	1	1	09/10/93	\$5,000.00	\$5,000.00	100.00%
		51	3806 46th St , San Diego CA, 92105	Completed	11/02/93	1	1	09/10/93	\$5,000.00	\$5,000.00	100.00%
		52	5970 Brooklyn Ave , San Diego CA, 92114	Completed	11/02/93	1	1	09/10/93	\$5,000.00	\$5,000.00	100.00%
		53	2726 47th St , San Diego CA, 92105	Completed	06/08/99	1	1	09/10/93	\$5,000.00	\$5,000.00	100.00%
		54	2820 47th St , San Diego CA, 92105	Completed	11/02/93	1	1	09/10/93	\$5,000.00	\$5,000.00	100.00%
		55	3636 42nd St , San Diego CA, 92105	Completed	11/02/93	1	1	09/10/93	\$5,000.00	\$5,000.00	100.00%
		56	4142 Thorn St , San Diego CA, 92105	Completed	11/10/93	1	1	09/10/93	\$5,000.00	\$5,000.00	100.00%
		57	3510 Madison Ave , San Diego CA, 92116	Completed	11/10/93	1	1	09/10/93	\$5,000.00	\$5,000.00	100.00%
		58	3711 Meade Ave , San Diego CA, 92116	Completed	11/02/93	1	1	09/10/93	\$5,000.00	\$5,000.00	100.00%
		59	2832 47th St , San Diego CA, 92105	Completed	12/07/93	1	1	09/10/93	\$5,000.00	\$5,000.00	100.00%
		60	2853 47th St , San Diego CA, 92105	Completed	11/02/93	1	1	09/10/93	\$5,000.00	\$5,000.00	100.00%
		61	2860 47th St , San Diego CA, 92105	Completed	11/02/93	1	1	09/10/93	\$5,000.00	\$5,000.00	100.00%
		62	2869 47th St , San Diego CA, 92105	Completed	11/02/93	1	1	09/13/93	\$13,600.00	\$13,600.00	100.00%
		63	603 West St , San Diego CA, 92113	Completed	11/02/93	1	1	09/14/93	\$20,380.00	\$20,380.00	100.00%
		64	3162 G St , San Diego CA, 92102	Completed	11/02/93	1	1	09/16/93	\$5,000.00	\$5,000.00	100.00%
		67	3145 38th St , San Diego CA, 92105	Completed	12/08/93	1	1	09/20/93	\$18,000.00	\$18,000.00	100.00%
		68	4343 44th St Apt 1 , San Diego CA, 92115	Completed	12/07/93	1	1	10/06/93	\$5,000.00	\$5,000.00	100.00%
		71	6715 Brooklyn Ave , San Diego CA, 92114	Completed	11/23/93	1	1	10/19/93	\$20,160.00	\$20,160.00	100.00%
		72	2110 Monroe Ave , San Diego CA, 92116	Completed	11/15/93	1	1	10/19/93	\$19,600.00	\$19,600.00	100.00%
		73	3960 Broadway , San Diego CA, 92102	Completed	12/27/93	1	1	10/19/93	\$5,000.00	\$5,000.00	100.00%
		74	4176 35th St , San Diego CA, 92104	Completed	01/25/94	1	1	10/19/93	\$5,000.00	\$5,000.00	100.00%
		75	4105 Wightman St , San Diego CA, 92105	Completed	01/25/94	1	1	10/19/93	\$5,000.00	\$5,000.00	100.00%
		76	4034 Gamma St , San Diego CA, 92113	Completed	01/25/94	1	1	10/19/93	\$5,000.00	\$5,000.00	100.00%
		77	4227 46th St , San Diego CA, 92115	Completed	11/02/93	1	1	10/19/93	\$5,000.00	\$5,000.00	100.00%
		78	4856 Manomet St , San Diego CA, 92113	Completed	01/07/94	1	1	10/19/93	\$24,600.00	\$24,600.00	100.00%
		79	3327 K St , San Diego CA, 92102	Completed	01/07/94	1	1	10/19/93	\$5,000.00	\$5,000.00	100.00%
		80	3216 38th St , San Diego CA, 92105	Completed	12/14/93	1	1	10/19/93	\$5,000.00	\$5,000.00	100.00%
		81	3535 Monroe Ave Unit 15 , San Diego CA, 92116	Completed	12/03/93	1	1	10/19/93	\$13,100.00	\$13,100.00	100.00%
		82	3450 39th St Unit E , San Diego CA, 92105	Completed	12/29/93	1	1	10/19/93	\$5,000.00	\$5,000.00	100.00%
		83	3721 Boren St , San Diego CA, 92115	Completed	12/13/93	1	1	10/19/93	\$23,400.00	\$23,400.00	100.00%
		84	4465 Keeler Ave , San Diego CA, 92113	Completed	01/31/94	1	1	10/25/93	\$5,000.00	\$5,000.00	100.00%
		85	10549 Caminito Glenellen , San Diego CA, 92126	Completed	12/03/93	1	1	10/25/93	\$23,800.00	\$23,800.00	100.00%
		86	13330 Caminito Ciera Unit 18 , San Diego CA, 92129	Completed	01/07/94	1	1	10/25/93	\$14,480.00	\$14,480.00	100.00%
		87	3927 Gayle St , San Diego CA, 92115	Completed	12/03/93	1	1	11/02/93	\$23,400.00	\$23,400.00	100.00%



U.S. Department of Housing and Urban Development
 Office of Community Planning and Development
 Integrated Disbursement and Information System
 Status of HOME Activities - Entitlement
 SAN DIEGO, CA

DATE: 09-21-12
 TIME: 11:24
 PAGE: 4

IDIS - PR22

Tenure Type	Activity Type	IDIS Activity	Activity Address	Activity Status	Status Date	Total Units	Home Units	Initial Funding Date	Committed Amount	Drawn Amount	PCT
Homebuyer ACQUISITION ONLY		88	3440 39th St Unit D , San Diego CA, 92105	Completed	01/11/94	1	1	10/26/93	\$5,000.00	\$5,000.00	100.00%
		89	2674 Baily Ave , San Diego CA, 92105	Completed	12/23/93	1	1	11/01/93	\$21,000.00	\$21,000.00	100.00%
		90	2254 52nd St , San Diego CA, 92105	Completed	12/03/93	1	1	11/04/93	\$19,980.00	\$19,980.00	100.00%
		91	3076 K St , San Diego CA, 92102	Completed	01/18/94	1	1	11/04/93	\$5,000.00	\$5,000.00	100.00%
		92	806 Hollister St , San Diego CA, 92154	Completed	12/16/93	1	1	11/08/93	\$23,180.00	\$23,180.00	100.00%
		93	3649 Florence St , San Diego CA, 92113	Completed	02/16/94	1	1	11/08/93	\$16,400.00	\$16,400.00	100.00%
		94	3716 Euclid Ave , San Diego CA, 92105	Completed	01/18/94	1	1	11/08/93	\$5,000.00	\$5,000.00	100.00%
		95	853 Merlin Dr , San Diego CA, 92114	Completed	01/13/94	1	1	11/10/93	\$22,980.00	\$22,980.00	100.00%
		96	4240 Menlo Ave Unit 24 , San Diego CA, 92115	Completed	02/16/94	1	1	11/10/93	\$5,000.00	\$5,000.00	100.00%
		99	3736 44TH STREET , SAN DIEGO CA, 92105	Completed	02/16/94	1	1	11/22/93	\$5,000.00	\$5,000.00	100.00%
		100	13222 Salmon River Rd , San Diego CA, 92129	Completed	01/13/94	1	1	11/23/93	\$23,000.00	\$23,000.00	100.00%
		101	1639 Big Dipper Way , San Diego CA, 92173	Completed	01/25/94	1	1	11/23/93	\$25,000.00	\$25,000.00	100.00%
		102	3735 46th St , San Diego CA, 92105	Completed	01/27/94	1	1	11/29/93	\$5,000.00	\$5,000.00	100.00%
		103	3743 College Ave , San Diego CA, 92115	Completed	01/25/94	1	1	11/29/93	\$19,000.00	\$19,000.00	100.00%
		104	0 VILLAGE PINE WAY , SAN DIEGO CA, 91973	Completed	02/08/94	1	1	12/07/93	\$25,000.00	\$25,000.00	100.00%
		105	1623 Pentecost Way , San Diego CA, 92105	Completed	01/25/94	1	1	12/09/93	\$14,690.00	\$14,690.00	100.00%
		106	7938 Aqua Mansa Rd , San Diego CA, 92126	Completed	02/24/94	1	1	01/14/94	\$25,000.00	\$25,000.00	100.00%
		107	2758 47th St , San Diego CA, 92105	Completed	02/04/94	1	1	12/20/93	\$13,600.00	\$13,600.00	100.00%
		113	2754 Treat St , San Diego CA, 92102	Completed	02/24/94	1	1	01/13/94	\$5,000.00	\$5,000.00	100.00%
		114	4786 Dwight St , San Diego CA, 92105	Completed	02/08/94	1	1	01/25/94	\$5,000.00	\$5,000.00	100.00%
		118	3464 Orange Ave , San Diego CA, 92104	Completed	03/22/94	1	1	01/26/94	\$22,400.00	\$22,400.00	100.00%
		119	350 Woodman St , San Diego CA, 92114	Canceled	06/14/11	3	3	02/02/94	\$0.00	\$0.00	0.00%
		120	735 Jewell Dr , San Diego CA, 92113	Completed	04/28/94	1	1	02/15/94	\$5,000.00	\$5,000.00	100.00%
		123	9916 Scripps Westview Way , San Diego CA, 92131	Completed	03/22/94	1	1	02/22/94	\$16,800.00	\$16,800.00	100.00%
		124	2848 47th St , San Diego CA, 92105	Completed	04/05/94	1	1	02/22/94	\$5,000.00	\$5,000.00	100.00%
		125	4969 Carolina Pl , San Diego CA, 92102	Completed	03/18/94	1	1	02/23/94	\$21,650.00	\$21,650.00	100.00%
		126	842 Sawtelle Ave , San Diego CA, 92114	Completed	03/18/94	1	1	02/28/94	\$5,000.00	\$5,000.00	100.00%
		127	630 68th St , San Diego CA, 92114	Completed	05/24/94	1	1	03/07/94	\$22,000.00	\$22,000.00	100.00%
	129	2820 Lincoln Ave , San Diego CA, 92104	Completed	06/08/94	1	1	03/15/94	\$5,000.00	\$5,000.00	100.00%	
	130	18411 49TH STREET , SAN DIEGO CA, 92102	Completed	06/14/94	1	1	03/25/94	\$21,000.00	\$21,000.00	100.00%	
	134	2654 Baily Ave , San Diego CA, 92105	Completed	06/14/94	1	1	03/29/94	\$5,000.00	\$5,000.00	100.00%	
	143	4358 Bancroft St , San Diego CA, 92104	Completed	10/06/94	1	1	08/09/94	\$20,980.00	\$20,980.00	100.00%	
	144	4514 39th St , San Diego CA, 92116	Completed	10/11/94	1	1	08/08/94	\$20,400.00	\$20,400.00	100.00%	



U.S. Department of Housing and Urban Development
 Office of Community Planning and Development
 Integrated Disbursement and Information System
 Status of HOME Activities - Entitlement
 SAN DIEGO, CA

DATE: 09-21-12
 TIME: 11:24
 PAGE: 5

IDIS - PR22

Tenure Type	Activity Type	IDIS Activity	Activity Address	Activity Status	Status Date	Total Units	Home Units	Initial Funding Date	Committed Amount	Drawn Amount	PCT
Homebuyer	ACQUISITION ONLY	145	7631 Windsong Rd , San Diego CA, 92126	Completed	09/08/94	1	1	08/08/94	\$25,000.00	\$25,000.00	100.00%
		146	4119 32nd St , San Diego CA, 92104	Completed	10/11/94	1	1	08/10/94	\$18,500.00	\$18,500.00	100.00%
		147	4109 Epsilon St , San Diego CA, 92113	Completed	10/11/94	1	1	08/10/94	\$17,980.00	\$17,980.00	100.00%
		148	2662 Worden St Unit 28 , San Diego CA, 92110	Completed	09/08/94	1	1	08/10/94	\$14,580.00	\$14,580.00	100.00%
		150	3627 Orange Ave , San Diego CA, 92104	Completed	06/08/99	1	1	08/15/94	\$15,700.00	\$15,700.00	100.00%
		151	5220 Chollas Pkwy , San Diego CA, 92105	Completed	10/11/94	1	1	08/19/94	\$18,900.00	\$18,900.00	100.00%
		152	670 66th St , San Diego CA, 92114	Completed	10/11/94	1	1	08/23/94	\$24,700.00	\$24,700.00	100.00%
		153	6885 Panamint Row Unit 3 , San Diego CA, 92139	Completed	10/06/94	1	1	08/22/94	\$20,500.00	\$20,500.00	100.00%
		154	370 Thrush St , San Diego CA, 92114	Completed	10/11/94	1	1	08/22/94	\$17,000.00	\$17,000.00	100.00%
		155	8685 Ferndale St , San Diego CA, 92126	Completed	09/08/94	1	1	08/22/94	\$25,000.00	\$25,000.00	100.00%
		156	707 Norstad St , San Diego CA, 92154	Completed	10/06/94	1	1	08/22/94	\$24,870.00	\$24,870.00	100.00%
		157	1116 57th St , San Diego CA, 92114	Completed	10/11/94	1	1	08/26/94	\$21,000.00	\$21,000.00	100.00%
		158	5736 Winchester St , San Diego CA, 92139	Completed	10/11/94	1	1	08/26/94	\$25,000.00	\$25,000.00	100.00%
		159	3918 Newton Ave , San Diego CA, 92113	Completed	10/11/94	1	1	08/26/94	\$20,000.00	\$20,000.00	100.00%
		160	5559 Redwood St , San Diego CA, 92105	Completed	10/11/94	1	1	08/26/94	\$22,000.00	\$22,000.00	100.00%
		161	7658 Skyline Dr , San Diego CA, 92114	Completed	10/11/94	1	1	08/26/94	\$21,800.00	\$21,800.00	100.00%
		162	3839 Loma Alta Dr , San Diego CA, 92115	Completed	10/11/94	1	1	08/29/94	\$25,000.00	\$25,000.00	100.00%
		163	6373 IMAR STREET , SAN DIEGO CA, 92111	Completed	10/11/94	1	1	08/31/94	\$22,600.00	\$22,600.00	100.00%
		164	3464 Myrtle Ave , San Diego CA, 92104	Completed	10/11/94	1	1	08/31/94	\$21,000.00	\$21,000.00	100.00%
		165	3301 Spa St , San Diego CA, 92105	Completed	10/11/94	1	1	09/08/94	\$23,400.00	\$23,400.00	100.00%
		166	645 Rytko St , San Diego CA, 92114	Completed	10/06/94	1	1	09/08/94	\$18,300.00	\$18,300.00	100.00%
		167	1759 Hollister St , San Diego CA, 92154	Completed	10/11/94	1	1	09/08/94	\$19,100.00	\$19,100.00	100.00%
		168	2253 Famosa Blvd Apt A , San Diego CA, 92107	Completed	08/21/95	1	1	09/08/94	\$20,500.00	\$20,500.00	100.00%
		169	3823 Demus St , San Diego CA, 92115	Completed	10/11/94	1	1	09/08/94	\$21,540.00	\$21,540.00	100.00%
		170	2045 Burton St Apt 54 , San Diego CA, 92111	Completed	10/11/94	1	1	09/16/94	\$16,460.00	\$16,460.00	100.00%
		171	7840 Golfcrest Dr , San Diego CA, 92119	Completed	10/11/94	1	1	09/16/94	\$15,200.00	\$15,200.00	100.00%
		172	711 Cardiff St , San Diego CA, 92114	Completed	10/11/94	1	1	09/16/94	\$5,000.00	\$5,000.00	100.00%
		173	13090 Wimberly Sq Unit 55 , San Diego CA, 92128	Completed	10/25/94	1	1	09/30/94	\$20,000.00	\$20,000.00	100.00%
		174	3616 Gatty St , San Diego CA, 92154	Completed	12/07/94	1	1	09/30/94	\$25,000.00	\$25,000.00	100.00%
175	3886 Hemlock St , San Diego CA, 92113	Completed	12/28/94	1	1	09/30/94	\$16,700.00	\$16,700.00	100.00%		
176	3125 Winlow St , San Diego CA, 92105	Completed	01/12/95	1	1	09/30/94	\$18,400.00	\$18,400.00	100.00%		
177	7620 Stalmer St Unit 101 , San Diego CA, 92111	Completed	12/07/94	1	1	09/30/94	\$22,900.00	\$22,900.00	100.00%		
178	663 S 42nd St , San Diego CA, 92113	Completed	12/28/94	1	1	09/30/94	\$16,800.00	\$16,800.00	100.00%		
179	5273 Rex Ave , San Diego CA, 92105	Completed	12/07/94	1	1	09/30/94	\$17,200.00	\$17,200.00	100.00%		



U.S. Department of Housing and Urban Development
 Office of Community Planning and Development
 Integrated Disbursement and Information System
 Status of HOME Activities - Entitlement
 SAN DIEGO, CA

DATE: 09-21-12
 TIME: 11:24
 PAGE: 6

IDIS - PR22

Tenure Type	Activity Type	IDIS Activity	Activity Address	Activity Status	Status Date	Total Units	Home Units	Initial Funding Date	Committed Amount	Drawn Amount	PCT
Homebuyer	ACQUISITION ONLY	180	9777 Caminito Bolsa , San Diego CA, 92129	Completed	11/02/94	1	1	10/11/94	\$16,260.00	\$16,260.00	100.00%
		181	4566 Craigie St , San Diego CA, 92102	Completed	12/28/94	1	1	10/13/94	\$14,500.00	\$14,500.00	100.00%
		199	5150 Caminito Cachorro , San Diego CA, 92105	Completed	12/27/95	1	1	10/16/95	\$22,700.00	\$22,700.00	100.00%
		200	5933 Lauder St , San Diego CA, 92139	Completed	12/18/95	1	1	10/25/95	\$21,400.00	\$21,400.00	100.00%
		201	3081 Greely Ave , San Diego CA, 92113	Completed	12/21/95	1	1	10/25/95	\$21,000.00	\$21,000.00	100.00%
		202	3244 46th St , San Diego CA, 92105	Completed	12/27/95	1	1	10/26/95	\$17,980.00	\$17,980.00	100.00%
		203	150 West St , San Diego CA, 92113	Completed	12/27/95	1	1	10/26/95	\$20,780.00	\$20,780.00	100.00%
		204	3420 Herman Ave , San Diego CA, 92104	Completed	01/15/96	1	1	10/26/95	\$24,700.00	\$24,700.00	100.00%
		205	2525 J St , San Diego CA, 92102	Completed	12/18/95	1	1	10/26/95	\$17,000.00	\$17,000.00	100.00%
		206	601 S Gregory St , San Diego CA, 92113	Completed	08/28/96	1	1	11/06/95	\$16,000.00	\$16,000.00	100.00%
		207	1709 Brookline St , San Diego CA, 92102	Completed	08/28/96	1	1	11/06/95	\$19,800.00	\$19,800.00	100.00%
		208	6839 Brooklyn Ave , San Diego CA, 92114	Completed	12/28/95	1	1	11/13/95	\$24,000.00	\$24,000.00	100.00%
		209	1636 48th St , San Diego CA, 92102	Completed	12/21/95	1	1	11/21/95	\$19,800.00	\$19,800.00	100.00%
		210	2218 Haniman Dr , San Diego CA, 92105	Completed	02/02/96	1	1	11/29/95	\$24,000.00	\$24,000.00	100.00%
		211	5851 Skyline Dr , San Diego CA, 92114	Completed	12/29/95	1	1	12/05/95	\$19,000.00	\$19,000.00	100.00%
		213	3855 Mount Ainsworth Ave , San Diego CA, 92111	Completed	01/23/96	1	1	12/11/95	\$25,000.00	\$25,000.00	100.00%
		214	1269 Kostner Dr , San Diego CA, 92154	Completed	02/01/96	1	1	12/11/95	\$25,000.00	\$25,000.00	100.00%
		216	5581 Waring Rd , San Diego CA, 92120	Completed	05/20/96	1	1	02/05/96	\$21,000.00	\$21,000.00	100.00%
		217	2167 54th St , San Diego CA, 92105	Completed	08/30/96	1	1	02/07/96	\$21,000.00	\$21,000.00	100.00%
		218	1230 S 49th St , San Diego CA, 92113	Completed	05/20/96	1	1	02/13/96	\$17,400.00	\$17,400.00	100.00%
		219	2412 54th St , San Diego CA, 92105	Completed	05/20/96	1	1	02/21/96	\$21,180.00	\$21,180.00	100.00%
		223	3269 DARE STREET , SAN DIEGO CA, 92102	Completed	07/09/96	1	1	04/03/96	\$16,000.00	\$16,000.00	100.00%
		224	5350 Orange Ave , San Diego CA, 92115	Completed	05/14/99	1	1	04/05/96	\$20,400.00	\$20,400.00	100.00%
		225	6696 University Ave , San Diego CA, 92115	Completed	05/20/96	1	1	04/11/96	\$7,980.00	\$7,980.00	100.00%
		226	3567 Central Ave , San Diego CA, 92105	Completed	06/19/96	1	1	04/11/96	\$15,100.00	\$15,100.00	100.00%
		228	3521 Landis St , San Diego CA, 92104	Completed	07/16/96	1	1	05/22/96	\$15,600.00	\$15,600.00	100.00%
		247	3711 Dwight St , San Diego CA, 92105	Completed	07/31/96	1	1	06/10/96	\$20,600.00	\$20,600.00	100.00%
		248	519 Elizabeth St , San Diego CA, 92113	Completed	08/25/99	1	1	06/18/96	\$17,980.00	\$17,980.00	100.00%
		269	7505 Salizar St , San Diego CA, 92111	Completed	02/21/97	1	1	11/05/96	\$25,000.00	\$25,000.00	100.00%
		270	2189 Dusk Dr , San Diego CA, 92139	Completed	02/19/97	1	1	11/15/96	\$24,000.00	\$24,000.00	100.00%
		271	2766 K St , San Diego CA, 92102	Completed	03/03/97	1	1	11/15/96	\$14,980.00	\$14,980.00	100.00%
		272	6831 Caminito Mundo Unit 31 , San Diego CA, 92119	Completed	03/03/97	1	1	11/19/96	\$25,000.00	\$25,000.00	100.00%
		273	919 Elwood St , San Diego CA, 92114	Completed	03/03/97	1	1	11/19/96	\$22,140.00	\$22,140.00	100.00%
		275	2868 Rhoades Rd , San Diego CA, 92139	Completed	02/05/97	1	1	11/25/96	\$25,000.00	\$25,000.00	100.00%
		276	2824 Rockne St , San Diego CA, 92139	Completed	02/05/97	1	1	12/04/96	\$25,000.00	\$25,000.00	100.00%
		277	3863 Palm Ave , San Diego CA, 92154	Completed	02/05/97	1	1	12/04/96	\$25,000.00	\$25,000.00	100.00%



U.S. Department of Housing and Urban Development
 Office of Community Planning and Development
 Integrated Disbursement and Information System
 Status of HOME Activities - Entitlement
 SAN DIEGO, CA

DATE: 09-21-12
 TIME: 11:24
 PAGE: 7

IDIS - PR22

Tenure Type	Activity Type	IDIS Activity	Activity Address	Activity Status	Status Date	Total Units	Home Units	Initial Funding Date	Committed Amount	Drawn Amount	PCT
Homebuyer	ACQUISITION ONLY	278	302 Coralwood Dr , San Diego CA, 92114	Completed	05/14/99	1	1	12/05/96	\$22,000.00	\$22,000.00	100.00%
		279	5018 La Paz Dr , San Diego CA, 92113	Completed	04/03/97	1	1	12/09/96	\$18,000.00	\$18,000.00	100.00%
		280	7358 TOOMA STERET #223 , SAN DIEGO CA, 92139	Completed	03/24/97	1	1	12/10/96	\$16,800.00	\$16,800.00	100.00%
		300	1402 Coronado Ave , San Diego CA, 92154	Completed	02/05/97	1	1	12/12/96	\$23,600.00	\$23,600.00	100.00%
		301	2844 Sewell Ave , San Diego CA, 92154	Completed	03/03/97	1	1	12/12/96	\$25,000.00	\$25,000.00	100.00%
		302	4139 Wightman St , San Diego CA, 92105	Completed	02/20/97	1	1	12/20/96	\$18,950.00	\$18,950.00	100.00%
		303	6127 Schuyler St , San Diego CA, 92139	Canceled	12/20/96	0	1	12/20/96	\$0.00	\$0.00	0.00%
		304	544 Sunnyside Ave , San Diego CA, 92114	Completed	03/03/97	1	1	12/20/96	\$22,000.00	\$22,000.00	100.00%
		305	141 Lausanne Dr , San Diego CA, 92114	Completed	02/10/97	1	1	12/20/96	\$23,380.00	\$23,380.00	100.00%
		306	5710 Roanoke St , San Diego CA, 92139	Completed	12/15/97	1	1	12/20/96	\$22,400.00	\$22,400.00	100.00%
		309	3521 Orange Ave , San Diego CA, 92104	Completed	12/15/97	1	1	01/15/97	\$18,100.00	\$18,100.00	100.00%
		310	4890 Magnus Way , San Diego CA, 92113	Completed	12/15/97	1	1	01/15/97	\$19,800.00	\$19,800.00	100.00%
		311	135 Taro Ct , San Diego CA, 92114	Completed	03/03/97	1	1	01/21/97	\$21,400.00	\$21,400.00	100.00%
		312	5758 Roanoke St , San Diego CA, 92139	Completed	05/08/97	1	1	01/21/97	\$23,900.00	\$23,900.00	100.00%
		313	4068 Byrd St , San Diego CA, 92154	Completed	02/19/97	1	1	01/18/97	\$25,000.00	\$25,000.00	100.00%
		314	2044 54th St , San Diego CA, 92105	Completed	03/03/97	1	1	01/21/97	\$16,800.00	\$16,800.00	100.00%
		315	3558 37th St , San Diego CA, 92105	Completed	03/03/97	1	1	01/21/97	\$19,700.00	\$19,700.00	100.00%
		316	3671 Logan Ave , San Diego CA, 92113	Completed	05/22/97	1	1	01/24/97	\$19,400.00	\$19,400.00	100.00%
		317	4214 Home Ave , San Diego CA, 92105	Completed	05/22/97	1	1	01/28/97	\$23,200.00	\$23,200.00	100.00%
		318	311 S 46th St , San Diego CA, 92113	Completed	05/08/97	1	1	02/03/97	\$15,400.00	\$15,400.00	100.00%
		319	1865 Deep Haven Ln , San Diego CA, 92154	Completed	05/22/97	1	1	02/03/97	\$25,000.00	\$25,000.00	100.00%
		320	5459 San Mateo Dr , San Diego CA, 92114	Completed	05/22/97	1	1	02/03/97	\$22,500.00	\$22,500.00	100.00%
		321	6872 Bear River Row Unit 2 , San Diego CA, 92139	Completed	05/22/97	1	1	02/03/97	\$14,000.00	\$14,000.00	100.00%
		322	2644 E St , San Diego CA, 92102	Completed	05/13/97	1	1	02/03/97	\$15,000.00	\$15,000.00	100.00%
		323	3448 Robin St , San Diego CA, 92115	Completed	05/08/97	1	1	02/05/97	\$24,000.00	\$24,000.00	100.00%
		324	6409 Thorn St , San Diego CA, 92115	Completed	12/15/97	1	1	02/05/97	\$23,500.00	\$23,500.00	100.00%
		325	3902 Wightman St , San Diego CA, 92105	Completed	05/13/97	1	1	02/05/97	\$14,800.00	\$14,800.00	100.00%
		326	2690 Broadway , San Diego CA, 92102	Completed	05/08/97	1	1	02/11/97	\$14,400.00	\$14,400.00	100.00%
		327	3663 Boundary St , San Diego CA, 92104	Completed	05/21/97	1	1	02/18/97	\$24,990.00	\$24,990.00	100.00%
		328	5967 Roanoke St , San Diego CA, 92139	Completed	05/22/97	1	1	02/18/97	\$22,400.00	\$22,400.00	100.00%
		329	397 61st St , San Diego CA, 92114	Completed	05/21/97	1	1	02/18/97	\$20,400.00	\$20,400.00	100.00%
		330	6375 Streamview Dr , San Diego CA, 92115	Completed	08/07/97	1	1	02/18/97	\$20,780.00	\$20,780.00	100.00%
		331	3262 Belle Isle Dr , San Diego CA, 92105	Completed	05/21/97	1	1	02/24/97	\$18,800.00	\$18,800.00	100.00%
		332	2327 Meade Ave , San Diego CA, 92116	Completed	05/08/97	1	1	02/24/97	\$16,980.00	\$16,980.00	100.00%
		333	3076 Mount Miguel Dr , San Diego CA, 92139	Completed	05/22/97	1	1	02/24/97	\$25,000.00	\$25,000.00	100.00%
		334	1851 Tamarand Way , San Diego CA, 92154	Completed	05/21/97	1	1	02/24/97	\$25,000.00	\$25,000.00	100.00%



U.S. Department of Housing and Urban Development
 Office of Community Planning and Development
 Integrated Disbursement and Information System
 Status of HOME Activities - Entitlement
 SAN DIEGO, CA

DATE: 09-21-12
 TIME: 11:24
 PAGE: 8

IDIS - PR22

Tenure Type	Activity Type	IDIS Activity	Activity Address	Activity Status	Status Date	Total Units	Home Units	Initial Funding Date	Committed Amount	Drawn Amount	PCT
Homebuyer	ACQUISITION ONLY	335	2224 39th St , San Diego CA, 92105	Completed	05/21/97	1	1	02/26/97	\$20,000.00	\$20,000.00	100.00%
		336	3726 Dwight St , San Diego CA, 92105	Completed	05/08/97	1	1	02/26/97	\$21,580.00	\$21,580.00	100.00%
		337	823 Banneker Dr , San Diego CA, 92114	Completed	05/21/97	1	1	02/26/97	\$24,400.00	\$24,400.00	100.00%
		338	8444 Flanders Dr , San Diego CA, 92126	Completed	08/07/97	1	1	02/26/97	\$21,000.00	\$21,000.00	100.00%
		339	5212 San Bernardo Ter , San Diego CA, 92114	Completed	05/22/97	1	1	02/26/97	\$20,000.00	\$20,000.00	100.00%
		340	4769 Beech St , San Diego CA, 92102	Completed	05/21/97	1	1	02/27/97	\$18,000.00	\$18,000.00	100.00%
		341	124 Timely Ter , San Diego CA, 92114	Completed	08/19/97	1	1	02/27/97	\$21,100.00	\$21,100.00	100.00%
		342	5089 Caminito Cachorro , San Diego CA, 92105	Completed	05/23/97	1	1	02/28/97	\$21,000.00	\$21,000.00	100.00%
		343	4358 33rd St , San Diego CA, 92104	Completed	05/21/97	1	1	02/28/97	\$19,400.00	\$19,400.00	100.00%
		344	728 Ashmore Ln , San Diego CA, 92114	Completed	05/21/97	1	1	03/06/97	\$19,800.00	\$19,800.00	100.00%
		345	1260 Del Sol Way , San Diego CA, 92154	Completed	05/08/97	1	1	03/06/97	\$25,000.00	\$25,000.00	100.00%
		346	3519 Meade Ave , San Diego CA, 92116	Completed	05/21/97	1	1	03/06/97	\$14,000.00	\$14,000.00	100.00%
		347	6967 Tanglewood Rd , San Diego CA, 92111	Completed	05/08/97	1	1	03/07/97	\$25,000.00	\$25,000.00	100.00%
		348	1129 Beverly St , San Diego CA, 92114	Completed	05/13/97	1	1	03/13/97	\$18,500.00	\$18,500.00	100.00%
		349	4725 Magnus Way , San Diego CA, 92113	Completed	05/08/97	1	1	03/13/97	\$24,980.00	\$24,980.00	100.00%
		350	7763 Starling Dr , San Diego CA, 92123	Completed	05/13/97	1	1	03/14/97	\$18,000.00	\$18,000.00	100.00%
		351	4479 Mayberry St , San Diego CA, 92113	Completed	12/15/97	1	1	03/14/97	\$9,000.00	\$9,000.00	100.00%
		352	4465 Mayberry St , San Diego CA, 92113	Completed	05/08/97	1	1	03/18/97	\$9,100.00	\$9,100.00	100.00%
		353	2327 Hopkins St , San Diego CA, 92139	Completed	05/08/97	1	1	03/17/97	\$25,000.00	\$25,000.00	100.00%
		354	8555 Longwood St , San Diego CA, 92126	Completed	05/08/97	1	1	03/18/97	\$25,000.00	\$25,000.00	100.00%
		355	3843 Via Del Bardo , San Diego CA, 92173	Completed	05/20/97	1	1	03/18/97	\$24,000.00	\$24,000.00	100.00%
		356	2939 Webster Ave , San Diego CA, 92113	Completed	05/08/97	1	1	03/18/97	\$22,980.00	\$22,980.00	100.00%
		357	742 WILLOW STREET , SAN DIEGO CA, 92114	Completed	05/20/97	1	1	03/21/97	\$16,000.00	\$16,000.00	100.00%
		358	2215 Madreselva Way , San Diego CA, 92154	Completed	05/08/97	1	1	03/21/97	\$25,000.00	\$25,000.00	100.00%
		359	8112 Guatay St , San Diego CA, 92114	Completed	08/19/97	1	1	03/21/97	\$16,000.00	\$16,000.00	100.00%
		360	4334 41st St , San Diego CA, 92105	Completed	08/07/97	1	1	03/24/97	\$14,400.00	\$14,400.00	100.00%
		361	4206 Kimsue Way , San Diego CA, 92154	Completed	05/08/97	1	1	03/24/97	\$24,000.00	\$24,000.00	100.00%
		362	4919 Date St , San Diego CA, 92102	Completed	05/02/97	1	1	03/27/97	\$25,000.00	\$25,000.00	100.00%
		363	4121 Vivian St , San Diego CA, 92115	Completed	08/19/97	1	1	03/27/97	\$25,000.00	\$25,000.00	100.00%
		364	7709 Blackpool Rd , San Diego CA, 92114	Completed	05/20/97	1	1	03/28/97	\$23,300.00	\$23,300.00	100.00%
		365	1086 Darwin Pl , San Diego CA, 92154	Completed	05/08/97	1	1	04/01/97	\$25,000.00	\$25,000.00	100.00%
		366	1367 Otono St , San Diego CA, 92154	Completed	05/23/97	1	1	04/01/97	\$22,000.00	\$22,000.00	100.00%
		367	6153 Albemarle St , San Diego CA, 92139	Completed	05/08/97	1	1	04/03/97	\$22,000.00	\$22,000.00	100.00%
		368	1717 Rodear Rd , San Diego CA, 92154	Completed	05/23/97	1	1	04/10/97	\$25,000.00	\$25,000.00	100.00%
		369	4970 Loris St , San Diego CA, 92105	Completed	05/08/97	1	1	04/10/97	\$23,400.00	\$23,400.00	100.00%



U.S. Department of Housing and Urban Development
 Office of Community Planning and Development
 Integrated Disbursement and Information System
 Status of HOME Activities - Entitlement
 SAN DIEGO, CA

DATE: 09-21-12
 TIME: 11:24
 PAGE: 9

IDIS - PR22

Tenure Type	Activity Type	IDIS Activity	Activity Address	Activity Status	Status Date	Total Units	Home Units	Initial Funding Date	Committed Amount	Drawn Amount	PCT
Homebuyer	ACQUISITION ONLY	370	3942 Valeta St Unit 257 , San Diego CA, 92110	Completed	05/08/97	1	1	04/10/97	\$17,200.00	\$17,200.00	100.00%
		371	5464 Trinidad Way , San Diego CA, 92114	Completed	05/08/97	1	1	04/10/97	\$25,000.00	\$25,000.00	100.00%
		372	6121 Seascapes Dr , San Diego CA, 92139	Completed	05/02/97	1	1	04/10/97	\$24,600.00	\$24,600.00	100.00%
		373	5205 Wightman St , San Diego CA, 92105	Completed	05/12/97	1	1	04/15/97	\$19,800.00	\$19,800.00	100.00%
		374	8625 Summerdale Rd , San Diego CA, 92126	Completed	05/29/97	1	1	04/15/97	\$22,800.00	\$22,800.00	100.00%
		375	4096 35th St , San Diego CA, 92104	Completed	08/20/97	1	1	04/23/97	\$18,400.00	\$18,400.00	100.00%
		376	5130 Brockbank Pl , San Diego CA, 92115	Completed	05/08/97	1	1	04/25/97	\$25,000.00	\$25,000.00	100.00%
		377	3021 Menlo Ave , San Diego CA, 92105	Completed	05/29/97	1	1	04/25/97	\$19,000.00	\$19,000.00	100.00%
		378	4192 33rd St Unit 1 , San Diego CA, 92104	Completed	05/27/97	1	1	04/25/97	\$17,000.00	\$17,000.00	100.00%
		379	720 S 37th St , San Diego CA, 92113	Completed	12/15/97	1	1	04/25/97	\$15,000.00	\$15,000.00	100.00%
		380	550 BIERIO , SAN DIEGO CA, 92154	Completed	12/15/97	1	1	04/25/97	\$25,000.00	\$25,000.00	100.00%
		381	6784 Wunderlin Ave , San Diego CA, 92114	Completed	12/15/97	1	1	04/30/97	\$21,180.00	\$21,180.00	100.00%
		382	4475 Orange Ave , San Diego CA, 92115	Completed	12/15/97	1	1	05/06/97	\$13,600.00	\$13,600.00	100.00%
		383	2943 K St , San Diego CA, 92102	Completed	12/12/97	1	1	05/19/97	\$17,400.00	\$17,400.00	100.00%
		384	4804 Baylor Dr , San Diego CA, 92115	Completed	09/21/98	1	1	05/19/97	\$25,000.00	\$25,000.00	100.00%
		385	6522 College Grove Dr Unit 22 , San Diego CA, 92115	Completed	09/21/98	1	1	05/19/97	\$13,700.00	\$13,700.00	100.00%
		388	2036 Haniman Dr , San Diego CA, 92105	Completed	09/21/98	1	1	05/30/97	\$22,000.00	\$22,000.00	100.00%
		390	3811 Superba St , San Diego CA, 92113	Completed	09/21/98	1	1	06/05/97	\$14,400.00	\$14,400.00	100.00%
		391	6163 Cumberland St , San Diego CA, 92139	Completed	09/21/98	1	1	06/09/97	\$25,000.00	\$25,000.00	100.00%
		392	3747 Schirra St , San Diego CA, 92154	Completed	09/21/98	1	1	06/19/97	\$25,000.00	\$25,000.00	100.00%
		471	4642 51st St , San Diego CA, 92115	Completed	08/27/97	1	1	07/16/97	\$14,000.00	\$14,000.00	100.00%
		483	420 Los Alamos Dr , San Diego CA, 92114	Completed	09/21/98	1	1	07/16/97	\$20,000.00	\$20,000.00	100.00%
		486	526 Sears Ave , San Diego CA, 92114	Completed	08/07/97	1	1	07/18/97	\$19,900.00	\$19,900.00	100.00%
		487	5805 Friars Rd Apt 2210 , San Diego CA, 92110	Completed	08/19/97	1	1	07/22/97	\$23,900.00	\$23,900.00	100.00%
		488	3301 B St , San Diego CA, 92102	Completed	08/27/97	1	1	07/21/97	\$25,000.00	\$25,000.00	100.00%
		489	1667 Antares Dr , San Diego CA, 92173	Completed	08/19/97	1	1	07/29/97	\$23,800.00	\$23,800.00	100.00%
		490	3976 Epsilon St , San Diego CA, 92113	Completed	08/27/97	1	1	07/24/97	\$17,800.00	\$17,800.00	100.00%
		491	340 Redcrest Dr , San Diego CA, 92114	Completed	12/04/97	1	1	07/31/97	\$25,000.00	\$25,000.00	100.00%
		492	119 San Jacinto Dr , San Diego CA, 92114	Completed	09/21/98	1	1	08/05/97	\$17,900.00	\$17,900.00	100.00%
		493	1371 Wystone Dr , San Diego CA, 92113	Completed	12/04/97	1	1	08/21/97	\$22,600.00	\$22,600.00	100.00%
		494	5567 Michael St , San Diego CA, 92105	Completed	12/04/97	1	1	08/25/97	\$22,700.00	\$22,700.00	100.00%
		496	2530 Violet St , San Diego CA, 92105	Completed	12/05/97	1	1	08/29/97	\$19,800.00	\$19,800.00	100.00%
		497	3979 Boston Ave , San Diego CA, 92113	Completed	12/05/97	1	1	08/29/97	\$19,600.00	\$19,600.00	100.00%
		783	401 S Pardee St , San Diego CA, 92113	Completed	12/05/97	1	1	09/19/97	\$17,200.00	\$17,200.00	100.00%
		784	4328 Tecumseh Way , San Diego CA, 92117	Completed	09/21/98	1	1	09/19/97	\$25,000.00	\$25,000.00	100.00%



U.S. Department of Housing and Urban Development
 Office of Community Planning and Development
 Integrated Disbursement and Information System
 Status of HOME Activities - Entitlement
 SAN DIEGO, CA

DATE: 09-21-12
 TIME: 11:24
 PAGE: 10

IDIS - PR22

Tenure Type	Activity Type	IDIS Activity	Activity Address	Activity Status	Status Date	Total Units	Home Units	Initial Funding Date	Committed Amount	Drawn Amount	PCT
Homebuyer	ACQUISITION ONLY	785	745 Elizabeth St , San Diego CA, 92113	Completed	12/05/97	1	1	10/06/97	\$18,200.00	\$18,200.00	100.00%
		791	2874 Rockne St , San Diego CA, 92139	Completed	09/21/98	1	1	10/14/97	\$25,000.00	\$25,000.00	100.00%
		795	4444 W Point Loma Blvd Unit 29 , San Diego CA, 92107	Completed	12/05/97	1	1	10/20/97	\$18,180.00	\$18,180.00	100.00%
		796	4518 Cherokee Ave , San Diego CA, 92116	Completed	12/05/97	1	1	10/21/97	\$14,800.00	\$14,800.00	100.00%
		798	6650 Brooklyn Ave , San Diego CA, 92114	Completed	09/21/98	1	1	10/22/97	\$17,980.00	\$17,980.00	100.00%
		799	4841 Magnus Way , San Diego CA, 92113	Completed	09/18/98	1	1	10/29/97	\$20,000.00	\$20,000.00	100.00%
		800	824 Gwen St , San Diego CA, 92114	Completed	09/18/98	1	1	10/29/97	\$21,600.00	\$21,600.00	100.00%
		801	765 Marjorie Dr , San Diego CA, 92114	Completed	12/05/97	1	1	10/29/97	\$22,300.00	\$22,300.00	100.00%
		802	4816 Elm St , San Diego CA, 92102	Completed	08/30/99	1	1	10/31/97	\$21,200.00	\$21,200.00	100.00%
		803	4112 Debbyann Pl , San Diego CA, 92154	Completed	08/30/99	1	1	11/04/97	\$25,000.00	\$25,000.00	100.00%
		804	6785 Brooklyn Ave , San Diego CA, 92114	Completed	09/21/98	1	1	11/05/97	\$17,980.00	\$17,980.00	100.00%
		805	2741 Hopkins St , San Diego CA, 92139	Completed	09/18/98	1	1	11/13/97	\$25,000.00	\$25,000.00	100.00%
		806	10928 Black Mountain Rd Unit 17 , San Diego CA, 92126	Completed	08/24/99	1	1	11/13/97	\$18,600.00	\$18,600.00	100.00%
		807	4311 Del Sol Ct , San Diego CA, 92154	Completed	09/18/98	1	1	11/19/97	\$25,000.00	\$25,000.00	100.00%
		808	5759 DAVIDSON STREET , SAN DIEGO CA, 92114	Completed	06/29/98	1	1	11/20/97	\$25,000.00	\$25,000.00	100.00%
		809	1765 Shadewood Ln , San Diego CA, 92139	Completed	09/18/98	1	1	11/20/97	\$25,000.00	\$25,000.00	100.00%
		810	842A Hollister St , San Diego CA, 92154	Completed	09/18/98	1	1	11/20/97	\$20,600.00	\$20,600.00	100.00%
		811	3525 Agosto St , San Diego CA, 92154	Completed	08/30/99	1	1	12/01/97	\$23,400.00	\$23,400.00	100.00%
		812	5294 Waring Rd , San Diego CA, 92120	Completed	08/30/99	1	1	12/01/97	\$25,000.00	\$25,000.00	100.00%
		813	560 Merlin Dr , San Diego CA, 92114	Completed	08/30/99	1	1	12/03/97	\$17,800.00	\$17,800.00	100.00%
		814	1221 Kenalan Dr , San Diego CA, 92154	Completed	08/30/99	1	1	12/03/97	\$24,000.00	\$24,000.00	100.00%
		815	3245 40th St , San Diego CA, 92105	Completed	08/30/99	1	1	12/04/97	\$12,400.00	\$12,400.00	100.00%
		816	7762 Shadyglade Ln , San Diego CA, 92114	Completed	08/30/99	1	1	12/04/97	\$21,200.00	\$21,200.00	100.00%
		818	3144 Camino Aleta , San Diego CA, 92154	Completed	09/18/98	1	1	12/12/97	\$25,000.00	\$25,000.00	100.00%
		819	7704 Hunthaven Rd , San Diego CA, 92114	Completed	08/30/99	1	1	12/12/97	\$22,200.00	\$22,200.00	100.00%
		820	1796 Lonja Way , San Diego CA, 92173	Completed	08/30/99	1	1	12/12/97	\$25,000.00	\$25,000.00	100.00%
		822	3717 Rosa Linda St , San Diego CA, 92154	Completed	08/30/99	1	1	12/15/97	\$25,000.00	\$25,000.00	100.00%
		852	615 Beyer Way Unit 604 , San Diego CA, 92154	Completed	08/30/99	1	1	12/17/97	\$15,400.00	\$15,400.00	100.00%
		853	2486 45th St , San Diego CA, 92105	Completed	08/30/99	1	1	12/17/97	\$16,700.00	\$16,700.00	100.00%
		854	9034 Woodlawn Dr , San Diego CA, 92126	Completed	08/30/99	1	1	12/17/97	\$23,000.00	\$23,000.00	100.00%
855	734 Saugerties Ave , San Diego CA, 92154	Completed	06/29/98	1	1	12/17/97	\$25,000.00	\$25,000.00	100.00%		
856	5904 Potomac St , San Diego CA, 92139	Completed	08/30/99	1	1	12/18/97	\$23,000.00	\$23,000.00	100.00%		
857	5453 Timothy Dr , San Diego CA, 92105	Completed	08/30/99	1	1	12/18/97	\$22,000.00	\$22,000.00	100.00%		
858	790 Narwhal St , San Diego CA, 92154	Completed	08/30/99	1	1	12/18/97	\$25,000.00	\$25,000.00	100.00%		
860	3077 F St , San Diego CA, 92102	Completed	09/18/98	1	1	01/05/98	\$19,800.00	\$19,800.00	100.00%		
861	6994 Appian Dr , San Diego CA, 92139	Completed	09/18/98	1	1	01/05/97	\$17,000.00	\$17,000.00	100.00%		



U.S. Department of Housing and Urban Development
 Office of Community Planning and Development
 Integrated Disbursement and Information System
 Status of HOME Activities - Entitlement
 SAN DIEGO, CA

DATE: 09-21-12
 TIME: 11:24
 PAGE: 11

IDIS - PR22

Tenure Type	Activity Type	IDIS Activity	Activity Address	Activity Status	Status Date	Total Units	Home Units	Initial Funding Date	Committed Amount	Drawn Amount	PCT
Homebuyer	ACQUISITION ONLY	862	3512 45th St , San Diego CA, 92105	Completed	08/30/99	1	1	01/05/98	\$17,000.00	\$17,000.00	100.00%
		863	625 63rd St , San Diego CA, 92114	Completed	09/18/98	1	1	01/05/98	\$17,980.00	\$17,980.00	100.00%
		864	2240 CALLETRES LOMAS , SAN DIEGO CA, 92154	Completed	08/30/99	1	1	01/05/98	\$23,000.00	\$23,000.00	100.00%
		865	2904 Ridge View Dr , San Diego CA, 92105	Completed	08/30/99	1	1	01/05/98	\$23,200.00	\$23,200.00	100.00%
		866	4621 35th St , San Diego CA, 92116	Completed	08/30/99	1	1	01/05/98	\$25,000.00	\$25,000.00	100.00%
		867	8496 Harlow Ter , San Diego CA, 92126	Completed	09/18/98	1	1	01/07/98	\$25,000.00	\$25,000.00	100.00%
		868	4304 Del Sol Ct , San Diego CA, 92154	Completed	09/18/98	1	1	01/08/98	\$25,000.00	\$25,000.00	100.00%
		869	6302 Clyde Ave , San Diego CA, 92139	Completed	09/18/98	1	1	01/08/98	\$24,000.00	\$24,000.00	100.00%
		870	7801 Skyline Dr , San Diego CA, 92114	Completed	09/18/98	1	1	01/12/98	\$21,800.00	\$21,800.00	100.00%
		871	1859 Blando Ln , San Diego CA, 92173	Completed	09/18/98	1	1	01/12/98	\$25,000.00	\$25,000.00	100.00%
		875	3559 Ruffin Rd Unit 159 , San Diego CA, 92123	Completed	09/18/98	1	1	01/14/98	\$16,700.00	\$16,700.00	100.00%
		876	8115 Knollwood Rd , San Diego CA, 92114	Completed	09/18/98	1	1	01/14/98	\$19,980.00	\$19,980.00	100.00%
		877	7527 Victoria Ct , San Diego CA, 92114	Completed	09/18/98	1	1	01/14/98	\$23,000.00	\$23,000.00	100.00%
		878	5911 Estelle St , San Diego CA, 92115	Completed	09/18/98	1	1	01/14/98	\$23,200.00	\$23,200.00	100.00%
		879	129 S Royal Oak Dr SAN DIEGO , San Diego CA, 92114	Canceled	01/14/98	0	1	01/14/98	\$0.00	\$0.00	0.00%
		905	2581 Chadwell Ave , San Diego CA, 92154	Completed	09/18/98	1	1	01/15/98	\$25,000.00	\$25,000.00	100.00%
		906	6789 Mezin Way , San Diego CA, 92114	Completed	09/18/98	1	1	01/16/98	\$18,980.00	\$18,980.00	100.00%
		912	328 Los Angeles Pl , San Diego CA, 92114	Completed	09/18/98	1	1	01/20/98	\$19,000.00	\$19,000.00	100.00%
		913	247 Deerock Pl , San Diego CA, 92114	Completed	09/18/98	1	1	01/20/98	\$21,980.00	\$21,980.00	100.00%
		914	640 41st St , San Diego CA, 92102	Completed	08/30/99	1	1	01/21/98	\$21,000.00	\$21,000.00	100.00%
		915	2849 A St Apt 2 , San Diego CA, 92102	Completed	09/18/98	1	1	01/22/98	\$11,380.00	\$11,380.00	100.00%
		916	2503 54th St , San Diego CA, 92105	Completed	08/30/99	1	1	01/22/98	\$17,900.00	\$17,900.00	100.00%
		917	7227 Gatewood Ln , San Diego CA, 92114	Completed	08/30/99	1	1	01/23/98	\$24,400.00	\$24,400.00	100.00%
		919	2767 Elrose Dr , San Diego CA, 92154	Completed	06/29/98	1	1	01/27/97	\$25,000.00	\$25,000.00	100.00%
		920	3445 60th St , San Diego CA, 92105	Completed	08/30/99	1	1	01/28/98	\$21,380.00	\$21,380.00	100.00%
		921	4160 Orange Ave , San Diego CA, 92105	Completed	08/30/99	1	1	01/29/98	\$18,400.00	\$18,400.00	100.00%
		922	3227 Via Tonga , San Diego CA, 92154	Completed	08/30/99	1	1	01/30/98	\$14,800.00	\$14,800.00	100.00%
		923	3071 46th St , San Diego CA, 92105	Completed	08/30/99	1	1	01/30/98	\$21,980.00	\$21,980.00	100.00%
		924	3696 Rosa Linda St , San Diego CA, 92154	Completed	08/30/99	1	1	01/30/98	\$24,800.00	\$24,800.00	100.00%
		982	6736 University Ave , San Diego CA, 92115	Completed	08/30/99	1	1	02/04/98	\$7,780.00	\$7,780.00	100.00%
		983	4068 47th St , San Diego CA, 92105	Completed	08/30/99	1	1	02/06/98	\$15,800.00	\$15,800.00	100.00%
		984	3269 Altadena Ave , San Diego CA, 92105	Completed	08/30/99	1	1	02/06/98	\$24,360.00	\$24,360.00	100.00%
		985	1535 Monterey Pine Dr , San Diego CA, 92173	Completed	08/30/99	1	1	02/06/98	\$25,000.00	\$25,000.00	100.00%
		986	3026 K St , San Diego CA, 92102	Completed	08/30/99	1	1	02/11/98	\$18,900.00	\$18,900.00	100.00%
		987	861 Quail St , San Diego CA, 92102	Completed	08/30/99	1	1	02/11/98	\$21,000.00	\$21,000.00	100.00%
		988	644 Bonsall St , San Diego CA, 92114	Completed	08/30/99	1	1	02/11/98	\$23,000.00	\$23,000.00	100.00%



U.S. Department of Housing and Urban Development
 Office of Community Planning and Development
 Integrated Disbursement and Information System
 Status of HOME Activities - Entitlement
 SAN DIEGO, CA

DATE: 09-21-12
 TIME: 11:24
 PAGE: 12

IDIS - PR22

Tenure Type	Activity Type	IDIS Activity	Activity Address	Activity Status	Status Date	Total Units	Home Units	Initial Funding Date	Committed Amount	Drawn Amount	PCT
Homebuyer	ACQUISITION ONLY	989	1909 Isla Del Carmen Way , San Diego CA, 92173	Completed	08/30/99	1	1	02/11/98	\$25,000.00	\$25,000.00	100.00%
		990	6354 Dissinger Ave , San Diego CA, 92139	Completed	08/30/99	1	1	02/11/98	\$24,580.00	\$24,580.00	100.00%
		991	3771 35th St , San Diego CA, 92104	Completed	08/30/99	1	1	02/12/98	\$23,500.00	\$23,500.00	100.00%
		992	769 Blackwood Dr , San Diego CA, 92154	Completed	08/30/99	1	1	02/13/98	\$24,000.00	\$24,000.00	100.00%
		994	4425 Kansas St Apt 1 , San Diego CA, 92116	Completed	08/30/99	1	1	02/18/98	\$13,980.00	\$13,980.00	100.00%
		995	1030 29th St , San Diego CA, 92102	Completed	08/30/99	1	1	02/23/98	\$11,980.00	\$11,980.00	100.00%
		996	5924 Albemarle St , San Diego CA, 92139	Completed	08/30/99	1	1	02/23/98	\$21,000.00	\$21,000.00	100.00%
		997	1982 Via Encantadoras , San Diego CA, 92173	Completed	08/30/99	1	1	02/23/98	\$25,000.00	\$25,000.00	100.00%
		998	3130 L St , San Diego CA, 92102	Completed	08/30/99	1	1	02/24/98	\$18,500.00	\$18,500.00	100.00%
		999	6285 Chadwick Ave , San Diego CA, 92139	Completed	08/30/99	1	1	02/25/98	\$23,180.00	\$23,180.00	100.00%
		1001	4950 Auburn Dr , San Diego CA, 92105	Completed	08/30/99	1	1	03/02/98	\$19,990.00	\$19,990.00	100.00%
		1002	4845 A St , San Diego CA, 92102	Completed	08/30/99	1	1	03/04/98	\$18,050.00	\$18,050.00	100.00%
		1003	3546 Forest Glen Rd , San Diego CA, 92154	Completed	09/18/98	1	1	03/04/98	\$25,000.00	\$25,000.00	100.00%
		1004	232 Old Oak Dr , San Diego CA, 92114	Completed	08/30/99	1	1	03/05/98	\$19,400.00	\$19,400.00	100.00%
		1005	2564 Calle Serena , San Diego CA, 92139	Completed	08/30/99	1	1	03/09/98	\$25,000.00	\$25,000.00	100.00%
		1006	2605 Blackton Dr , San Diego CA, 92105	Completed	08/30/99	1	1	03/12/98	\$25,000.00	\$25,000.00	100.00%
		1007	4175 Van Dyke Ave , San Diego CA, 92105	Completed	08/30/99	1	1	03/12/98	\$14,800.00	\$14,800.00	100.00%
		1008	1259 Del Sol Way , San Diego CA, 92154	Completed	08/30/99	1	1	03/13/98	\$25,000.00	\$25,000.00	100.00%
		1009	6747 Friars Rd Unit 120 , San Diego CA, 92108	Completed	08/30/99	1	1	03/13/98	\$17,180.00	\$17,180.00	100.00%
		1010	3232 W Virgo Rd , San Diego CA, 92105	Completed	08/30/99	1	1	03/17/98	\$23,000.00	\$23,000.00	100.00%
		1011	2563 Caminito Avellano , San Diego CA, 92154	Completed	08/30/99	1	1	03/20/98	\$17,600.00	\$17,600.00	100.00%
		1012	4649 Lenore Dr , San Diego CA, 92115	Completed	08/30/99	1	1	03/20/98	\$25,000.00	\$25,000.00	100.00%
		1013	3203 42nd St , San Diego CA, 92105	Completed	08/30/99	1	1	03/24/98	\$14,500.00	\$14,500.00	100.00%
		1014	3670 College Ave , San Diego CA, 92115	Completed	08/30/99	1	1	03/24/98	\$20,980.00	\$20,980.00	100.00%
		1015	1504 Jason St , San Diego CA, 92154	Completed	08/30/99	1	1	03/27/98	\$23,000.00	\$23,000.00	100.00%
		1016	7011 Jamacha Rd , San Diego CA, 92114	Completed	08/30/99	1	1	03/30/98	\$17,000.00	\$17,000.00	100.00%
		1017	1301 27th St , San Diego CA, 92154	Completed	08/30/99	1	1	03/30/98	\$23,500.00	\$23,500.00	100.00%
		1018	3211 40th St , San Diego CA, 92105	Completed	08/30/99	1	1	04/02/98	\$14,580.00	\$14,580.00	100.00%
		1019	2445 Reo Dr , San Diego CA, 92139	Completed	08/30/99	1	1	04/02/98	\$23,000.00	\$23,000.00	100.00%
		1020	352 69th St , San Diego CA, 92114	Completed	08/30/99	1	1	04/02/98	\$22,000.00	\$22,000.00	100.00%
		1021	1885 Diamond St Unit 2-111 , San Diego CA, 92109	Completed	08/30/99	1	1	04/06/98	\$23,400.00	\$23,400.00	100.00%
		1022	12508 Caminito De La Gallarda , San Diego CA, 92128	Completed	08/30/99	1	1	04/06/98	\$24,000.00	\$24,000.00	100.00%
		1023	4167 Wabash Ave , San Diego CA, 92104	Completed	08/30/99	1	1	04/06/98	\$19,300.00	\$19,300.00	100.00%
		1024	1390 Otono St , San Diego CA, 92154	Completed	08/30/99	1	1	04/08/98	\$24,400.00	\$24,400.00	100.00%



U.S. Department of Housing and Urban Development
 Office of Community Planning and Development
 Integrated Disbursement and Information System
 Status of HOME Activities - Entitlement
 SAN DIEGO, CA

DATE: 09-21-12
 TIME: 11:24
 PAGE: 13

IDIS - PR22

Tenure Type	Activity Type	IDIS Activity	Activity Address	Activity Status	Status Date	Total Units	Home Units	Initial Funding Date	Committed Amount	Drawn Amount	PCT
Homebuyer	ACQUISITION ONLY	1025	6313 Jougard St , San Diego CA, 92114	Completed	08/30/99	1	1	04/09/98	\$25,000.00	\$25,000.00	100.00%
		1026	3936 Ocean View Blvd , San Diego CA, 92113	Completed	08/30/99	1	1	04/15/98	\$25,000.00	\$25,000.00	100.00%
		1027	1573 Honeysuckle Ln , San Diego CA, 92114	Completed	09/18/98	1	1	04/15/98	\$25,000.00	\$25,000.00	100.00%
		1028	5159 Churchward St , San Diego CA, 92114	Completed	06/29/98	1	1	04/15/98	\$25,000.00	\$25,000.00	100.00%
		1029	635 Porter St , San Diego CA, 92114	Completed	08/24/99	1	1	04/17/98	\$23,700.00	\$23,700.00	100.00%
		1030	222 West St , San Diego CA, 92113	Completed	08/30/99	1	1	04/20/98	\$18,400.00	\$18,400.00	100.00%
		1031	2411 Sumac Dr , San Diego CA, 92105	Completed	08/30/99	1	1	04/22/98	\$22,800.00	\$22,800.00	100.00%
		1032	4781 Maple St , San Diego CA, 92105	Completed	08/30/99	1	1	04/24/98	\$21,700.00	\$21,700.00	100.00%
		1033	3434 Fairmount Ave , San Diego CA, 92105	Completed	08/30/99	1	1	04/24/98	\$14,600.00	\$14,600.00	100.00%
		1034	3190 Magellan St , San Diego CA, 92154	Completed	08/30/99	1	1	04/27/98	\$25,000.00	\$25,000.00	100.00%
		1035	2633 E Beyer Blvd , San Diego CA, 92173	Completed	08/30/99	1	1	04/28/98	\$23,400.00	\$23,400.00	100.00%
		1036	13292 Salmon River Rd Unit 206 , San Diego CA, 92129	Completed	08/30/99	1	1	04/28/98	\$20,800.00	\$20,800.00	100.00%
		1037	1715 Gateway Dr , San Diego CA, 92105	Completed	09/18/98	1	1	04/29/98	\$21,075.00	\$21,075.00	100.00%
		1038	3770 Harding Ave , San Diego CA, 92113	Completed	08/30/99	1	1	04/30/98	\$17,800.00	\$17,800.00	100.00%
		1039	3257 52nd St , San Diego CA, 92105	Completed	08/30/99	1	1	04/30/98	\$22,980.00	\$22,980.00	100.00%
		1041	2710 Rhoades Rd , San Diego CA, 92139	Completed	09/18/98	1	1	05/04/98	\$25,000.00	\$25,000.00	100.00%
		1042	2312 Lanao Ln , San Diego CA, 92154	Completed	08/30/99	1	1	05/06/98	\$25,000.00	\$25,000.00	100.00%
		1043	1616 Shooting Star Ct , San Diego CA, 92173	Completed	08/30/99	1	1	05/08/98	\$25,000.00	\$25,000.00	100.00%
		1044	3328 53rd St , San Diego CA, 92105	Completed	08/30/99	1	1	05/12/98	\$23,380.00	\$23,380.00	100.00%
		1047	5720 Potomac St , San Diego CA, 92139	Completed	08/30/99	1	1	05/14/98	\$25,000.00	\$25,000.00	100.00%
		1048	1316 Triton Ave , San Diego CA, 92154	Completed	09/18/98	1	1	05/15/98	\$25,000.00	\$25,000.00	100.00%
		1049	5308 Lea St , San Diego CA, 92105	Completed	08/30/99	1	1	05/15/98	\$24,500.00	\$24,500.00	100.00%
		1050	2154 Ingrid Ave , San Diego CA, 92154	Completed	08/30/99	1	1	05/15/98	\$25,000.00	\$25,000.00	100.00%
		1051	7640 Stalmer St Unit 112 , San Diego CA, 92111	Completed	09/18/98	1	1	05/15/98	\$22,000.00	\$22,000.00	100.00%
		1052	4329 Tecumseh Way , San Diego CA, 92117	Completed	08/30/99	1	1	05/18/98	\$21,000.00	\$21,000.00	100.00%
		1053	4717 Crooked Creek Ct , San Diego CA, 92113	Completed	09/18/98	1	1	05/18/98	\$22,500.00	\$22,500.00	100.00%
		1054	1770 Alaquinas Dr , San Diego CA, 92173	Completed	08/30/99	1	1	05/18/98	\$23,000.00	\$23,000.00	100.00%
		1055	315 Sweetwood St , San Diego CA, 92114	Completed	09/18/98	1	1	05/19/98	\$25,000.00	\$25,000.00	100.00%
		1056	271 Flowerdale Ln , San Diego CA, 92114	Completed	09/18/98	1	1	05/20/98	\$25,000.00	\$25,000.00	100.00%
		1057	4585 Florida St , San Diego CA, 92116	Completed	08/30/99	1	1	05/20/98	\$25,000.00	\$25,000.00	100.00%
1058	1479 Gibson St , San Diego CA, 92114	Completed	09/18/98	1	1	05/20/98	\$18,900.00	\$18,900.00	100.00%		
1059	1390 Twining Ave , San Diego CA, 92154	Completed	09/18/98	1	1	05/20/98	\$25,000.00	\$25,000.00	100.00%		
1060	559 W Grape St , San Diego CA, 92101	Completed	08/30/99	1	1	05/20/98	\$24,000.00	\$24,000.00	100.00%		
1061	730 Iona Dr , San Diego CA, 92114	Completed	09/18/98	1	1	05/21/98	\$14,980.00	\$14,980.00	100.00%		



U.S. Department of Housing and Urban Development
 Office of Community Planning and Development
 Integrated Disbursement and Information System
 Status of HOME Activities - Entitlement
 SAN DIEGO, CA

DATE: 09-21-12
 TIME: 11:24
 PAGE: 14

IDIS - PR22

Tenure Type	Activity Type	IDIS Activity	Activity Address	Activity Status	Status Date	Total Units	Home Units	Initial Funding Date	Committed Amount	Drawn Amount	PCT
Homebuyer	ACQUISITION ONLY	1062	5576 Michael St , San Diego CA, 92105	Completed	09/18/98	1	1	05/21/98	\$20,500.00	\$20,500.00	100.00%
		1063	7868 Bloomfield Rd , San Diego CA, 92114	Completed	09/18/98	1	1	05/21/98	\$21,990.00	\$21,990.00	100.00%
		1064	4995 Lise Ave , San Diego CA, 92102	Completed	08/30/99	1	1	05/26/98	\$17,300.00	\$17,300.00	100.00%
		1065	5188 Lenox Dr , San Diego CA, 92114	Completed	08/30/99	1	1	05/28/98	\$24,000.00	\$24,000.00	100.00%
		1066	7811 Tommy Dr Unit 56 SAN DIEGO, CA , San Diego CA, 92119	Completed	08/30/99	1	1	05/28/98	\$19,950.00	\$19,950.00	100.00%
		1082	3685 Monroe Ave , San Diego CA, 92116	Completed	08/30/99	1	1	06/02/98	\$19,700.00	\$19,700.00	100.00%
		1083	3760 Harding Ave , San Diego CA, 92113	Completed	08/30/99	1	1	06/02/98	\$25,000.00	\$25,000.00	100.00%
		1084	4094 32nd St , San Diego CA, 92104	Completed	09/18/98	1	1	06/08/98	\$21,600.00	\$21,600.00	100.00%
		1085	4104 Mount Alifan Pl Unit D , San Diego CA, 92111	Completed	08/30/99	1	1	06/08/98	\$14,600.00	\$14,600.00	100.00%
		1086	6259 Potomac St , San Diego CA, 92139	Completed	09/18/98	1	1	06/10/98	\$24,700.00	\$24,700.00	100.00%
		1090	7191 Cottingham Ln , San Diego CA, 92139	Completed	09/18/98	1	1	06/17/98	\$25,000.00	\$25,000.00	100.00%
		1151	2891 CHAVEZ STREET , SAN DIEGO CA, 92154	Completed	09/18/98	1	1	06/17/98	\$25,000.00	\$25,000.00	100.00%
		1155	427 26th St , San Diego CA, 92102	Completed	09/18/98	1	1	06/17/98	\$19,900.00	\$19,900.00	100.00%
		1158	650 Cotton St , San Diego CA, 92102	Completed	09/18/98	1	1	06/17/98	\$21,000.00	\$21,000.00	100.00%
		1262	1003 Winston Dr , San Diego CA, 92114	Completed	09/18/98	1	1	06/18/98	\$23,000.00	\$23,000.00	100.00%
		1376	2321 Rancho Dr , San Diego CA, 92139	Completed	09/18/98	1	1	06/22/98	\$22,000.00	\$22,000.00	100.00%
		1377	2039 Avenida De La Cruz , San Diego CA, 92173	Completed	09/18/98	1	1	06/24/98	\$16,900.00	\$16,900.00	100.00%
		1378	1588 Smythe Ave , San Diego CA, 92173	Completed	09/18/98	1	1	06/24/98	\$21,630.00	\$21,630.00	100.00%
		1397	1515 Smythe Ave , San Diego CA, 92173	Completed	09/18/98	1	1	06/30/98	\$18,400.00	\$18,400.00	100.00%
		1398	2581 Calle Gaviota , San Diego CA, 92139	Completed	09/18/98	1	1	06/30/98	\$25,000.00	\$25,000.00	100.00%
		1400	262 Rexview Dr , San Diego CA, 92114	Completed	06/07/99	1	1	07/06/98	\$24,200.00	\$24,200.00	100.00%
		1413	3958 Caseman Ave , San Diego CA, 92154	Completed	06/07/99	1	1	07/09/98	\$25,000.00	\$25,000.00	100.00%
		1414	3239 52nd St , San Diego CA, 92105	Completed	06/07/99	1	1	07/10/98	\$18,940.00	\$18,940.00	100.00%
		1423	330 Langley St , San Diego CA, 92102	Completed	06/07/99	1	1	08/25/98	\$24,900.00	\$24,900.00	100.00%
		1424	4251 46th St , San Diego CA, 92115	Completed	06/07/99	1	1	09/02/98	\$15,200.00	\$15,200.00	100.00%
		1449	3415 39th St , San Diego CA, 92105	Completed	06/07/99	1	1	10/16/98	\$19,560.00	\$19,560.00	100.00%
		1486	3638 Highland Ave , San Diego CA, 92105	Completed	06/07/99	1	1	10/27/98	\$18,240.00	\$18,240.00	100.00%
		1500	367 Sunnyside Ave , San Diego CA, 92114	Completed	06/07/99	1	1	10/28/98	\$20,600.00	\$20,600.00	100.00%
		1595	4995 Elm St , San Diego CA, 92102	Completed	06/07/99	1	1	11/02/98	\$18,500.00	\$18,500.00	100.00%
		1614	365 Dale Grove Ln , San Diego CA, 92114	Completed	05/03/99	1	1	11/04/98	\$25,000.00	\$25,000.00	100.00%
1641	5925 Market St , San Diego CA, 92114	Completed	06/07/99	1	1	11/05/98	\$16,400.00	\$16,400.00	100.00%		
1642	5831 Roswell St , San Diego CA, 92114	Canceled	11/10/98	0	1	11/10/98	\$0.00	\$0.00	0.00%		
1643	2435 Hopkins St , San Diego CA, 92139	Completed	05/04/99	1	1	11/10/98	\$25,000.00	\$25,000.00	100.00%		
1644	3587 Ruffin Rd Unit 219 , San Diego CA, 92123	Completed	06/07/99	1	1	11/10/98	\$21,600.00	\$21,600.00	100.00%		
1645	2110 55th St , San Diego CA, 92105	Completed	06/07/99	1	1	11/12/98	\$22,180.00	\$22,180.00	100.00%		



U.S. Department of Housing and Urban Development
 Office of Community Planning and Development
 Integrated Disbursement and Information System
 Status of HOME Activities - Entitlement
 SAN DIEGO, CA

DATE: 09-21-12
 TIME: 11:24
 PAGE: 15

IDIS - PR22

Tenure Type	Activity Type	IDIS Activity	Activity Address	Activity Status	Status Date	Total Units	Home Units	Initial Funding Date	Committed Amount	Drawn Amount	PCT
Homebuyer	ACQUISITION ONLY	1646	418 Gavin St , San Diego CA, 92102	Completed	05/04/99	1	1	11/16/98	\$25,000.00	\$25,000.00	100.00%
		1647	2330 Tocayo Ave Unit 71 , San Diego CA, 92154	Completed	06/07/99	1	1	11/20/98	\$19,980.00	\$19,980.00	100.00%
		1648	1720 Winnett St , San Diego CA, 92114	Completed	06/07/99	1	1	11/20/98	\$24,320.00	\$24,320.00	100.00%
		1649	1608 Dahlia Ave , San Diego CA, 92154	Completed	05/04/99	1	1	11/23/98	\$22,000.00	\$22,000.00	100.00%
		1651	3971 Bateman Ave , San Diego CA, 92154	Completed	05/04/99	1	1	12/04/98	\$25,000.00	\$25,000.00	100.00%
		1652	2152 Newton Ave , San Diego CA, 92113	Completed	05/04/99	1	1	12/04/98	\$21,000.00	\$21,000.00	100.00%
		1653	5467 Redwood St , San Diego CA, 92105	Completed	06/07/99	1	1	12/08/98	\$20,600.00	\$20,600.00	100.00%
		1654	4245 Fifth Ave , San Diego CA, 92103	Completed	05/04/99	1	1	12/11/98	\$25,000.00	\$25,000.00	100.00%
		1655	1010 Darwin Pl , San Diego CA, 92154	Completed	05/04/99	1	1	12/11/98	\$25,000.00	\$25,000.00	100.00%
		1657	630 60th St , San Diego CA, 92114	Completed	06/07/99	1	1	12/14/98	\$21,200.00	\$21,200.00	100.00%
		1658	2582 Caminito Avellano , San Diego CA, 92154	Completed	06/07/99	1	1	12/16/98	\$20,600.00	\$20,600.00	100.00%
		1659	8685 Bennington St , San Diego CA, 92126	Completed	05/04/99	1	1	12/16/98	\$25,000.00	\$25,000.00	100.00%
		1660	2646 Ramfos Pl , San Diego CA, 92139	Completed	05/04/99	1	1	12/16/98	\$25,000.00	\$25,000.00	100.00%
		1663	7025 Tuther Way , San Diego CA, 92114	Completed	06/16/99	1	1	12/17/98	\$22,500.00	\$22,500.00	100.00%
		1664	433 S San Jacinto Dr , San Diego CA, 92114	Completed	06/16/99	1	1	12/17/98	\$20,380.00	\$20,380.00	100.00%
		1666	5452 Chollas Station Rd , San Diego CA, 92105	Completed	05/04/99	1	1	12/21/98	\$25,000.00	\$25,000.00	100.00%
		1667	1672 Donax Ave , San Diego CA, 92154	Completed	05/04/99	1	1	12/21/98	\$25,000.00	\$25,000.00	100.00%
		1668	245 Old Oak Dr , San Diego CA, 92114	Completed	06/01/99	1	1	12/21/98	\$22,600.00	\$22,600.00	100.00%
		1669	1408 Ebbs St , San Diego CA, 92114	Completed	05/04/99	1	1	01/04/99	\$21,000.00	\$21,000.00	100.00%
		1670	336 Bowie St , San Diego CA, 92114	Completed	05/04/99	1	1	01/04/99	\$25,000.00	\$25,000.00	100.00%
		1671	2144 Calle Tortuosa , San Diego CA, 92139	Completed	05/04/99	1	1	01/07/99	\$25,000.00	\$25,000.00	100.00%
		1672	822 Ginna Pl , San Diego CA, 92114	Completed	06/16/99	1	1	01/08/99	\$21,600.00	\$21,600.00	100.00%
		1673	5220 Pirotte Dr , San Diego CA, 92105	Completed	06/16/99	1	1	01/11/99	\$20,980.00	\$20,980.00	100.00%
		1674	640 59th St , San Diego CA, 92114	Completed	06/16/99	1	1	01/13/99	\$18,400.00	\$18,400.00	100.00%
		1675	1005 Madera St , San Diego CA, 92114	Completed	05/04/99	1	1	01/15/99	\$25,000.00	\$25,000.00	100.00%
		1676	6467 Bell Bluff Ave , San Diego CA, 92119	Completed	06/16/99	1	1	01/15/99	\$18,000.00	\$18,000.00	100.00%
		1677	819 42nd St , San Diego CA, 92102	Completed	05/04/99	1	1	01/25/99	\$22,400.00	\$22,400.00	100.00%
		1678	4448 McClintock St , San Diego CA, 92116	Completed	06/16/99	1	1	01/26/99	\$21,800.00	\$21,800.00	100.00%
		1679	4862 70th St , San Diego CA, 92115	Completed	05/04/99	1	1	01/26/99	\$25,000.00	\$25,000.00	100.00%
		1680	2711 Ridge View Dr , San Diego CA, 92105	Completed	05/04/99	1	1	01/27/99	\$22,800.00	\$22,800.00	100.00%
		1681	1981 Valance St , San Diego CA, 92154	Completed	05/04/99	1	1	01/27/99	\$25,000.00	\$25,000.00	100.00%
		1682	911 Elwood St , San Diego CA, 92114	Completed	06/16/99	1	1	01/28/99	\$24,980.00	\$24,980.00	100.00%
		1683	4131 Powderhorn Dr , San Diego CA, 92154	Completed	06/16/99	1	1	01/28/99	\$25,000.00	\$25,000.00	100.00%
1684	8212 Sabre St , San Diego CA, 92114	Completed	06/16/99	1	1	01/28/99	\$22,600.00	\$22,600.00	100.00%		
1685	3801 Via De La Bandola , San Diego CA, 92173	Completed	06/16/99	1	1	01/29/99	\$25,000.00	\$25,000.00	100.00%		



U.S. Department of Housing and Urban Development
 Office of Community Planning and Development
 Integrated Disbursement and Information System
 Status of HOME Activities - Entitlement
 SAN DIEGO, CA

DATE: 09-21-12
 TIME: 11:24
 PAGE: 16

IDIS - PR22

Tenure Type	Activity Type	IDIS Activity	Activity Address	Activity Status	Status Date	Total Units	Home Units	Initial Funding Date	Committed Amount	Drawn Amount	PCT
Homebuyer	ACQUISITION ONLY	1686	2857 47th St , San Diego CA, 92105	Completed	05/11/99	1	1	02/01/99	\$13,400.00	\$13,400.00	100.00%
		1689	130 S 33rd St , San Diego CA, 92113	Completed	06/16/99	1	1	02/02/99	\$11,990.00	\$11,990.00	100.00%
		1690	852 La Huerta Way , San Diego CA, 92154	Completed	06/16/99	1	1	02/02/99	\$25,000.00	\$25,000.00	100.00%
		1691	6717 Friars Rd Unit 85 , San Diego CA, 92108	Completed	06/16/99	1	1	02/05/99	\$25,000.00	\$25,000.00	100.00%
		1692	5364 Bonita Dr , San Diego CA, 92114	Completed	06/21/99	1	1	02/09/99	\$19,800.00	\$19,800.00	100.00%
		1693	2348 Westwood St , San Diego CA, 92139	Completed	05/10/99	1	1	02/09/99	\$25,000.00	\$25,000.00	100.00%
		1694	2541 Ridge View Dr , San Diego CA, 92105	Completed	05/04/99	1	1	02/09/99	\$23,200.00	\$23,200.00	100.00%
		1695	655 Cadman St , San Diego CA, 92114	Completed	05/10/99	1	1	02/10/99	\$24,380.00	\$24,380.00	100.00%
		1696	5330 Streamview Dr , San Diego CA, 92105	Completed	05/10/99	1	1	02/11/99	\$25,000.00	\$25,000.00	100.00%
		1697	1137 Camino Donaire , San Diego CA, 92154	Completed	05/10/99	1	1	02/16/99	\$25,000.00	\$25,000.00	100.00%
		1698	1860 Via Las Tonadas , San Diego CA, 92173	Completed	05/10/99	1	1	02/16/99	\$25,000.00	\$25,000.00	100.00%
		1699	1026 Dracma Dr , San Diego CA, 92154	Completed	06/16/99	1	1	02/18/99	\$25,000.00	\$25,000.00	100.00%
		1700	3258 N Park Way , San Diego CA, 92104	Completed	05/10/99	1	1	02/18/99	\$23,500.00	\$23,500.00	100.00%
		1701	2535 Elm Ave , San Diego CA, 92154	Completed	05/10/99	1	1	02/22/99	\$25,000.00	\$25,000.00	100.00%
		1702	4215 Posey Pl , San Diego CA, 92105	Completed	05/04/99	1	1	02/22/97	\$24,000.00	\$24,000.00	100.00%
		1703	5261 San Jacinto Pl , San Diego CA, 92114	Completed	05/05/99	1	1	02/25/99	\$22,000.00	\$22,000.00	100.00%
		1704	7735 Blackpool Rd , San Diego CA, 92114	Completed	05/05/99	1	1	02/25/97	\$21,400.00	\$21,400.00	100.00%
		1705	3243 Meade Ave , San Diego CA, 92116	Completed	05/05/99	1	1	03/01/99	\$23,600.00	\$23,600.00	100.00%
		1706	5081 Barstow St , San Diego CA, 92117	Completed	05/05/99	1	1	03/02/99	\$25,000.00	\$25,000.00	100.00%
		1707	3651 Byrd St , San Diego CA, 92154	Completed	05/05/99	1	1	03/04/97	\$25,000.00	\$25,000.00	100.00%
		1708	3991 Marine View Ave , San Diego CA, 92113	Completed	05/05/99	1	1	03/04/97	\$17,000.00	\$17,000.00	100.00%
		1709	2844 47th St , San Diego CA, 92105	Completed	05/05/99	1	1	03/08/99	\$12,300.00	\$12,300.00	100.00%
		1710	1141 Madera St , San Diego CA, 92114	Completed	05/05/99	1	1	03/09/99	\$17,600.00	\$17,600.00	100.00%
		1712	839 S 32nd St , San Diego CA, 92113	Completed	05/05/99	1	1	03/10/99	\$16,000.00	\$16,000.00	100.00%
		1713	3948 Marine View Ave , San Diego CA, 92113	Completed	06/10/99	1	1	03/10/99	\$19,780.00	\$19,780.00	100.00%
		1714	5146 Imperial Ave , San Diego CA, 92114	Completed	05/05/99	1	1	03/12/99	\$16,800.00	\$16,800.00	100.00%
		1715	1781 Dahlia Ave , San Diego CA, 92154	Completed	06/10/99	1	1	03/12/99	\$25,000.00	\$25,000.00	100.00%
		1716	5827 Lynn St , San Diego CA, 92105	Completed	06/01/99	1	1	03/16/99	\$23,900.00	\$23,900.00	100.00%
		1717	5268 Streamview Dr , San Diego CA, 92105	Completed	06/10/99	1	1	03/17/99	\$19,980.00	\$19,980.00	100.00%
		1718	1644 Oro Vista Rd Unit 243 , San Diego CA, 92154	Completed	05/10/99	1	1	03/18/99	\$18,600.00	\$18,600.00	100.00%
		1719	4504 Home Ave , San Diego CA, 92105	Completed	05/10/99	1	1	03/18/99	\$23,100.00	\$23,100.00	100.00%
		1720	2078 Kearney Ave , San Diego CA, 92113	Completed	05/10/99	1	1	03/19/99	\$17,990.00	\$17,990.00	100.00%
		1721	245 Los Alamos Dr , San Diego CA, 92114	Completed	05/10/99	1	1	03/19/99	\$25,000.00	\$25,000.00	100.00%
		1722	3615 Cherokee Ave , San Diego CA, 92104	Completed	05/10/99	1	1	03/22/99	\$20,300.00	\$20,300.00	100.00%



U.S. Department of Housing and Urban Development
 Office of Community Planning and Development
 Integrated Disbursement and Information System
 Status of HOME Activities - Entitlement
 SAN DIEGO, CA

DATE: 09-21-12
 TIME: 11:24
 PAGE: 17

IDIS - PR22

Tenure Type	Activity Type	IDIS Activity	Activity Address	Activity Status	Status Date	Total Units	Home Units	Initial Funding Date	Committed Amount	Drawn Amount	PCT
Homebuyer	ACQUISITION ONLY	1723	2087 Bluehaven Ct , San Diego CA, 92154	Completed	05/10/99	1	1	03/25/97	\$19,600.00	\$19,600.00	100.00%
		1724	1136 57th St , San Diego CA, 92114	Completed	05/10/99	1	1	03/26/99	\$24,540.00	\$24,540.00	100.00%
		1725	1156 Kostner Dr , San Diego CA, 92154	Completed	05/10/99	1	1	04/01/99	\$25,000.00	\$25,000.00	100.00%
		1728	5427 Hanna St , San Diego CA, 92105	Completed	06/10/99	1	1	04/01/99	\$20,800.00	\$20,800.00	100.00%
		1729	2798 Treat St , San Diego CA, 92102	Completed	05/14/99	1	1	04/01/99	\$24,400.00	\$24,400.00	100.00%
		1741	5156 Caminito Cachorro , San Diego CA, 92105	Completed	06/01/99	1	1	04/07/99	\$19,400.00	\$19,400.00	100.00%
		1742	1074 Gai Dr , San Diego CA, 92154	Completed	05/10/99	1	1	04/07/99	\$25,000.00	\$25,000.00	100.00%
		1743	745 Iona Dr , San Diego CA, 92114	Completed	06/10/99	1	1	04/07/99	\$15,800.00	\$15,800.00	100.00%
		1744	6468 Bishop Dr , San Diego CA, 92114	Completed	05/14/99	1	1	04/07/99	\$15,450.00	\$15,450.00	100.00%
		1745	8633 Lake Murray Blvd Unit 6 , San Diego CA, 92119	Completed	06/10/99	1	1	04/07/99	\$14,000.00	\$14,000.00	100.00%
		1746	3143 Pocitos Way , San Diego CA, 92173	Completed	05/10/99	1	1	04/07/99	\$25,000.00	\$25,000.00	100.00%
		1759	1038 Beverly St , San Diego CA, 92114	Completed	05/14/99	1	1	04/12/99	\$23,780.00	\$23,780.00	100.00%
		1760	627 61st St , San Diego CA, 92114	Completed	06/16/99	1	1	04/13/99	\$21,760.00	\$21,760.00	100.00%
		1761	8740 Friant St , San Diego CA, 92126	Completed	06/01/99	1	1	04/14/99	\$25,000.00	\$25,000.00	100.00%
		1762	10303 Caminito Aralia Apt 96 , San Diego CA, 92131	Completed	06/16/99	1	1	04/15/99	\$22,300.00	\$22,300.00	100.00%
		1763	1676 La Mariquita Senda , San Diego CA, 92173	Completed	05/24/99	1	1	04/15/99	\$25,000.00	\$25,000.00	100.00%
		1765	5536 Hubner Rd , San Diego CA, 92105	Completed	08/27/99	1	1	04/19/99	\$22,980.00	\$22,980.00	100.00%
		1770	8694 Covina Cir , San Diego CA, 92126	Completed	06/16/99	1	1	04/20/99	\$25,000.00	\$25,000.00	100.00%
		1771	4065 Hegg St , San Diego CA, 92115	Completed	06/01/99	1	1	04/20/99	\$23,980.00	\$23,980.00	100.00%
		1772	4149 37th St , San Diego CA, 92105	Completed	05/24/99	1	1	04/20/99	\$19,800.00	\$19,800.00	100.00%
		1773	3238 Island Ave , San Diego CA, 92102	Completed	07/09/99	1	1	04/20/99	\$14,000.00	\$14,000.00	100.00%
		1774	1586 Smythe Ave , San Diego CA, 92173	Completed	05/24/99	1	1	04/20/99	\$24,000.00	\$24,000.00	100.00%
		1775	7788 Gribble St , San Diego CA, 92114	Completed	05/24/99	1	1	04/21/99	\$24,600.00	\$24,600.00	100.00%
		1776	10247 Drumcliff Ave , San Diego CA, 92126	Completed	05/24/99	1	1	04/21/99	\$25,000.00	\$25,000.00	100.00%
		1777	3563 Byrd St , San Diego CA, 92154	Completed	05/24/99	1	1	04/22/99	\$25,000.00	\$25,000.00	100.00%
		1778	966 Bollenbacher St , San Diego CA, 92114	Completed	06/16/99	1	1	04/22/99	\$25,000.00	\$25,000.00	100.00%
		1779	4166 36th St Unit 2 , San Diego CA, 92104	Completed	06/01/99	1	1	04/22/99	\$8,000.00	\$8,000.00	100.00%
		1780	714 Ruthupham Ave , San Diego CA, 92154	Completed	06/16/99	1	1	04/23/99	\$23,200.00	\$23,200.00	100.00%
		1781	1816 Bluehaven Ct , San Diego CA, 92154	Completed	06/16/99	1	1	04/26/99	\$19,200.00	\$19,200.00	100.00%
		1782	2755 Terrace Pine Dr Unit A , San Diego CA, 92173	Completed	08/27/99	1	1	04/26/99	\$14,540.00	\$14,540.00	100.00%
		1783	3940 Delta St , San Diego CA, 92113	Completed	08/11/99	1	1	04/27/99	\$19,000.00	\$19,000.00	100.00%
		1784	3786 Newton Ave , San Diego CA, 92113	Completed	06/16/99	1	1	04/27/99	\$19,000.00	\$19,000.00	100.00%
		1785	732 49th St , San Diego CA, 92102	Completed	06/16/99	1	1	04/28/99	\$23,600.00	\$23,600.00	100.00%
		1786	3663 Altadena Ave , San Diego CA, 92105	Completed	06/16/99	1	1	04/30/99	\$21,000.00	\$21,000.00	100.00%
		1787	1724 Oro Vista Rd , San Diego CA, 92154	Completed	08/11/99	1	1	04/30/99	\$20,400.00	\$20,400.00	100.00%



U.S. Department of Housing and Urban Development
 Office of Community Planning and Development
 Integrated Disbursement and Information System
 Status of HOME Activities - Entitlement
 SAN DIEGO, CA

DATE: 09-21-12
 TIME: 11:24
 PAGE: 18

IDIS - PR22

Tenure Type	Activity Type	IDIS Activity	Activity Address	Activity Status	Status Date	Total Units	Home Units	Initial Funding Date	Committed Amount	Drawn Amount	PCT
Homebuyer	ACQUISITION ONLY	1788	2434 Tocayo Ave Unit 157 , San Diego CA, 92154	Completed	06/16/99	1	1	05/03/99	\$17,580.00	\$17,580.00	100.00%
		1789	3987 Boston Ave , San Diego CA, 92113	Completed	06/16/99	1	1	05/03/99	\$23,000.00	\$23,000.00	100.00%
		1790	842 Sawtelle Ave , San Diego CA, 92114	Completed	06/16/99	1	1	05/05/99	\$25,000.00	\$25,000.00	100.00%
		1792	158 Blando Ct , San Diego CA, 92173	Completed	06/16/99	1	1	05/06/99	\$25,000.00	\$25,000.00	100.00%
		1793	1876 Irving Ave , San Diego CA, 92113	Completed	08/27/99	1	1	05/06/99	\$19,600.00	\$19,600.00	100.00%
		1794	719 S 31st St , San Diego CA, 92113	Completed	06/16/99	1	1	05/07/99	\$16,800.00	\$16,800.00	100.00%
		1795	1418 Twining Ave , San Diego CA, 92154	Completed	06/16/99	1	1	05/07/99	\$25,000.00	\$25,000.00	100.00%
		1796	13272 Wimberly Sq Unit 215 , San Diego CA, 92128	Completed	06/16/99	1	1	05/11/99	\$22,600.00	\$22,600.00	100.00%
		1797	7193 Brookhaven Rd , San Diego CA, 92114	Completed	06/16/99	1	1	05/11/99	\$25,000.00	\$25,000.00	100.00%
		1798	510 Blackshaw Ln , San Diego CA, 92173	Completed	06/16/99	1	1	05/11/99	\$25,000.00	\$25,000.00	100.00%
		1799	673 San Miguel Ave , San Diego CA, 92113	Completed	08/27/99	1	1	05/14/99	\$19,600.00	\$19,600.00	100.00%
		1801	6006 Reo Pl , San Diego CA, 92139	Canceled	05/17/99	0	1	05/17/99	\$0.00	\$0.00	0.00%
		1802	6819 Radio Dr , San Diego CA, 92114	Completed	06/20/02	1	1	05/17/99	\$25,000.00	\$25,000.00	100.00%
		1805	7135 Latrobe Cir , San Diego CA, 92139	Completed	08/11/99	1	1	05/19/99	\$25,000.00	\$25,000.00	100.00%
		1806	2676 Ridge View Dr , San Diego CA, 92105	Completed	06/16/99	1	1	05/19/99	\$23,600.00	\$23,600.00	100.00%
		1807	7718 Woodbine Way , San Diego CA, 92114	Completed	08/11/99	1	1	05/20/99	\$23,800.00	\$23,800.00	100.00%
		1808	3733 Acacia St , San Diego CA, 92113	Completed	08/11/99	1	1	05/20/99	\$17,800.00	\$17,800.00	100.00%
		1809	3293 Caminito Quixote , San Diego CA, 92154	Completed	07/09/99	1	1	05/20/99	\$16,980.00	\$16,980.00	100.00%
		1810	3222 J St , San Diego CA, 92102	Completed	07/09/99	1	1	05/21/99	\$13,200.00	\$13,200.00	100.00%
		1811	3922 Coldwell Ln , San Diego CA, 92154	Completed	08/11/99	1	1	05/26/99	\$25,000.00	\$25,000.00	100.00%
		1813	5242 Logan Ave , San Diego CA, 92114	Completed	08/11/99	1	1	06/07/99	\$25,000.00	\$25,000.00	100.00%
		1814	1530 Monterey Pine Dr Unit D , San Diego CA, 92173	Completed	08/11/99	1	1	06/09/99	\$17,800.00	\$17,800.00	100.00%
		2051	5204 Solola Ave , San Diego CA, 92114	Completed	08/27/99	1	1	07/09/99	\$19,200.00	\$19,200.00	100.00%
		2176	7093 Tuther Way , San Diego CA, 92114	Completed	08/27/99	1	1	07/23/99	\$25,000.00	\$25,000.00	100.00%
		2177	1453 Manzana Way , San Diego CA, 92139	Canceled	07/29/99	0	1	07/29/99	\$0.00	\$0.00	0.00%
		2195	6725 Mezin Way , San Diego CA, 92114	Completed	01/03/00	1	1	10/25/99	\$24,000.00	\$24,000.00	100.00%
		2196	327 Sawtelle Ave , San Diego CA, 92114	Completed	01/03/00	1	1	10/29/99	\$23,700.00	\$23,700.00	100.00%
		2197	2759 54th St , San Diego CA, 92105	Completed	01/03/00	1	1	11/01/99	\$23,000.00	\$23,000.00	100.00%
		2198	1887 Isla Del Campanero , San Diego CA, 92173	Completed	03/17/00	1	1	11/03/99	\$25,000.00	\$25,000.00	100.00%
		2199	4370 60th St , San Diego CA, 92115	Completed	03/17/00	1	1	11/03/99	\$25,000.00	\$25,000.00	100.00%
		2200	609 Beyer Way Unit 304 , San Diego CA, 92154	Completed	01/06/00	1	1	11/04/99	\$22,980.00	\$22,980.00	100.00%
		2201	411 Agua Vista Way , San Diego CA, 92114	Completed	06/14/02	1	1	11/08/99	\$25,000.00	\$25,000.00	100.00%
		2202	8538 Summerdale Rd Apt 110 , San Diego CA, 92126	Completed	01/03/00	1	1	11/08/99	\$22,600.00	\$22,600.00	100.00%



U.S. Department of Housing and Urban Development
 Office of Community Planning and Development
 Integrated Disbursement and Information System
 Status of HOME Activities - Entitlement
 SAN DIEGO, CA

DATE: 09-21-12
 TIME: 11:24
 PAGE: 19

IDIS - PR22

Tenure Type	Activity Type	IDIS Activity	Activity Address	Activity Status	Status Date	Total Units	Home Units	Initial Funding Date	Committed Amount	Drawn Amount	PCT
Homebuyer	ACQUISITION ONLY	2203	3220 C St , San Diego CA, 92102	Completed	01/03/00	1	1	11/10/99	\$21,800.00	\$21,800.00	100.00%
		2207	3073 Chollas Rd , San Diego CA, 92105	Completed	01/03/00	1	1	11/16/99	\$25,000.00	\$25,000.00	100.00%
		2208	1541 Gibson St , San Diego CA, 92114	Completed	01/03/00	1	1	11/16/99	\$23,300.00	\$23,300.00	100.00%
		2209	1552 Oro Vista Rd Unit 295 , San Diego CA, 92154	Completed	01/03/00	1	1	11/16/99	\$21,400.00	\$21,400.00	100.00%
		2210	1071 Madden Ave Apt C , San Diego CA, 92154	Completed	01/03/00	1	1	11/18/99	\$21,380.00	\$21,380.00	100.00%
		2212	4225 Posey Pl , San Diego CA, 92105	Completed	01/03/00	1	1	11/19/99	\$23,000.00	\$23,000.00	100.00%
		2213	7879 Hunthaven Rd , San Diego CA, 92114	Completed	01/03/00	1	1	11/19/99	\$25,000.00	\$25,000.00	100.00%
		2214	2295 Shamrock St , San Diego CA, 92105	Completed	06/14/02	1	1	11/19/99	\$25,000.00	\$25,000.00	100.00%
		2215	333 S 30th St , San Diego CA, 92113	Canceled	06/14/02	0	1	11/19/99	\$0.00	\$0.00	0.00%
		2223	3420 Glade St , San Diego CA, 92115	Completed	06/14/02	1	1	11/29/99	\$25,000.00	\$25,000.00	100.00%
		2224	327 Cates St , San Diego CA, 92114	Completed	01/03/00	1	1	11/29/99	\$23,000.00	\$23,000.00	100.00%
		2225	4961 Dawne St , San Diego CA, 92117	Completed	01/06/00	1	1	11/29/99	\$25,000.00	\$25,000.00	100.00%
		2226	1073 Gai Dr , San Diego CA, 92154	Completed	01/03/00	1	1	11/29/99	\$25,000.00	\$25,000.00	100.00%
		2229	3516 Del Sol Blvd Apt G , San Diego CA, 92154	Completed	01/03/00	1	1	11/30/99	\$11,800.00	\$11,800.00	100.00%
		2230	6944 Skyline Dr , San Diego CA, 92114	Completed	01/03/00	1	1	12/01/99	\$25,000.00	\$25,000.00	100.00%
		2232	10797 San Diego Mission Rd , San Diego CA, 92108	Completed	01/03/00	1	1	12/03/99	\$16,400.00	\$16,400.00	100.00%
		2233	8207 Redcrest Ct , San Diego CA, 92114	Completed	06/14/02	1	1	12/03/99	\$25,000.00	\$25,000.00	100.00%
		2234	6460 Skyline Dr , San Diego CA, 92114	Completed	01/03/00	1	1	12/03/99	\$24,000.00	\$24,000.00	100.00%
		2235	5715 Roanoke St , San Diego CA, 92139	Completed	01/03/00	1	1	12/03/99	\$25,000.00	\$25,000.00	100.00%
		2236	514 Iona Dr , San Diego CA, 92114	Completed	06/14/02	1	1	12/03/99	\$21,980.00	\$21,980.00	100.00%
		2237	4104 Mount Alifan Pl Unit J , San Diego CA, 92111	Completed	01/03/00	1	1	12/03/99	\$20,600.00	\$20,600.00	100.00%
		2238	3430 39th St Unit F , San Diego CA, 92105	Completed	06/14/02	1	1	12/06/99	\$14,700.00	\$14,700.00	100.00%
		2241	3523 Sparling St , San Diego CA, 92115	Completed	01/06/00	1	1	12/07/99	\$25,000.00	\$25,000.00	100.00%
		2242	2887 Calle Salida Del Sol , San Diego CA, 92139	Completed	01/06/00	1	1	12/08/99	\$25,000.00	\$25,000.00	100.00%
		2243	2390 Tocayo Ave Unit 128 , San Diego CA, 92154	Completed	01/06/00	1	1	12/09/99	\$21,200.00	\$21,200.00	100.00%
		2244	4794 Auburn Dr , San Diego CA, 92105	Completed	06/14/02	1	1	12/09/99	\$21,000.00	\$21,000.00	100.00%
		2245	6767 Friars Rd Unit 140 , San Diego CA, 92108	Completed	06/14/02	1	1	12/10/99	\$14,800.00	\$14,800.00	100.00%
		2246	6892 Panamint Row Unit 1 , San Diego CA, 92139	Completed	01/06/00	1	1	12/10/99	\$15,400.00	\$15,400.00	100.00%
		2247	3804 Euclid Ave , San Diego CA, 92105	Canceled	02/08/00	0	1	12/13/99	\$0.00	\$0.00	0.00%
2248	3963 Marine View Ave , San Diego CA, 92113	Canceled	06/14/02	0	1	12/13/99	\$0.00	\$0.00	0.00%		
2249	5215 Wightman St , San Diego CA, 92105	Completed	06/14/02	1	1	12/14/99	\$23,700.00	\$23,700.00	100.00%		



U.S. Department of Housing and Urban Development
 Office of Community Planning and Development
 Integrated Disbursement and Information System
 Status of HOME Activities - Entitlement
 SAN DIEGO, CA

DATE: 09-21-12
 TIME: 11:24
 PAGE: 20

IDIS - PR22

Tenure Type	Activity Type	IDIS Activity	Activity Address	Activity Status	Status Date	Total Units	Home Units	Initial Funding Date	Committed Amount	Drawn Amount	PCT
Homebuyer	ACQUISITION ONLY	2250	5721 Michael St , San Diego CA, 92105	Completed	06/14/02	1	1	12/14/99	\$24,980.00	\$24,980.00	100.00%
		2251	3514 Acacia St , San Diego CA, 92113	Completed	03/22/00	1	1	12/14/99	\$17,100.00	\$17,100.00	100.00%
		2252	10854 Sabre Hill Dr Unit 246 , San Diego CA, 92128	Completed	03/22/00	1	1	12/14/99	\$18,980.00	\$18,980.00	100.00%
		2253	5965 Balmoral Dr , San Diego CA, 92114	Completed	03/22/00	1	1	12/14/99	\$24,540.00	\$24,540.00	100.00%
		2256	3434 Del Sol Blvd Apt H , San Diego CA, 92154	Completed	03/22/00	1	1	12/17/99	\$18,800.00	\$18,800.00	100.00%
		2257	4914 A St , San Diego CA, 92102	Completed	03/22/00	1	1	12/17/99	\$24,000.00	\$24,000.00	100.00%
		2258	428 S 49th St , San Diego CA, 92113	Completed	03/22/00	1	1	12/17/99	\$23,800.00	\$23,800.00	100.00%
		2259	3837 T St , San Diego CA, 92113	Completed	03/22/00	1	1	12/17/99	\$24,400.00	\$24,400.00	100.00%
		2261	2998 Arbodar Rd , San Diego CA, 92154	Completed	03/22/00	1	1	12/17/99	\$25,000.00	\$25,000.00	100.00%
		2262	568 Sears Ave , San Diego CA, 92114	Completed	03/22/00	1	1	12/17/99	\$24,400.00	\$24,400.00	100.00%
		2263	2143 Haller St , San Diego CA, 92104	Completed	03/22/00	1	1	12/17/99	\$25,000.00	\$25,000.00	100.00%
		2264	2669 Pikake St , San Diego CA, 92154	Completed	03/23/00	1	1	12/17/99	\$25,000.00	\$25,000.00	100.00%
		2265	2940 L St , San Diego CA, 92102	Completed	03/23/00	1	1	12/17/99	\$23,980.00	\$23,980.00	100.00%
		2266	2540 Caulfield Dr , San Diego CA, 92154	Completed	03/23/00	1	1	12/17/99	\$25,000.00	\$25,000.00	100.00%
		2267	1841 48th St , San Diego CA, 92102	Completed	03/27/00	1	1	12/17/99	\$25,000.00	\$25,000.00	100.00%
		2268	2596 Hopkins St , San Diego CA, 92139	Completed	03/27/00	1	1	12/20/99	\$25,000.00	\$25,000.00	100.00%
		2269	1544 Village Pine Way , San Diego CA, 92173	Completed	03/27/00	1	1	12/20/99	\$25,000.00	\$25,000.00	100.00%
		2270	6235 Alderley St , San Diego CA, 92114	Completed	03/27/00	1	1	12/22/99	\$25,000.00	\$25,000.00	100.00%
		2271	1672 Oro Vista Rd Unit 225 , San Diego CA, 92154	Completed	03/27/00	1	1	12/22/99	\$21,200.00	\$21,200.00	100.00%
		2272	1545 Terrace Pine Ln Unit B , San Diego CA, 92173	Completed	03/27/00	1	1	12/22/99	\$20,600.00	\$20,600.00	100.00%
		2273	358 Cates St , San Diego CA, 92114	Completed	03/23/00	1	1	12/22/99	\$24,400.00	\$24,400.00	100.00%
		2275	5067 Auburn Dr , San Diego CA, 92105	Completed	03/23/00	1	1	12/23/99	\$23,800.00	\$23,800.00	100.00%
		2277	4861 Collwood Blvd Unit A , San Diego CA, 92115	Completed	03/27/00	1	1	01/04/00	\$19,500.00	\$19,500.00	100.00%
		2281	4331 El Bosque Ct , San Diego CA, 92154	Completed	03/27/00	1	1	01/07/00	\$25,000.00	\$25,000.00	100.00%
		2282	3276 L St , San Diego CA, 92102	Completed	03/27/00	1	1	01/11/00	\$20,600.00	\$20,600.00	100.00%
		2283	4323 48th St , San Diego CA, 92115	Completed	03/27/00	1	1	01/12/00	\$25,000.00	\$25,000.00	100.00%
		2286	5221 Coban St , San Diego CA, 92114	Completed	03/27/00	1	1	01/13/00	\$25,000.00	\$25,000.00	100.00%
		2287	241 Jenna Ct , San Diego CA, 92114	Completed	03/27/00	1	1	01/19/00	\$25,000.00	\$25,000.00	100.00%
		2289	7453 Guthrie Way , San Diego CA, 92114	Completed	03/27/00	1	1	01/21/00	\$24,000.00	\$24,000.00	100.00%
		2290	3135 Caminito Quixote , San Diego CA, 92154	Completed	03/27/00	1	1	01/26/00	\$17,380.00	\$17,380.00	100.00%
2291	745 Coleman Ct , San Diego CA, 92154	Completed	03/27/00	1	1	01/26/00	\$25,000.00	\$25,000.00	100.00%		
2292	6868 Hyde Park Dr Unit B , San Diego CA, 92119	Completed	03/27/00	1	1	01/27/00	\$24,960.00	\$24,960.00	100.00%		



U.S. Department of Housing and Urban Development
 Office of Community Planning and Development
 Integrated Disbursement and Information System
 Status of HOME Activities - Entitlement
 SAN DIEGO, CA

DATE: 09-21-12
 TIME: 11:24
 PAGE: 21

IDIS - PR22

Tenure Type	Activity Type	IDIS Activity	Activity Address	Activity Status	Status Date	Total Units	Home Units	Initial Funding Date	Committed Amount	Drawn Amount	PCT
Homebuyer	ACQUISITION ONLY	2294	605 Beyer Way Unit 104 , San Diego CA, 92154	Completed	03/28/00	1	1	01/27/00	\$22,900.00	\$22,900.00	100.00%
		2295	4579 36th St , San Diego CA, 92116	Completed	03/28/00	1	1	01/28/00	\$25,000.00	\$25,000.00	100.00%
		2296	895 Iona Dr , San Diego CA, 92114	Completed	03/28/00	1	1	01/28/00	\$21,400.00	\$21,400.00	100.00%
		2297	586 60th St , San Diego CA, 92114	Completed	03/28/00	1	1	01/31/00	\$23,580.00	\$23,580.00	100.00%
		2298	1055 Madden Ave Apt B , San Diego CA, 92154	Completed	03/28/00	1	1	02/01/00	\$20,600.00	\$20,600.00	100.00%
		2299	8375 Parkbrook St , San Diego CA, 92114	Completed	03/28/00	1	1	02/01/00	\$25,000.00	\$25,000.00	100.00%
		2302	6372 Wunderlin Ave , San Diego CA, 92114	Completed	03/28/00	1	1	02/03/00	\$24,600.00	\$24,600.00	100.00%
		2303	1124 Thermal Ave , San Diego CA, 92154	Completed	03/28/00	1	1	02/04/00	\$25,000.00	\$25,000.00	100.00%
		2305	4275 41st St , San Diego CA, 92105	Completed	03/28/00	1	1	02/08/00	\$20,500.00	\$20,500.00	100.00%
		2306	6120 Seascape Dr , San Diego CA, 92139	Completed	03/28/00	1	1	02/08/00	\$25,000.00	\$25,000.00	100.00%
		2312	1161 Lauriston Dr , San Diego CA, 92154	Completed	03/28/00	1	1	02/17/00	\$25,000.00	\$25,000.00	100.00%
		2315	1576 Oro Vista Rd Unit 272 , San Diego CA, 92154	Completed	03/28/00	1	1	02/18/00	\$22,600.00	\$22,600.00	100.00%
		2316	5212 Manzanares Way , San Diego CA, 92114	Completed	04/27/00	1	1	02/23/00	\$25,000.00	\$25,000.00	100.00%
		2317	3978 Marine View Ave , San Diego CA, 92113	Completed	03/28/00	1	1	02/23/00	\$25,000.00	\$25,000.00	100.00%
		2318	5684 Caminito Roberto , San Diego CA, 92111	Completed	04/27/00	1	1	02/24/00	\$24,800.00	\$24,800.00	100.00%
		2319	4171 Franklin Ave , San Diego CA, 92113	Completed	03/28/00	1	1	02/24/00	\$24,000.00	\$24,000.00	100.00%
		2320	1364 Saturn Blvd , San Diego CA, 92154	Completed	03/28/00	1	1	02/25/00	\$25,000.00	\$25,000.00	100.00%
		2322	10303 Caminito Aralia Apt 98 , San Diego CA, 92131	Completed	04/27/00	1	1	02/28/00	\$22,200.00	\$22,200.00	100.00%
		2324	857 42nd St , San Diego CA, 92102	Completed	03/28/00	1	1	02/29/00	\$22,000.00	\$22,000.00	100.00%
		2325	8034 Linda Vista Rd Apt 2U , San Diego CA, 92111	Completed	03/28/00	1	1	02/29/00	\$20,400.00	\$20,400.00	100.00%
		2328	609 S 61st St , San Diego CA, 92114	Completed	06/14/02	1	1	03/03/00	\$25,000.00	\$25,000.00	100.00%
		2331	652 Encinitas Ave , San Diego CA, 92114	Completed	06/14/02	1	1	03/10/00	\$25,000.00	\$25,000.00	100.00%
		2333	3753 Menlo Ave , San Diego CA, 92105	Canceled	04/14/00	0	1	03/14/00	\$0.00	\$0.00	0.00%
		2334	3123 Plantel Way , San Diego CA, 92173	Completed	06/14/02	1	1	03/15/00	\$25,000.00	\$25,000.00	100.00%
		2336	881 42nd St , San Diego CA, 92102	Completed	06/14/02	1	1	03/17/00	\$25,000.00	\$25,000.00	100.00%
		2338	436 Southlook Ave , San Diego CA, 92113	Completed	04/27/00	1	1	03/21/00	\$17,580.00	\$17,580.00	100.00%
		2339	2764 Terrace Pine Dr Unit A , San Diego CA, 92173	Completed	04/27/00	1	1	03/21/00	\$18,200.00	\$18,200.00	100.00%
		2340	5835 Uhl St , San Diego CA, 92105	Completed	04/27/00	1	1	03/21/00	\$23,580.00	\$23,580.00	100.00%
		2341	5424 Redwood St , San Diego CA, 92105	Completed	06/26/00	1	1	03/23/00	\$25,000.00	\$25,000.00	100.00%
		2343	1734 49th St , San Diego CA, 92102	Completed	04/27/00	1	1	03/23/00	\$25,000.00	\$25,000.00	100.00%
		2345	755 51st St , San Diego CA, 92114	Completed	06/26/00	1	1	03/27/00	\$23,600.00	\$23,600.00	100.00%
		2346	2025 Earl St , San Diego CA, 92113	Completed	06/26/00	1	1	03/27/00	\$24,600.00	\$24,600.00	100.00%



U.S. Department of Housing and Urban Development
 Office of Community Planning and Development
 Integrated Disbursement and Information System
 Status of HOME Activities - Entitlement
 SAN DIEGO, CA

DATE: 09-21-12
 TIME: 11:24
 PAGE: 22

IDIS - PR22

Tenure Type	Activity Type	IDIS Activity	Activity Address	Activity Status	Status Date	Total Units	Home Units	Initial Funding Date	Committed Amount	Drawn Amount	PCT
Homebuyer	ACQUISITION ONLY	2347	3414 Del Sol Blvd Apt B , San Diego CA, 92154	Completed	06/26/00	1	1	03/28/00	\$12,980.00	\$12,980.00	100.00%
		2348	4795 Solola Ave , San Diego CA, 92113	Completed	06/26/00	1	1	03/28/00	\$25,000.00	\$25,000.00	100.00%
		2349	5510 Santa Margarita St , San Diego CA, 92114	Completed	06/26/00	1	1	03/28/00	\$25,000.00	\$25,000.00	100.00%
		2350	2836 Casey St , San Diego CA, 92139	Completed	04/27/00	1	1	03/30/00	\$16,980.00	\$16,980.00	100.00%
		2351	6940 Lisbon St , San Diego CA, 92114	Completed	06/27/00	1	1	03/30/00	\$23,980.00	\$23,980.00	100.00%
		2352	315 Averil Rd , San Diego CA, 92173	Completed	06/16/00	1	1	03/30/00	\$25,000.00	\$25,000.00	100.00%
		2353	4720 A St , San Diego CA, 92102	Completed	06/26/00	1	1	04/03/00	\$25,000.00	\$25,000.00	100.00%
		2354	2874 Dusk Dr , San Diego CA, 92139	Completed	06/26/00	1	1	04/03/00	\$25,000.00	\$25,000.00	100.00%
		2355	5226 La Paz Dr , San Diego CA, 92114	Completed	06/26/00	1	1	04/04/00	\$25,000.00	\$25,000.00	100.00%
		2357	165 Treewood St , San Diego CA, 92114	Completed	06/26/00	1	1	04/04/00	\$25,000.00	\$25,000.00	100.00%
		2358	1560 Oro Vista Rd Unit 284 , San Diego CA, 92154	Completed	04/26/00	1	1	04/04/00	\$23,400.00	\$23,400.00	100.00%
		2359	3616 Lemona Ave Unit E , San Diego CA, 92105	Completed	04/26/00	1	1	04/05/00	\$16,000.00	\$16,000.00	100.00%
		2360	1373 Tarbox St , San Diego CA, 92114	Completed	06/27/00	1	1	04/06/00	\$25,000.00	\$25,000.00	100.00%
		2361	2142 National Ave , San Diego CA, 92113	Completed	04/26/00	1	1	04/06/00	\$24,000.00	\$24,000.00	100.00%
		2362	4076 38th St , San Diego CA, 92105	Canceled	05/31/00	0	1	04/06/00	\$0.00	\$0.00	0.00%
		2363	4483 F St , San Diego CA, 92102	Completed	06/27/00	1	1	04/07/00	\$24,200.00	\$24,200.00	100.00%
		2364	2414 Gatling Ct , San Diego CA, 92111	Completed	06/27/00	1	1	04/12/00	\$25,000.00	\$25,000.00	100.00%
		2365	3906 Monroe Ave , San Diego CA, 92116	Completed	06/27/00	1	1	04/12/00	\$25,000.00	\$25,000.00	100.00%
		2366	5615 Michael St , San Diego CA, 92105	Completed	06/27/00	1	1	04/12/00	\$25,000.00	\$25,000.00	100.00%
		2368	4060 Via Del Bardo , San Diego CA, 92173	Completed	06/27/00	1	1	04/14/00	\$25,000.00	\$25,000.00	100.00%
		2370	1662 Oro Vista Rd Unit 233 , San Diego CA, 92154	Completed	06/27/00	1	1	04/17/00	\$24,000.00	\$24,000.00	100.00%
		2371	3952 Hemlock St , San Diego CA, 92113	Completed	06/27/00	1	1	04/18/00	\$21,000.00	\$21,000.00	100.00%
		2372	315 S 35th St , San Diego CA, 92113	Completed	06/27/00	1	1	04/20/00	\$25,000.00	\$25,000.00	100.00%
		2375	37 19th St , San Diego CA, 92102	Completed	06/28/00	1	1	04/21/00	\$22,400.00	\$22,400.00	100.00%
		2379	557 Flicker St , San Diego CA, 92114	Completed	06/27/00	1	1	04/24/00	\$25,000.00	\$25,000.00	100.00%
		2382	130 S 28th St , San Diego CA, 92113	Completed	06/27/00	1	1	04/26/00	\$25,000.00	\$25,000.00	100.00%
		2392	7711 Shorewood Dr , San Diego CA, 92114	Completed	06/28/00	1	1	05/08/00	\$25,000.00	\$25,000.00	100.00%
		2396	3034 Village Pine Dr , San Diego CA, 92173	Completed	06/20/02	1	1	05/17/00	\$23,000.00	\$23,000.00	100.00%
		2400	3830 Superba St , San Diego CA, 92113	Completed	08/11/00	1	1	05/17/00	\$23,600.00	\$23,600.00	100.00%
		2401	795 Beyer Way , San Diego CA, 92154	Completed	06/26/00	1	1	06/13/00	\$25,000.00	\$25,000.00	100.00%
		2404	2033 Bluehaven Ct , San Diego CA, 92154	Completed	08/11/00	1	1	05/31/00	\$22,000.00	\$22,000.00	100.00%
		2414	4821 Reno Dr , San Diego CA, 92105	Completed	05/23/02	1	1	06/19/00	\$22,600.00	\$22,600.00	100.00%
		2591	7951 Anza Dr , San Diego CA, 92114	Completed	06/27/01	1	1	12/08/00	\$25,000.00	\$25,000.00	100.00%
		2592	2501 Ridge View Dr , San Diego CA, 92105	Completed	06/28/01	1	1	12/11/00	\$25,000.00	\$25,000.00	100.00%



U.S. Department of Housing and Urban Development
 Office of Community Planning and Development
 Integrated Disbursement and Information System
 Status of HOME Activities - Entitlement
 SAN DIEGO, CA

DATE: 09-21-12
 TIME: 11:24
 PAGE: 23

IDIS - PR22

Tenure Type	Activity Type	IDIS Activity	Activity Address	Activity Status	Status Date	Total Units	Home Units	Initial Funding Date	Committed Amount	Drawn Amount	PCT
Homebuyer	ACQUISITION ONLY	2593	4262 Wilson Ave Unit 3 , San Diego CA, 92104	Completed	06/28/01	1	1	12/11/00	\$16,380.00	\$16,380.00	100.00%
		2595	4404 Bond St Unit E , San Diego CA, 92109	Completed	06/28/01	1	1	12/15/00	\$19,977.00	\$19,977.00	100.00%
		2596	4664 Orange Ave , San Diego CA, 92115	Completed	06/29/01	1	1	12/15/00	\$25,000.00	\$25,000.00	100.00%
		2600	3117 Menlo Ave , San Diego CA, 92105	Completed	06/29/01	1	1	01/19/01	\$25,000.00	\$25,000.00	100.00%
		2601	873 Glencoe Dr , San Diego CA, 92114	Completed	06/27/01	1	1	01/19/01	\$25,000.00	\$25,000.00	100.00%
		2603	2205 Calle Tortuosa , San Diego CA, 92139	Completed	06/29/01	1	1	01/26/01	\$25,000.00	\$25,000.00	100.00%
		2604	6856 Quebec Ct Unit 2 , San Diego CA, 92139	Completed	06/29/01	1	1	01/26/01	\$22,700.00	\$22,700.00	100.00%
		2605	13020 Wimberly Sq Unit 17 , San Diego CA, 92128	Completed	06/29/01	1	1	01/29/01	\$23,400.00	\$23,400.00	100.00%
		2618	7230 TOOMA ST #246 , SAN DIEGO CA, 92139	Completed	06/27/01	1	1	02/07/01	\$22,000.00	\$22,000.00	100.00%
		2634	9829 Caminito Marlock Apt 34 , San Diego CA, 92131	Completed	06/27/01	1	1	02/15/01	\$21,700.00	\$21,700.00	100.00%
		2640	3711 39TH STREET , SAN DIEGO CA, 92105	Completed	06/27/01	1	1	02/22/01	\$25,000.00	\$25,000.00	100.00%
		2642	2226 Ingrid Ave , San Diego CA, 92154	Completed	06/27/01	1	1	02/28/01	\$25,000.00	\$25,000.00	100.00%
		2643	443 Sunnyside Ave , San Diego CA, 92114	Completed	06/27/01	1	1	03/07/01	\$25,000.00	\$25,000.00	100.00%
		2644	3254 McLarens Ln , San Diego CA, 92102	Completed	06/27/01	1	1	03/07/01	\$25,000.00	\$25,000.00	100.00%
		2647	2165 Bluehaven Ct , San Diego CA, 92154	Completed	07/31/02	1	1	03/21/01	\$25,000.00	\$25,000.00	100.00%
		2650	887 W San Ysidro Blvd Unit 8 , San Diego CA, 92173	Completed	06/27/01	1	1	04/02/01	\$18,300.00	\$18,300.00	100.00%
		2651	4240 Los Pinos Ave , San Diego CA, 92113	Completed	06/29/01	1	1	04/02/01	\$22,900.00	\$22,900.00	100.00%
		2662	10460 Westchester Ave , San Diego CA, 92126	Completed	06/29/01	1	1	04/26/01	\$25,000.00	\$25,000.00	100.00%
		2665	5700 Bates St , San Diego CA, 92115	Completed	06/29/01	1	1	05/07/01	\$19,800.00	\$19,800.00	100.00%
		2677	3512 Webster Ave , San Diego CA, 92113	Completed	06/29/01	1	1	05/21/01	\$25,000.00	\$25,000.00	100.00%
		2678	4169 Polk Ave , San Diego CA, 92105	Completed	06/29/01	1	1	05/23/01	\$25,000.00	\$25,000.00	100.00%
		2679	6812 Quebec Ct Unit 3 , San Diego CA, 92139	Completed	06/29/01	1	1	05/23/01	\$25,000.00	\$25,000.00	100.00%
		2680	5770 Calle Felicidad , San Diego CA, 92139	Completed	06/29/01	1	1	05/24/01	\$25,000.00	\$25,000.00	100.00%
		2681	1531 Clanton Pl , San Diego CA, 92154	Completed	08/13/02	1	1	05/24/01	\$25,000.00	\$25,000.00	100.00%
		2683	1356 W San Ysidro Blvd Unit D , San Diego CA, 92173	Completed	11/19/02	1	1	05/25/01	\$22,300.00	\$22,300.00	100.00%
		2684	6788 Madrone Ave , San Diego CA, 92114	Completed	06/29/01	1	1	05/29/01	\$25,000.00	\$25,000.00	100.00%
		2685	4065 Byrd St , San Diego CA, 92154	Completed	08/13/02	1	1	05/29/01	\$25,000.00	\$25,000.00	100.00%
		2686	7817 Shorewood Dr , San Diego CA, 92114	Completed	08/13/02	1	1	05/31/01	\$25,000.00	\$25,000.00	100.00%
		2689	3607 51st St , San Diego CA, 92105	Completed	05/23/02	1	1	06/07/01	\$22,400.00	\$22,400.00	100.00%
		2690	3673 Cactusview Dr , San Diego CA, 92105	Completed	08/13/02	1	1	06/15/01	\$25,000.00	\$25,000.00	100.00%



U.S. Department of Housing and Urban Development
 Office of Community Planning and Development
 Integrated Disbursement and Information System
 Status of HOME Activities - Entitlement
 SAN DIEGO, CA

DATE: 09-21-12
 TIME: 11:24
 PAGE: 24

IDIS - PR22

Tenure Type	Activity Type	IDIS Activity	Activity Address	Activity Status	Status Date	Total Units	Home Units	Initial Funding Date	Committed Amount	Drawn Amount	PCT
Homebuyer	ACQUISITION ONLY	2693	6824 Quebec Ct Unit 4 , San Diego CA, 92139	Completed	08/13/02	1	1	06/21/01	\$25,000.00	\$25,000.00	100.00%
		2694	5842 Potomac St , San Diego CA, 92139	Completed	08/13/02	1	1	06/26/01	\$25,000.00	\$25,000.00	100.00%
		2696	3993 Arey Dr , San Diego CA, 92154	Completed	05/23/02	1	1	06/29/01	\$25,000.00	\$25,000.00	100.00%
		2697	1791 Dahlia Ave , San Diego CA, 92154	Completed	11/14/02	1	1	07/03/01	\$43,800.00	\$43,800.00	100.00%
		2700	6220 Anvil Lake Ave , San Diego CA, 92119	Completed	05/28/02	1	1	07/10/01	\$25,000.00	\$25,000.00	100.00%
		2702	777 Beyer Way , San Diego CA, 92154	Completed	05/28/02	1	1	07/11/01	\$25,000.00	\$25,000.00	100.00%
		2703	810 S 30th St , San Diego CA, 92113	Completed	05/28/02	1	1	07/12/01	\$25,000.00	\$25,000.00	100.00%
		2742	7832 Gribble St , San Diego CA, 92114	Canceled	08/15/01	0	1	07/19/01	\$0.00	\$0.00	0.00%
		2743	4449 Hilltop Dr , San Diego CA, 92102	Completed	05/28/02	1	1	07/19/01	\$25,000.00	\$25,000.00	100.00%
		2746	5304 Chollas Pkwy , San Diego CA, 92105	Completed	05/28/02	1	1	07/26/01	\$40,000.00	\$40,000.00	100.00%
		2749	6272 Childs Ave , San Diego CA, 92139	Completed	05/28/02	1	1	07/31/01	\$40,000.00	\$40,000.00	100.00%
		2750	707 68th St , San Diego CA, 92114	Completed	05/28/02	1	1	07/31/01	\$30,000.00	\$30,000.00	100.00%
		2755	3156 Island Ave , San Diego CA, 92102	Completed	05/29/02	1	1	08/09/01	\$40,000.00	\$40,000.00	100.00%
		2756	3975 F St , San Diego CA, 92102	Completed	05/29/02	1	1	08/09/01	\$44,900.00	\$44,900.00	100.00%
		2757	1681 Pentecost Way Unit 4 , San Diego CA, 92105	Completed	05/29/02	1	1	08/10/01	\$22,750.00	\$22,750.00	100.00%
		2758	3892 Via De La Bandola , San Diego CA, 92173	Completed	05/29/02	1	1	08/10/01	\$40,000.00	\$40,000.00	100.00%
		2763	10845 Camino Ruiz Unit 70 , San Diego CA, 92126	Completed	05/29/02	1	1	08/16/01	\$28,750.00	\$28,750.00	100.00%
		2765	4927 Polk Ave , San Diego CA, 92105	Completed	05/29/02	1	1	08/17/01	\$37,350.00	\$37,350.00	100.00%
		2774	3969 T St , San Diego CA, 92113	Completed	05/29/02	1	1	08/21/01	\$36,750.00	\$36,750.00	100.00%
		2787	6510 Omega Dr , San Diego CA, 92139	Completed	05/29/02	1	1	08/27/01	\$31,250.00	\$31,250.00	100.00%
		2796	1617 Pentecost Way Unit 2 , San Diego CA, 92105	Completed	05/29/02	1	1	08/28/01	\$23,000.00	\$23,000.00	100.00%
		2812	4671 Hamilton St Unit 7 , San Diego CA, 92116	Completed	05/30/02	1	1	08/29/01	\$35,700.00	\$35,700.00	100.00%
		2813	1641 Pentecost Way Unit 10 , San Diego CA, 92105	Completed	05/30/02	1	1	09/04/01	\$19,125.00	\$19,125.00	100.00%
		2816	1607 Pentecost Way Unit 4 , San Diego CA, 92105	Completed	05/30/02	1	1	09/13/01	\$23,000.00	\$23,000.00	100.00%
		2826	7031 Appian Dr , San Diego CA, 92139	Completed	05/29/02	1	1	09/18/01	\$40,000.00	\$40,000.00	100.00%
		2834	1611 Pentecost Way , San Diego CA, 92105	Completed	05/30/02	1	1	09/18/01	\$23,000.00	\$23,000.00	100.00%
		2842	561 Billow Dr , San Diego CA, 92114	Completed	05/29/02	1	1	09/21/01	\$40,000.00	\$40,000.00	100.00%
		2843	2243 Irving Ave , San Diego CA, 92113	Completed	05/30/02	1	1	09/21/01	\$40,000.00	\$40,000.00	100.00%
		2844	1637 Pentecost Way Unit 2 , San Diego CA, 92105	Completed	06/20/02	1	1	09/28/01	\$24,250.00	\$24,250.00	100.00%
		2845	2915 Village Pine Dr Unit A , San Diego CA, 92173	Completed	06/20/02	1	1	09/28/01	\$40,000.00	\$40,000.00	100.00%
		2849	7555 Jamacha Rd , San Diego CA, 92114	Completed	06/20/02	1	1	10/04/01	\$38,750.00	\$38,750.00	100.00%



U.S. Department of Housing and Urban Development
 Office of Community Planning and Development
 Integrated Disbursement and Information System
 Status of HOME Activities - Entitlement
 SAN DIEGO, CA

DATE: 09-21-12
 TIME: 11:24
 PAGE: 25

IDIS - PR22

Tenure Type	Activity Type	IDIS Activity	Activity Address	Activity Status	Status Date	Total Units	Home Units	Initial Funding Date	Committed Amount	Drawn Amount	PCT
Homebuyer	ACQUISITION ONLY	2850	803 Elizabeth St , San Diego CA, 92113	Completed	06/20/02	1	1	10/04/01	\$40,000.00	\$40,000.00	100.00%
		2851	5657 Santa Margarita , San Diego CA, 92114	Completed	06/20/02	1	1	10/05/01	\$40,000.00	\$40,000.00	100.00%
		2853	624 S 46th St , San Diego CA, 92113	Completed	06/20/02	1	1	10/08/01	\$40,000.00	\$40,000.00	100.00%
		2854	4574 Imperial Ave , San Diego CA, 92113	Completed	05/30/02	1	1	10/10/01	\$38,750.00	\$38,750.00	100.00%
		2855	1647 Pentecost Way Unit 12 , San Diego CA, 92105	Completed	05/30/02	1	1	10/10/01	\$18,750.00	\$18,750.00	100.00%
		2856	5405 Churchward St , San Diego CA, 92114	Completed	06/20/02	1	1	10/10/01	\$37,750.00	\$37,750.00	100.00%
		2857	1970 Avenida De La Cruz , San Diego CA, 92173	Completed	05/30/02	1	1	10/11/01	\$40,000.00	\$40,000.00	100.00%
		2858	4430 Cherokee Ave , San Diego CA, 92116	Completed	05/30/02	1	1	10/17/01	\$40,000.00	\$40,000.00	100.00%
		2859	6260 Streamview Dr , San Diego CA, 92115	Completed	05/30/02	1	1	10/18/01	\$40,000.00	\$40,000.00	100.00%
		2860	5519 Grape St , San Diego CA, 92105	Completed	06/03/02	1	1	10/19/01	\$40,000.00	\$40,000.00	100.00%
		2861	2668 Newton Ave , San Diego CA, 92113	Completed	06/04/02	1	1	10/22/01	\$40,000.00	\$40,000.00	100.00%
		2862	6890 Quebec Ct Unit 2 , San Diego CA, 92139	Completed	06/04/02	1	1	10/23/01	\$36,250.00	\$36,250.00	100.00%
		2863	7345 Jamacha Rd , San Diego CA, 92114	Completed	06/04/02	1	1	10/23/01	\$40,000.00	\$40,000.00	100.00%
		2869	5865 Reo Ter , San Diego CA, 92139	Completed	06/03/02	1	1	10/26/01	\$40,000.00	\$40,000.00	100.00%
		2875	6710 University Ave , San Diego CA, 92115	Completed	06/04/02	1	1	10/30/01	\$17,500.00	\$17,500.00	100.00%
		2878	818B Hollister St , San Diego CA, 92154	Completed	06/04/02	1	1	11/02/01	\$40,000.00	\$40,000.00	100.00%
		2879	1711 Via Encantadoras , San Diego CA, 92173	Completed	06/05/02	1	1	11/05/01	\$40,000.00	\$40,000.00	100.00%
		2886	1576 Smythe Ave , San Diego CA, 92173	Completed	06/03/02	1	1	11/06/01	\$40,000.00	\$40,000.00	100.00%
		2888	2412 Adirondack Row Unit 1 , San Diego CA, 92139	Completed	06/20/02	1	1	11/07/01	\$34,250.00	\$34,250.00	100.00%
		2901	1021 Stewart Ct , San Diego CA, 92113	Completed	06/18/02	1	1	11/26/01	\$37,500.00	\$37,500.00	100.00%
		2904	2742 47th St , San Diego CA, 92105	Completed	06/18/02	1	1	11/27/01	\$31,250.00	\$31,250.00	100.00%
		2906	1356 Privado Pl , San Diego CA, 92113	Completed	06/11/02	1	1	11/29/01	\$40,000.00	\$40,000.00	100.00%
		2907	430 Sears Ave , San Diego CA, 92114	Completed	06/06/02	1	1	11/30/01	\$40,000.00	\$40,000.00	100.00%
		2927	4259 Cherokee Ave , San Diego CA, 92104	Completed	06/06/02	1	1	12/04/01	\$40,000.00	\$40,000.00	100.00%
		2959	3550 Ruffin Rd Unit 248 , San Diego CA, 92123	Completed	06/03/02	1	1	12/05/01	\$40,000.00	\$40,000.00	100.00%
		2960	3530 Clavelita St , San Diego CA, 92154	Completed	06/06/02	1	1	12/05/01	\$40,000.00	\$40,000.00	100.00%
		2961	3716 Clavelita St , San Diego CA, 92154	Completed	06/06/02	1	1	12/07/01	\$40,000.00	\$40,000.00	100.00%
		2962	5952 Schuyler St , San Diego CA, 92139	Completed	06/06/02	1	1	12/10/01	\$40,000.00	\$40,000.00	100.00%
		2966	3634 Chamoune Ave , San Diego CA, 92105	Completed	06/03/02	1	1	12/13/01	\$40,000.00	\$40,000.00	100.00%
		2967	422 Billow Dr , San Diego CA, 92114	Completed	06/03/02	1	1	12/13/01	\$40,000.00	\$40,000.00	100.00%
2968	7192 Brookhaven Rd , San Diego CA, 92114	Completed	06/06/02	1	1	12/13/01	\$40,000.00	\$40,000.00	100.00%		
2969	7888 Blackpool Rd , San Diego CA, 92114	Canceled	01/08/02	0	1	12/14/01	\$0.00	\$0.00	0.00%		



U.S. Department of Housing and Urban Development
 Office of Community Planning and Development
 Integrated Disbursement and Information System
 Status of HOME Activities - Entitlement
 SAN DIEGO, CA

DATE: 09-21-12
 TIME: 11:24
 PAGE: 26

IDIS - PR22

Tenure Type	Activity Type	IDIS Activity	Activity Address	Activity Status	Status Date	Total Units	Home Units	Initial Funding Date	Committed Amount	Drawn Amount	PCT
Homebuyer	ACQUISITION ONLY	2970	5451 McGann Dr , San Diego CA, 92105	Completed	06/06/02	1	1	12/14/01	\$40,000.00	\$40,000.00	100.00%
		2972	3126 Caminito Quixote , San Diego CA, 92154	Completed	06/06/02	1	1	12/14/01	\$35,500.00	\$35,500.00	100.00%
		2973	3634 Highland Ave , San Diego CA, 92105	Completed	07/22/02	1	1	12/18/01	\$40,000.00	\$40,000.00	100.00%
		2974	3675 44th St , San Diego CA, 92105	Completed	06/06/02	1	1	12/18/01	\$40,000.00	\$40,000.00	100.00%
		2976	4156 Broadway , San Diego CA, 92102	Completed	06/06/02	1	1	12/18/01	\$40,000.00	\$40,000.00	100.00%
		2980	575 Flicker St , San Diego CA, 92114	Completed	06/06/02	1	1	12/20/01	\$30,750.00	\$30,750.00	100.00%
		2981	339 Langley St , San Diego CA, 92102	Completed	06/06/02	1	1	12/20/01	\$45,000.00	\$45,000.00	100.00%
		2983	6260 Potomac St , San Diego CA, 92139	Completed	06/06/02	1	1	01/03/02	\$13,559.00	\$13,559.00	100.00%
		3010	7888 Blackpool Rd , San Diego CA, 92114	Completed	06/06/02	1	1	01/08/02	\$28,261.00	\$28,261.00	100.00%
		3034	610 Sears Ave , San Diego CA, 92114	Completed	06/06/02	1	1	01/14/02	\$40,000.00	\$40,000.00	100.00%
		3048	2364 Tocayo Ave Unit 94 , San Diego CA, 92154	Completed	06/06/02	1	1	01/29/02	\$5,691.00	\$5,691.00	100.00%
		3285	4444 W Point Loma Blvd Unit 120 , San Diego CA, 92107	Completed	03/19/03	1	1	10/21/02	\$40,000.00	\$40,000.00	100.00%
		3287	4120 Polk Ave , San Diego CA, 92105	Completed	12/19/02	1	1	10/28/02	\$40,000.00	\$40,000.00	100.00%
		3300	3250 Ashford St Unit J , San Diego CA, 92111	Completed	12/19/02	1	1	12/06/02	\$38,750.00	\$38,750.00	100.00%
		3304	2610 46th St , San Diego CA, 92105	Completed	03/19/03	1	1	12/13/02	\$40,000.00	\$40,000.00	100.00%
		3305	4045 Menlo Ave , San Diego CA, 92105	Completed	03/19/03	1	1	12/17/02	\$40,000.00	\$40,000.00	100.00%
		3306	2003 Dairy Mart Rd Unit 8 , San Diego CA, 92173	Completed	03/19/03	1	1	12/18/02	\$40,000.00	\$40,000.00	100.00%
		3308	1065 PENTECOST WAY #8 , SAN DIEGO CA, 92105	Completed	03/07/03	1	1	01/09/03	\$33,500.00	\$33,500.00	100.00%
		3309	1214 Dawnell Dr , San Diego CA, 92154	Completed	03/07/03	1	1	01/10/03	\$70,000.00	\$70,000.00	100.00%
		3310	4336 Boundary St , San Diego CA, 92104	Completed	03/07/03	1	1	01/10/03	\$40,000.00	\$40,000.00	100.00%
		3312	1057 Gai Dr , San Diego CA, 92154	Completed	03/07/03	1	1	01/14/03	\$66,250.00	\$66,250.00	100.00%
		3313	5750 Midwick St , San Diego CA, 92139	Completed	03/07/03	1	1	01/14/03	\$40,000.00	\$40,000.00	100.00%
		3315	225 50th St , San Diego CA, 92102	Completed	03/07/03	1	1	01/16/03	\$42,500.00	\$42,500.00	100.00%
		3317	1074 Gai Dr , San Diego CA, 92154	Completed	03/07/03	1	1	01/22/03	\$70,000.00	\$70,000.00	100.00%
		3318	1540 Monterey Pine Dr Unit D , San Diego CA, 92173	Completed	03/07/03	1	1	01/23/03	\$40,000.00	\$40,000.00	100.00%
		3319	3143 Caminito Quixote , San Diego CA, 92154	Completed	03/07/03	1	1	01/24/03	\$43,750.00	\$43,750.00	100.00%
		3320	4591 Borner St , San Diego CA, 92102	Completed	03/07/03	1	1	01/24/03	\$63,750.00	\$63,750.00	100.00%
		3324	4449 Menlo Ave , San Diego CA, 92115	Completed	03/07/03	1	1	01/29/03	\$32,500.00	\$32,500.00	100.00%
		3327	3081 Camino Aleta , San Diego CA, 92154	Completed	03/07/03	1	1	02/03/03	\$63,750.00	\$63,750.00	100.00%
		3334	3831 Via De La Bandola , San Diego CA, 92173	Completed	04/11/03	1	1	02/14/03	\$67,700.00	\$67,700.00	100.00%
		3335	4295 48th St , San Diego CA, 92115	Completed	04/11/03	1	1	02/18/03	\$27,140.00	\$27,140.00	100.00%
		3336	3655 Roselawn Ave , San Diego CA, 92105	Completed	04/11/03	1	1	02/20/03	\$55,500.00	\$55,500.00	100.00%



U.S. Department of Housing and Urban Development
 Office of Community Planning and Development
 Integrated Disbursement and Information System
 Status of HOME Activities - Entitlement
 SAN DIEGO, CA

DATE: 09-21-12
 TIME: 11:24
 PAGE: 27

IDIS - PR22

Tenure Type	Activity Type	IDIS Activity	Activity Address	Activity Status	Status Date	Total Units	Home Units	Initial Funding Date	Committed Amount	Drawn Amount	PCT
Homebuyer	ACQUISITION ONLY	3337	615 Beyer Way Unit 602 , San Diego CA, 92154	Completed	04/11/03	1	1	02/20/03	\$62,450.00	\$62,450.00	100.00%
		3338	225 50th St Apt 1 , San Diego CA, 92102	Completed	05/02/03	1	1	02/21/03	\$42,500.00	\$42,500.00	100.00%
		3339	4675 Wightman St , San Diego CA, 92105	Completed	04/11/03	1	1	02/24/03	\$67,500.00	\$67,500.00	100.00%
		3356	5227 Reynolds St , San Diego CA, 92114	Completed	05/12/03	1	1	03/11/03	\$61,000.00	\$61,000.00	100.00%
		3400	2101 Clematis St , San Diego CA, 92105	Completed	06/24/03	1	1	05/05/03	\$68,250.00	\$68,250.00	100.00%
		3406	8650 New Salem St Unit 26 , San Diego CA, 92126	Completed	06/24/03	1	1	05/21/03	\$31,310.00	\$31,310.00	100.00%
		3595	3259 Bramson Pl Unit 201 , San Diego CA, 92104	Completed	12/08/03	1	1	10/14/03	\$61,375.00	\$61,375.00	100.00%
		3599	2059 Bluehaven Ct , San Diego CA, 92154	Completed	01/21/04	1	1	10/29/03	\$56,250.00	\$56,250.00	100.00%
		3603	3050 Rue Dorleans Unit 337 , San Diego CA, 92110	Completed	12/08/03	1	1	11/04/03	\$48,625.00	\$48,625.00	100.00%
		3615	3270 Ashford St , San Diego CA, 92111	Completed	01/21/04	1	1	12/03/03	\$32,500.00	\$32,500.00	100.00%
		3683	5226 Caminito Mindy , San Diego CA, 92105	Completed	06/30/04	1	1	06/18/04	\$62,500.00	\$62,500.00	100.00%
		3791	1853 Bluehaven Ct , San Diego CA, 92154	Completed	10/08/04	1	1	07/06/04	\$72,500.00	\$72,500.00	100.00%
		4001	3530 Arey Dr Apt 14 , San Diego CA, 92154	Completed	10/08/04	1	1	09/03/04	\$71,250.00	\$71,250.00	100.00%
		4003	7715 Hunthaven Rd , San Diego CA, 92114	Completed	10/08/04	1	1	09/03/04	\$93,750.00	\$93,750.00	100.00%
		4028	10333 Azuaga St Unit 239 , San Diego CA, 92129	Completed	11/18/04	1	1	10/29/04	\$82,750.00	\$82,750.00	100.00%
		4047	745 Ashmore Ln , San Diego CA, 92114	Completed	01/06/05	1	1	12/14/04	\$93,750.00	\$93,750.00	100.00%
		4372	6892 Panamint Row Unit 2 , San Diego CA, 92139	Canceled	11/10/05	0	0	10/17/05	\$0.00	\$0.00	0.00%
		4377	6330 Genesee Ave Unit 202 , San Diego CA, 92122	Canceled	11/18/05	0	0	10/31/05	\$0.00	\$0.00	0.00%
		4382	6426 Garber Ave , San Diego CA, 92139	Canceled	11/18/05	0	0	11/02/05	\$0.00	\$0.00	0.00%
		4384	3661 43rd St Unit 2 , San Diego CA, 92105	Canceled	11/18/05	0	0	11/10/05	\$0.00	\$0.00	0.00%
		4388	5605 Vale Way , San Diego CA, 92115	Completed	02/07/06	1	1	11/18/05	\$15,000.00	\$15,000.00	100.00%
		4389	6330 Genesee Ave Unit 202 , San Diego CA, 92122	Completed	08/06/07	1	1	11/18/05	\$12,600.00	\$12,600.00	100.00%
		4390	3661 43rd St Unit 2 , San Diego CA, 92105	Completed	08/06/07	1	1	11/18/05	\$13,020.00	\$13,020.00	100.00%
		4391	6426 Garber Ave , San Diego CA, 92139	Completed	08/06/07	1	1	11/18/05	\$15,000.00	\$15,000.00	100.00%
		4392	2388 Ritva Pl Unit 1 , San Diego CA, 92139	Completed	02/03/06	1	1	11/18/05	\$15,000.00	\$15,000.00	100.00%
		4399	13047 Cadencia Pl , San Diego CA, 92130	Completed	02/03/06	1	1	12/16/05	\$6,451.00	\$6,451.00	100.00%
		4400	6111 Calera Pl , San Diego CA, 92130	Completed	02/03/06	1	1	12/16/05	\$6,011.00	\$6,011.00	100.00%
		4401	13005 Wimberly Sq Unit 160 , San Diego CA, 92128	Completed	02/03/06	1	1	12/16/05	\$15,000.00	\$15,000.00	100.00%
		4403	13061 Cadencia Pl , San Diego CA, 92130	Completed	02/03/06	1	1	12/21/05	\$6,011.00	\$6,011.00	100.00%
		4404	13045 Cadencia Pl , San Diego CA, 92130	Completed	02/08/06	1	1	12/21/05	\$6,950.00	\$6,950.00	100.00%
4405	13031 Cadencia Pl , San Diego CA, 92130	Completed	01/31/06	1	1	12/22/05	\$6,011.00	\$6,011.00	100.00%		



U.S. Department of Housing and Urban Development
 Office of Community Planning and Development
 Integrated Disbursement and Information System
 Status of HOME Activities - Entitlement
 SAN DIEGO, CA

DATE: 09-21-12
 TIME: 11:24
 PAGE: 28

IDIS - PR22

Tenure Type	Activity Type	IDIS Activity	Activity Address	Activity Status	Status Date	Total Units	Home Units	Initial Funding Date	Committed Amount	Drawn Amount	PCT
Homebuyer	ACQUISITION ONLY	4406	13054 Cadencia Pl , San Diego CA, 92130	Completed	01/31/06	1	1	12/22/05	\$6,950.00	\$6,950.00	100.00%
		4410	2224 River Run Dr Unit 152 , San Diego CA, 92108	Completed	03/30/06	1	1	01/26/06	\$15,000.00	\$15,000.00	100.00%
		4411	9499 SCRIPPS WESTVIEW WAY #237 , SAN DIEGO CA, 92131	Completed	03/30/06	1	1	01/26/06	\$15,000.00	\$15,000.00	100.00%
		4412	13054 Lamia Pt , San Diego CA, 92130	Completed	03/30/06	1	1	01/30/06	\$6,950.00	\$6,950.00	100.00%
		4417	6135 Verda Ln , San Diego CA, 92130	Completed	03/30/06	1	1	02/02/06	\$6,000.00	\$6,000.00	100.00%
		4418	13034 Lamia Pt , San Diego CA, 92130	Completed	03/30/06	1	1	02/02/06	\$4,670.00	\$4,670.00	100.00%
		4419	13043 Cadencia Pl , San Diego CA, 92130	Completed	03/30/06	1	1	02/03/06	\$6,011.00	\$6,011.00	100.00%
		4422	13032 Lamia Pt , San Diego CA, 92130	Completed	06/08/06	1	1	02/15/06	\$6,011.00	\$6,011.00	100.00%
		4428	6157 Verda Ln , San Diego CA, 92130	Completed	06/08/06	1	1	03/02/06	\$6,950.00	\$6,950.00	100.00%
		4429	6167 Verda Ln , San Diego CA, 92130	Completed	06/08/06	1	1	03/03/06	\$6,950.00	\$6,950.00	100.00%
		4430	10805 Camino Ruiz Unit 39 , San Diego CA, 92126	Completed	06/08/06	1	1	03/09/06	\$15,000.00	\$15,000.00	100.00%
		4432	13052 Lamia Pt , San Diego CA, 92130	Completed	05/24/06	1	1	03/14/06	\$6,950.00	\$6,950.00	100.00%
		4434	13053 Lamia Pt , San Diego CA, 92130	Completed	06/07/06	1	1	03/20/06	\$4,713.00	\$4,713.00	100.00%
		4435	6155 Verda Ln , San Diego CA, 92130	Completed	06/07/06	1	1	03/20/06	\$6,950.00	\$6,950.00	100.00%
		4436	4300 Newton Ave Unit 24 , San Diego CA, 92113	Completed	06/07/06	1	1	03/20/06	\$13,745.00	\$13,745.00	100.00%
		4437	4300 Newton Ave Unit 52 , San Diego CA, 92113	Completed	06/07/06	1	1	03/21/06	\$9,732.00	\$9,732.00	100.00%
		4438	6137 Verda Ln , San Diego CA, 92130	Completed	06/07/06	1	1	03/21/06	\$6,950.00	\$6,950.00	100.00%
		4439	13059 Cadencia Pl , San Diego CA, 92130	Completed	06/07/06	1	1	03/22/06	\$6,011.00	\$6,011.00	100.00%
		4440	13038 Lamia Pt , San Diego CA, 92130	Completed	07/24/06	1	1	03/22/06	\$6,011.00	\$6,011.00	100.00%
		4441	6151 Verda Ln , San Diego CA, 92130	Completed	06/07/06	1	1	03/24/06	\$2,500.00	\$2,500.00	100.00%
		4442	6197 Verda Ln , San Diego CA, 92130	Completed	06/07/06	1	1	03/24/06	\$2,500.00	\$2,500.00	100.00%
		4443	6163 Verda Ln , San Diego CA, 92130	Completed	06/07/06	1	1	03/28/06	\$6,011.00	\$6,011.00	100.00%
		4444	6165 Verda Ln , San Diego CA, 92130	Completed	06/07/06	1	1	03/28/06	\$4,518.00	\$4,518.00	100.00%
		4445	6153 Verda Ln , San Diego CA, 92130	Completed	06/07/06	1	1	03/28/06	\$6,011.00	\$6,011.00	100.00%
		4458	6143 Verda Ln , San Diego CA, 92130	Completed	06/08/06	1	1	04/11/06	\$6,011.00	\$6,011.00	100.00%
		4460	13052 Alora Pt , San Diego CA, 92130	Completed	06/08/06	1	1	04/18/06	\$6,011.00	\$6,011.00	100.00%
		4461	6110 Alida Row , San Diego CA, 92130	Completed	06/08/06	1	1	04/18/06	\$5,800.00	\$5,800.00	100.00%
		4462	13051 Lamia Pt , San Diego CA, 92130	Completed	06/08/06	1	1	04/18/06	\$6,011.00	\$6,011.00	100.00%
		4467	13054 Jicama Ter , San Diego CA, 92130	Completed	06/09/06	1	1	04/25/06	\$6,011.00	\$6,011.00	100.00%
		4468	13056 Lamia Pt , San Diego CA, 92130	Completed	06/09/06	1	1	04/25/06	\$6,011.00	\$6,011.00	100.00%
4469	6183 Verda Ln , San Diego CA, 92130	Completed	06/09/06	1	1	04/25/06	\$6,011.00	\$6,011.00	100.00%		
4470	13049 Alora Pt , San Diego CA, 92130	Completed	06/09/06	1	1	04/25/06	\$6,011.00	\$6,011.00	100.00%		
4471	6171 Verda Ln , San Diego CA, 92130	Completed	06/09/06	1	1	04/27/06	\$3,343.00	\$3,343.00	100.00%		
4473	13052 Jicama Ter , San Diego CA, 92130	Completed	06/09/06	1	1	05/02/06	\$6,011.00	\$6,011.00	100.00%		
4474	6145 Verda Ln , San Diego CA, 92130	Completed	06/09/06	1	1	05/02/06	\$6,951.00	\$6,951.00	100.00%		



U.S. Department of Housing and Urban Development
 Office of Community Planning and Development
 Integrated Disbursement and Information System
 Status of HOME Activities - Entitlement
 SAN DIEGO, CA

DATE: 09-21-12
 TIME: 11:24
 PAGE: 29

IDIS - PR22

Tenure Type	Activity Type	IDIS Activity	Activity Address	Activity Status	Status Date	Total Units	Home Units	Initial Funding Date	Committed Amount	Drawn Amount	PCT
Homebuyer	ACQUISITION ONLY	4477	7938 Shorewood Dr , San Diego CA, 92114	Completed	06/15/06	1	1	05/05/06	\$15,000.00	\$15,000.00	100.00%
		4478	7938 Shorewood Dr , San Diego CA, 92114	Completed	06/16/06	1	1	05/05/06	\$103,750.00	\$103,750.00	100.00%
		4479	6173 Verda Ln , San Diego CA, 92130	Completed	06/09/06	1	1	05/09/06	\$6,011.00	\$6,011.00	100.00%
		4484	2466 Laurie Ln , San Diego CA, 92105	Completed	06/09/06	1	1	05/18/06	\$15,000.00	\$15,000.00	100.00%
		4485	6131 Verda Ln , San Diego CA, 92130	Completed	06/15/06	1	1	05/19/06	\$5,500.00	\$5,500.00	100.00%
		4489	526 64th St , San Diego CA, 92114	Completed	06/15/06	1	1	05/24/06	\$15,000.00	\$15,000.00	100.00%
		4491	7596 Camino De La Rosa , San Diego CA, 92127	Completed	06/15/06	1	1	05/26/06	\$6,767.00	\$6,767.00	100.00%
		4495	14684 Via Fiesta Unit 8 , San Diego CA, 92127	Completed	06/28/06	1	1	06/02/06	\$8,423.00	\$8,423.00	100.00%
		4497	6147 Verda Ln , San Diego CA, 92130	Completed	06/28/06	1	1	06/07/06	\$6,950.00	\$6,950.00	100.00%
		4499	5493 Adobe Falls Rd Unit 4 , San Diego CA, 92120	Completed	06/28/06	1	1	06/14/06	\$15,000.00	\$15,000.00	100.00%
		4501	6195 Verda Ln , San Diego CA, 92130	Completed	07/13/06	1	1	06/20/06	\$6,011.00	\$6,011.00	100.00%
		4502	13060 Cadencia Pl , San Diego CA, 92130	Completed	07/13/06	1	1	06/20/06	\$6,011.00	\$6,011.00	100.00%
		4504	13047 Alora Pt , San Diego CA, 92130	Completed	07/13/06	1	1	06/22/06	\$6,011.00	\$6,011.00	100.00%
		4505	6133 Verda Ln , San Diego CA, 92130	Completed	07/14/06	1	1	06/23/06	\$4,225.00	\$4,225.00	100.00%
		4506	6185 Verda Ln , San Diego CA, 92130	Completed	07/14/06	1	1	06/26/06	\$6,011.00	\$6,011.00	100.00%
		4538	3050 Rue Dorleans Unit 350 , San Diego CA, 92110	Completed	07/13/06	1	1	06/26/06	\$11,460.00	\$11,460.00	100.00%
		4694	17129 W Bernardo Dr Unit 207 , San Diego CA, 92127	Completed	09/01/06	1	1	07/19/06	\$15,000.00	\$15,000.00	100.00%
		4703	5310 Rex Ave Unit 8 , San Diego CA, 92105	Completed	10/10/06	1	1	09/25/06	\$15,000.00	\$15,000.00	100.00%
		4705	4059 49th St , San Diego CA, 92105	Completed	11/29/06	1	1	10/16/06	\$15,000.00	\$15,000.00	100.00%
		4737	4721 Magnus Way , San Diego CA, 92113	Canceled	02/28/07	0	0	12/14/06	\$0.00	\$0.00	0.00%
		4741	7855 Cowles Mountain Ct Unit A17 , San Diego CA, 92119	Completed	03/28/07	1	1	01/08/07	\$14,640.00	\$14,640.00	100.00%
		4745	7890 Mission Center Ct , San Diego CA, 92108	Completed	03/29/07	1	1	01/18/07	\$13,200.00	\$13,200.00	100.00%
		4753	14664 Lazanja Dr , San Diego CA, 92127	Completed	03/28/07	1	1	01/31/07	\$7,795.00	\$7,795.00	100.00%
		4754	3950 Ohio St Unit 308 , San Diego CA, 92104	Canceled	03/29/07	0	0	02/05/07	\$0.00	\$0.00	0.00%
		4755	3950 Ohio St Unit 308 , San Diego CA, 92104	Canceled	03/29/07	0	0	02/05/07	\$0.00	\$0.00	0.00%
		4756	3957 30th St Unit 214 , San Diego CA, 92104	Completed	11/08/07	1	1	02/05/07	\$10,780.00	\$10,780.00	100.00%
		4757	3957 30th St Unit 214 , San Diego CA, 92104	Completed	04/27/07	1	1	02/05/07	\$35,531.00	\$35,531.00	100.00%
		4761	3950 Ohio St Unit 204 , San Diego CA, 92104	Completed	04/27/07	1	1	02/07/07	\$11,043.00	\$11,043.00	100.00%
		4762	3950 Ohio St Unit 204 , San Diego CA, 92104	Completed	04/27/07	1	1	02/07/07	\$46,015.00	\$46,015.00	100.00%



U.S. Department of Housing and Urban Development
 Office of Community Planning and Development
 Integrated Disbursement and Information System
 Status of HOME Activities - Entitlement
 SAN DIEGO, CA

DATE: 09-21-12
 TIME: 11:24
 PAGE: 30

IDIS - PR22

Tenure Type	Activity Type	IDIS Activity	Activity Address	Activity Status	Status Date	Total Units	Home Units	Initial Funding Date	Committed Amount	Drawn Amount	PCT
Homebuyer ACQUISITION ONLY		4773	2217 Meade Ave , San Diego CA, 92116	Completed	08/20/07	1	1	02/20/07	\$15,000.00	\$15,000.00	100.00%
		4776	2619 CAMINO ESPINO , SAN DIEGO CA, 92154	Completed	03/29/07	1	1	03/06/07	\$15,000.00	\$15,000.00	100.00%
		4779	3564 43rd St Unit 1 , San Diego CA, 92105	Completed	06/29/07	1	1	03/12/07	\$12,128.56	\$12,128.56	100.00%
		4781	3950 Ohio St Unit 333 , San Diego CA, 92104	Canceled	04/12/07	0	0	03/23/07	\$0.00	\$0.00	0.00%
		4782	3950 Ohio St Unit 311 , San Diego CA, 92104	Completed	07/26/07	1	1	03/26/07	\$9,374.00	\$9,374.00	100.00%
		4783	3950 Ohio St Unit 311 , San Diego CA, 92104	Completed	05/01/07	1	1	03/26/07	\$40,356.00	\$40,356.00	100.00%
		4790	3950 Ohio St Unit 318 , San Diego CA, 92104	Completed	07/26/07	1	1	04/16/07	\$40,355.00	\$40,355.00	100.00%
		4791	3950 Ohio St Unit 318 , San Diego CA, 92104	Completed	07/26/07	1	1	04/16/07	\$9,685.00	\$9,685.00	100.00%
		4792	7740 Margerum Ave Unit 109 , San Diego CA, 92120	Completed	08/06/07	1	1	04/16/07	\$13,500.00	\$13,500.00	100.00%
		4795	14684 Via Fiesta Unit 1 , San Diego CA, 92127	Completed	12/06/07	1	1	05/15/07	\$8,135.00	\$8,135.00	100.00%
		4796	14955 Avenida Venusto Unit 37 , San Diego CA, 92128	Completed	08/06/07	1	1	05/21/07	\$14,300.00	\$14,300.00	100.00%
		4797	3957 30th St Unit 210 , San Diego CA, 92104	Completed	08/06/07	1	1	05/23/07	\$10,779.00	\$10,779.00	100.00%
		4798	3957 30th St Unit 210 , San Diego CA, 92104	Completed	08/06/07	1	1	05/23/07	\$44,915.00	\$44,915.00	100.00%
		4815	14656 Lazanja Dr , San Diego CA, 92127	Completed	11/08/07	1	1	06/20/07	\$7,836.00	\$7,836.00	100.00%
		4990	520 65th St Unit 105 , San Diego CA, 92114	Completed	11/08/07	1	1	08/09/07	\$8,700.00	\$8,700.00	100.00%
		4991	3950 Ohio St Unit 321 , San Diego CA, 92104	Completed	11/30/07	1	1	08/22/07	\$40,355.00	\$40,355.00	100.00%
		4992	3950 Ohio St Unit 321 , San Diego CA, 92104	Completed	12/03/07	1	1	08/22/07	\$9,685.00	\$9,685.00	100.00%
		4995	506 62nd St Unit 5 , San Diego CA, 92114	Completed	12/03/07	1	1	09/06/07	\$15,000.00	\$15,000.00	100.00%
		5001	10866 Macouba Pl , San Diego CA, 92124	Completed	12/21/07	1	1	10/09/07	\$15,000.00	\$15,000.00	100.00%
		5002	4329 Kansas St , San Diego CA, 92104	Completed	12/03/07	1	1	10/10/07	\$59,028.00	\$59,028.00	100.00%
	5003	4329 Kansas St , San Diego CA, 92104	Completed	12/03/07	1	1	10/10/07	\$14,167.00	\$14,167.00	100.00%	
	5006	2716 Terrace Pine Dr , San Diego CA, 92173	Completed	12/03/07	1	1	10/24/07	\$15,000.00	\$15,000.00	100.00%	
	5007	2716 Terrace Pine Dr Unit C , San Diego CA, 92173	Completed	12/21/07	1	1	11/07/07	\$15,000.00	\$15,000.00	100.00%	
	5008	2716 Terrace Pine Dr Unit C , San Diego CA, 92173	Completed	12/21/07	1	1	11/07/07	\$65,000.00	\$65,000.00	100.00%	
	5009	3687 4th Ave , San Diego CA, 92103	Completed	12/21/07	1	1	11/28/07	\$43,452.00	\$43,452.00	100.00%	



U.S. Department of Housing and Urban Development
 Office of Community Planning and Development
 Integrated Disbursement and Information System
 Status of HOME Activities - Entitlement
 SAN DIEGO, CA

DATE: 09-21-12
 TIME: 11:24
 PAGE: 31

IDIS - PR22

Tenure Type	Activity Type	IDIS Activity	Activity Address	Activity Status	Status Date	Total Units	Home Units	Initial Funding Date	Committed Amount	Drawn Amount	PCT
Homebuyer	ACQUISITION ONLY	5010	3687 4th Ave Unit 205 , San Diego CA, 92103	Completed	12/21/07	1	1	11/28/07	\$10,428.00	\$10,428.00	100.00%
		5013	2268 Calle Trepadora , San Diego CA, 92139	Completed	12/21/07	1	1	12/04/07	\$80,000.00	\$80,000.00	100.00%
		5014	2268 Calle Trepadora , San Diego CA, 92139	Completed	12/21/07	1	1	12/04/07	\$15,000.00	\$15,000.00	100.00%
		5018	3982 Caseman Ave , San Diego CA, 92154	Completed	06/11/08	1	1	12/12/07	\$15,000.00	\$15,000.00	100.00%
		5019	3982 Caseman Ave , San Diego CA, 92154	Completed	12/21/07	1	1	12/12/07	\$80,000.00	\$80,000.00	100.00%
		5022	11334 Markab Dr , San Diego CA, 92126	Completed	06/20/08	1	1	12/19/07	\$15,000.00	\$15,000.00	100.00%
		5023	11334 Markab Dr , San Diego CA, 92126	Completed	06/10/08	1	1	12/19/07	\$98,750.00	\$98,750.00	100.00%
		5027	6547 Celia Vista Dr , San Diego CA, 92115	Completed	06/10/08	1	1	01/24/08	\$15,000.00	\$15,000.00	100.00%
		5028	6547 Celia Vista Dr , San Diego CA, 92115	Completed	06/10/08	1	1	01/24/08	\$76,750.00	\$76,750.00	100.00%
		5029	7017 Wattle Dr , San Diego CA, 92139	Completed	06/11/08	1	1	01/25/08	\$13,500.00	\$13,500.00	100.00%
		5030	7017 Wattle Dr , San Diego CA, 92139	Completed	06/11/08	1	1	01/25/08	\$56,250.00	\$56,250.00	100.00%
		5034	3201 Meade Ave , San Diego CA, 92116	Completed	06/11/08	1	1	02/26/08	\$94,000.00	\$94,000.00	100.00%
		5035	3201 Meade Ave , San Diego CA, 92116	Completed	06/11/08	1	1	02/26/08	\$15,000.00	\$15,000.00	100.00%
		5036	1080 Park Blvd Unit 405 , San Diego CA, 92101	Completed	06/11/08	1	1	02/29/08	\$10,080.00	\$10,080.00	100.00%
		5039	1224 Pascoe St , San Diego CA, 92103	Completed	06/20/08	1	1	03/17/08	\$15,000.00	\$15,000.00	100.00%
		5040	1224 Pascoe St , San Diego CA, 92103	Completed	06/20/08	1	1	03/17/08	\$82,500.00	\$82,500.00	100.00%
		5041	4323 Kansas St , San Diego CA, 92104	Completed	06/20/08	1	1	03/17/08	\$69,338.00	\$69,338.00	100.00%
		5042	4323 Kansas St , San Diego CA, 92104	Completed	06/20/08	1	1	03/17/08	\$15,000.00	\$15,000.00	100.00%
		5043	4444 Cherokee Ave Apt 5 , San Diego CA, 92116	Completed	06/20/08	1	1	03/19/08	\$13,982.74	\$13,982.74	100.00%
		5044	4444 Cherokee Ave Apt 5 , San Diego CA, 92116	Completed	06/20/08	1	1	03/19/08	\$58,875.00	\$58,875.00	100.00%
		5045	518 62nd St Unit 25 , San Diego CA, 92114	Completed	06/20/08	1	1	03/26/08	\$11,999.00	\$11,999.00	100.00%
		5046	518 62nd St Unit 25 , San Diego CA, 92114	Completed	06/20/08	1	1	03/26/08	\$49,997.00	\$49,997.00	100.00%
		5047	10870 Sabre Hill Dr , San Diego CA, 92128	Completed	06/20/08	1	1	04/01/08	\$8,934.00	\$8,934.00	100.00%
		5048	14678 Via Fiesta Unit 1 , San Diego CA, 92127	Completed	06/23/08	1	1	04/01/08	\$9,594.00	\$9,594.00	100.00%
		5049	14678 Via Fiesta Unit 1 , San Diego CA, 92127	Completed	06/23/08	1	1	04/01/08	\$39,976.00	\$39,976.00	100.00%
		5052	2349 Spring Oak Way , San Diego CA, 92139	Completed	06/23/08	1	1	04/30/08	\$60,000.00	\$60,000.00	100.00%
		5053	2349 Spring Oak Way , San Diego CA, 92139	Completed	06/23/08	1	1	04/30/08	\$15,000.00	\$15,000.00	100.00%
		5054	14680 Via Fiesta Unit 4 , San Diego CA, 92127	Completed	06/23/08	1	1	04/22/08	\$38,057.00	\$38,057.00	100.00%
		5055	14680 Via Fiesta Unit 4 , San Diego CA, 92127	Completed	06/23/08	1	1	04/22/08	\$7,927.00	\$7,927.00	100.00%



U.S. Department of Housing and Urban Development
 Office of Community Planning and Development
 Integrated Disbursement and Information System
 Status of HOME Activities - Entitlement
 SAN DIEGO, CA

DATE: 09-21-12
 TIME: 11:24
 PAGE: 32

IDIS - PR22

Tenure Type	Activity Type	IDIS Activity	Activity Address	Activity Status	Status Date	Total Units	Home Units	Initial Funding Date	Committed Amount	Drawn Amount	PCT
Homebuyer ACQUISITION ONLY		5056	3950 Ohio St Unit 432 , San Diego CA, 92104	Completed	06/24/08	1	1	04/30/08	\$11,022.00	\$11,022.00	100.00%
		5057	3950 Ohio St Unit 432 , San Diego CA, 92104	Completed	06/24/08	1	1	04/30/08	\$45,925.00	\$45,925.00	100.00%
		5058	4066 Daves Way , San Diego CA, 92154	Completed	06/24/08	1	1	04/30/08	\$15,000.00	\$15,000.00	100.00%
		5059	4066 Daves Way , San Diego CA, 92154	Completed	06/24/08	1	1	04/30/08	\$75,000.00	\$75,000.00	100.00%
		5060	14680 Via Fiesta Unit 5 , San Diego CA, 92127	Completed	06/24/08	1	1	04/30/08	\$9,475.00	\$9,475.00	100.00%
		5061	14680 Via Fiesta Unit 5 , San Diego CA, 92127	Completed	06/24/08	1	1	04/30/08	\$10,000.00	\$10,000.00	100.00%
		5062	7568 Camino De La Rosa , San Diego CA, 92127	Completed	06/24/08	1	1	05/01/08	\$10,894.00	\$10,894.00	100.00%
		5063	7568 Camino De La Rosa , San Diego CA, 92127	Completed	06/24/08	1	1	05/01/08	\$47,560.00	\$47,560.00	100.00%
		5064	12270 Corte Sabio Unit 6103 , San Diego CA, 92128	Completed	06/24/08	1	1	05/01/08	\$12,000.00	\$12,000.00	100.00%
		5065	12270 Corte Sabio Unit 6103 , San Diego CA, 92128	Completed	06/25/08	1	1	05/01/08	\$75,000.00	\$75,000.00	100.00%
		5066	6448 Bell Bluff Ave , San Diego CA, 92119	Completed	06/26/08	1	1	05/07/08	\$10,980.00	\$10,980.00	100.00%
		5067	6448 Bell Bluff Ave , San Diego CA, 92119	Completed	06/26/08	1	1	05/07/08	\$40,000.00	\$40,000.00	100.00%
		5068	4327 Kansas St , San Diego CA, 92104	Completed	06/26/08	1	1	05/08/08	\$14,048.83	\$14,048.83	100.00%
		5069	4327 Kansas St , San Diego CA, 92104	Completed	06/26/08	1	1	05/08/08	\$69,339.00	\$69,339.00	100.00%
		5072	4216 Alcorn St , San Diego CA, 92154	Completed	06/26/08	1	1	05/21/08	\$15,000.00	\$15,000.00	100.00%
		5073	4216 Alcorn St , San Diego CA, 92154	Completed	06/26/08	1	1	05/21/08	\$49,800.00	\$49,800.00	100.00%
		5074	1080 Park Blvd Unit 406 , San Diego CA, 92101	Completed	06/26/08	1	1	06/02/08	\$10,080.00	\$10,080.00	100.00%
		5075	13691 Paseo Cardiel Unit 9 , San Diego CA, 92129	Completed	06/26/08	1	1	06/03/08	\$13,620.00	\$13,620.00	100.00%
		5076	13691 Paseo Cardiel Unit 9 , San Diego CA, 92129	Completed	06/26/08	1	1	06/03/08	\$56,750.00	\$56,750.00	100.00%
		5079	2917 C St Unit 188 , San Diego CA, 92102	Completed	03/05/09	1	1	06/06/08	\$12,720.00	\$12,720.00	100.00%
		5080	2917 C St Unit 188 , San Diego CA, 92102	Completed	03/05/09	1	1	06/06/08	\$53,000.00	\$53,000.00	100.00%
		5081	4541 Northern Moon Way , San Diego CA, 92154	Completed	03/09/09	1	1	06/10/08	\$13,900.00	\$13,900.00	100.00%
		5149	6162 Madeline St , San Diego CA, 92115	Completed	03/09/09	1	1	06/18/08	\$15,000.00	\$15,000.00	100.00%
		5157	6162 Madeline St , San Diego CA, 92115	Completed	03/09/09	1	1	06/18/08	\$97,500.00	\$97,500.00	100.00%
		5206	7075 Wattle Dr , San Diego CA, 92139	Completed	03/09/09	1	1	06/18/08	\$43,750.00	\$43,750.00	100.00%
		5207	7075 Wattle Dr , San Diego CA, 92139	Completed	03/09/09	1	1	06/18/08	\$10,500.00	\$10,500.00	100.00%
	5216	3440 Meridian Ave , San Diego CA, 92115	Completed	03/09/09	1	1	06/25/08	\$15,000.00	\$15,000.00	100.00%	
	5217	3440 Meridian Ave , San Diego CA, 92115	Completed	03/09/09	1	1	06/25/08	\$80,000.00	\$80,000.00	100.00%	
	5218	14678 Via Fiesta Unit 2 , San Diego CA, 92127	Completed	03/09/09	1	1	06/25/08	\$9,237.00	\$9,237.00	100.00%	



U.S. Department of Housing and Urban Development
 Office of Community Planning and Development
 Integrated Disbursement and Information System
 Status of HOME Activities - Entitlement
 SAN DIEGO, CA

DATE: 09-21-12
 TIME: 11:24
 PAGE: 33

IDIS - PR22

Tenure Type	Activity Type	IDIS Activity	Activity Address	Activity Status	Status Date	Total Units	Home Units	Initial Funding Date	Committed Amount	Drawn Amount	PCT
Homebuyer	ACQUISITION ONLY	5219	14678 Via Fiesta Unit 2 , San Diego CA, 92127	Completed	03/09/09	1	1	06/25/08	\$16,948.00	\$16,948.00	100.00%
		5220	5034 Cervantes Ave , San Diego CA, 92113	Completed	12/10/08	1	1	06/30/08	\$53,750.00	\$53,750.00	100.00%
		5221	5034 Cervantes Ave , San Diego CA, 92113	Completed	12/10/08	1	1	10/30/08	\$12,900.00	\$12,900.00	100.00%
		5223	4952 MISSION CENTER CT #H , SAN DIEGO CA, 92108	Completed	12/10/08	1	1	07/08/08	\$10,374.00	\$10,374.00	100.00%
		5232	5215 Oak Park Dr , San Diego CA, 92105	Completed	12/10/08	1	1	07/08/08	\$15,000.00	\$15,000.00	100.00%
		5233	5215 Oak Park Dr , San Diego CA, 92105	Completed	12/10/08	1	1	07/08/08	\$72,500.00	\$72,500.00	100.00%
		5240	2925 Leilani Way , San Diego CA, 92154	Completed	12/10/08	1	1	07/08/08	\$14,267.00	\$14,267.00	100.00%
		5242	2925 Leilani Way , San Diego CA, 92154	Completed	12/10/08	1	1	07/08/08	\$81,000.00	\$81,000.00	100.00%
		5243	1080 Park Blvd Unit 409 , San Diego CA, 92101	Canceled	07/09/09	0	0	07/09/08	\$0.00	\$0.00	0.00%
		5245	1144 Aqua Park St , San Diego CA, 92154	Completed	12/10/08	1	1	07/10/08	\$13,331.00	\$13,331.00	100.00%
		5246	1144 Aqua Park St , San Diego CA, 92154	Completed	12/10/08	1	1	07/10/08	\$77,500.00	\$77,500.00	100.00%
		5247	15367 Maturin Dr Unit 169 , San Diego CA, 92127	Completed	12/23/08	1	1	07/10/08	\$15,000.00	\$15,000.00	100.00%
		5248	15367 Maturin Dr Unit 169 , San Diego CA, 92127	Completed	12/23/08	1	1	07/10/08	\$72,500.00	\$72,500.00	100.00%
		5250	1404 Ilexey Ave , San Diego CA, 92154	Completed	12/23/08	1	1	07/10/08	\$15,000.00	\$15,000.00	100.00%
		5251	1404 Ilexey Ave , San Diego CA, 92154	Completed	12/23/08	1	1	07/10/08	\$66,250.00	\$66,250.00	100.00%
		5252	2812 Hopkins St , San Diego CA, 92139	Completed	12/23/08	1	1	07/11/08	\$14,576.00	\$14,576.00	100.00%
		5253	2812 Hopkins St , San Diego CA, 92139	Completed	12/23/08	1	1	07/11/08	\$71,250.00	\$71,250.00	100.00%
		5255	436 San Alberto Way , San Diego CA, 92114	Completed	12/23/08	1	1	07/14/08	\$46,750.00	\$46,750.00	100.00%
		5256	436 San Alberto Way , San Diego CA, 92114	Completed	12/23/08	1	1	07/14/08	\$11,220.00	\$11,220.00	100.00%
		5257	8475 Parkbrook Ln , San Diego CA, 92114	Completed	12/23/08	1	1	07/21/08	\$14,021.00	\$14,021.00	100.00%
		5258	8475 Parkbrook Ln , San Diego CA, 92114	Completed	12/23/08	1	1	07/21/08	\$71,250.00	\$71,250.00	100.00%
		5265	3792 Palm Ave , San Diego CA, 92154	Completed	12/23/08	1	1	08/04/08	\$11,886.00	\$11,886.00	100.00%
		5266	3792 Palm Ave , San Diego CA, 92154	Completed	12/23/08	1	1	08/04/08	\$57,500.00	\$57,500.00	100.00%
		5267	14682 Via Fiesta Unit 1 , San Diego CA, 92127	Completed	12/23/08	1	1	08/05/08	\$7,195.00	\$7,195.00	100.00%
		5268	14682 Via Fiesta Unit 1 , San Diego CA, 92127	Completed	12/23/08	1	1	08/05/08	\$23,394.00	\$23,394.00	100.00%
		5270	6333 College Grove Way Unit 9201 , San Diego CA, 92115	Completed	12/23/08	1	1	08/06/08	\$10,500.00	\$10,500.00	100.00%
		5271	6333 College Grove Way Unit 9201 , San Diego CA, 92115	Completed	12/23/08	1	1	08/06/08	\$43,750.00	\$43,750.00	100.00%
		5275	4580 Thorn St , San Diego CA, 92105	Completed	12/23/08	1	1	08/18/08	\$10,000.00	\$10,000.00	100.00%
		5276	4580 Thorn St , San Diego CA, 92105	Completed	12/23/08	1	1	08/18/08	\$47,500.00	\$47,500.00	100.00%



U.S. Department of Housing and Urban Development
 Office of Community Planning and Development
 Integrated Disbursement and Information System
 Status of HOME Activities - Entitlement
 SAN DIEGO, CA

DATE: 09-21-12
 TIME: 11:24
 PAGE: 34

IDIS - PR22

Tenure Type	Activity Type	IDIS Activity	Activity Address	Activity Status	Status Date	Total Units	Home Units	Initial Funding Date	Committed Amount	Drawn Amount	PCT
Homebuyer	ACQUISITION ONLY	5277	6018 Vista San Isidro , San Diego CA, 92154	Completed	12/23/08	1	1	08/25/08	\$90,000.00	\$90,000.00	100.00%
		5278	6018 Vista San Isidro , San Diego CA, 92154	Completed	12/23/08	1	1	08/25/08	\$13,758.00	\$13,758.00	100.00%
		5279	518 62nd St Unit 22 , San Diego CA, 92114	Completed	12/23/08	1	1	08/27/08	\$29,999.00	\$29,999.00	100.00%
		5280	518 62nd St Unit 22 , San Diego CA, 92114	Completed	12/23/08	1	1	08/27/08	\$11,668.00	\$11,668.00	100.00%
		5281	14122 Brent Wilsey Pl , San Diego CA, 92128	Completed	12/23/08	1	1	08/28/08	\$57,309.00	\$57,309.00	100.00%
		5282	14122 Brent Wilsey Pl , San Diego CA, 92128	Completed	12/23/08	1	1	08/28/08	\$15,000.00	\$15,000.00	100.00%
		5283	14682 Via Fiesta Unit 10 , San Diego CA, 92127	Completed	12/23/08	1	1	08/28/08	\$10,739.00	\$10,739.00	100.00%
		5285	14678 Via Fiesta Unit 4 , San Diego CA, 92127	Completed	12/09/08	1	1	09/04/08	\$42,625.00	\$42,625.00	100.00%
		5286	144678 VIA FIESTA #4 , SAN DIEGO CA, 92127	Completed	12/09/08	1	1	09/04/08	\$10,230.00	\$10,230.00	100.00%
		5287	7080 Beckington Ln , San Diego CA, 92139	Completed	12/09/08	1	1	09/16/08	\$57,500.00	\$57,500.00	100.00%
		5288	5474 Orange Ave , San Diego CA, 92115	Completed	12/09/08	1	1	09/18/08	\$73,750.00	\$73,750.00	100.00%
		5289	5474 Orange Ave , San Diego CA, 92115	Completed	12/09/08	1	1	09/18/08	\$5,218.00	\$5,218.00	100.00%
		5292	2172 Iris Ave , San Diego CA, 92154	Completed	06/01/09	1	1	09/30/08	\$71,250.00	\$71,250.00	100.00%
		5294	10460 Caminito Rimini , San Diego CA, 92129	Completed	12/09/08	1	1	10/06/08	\$7,897.00	\$7,897.00	100.00%
		5295	10460 Caminito Rimini , San Diego CA, 92129	Completed	12/09/08	1	1	10/06/08	\$27,500.00	\$27,500.00	100.00%
		5296	4033 Cosmo St , San Diego CA, 92111	Completed	12/09/08	1	1	10/07/08	\$105,000.00	\$105,000.00	100.00%
		5297	4033 Cosmo St , San Diego CA, 92111	Completed	12/09/08	1	1	10/07/08	\$15,000.00	\$15,000.00	100.00%
		5298	4623 Aragon Dr , San Diego CA, 92115	Completed	06/01/09	1	1	10/07/08	\$77,975.00	\$77,975.00	100.00%
		5299	4623 Aragon Dr , San Diego CA, 92115	Completed	06/01/09	1	1	10/07/08	\$15,000.00	\$15,000.00	100.00%
		5300	1950 Valance St , San Diego CA, 92154	Completed	12/09/08	1	1	10/08/08	\$34,500.00	\$34,500.00	100.00%
		5301	1950 Valance St , San Diego CA, 92154	Completed	12/09/08	1	1	10/08/08	\$15,000.00	\$15,000.00	100.00%
		5302	7024 Jamacha Rd , San Diego CA, 92114	Completed	12/10/08	1	1	10/08/08	\$29,500.00	\$29,500.00	100.00%
		5303	853 Glencoe Dr , San Diego CA, 92114	Completed	06/01/09	1	1	10/16/08	\$13,800.00	\$13,800.00	100.00%
		5304	6677 Aviation Dr , San Diego CA, 92114	Completed	06/01/09	1	1	10/17/08	\$46,975.00	\$46,975.00	100.00%
		5305	6677 Aviation Dr , San Diego CA, 92114	Completed	06/01/09	1	1	10/17/08	\$15,000.00	\$15,000.00	100.00%
		5306	2414 Grove Ave , San Diego CA, 92154	Completed	06/02/09	1	1	10/23/08	\$8,994.00	\$8,994.00	100.00%
		5307	2686 Pikake St , San Diego CA, 92154	Completed	06/02/09	1	1	10/23/08	\$65,625.00	\$65,625.00	100.00%
		5308	2686 Pikake St , San Diego CA, 92154	Completed	06/02/09	1	1	10/23/08	\$15,000.00	\$15,000.00	100.00%
		5309	134 Richeth Rd , San Diego CA, 92114	Completed	06/02/09	1	1	10/23/08	\$27,000.00	\$27,000.00	100.00%
		5310	134 Richeth Rd , San Diego CA, 92114	Completed	06/02/09	1	1	10/23/08	\$15,000.00	\$15,000.00	100.00%
		5321	767 71st St , San Diego CA, 92114	Canceled	02/04/09	0	0	11/03/08	\$0.00	\$0.00	0.00%
		5322	767 71st St , San Diego CA, 92114	Canceled	02/04/09	0	0	11/03/08	\$0.00	\$0.00	0.00%



U.S. Department of Housing and Urban Development
 Office of Community Planning and Development
 Integrated Disbursement and Information System
 Status of HOME Activities - Entitlement
 SAN DIEGO, CA

DATE: 09-21-12
 TIME: 11:24
 PAGE: 35

IDIS - PR22

Tenure Type	Activity Type	IDIS Activity	Activity Address	Activity Status	Status Date	Total Units	Home Units	Initial Funding Date	Committed Amount	Drawn Amount	PCT
Homebuyer	ACQUISITION ONLY	5323	119 Blando Ct , San Diego CA, 92173	Completed	06/02/09	1	1	11/04/08	\$15,750.00	\$15,750.00	100.00%
		5324	119 Blando Ct , San Diego CA, 92173	Completed	06/02/09	1	1	11/04/08	\$12,900.00	\$12,900.00	100.00%
		5326	14686 Via Fiesta Unit 2 , San Diego CA, 92127	Completed	06/02/09	1	1	11/06/08	\$25,566.00	\$25,566.00	100.00%
		5327	14686 Via Fiesta Unit 2 , San Diego CA, 92127	Completed	06/02/09	1	1	11/06/08	\$8,288.00	\$8,288.00	100.00%
		5328	3077 DON PONCHO DR , SAN DIEGO CA, 92173	Completed	07/08/09	1	1	11/06/08	\$16,750.00	\$16,750.00	100.00%
		5329	3077 DON PONCHO DR , SAN DIEGO CA, 92173	Completed	07/08/09	1	1	11/06/08	\$12,789.00	\$12,789.00	100.00%
		5330	2825 Quadra Ave , San Diego CA, 92154	Completed	06/02/09	1	1	11/13/08	\$33,250.00	\$33,250.00	100.00%
		5331	2825 Quadra Ave , San Diego CA, 92154	Completed	06/30/09	1	1	11/13/08	\$15,000.00	\$15,000.00	100.00%
		5332	5951 Vale Way , San Diego CA, 92115	Completed	06/30/09	1	1	11/13/08	\$15,000.00	\$15,000.00	100.00%
		5333	5951 Vale Way , San Diego CA, 92115	Completed	06/30/09	1	1	11/13/08	\$66,250.00	\$66,250.00	100.00%
		5335	7552 Camino De La Rosa , San Diego CA, 92127	Completed	06/30/09	1	1	11/17/08	\$48,495.00	\$48,495.00	100.00%
		5336	7552 Camino De La Rosa , San Diego CA, 92127	Completed	06/30/09	1	1	11/17/08	\$12,471.00	\$12,471.00	100.00%
		5337	551 Cochran Ave , San Diego CA, 92154	Canceled	02/04/09	0	0	11/18/08	\$0.00	\$0.00	0.00%
		5338	551 Cochran Ave , San Diego CA, 92154	Canceled	02/04/09	0	0	11/18/08	\$0.00	\$0.00	0.00%
		5339	6373 Avenida De Las Vistas Unit 2 , San Diego CA, 92154	Completed	07/08/09	1	1	11/19/08	\$24,500.00	\$24,500.00	100.00%
		5340	6373 Avenida De Las Vistas Unit 2 , San Diego CA, 92154	Completed	07/08/09	1	1	11/19/08	\$15,000.00	\$15,000.00	100.00%
		5341	8778 Calliandra Rd , San Diego CA, 92126	Completed	06/30/09	1	1	11/19/08	\$47,000.00	\$47,000.00	100.00%
		5342	8778 Calliandra Rd , San Diego CA, 92126	Completed	06/30/09	1	1	11/19/08	\$15,000.00	\$15,000.00	100.00%
		5344	6371 Rhoades Ct , San Diego CA, 92139	Completed	07/09/09	1	1	12/02/08	\$14,500.00	\$14,500.00	100.00%
		5345	6371 Rhoades Ct , San Diego CA, 92139	Completed	07/09/09	1	1	12/02/08	\$12,600.00	\$12,600.00	100.00%
		5346	6734 Radio Dr , San Diego CA, 92114	Completed	06/30/09	1	1	12/03/08	\$16,500.00	\$16,500.00	100.00%
		5347	6734 Radio Dr , San Diego CA, 92114	Completed	06/30/09	1	1	12/03/08	\$13,080.00	\$13,080.00	100.00%
		5348	3957 30th St Unit 318 , San Diego CA, 92104	Completed	07/09/09	1	1	12/04/08	\$45,925.00	\$45,925.00	100.00%
		5349	3957 30th St Unit 318 , San Diego CA, 92104	Completed	07/09/09	1	1	12/04/08	\$11,022.00	\$11,022.00	100.00%
		5350	2392 Ridge View Dr , San Diego CA, 92105	Completed	07/09/09	1	1	12/04/08	\$9,500.00	\$9,500.00	100.00%
		5351	2392 Ridge View Dr , San Diego CA, 92105	Completed	07/09/09	1	1	12/04/08	\$11,400.00	\$11,400.00	100.00%
		5352	6744 Akins Ave , San Diego CA, 92114	Completed	07/09/09	1	1	12/04/08	\$17,000.00	\$17,000.00	100.00%
5353	6744 Akins Ave , San Diego CA, 92114	Completed	07/09/09	1	1	12/04/08	\$13,200.00	\$13,200.00	100.00%		
5354	2676 Caminito Espino , San Diego CA, 92154	Completed	07/09/09	1	1	12/05/08	\$11,000.00	\$11,000.00	100.00%		



U.S. Department of Housing and Urban Development
 Office of Community Planning and Development
 Integrated Disbursement and Information System
 Status of HOME Activities - Entitlement
 SAN DIEGO, CA

DATE: 09-21-12
 TIME: 11:24
 PAGE: 36

IDIS - PR22

Tenure Type	Activity Type	IDIS Activity	Activity Address	Activity Status	Status Date	Total Units	Home Units	Initial Funding Date	Committed Amount	Drawn Amount	PCT
Homebuyer	ACQUISITION ONLY	5355	2676 Caminito Espino , San Diego CA, 92154	Completed	07/09/09	1	1	12/05/08	\$10,595.00	\$10,595.00	100.00%
		5356	10204 Saluda Ave , San Diego CA, 92126	Completed	07/10/09	1	1	12/05/08	\$37,000.00	\$37,000.00	100.00%
		5357	10204 Saluda Ave , San Diego CA, 92126	Completed	07/10/09	1	1	12/05/08	\$15,000.00	\$15,000.00	100.00%
		5358	7584 Camino De La Rosa , San Diego CA, 92127	Completed	07/10/09	1	1	12/08/08	\$36,837.00	\$36,837.00	100.00%
		5359	7584 Camino De La Rosa , San Diego CA, 92127	Completed	07/10/09	1	1	12/08/08	\$10,892.00	\$10,892.00	100.00%
		5360	10831 Whitehall Rd , San Diego CA, 92126	Completed	07/10/09	1	1	12/10/08	\$15,000.00	\$15,000.00	100.00%
		5362	229 W Park Ave , San Diego CA, 92173	Completed	07/10/09	1	1	12/15/08	\$15,000.00	\$15,000.00	100.00%
		5363	229 W Park Ave , San Diego CA, 92173	Completed	07/10/09	1	1	12/15/08	\$31,950.00	\$31,950.00	100.00%
		5364	5412 Hanna St , San Diego CA, 92105	Completed	07/10/09	1	1	12/18/08	\$18,250.00	\$18,250.00	100.00%
		5365	5412 Hanna St , San Diego CA, 92105	Completed	07/10/09	1	1	12/18/08	\$13,500.00	\$13,500.00	100.00%
		5366	659 Encinitas Ave , San Diego CA, 92114	Completed	06/30/09	1	1	12/22/08	\$12,250.00	\$12,250.00	100.00%
		5367	659 Encinitas Ave , San Diego CA, 92114	Completed	06/30/09	1	1	03/06/09	\$12,060.00	\$12,060.00	100.00%
		5368	4347 Kansas St , San Diego CA, 92104	Canceled	02/04/09	0	0	12/22/08	\$0.00	\$0.00	0.00%
		5369	4347 Kansas St , San Diego CA, 92104	Canceled	02/04/09	0	0	12/22/08	\$0.00	\$0.00	0.00%
		5370	832 Briarpoint Pl , San Diego CA, 92154	Completed	07/10/09	1	1	12/24/08	\$63,500.00	\$63,500.00	100.00%
		5371	832 Briarpoint Pl , San Diego CA, 92154	Completed	07/10/09	1	1	12/24/08	\$15,000.00	\$15,000.00	100.00%
		5372	1773 Halo St , San Diego CA, 92154	Completed	07/10/09	1	1	12/26/08	\$56,250.00	\$56,250.00	100.00%
		5373	1773 Halo St , San Diego CA, 92154	Completed	07/10/09	1	1	12/26/08	\$13,500.00	\$13,500.00	100.00%
		5374	4111 60th St , San Diego CA, 92115	Completed	06/30/09	1	1	12/26/08	\$21,750.00	\$21,750.00	100.00%
		5375	4111 60th St , San Diego CA, 92115	Completed	06/30/09	1	1	12/26/08	\$14,340.00	\$14,340.00	100.00%
		5376	6729 Anton Ln , San Diego CA, 92114	Completed	06/30/09	1	1	01/05/09	\$69,250.00	\$69,250.00	100.00%
		5377	6729 Anton Ln , San Diego CA, 92114	Completed	06/30/09	1	1	01/05/09	\$15,000.00	\$15,000.00	100.00%
		5379	3958 60th St , San Diego CA, 92115	Completed	06/30/09	1	1	01/07/09	\$45,350.00	\$45,350.00	100.00%
		5380	3958 60th St Unit 74 , San Diego CA, 92115	Completed	06/30/09	1	1	01/07/09	\$11,052.00	\$11,052.00	100.00%
		5382	235 Cedaridge Dr , San Diego CA, 92114	Completed	06/30/09	1	1	01/13/09	\$12,759.00	\$12,759.00	100.00%
		5383	4886 Ebony Ridge Rd , San Diego CA, 92102	Completed	06/30/09	1	1	01/13/09	\$15,000.00	\$15,000.00	100.00%
		5384	4886 Ebony Ridge Rd , San Diego CA, 92102	Completed	06/30/09	1	1	01/13/09	\$90,000.00	\$90,000.00	100.00%
		5388	2085 Lieder Dr , San Diego CA, 92154	Completed	06/30/09	1	1	01/22/09	\$11,800.00	\$11,800.00	100.00%
		5389	2085 Lieder Dr , San Diego CA, 92154	Completed	06/30/09	1	1	01/22/09	\$22,000.00	\$22,000.00	100.00%
		5390	2418 Grove Ave , San Diego CA, 92154	Completed	06/30/09	1	1	01/26/09	\$8,820.00	\$8,820.00	100.00%
		5391	9106 Danube Ln , San Diego CA, 92126	Completed	06/30/09	1	1	01/26/09	\$15,000.00	\$15,000.00	100.00%
		5392	9106 Danube Ln , San Diego CA, 92126	Completed	06/30/09	1	1	01/26/09	\$47,750.00	\$47,750.00	100.00%
		5393	4347 Kansas St , San Diego CA, 92104	Completed	06/30/09	1	1	01/28/09	\$64,339.00	\$64,339.00	100.00%
		5394	4347 Kansas St , San Diego CA, 92104	Completed	06/30/09	1	1	01/28/09	\$15,000.00	\$15,000.00	100.00%
		5395	909 Madera St , San Diego CA, 92114	Completed	06/30/09	1	1	01/30/09	\$11,994.00	\$11,994.00	100.00%



U.S. Department of Housing and Urban Development
 Office of Community Planning and Development
 Integrated Disbursement and Information System
 Status of HOME Activities - Entitlement
 SAN DIEGO, CA

DATE: 09-21-12
 TIME: 11:24
 PAGE: 37

IDIS - PR22

Tenure Type	Activity Type	IDIS Activity	Activity Address	Activity Status	Status Date	Total Units	Home Units	Initial Funding Date	Committed Amount	Drawn Amount	PCT
Homebuyer ACQUISITION ONLY		5396	5529 Creston Dr , San Diego CA, 92114	Completed	06/30/09	1	1	01/30/09	\$9,900.00	\$9,900.00	100.00%
		5397	6225 Winchester St , San Diego CA, 92139	Canceled	03/04/09	0	0	02/02/09	\$0.00	\$0.00	0.00%
		5398	6225 Winchester St , San Diego CA, 92139	Canceled	02/18/09	0	0	02/02/09	\$0.00	\$0.00	0.00%
		5399	909 Madera St , San Diego CA, 92114	Completed	06/30/09	1	1	02/04/09	\$44,406.00	\$44,406.00	100.00%
		5400	2559 Caminito Espino , San Diego CA, 92154	Completed	06/30/09	1	1	02/04/09	\$8,994.00	\$8,994.00	100.00%
		5401	5529 Creston Dr , San Diego CA, 92114	Completed	06/30/09	1	1	02/05/09	\$41,250.00	\$41,250.00	100.00%
		5402	3125 Naugatuck Ave , San Diego CA, 92117	Completed	07/28/09	1	1	02/09/09	\$15,000.00	\$15,000.00	100.00%
		5404	4726 Regatta Ln , San Diego CA, 92154	Completed	07/08/09	1	1	02/18/09	\$88,750.00	\$88,750.00	100.00%
		5405	3650 5th Ave Unit 308 , San Diego CA, 92103	Canceled	02/25/09	0	0	02/18/09	\$0.00	\$0.00	0.00%
		5406	3650 5th Ave Unit 308 , San Diego CA, 92103	Canceled	02/25/09	0	0	02/18/09	\$0.00	\$0.00	0.00%
		5407	2694 Alta View Dr , San Diego CA, 92139	Completed	07/28/09	1	1	02/18/09	\$6,900.00	\$6,900.00	100.00%
		5408	791 Reef Dr , San Diego CA, 92154	Completed	07/28/09	1	1	02/19/09	\$14,818.71	\$14,818.71	100.00%
		5409	1231 Weaver St , San Diego CA, 92114	Completed	07/28/09	1	1	02/24/09	\$13,200.00	\$13,200.00	100.00%
		5410	3125 Naugatuck Ave , San Diego CA, 92117	Completed	07/28/09	1	1	02/26/09	\$68,750.00	\$68,750.00	100.00%
		5412	3892 CENTRAL AVE , SAN DIEGO CA, 92107	Completed	07/28/09	1	1	03/03/09	\$11,100.00	\$11,100.00	100.00%
		5413	2247 Ilex Ave , San Diego CA, 92154	Completed	07/28/09	1	1	03/04/09	\$62,500.00	\$62,500.00	100.00%
		5414	14684 Via Fiesta Unit 1 , San Diego CA, 92127	Completed	07/28/09	1	1	03/11/09	\$30,848.00	\$30,848.00	100.00%
		5415	14684 Via Fiesta Unit 1 , San Diego CA, 92127	Completed	07/28/09	1	1	03/11/09	\$9,341.00	\$9,341.00	100.00%
		5416	10930 Summerdale Way Apt 333 , San Diego CA, 92126	Completed	07/28/09	1	1	03/16/09	\$55,000.00	\$55,000.00	100.00%
		5417	10930 Summerdale Way Apt 333 , San Diego CA, 92126	Completed	07/28/09	1	1	03/16/09	\$13,200.00	\$13,200.00	100.00%
		5418	2960 Alta View Dr Unit J106 , San Diego CA, 92139	Completed	07/28/09	1	1	03/16/09	\$15,000.00	\$15,000.00	100.00%
		5419	2960 Alta View Dr Unit J106 , San Diego CA, 92139	Completed	07/28/09	1	1	03/16/09	\$7,500.00	\$7,500.00	100.00%
		5420	1750 Simpatico Ct , San Diego CA, 92154	Completed	08/07/09	1	1	03/18/09	\$32,500.00	\$32,500.00	100.00%
		5421	1750 Simpatico Ct , San Diego CA, 92154	Completed	08/07/09	1	1	03/18/09	\$12,000.00	\$12,000.00	100.00%
		5422	2190 Hanford Dr , San Diego CA, 92111	Completed	08/07/09	1	1	03/19/09	\$49,890.00	\$49,890.00	100.00%
		5423	2190 Hanford Dr , San Diego CA, 92111	Completed	08/07/09	1	1	03/19/09	\$15,000.00	\$15,000.00	100.00%
		5424	2801 Wardlow Ave , San Diego CA, 92154	Completed	08/07/09	1	1	03/20/09	\$49,500.00	\$49,500.00	100.00%
	5425	2801 Wardlow Ave , San Diego CA, 92154	Completed	08/07/09	1	1	03/20/09	\$15,000.00	\$15,000.00	100.00%	
	5426	775 Ralph Way , San Diego CA, 92154	Completed	08/07/09	1	1	03/23/09	\$57,500.00	\$57,500.00	100.00%	
	5427	775 Ralph Way , San Diego CA, 92154	Completed	08/07/09	1	1	03/23/09	\$12,100.00	\$12,100.00	100.00%	



U.S. Department of Housing and Urban Development
 Office of Community Planning and Development
 Integrated Disbursement and Information System
 Status of HOME Activities - Entitlement
 SAN DIEGO, CA

DATE: 09-21-12
 TIME: 11:24
 PAGE: 38

IDIS - PR22

Tenure Type	Activity Type	IDIS Activity	Activity Address	Activity Status	Status Date	Total Units	Home Units	Initial Funding Date	Committed Amount	Drawn Amount	PCT
Homebuyer ACQUISITION ONLY		5428	3650 5th Ave Unit 512 , San Diego CA, 92103	Completed	08/07/09	1	1	03/25/09	\$25,388.00	\$25,388.00	100.00%
		5429	3650 5th Ave Unit 512 , San Diego CA, 92103	Completed	08/07/09	1	1	03/25/09	\$11,838.00	\$11,838.00	100.00%
		5431	619 Cardiff St , San Diego CA, 92114	Completed	08/07/09	1	1	03/27/09	\$9,960.00	\$9,960.00	100.00%
		5432	6824 Panamint Row Unit 1 , San Diego CA, 92139	Completed	08/12/09	1	1	03/27/09	\$15,000.00	\$15,000.00	100.00%
		5433	6824 Panamint Row Unit 1 , San Diego CA, 92139	Completed	08/12/09	1	1	03/27/09	\$6,000.00	\$6,000.00	100.00%
		5434	9405 Gold Coast Dr , San Diego CA, 92126	Completed	08/12/09	1	1	04/08/09	\$10,800.00	\$10,800.00	100.00%
		5435	3425 Grogan Cir , San Diego CA, 92154	Completed	08/12/09	1	1	04/13/09	\$57,500.00	\$57,500.00	100.00%
		5436	3425 Grogan Cir , San Diego CA, 92154	Completed	08/12/09	1	1	04/13/09	\$8,760.00	\$8,760.00	100.00%
		5441	1995 Manzana Way , San Diego CA, 92139	Completed	08/12/09	1	1	04/13/09	\$43,750.00	\$43,750.00	100.00%
		5442	1995 Manzana Way , San Diego CA, 92139	Completed	08/12/09	1	1	04/13/09	\$10,500.00	\$10,500.00	100.00%
		5443	5536 Chollas Station Rd , San Diego CA, 92105	Completed	08/12/09	1	1	04/13/09	\$62,750.00	\$62,750.00	100.00%
		5444	5536 Chollas Station Rd , San Diego CA, 92105	Completed	08/12/09	1	1	04/13/09	\$15,000.00	\$15,000.00	100.00%
		5553	6926 Camphor Ln , San Diego CA, 92139	Completed	08/12/09	1	1	05/06/09	\$4,520.00	\$4,520.00	100.00%
		5554	3650 5th Ave Unit 312 , San Diego CA, 92103	Completed	08/12/09	1	1	05/08/09	\$11,838.00	\$11,838.00	100.00%
		5555	3650 5th Ave Unit 312 , San Diego CA, 92103	Completed	08/12/09	1	1	05/08/09	\$43,452.00	\$43,452.00	100.00%
		5559	14686 Via Fiesta Unit 3 , San Diego CA, 92127	Completed	08/12/09	1	1	06/02/09	\$10,280.00	\$10,280.00	100.00%
		5560	4944 Trojan Ave , San Diego CA, 92115	Completed	08/12/09	1	1	06/16/09	\$8,410.00	\$8,410.00	100.00%
		5561	4944 Trojan Ave , San Diego CA, 92115	Completed	08/12/09	1	1	06/16/09	\$9,268.00	\$9,268.00	100.00%
		5562	14686 Via Fiesta Unit 3 , San Diego CA, 92127	Completed	08/12/09	1	1	06/19/09	\$9,750.00	\$9,750.00	100.00%
		5564	14660 Via Fiesta Unit 1 , San Diego CA, 92127	Completed	09/08/09	1	1	07/02/09	\$10,350.00	\$10,350.00	100.00%
		5565	14660 Lazanja Dr , San Diego CA, 92127	Completed	09/08/09	1	1	07/07/09	\$6,416.84	\$6,416.84	100.00%
		5566	3666 47th St , San Diego CA, 92105	Completed	09/09/09	1	1	07/07/09	\$7,400.00	\$7,400.00	100.00%
		5567	3666 47th St , San Diego CA, 92105	Completed	09/09/09	1	1	07/07/09	\$31,450.00	\$31,450.00	100.00%
		5576	231 S Gregory St , San Diego CA, 92113	Completed	09/09/09	1	1	07/16/09	\$1,496.00	\$1,496.00	100.00%
		5577	231 S Gregory St , San Diego CA, 92113	Completed	09/09/09	1	1	07/16/09	\$34,000.00	\$34,000.00	100.00%
		5578	13757 Via Tres Vis , San Diego CA, 92129	Completed	09/09/09	1	1	07/20/09	\$9,794.00	\$9,794.00	100.00%
		5579	13757 Via Tres Vis , San Diego CA, 92129	Completed	09/09/09	1	1	07/20/09	\$57,985.00	\$57,985.00	100.00%
	5581	14682 Via Fiesta Unit 3 , San Diego CA, 92127	Completed	11/03/09	1	1	08/06/09	\$9,927.00	\$9,927.00	100.00%	
	5582	14682 Via Fiesta Unit 3 , San Diego CA, 92127	Completed	11/03/09	1	1	08/06/09	\$41,364.00	\$41,364.00	100.00%	



U.S. Department of Housing and Urban Development
 Office of Community Planning and Development
 Integrated Disbursement and Information System
 Status of HOME Activities - Entitlement
 SAN DIEGO, CA

DATE: 09-21-12
 TIME: 11:24
 PAGE: 39

IDIS - PR22

Tenure Type	Activity Type	IDIS Activity	Activity Address	Activity Status	Status Date	Total Units	Home Units	Initial Funding Date	Committed Amount	Drawn Amount	PCT
Homebuyer ACQUISITION ONLY		5583	14676 Via Fiesta Unit 3 , San Diego CA, 92127	Completed	11/03/09	1	1	08/06/09	\$8,400.00	\$8,400.00	100.00%
		5584	14676 Via Fiesta Unit 3 , San Diego CA, 92127	Completed	11/03/09	1	1	08/06/09	\$28,000.00	\$28,000.00	100.00%
		5587	3950 Ohio St Unit 430 , San Diego CA, 92104	Completed	11/03/09	1	1	08/10/09	\$13,980.00	\$13,980.00	100.00%
		5588	3950 Ohio St Unit 430 , San Diego CA, 92104	Completed	11/03/09	1	1	08/10/09	\$58,250.00	\$58,250.00	100.00%
		5602	5328 Encina Dr , San Diego CA, 92114	Completed	11/03/09	1	1	08/17/09	\$2,800.00	\$2,800.00	100.00%
		5603	5328 Encina Dr , San Diego CA, 92114	Completed	11/03/09	1	1	08/17/09	\$9,600.00	\$9,600.00	100.00%
		5605	7715 San Vicente St , San Diego CA, 92114	Completed	11/03/09	1	1	08/20/09	\$8,800.00	\$8,800.00	100.00%
		5606	14688 Via Fiesta Unit 3 , San Diego CA, 92127	Completed	12/04/09	1	1	08/25/09	\$10,628.00	\$10,628.00	100.00%
		5607	14688 Via Fiesta Unit 3 , San Diego CA, 92127	Completed	03/10/10	1	1	08/25/09	\$8,400.00	\$8,400.00	100.00%
		5608	4203 Idaho St Apt 3 , San Diego CA, 92104	Canceled	11/18/09	0	0	08/27/09	\$0.00	\$0.00	0.00%
		5609	4203 Idaho St Apt 3 , San Diego CA, 92104	Canceled	11/18/09	0	0	08/27/09	\$0.00	\$0.00	0.00%
		5610	14688 Via Fiesta Unit 4 , San Diego CA, 92127	Completed	03/10/10	1	1	08/28/09	\$43,750.00	\$43,750.00	100.00%
		5611	14688 Via Fiesta Unit 4 , San Diego CA, 92127	Completed	03/10/10	1	1	08/28/09	\$10,500.00	\$10,500.00	100.00%
		5628	6183 Verda Ln , San Diego CA, 92130	Completed	03/10/10	1	1	09/09/09	\$34,076.00	\$34,076.00	100.00%
		5629	6183 Verda Ln , San Diego CA, 92130	Completed	03/10/10	1	1	09/09/09	\$8,000.00	\$8,000.00	100.00%
		5632	1072 Sunset Crossing Pt , San Diego CA, 92154	Completed	03/10/10	1	1	09/15/09	\$62,900.00	\$62,900.00	100.00%
		5633	1072 Sunset Crossing Pt , San Diego CA, 92154	Completed	03/10/10	1	1	09/15/09	\$14,800.00	\$14,800.00	100.00%
		5634	1662 Winnett St , San Diego CA, 92114	Completed	03/10/10	1	1	09/15/09	\$34,850.00	\$34,850.00	100.00%
		5635	1662 Winnett St , San Diego CA, 92114	Completed	03/10/10	1	1	09/15/09	\$8,200.00	\$8,200.00	100.00%
		5637	14510 Camino De La Luna Unit 5 , San Diego CA, 92127	Completed	03/10/10	1	1	09/21/09	\$22,127.00	\$22,127.00	100.00%
		5638	14510 Camino De La Luna Unit 5 , San Diego CA, 92127	Completed	03/10/10	1	1	09/21/09	\$7,810.00	\$7,810.00	100.00%
		5639	6729 Madrone Ave , San Diego CA, 92114	Completed	03/18/10	1	1	09/25/09	\$42,500.00	\$42,500.00	100.00%
		5640	6729 Madrone Ave , San Diego CA, 92114	Completed	03/18/10	1	1	09/25/09	\$10,000.00	\$10,000.00	100.00%
		5641	10006 Maya Linda Rd Unit 5201 , San Diego CA, 92126	Completed	03/10/10	1	1	09/25/09	\$35,530.00	\$35,530.00	100.00%
		5642	10006 Maya Linda Rd Unit 5201 , San Diego CA, 92126	Completed	03/10/10	1	1	09/25/09	\$8,360.00	\$8,360.00	100.00%
		5643	1435 Paseo Aurora , San Diego CA, 92154	Completed	03/18/10	1	1	10/14/09	\$33,150.00	\$33,150.00	100.00%
		5645	14678 Via Fiesta Unit 3 , San Diego CA, 92127	Completed	03/18/10	1	1	10/14/09	\$10,920.00	\$10,920.00	100.00%



U.S. Department of Housing and Urban Development
 Office of Community Planning and Development
 Integrated Disbursement and Information System
 Status of HOME Activities - Entitlement
 SAN DIEGO, CA

DATE: 09-21-12
 TIME: 11:24
 PAGE: 40

IDIS - PR22

Tenure Type	Activity Type	IDIS Activity	Activity Address	Activity Status	Status Date	Total Units	Home Units	Initial Funding Date	Committed Amount	Drawn Amount	PCT
Homebuyer	ACQUISITION ONLY	5646	14678 Via Fiesta Unit 3 , San Diego CA, 92127	Completed	03/18/10	1	1	10/14/09	\$45,500.00	\$45,500.00	100.00%
		5647	1435 Paseo Aurora , San Diego CA, 92154	Completed	03/18/10	1	1	10/14/09	\$7,800.00	\$7,800.00	100.00%
		5648	321 Treewood St , San Diego CA, 92114	Completed	03/18/10	1	1	10/20/09	\$5,400.00	\$5,400.00	100.00%
		5663	8034 Linda Vista Rd Apt 1V , San Diego CA, 92111	Completed	03/18/10	1	1	11/12/09	\$4,000.00	\$4,000.00	100.00%
		5664	7604 Camino De La Rosa , San Diego CA, 92127	Completed	03/18/10	1	1	10/20/09	\$45,289.00	\$45,289.00	100.00%
		5665	7604 Camino De La Rosa , San Diego CA, 92127	Completed	10/05/10	1	1	10/20/09	\$10,869.00	\$10,869.00	100.00%
		5666	4381 Cartagena Dr , San Diego CA, 92115	Completed	03/25/10	1	1	12/08/09	\$11,200.00	\$11,200.00	100.00%
		5667	345 43rd St , San Diego CA, 92102	Completed	03/25/10	1	1	11/12/09	\$22,250.00	\$22,250.00	100.00%
		5668	345 43rd St , San Diego CA, 92102	Completed	03/25/10	1	1	11/12/09	\$8,200.00	\$8,200.00	100.00%
		5670	6088 Vista Santa Catarina , San Diego CA, 92154	Completed	03/25/10	1	1	10/27/09	\$61,200.00	\$61,200.00	100.00%
		5671	6088 Vista Santa Catarina , San Diego CA, 92154	Completed	03/25/10	1	1	10/27/09	\$14,400.00	\$14,400.00	100.00%
		5672	3074 45th St , San Diego CA, 92105	Completed	03/25/10	1	1	10/28/09	\$53,550.00	\$53,550.00	100.00%
		5673	3074 45th St , San Diego CA, 92105	Completed	03/25/10	1	1	10/28/09	\$6,000.00	\$6,000.00	100.00%
		5680	14688 Via Fiesta Unit 1 , San Diego CA, 92127	Completed	03/25/10	1	1	11/09/09	\$53,600.00	\$53,600.00	100.00%
		5681	14688 Via Fiesta Unit 1 , San Diego CA, 92127	Completed	03/25/10	1	1	11/09/09	\$12,864.00	\$12,864.00	100.00%
		5682	5229 Churchward St , San Diego CA, 92114	Completed	03/29/10	1	1	11/10/09	\$32,300.00	\$32,300.00	100.00%
		5683	5229 Churchward St , San Diego CA, 92114	Completed	03/29/10	1	1	11/10/09	\$2,802.00	\$2,802.00	100.00%
		5684	14692 Via Fiesta Unit 9 , San Diego CA, 92127	Completed	03/25/10	1	1	11/12/09	\$35,750.00	\$35,750.00	100.00%
		5685	14692 Via Fiesta Unit 9 , San Diego CA, 92127	Completed	03/25/10	1	1	11/12/09	\$8,580.00	\$8,580.00	100.00%
		5689	5415 Zeil Pl , San Diego CA, 92105	Completed	03/25/10	1	1	11/19/09	\$3,000.00	\$3,000.00	100.00%
		5690	5415 Zeil Pl , San Diego CA, 92105	Completed	03/25/10	1	1	11/19/09	\$34,836.00	\$34,836.00	100.00%
		5691	106 Royal Oak Dr , San Diego CA, 92114	Completed	03/29/10	1	1	11/24/09	\$41,650.00	\$41,650.00	100.00%
		5692	106 Royal Oak Dr , San Diego CA, 92114	Completed	03/29/10	1	1	11/24/09	\$9,600.00	\$9,600.00	100.00%
		5693	3045 Evening Creed Dr. S. #44 , San Diego CA, 92128	Completed	03/29/10	1	1	11/30/09	\$58,650.00	\$58,650.00	100.00%
		5694	13045 Evening Creek Dr S Unit 44 , San Diego CA, 92128	Completed	03/29/10	1	1	11/30/09	\$12,500.00	\$12,500.00	100.00%
		5696	5980 Dandridge Ln Unit 215 , San Diego CA, 92115	Completed	03/29/10	1	1	12/04/09	\$18,700.00	\$18,700.00	100.00%
		5697	5980 Dandridge Ln Unit 215 , San Diego CA, 92115	Completed	03/29/10	1	1	12/04/09	\$4,400.00	\$4,400.00	100.00%
		5699	1422 Thermal Ave , San Diego CA, 92154	Canceled	12/17/09	0	0	12/08/09	\$0.00	\$0.00	0.00%



U.S. Department of Housing and Urban Development
 Office of Community Planning and Development
 Integrated Disbursement and Information System
 Status of HOME Activities - Entitlement
 SAN DIEGO, CA

DATE: 09-21-12
 TIME: 11:24
 PAGE: 41

IDIS - PR22

Tenure Type	Activity Type	IDIS Activity	Activity Address	Activity Status	Status Date	Total Units	Home Units	Initial Funding Date	Committed Amount	Drawn Amount	PCT
Homebuyer	ACQUISITION ONLY	5701	11238 Calle Jalapa , San Diego CA, 92126	Completed	03/29/10	1	1	12/14/09	\$69,700.00	\$69,700.00	100.00%
		5702	11238 Calle Jalapa , San Diego CA, 92126	Completed	03/29/10	1	1	12/14/09	\$15,000.00	\$15,000.00	100.00%
		5710	3863 Gamma St , San Diego CA, 92113	Completed	03/29/10	1	1	12/17/09	\$44,200.00	\$44,200.00	100.00%
		5711	3863 Gamma St , San Diego CA, 92113	Completed	03/29/10	1	1	12/17/09	\$10,400.00	\$10,400.00	100.00%
		5723	14692 Via Fiesta Unit 4 , San Diego CA, 92127	Completed	03/29/10	1	1	12/29/09	\$30,302.00	\$30,302.00	100.00%
		5724	14692 Via Fiesta Unit 4 , San Diego CA, 92127	Completed	03/29/10	1	1	12/29/09	\$8,320.00	\$8,320.00	100.00%
		5725	829 Plaza Cuernavaca Way , San Diego CA, 92114	Completed	04/12/10	1	1	12/30/09	\$43,350.00	\$43,350.00	100.00%
		5726	829 Plaza Cuernavaca Way , San Diego CA, 92114	Completed	04/12/10	1	1	12/30/09	\$10,200.00	\$10,200.00	100.00%
		5728	10016 Maya Linda Rd Unit 4103 , San Diego CA, 92126	Canceled	02/04/10	0	0	12/30/09	\$0.00	\$0.00	0.00%
		5735	1958 Manzana Way , San Diego CA, 92139	Completed	04/12/10	1	1	01/08/10	\$30,600.00	\$30,600.00	100.00%
		5736	1958 Manzana Way , San Diego CA, 92139	Completed	04/12/10	1	1	01/08/10	\$5,350.00	\$5,350.00	100.00%
		5737	7002 Springford Ave , San Diego CA, 92114	Completed	04/12/10	1	1	01/12/10	\$45,900.00	\$45,900.00	100.00%
		5738	7002 Springford Ave , San Diego CA, 92114	Completed	04/12/10	1	1	01/12/10	\$7,000.00	\$7,000.00	100.00%
		5749	1841 Bluehaven Ct , San Diego CA, 92154	Completed	04/12/10	1	1	01/25/10	\$29,750.00	\$29,750.00	100.00%
		5750	1841 Bluehaven Ct , San Diego CA, 92154	Completed	04/12/10	1	1	01/25/10	\$7,200.00	\$7,200.00	100.00%
		5753	13015 Wimberly Sq Unit 151 , San Diego CA, 92128	Completed	04/29/10	1	1	01/26/10	\$25,585.00	\$25,585.00	100.00%
		5754	13015 Wimberly Sq Unit 151 , San Diego CA, 92128	Completed	04/29/10	1	1	01/26/10	\$1,700.00	\$1,700.00	100.00%
		5755	3465 Robb Roy Pl , San Diego CA, 92154	Completed	04/29/10	1	1	02/01/10	\$41,650.00	\$41,650.00	100.00%
		5756	3465 Robb Roy Pl , San Diego CA, 92154	Completed	04/29/10	1	1	02/01/10	\$9,800.00	\$9,800.00	100.00%
		5757	1465 C St Unit 3212 , San Diego CA, 92101	Completed	04/29/10	1	1	02/08/10	\$32,130.00	\$32,130.00	100.00%
		5758	1465 C St Unit 3212 , San Diego CA, 92101	Completed	04/29/10	1	1	02/08/10	\$5,000.00	\$5,000.00	100.00%
		5759	1915 Avenida Del Mexico Unit 163 , San Diego CA, 92154	Completed	04/29/10	1	1	02/10/10	\$27,200.00	\$27,200.00	100.00%
		5760	1915 Avenida Del Mexico Unit 163 , San Diego CA, 92154	Completed	04/29/10	1	1	02/10/10	\$6,400.00	\$6,400.00	100.00%
		5761	2883 Casey St , San Diego CA, 92139	Completed	05/03/10	1	1	02/11/10	\$22,950.00	\$22,950.00	100.00%
		5762	2883 Casey St , San Diego CA, 92139	Completed	05/03/10	1	1	02/11/10	\$5,400.00	\$5,400.00	100.00%
		5764	6416 Friars Rd Unit 312 , San Diego CA, 92108	Completed	05/03/10	1	1	02/18/10	\$24,650.00	\$24,650.00	100.00%
		5765	6416 Friars Rd Unit 312 , San Diego CA, 92108	Completed	05/03/10	1	1	02/18/10	\$5,800.00	\$5,800.00	100.00%
		5768	2645 Chadwell Ave , San Diego CA, 92154	Completed	05/10/10	1	1	02/26/10	\$39,950.00	\$39,950.00	100.00%
		5769	2645 Chadwell Ave , San Diego CA, 92154	Completed	05/10/10	1	1	02/26/10	\$8,598.00	\$8,598.00	100.00%



U.S. Department of Housing and Urban Development
 Office of Community Planning and Development
 Integrated Disbursement and Information System
 Status of HOME Activities - Entitlement
 SAN DIEGO, CA

DATE: 09-21-12
 TIME: 11:24
 PAGE: 42

IDIS - PR22

Tenure Type	Activity Type	IDIS Activity	Activity Address	Activity Status	Status Date	Total Units	Home Units	Initial Funding Date	Committed Amount	Drawn Amount	PCT
Homebuyer	ACQUISITION ONLY	5770	14684 Via Fiesta Unit 9 , San Diego CA, 92127	Completed	05/10/10	1	1	03/02/10	\$43,750.00	\$43,750.00	100.00%
		5771	14684 Via Fiesta Unit 9 , San Diego CA, 92127	Completed	05/10/10	1	1	03/02/10	\$9,788.00	\$9,788.00	100.00%
		5772	14680 Via Fiesta Unit 2 , San Diego CA, 92127	Completed	05/10/10	1	1	03/03/10	\$47,250.00	\$47,250.00	100.00%
		5773	14680 Via Fiesta Unit 2 , San Diego CA, 92127	Completed	05/10/10	1	1	03/03/10	\$10,049.00	\$10,049.00	100.00%
		5774	1818 Hixson Ave , San Diego CA, 92105	Completed	05/10/10	1	1	03/03/10	\$39,950.00	\$39,950.00	100.00%
		5775	1818 Hixson Ave , San Diego CA, 92105	Completed	05/10/10	1	1	03/03/10	\$9,400.00	\$9,400.00	100.00%
		5776	6313 Lolly Ln , San Diego CA, 92114	Completed	05/10/10	1	1	03/08/10	\$37,400.00	\$37,400.00	100.00%
		5777	6313 Lolly Ln , San Diego CA, 92114	Completed	05/10/10	1	1	03/08/10	\$7,032.00	\$7,032.00	100.00%
		5778	7042 Silverwood St , San Diego CA, 92114	Completed	05/10/10	1	1	03/12/10	\$6,700.00	\$6,700.00	100.00%
		5779	6397 Radio Dr , San Diego CA, 92114	Completed	05/10/10	1	1	03/12/10	\$32,300.00	\$32,300.00	100.00%
		5780	6397 Radio Dr , San Diego CA, 92114	Completed	05/10/10	1	1	03/12/10	\$7,484.00	\$7,484.00	100.00%
		5781	1080 Park Blvd Unit 914 , San Diego CA, 92101	Completed	05/10/10	1	1	03/16/10	\$7,800.00	\$7,800.00	100.00%
		5782	7622 Woodbine Way , San Diego CA, 92114	Completed	06/21/10	1	1	03/24/10	\$28,611.00	\$28,611.00	100.00%
		5783	7622 Woodbine Way , San Diego CA, 92114	Completed	06/21/10	1	1	03/24/10	\$6,732.00	\$6,732.00	100.00%
		5784	2888 Quadra Ave , San Diego CA, 92154	Completed	06/21/10	1	1	03/29/10	\$38,250.00	\$38,250.00	100.00%
		5785	2888 Quadra Ave , San Diego CA, 92154	Completed	06/21/10	1	1	03/29/10	\$7,325.00	\$7,325.00	100.00%
		5786	1071 Madden Ave Apt B , San Diego CA, 92154	Completed	06/21/10	1	1	03/30/10	\$20,740.00	\$20,740.00	100.00%
		5787	1071 Madden Ave Apt B , San Diego CA, 92154	Completed	06/21/10	1	1	03/30/10	\$4,216.00	\$4,216.00	100.00%
		5788	804 Bonsall St , San Diego CA, 92114	Completed	06/21/10	1	1	04/05/10	\$9,000.00	\$9,000.00	100.00%
		5789	804 Bonsall St , San Diego CA, 92114	Completed	06/21/10	1	1	04/05/10	\$38,250.00	\$38,250.00	100.00%
		5790	7683 Mission Gorge Rd Unit 159 , San Diego CA, 92120	Completed	06/21/10	1	1	04/05/10	\$36,550.00	\$36,550.00	100.00%
		5791	7683 Mission Gorge Rd Unit 159 , San Diego CA, 92120	Completed	06/21/10	1	1	04/05/10	\$8,600.00	\$8,600.00	100.00%
		5794	3929 Texas St Unit 2 , San Diego CA, 92104	Completed	06/21/10	1	1	04/08/10	\$26,605.00	\$26,605.00	100.00%
		5795	3929 Texas St Unit 2 , San Diego CA, 92104	Completed	06/21/10	1	1	04/08/10	\$3,975.00	\$3,975.00	100.00%
		5796	3987 Bateman Ave , San Diego CA, 92154	Completed	06/21/10	1	1	04/09/10	\$42,840.00	\$42,840.00	100.00%
		5797	3987 Bateman Ave , San Diego CA, 92154	Completed	06/21/10	1	1	04/09/10	\$10,000.00	\$10,000.00	100.00%
		5798	1853 Elm Ave , San Diego CA, 92154	Completed	06/21/10	1	1	04/09/10	\$45,560.00	\$45,560.00	100.00%
		5799	1853 Elm Ave , San Diego CA, 92154	Completed	06/22/10	1	1	04/09/10	\$7,766.00	\$7,766.00	100.00%
		5839	2429 Calle Serena , San Diego CA, 92139	Completed	06/22/10	1	1	04/12/10	\$41,990.00	\$41,990.00	100.00%
		5841	2429 Calle Serena , San Diego CA, 92139	Completed	06/22/10	1	1	04/12/10	\$9,880.00	\$9,880.00	100.00%
5871	5349 Caminito Mindy , San Diego CA, 92105	Completed	06/22/10	1	1	04/26/10	\$4,400.00	\$4,400.00	100.00%		



U.S. Department of Housing and Urban Development
 Office of Community Planning and Development
 Integrated Disbursement and Information System
 Status of HOME Activities - Entitlement
 SAN DIEGO, CA

DATE: 09-21-12
 TIME: 11:24
 PAGE: 43

IDIS - PR22

Tenure Type	Activity Type	IDIS Activity	Activity Address	Activity Status	Status Date	Total Units	Home Units	Initial Funding Date	Committed Amount	Drawn Amount	PCT
Homebuyer	ACQUISITION ONLY	5872	4051 Delta St , San Diego CA, 92113	Completed	06/22/10	1	1	04/26/10	\$28,900.00	\$28,900.00	100.00%
		5873	4051 Delta St , San Diego CA, 92113	Completed	06/22/10	1	1	04/26/10	\$6,800.00	\$6,800.00	100.00%
		5875	14680 Via Fiesta Unit 9 , San Diego CA, 92127	Completed	06/29/10	1	1	05/03/10	\$37,375.00	\$37,375.00	100.00%
		5876	14680 Via Fiesta Unit 9 , San Diego CA, 92127	Completed	06/29/10	1	1	05/03/10	\$8,970.00	\$8,970.00	100.00%
		5877	736 Jacumba St , San Diego CA, 92114	Completed	06/29/10	1	1	05/03/10	\$30,600.00	\$30,600.00	100.00%
		5878	736 Jacumba St , San Diego CA, 92114	Completed	06/29/10	1	1	05/03/10	\$6,801.00	\$6,801.00	100.00%
		5886	5221 Solola Ave , San Diego CA, 92114	Completed	06/29/10	1	1	05/12/10	\$39,100.00	\$39,100.00	100.00%
		5887	5221 Solola Ave , San Diego CA, 92114	Completed	06/29/10	1	1	05/12/10	\$9,200.00	\$9,200.00	100.00%
		5888	8485 Miguel Vista Pl , San Diego CA, 92114	Completed	06/29/10	1	1	05/19/10	\$39,525.00	\$39,525.00	100.00%
		5889	8485 Miguel Vista Pl , San Diego CA, 92114	Completed	06/29/10	1	1	05/19/10	\$6,975.00	\$6,975.00	100.00%
		5890	14682 Via Fiesta Unit 9 , San Diego CA, 92127	Completed	06/29/10	1	1	05/20/10	\$36,250.00	\$36,250.00	100.00%
		5891	14682 Via Fiesta Unit 9 , San Diego CA, 92127	Completed	06/29/10	1	1	05/20/10	\$8,700.00	\$8,700.00	100.00%
		5892	1365 Ilexey Ave , San Diego CA, 92154	Completed	06/29/10	1	1	05/20/10	\$49,470.00	\$49,470.00	100.00%
		5893	1365 Ilexey Ave , San Diego CA, 92154	Completed	06/29/10	1	1	05/20/10	\$9,800.00	\$9,800.00	100.00%
		5894	630 San Miguel Ave , San Diego CA, 92113	Completed	06/29/10	1	1	05/20/10	\$35,700.00	\$35,700.00	100.00%
		5895	630 San Miguel Ave , San Diego CA, 92113	Completed	06/29/10	1	1	05/20/10	\$6,464.00	\$6,464.00	100.00%
		5896	716 Portside Pl , San Diego CA, 92154	Completed	06/29/10	1	1	05/20/10	\$32,300.00	\$32,300.00	100.00%
		5897	716 Portside Pl , San Diego CA, 92154	Completed	06/29/10	1	1	05/20/10	\$6,600.00	\$6,600.00	100.00%
		5898	5615 Bolivar St , San Diego CA, 92139	Completed	06/29/10	1	1	05/24/10	\$39,950.00	\$39,950.00	100.00%
		5899	5615 Bolivar St , San Diego CA, 92139	Completed	06/29/10	1	1	05/24/10	\$9,400.00	\$9,400.00	100.00%
		5903	3282 Berger Ave Unit B2 , San Diego CA, 92123	Completed	09/23/10	1	1	05/26/10	\$34,000.00	\$34,000.00	100.00%
		5904	3282 Berger Ave Unit B2 , San Diego CA, 92123	Completed	09/23/10	1	1	05/26/10	\$3,670.00	\$3,670.00	100.00%
		5905	14680 Via Fiesta Unit 1 , San Diego CA, 92127	Completed	06/29/10	1	1	05/26/10	\$37,375.00	\$37,375.00	100.00%
		5906	14680 Via Fiesta Unit 1 , San Diego CA, 92127	Completed	06/29/10	1	1	05/26/10	\$8,970.00	\$8,970.00	100.00%
		5907	7225 Skyline Dr , San Diego CA, 92114	Completed	09/23/10	1	1	06/02/10	\$44,200.00	\$44,200.00	100.00%
		5908	7225 Skyline Dr , San Diego CA, 92114	Completed	09/23/10	1	1	06/02/10	\$6,895.00	\$6,895.00	100.00%
		5910	5140 La Paz Dr , San Diego CA, 92114	Completed	09/23/10	1	1	06/14/10	\$41,310.00	\$41,310.00	100.00%
		5911	5140 La Paz Dr , San Diego CA, 92114	Completed	09/23/10	1	1	06/14/10	\$9,720.00	\$9,720.00	100.00%
5912	14680 Via Fiesta Unit 7 , San Diego CA, 92127	Completed	09/23/10	1	1	06/14/10	\$47,000.00	\$47,000.00	100.00%		
5913	14680 Via Fiesta Unit 7 , San Diego CA, 92127	Completed	09/23/10	1	1	06/14/10	\$10,223.00	\$10,223.00	100.00%		
5914	4179 Polk Ave , San Diego CA, 92105	Completed	09/23/10	1	1	06/14/10	\$4,500.00	\$4,500.00	100.00%		



U.S. Department of Housing and Urban Development
 Office of Community Planning and Development
 Integrated Disbursement and Information System
 Status of HOME Activities - Entitlement
 SAN DIEGO, CA

DATE: 09-21-12
 TIME: 11:24
 PAGE: 44

IDIS - PR22

Tenure Type	Activity Type	IDIS Activity	Activity Address	Activity Status	Status Date	Total Units	Home Units	Initial Funding Date	Committed Amount	Drawn Amount	PCT
Homebuyer	ACQUISITION ONLY	5915	6666 Beadnell Way Unit 9 , San Diego CA, 92117	Completed	09/23/10	1	1	06/14/10	\$7,200.00	\$7,200.00	100.00%
		5916	744 S 45th St , San Diego CA, 92113	Completed	09/23/10	1	1	06/14/10	\$32,300.00	\$32,300.00	100.00%
		5917	744 S 45th St , San Diego CA, 92113	Completed	09/23/10	1	1	06/14/10	\$4,400.00	\$4,400.00	100.00%
		5920	14678 Via Fiesta Unit 1 , San Diego CA, 92127	Completed	09/23/10	1	1	06/16/10	\$47,250.00	\$47,250.00	100.00%
		5921	14678 Via Fiesta Unit 1 , San Diego CA, 92127	Completed	09/27/10	1	1	06/16/10	\$11,340.00	\$11,340.00	100.00%
		5922	1179 Sea Strand Ln , San Diego CA, 92154	Completed	09/27/10	1	1	06/17/10	\$59,500.00	\$59,500.00	100.00%
		5923	1179 Sea Strand Ln , San Diego CA, 92154	Completed	09/27/10	1	1	06/17/10	\$14,000.00	\$14,000.00	100.00%
		5924	6644 Bell Bluff Ave , San Diego CA, 92119	Completed	09/29/10	1	1	07/19/10	\$5,600.00	\$5,600.00	100.00%
		5925	6644 Bell Bluff Ave , San Diego CA, 92119	Completed	09/29/10	1	1	07/19/10	\$23,800.00	\$23,800.00	100.00%
		5926	14684 Via Fiesta Unit 7 , San Diego CA, 92127	Completed	09/29/10	1	1	07/20/10	\$46,468.00	\$46,468.00	100.00%
		5927	14684 Via Fiesta Unit 7 , San Diego CA, 92127	Completed	09/29/10	1	1	07/20/10	\$9,192.00	\$9,192.00	100.00%
		5929	203 S Meadowbrook Dr , San Diego CA, 92114	Completed	09/29/10	1	1	07/22/10	\$35,700.00	\$35,700.00	100.00%
		5930	203 S Meadowbrook Dr , San Diego CA, 92114	Completed	09/29/10	1	1	07/22/10	\$6,300.00	\$6,300.00	100.00%
		5931	660 Sunnyside Ave , San Diego CA, 92114	Completed	09/29/10	1	1	07/23/10	\$43,350.00	\$43,350.00	100.00%
		5932	660 Sunnyside Ave , San Diego CA, 92114	Completed	09/29/10	1	1	07/23/10	\$4,042.00	\$4,042.00	100.00%
		5933	6349 Avenida De Las Vistas Unit 2 , San Diego CA, 92154	Completed	09/29/10	1	1	07/23/10	\$39,950.00	\$39,950.00	100.00%
		5934	6349 Avenida De Las Vistas Unit 2 , San Diego CA, 92154	Completed	09/29/10	1	1	07/23/10	\$9,400.00	\$9,400.00	100.00%
		5935	2026 Ilex Ave , San Diego CA, 92154	Completed	09/29/10	1	1	07/29/10	\$52,700.00	\$52,700.00	100.00%
		5936	2026 Ilex Ave , San Diego CA, 92154	Completed	09/29/10	1	1	07/29/10	\$10,717.00	\$10,717.00	100.00%
		5938	816 Compass Way , San Diego CA, 92154	Completed	03/10/11	1	1	08/03/10	\$33,150.00	\$33,150.00	100.00%
		5939	816 Compass Way , San Diego CA, 92154	Completed	03/10/11	1	1	08/03/10	\$5,850.00	\$5,850.00	100.00%
		5940	8428 Flanders Dr , San Diego CA, 92126	Completed	09/29/10	1	1	08/04/10	\$64,600.00	\$64,600.00	100.00%
		5941	8428 Flanders Dr , San Diego CA, 92126	Completed	09/29/10	1	1	08/04/10	\$11,800.00	\$11,800.00	100.00%
		5942	814 Compass Way , San Diego CA, 92154	Completed	03/10/11	1	1	08/04/10	\$28,900.00	\$28,900.00	100.00%
		5943	814 Compass Way , San Diego CA, 92154	Completed	03/10/11	1	1	08/04/10	\$6,800.00	\$6,800.00	100.00%
		5944	132 Diza Rd , San Diego CA, 92173	Completed	09/29/10	1	1	08/05/10	\$42,500.00	\$42,500.00	100.00%
		5945	132 Diza Rd , San Diego CA, 92173	Completed	09/29/10	1	1	08/05/10	\$7,500.00	\$7,500.00	100.00%
		5946	3450 ROBB ROY PLAE , SAN DIEGO CA, 92154	Completed	09/29/10	1	1	08/10/10	\$44,200.00	\$44,200.00	100.00%
		5947	3450 Robb Roy Pl , San Diego CA, 92154	Completed	09/29/10	1	1	08/10/10	\$7,000.00	\$7,000.00	100.00%
		5948	3653 Beta St , San Diego CA, 92113	Completed	09/29/10	1	1	08/11/10	\$33,150.00	\$33,150.00	100.00%
		5949	3653 Beta St , San Diego CA, 92113	Completed	09/29/10	1	1	08/11/10	\$7,500.00	\$7,500.00	100.00%



U.S. Department of Housing and Urban Development
 Office of Community Planning and Development
 Integrated Disbursement and Information System
 Status of HOME Activities - Entitlement
 SAN DIEGO, CA

DATE: 09-21-12
 TIME: 11:24
 PAGE: 45

IDIS - PR22

Tenure Type	Activity Type	IDIS Activity	Activity Address	Activity Status	Status Date	Total Units	Home Units	Initial Funding Date	Committed Amount	Drawn Amount	PCT
Homebuyer	ACQUISITION ONLY	5950	7548 Camino De La Rosa , San Diego CA, 92127	Completed	09/29/10	1	1	08/12/10	\$47,000.00	\$47,000.00	100.00%
		5951	7548 Camino De La Rosa , San Diego CA, 92127	Completed	09/29/10	1	1	08/12/10	\$12,000.00	\$12,000.00	100.00%
		5952	3615 Ash St Unit 13 , San Diego CA, 92105	Completed	09/29/10	1	1	08/12/10	\$4,500.00	\$4,500.00	100.00%
		5954	4983 Bunnell St , San Diego CA, 92113	Completed	09/29/10	1	1	08/17/10	\$7,820.00	\$7,820.00	100.00%
		5955	3959 Alabama St Apt 2 , San Diego CA, 92104	Completed	09/30/10	1	1	08/18/10	\$40,460.00	\$40,460.00	100.00%
		5956	3959 Alabama St Apt 2 , San Diego CA, 92104	Completed	09/30/10	1	1	08/18/10	\$6,400.00	\$6,400.00	100.00%
		5957	1215 Sea Reef Dr , San Diego CA, 92154	Completed	09/30/10	1	1	08/20/10	\$69,700.00	\$69,700.00	100.00%
		5958	1215 Sea Reef Dr , San Diego CA, 92154	Completed	09/30/10	1	1	08/20/10	\$15,000.00	\$15,000.00	100.00%
		5961	3083 Ocean View Blvd , San Diego CA, 92113	Completed	03/10/11	1	1	08/26/10	\$28,900.00	\$28,900.00	100.00%
		5962	3083 Ocean View Blvd , San Diego CA, 92113	Completed	03/10/11	1	1	08/26/10	\$6,800.00	\$6,800.00	100.00%
		5963	2891 Preece St , San Diego CA, 92111	Completed	03/10/11	1	1	09/01/10	\$59,500.00	\$59,500.00	100.00%
		5964	2891 Preece St , San Diego CA, 92111	Completed	03/10/11	1	1	09/01/10	\$10,000.00	\$10,000.00	100.00%
		5966	6672 Lanston St , San Diego CA, 92111	Completed	03/10/11	1	1	09/03/10	\$8,600.00	\$8,600.00	100.00%
		5990	4383 Kansas St Apt 5 , San Diego CA, 92104	Completed	03/10/11	1	1	09/17/10	\$26,690.00	\$26,690.00	100.00%
		5991	4383 Kansas St Apt 5 , San Diego CA, 92104	Completed	03/10/11	1	1	09/17/10	\$4,764.00	\$4,764.00	100.00%
		5994	6844 Hyde Park Dr Unit C , San Diego CA, 92119	Completed	03/10/11	1	1	09/22/10	\$28,900.00	\$28,900.00	100.00%
		5995	6844 Hyde Park Dr Unit C , San Diego CA, 92119	Completed	03/10/11	1	1	09/22/10	\$5,191.00	\$5,191.00	100.00%
		5998	10519 Caminito Sulmona , San Diego CA, 92129	Completed	03/14/11	1	1	09/30/10	\$28,900.00	\$28,900.00	100.00%
		5999	10519 Caminito Sulmona , San Diego CA, 92129	Completed	03/14/11	1	1	09/30/10	\$6,300.00	\$6,300.00	100.00%
		6000	4626 Hartley St Apt 8 , San Diego CA, 92102	Completed	03/14/11	1	1	10/05/10	\$4,000.00	\$4,000.00	100.00%
		6001	505 59th St , San Diego CA, 92114	Completed	03/14/11	1	1	10/05/10	\$28,050.00	\$28,050.00	100.00%
		6002	505 59th St , San Diego CA, 92114	Completed	03/14/11	1	1	10/05/10	\$5,400.00	\$5,400.00	100.00%
		6003	14652 Via Fiesta Unit 4 , San Diego CA, 92127	Completed	03/14/11	1	1	10/07/10	\$46,467.00	\$46,467.00	100.00%
		6004	14652 Via Fiesta Unit 4 , San Diego CA, 92127	Completed	03/14/11	1	1	10/07/10	\$10,586.00	\$10,586.00	100.00%
		6005	14664 Lazanja Dr , San Diego CA, 92127	Completed	03/14/11	1	1	10/18/10	\$56,579.00	\$56,579.00	100.00%
		6006	14664 Lazanja Dr , San Diego CA, 92127	Completed	03/14/11	1	1	10/18/10	\$12,600.00	\$12,600.00	100.00%



U.S. Department of Housing and Urban Development
 Office of Community Planning and Development
 Integrated Disbursement and Information System
 Status of HOME Activities - Entitlement
 SAN DIEGO, CA

DATE: 09-21-12
 TIME: 11:24
 PAGE: 46

IDIS - PR22

Tenure Type	Activity Type	IDIS Activity	Activity Address	Activity Status	Status Date	Total Units	Home Units	Initial Funding Date	Committed Amount	Drawn Amount	PCT
Homebuyer	ACQUISITION ONLY	6007	14510 Camino De La Luna Unit 3 , San Diego CA, 92127	Completed	03/14/11	1	1	10/19/10	\$10,283.00	\$10,283.00	100.00%
		6008	14510 Camino De La Luna Unit 3 , San Diego CA, 92127	Completed	03/14/11	1	1	10/19/10	\$8,159.00	\$8,159.00	100.00%
		6009	6868 Bear River Row Unit 4 , San Diego CA, 92139	Completed	03/14/11	1	1	10/19/10	\$27,200.00	\$27,200.00	100.00%
		6010	6868 Bear River Row Unit 4 , San Diego CA, 92139	Completed	03/14/11	1	1	10/19/10	\$4,800.00	\$4,800.00	100.00%
		6011	3257 Wittman Way , San Diego CA, 92173	Completed	03/17/11	1	1	02/24/11	\$45,900.00	\$45,900.00	100.00%
		6012	2190 Bluehaven Ct , San Diego CA, 92154	Completed	03/14/11	1	1	10/27/10	\$29,750.00	\$29,750.00	100.00%
		6013	2190 Bluehaven Ct , San Diego CA, 92154	Completed	03/14/11	1	1	10/27/10	\$7,000.00	\$7,000.00	100.00%
		6016	4612 Cheshire St , San Diego CA, 92117	Completed	03/14/11	1	1	11/04/10	\$61,200.00	\$61,200.00	100.00%
		6017	4612 Cheshire St , San Diego CA, 92117	Completed	03/14/11	1	1	11/04/10	\$8,439.00	\$8,439.00	100.00%
		6020	335 Brandywood St , San Diego CA, 92114	Completed	06/16/11	1	1	03/03/11	\$41,894.00	\$41,894.00	100.00%
		6021	335 Brandywood St , San Diego CA, 92114	Completed	06/16/11	1	1	03/03/11	\$8,000.00	\$8,000.00	100.00%
		6022	3562 Marlborough Ave Unit 12 , San Diego CA, 92105	Completed	03/14/11	1	1	11/18/10	\$5,430.00	\$5,430.00	100.00%
		6023	4028 Loma Alta Dr , San Diego CA, 92115	Completed	03/17/11	1	1	02/24/11	\$37,400.00	\$37,400.00	100.00%
		6024	4028 Loma Alta Dr , San Diego CA, 92115	Completed	03/17/11	1	1	02/24/11	\$5,680.00	\$5,680.00	100.00%
		6025	1955 Avenida De La Cruz , San Diego CA, 92173	Completed	03/17/11	1	1	02/24/11	\$33,983.00	\$33,983.00	100.00%
		6026	1955 Avenida De La Cruz , San Diego CA, 92173	Completed	03/17/11	1	1	02/24/11	\$7,096.00	\$7,096.00	100.00%
		6027	17808 Valladares Dr , San Diego CA, 92127	Completed	03/17/11	1	1	02/24/11	\$70,040.00	\$70,040.00	100.00%
		6028	17808 Valladares Dr , San Diego CA, 92127	Completed	03/18/11	1	1	02/24/11	\$7,591.00	\$7,591.00	100.00%
		6029	1206 Kenalan Dr , San Diego CA, 92154	Completed	03/18/11	1	1	02/24/11	\$36,550.00	\$36,550.00	100.00%
		6030	1206 Kenalan Dr , San Diego CA, 92154	Completed	03/18/11	1	1	02/24/11	\$7,608.00	\$7,608.00	100.00%
		6032	7067 Jamacha Rd , San Diego CA, 92114	Completed	03/18/11	1	1	02/24/11	\$30,600.00	\$30,600.00	100.00%
		6033	7067 Jamacha Rd , San Diego CA, 92114	Completed	03/18/11	1	1	02/24/11	\$7,200.00	\$7,200.00	100.00%
		6034	340 Thrush St , San Diego CA, 92114	Completed	03/18/11	1	1	02/24/11	\$7,960.00	\$7,960.00	100.00%
		6036	351 Encinitas Ave , San Diego CA, 92114	Completed	03/18/11	1	1	02/24/11	\$39,440.00	\$39,440.00	100.00%
		6037	351 Encinitas Ave , San Diego CA, 92114	Completed	03/18/11	1	1	02/24/11	\$4,600.00	\$4,600.00	100.00%
		6038	1211 Gloria St , San Diego CA, 92113	Completed	03/18/11	1	1	02/24/11	\$39,950.00	\$39,950.00	100.00%
		6039	1211 Gloria St , San Diego CA, 92113	Completed	03/18/11	1	1	02/24/11	\$6,000.00	\$6,000.00	100.00%
		6042	4752 Magnus Way , San Diego CA, 92113	Completed	03/18/11	1	1	01/19/11	\$4,642.00	\$4,642.00	100.00%
		6044	1631 Manzana Way , San Diego CA, 92139	Completed	03/18/11	1	1	02/24/11	\$29,750.00	\$29,750.00	100.00%
		6045	1631 Manzana Way , San Diego CA, 92139	Completed	03/18/11	1	1	02/24/11	\$7,000.00	\$7,000.00	100.00%
		6046	2260 Morningside St , San Diego CA, 92139	Completed	03/18/11	1	1	02/24/11	\$7,342.00	\$7,342.00	100.00%
		6047	1174 Camino Donaire , San Diego CA, 92154	Completed	03/18/11	1	1	02/24/11	\$38,420.00	\$38,420.00	100.00%



U.S. Department of Housing and Urban Development
 Office of Community Planning and Development
 Integrated Disbursement and Information System
 Status of HOME Activities - Entitlement
 SAN DIEGO, CA

DATE: 09-21-12
 TIME: 11:24
 PAGE: 47

IDIS - PR22

Tenure Type	Activity Type	IDIS Activity	Activity Address	Activity Status	Status Date	Total Units	Home Units	Initial Funding Date	Committed Amount	Drawn Amount	PCT
Homebuyer	ACQUISITION ONLY	6048	1174 Camino Donaire , San Diego CA, 92154	Completed	03/18/11	1	1	02/24/11	\$8,400.00	\$8,400.00	100.00%
		6049	6768 Rio Plato Ct , San Diego CA, 92114	Completed	03/21/11	1	1	02/24/11	\$36,830.00	\$36,830.00	100.00%
		6050	6768 Rio Plato Ct , San Diego CA, 92114	Completed	03/21/11	1	1	02/24/11	\$5,136.00	\$5,136.00	100.00%
		6052	1877 Isla Del Campanero , San Diego CA, 92173	Completed	03/21/11	1	1	02/24/11	\$37,400.00	\$37,400.00	100.00%
		6053	1877 Isla Del Campanero , San Diego CA, 92173	Completed	03/21/11	1	1	02/24/11	\$8,680.00	\$8,680.00	100.00%
		6054	3738 Marzo St , San Diego CA, 92154	Completed	03/21/11	1	1	02/24/11	\$38,250.00	\$38,250.00	100.00%
		6055	3738 Marzo St , San Diego CA, 92154	Completed	03/21/11	1	1	02/24/11	\$9,000.00	\$9,000.00	100.00%
		6056	6236 Plateau Dr , San Diego CA, 92139	Completed	03/17/11	1	1	02/24/11	\$47,600.00	\$47,600.00	100.00%
		6057	6236 Plateau Dr , San Diego CA, 92139	Completed	03/21/11	1	1	02/24/11	\$9,727.00	\$9,727.00	100.00%
		6058	6374 Akins Ave , San Diego CA, 92114	Completed	03/21/11	1	1	02/24/11	\$29,325.00	\$29,325.00	100.00%
		6059	6374 Akins Ave , San Diego CA, 92114	Completed	03/21/11	1	1	02/24/11	\$3,000.00	\$3,000.00	100.00%
		6060	645 Vista San Rafael , San Diego CA, 92154	Completed	04/26/11	1	1	01/20/11	\$55,250.00	\$55,250.00	100.00%
		6061	645 Vista San Rafael , San Diego CA, 92154	Completed	04/26/11	1	1	01/20/11	\$12,200.00	\$12,200.00	100.00%
		6062	4103 Palm Ave , San Diego CA, 92154	Completed	03/21/11	1	1	02/01/11	\$41,650.00	\$41,650.00	100.00%
		6063	4103 Palm Ave , San Diego CA, 92154	Completed	03/21/11	1	1	02/01/11	\$9,000.00	\$9,000.00	100.00%
		6065	7858 Cowles Mountain Ct Unit D26 , San Diego CA, 92119	Completed	04/26/11	1	1	02/01/11	\$24,650.00	\$24,650.00	100.00%
		6066	7858 Cowles Mountain Ct Unit D26 , San Diego CA, 92119	Completed	04/26/11	1	1	02/01/11	\$5,800.00	\$5,800.00	100.00%
		6067	2306 Tocayo Ave Unit 46 , San Diego CA, 92154	Completed	04/27/11	1	1	02/01/11	\$23,800.00	\$23,800.00	100.00%
		6068	2306 Tocayo Ave Unit 46 , San Diego CA, 92154	Completed	04/27/11	1	1	02/01/11	\$5,600.00	\$5,600.00	100.00%
		6070	5403 Streamview Dr , San Diego CA, 92105	Completed	04/27/11	1	1	02/02/11	\$38,250.00	\$38,250.00	100.00%
		6071	5403 Streamview Dr , San Diego CA, 92105	Completed	04/27/11	1	1	02/02/11	\$9,000.00	\$9,000.00	100.00%
		6072	3950 Ohio St Unit 234 , San Diego CA, 92104	Completed	04/27/11	1	1	02/02/11	\$56,500.00	\$56,500.00	100.00%
		6073	3950 Ohio St Unit 234 , San Diego CA, 92104	Completed	04/27/11	1	1	02/02/11	\$6,780.00	\$6,780.00	100.00%
		6074	6131 Verda Ln , San Diego CA, 92130	Completed	04/27/11	1	1	02/07/11	\$33,021.00	\$33,021.00	100.00%
		6075	6131 Verda Ln , San Diego CA, 92130	Completed	04/27/11	1	1	02/07/11	\$6,041.00	\$6,041.00	100.00%
		6076	327 S 29th St , San Diego CA, 92113	Completed	04/28/11	1	1	02/08/11	\$26,860.00	\$26,860.00	100.00%
		6077	327 S 29th St , San Diego CA, 92113	Completed	04/28/11	1	1	02/08/11	\$6,200.00	\$6,200.00	100.00%
		6078	1468 Cactusridge St , San Diego CA, 92105	Completed	04/28/11	1	1	02/16/11	\$44,242.00	\$44,242.00	100.00%
		6079	1468 Cactusridge St , San Diego CA, 92105	Completed	04/28/11	1	1	02/16/11	\$4,600.00	\$4,600.00	100.00%
		6080	1046 Firethorn St , San Diego CA, 92154	Completed	04/28/11	1	1	02/16/11	\$50,150.00	\$50,150.00	100.00%



U.S. Department of Housing and Urban Development
 Office of Community Planning and Development
 Integrated Disbursement and Information System
 Status of HOME Activities - Entitlement
 SAN DIEGO, CA

DATE: 09-21-12
 TIME: 11:24
 PAGE: 48

IDIS - PR22

Tenure Type	Activity Type	IDIS Activity	Activity Address	Activity Status	Status Date	Total Units	Home Units	Initial Funding Date	Committed Amount	Drawn Amount	PCT
Homebuyer	ACQUISITION ONLY	6081	1046 Firethorn St , San Diego CA, 92154	Completed	04/28/11	1	1	02/16/11	\$6,800.00	\$6,800.00	100.00%
		6083	4510 34th St Unit 2 , San Diego CA, 92116	Completed	04/28/11	1	1	02/24/11	\$4,000.00	\$4,000.00	100.00%
		6084	1842 Isla De La Gaita , San Diego CA, 92173	Completed	05/05/11	1	1	02/24/11	\$8,432.00	\$8,432.00	100.00%
		6085	1842 Isla De La Gaita , San Diego CA, 92173	Completed	05/05/11	1	1	02/24/11	\$49,640.00	\$49,640.00	100.00%
		6086	5665 Bonita Dr , San Diego CA, 92114	Completed	05/05/11	1	1	02/24/11	\$28,900.00	\$28,900.00	100.00%
		6087	5665 Bonita Dr , San Diego CA, 92114	Completed	05/05/11	1	1	02/24/11	\$6,800.00	\$6,800.00	100.00%
		6088	5211 Manzanares Way , San Diego CA, 92114	Completed	05/05/11	1	1	02/28/11	\$27,200.00	\$27,200.00	100.00%
		6089	5211 Manzanares Way , San Diego CA, 92114	Completed	05/05/11	1	1	02/28/11	\$6,400.00	\$6,400.00	100.00%
		6090	5960 Albemarle St , San Diego CA, 92139	Completed	05/05/11	1	1	03/01/11	\$40,630.00	\$40,630.00	100.00%
		6091	5960 Albemarle St , San Diego CA, 92139	Completed	05/05/11	1	1	03/01/11	\$7,170.00	\$7,170.00	100.00%
		6092	9909 Azuaga St Unit C201 , San Diego CA, 92129	Completed	05/05/11	1	1	03/01/11	\$29,750.00	\$29,750.00	100.00%
		6093	9909 Azuaga St Unit C201 , San Diego CA, 92129	Completed	05/12/11	1	1	03/01/11	\$6,800.00	\$6,800.00	100.00%
		6094	2589 E Beyer Blvd , San Diego CA, 92173	Completed	05/12/11	1	1	03/03/11	\$35,700.00	\$35,700.00	100.00%
		6095	2589 E Beyer Blvd , San Diego CA, 92173	Completed	05/12/11	1	1	03/03/11	\$8,400.00	\$8,400.00	100.00%
		6096	206 S 29th St , San Diego CA, 92113	Completed	05/12/11	1	1	03/04/11	\$30,600.00	\$30,600.00	100.00%
		6097	206 S 29th St , San Diego CA, 92113	Completed	05/12/11	1	1	03/04/11	\$6,296.00	\$6,296.00	100.00%
		6099	6011 Alleghany St , San Diego CA, 92139	Completed	05/12/11	1	1	03/15/11	\$7,400.00	\$7,400.00	100.00%
		6101	6394 Rancho Mission Rd Unit 124 , San Diego CA, 92108	Completed	06/20/11	1	1	04/27/11	\$2,575.00	\$2,575.00	100.00%
		6102	201 Treewood St , San Diego CA, 92114	Completed	06/27/11	1	1	05/05/11	\$6,450.00	\$6,450.00	100.00%
		6103	7111 Jamacha Rd , San Diego CA, 92114	Completed	06/27/11	1	1	05/10/11	\$6,944.00	\$6,944.00	100.00%
		6104	970 Merlin Dr , San Diego CA, 92114	Completed	06/30/11	1	1	05/26/11	\$18,958.00	\$18,958.00	100.00%
		6172	3050 Martin Ave , San Diego CA, 92113	Completed	10/06/11	1	1	08/22/11	\$2,615.00	\$2,615.00	100.00%
		6173	879 Blackwood Dr , San Diego CA, 92154	Completed	10/06/11	1	1	08/23/11	\$6,562.00	\$6,562.00	100.00%
		6174	3909 Rene Dr , San Diego CA, 92154	Completed	10/06/11	1	1	08/24/11	\$9,900.00	\$9,900.00	100.00%
		6199	14682 Via Fiesta Unit 5 , San Diego CA, 92127	Completed	10/06/11	1	1	08/30/11	\$48,750.00	\$48,750.00	100.00%
		6200	14682 Via Fiesta Unit 5 , San Diego CA, 92127	Completed	10/06/11	1	1	08/30/11	\$4,371.00	\$4,371.00	100.00%
		6201	1163 Car St , San Diego CA, 92114	Completed	10/18/11	1	1	08/31/11	\$3,700.00	\$3,700.00	100.00%
6204	4996 Cimarron Way , San Diego CA, 92154	Completed	10/18/11	1	1	09/16/11	\$4,500.00	\$4,500.00	100.00%		
6205	5425 Logan Ave , San Diego CA, 92114	Completed	10/18/11	1	1	09/19/11	\$6,800.00	\$6,800.00	100.00%		
6206	5425 Logan Ave , San Diego CA, 92114	Completed	10/18/11	1	1	09/19/11	\$37,000.00	\$37,000.00	100.00%		
6210	391 Kaymar Dr , San Diego CA, 92114	Completed	10/18/11	1	1	09/28/11	\$4,520.00	\$4,520.00	100.00%		
6211	5261 Lenox Dr , San Diego CA, 92114	Completed	10/18/11	1	1	09/29/11	\$7,912.00	\$7,912.00	100.00%		



U.S. Department of Housing and Urban Development
 Office of Community Planning and Development
 Integrated Disbursement and Information System
 Status of HOME Activities - Entitlement
 SAN DIEGO, CA

DATE: 09-21-12
 TIME: 11:24
 PAGE: 49

IDIS - PR22

Tenure Type	Activity Type	IDIS Activity	Activity Address	Activity Status	Status Date	Total Units	Home Units	Initial Funding Date	Committed Amount	Drawn Amount	PCT
Homebuyer ACQUISITION ONLY		6215	10143 Zapata Ave , San Diego CA, 92126	Completed	12/07/11	1	1	10/18/11	\$69,275.00	\$69,275.00	100.00%
		6217	10143 Zapata Ave , San Diego CA, 92126	Completed	12/07/11	1	1	10/18/11	\$12,225.00	\$12,225.00	100.00%
		6218	5777 Winchester St , San Diego CA, 92139	Completed	12/08/11	1	1	10/26/11	\$8,540.00	\$8,540.00	100.00%
		6219	2630 Wardlow Ave , San Diego CA, 92154	Completed	12/08/11	1	1	10/26/11	\$4,181.00	\$4,181.00	100.00%
		6222	10952 Martinique Way , San Diego CA, 92126	Completed	12/08/11	1	1	11/15/11	\$6,873.00	\$6,873.00	100.00%
		6223	5222 Trinidad Way , San Diego CA, 92114	Completed	12/08/11	1	1	11/16/11	\$6,941.00	\$6,941.00	100.00%
		6225	1910 Paradise St , San Diego CA, 92114	Completed	03/05/12	1	1	11/28/11	\$5,800.00	\$5,800.00	100.00%
		6226	2602 Wardlow Ave , San Diego CA, 92154	Completed	12/08/11	1	1	11/30/11	\$8,000.00	\$8,000.00	100.00%
		6227	4039 Arey Dr , San Diego CA, 92154	Completed	03/14/12	1	1	11/30/11	\$6,765.00	\$6,765.00	100.00%
		6230	1734 49th St , San Diego CA, 92102	Completed	03/14/12	1	1	12/12/11	\$7,767.00	\$7,767.00	100.00%
		6231	7592 Goode St , San Diego CA, 92139	Completed	03/14/12	1	1	12/12/11	\$8,400.00	\$8,400.00	100.00%
		6232	1441 Pequena St , San Diego CA, 92154	Completed	03/14/12	1	1	12/14/11	\$8,048.00	\$8,048.00	100.00%
		6235	7278 Big Oak St , San Diego CA, 92114	Completed	03/14/12	1	1	12/19/11	\$4,723.00	\$4,723.00	100.00%
		6236	1858 Corbin St , San Diego CA, 92154	Completed	03/14/12	1	1	12/19/11	\$8,860.00	\$8,860.00	100.00%
		6238	6030 Adams Ave , San Diego CA, 92115	Completed	03/14/12	1	1	12/21/11	\$5,113.00	\$5,113.00	100.00%
		6240	2206 Wailea Way , San Diego CA, 92154	Completed	03/14/12	1	1	12/28/11	\$7,365.00	\$7,365.00	100.00%
		6241	838 Worthington St , San Diego CA, 92114	Completed	03/14/12	1	1	12/29/11	\$7,029.00	\$7,029.00	100.00%
		6243	7784 Woodbine Way , San Diego CA, 92114	Completed	05/02/12	1	1	01/10/12	\$6,300.00	\$6,300.00	100.00%
		6245	782 Castaway Cv , San Diego CA, 92154	Completed	05/02/12	1	1	01/11/12	\$6,800.00	\$6,800.00	100.00%
		6246	5325 Churchward St , San Diego CA, 92114	Completed	05/02/12	1	1	01/17/12	\$8,021.00	\$8,021.00	100.00%
		6247	5044 Starfish Way , San Diego CA, 92154	Completed	05/02/12	1	1	01/17/12	\$69,445.00	\$69,445.00	100.00%
		6248	5044 Starfish Way , San Diego CA, 92154	Completed	05/02/12	1	1	01/17/12	\$10,818.00	\$10,818.00	100.00%
		6249	1430 49th St , San Diego CA, 92102	Completed	05/03/12	1	1	02/01/12	\$8,850.00	\$8,850.00	100.00%
		6251	1720 Boca Del Tule , San Diego CA, 92173	Completed	05/03/12	1	1	02/07/12	\$10,800.00	\$10,800.00	100.00%
		6252	172 Welling Way , San Diego CA, 92114	Completed	05/03/12	1	1	02/13/12	\$2,193.00	\$2,193.00	100.00%
		6256	1190 Kostner Dr , San Diego CA, 92154	Completed	06/07/12	1	1	02/27/12	\$8,795.00	\$8,795.00	100.00%
		6258	1190 Kostner Dr , San Diego CA, 92154	Completed	06/07/12	1	1	02/27/12	\$41,990.00	\$41,990.00	100.00%
		6260	10936 Barbados Way , San Diego CA, 92126	Completed	06/07/12	1	1	03/01/12	\$11,388.00	\$11,388.00	100.00%
		6261	10936 Barbados Way , San Diego CA, 92126	Completed	06/07/12	1	1	03/01/12	\$69,445.00	\$69,445.00	100.00%
		6263	6780 Friars Rd Unit 143 , San Diego CA, 92108	Completed	06/14/12	1	1	04/02/12	\$23,630.00	\$23,630.00	100.00%
	6310	2712 Wardlow Ave , San Diego CA, 92154	Completed	06/14/12	1	1	04/11/12	\$35,700.00	\$35,700.00	100.00%	
	6311	2712 Wardlow Ave , San Diego CA, 92154	Completed	06/14/12	1	1	04/11/12	\$1,400.00	\$1,400.00	100.00%	
	6312	2885 Casey St , San Diego CA, 92139	Completed	06/14/12	1	1	04/17/12	\$11,200.00	\$11,200.00	100.00%	
	6313	4300 Newton Ave Unit 85 , San Diego CA, 92113	Completed	06/14/12	1	1	04/24/12	\$31,280.00	\$31,280.00	100.00%	



U.S. Department of Housing and Urban Development
 Office of Community Planning and Development
 Integrated Disbursement and Information System
 Status of HOME Activities - Entitlement
 SAN DIEGO, CA

DATE: 09-21-12
 TIME: 11:24
 PAGE: 50

IDIS - PR22

Tenure Type	Activity Type	IDIS Activity	Activity Address	Activity Status	Status Date	Total Units	Home Units	Initial Funding Date	Committed Amount	Drawn Amount	PCT
Homebuyer	ACQUISITION ONLY	6314	4300 Newton Ave Unit 85 , San Diego CA, 92113	Completed	06/14/12	1	1	04/24/12	\$7,360.00	\$7,360.00	100.00%
		6315	1103 Armacost Rd , San Diego CA, 92114	Completed	06/14/12	1	1	04/26/12	\$44,200.00	\$44,200.00	100.00%
		6316	1250 Braddock St , San Diego CA, 92114	Completed	07/03/12	1	1	05/02/12	\$35,530.00	\$35,530.00	100.00%
		6317	1250 Braddock St , San Diego CA, 92114	Completed	07/03/12	1	1	05/02/12	\$8,360.00	\$8,360.00	100.00%
		6318	2404 Tocayo Ave Unit 139 , San Diego CA, 92154	Completed	07/03/12	1	1	05/02/12	\$24,650.00	\$24,650.00	100.00%
		6319	6284 Potomac St , San Diego CA, 92139	Completed	07/03/12	1	1	05/08/12	\$42,160.00	\$42,160.00	100.00%
		6320	6284 Potomac St , San Diego CA, 92139	Completed	07/03/12	1	1	05/08/12	\$2,300.00	\$2,300.00	100.00%
		6325	452 Encinitas Ave , San Diego CA, 92114	Completed	08/23/12	1	1	05/17/12	\$36,550.00	\$36,550.00	100.00%
		6326	452 Encinitas Ave , San Diego CA, 92114	Completed	08/23/12	1	1	05/17/12	\$7,334.00	\$7,334.00	100.00%
		6327	3440 Boston Ave , San Diego CA, 92113	Completed	07/03/12	1	1	05/17/12	\$8,600.00	\$8,600.00	100.00%
		6328	863 Grissom St , San Diego CA, 92154	Completed	07/03/12	1	1	05/17/12	\$46,308.00	\$46,308.00	100.00%
		6329	863 Grissom St , San Diego CA, 92154	Completed	07/03/12	1	1	05/17/12	\$9,449.00	\$9,449.00	100.00%
		6332	3071 Clay Ave , San Diego CA, 92113	Completed	07/03/12	1	1	05/30/12	\$35,700.00	\$35,700.00	100.00%
		6333	3071 Clay Ave , San Diego CA, 92113	Completed	07/03/12	1	1	05/30/12	\$7,300.00	\$7,300.00	100.00%
		6334	2644 Chadwell Ave , San Diego CA, 92154	Completed	07/03/12	1	1	05/30/12	\$43,010.00	\$43,010.00	100.00%
		6335	2644 Chadwell Ave , San Diego CA, 92154	Completed	07/03/12	1	1	05/30/12	\$9,200.00	\$9,200.00	100.00%
		6336	3282 Berger Ave , San Diego CA, 92123	Completed	08/22/12	1	1	05/31/12	\$29,070.00	\$29,070.00	100.00%
		6337	3282 Berger Ave , San Diego CA, 92123	Completed	08/22/12	1	1	05/31/12	\$6,840.00	\$6,840.00	100.00%
		6338	14682 Via Fiesta Unit 8 , San Diego CA, 92127	Completed	08/23/12	1	1	06/08/12	\$48,000.00	\$48,000.00	100.00%
		6339	14682 Via Fiesta Unit 8 , San Diego CA, 92127	Completed	08/23/12	1	1	06/08/12	\$1,280.00	\$1,280.00	100.00%
		6341	13343 Rancho Penasquitos Blvd Unit B103 , San Diego CA, 92129	Completed	08/23/12	1	1	06/14/12	\$26,350.00	\$26,350.00	100.00%
		6342	13343 Rancho Penasquitos Blvd Unit B103 , San Diego CA, 92129	Completed	08/23/12	1	1	07/17/12	\$6,742.00	\$6,742.00	100.00%
		6343	2534 Chadwell Ave , San Diego CA, 92154	Completed	08/23/12	1	1	07/17/12	\$45,050.00	\$45,050.00	100.00%
		6344	2534 Chadwell Ave , San Diego CA, 92154	Completed	08/23/12	1	1	07/17/12	\$7,193.00	\$7,193.00	100.00%
		6345	5816 Balmoral Dr , San Diego CA, 92114	Completed	08/28/12	1	1	07/17/12	\$38,930.00	\$38,930.00	100.00%
		6346	5816 Balmoral Dr , San Diego CA, 92114	Completed	08/28/12	1	1	07/17/12	\$8,000.00	\$8,000.00	100.00%
		6348	6058 Schuyler St , San Diego CA, 92139	Completed	08/28/12	1	1	07/17/12	\$44,200.00	\$44,200.00	100.00%
		6349	6058 Schuyler St , San Diego CA, 92139	Completed	08/28/12	1	1	07/17/12	\$5,780.00	\$5,780.00	100.00%
		6350	10510 Caminito Sulmona , San Diego CA, 92129	Completed	08/28/12	1	1	07/17/12	\$21,250.00	\$21,250.00	100.00%
		6351	10510 Caminito Sulmona , San Diego CA, 92129	Completed	08/28/12	1	1	07/17/12	\$5,000.00	\$5,000.00	100.00%
		6352	1965 Hansel Dr , San Diego CA, 92154	Final Draw	08/31/12	0	0	07/02/12	\$48,450.00	\$48,450.00	100.00%
		6353	1965 Hansel Dr , San Diego CA, 92154	Final Draw	08/31/12	0	0	07/02/12	\$7,809.00	\$7,809.00	100.00%



U.S. Department of Housing and Urban Development
 Office of Community Planning and Development
 Integrated Disbursement and Information System
 Status of HOME Activities - Entitlement
 SAN DIEGO, CA

DATE: 09-21-12
 TIME: 11:24
 PAGE: 51

IDIS - PR22

Tenure Type	Activity Type	IDIS Activity	Activity Address	Activity Status	Status Date	Total Units	Home Units	Initial Funding Date	Committed Amount	Drawn Amount	PCT
Homebuyer ACQUISITION ONLY		6354	7600 Camino De La Rosa , San Diego CA, 92127	Final Draw	08/31/12	0	0	07/03/12	\$7,700.00	\$7,700.00	100.00%
		6355	1157 27th St , San Diego CA, 92154	Final Draw	08/31/12	0	0	07/12/12	\$6,500.00	\$6,500.00	100.00%
		6357	5755 Alleghany St , San Diego CA, 92139	Final Draw	09/20/12	0	0	07/24/12	\$9,856.00	\$9,856.00	100.00%
		6359	4180 Louisiana St Apt 1B , San Diego CA, 92104	Final Draw	09/20/12	0	0	07/26/12	\$18,360.00	\$18,360.00	100.00%
		6360	4180 Louisiana St Apt 1B , San Diego CA, 92104	Final Draw	09/20/12	0	0	07/26/12	\$2,989.00	\$2,989.00	100.00%
		6361	3774 Lindbergh St , San Diego CA, 92154	Final Draw	08/31/12	0	0	07/26/12	\$59,500.00	\$59,500.00	100.00%
		6362	3774 Lindbergh St , San Diego CA, 92154	Final Draw	08/31/12	0	0	07/26/12	\$8,023.00	\$8,023.00	100.00%
		6364	7480 Black Oak Rd , San Diego CA, 92114	Final Draw	09/20/12	0	0	08/03/12	\$8,439.00	\$8,439.00	100.00%
		6365	14692 Via Fiesta Unit 8 , San Diego CA, 92127	Final Draw	09/20/12	0	0	08/06/12	\$48,750.00	\$48,750.00	100.00%
		6366	14692 Via Fiesta Unit 8 , San Diego CA, 92127	Final Draw	09/20/12	0	0	08/06/12	\$4,935.00	\$4,935.00	100.00%
		6367	6161 Verda Ln , San Diego CA, 92130	Final Draw	09/20/12	0	0	08/07/12	\$16,938.00	\$16,938.00	100.00%
		6368	6161 Verda Ln , San Diego CA, 92130	Final Draw	09/20/12	0	0	08/07/12	\$6,421.00	\$6,421.00	100.00%
		6369	13056 Lamia Pt , San Diego CA, 92130	Final Draw	09/20/12	0	0	08/09/12	\$35,288.00	\$35,288.00	100.00%
		6370	13056 Lamia Pt , San Diego CA, 92130	Final Draw	09/20/12	0	0	08/09/12	\$6,700.00	\$6,700.00	100.00%
		6372	7447 Cahill Dr , San Diego CA, 92114	Final Draw	09/20/12	0	0	08/13/12	\$43,520.00	\$43,520.00	100.00%
		6373	7447 Cahill Dr , San Diego CA, 92114	Final Draw	09/20/12	0	0	08/13/12	\$9,100.00	\$9,100.00	100.00%
		6374	14684 Via Fiesta Unit 8 , San Diego CA, 92127	Final Draw	09/20/12	0	0	08/14/12	\$48,750.00	\$48,750.00	100.00%
		6375	14684 Via Fiesta Unit 8 , San Diego CA, 92127	Final Draw	09/20/12	0	0	08/14/12	\$4,776.00	\$4,776.00	100.00%
		6376	792 Blackwood Dr , San Diego CA, 92154	Final Draw	09/20/12	0	0	08/14/12	\$46,750.00	\$46,750.00	100.00%
		6377	792 Blackwood Dr , San Diego CA, 92154	Final Draw	09/20/12	0	0	08/14/12	\$10,916.00	\$10,916.00	100.00%
		6391	1939 Isla Del Carmen Way , San Diego CA, 92173	Final Draw	09/20/12	0	0	08/21/12	\$7,200.00	\$7,200.00	100.00%
		6392	622 San Miguel Ave , San Diego CA, 92113	Final Draw	09/20/12	0	0	08/27/12	\$6,724.00	\$6,724.00	100.00%
		6394	3204 E Virgo Rd , San Diego CA, 92105	Open	09/13/12	0	0	08/29/12	\$5,628.00	\$0.00	0.00%
		6397	6262 Chadwick Ave , San Diego CA, 92139	Open	09/06/12	0	0	09/06/12	\$9,000.00	\$0.00	0.00%
		6398	555 Cadman St , San Diego CA, 92114	Open	09/11/12	0	0	09/11/12	\$8,700.00	\$0.00	0.00%
		6399	7380 Bignell Dr , San Diego CA, 92139	Open	09/12/12	0	0	09/12/12	\$8,600.00	\$0.00	0.00%
		6400	1484 Paseo Aurora , San Diego CA, 92154	Open	09/13/12	0	0	09/13/12	\$7,200.00	\$0.00	0.00%
	6401	1571 Masterson Ln , San Diego CA, 92154	Open	09/19/12	0	0	09/19/12	\$11,000.00	\$0.00	0.00%	



U.S. Department of Housing and Urban Development
 Office of Community Planning and Development
 Integrated Disbursement and Information System
 Status of HOME Activities - Entitlement
 SAN DIEGO, CA

DATE: 09-21-12
 TIME: 11:24
 PAGE: 52

IDIS - PR22

Tenure Type	Activity Type	IDIS Activity	Activity Address	Activity Status	Status Date	Total Units	Home Units	Initial Funding Date	Committed Amount	Drawn Amount	PCT
Homebuyer	ACQUISITION AND REHABILITATION	17	4545 Arizona St , San Diego CA, 92116	Completed	01/01/95	38	38	07/26/93	\$2,830,275.00	\$2,830,275.00	100.00%
		1040	5220 Spruce St , San Diego CA, 92105	Completed	09/01/99	1	1	04/30/98	\$19,580.00	\$19,580.00	100.00%
		1399	3994 Division St , San Diego CA, 92113	Completed	06/07/99	1	1	07/06/98	\$22,300.00	\$22,300.00	100.00%
		1416	3415 Acacia St , San Diego CA, 92113	Completed	06/07/99	1	1	07/24/98	\$29,300.00	\$29,300.00	100.00%
		1483	5514 Bonita Dr , San Diego CA, 92114	Completed	06/01/99	1	1	10/21/98	\$31,730.00	\$31,730.00	100.00%
		1484	711 S 46th St , San Diego CA, 92113	Completed	06/01/99	1	1	10/23/98	\$24,030.00	\$24,030.00	100.00%
		1650	611 S 46th St , San Diego CA, 92113	Completed	06/08/99	1	1	11/23/98	\$33,350.00	\$33,350.00	100.00%
		2204	6788 Mallard St , San Diego CA, 92114	Completed	06/10/04	0	1	12/22/99	\$40,100.00	\$40,100.00	100.00%
		2221	3815 35th St , San Diego CA, 92104	Completed	06/10/04	0	1	11/22/99	\$29,300.00	\$29,300.00	100.00%
		2255	3219 39th St , San Diego CA, 92105	Completed	10/31/02	1	1	12/16/99	\$37,100.00	\$37,100.00	100.00%
		2260	5272 Olvera Ave , San Diego CA, 92114	Completed	12/17/02	1	1	12/17/99	\$40,100.00	\$40,100.00	100.00%
		2274	815 S 38th St , San Diego CA, 92113	Completed	02/07/03	1	1	12/22/99	\$35,215.00	\$35,215.00	100.00%
		2279	5641 Roswell St , San Diego CA, 92114	Completed	06/14/02	1	1	01/06/00	\$6,660.00	\$6,660.00	100.00%
		2280	5618 Redwood St , San Diego CA, 92105	Completed	10/30/02	1	1	01/07/00	\$39,900.00	\$39,900.00	100.00%
		2288	HOMEWORKS LOAN GUARANTEE #2 , SAN DIEGO CA, 00000	Canceled	06/24/10	0	62	01/20/00	\$0.00	\$0.00	0.00%
		2300	1454 Braddock St , San Diego CA, 92114	Completed	06/14/02	1	1	02/01/00	\$42,800.00	\$42,800.00	100.00%
		2301	3604 Meridian Ave , San Diego CA, 92115	Completed	11/01/02	1	1	02/02/00	\$37,952.00	\$37,952.00	100.00%
		2307	4222 Stanton Rd , San Diego CA, 92105	Completed	06/14/02	1	1	02/09/00	\$27,430.00	\$27,430.00	100.00%
		2308	3486 Foss St , San Diego CA, 92154	Completed	06/14/02	1	1	02/25/00	\$43,200.00	\$43,200.00	100.00%
		2313	2558 Fairmount Ave , San Diego CA, 92105	Completed	06/14/02	1	1	02/17/00	\$32,000.00	\$32,000.00	100.00%
		2327	139 S Bancroft St , San Diego CA, 92113	Completed	07/26/02	1	1	03/01/00	\$36,590.00	\$36,590.00	100.00%
		2342	3221 Commercial St , San Diego CA, 92113	Completed	06/14/02	1	1	03/23/00	\$25,520.00	\$25,520.00	100.00%
		2648	570 60th St , San Diego CA, 92114	Completed	06/14/02	1	1	03/21/01	\$47,900.00	\$47,900.00	100.00%
		2656	4930 Westover Pl , San Diego CA, 92102	Completed	08/13/02	1	1	04/05/01	\$43,400.00	\$43,400.00	100.00%
		2852	1368 Lincoln Pl , San Diego CA, 92114	Completed	09/24/02	1	1	10/05/01	\$50,000.00	\$50,000.00	100.00%
		2884	616 Olivewood Ter , San Diego CA, 92113	Completed	06/06/02	1	1	11/06/01	\$50,122.00	\$50,122.00	100.00%
		2889	2562 Sumac Dr , San Diego CA, 92105	Completed	06/05/02	1	1	11/14/01	\$54,620.00	\$54,620.00	100.00%
		3354	1040 S 37th St , San Diego CA, 92113	Completed	12/05/03	1	1	03/10/03	\$53,880.00	\$53,880.00	100.00%



U.S. Department of Housing and Urban Development
 Office of Community Planning and Development
 Integrated Disbursement and Information System
 Status of HOME Activities - Entitlement
 SAN DIEGO, CA

DATE: 09-21-12
 TIME: 11:24
 PAGE: 53

IDIS - PR22

Tenure Type	Activity Type	IDIS Activity	Activity Address	Activity Status	Status Date	Total Home Units	Initial Funding Date	Committed Amount	Drawn Amount	PCT
Homeowner Rehab	REHABILITATION	268	LOAN GUARANTEE #1 , SAN DIEGO CA, 92101	Canceled	08/16/02	0 62	09/13/96	\$0.00	\$0.00	0.00%
		2211	5841 Streamview Dr , San Diego CA, 92105	Completed	06/04/02	1 1	11/18/99	\$4,990.00	\$4,990.00	100.00%
		2216	3406 Texas St , San Diego CA, 92104	Completed	06/04/02	1 1	04/21/00	\$5,000.00	\$5,000.00	100.00%
		2217	353 Lausanne Dr , San Diego CA, 92114	Completed	06/11/02	1 1	11/22/99	\$5,000.00	\$5,000.00	100.00%
		2218	3595 Arizona St , San Diego CA, 92104	Completed	06/11/02	1 1	11/22/99	\$5,000.00	\$5,000.00	100.00%
		2219	3976 Oregon St , San Diego CA, 92104	Completed	02/12/03	1 1	11/22/99	\$5,000.00	\$5,000.00	100.00%
		2220	1419 Burton St , San Diego CA, 92111	Completed	06/11/02	1 1	11/22/99	\$5,000.00	\$5,000.00	100.00%
		2222	3942 Marine View Ave , San Diego CA, 92113	Completed	06/20/02	1 1	11/29/99	\$39,874.00	\$39,874.00	100.00%
		2227	1880 Cordrey Ct , San Diego CA, 92105	Completed	06/11/02	1 1	11/30/99	\$4,910.00	\$4,910.00	100.00%
		2228	3886 T St , San Diego CA, 92113	Completed	06/11/02	1 1	11/30/99	\$5,000.00	\$5,000.00	100.00%
		2239	1546 31st St , San Diego CA, 92102	Completed	06/11/02	1 1	12/06/99	\$5,000.00	\$5,000.00	100.00%
		2240	5272 Prosperity Ln , San Diego CA, 92115	Completed	06/20/02	1 1	12/07/99	\$5,000.00	\$5,000.00	100.00%
		2254	3429 45th St , San Diego CA, 92105	Completed	06/11/02	1 1	12/15/99	\$5,000.00	\$5,000.00	100.00%
		2276	7117 Jacmar Ave , San Diego CA, 92114	Completed	06/11/02	1 1	12/23/99	\$5,000.00	\$5,000.00	100.00%
		2284	6062 Skyline Dr , San Diego CA, 92114	Completed	06/20/02	1 1	01/13/00	\$28,700.00	\$28,700.00	100.00%
		2285	2364 Tocayo Ave Unit 93 , San Diego CA, 92154	Completed	06/20/02	1 1	01/13/00	\$5,000.00	\$5,000.00	100.00%
		2293	3260 53rd St , San Diego CA, 92105	Completed	06/12/02	1 1	01/27/00	\$5,000.00	\$5,000.00	100.00%
		2304	421 Milbrae St , San Diego CA, 92113	Completed	06/12/02	1 1	02/07/00	\$5,000.00	\$5,000.00	100.00%
		2309	4142 Quapaw Ave , San Diego CA, 92117	Completed	06/13/02	1 1	02/14/00	\$5,000.00	\$5,000.00	100.00%
		2311	6778 Rio Plato Ct , San Diego CA, 92114	Completed	07/02/02	1 1	02/16/00	\$37,147.00	\$37,147.00	100.00%
		2314	4546 Redwood St , San Diego CA, 92105	Completed	06/20/02	1 1	02/17/00	\$17,600.00	\$17,600.00	100.00%
		2321	936 Granger St , San Diego CA, 92154	Completed	06/20/02	1 1	02/25/00	\$14,500.00	\$14,500.00	100.00%
		2326	11989 Obispo Rd , San Diego CA, 92128	Completed	06/13/02	1 1	03/01/00	\$5,000.00	\$5,000.00	100.00%
		2329	4624 W Point Loma Blvd , San Diego CA, 92107	Completed	12/17/02	1 1	03/02/00	\$5,000.00	\$5,000.00	100.00%
		2330	5604 Streamview Dr , San Diego CA, 92105	Completed	09/19/02	1 1	03/03/00	\$5,000.00	\$5,000.00	100.00%
		2332	1525 Klauber Ave , San Diego CA, 92114	Completed	09/13/02	1 1	03/13/00	\$44,900.00	\$44,900.00	100.00%
		2337	2120 54th St , San Diego CA, 92105	Completed	06/12/02	1 1	03/17/00	\$4,995.00	\$4,995.00	100.00%
		2356	5464 Creston Dr , San Diego CA, 92114	Completed	06/13/02	1 1	04/04/00	\$5,000.00	\$5,000.00	100.00%
		2367	5139 Coban St , San Diego CA, 92114	Completed	06/12/02	1 1	04/14/00	\$5,000.00	\$5,000.00	100.00%
		2369	709 S 31st St , San Diego CA, 92113	Completed	06/12/02	1 1	04/14/00	\$5,000.00	\$5,000.00	100.00%
		2373	3727 College Ave , San Diego CA, 92115	Completed	06/20/02	1 1	04/21/00	\$5,000.00	\$5,000.00	100.00%
		2374	5045 Tiselle Way , San Diego CA, 92105	Completed	06/13/02	1 1	04/21/00	\$4,991.00	\$4,991.00	100.00%
		2376	6503 Bradford St , San Diego CA, 92115	Completed	06/13/02	1 1	04/24/00	\$5,000.00	\$5,000.00	100.00%



U.S. Department of Housing and Urban Development
 Office of Community Planning and Development
 Integrated Disbursement and Information System
 Status of HOME Activities - Entitlement
 SAN DIEGO, CA

DATE: 09-21-12
 TIME: 11:24
 PAGE: 54

IDIS - PR22

Tenure Type	Activity Type	IDIS Activity	Activity Address	Activity Status	Status Date	Total Units	Home Units	Initial Funding Date	Committed Amount	Drawn Amount	PCT
Homeowner Rehab	REHABILITATION	2377	3010 Thornton Pl , San Diego CA, 92105	Completed	06/13/02	1	1	04/24/00	\$5,000.00	\$5,000.00	100.00%
		2383	6565 Bing St , San Diego CA, 92115	Completed	06/13/02	1	1	04/26/00	\$5,000.00	\$5,000.00	100.00%
		2384	4458 Alamo Dr , San Diego CA, 92115	Completed	06/13/02	1	1	04/26/00	\$5,000.00	\$5,000.00	100.00%
		2385	272 Calle De La Alianza , San Diego CA, 92173	Completed	06/13/02	1	1	04/28/00	\$5,000.00	\$5,000.00	100.00%
		2386	4175 Trailing Dr , San Diego CA, 92105	Completed	06/13/02	1	1	04/28/00	\$4,935.00	\$4,935.00	100.00%
		2387	3038 Dwight St , San Diego CA, 92104	Completed	08/16/02	1	1	04/28/00	\$23,100.00	\$23,100.00	100.00%
		2388	6501 Acorn St , San Diego CA, 92115	Completed	06/13/02	1	1	05/01/00	\$5,000.00	\$5,000.00	100.00%
		2389	4255 Pepper Dr , San Diego CA, 92105	Completed	06/13/02	1	1	05/01/00	\$5,000.00	\$5,000.00	100.00%
		2393	3009 Myrtle Ave , San Diego CA, 92104	Completed	09/13/02	1	1	05/08/00	\$14,800.00	\$14,800.00	100.00%
		2394	3316 Steel St , San Diego CA, 92113	Completed	06/14/02	1	1	05/10/00	\$5,000.00	\$5,000.00	100.00%
		2395	5966 Linnet St , San Diego CA, 92114	Completed	06/14/02	1	1	05/11/00	\$5,000.00	\$5,000.00	100.00%
		2397	4082 Highland Ave , San Diego CA, 92105	Completed	06/14/02	1	1	05/17/00	\$3,836.00	\$3,836.00	100.00%
		2398	4865 Franklin Ave , San Diego CA, 92113	Completed	06/14/02	1	1	05/17/00	\$5,000.00	\$5,000.00	100.00%
		2399	6241 Malcolm Dr , San Diego CA, 92115	Completed	06/14/02	1	1	05/17/00	\$5,000.00	\$5,000.00	100.00%
		2403	5897 Lynn St , San Diego CA, 92105	Completed	06/14/02	1	1	05/26/00	\$5,000.00	\$5,000.00	100.00%
		2405	3155 Valle Ave , San Diego CA, 92113	Completed	06/14/02	1	1	06/01/00	\$5,000.00	\$5,000.00	100.00%
		2406	3735 College Ave , San Diego CA, 92115	Completed	06/14/02	1	1	06/01/00	\$5,000.00	\$5,000.00	100.00%
		2407	1920 Springer Rd , San Diego CA, 92105	Completed	06/14/02	1	1	06/01/00	\$5,000.00	\$5,000.00	100.00%
		2408	5990 Dandridge Ln , San Diego CA, 92115	Completed	06/14/02	1	1	06/05/00	\$4,990.00	\$4,990.00	100.00%
		2409	2743 Nye St , San Diego CA, 92111	Completed	06/14/02	1	1	06/05/00	\$5,000.00	\$5,000.00	100.00%
		2410	2355 Crandall Dr , San Diego CA, 92111	Completed	06/20/02	1	1	06/05/00	\$5,000.00	\$5,000.00	100.00%
		2415	5604 Streamview Dr , San Diego CA, 92105	Canceled	07/12/00	0	1	06/19/00	\$0.00	\$0.00	0.00%
		2416	1364 S 50th St , San Diego CA, 92113	Completed	06/20/02	1	1	06/19/00	\$4,985.00	\$4,985.00	100.00%
		2419	6141 Madeline St , San Diego CA, 92115	Completed	06/14/02	1	1	06/28/00	\$5,000.00	\$5,000.00	100.00%
		2420	711 Cardiff St , San Diego CA, 92114	Canceled	07/12/00	0	1	06/28/00	\$0.00	\$0.00	0.00%
		2421	4492 Winona Ave , San Diego CA, 92115	Completed	07/31/02	1	1	07/05/00	\$5,000.00	\$5,000.00	100.00%
		2422	1365 Wystone Dr , San Diego CA, 92113	Completed	07/31/02	1	1	07/06/00	\$5,000.00	\$5,000.00	100.00%
		2424	11705 Corte Templanza , San Diego CA, 92128	Completed	08/12/02	1	1	07/26/00	\$5,000.00	\$5,000.00	100.00%
		2425	1835 Westinghouse St , San Diego CA, 92111	Completed	08/12/02	1	1	07/26/00	\$5,000.00	\$5,000.00	100.00%
		2426	6640 Bullock Dr , San Diego CA, 92114	Completed	08/13/02	1	1	07/28/00	\$45,000.00	\$45,000.00	100.00%
2427	11071 Pisces Way , San Diego CA, 92126	Completed	08/13/02	1	1	07/31/00	\$5,000.00	\$5,000.00	100.00%		
2428	5321 Caminito Mindy , San Diego CA, 92105	Completed	08/12/02	1	1	08/01/00	\$4,995.00	\$4,995.00	100.00%		
2435	7250 Acari St , San Diego CA, 92111	Completed	08/12/02	1	1	08/09/00	\$5,000.00	\$5,000.00	100.00%		



U.S. Department of Housing and Urban Development
 Office of Community Planning and Development
 Integrated Disbursement and Information System
 Status of HOME Activities - Entitlement
 SAN DIEGO, CA

DATE: 09-21-12
 TIME: 11:24
 PAGE: 55

IDIS - PR22

Tenure Type	Activity Type	IDIS Activity	Activity Address	Activity Status	Status Date	Total Units	Home Units	Initial Funding Date	Committed Amount	Drawn Amount	PCT
Homeowner Rehab	REHABILITATION	2436	1919 39th St , San Diego CA, 92105	Completed	07/31/02	1	1	08/14/00	\$5,000.00	\$5,000.00	100.00%
		2437	2953 38th St , San Diego CA, 92105	Completed	08/12/02	1	1	08/25/00	\$5,000.00	\$5,000.00	100.00%
		2438	3719 Landis St , San Diego CA, 92105	Completed	11/07/02	1	1	08/29/00	\$5,000.00	\$5,000.00	100.00%
		2439	3093 Central Ave , San Diego CA, 92105	Completed	08/12/02	1	1	08/30/00	\$5,000.00	\$5,000.00	100.00%
		2447	3612 Gayle St , San Diego CA, 92115	Completed	08/12/02	1	1	09/05/00	\$5,000.00	\$5,000.00	100.00%
		2448	3973 60TH ST #129 , SAN DIEGO CA, 92115	Completed	08/12/02	1	1	09/05/00	\$5,000.00	\$5,000.00	100.00%
		2485	3418 Ace St , San Diego CA, 92105	Completed	04/05/01	1	1	09/08/00	\$5,000.00	\$5,000.00	100.00%
		2492	3593 41st St , San Diego CA, 92105	Completed	07/31/02	1	1	09/12/00	\$5,000.00	\$5,000.00	100.00%
		2560	3303 Winlow St , San Diego CA, 92105	Completed	04/05/01	1	1	10/04/00	\$4,962.00	\$4,962.00	100.00%
		2561	4380 Aragon Way , San Diego CA, 92115	Completed	04/05/01	1	1	10/04/00	\$5,000.00	\$5,000.00	100.00%
		2562	2885 Menlo Ave , San Diego CA, 92105	Completed	04/05/01	1	1	10/04/00	\$5,000.00	\$5,000.00	100.00%
		2563	2894 47th St , San Diego CA, 92105	Completed	04/06/01	1	1	10/10/00	\$4,999.00	\$4,999.00	100.00%
		2564	4525 Mississippi St , San Diego CA, 92116	Completed	05/01/01	1	1	10/16/00	\$5,000.00	\$5,000.00	100.00%
		2565	11173 Socorro St , San Diego CA, 92129	Completed	05/01/01	1	1	10/17/00	\$5,000.00	\$5,000.00	100.00%
		2578	4042 Myrtle Ave , San Diego CA, 92105	Completed	05/01/01	1	1	11/03/00	\$5,000.00	\$5,000.00	100.00%
		2579	4916 Lantana Dr , San Diego CA, 92105	Completed	03/05/03	1	1	11/07/00	\$5,000.00	\$5,000.00	100.00%
		2580	5961 Linnet St , San Diego CA, 92114	Completed	05/01/01	1	1	11/07/00	\$5,000.00	\$5,000.00	100.00%
		2581	1812 Westinghouse St , San Diego CA, 92111	Completed	05/01/01	1	1	11/07/00	\$5,000.00	\$5,000.00	100.00%
		2582	5374 Auburn Dr , San Diego CA, 92105	Completed	05/01/01	1	1	11/07/00	\$5,000.00	\$5,000.00	100.00%
		2583	4317 E Overlook Dr , San Diego CA, 92115	Completed	05/01/01	1	1	11/16/00	\$5,000.00	\$5,000.00	100.00%
		2585	2816 47th St , San Diego CA, 92105	Completed	05/01/01	1	1	11/20/00	\$5,000.00	\$5,000.00	100.00%
		2587	1533 Mary Lou St , San Diego CA, 92102	Completed	05/01/01	1	1	11/27/00	\$5,000.00	\$5,000.00	100.00%
		2588	325 25th St , San Diego CA, 92102	Completed	05/23/02	1	1	12/04/00	\$20,325.00	\$20,325.00	100.00%
		2597	4475 Dwight St , San Diego CA, 92105	Completed	07/18/01	1	1	12/22/00	\$4,990.00	\$4,990.00	100.00%
		2599	4777 Crooked Creek Ct , San Diego CA, 92113	Completed	07/18/01	1	1	01/09/01	\$4,925.00	\$4,925.00	100.00%
		2602	3958 Bateman Ave , San Diego CA, 92154	Completed	07/18/01	1	1	01/22/01	\$3,400.00	\$3,400.00	100.00%
		2606	8244 Jamacha Rd , San Diego CA, 92114	Completed	07/18/01	1	1	02/05/01	\$5,000.00	\$5,000.00	100.00%
		2635	941 Marjorie Dr , San Diego CA, 92114	Completed	08/14/01	1	1	02/20/01	\$5,000.00	\$5,000.00	100.00%
		2641	3362 Copley Ave , San Diego CA, 92116	Completed	07/18/01	1	1	02/28/01	\$5,000.00	\$5,000.00	100.00%
		2645	7474 Salerno St , San Diego CA, 92111	Completed	07/18/01	1	1	03/19/01	\$5,000.00	\$5,000.00	100.00%
		2652	3811 Chamoune Ave , San Diego CA, 92105	Completed	07/18/01	1	1	04/02/01	\$5,000.00	\$5,000.00	100.00%
		2653	3085 Don Pancho Way , San Diego CA, 92173	Completed	07/18/01	1	1	04/02/01	\$4,999.00	\$4,999.00	100.00%



U.S. Department of Housing and Urban Development
 Office of Community Planning and Development
 Integrated Disbursement and Information System
 Status of HOME Activities - Entitlement
 SAN DIEGO, CA

DATE: 09-21-12
 TIME: 11:24
 PAGE: 56

IDIS - PR22

Tenure Type	Activity Type	IDIS Activity	Activity Address	Activity Status	Status Date	Total Home Units	Initial Funding Date	Committed Amount	Drawn Amount	PCT
Homeowner Rehab	REHABILITATION	2654	2363 Adirondack Row , San Diego CA, 92139	Completed	03/05/03	1 1	04/02/01	\$4,942.00	\$4,942.00	100.00%
		2658	4976 Elm St , San Diego CA, 92102	Completed	06/03/02	1 1	04/16/01	\$4,220.00	\$4,220.00	100.00%
		2659	5616 Winchester St , San Diego CA, 92139	Completed	07/18/01	1 1	04/16/01	\$5,000.00	\$5,000.00	100.00%
		2663	2969 Frankel Way , San Diego CA, 92111	Completed	07/18/01	1 1	05/02/01	\$5,000.00	\$5,000.00	100.00%
		2687	424 31st St , San Diego CA, 92102	Completed	08/12/02	1 1	05/31/01	\$5,000.00	\$5,000.00	100.00%
		2688	7141 Peter Pan Ave , San Diego CA, 92114	Completed	08/13/02	1 1	06/04/01	\$5,000.00	\$5,000.00	100.00%
		2695	4019 Alpha St , San Diego CA, 92113	Completed	06/03/02	1 1	06/28/01	\$5,000.00	\$5,000.00	100.00%
		2698	2437 L St , San Diego CA, 92102	Completed	06/03/02	1 1	07/09/01	\$4,577.00	\$4,577.00	100.00%
		2699	4050 Armstrong St , San Diego CA, 92111	Completed	06/20/02	1 1	07/09/01	\$5,000.00	\$5,000.00	100.00%
		2701	4202 Altadena Ave , San Diego CA, 92115	Completed	06/26/02	1 1	07/11/01	\$5,000.00	\$5,000.00	100.00%
		2741	1384 Peterlynn Dr , San Diego CA, 92154	Completed	06/06/02	1 1	07/19/01	\$5,000.00	\$5,000.00	100.00%
		2744	226 Deerock Pl , San Diego CA, 92114	Completed	06/06/02	1 1	07/26/01	\$4,620.00	\$4,620.00	100.00%
		2745	5579 Market St , San Diego CA, 92114	Completed	06/06/02	1 1	07/26/01	\$4,975.00	\$4,975.00	100.00%
		2754	5040 Lise Ave , San Diego CA, 92102	Completed	06/06/02	1 1	08/03/01	\$5,000.00	\$5,000.00	100.00%
		2759	8633 Lake Murray Blvd Unit 5 , San Diego CA, 92119	Completed	06/06/02	1 1	08/13/01	\$5,000.00	\$5,000.00	100.00%
		2772	1122 Kelton Rd , San Diego CA, 92114	Completed	06/06/02	1 1	08/21/01	\$3,410.00	\$3,410.00	100.00%
		2795	2961 Kobe Dr , San Diego CA, 92123	Completed	06/06/02	1 1	08/28/01	\$5,000.00	\$5,000.00	100.00%
		2814	8576 Comalette Ln , San Diego CA, 92126	Completed	06/20/02	1 1	09/04/01	\$5,000.00	\$5,000.00	100.00%
		2815	10705 Montongo St , San Diego CA, 92126	Completed	11/07/02	1 1	09/07/01	\$5,000.00	\$5,000.00	100.00%
		2817	223 Henson St , San Diego CA, 92114	Completed	07/31/02	1 1	09/14/01	\$5,000.00	\$5,000.00	100.00%
		2841	10217 Arrow Rock Ave , San Diego CA, 92126	Completed	06/06/02	1 1	09/21/01	\$5,000.00	\$5,000.00	100.00%
		2846	2653 L St , San Diego CA, 92102	Completed	06/20/02	1 1	09/28/01	\$5,000.00	\$5,000.00	100.00%
		2848	4602 Chickasaw Ct , San Diego CA, 92117	Completed	06/06/02	1 1	10/04/01	\$5,000.00	\$5,000.00	100.00%
		2865	3743 Via Del Bardo , San Ysidro CA, 92173	Completed	06/06/02	1 1	10/26/01	\$6,105.00	\$6,105.00	100.00%
		2874	4162 Marcwade Dr , San Diego CA, 92154	Completed	06/07/02	1 1	10/30/01	\$4,862.00	\$4,862.00	100.00%
		2876	4973 Elm St , San Diego CA, 92102	Completed	06/07/02	1 1	11/01/01	\$14,607.00	\$14,607.00	100.00%
		2877	4477 Mentone St Unit 204 , San Diego CA, 92107	Completed	06/07/02	1 1	11/02/01	\$10,000.00	\$10,000.00	100.00%
		2883	104 Avenida De La Madrid , San Diego CA, 92173	Completed	06/20/02	1 1	11/06/01	\$5,000.00	\$5,000.00	100.00%



U.S. Department of Housing and Urban Development
 Office of Community Planning and Development
 Integrated Disbursement and Information System
 Status of HOME Activities - Entitlement
 SAN DIEGO, CA

DATE: 09-21-12
 TIME: 11:24
 PAGE: 57

IDIS - PR22

Tenure Type	Activity Type	IDIS Activity	Activity Address	Activity Status	Status Date	Total Home Units	Initial Funding Date	Committed Amount	Drawn Amount	PCT
Homeowner Rehab	REHABILITATION	2890	10639 Porto Ct , San Diego CA, 92124	Completed	06/07/02	1	11/14/01	\$10,000.00	\$10,000.00	100.00%
		2891	6512 Broadrick Pl , San Diego CA, 92139	Completed	06/07/02	1	11/14/01	\$10,000.00	\$10,000.00	100.00%
		2902	3063 Greely Ave , San Diego CA, 92113	Completed	06/07/02	1	11/27/01	\$4,285.00	\$4,285.00	100.00%
		2903	3252 Tequila Way , San Diego CA, 92173	Completed	06/07/02	1	11/27/01	\$10,000.00	\$10,000.00	100.00%
		2905	1515 Smythe Ave , San Diego CA, 92173	Canceled	06/19/03	0	11/27/01	\$0.00	\$0.00	0.00%
		2965	280 Avenida De La Madrid , San Diego CA, 92173	Completed	06/07/02	1	12/12/01	\$5,000.00	\$5,000.00	100.00%
		2971	1338 Lincoln Pl , San Diego CA, 92114	Completed	06/07/02	1	12/14/01	\$10,000.00	\$10,000.00	100.00%
		2984	3102 A St , San Diego CA, 92102	Completed	07/29/02	1	01/03/02	\$10,000.00	\$10,000.00	100.00%
		3011	12965 Amaranth St , San Diego CA, 92129	Completed	06/07/02	1	01/08/02	\$9,998.00	\$9,998.00	100.00%
		3035	3505 43rd St , San Diego CA, 92105	Completed	07/29/02	1	01/14/02	\$19,301.00	\$19,301.00	100.00%
		3045	3666 Shooting Star Dr , San Diego CA, 92173	Completed	06/07/02	1	01/16/02	\$9,990.00	\$9,990.00	100.00%
		3046	1959 Avenida De La Cruz , San Diego CA, 92173	Completed	07/22/02	1	01/23/02	\$9,935.00	\$9,935.00	100.00%
		3049	6732 Waterman Ct , San Diego CA, 92111	Completed	07/29/02	1	02/01/02	\$12,542.00	\$12,542.00	100.00%
		3050	6762 Tiffin Ave , San Diego CA, 92114	Completed	06/07/02	1	02/01/02	\$10,000.00	\$10,000.00	100.00%
		3058	3543 Pershing Ave , San Diego CA, 92104	Completed	11/07/02	1	03/05/02	\$15,000.00	\$15,000.00	100.00%
		3059	8615 Verlaine Dr , San Diego CA, 92119	Completed	07/29/02	1	03/07/02	\$10,000.00	\$10,000.00	100.00%
		3060	3726 Hemlock St , San Diego CA, 92113	Completed	06/28/02	1	03/08/02	\$10,000.00	\$10,000.00	100.00%
		3061	274 Pardee St , San Diego CA, 92102	Completed	07/29/02	1	03/11/02	\$9,979.00	\$9,979.00	100.00%
		3062	3102 A St , San Diego CA, 92102	Canceled	03/11/02	0	03/11/02	\$0.00	\$0.00	0.00%
		3063	7773 Bendigo Rd , San Diego CA, 92126	Completed	07/29/02	1	03/15/02	\$10,000.00	\$10,000.00	100.00%
		3085	3160 53rd St , San Diego CA, 92105	Completed	06/28/02	1	04/03/02	\$10,000.00	\$10,000.00	100.00%
		3086	5135 Alumni Pl , San Diego CA, 92115	Completed	06/28/02	1	04/03/02	\$11,900.00	\$11,900.00	100.00%
		3094	1830 Edgemont St , San Diego CA, 92102	Completed	11/07/02	1	04/15/02	\$13,214.00	\$13,214.00	100.00%
		3095	2683 Rhoades Rd , San Diego CA, 92139	Completed	11/07/02	1	04/22/02	\$12,260.00	\$12,260.00	100.00%
		3096	6599 Bing St , San Diego CA, 92115	Completed	11/15/02	1	04/23/02	\$41,950.00	\$41,950.00	100.00%
		3097	7252 Arillo St , San Diego CA, 92111	Completed	06/28/02	1	04/30/02	\$10,000.00	\$10,000.00	100.00%
		3098	1130 32nd St , San Diego CA, 92102	Completed	06/28/02	1	05/06/02	\$10,000.00	\$10,000.00	100.00%
		3099	1888 Hixson Ave , San Diego CA, 92105	Completed	11/07/02	1	05/14/02	\$9,970.00	\$9,970.00	100.00%
		3100	904 Pyramid St , San Diego CA, 92114	Completed	11/15/02	1	05/14/02	\$30,000.00	\$30,000.00	100.00%
		3101	4110 Rolando Blvd , San Diego CA, 92115	Completed	11/19/02	1	05/14/02	\$10,000.00	\$10,000.00	100.00%
		3102	5642 Albemarle St , San Diego CA, 92139	Completed	11/19/02	1	06/04/02	\$10,000.00	\$10,000.00	100.00%
		3103	3623 Cowley Way , San Diego CA, 92117	Completed	11/19/02	1	06/04/02	\$10,185.00	\$10,185.00	100.00%



U.S. Department of Housing and Urban Development
 Office of Community Planning and Development
 Integrated Disbursement and Information System
 Status of HOME Activities - Entitlement
 SAN DIEGO, CA

DATE: 09-21-12
 TIME: 11:24
 PAGE: 58

IDIS - PR22

Tenure Type	Activity Type	IDIS Activity	Activity Address	Activity Status	Status Date	Total Home Units	Initial Funding Date	Committed Amount	Drawn Amount	PCT
Homeowner Rehab	REHABILITATION	3104	4265 Mount Henry Ave , San Diego CA, 92117	Completed	11/08/02	1	06/05/02	\$10,000.00	\$10,000.00	100.00%
		3106	719 S 46th St , San Diego CA, 92113	Completed	11/08/02	1	06/12/02	\$15,000.00	\$15,000.00	100.00%
		3107	3960 Broadway , San Diego CA, 92102	Canceled	06/19/03	0	06/13/02	\$0.00	\$0.00	0.00%
		3163	814 Raven St , San Diego CA, 92102	Completed	11/08/02	1	07/25/02	\$3,900.00	\$3,900.00	100.00%
		3164	2930 Menlo Ave , San Diego CA, 92105	Completed	11/08/02	1	07/25/02	\$15,000.00	\$15,000.00	100.00%
		3165	645 40th St , San Diego CA, 92102	Completed	11/08/02	1	07/29/02	\$10,000.00	\$10,000.00	100.00%
		3173	1130 Quail St , San Diego CA, 92102	Completed	11/08/02	1	08/09/02	\$10,000.00	\$10,000.00	100.00%
		3174	8204 Jamacha Rd , San Diego CA, 92114	Completed	11/08/02	1	08/13/02	\$10,000.00	\$10,000.00	100.00%
		3185	5319 Hilltop Dr , San Diego CA, 92114	Completed	02/07/03	1	08/20/02	\$15,000.00	\$15,000.00	100.00%
		3186	5319 Hilltop Dr , San Diego CA, 92114	Canceled	02/07/03	0	08/20/02	\$0.00	\$0.00	0.00%
		3187	645 Quail St , San Diego CA, 92102	Completed	11/08/02	1	08/20/02	\$14,942.00	\$14,942.00	100.00%
		3189	2474 Laurie Ln , San Diego CA, 92105	Completed	11/08/02	1	08/21/02	\$7,073.00	\$7,073.00	100.00%
		3219	4227 Cherokee Ave , San Diego CA, 92104	Completed	11/08/02	1	08/27/02	\$14,475.00	\$14,475.00	100.00%
		3221	6961 Fitch Ct , San Diego CA, 92111	Completed	01/31/03	1	09/04/02	\$7,450.00	\$7,450.00	100.00%
		3222	4065 Newton Ave , San Diego CA, 92113	Completed	02/07/03	1	09/10/02	\$10,000.00	\$10,000.00	100.00%
		3224	829 Twining Ave , San Diego CA, 92154	Completed	02/07/03	1	09/16/02	\$10,000.00	\$10,000.00	100.00%
		3225	829 Twining Ave , San Diego CA, 92154	Canceled	02/07/03	0	09/16/02	\$0.00	\$0.00	0.00%
		3226	1740 31st St , San Diego CA, 92102	Completed	01/31/03	1	09/17/02	\$10,000.00	\$10,000.00	100.00%
		3227	4119 Broadway , San Diego CA, 92102	Completed	11/08/02	2	09/18/02	\$5,000.00	\$5,000.00	100.00%
		3228	731 S 30th St , San Diego CA, 92113	Completed	11/08/02	1	09/20/02	\$10,000.00	\$10,000.00	100.00%
		3229	3779 Vermont St , San Diego CA, 92103	Completed	01/31/03	1	09/25/02	\$15,000.00	\$15,000.00	100.00%
		3230	1702 REPUBLIC STREET,-NO INT REHAB , SAN DIEGO CA, 92114	Completed	01/31/03	1	09/26/02	\$13,500.00	\$13,500.00	100.00%
		3279	1191 Wren St , San Diego CA, 92114	Completed	01/31/03	1	10/14/02	\$12,100.00	\$12,100.00	100.00%
		3280	845 Raven St , San Diego CA, 92102	Completed	03/05/03	1	10/14/02	\$10,000.00	\$10,000.00	100.00%
		3281	908 Angelus Ave , San Diego CA, 92114	Completed	03/05/03	1	10/14/02	\$10,000.00	\$10,000.00	100.00%
		3282	370 Thrush St , San Diego CA, 92114	Canceled	05/13/03	0	10/16/02	\$0.00	\$0.00	0.00%
		3283	1109 PETER PAN AVENUE , SAN DIEGO CA, 92114	Completed	04/11/03	1	10/17/02	\$10,000.00	\$10,000.00	100.00%
		3289	3918 Ocean View Blvd , San Diego CA, 92113	Completed	03/06/03	1	11/04/02	\$10,000.00	\$10,000.00	100.00%
		3290	6030 Burian St , San Diego CA, 92114	Completed	03/06/03	1	11/07/02	\$10,000.00	\$10,000.00	100.00%
		3291	761 49th St , San Diego CA, 92102	Completed	03/06/03	1	11/18/02	\$15,000.00	\$15,000.00	100.00%
		3292	4321 Laurel St , San Diego CA, 92105	Completed	03/06/03	1	11/20/02	\$10,000.00	\$10,000.00	100.00%
		3293	880 60th St , San Diego CA, 92114	Completed	03/06/03	1	12/02/02	\$10,000.00	\$10,000.00	100.00%
		3299	4804 Fir St , San Diego CA, 92102	Completed	03/06/03	1	12/03/02	\$15,000.00	\$15,000.00	100.00%
		3301	1216 NEWTON AVENUE , SAN DIEGO CA, 92113	Completed	06/24/03	1	12/10/02	\$10,000.00	\$10,000.00	100.00%



U.S. Department of Housing and Urban Development
 Office of Community Planning and Development
 Integrated Disbursement and Information System
 Status of HOME Activities - Entitlement
 SAN DIEGO, CA

DATE: 09-21-12
 TIME: 11:24
 PAGE: 59

IDIS - PR22

Tenure Type	Activity Type	IDIS Activity	Activity Address	Activity Status	Status Date	Total Home		Initial Funding Date	Committed Amount	Drawn Amount	PCT
						Units	Units				
Homeowner Rehab	REHABILITATION	3302	4453 Craigie St , San Diego CA, 92102	Completed	03/06/03	1	1	12/11/02	\$10,000.00	\$10,000.00	100.00%
		3303	7832 Skyline Dr , San Diego CA, 92114	Completed	03/19/03	1	1	12/12/02	\$11,050.00	\$11,050.00	100.00%
		3311	3161 53rd St , San Diego CA, 92105	Completed	03/06/03	1	1	01/14/03	\$10,000.00	\$10,000.00	100.00%
		3316	1835 Gateway Dr , San Diego CA, 92105	Completed	05/12/03	1	1	01/21/03	\$11,150.00	\$11,150.00	100.00%
		3323	352 Sunrise Dr , San Diego CA, 92173	Completed	06/19/03	1	1	01/29/03	\$15,000.00	\$15,000.00	100.00%
		3325	821 45th St , San Diego CA, 92102	Completed	03/06/03	1	1	01/30/03	\$13,650.00	\$13,650.00	100.00%
		3326	330 35th St , San Diego CA, 92102	Completed	05/12/03	1	1	01/31/03	\$10,000.00	\$10,000.00	100.00%
		3329	5952 Redwood St , San Diego CA, 92105	Completed	04/11/03	1	1	02/04/03	\$10,000.00	\$10,000.00	100.00%
		3361	5280 Velma Ter , San Diego CA, 92114	Completed	05/12/03	1	1	03/19/03	\$15,000.00	\$15,000.00	100.00%
		3371	1506 Oakden Dr , San Diego CA, 92154	Completed	06/24/03	1	1	04/02/03	\$10,000.00	\$10,000.00	100.00%
		3372	2696 Marsha Ct , San Diego CA, 92105	Completed	06/19/03	1	1	04/02/03	\$10,000.00	\$10,000.00	100.00%
		3373	228 Sweetwood St , San Diego CA, 92114	Completed	06/19/03	1	1	04/02/03	\$10,000.00	\$10,000.00	100.00%
		3374	7915 Gribble St , San Diego CA, 92114	Completed	06/24/03	1	1	04/03/03	\$14,363.00	\$14,363.00	100.00%
		3386	5700 Bates St Unit 6 , San Diego CA, 92115	Canceled	06/26/03	0	1	04/14/03	\$0.00	\$0.00	0.00%
		3387	8353 Macawa Ave , San Diego CA, 92123	Completed	06/19/03	1	1	04/14/03	\$10,000.00	\$10,000.00	100.00%
		3393	3937 Boston Ave , San Diego CA, 92113	Completed	06/24/03	1	1	04/22/03	\$10,000.00	\$10,000.00	100.00%
		3394	4359 Vallejo Ave , San Diego CA, 92117	Completed	01/21/04	1	1	04/22/03	\$14,583.00	\$14,583.00	100.00%
		3395	2101 Redbird Dr , San Diego CA, 92123	Completed	06/24/03	1	1	04/28/03	\$10,000.00	\$10,000.00	100.00%
		3396	3734 Schirra St , San Diego CA, 92154	Completed	06/19/03	1	1	04/28/03	\$7,800.00	\$7,800.00	100.00%
		3397	2251 Laconia St , San Diego CA, 92114	Completed	06/24/03	1	1	04/28/03	\$10,000.00	\$10,000.00	100.00%
		3398	334 West St , San Diego CA, 92113	Completed	06/25/03	1	1	04/30/03	\$10,000.00	\$10,000.00	100.00%
		3399	5082 Reynolds St , San Diego CA, 92113	Completed	06/25/03	1	1	04/30/03	\$10,000.00	\$10,000.00	100.00%
		3403	7541 Salizar St , San Diego CA, 92111	Completed	06/24/03	1	1	05/13/03	\$10,000.00	\$10,000.00	100.00%
		3404	978 Lincoln Pl , San Diego CA, 92114	Completed	05/25/04	1	1	05/16/03	\$10,000.00	\$10,000.00	100.00%
		3405	2970 Ares Way , San Diego CA, 92139	Completed	08/08/03	1	1	05/21/03	\$10,000.00	\$10,000.00	100.00%
		3407	7731 Goldcrest Ln , San Diego CA, 92114	Completed	08/25/03	1	1	05/27/03	\$12,467.00	\$12,467.00	100.00%
		3408	2004 Crenshaw St , San Diego CA, 92105	Completed	06/24/03	1	1	06/05/03	\$15,000.00	\$15,000.00	100.00%
		3410	1472 MUIR AVENUE , SAN DIEGO CA, 92107	Completed	08/08/03	1	1	06/18/03	\$10,960.00	\$10,960.00	100.00%
		3413	182 69th St , San Diego CA, 92114	Completed	08/25/03	1	1	06/23/03	\$10,000.00	\$10,000.00	100.00%
		3414	5524 San Mateo Dr , San Diego CA, 92114	Completed	10/08/03	1	1	06/24/03	\$10,000.00	\$10,000.00	100.00%
		3415	3751 Logan Ave , San Diego CA, 92113	Completed	08/08/03	1	1	06/25/03	\$14,900.00	\$14,900.00	100.00%
		3416	4933 Sunline Ave , San Diego CA, 92117	Completed	08/08/03	1	1	06/25/03	\$10,000.00	\$10,000.00	100.00%
		3417	6650 Bell Bluff Ave , San Diego CA, 92119	Completed	08/25/03	1	1	06/30/03	\$10,000.00	\$10,000.00	100.00%
		3418	915 40th St , San Diego CA, 92102	Completed	08/25/03	1	1	07/09/03	\$5,538.00	\$5,538.00	100.00%



U.S. Department of Housing and Urban Development
 Office of Community Planning and Development
 Integrated Disbursement and Information System
 Status of HOME Activities - Entitlement
 SAN DIEGO, CA

DATE: 09-21-12
 TIME: 11:24
 PAGE: 60

IDIS - PR22

Tenure Type	Activity Type	IDIS Activity	Activity Address	Activity Status	Status Date	Total Home		Initial Funding Date	Committed Amount	Drawn Amount	PCT
						Units	Units				
Homeowner Rehab	REHABILITATION	3422	352 Encinitas Ave , San Diego CA, 92114	Completed	08/25/03	1	1	07/15/03	\$9,625.00	\$9,625.00	100.00%
		3423	3352 52nd St , San Diego CA, 92105	Completed	08/25/03	1	1	07/16/03	\$10,000.00	\$10,000.00	100.00%
		3424	17493 Plaza Dolores , San Diego CA, 92128	Completed	08/25/03	1	1	07/16/03	\$10,000.00	\$10,000.00	100.00%
		3425	781 Beyer Way , San Diego CA, 92154	Completed	10/08/03	1	1	07/16/03	\$9,910.00	\$9,910.00	100.00%
		3448	2770 Alta View Dr , San Diego CA, 92139	Completed	10/08/03	1	1	07/30/03	\$10,000.00	\$10,000.00	100.00%
		3451	1142 Bollenbacher St , San Diego CA, 92114	Completed	10/08/03	1	1	08/13/03	\$10,000.00	\$10,000.00	100.00%
		3452	6203 Lake Alturas Ave , San Diego CA, 92119	Completed	10/01/03	1	1	09/05/03	\$10,000.00	\$10,000.00	100.00%
		3453	7171 Peter Pan Ave , San Diego CA, 92114	Completed	12/01/03	1	1	09/05/03	\$10,000.00	\$10,000.00	100.00%
		3495	7901 Brookhaven Rd , San Diego CA, 92114	Completed	12/01/03	1	1	09/12/03	\$9,966.00	\$9,966.00	100.00%
		3496	3156 Logan Ave , San Diego CA, 92113	Completed	12/01/03	1	1	09/15/03	\$7,785.00	\$7,785.00	100.00%
		3502	5650 Churchward St , San Diego CA, 92114	Completed	12/01/03	1	1	09/17/03	\$10,000.00	\$10,000.00	100.00%
		3509	721 Merlin Dr , San Diego CA, 92114	Completed	12/01/03	1	1	09/22/03	\$10,000.00	\$10,000.00	100.00%
		3589	5018 Date Pl , San Diego CA, 92102	Completed	03/17/04	1	1	09/29/03	\$15,000.00	\$15,000.00	100.00%
		3590	342 Welling Way , San Diego CA, 92114	Completed	12/01/03	1	1	10/01/03	\$10,000.00	\$10,000.00	100.00%
		3596	720 S 37th St , San Diego CA, 92113	Completed	04/19/04	1	1	10/14/03	\$12,675.00	\$12,675.00	100.00%
		3597	2716 Barbour Dr , San Diego CA, 92154	Completed	12/01/03	1	1	10/24/03	\$10,000.00	\$10,000.00	100.00%
		3600	2801 Whitney St , San Diego CA, 92111	Completed	01/09/04	1	1	10/31/03	\$9,984.00	\$9,984.00	100.00%
		3601	7065 Benson Ave , San Diego CA, 92114	Completed	05/26/04	1	1	10/31/03	\$10,320.00	\$10,320.00	100.00%
		3602	5516 Timothy Dr , San Diego CA, 92105	Completed	01/09/04	1	1	10/31/03	\$10,000.00	\$10,000.00	100.00%
		3604	2542 Euclid Ave , San Diego CA, 92105	Completed	01/09/04	1	1	11/06/03	\$10,000.00	\$10,000.00	100.00%
		3605	4205 Newton Ave , San Diego CA, 92113	Completed	12/01/03	1	1	11/14/03	\$7,925.00	\$7,925.00	100.00%
		3606	4205 Seri St , San Diego CA, 92117	Completed	01/09/04	1	1	11/19/03	\$10,320.00	\$10,320.00	100.00%
		3609	2569 Chadwell Ave , San Diego CA, 92154	Completed	04/20/04	1	1	11/20/03	\$10,000.00	\$10,000.00	100.00%
		3610	1512 Felton St , San Diego CA, 92102	Completed	04/20/04	1	1	11/20/03	\$15,000.00	\$15,000.00	100.00%
		3612	327 Sampson St , San Diego CA, 92113	Completed	04/20/04	1	1	11/26/03	\$10,000.00	\$10,000.00	100.00%
		3613	234 68th St , San Diego CA, 92114	Completed	03/17/04	1	1	11/26/03	\$10,000.00	\$10,000.00	100.00%
		3614	5867 Division St , San Diego CA, 92114	Completed	01/09/04	1	1	12/01/03	\$10,305.00	\$10,305.00	100.00%
		3616	5352 Javier St , San Diego CA, 92117	Completed	04/20/04	1	1	12/04/03	\$10,000.00	\$10,000.00	100.00%
		3636	729 Morrison St , San Diego CA, 92102	Canceled	01/14/04	0	2	01/08/04	\$0.00	\$0.00	0.00%
		3637	7935 Pala St , San Diego CA, 92114	Completed	04/20/04	1	1	01/08/04	\$15,000.00	\$15,000.00	100.00%
		3638	3864 Gamma St , San Diego CA, 92113	Completed	04/20/04	1	1	01/14/04	\$15,000.00	\$15,000.00	100.00%
		3639	3615 Lemona Ave Unit D , San Diego CA, 92105	Completed	03/17/04	1	1	01/28/04	\$5,710.00	\$5,710.00	100.00%



U.S. Department of Housing and Urban Development
 Office of Community Planning and Development
 Integrated Disbursement and Information System
 Status of HOME Activities - Entitlement
 SAN DIEGO, CA

DATE: 09-21-12
 TIME: 11:24
 PAGE: 61

IDIS - PR22

Tenure Type	Activity Type	IDIS Activity	Activity Address	Activity Status	Status Date	Total Home Units	Home Units	Initial	Committed Amount	Drawn Amount	PCT
								Funding Date			
Homeowner Rehab	REHABILITATION	3640	6112 Winchester St , San Diego CA, 92139	Completed	04/20/04	1	1	02/04/04	\$10,000.00	\$10,000.00	100.00%
		3641	1571 LAS FLORES TERRACE , SAN DIEGO CA, 92114	Completed	04/20/04	1	1	02/05/04	\$10,320.00	\$10,320.00	100.00%
		3642	5081 Reynolds St , San Diego CA, 92113	Completed	03/17/04	1	1	02/05/04	\$10,320.00	\$10,320.00	100.00%
		3643	227 Pardee St , San Diego CA, 92102	Completed	05/26/04	1	1	02/05/04	\$15,000.00	\$15,000.00	100.00%
		3644	6644 Charlene Ave , San Diego CA, 92114	Completed	04/20/04	1	1	02/10/04	\$10,000.00	\$10,000.00	100.00%
		3645	635 S 47th St , San Diego CA, 92113	Completed	09/14/04	2	2	02/18/04	\$31,673.00	\$31,673.00	100.00%
		3646	3761 Logan Ave , San Diego CA, 92113	Completed	05/26/04	1	1	02/24/04	\$12,767.00	\$12,767.00	100.00%
		3648	6234 Amesbury St , San Diego CA, 92114	Completed	04/20/04	1	1	03/10/04	\$10,290.00	\$10,290.00	100.00%
		3649	2552 Euclid Ave , San Diego CA, 92105	Completed	04/20/04	1	1	03/19/04	\$10,000.00	\$10,000.00	100.00%
		3650	4310 45TH ST, UNIT #219 , SAN DIEGO CA, 92115	Completed	04/20/04	1	1	03/19/04	\$9,065.00	\$9,065.00	100.00%
		3651	2204 Ridge View Dr , San Diego CA, 92105	Completed	05/26/04	1	1	03/23/04	\$15,000.00	\$15,000.00	100.00%
		3652	601 S Gregory St , San Diego CA, 92113	Completed	06/24/04	1	1	03/26/04	\$9,720.00	\$9,720.00	100.00%
		3653	3526 Orange Ave , San Diego CA, 92104	Completed	09/08/05	1	1	04/07/04	\$30,000.00	\$30,000.00	100.00%
		3654	2919 Menlo Ave , San Diego CA, 92105	Completed	05/26/04	1	1	04/08/04	\$1,104.00	\$1,104.00	100.00%
		3655	3175 B St , San Diego CA, 92102	Completed	05/26/04	1	1	04/08/04	\$15,000.00	\$15,000.00	100.00%
		3656	3133 38th St , San Diego CA, 92105	Completed	06/24/04	1	1	04/08/04	\$10,845.00	\$10,845.00	100.00%
		3666	944 Granger St , San Diego CA, 92154	Completed	05/26/04	1	1	04/13/04	\$10,000.00	\$10,000.00	100.00%
		3667	312 San Alberto Way , San Diego CA, 92114	Completed	10/07/04	1	1	04/13/04	\$13,875.00	\$13,875.00	100.00%
		3668	1010 40th St , San Diego CA, 92102	Completed	05/26/04	1	1	04/20/04	\$10,320.00	\$10,320.00	100.00%
		3669	4588 T St , San Diego CA, 92113	Completed	06/24/04	1	1	04/28/04	\$15,000.00	\$15,000.00	100.00%
		3671	442 Denby St , San Diego CA, 92102	Completed	12/14/04	1	1	05/03/04	\$15,000.00	\$15,000.00	100.00%
		3672	912 Harlan Cir , San Diego CA, 92114	Completed	06/30/04	1	1	05/05/04	\$10,320.00	\$10,320.00	100.00%
		3673	4675 Craigie St , San Diego CA, 92102	Completed	06/30/04	1	1	05/05/04	\$10,395.00	\$10,395.00	100.00%
		3674	3060 Central Ave , San Diego CA, 92105	Completed	05/31/05	1	1	05/06/04	\$7,718.00	\$7,718.00	100.00%
		3675	862 40th St , San Diego CA, 92102	Completed	06/24/04	1	1	05/07/04	\$15,000.00	\$15,000.00	100.00%
		3678	6911 Dylan St , San Diego CA, 92139	Completed	10/07/04	1	1	05/25/04	\$10,000.00	\$10,000.00	100.00%
		3679	4082 42nd St , San Diego CA, 92105	Completed	12/06/04	1	1	05/26/04	\$15,000.00	\$15,000.00	100.00%
		3680	4343 Felton St , San Diego CA, 92104	Completed	10/07/04	1	1	06/03/04	\$15,000.00	\$15,000.00	100.00%
		3681	5829 Tooley St , San Diego CA, 92114	Completed	06/22/04	1	1	06/07/04	\$10,000.00	\$10,000.00	100.00%
		3684	2552 Fairmount Ave , San Diego CA, 92105	Completed	10/07/04	1	1	06/21/04	\$12,718.00	\$12,718.00	100.00%
		3685	834 S 39th St , San Diego CA, 92113	Completed	11/05/04	1	1	06/21/04	\$10,320.00	\$10,320.00	100.00%
		3686	4504 51st St , San Diego CA, 92115	Completed	07/07/05	1	1	06/21/04	\$15,000.00	\$15,000.00	100.00%
		3687	2422 J St , San Diego CA, 92102	Completed	06/28/05	1	1	06/21/04	\$15,000.00	\$15,000.00	100.00%



U.S. Department of Housing and Urban Development
 Office of Community Planning and Development
 Integrated Disbursement and Information System
 Status of HOME Activities - Entitlement
 SAN DIEGO, CA

DATE: 09-21-12
 TIME: 11:24
 PAGE: 62

IDIS - PR22

Tenure Type	Activity Type	IDIS Activity	Activity Address	Activity Status	Status Date	Total Home Units	Initial Funding Date	Committed Amount	Drawn Amount	PCT
Homeowner Rehab	REHABILITATION	3688	1132 Bollenbacher St , San Diego CA, 92114	Completed	06/30/04	1	06/21/04	\$9,679.00	\$9,679.00	100.00%
		3689	327 San Alberto Way , San Diego CA, 92114	Completed	10/07/04	1	06/21/04	\$10,320.00	\$10,320.00	100.00%
		3690	7025 Tuther Way , San Diego CA, 92114	Completed	10/07/04	1	06/21/04	\$10,320.00	\$10,320.00	100.00%
		3691	3310 Sue St , San Diego CA, 92105	Completed	10/07/04	1	06/21/04	\$11,410.00	\$11,410.00	100.00%
		3692	3092 Cedar St , San Diego CA, 92102	Completed	08/29/05	1	06/22/04	\$15,000.00	\$15,000.00	100.00%
		3695	6211 Wunderlin Ave , San Diego CA, 92114	Completed	10/07/04	1	06/30/04	\$10,000.00	\$10,000.00	100.00%
		3858	3527 Meade Ave , San Diego CA, 92116	Completed	06/28/05	1	07/09/04	\$15,000.00	\$15,000.00	100.00%
		3864	4733 Magnus Way , San Diego CA, 92113	Completed	10/07/04	1	07/13/04	\$10,320.00	\$10,320.00	100.00%
		3884	4667 Polk Ave , San Diego CA, 92105	Completed	10/07/04	1	07/26/04	\$15,000.00	\$15,000.00	100.00%
		3950	4262 Juniper St , San Diego CA, 92105	Completed	11/05/04	1	08/11/04	\$15,000.00	\$15,000.00	100.00%
		3995	1153 Camino Donaire , San Diego CA, 92154	Completed	02/28/05	1	08/24/04	\$10,000.00	\$10,000.00	100.00%
		3997	5540 Las Alturas Ter , San Diego CA, 92114	Completed	07/08/05	1	08/25/04	\$15,000.00	\$15,000.00	100.00%
		4004	2538 Euclid Ave , San Diego CA, 92105	Completed	10/07/04	1	09/03/04	\$7,096.00	\$7,096.00	100.00%
		4005	112 Las Flores St , San Diego CA, 92114	Completed	02/01/06	1	09/09/04	\$14,404.00	\$14,404.00	100.00%
		4009	4322 Keeler Ave , San Diego CA, 92113	Completed	11/05/04	1	09/10/04	\$15,000.00	\$15,000.00	100.00%
		4010	2636 Wardlow Ave , San Diego CA, 92154	Completed	10/07/04	1	09/13/04	\$9,975.00	\$9,975.00	100.00%
		4011	5904 Dwight St , San Diego CA, 92105	Completed	12/06/04	1	09/14/04	\$10,000.00	\$10,000.00	100.00%
		4012	4141 Beta St , San Diego CA, 92113	Completed	02/28/05	1	09/15/04	\$5,000.00	\$5,000.00	100.00%
		4013	311 S 46th St , San Diego CA, 92113	Completed	05/18/06	1	09/29/04	\$15,000.00	\$15,000.00	100.00%
		4017	1065 Fresno St Apt 5 , San Diego CA, 92110	Completed	11/05/04	1	10/12/04	\$10,000.00	\$10,000.00	100.00%
		4020	3520 Cherokee Ave , San Diego CA, 92104	Completed	02/28/05	1	10/13/04	\$15,000.00	\$15,000.00	100.00%
		4021	659 Sawtelle Ave , San Diego CA, 92114	Completed	07/07/05	1	10/13/04	\$15,000.00	\$15,000.00	100.00%
		4025	512 43rd St , San Diego CA, 92102	Completed	01/03/05	1	10/20/04	\$10,554.00	\$10,554.00	100.00%
		4026	3244 Euclid Ave , San Diego CA, 92105	Completed	07/07/05	1	10/21/04	\$15,000.00	\$15,000.00	100.00%
		4027	2243 Harrison Ave , San Diego CA, 92113	Completed	12/14/04	1	10/27/04	\$14,150.00	\$14,150.00	100.00%
		4032	4828 Orange Ave , San Diego CA, 92115	Completed	11/21/05	1	11/02/04	\$14,803.00	\$14,803.00	100.00%
		4034	3422 40th St , San Diego CA, 92105	Completed	03/10/05	1	11/05/04	\$5,000.00	\$5,000.00	100.00%
		4036	3641 Dwight St , San Diego CA, 92104	Completed	04/20/05	1	11/09/04	\$15,000.00	\$15,000.00	100.00%
		4038	5619 Cumberland St , San Diego CA, 92139	Completed	12/14/04	1	11/16/04	\$15,000.00	\$15,000.00	100.00%
		4039	6067 Daisy Pl , San Diego CA, 92114	Completed	12/22/04	1	11/24/04	\$9,980.00	\$9,980.00	100.00%



U.S. Department of Housing and Urban Development
 Office of Community Planning and Development
 Integrated Disbursement and Information System
 Status of HOME Activities - Entitlement
 SAN DIEGO, CA

DATE: 09-21-12
 TIME: 11:24
 PAGE: 63

IDIS - PR22

Tenure Type	Activity Type	IDIS Activity	Activity Address	Activity Status	Status Date	Total Home		Initial Funding Date	Committed Amount	Drawn Amount	PCT
						Units	Units				
Homeowner Rehab	REHABILITATION	4042	4241 Felton St , San Diego CA, 92104	Completed	11/21/05	1	1	12/06/04	\$5,000.00	\$5,000.00	100.00%
		4043	5267 S Thorn St , San Diego CA, 92105	Completed	03/10/05	1	1	12/06/04	\$15,000.00	\$15,000.00	100.00%
		4044	3112 41st St , San Diego CA, 92105	Completed	05/31/05	1	1	12/06/04	\$10,593.00	\$10,593.00	100.00%
		4045	5212 Caminito Mindy , San Diego CA, 92105	Completed	12/22/04	1	1	12/09/04	\$10,264.00	\$10,264.00	100.00%
		4046	2929 Logan Ave , San Diego CA, 92113	Completed	08/29/05	1	1	12/09/04	\$10,450.00	\$10,450.00	100.00%
		4050	859 Morrison St , San Diego CA, 92102	Completed	04/20/05	1	1	12/21/04	\$14,470.00	\$14,470.00	100.00%
		4051	4951 Reynolds St , San Diego CA, 92113	Completed	04/20/05	1	1	12/21/04	\$10,320.00	\$10,320.00	100.00%
		4056	212 S Francis St , San Diego CA, 92113	Completed	05/04/05	1	1	01/11/05	\$15,000.00	\$15,000.00	100.00%
		4063	4990 Megan Way , San Diego CA, 92105	Completed	06/28/05	1	1	01/24/05	\$10,000.00	\$10,000.00	100.00%
		4073	7126 Tuther Way , San Diego CA, 92114	Completed	07/07/05	1	1	02/09/05	\$10,320.00	\$10,320.00	100.00%
		4074	3757 Z St , San Diego CA, 92113	Completed	05/04/05	1	1	02/14/05	\$9,968.00	\$9,968.00	100.00%
		4079	7727 Woodbine Way , San Diego CA, 92114	Completed	05/31/05	1	1	02/25/05	\$10,000.00	\$10,000.00	100.00%
		4081	4991 Hilltop Dr , San Diego CA, 92102	Completed	10/07/05	1	1	03/09/05	\$10,000.00	\$10,000.00	100.00%
		4082	7007 Enders Ave , San Diego CA, 92122	Completed	04/07/05	1	1	03/15/05	\$10,320.00	\$10,320.00	100.00%
		4084	1424 New Chatel Dr , San Diego CA, 92154	Completed	05/04/05	1	1	03/17/05	\$9,918.00	\$9,918.00	100.00%
		4085	4851 Solola Ave , San Diego CA, 92113	Completed	05/31/05	1	1	03/24/05	\$14,775.00	\$14,775.00	100.00%
		4086	5201 Quince St , San Diego CA, 92105	Completed	05/31/05	1	1	04/07/05	\$10,320.00	\$10,320.00	100.00%
		4088	1461 Mary Lou St , San Diego CA, 92102	Completed	05/31/05	1	1	04/22/05	\$10,450.00	\$10,450.00	100.00%
		4089	6863 Newberry St , San Diego CA, 92120	Completed	03/07/06	1	1	04/27/05	\$10,450.00	\$10,450.00	100.00%
		4090	7042 Silverwood St , San Diego CA, 92114	Completed	05/31/05	1	1	05/02/05	\$10,320.00	\$10,320.00	100.00%
		4091	2810 Nye St , San Diego CA, 92111	Completed	08/29/05	1	1	05/02/05	\$15,000.00	\$15,000.00	100.00%
		4099	3436 Florence St , San Diego CA, 92113	Completed	08/29/05	1	1	05/16/05	\$15,000.00	\$15,000.00	100.00%
		4100	888 42nd St , San Diego CA, 92102	Completed	10/07/05	1	1	05/23/05	\$15,000.00	\$15,000.00	100.00%
		4148	6077 Alleghany St , San Diego CA, 92139	Canceled	03/29/06	0	0	05/26/05	\$0.00	\$0.00	0.00%
		4149	3645 35th St , San Diego CA, 92104	Completed	02/01/06	1	1	05/26/05	\$15,000.00	\$15,000.00	100.00%
		4150	4144 Poplar St , San Diego CA, 92105	Completed	06/28/05	1	1	05/26/05	\$15,000.00	\$15,000.00	100.00%
		4152	6259 Calle Pavana , San Diego CA, 92139	Completed	11/21/05	1	1	06/17/05	\$9,940.00	\$9,940.00	100.00%
		4153	4129 Highland Ave , San Diego CA, 92105	Completed	07/07/05	1	1	06/20/05	\$10,000.00	\$10,000.00	100.00%
		4154	3996 Broadway , San Diego CA, 92102	Completed	08/29/05	1	1	06/23/05	\$10,320.00	\$10,320.00	100.00%
		4343	870 42nd St , San Diego CA, 92102	Completed	08/29/05	1	1	08/03/05	\$15,000.00	\$15,000.00	100.00%
		4344	3835 Ocean View Blvd , San Diego CA, 92113	Completed	08/29/05	1	1	08/03/05	\$14,475.00	\$14,475.00	100.00%
		4349	5285 Santa Maria Ter , San Diego CA, 92114	Completed	02/01/06	1	1	08/16/05	\$10,000.00	\$10,000.00	100.00%
		4350	1828 Donax Ave , San Diego CA, 92154	Completed	02/03/06	1	1	08/17/05	\$12,837.00	\$12,837.00	100.00%



U.S. Department of Housing and Urban Development
 Office of Community Planning and Development
 Integrated Disbursement and Information System
 Status of HOME Activities - Entitlement
 SAN DIEGO, CA

DATE: 09-21-12
 TIME: 11:24
 PAGE: 64

IDIS - PR22

Tenure Type	Activity Type	IDIS Activity	Activity Address	Activity Status	Status Date	Total Units	Home Units	Initial Funding Date	Committed Amount	Drawn Amount	PCT
Homeowner Rehab	REHABILITATION	4353	3770 Clinton St , San Diego CA, 92113	Completed	11/01/05	1	1	08/25/05	\$15,000.00	\$15,000.00	100.00%
		4354	4626 Wendell St , San Diego CA, 92105	Completed	10/07/05	1	1	08/29/05	\$12,800.00	\$12,800.00	100.00%
		4356	916 Wallace Ct , San Diego CA, 92113	Completed	10/07/05	1	1	08/31/05	\$10,320.00	\$10,320.00	100.00%
		4357	3547 J St , San Diego CA, 92102	Completed	11/21/05	1	1	09/08/05	\$10,320.00	\$10,320.00	100.00%
		4365	3555 Fireway Dr , San Diego CA, 92111	Completed	03/07/06	1	1	09/12/05	\$10,320.00	\$10,320.00	100.00%
		4366	945 63rd St , San Diego CA, 92114	Completed	11/21/05	1	1	09/14/05	\$13,130.00	\$13,130.00	100.00%
		4371	875 Harris Ave , San Diego CA, 92154	Completed	02/01/06	1	1	10/14/05	\$10,320.00	\$10,320.00	100.00%
		4383	4817 Lantana Dr , San Diego CA, 92105	Completed	03/07/06	1	1	11/03/05	\$10,729.00	\$10,729.00	100.00%
		4386	3138 41st St , San Diego CA, 92105	Completed	02/01/06	1	1	11/15/05	\$15,000.00	\$15,000.00	100.00%
		4393	5252 Olvera Ave , San Diego CA, 92114	Completed	02/01/06	1	1	11/28/05	\$15,000.00	\$15,000.00	100.00%
		4394	905 S 31st St , San Diego CA, 92113	Completed	05/18/06	1	1	11/28/05	\$15,000.00	\$15,000.00	100.00%
		4395	4389 Utah St , San Diego CA, 92104	Completed	05/18/06	1	1	11/30/05	\$15,000.00	\$15,000.00	100.00%
		4397	9812 Caminito Cuadro , San Diego CA, 92129	Completed	02/01/06	1	1	12/07/05	\$10,000.00	\$10,000.00	100.00%
		4398	6577 Brooklyn Ave , San Diego CA, 92114	Completed	02/01/06	1	1	12/15/05	\$10,000.00	\$10,000.00	100.00%
		4407	5913 Hughes St , San Diego CA, 92115	Completed	06/27/06	1	1	01/10/06	\$10,000.00	\$10,000.00	100.00%
		4408	3411 Ace St , San Diego CA, 92105	Completed	03/07/06	1	1	01/10/06	\$15,000.00	\$15,000.00	100.00%
		4409	2224 Marigold Pl , San Diego CA, 92105	Completed	03/07/06	1	1	01/10/06	\$14,225.00	\$14,225.00	100.00%
		4413	5622 Roswell St , San Diego CA, 92114	Completed	05/18/06	1	1	01/30/06	\$4,420.00	\$4,420.00	100.00%
		4414	2505 L St , San Diego CA, 92102	Completed	05/23/06	1	1	01/30/06	\$10,000.00	\$10,000.00	100.00%
		4415	1963 Avenida De La Cruz , San Diego CA, 92173	Completed	06/27/06	1	1	02/01/06	\$9,995.00	\$9,995.00	100.00%
		4416	6522 College Grove Dr Unit 22 , San Diego CA, 92115	Completed	03/07/06	1	1	02/02/06	\$10,000.00	\$10,000.00	100.00%
		4420	3132 38th St , San Diego CA, 92105	Completed	05/18/06	1	1	02/06/06	\$3,717.00	\$3,717.00	100.00%
		4421	4668 Chateau Pl , San Diego CA, 92117	Completed	05/18/06	1	1	02/07/06	\$10,320.00	\$10,320.00	100.00%
		4423	317 San Alberto Way , San Diego CA, 92114	Completed	05/18/06	1	1	02/23/06	\$10,320.00	\$10,320.00	100.00%
		4424	5356 Hilltop Dr , San Diego CA, 92114	Completed	05/18/06	1	1	02/23/06	\$10,000.00	\$10,000.00	100.00%
		4425	4811 Lantana Dr , San Diego CA, 92105	Completed	05/23/06	1	1	02/24/06	\$8,927.00	\$8,927.00	100.00%
		4426	5285 Auburn Dr , San Diego CA, 92105	Completed	05/18/06	1	1	02/27/06	\$15,000.00	\$15,000.00	100.00%
		4427	6732 Zane Ct , San Diego CA, 92111	Completed	06/27/06	1	1	02/28/06	\$11,175.00	\$11,175.00	100.00%
		4431	1170 Pine Glen Way , San Diego CA, 92154	Completed	05/18/06	1	1	03/10/06	\$10,000.00	\$10,000.00	100.00%
		4433	4217 Swift Ave , San Diego CA, 92104	Completed	06/27/06	1	1	03/17/06	\$12,225.00	\$12,225.00	100.00%
		4446	5046 Auburn Dr , San Diego CA, 92105	Completed	05/23/06	1	1	03/29/06	\$10,320.00	\$10,320.00	100.00%
		4453	4220 Landis St , San Diego CA, 92105	Completed	06/12/06	1	1	04/04/06	\$5,000.00	\$5,000.00	100.00%
		4454	3702 Mount Acadia Blvd , San Diego CA, 92111	Completed	05/18/06	1	1	04/04/06	\$10,320.00	\$10,320.00	100.00%



U.S. Department of Housing and Urban Development
 Office of Community Planning and Development
 Integrated Disbursement and Information System
 Status of HOME Activities - Entitlement
 SAN DIEGO, CA

DATE: 09-21-12
 TIME: 11:24
 PAGE: 65

IDIS - PR22

Tenure Type	Activity Type	IDIS Activity	Activity Address	Activity Status	Status Date	Total Units	Home Units	Initial Funding Date	Committed Amount	Drawn Amount	PCT
Homeowner Rehab	REHABILITATION	4455	7725 Blackpool Rd , San Diego CA, 92114	Completed	07/07/06	1	1	04/05/06	\$10,320.00	\$10,320.00	100.00%
		4457	3190 Magellan St , San Diego CA, 92154	Completed	07/25/06	1	1	04/06/06	\$10,000.00	\$10,000.00	100.00%
		4459	2661 Preece St , San Diego CA, 92111	Completed	05/23/06	1	1	04/12/06	\$6,685.00	\$6,685.00	100.00%
		4465	3415 Rowe St , San Diego CA, 92115	Completed	05/23/06	1	1	04/18/06	\$15,000.00	\$15,000.00	100.00%
		4466	870 Manning Way , San Diego CA, 92154	Completed	05/23/06	1	1	04/20/06	\$10,000.00	\$10,000.00	100.00%
		4472	5031 Lyon St , San Diego CA, 92102	Completed	06/27/06	1	1	05/01/06	\$11,725.00	\$11,725.00	100.00%
		4475	6536 Lemarand Ave , San Diego CA, 92115	Completed	10/03/06	1	1	05/05/06	\$10,625.00	\$10,625.00	100.00%
		4476	3280 Orange Ave , San Diego CA, 92104	Completed	05/23/06	1	1	05/05/06	\$15,000.00	\$15,000.00	100.00%
		4480	4344 38th St , San Diego CA, 92105	Completed	05/23/06	1	1	05/11/06	\$5,000.00	\$5,000.00	100.00%
		4481	3509 36th St , San Diego CA, 92104	Completed	05/23/06	1	1	05/11/06	\$5,000.00	\$5,000.00	100.00%
		4482	4185 Franklin Ave , San Diego CA, 92113	Completed	06/12/06	1	1	05/16/06	\$10,000.00	\$10,000.00	100.00%
		4488	2014 Polk Ave , San Diego CA, 92104	Completed	07/07/06	1	1	05/23/06	\$15,000.00	\$15,000.00	100.00%
		4490	5265 Santa Margarita St , San Diego CA, 92114	Completed	06/27/06	1	1	05/25/06	\$14,445.00	\$14,445.00	100.00%
		4492	17555 Fairlie Rd , San Diego CA, 92128	Completed	07/07/06	1	1	06/01/06	\$10,000.00	\$10,000.00	100.00%
		4493	4150 49th St , San Diego CA, 92105	Completed	07/07/06	1	1	06/01/06	\$10,000.00	\$10,000.00	100.00%
		4494	4192 Wightman St , San Diego CA, 92105	Completed	06/27/06	1	1	06/01/06	\$15,000.00	\$15,000.00	100.00%
		4496	7251 Peter Pan Ave , San Diego CA, 92114	Completed	10/03/06	1	1	06/06/06	\$10,320.00	\$10,320.00	100.00%
		4498	3592 Dwight St , San Diego CA, 92104	Completed	07/07/06	1	1	06/09/06	\$15,000.00	\$15,000.00	100.00%
		4500	8748 Longwood St , San Diego CA, 92126	Completed	08/29/06	1	1	06/19/06	\$10,000.00	\$10,000.00	100.00%
		4503	5715 Streamview Dr , San Diego CA, 92105	Completed	07/07/06	1	1	06/22/06	\$4,975.00	\$4,975.00	100.00%
		4615	1625 Pentecost Way Unit 8 , San Diego CA, 92105	Completed	07/07/06	1	1	06/27/06	\$10,000.00	\$10,000.00	100.00%
		4689	6875 Clara Lee Ave , San Diego CA, 92120	Completed	08/29/06	1	1	07/06/06	\$6,320.00	\$6,320.00	100.00%
		4690	125 Pagel Pl , San Diego CA, 92114	Completed	08/29/06	1	1	07/11/06	\$10,000.00	\$10,000.00	100.00%
		4691	6574 Pinecone Ln , San Diego CA, 92139	Completed	08/29/06	1	1	07/13/06	\$10,000.00	\$10,000.00	100.00%
		4692	2965 Ulric St , San Diego CA, 92111	Completed	08/29/06	1	1	07/14/06	\$15,000.00	\$15,000.00	100.00%
		4693	329 Gavin St , San Diego CA, 92102	Completed	03/26/07	1	1	07/17/06	\$12,900.00	\$12,900.00	100.00%
		4695	654 62nd St , San Diego CA, 92114	Completed	08/29/06	1	1	07/25/06	\$15,000.00	\$15,000.00	100.00%
		4696	1919 Tulip St , San Diego CA, 92105	Completed	08/29/06	1	1	07/25/06	\$10,000.00	\$10,000.00	100.00%
		4697	650 Cotton St , San Diego CA, 92102	Completed	12/18/06	1	1	08/08/06	\$10,950.00	\$10,950.00	100.00%
		4698	1147 Cotton St , San Diego CA, 92102	Completed	11/21/06	1	1	08/08/06	\$15,000.00	\$15,000.00	100.00%
		4700	3462 33rd St , San Diego CA, 92104	Completed	10/03/06	1	1	08/24/06	\$11,375.00	\$11,375.00	100.00%



U.S. Department of Housing and Urban Development
 Office of Community Planning and Development
 Integrated Disbursement and Information System
 Status of HOME Activities - Entitlement
 SAN DIEGO, CA

DATE: 09-21-12
 TIME: 11:24
 PAGE: 66

IDIS - PR22

Tenure Type	Activity Type	IDIS Activity	Activity Address	Activity Status	Status Date	Total Home Units	Initial Funding Date	Committed Amount	Drawn Amount	PCT
Homeowner Rehab	REHABILITATION	4701	8741 Macawa Ave , San Diego CA, 92123	Completed	11/21/06	1	09/07/06	\$10,000.00	\$10,000.00	100.00%
		4704	1291 34th St , San Diego CA, 92102	Completed	12/18/06	1	10/12/06	\$20,000.00	\$20,000.00	100.00%
		4706	2350 Sumac Dr , San Diego CA, 92105	Completed	11/21/06	1	10/16/06	\$10,000.00	\$10,000.00	100.00%
		4707	3369 Orange Ave , San Diego CA, 92104	Completed	11/21/06	1	10/16/06	\$5,000.00	\$5,000.00	100.00%
		4709	5461 Cottage Ave , San Diego CA, 92120	Completed	02/14/07	1	10/18/06	\$21,900.00	\$21,900.00	100.00%
		4710	1846 Bluehaven Ct , San Diego CA, 92154	Completed	12/18/06	1	10/18/06	\$10,000.00	\$10,000.00	100.00%
		4711	202 29th St , San Diego CA, 92102	Completed	11/21/06	1	10/18/06	\$2,360.00	\$2,360.00	100.00%
		4712	3935 Mount Everest Blvd , San Diego CA, 92111	Completed	02/14/07	1	10/18/06	\$20,000.00	\$20,000.00	100.00%
		4713	345 Treewood St , San Diego CA, 92114	Completed	11/08/07	1	10/18/06	\$20,000.00	\$20,000.00	100.00%
		4714	2770 2nd Ave , San Diego CA, 92103	Completed	12/18/06	1	10/24/06	\$20,000.00	\$20,000.00	100.00%
		4715	5305 Naranja St , San Diego CA, 92114	Completed	11/21/06	1	10/24/06	\$25,000.00	\$25,000.00	100.00%
		4716	3133 Mobley St , San Diego CA, 92123	Completed	11/21/06	1	10/24/06	\$25,000.00	\$25,000.00	100.00%
		4717	2735 Kausman St , San Diego CA, 92139	Completed	06/15/07	1	10/25/06	\$20,000.00	\$20,000.00	100.00%
		4718	5339 Streamview Dr , San Diego CA, 92105	Completed	03/26/07	1	10/31/06	\$11,410.00	\$11,410.00	100.00%
		4719	639 S 42nd St , San Diego CA, 92113	Completed	02/14/07	1	11/01/06	\$16,225.00	\$16,225.00	100.00%
		4720	6711 Zane Ct , San Diego CA, 92111	Completed	11/08/07	1	11/08/06	\$20,000.00	\$20,000.00	100.00%
		4721	754 Selma Pl , San Diego CA, 92114	Completed	12/18/06	1	11/14/06	\$15,000.00	\$15,000.00	100.00%
		4722	2317 Shamrock St , San Diego CA, 92105	Completed	12/18/06	1	11/15/06	\$10,000.00	\$10,000.00	100.00%
		4723	3919 Teak St , San Diego CA, 92113	Completed	12/18/06	1	11/15/06	\$20,000.00	\$20,000.00	100.00%
		4724	4327 60th St , San Diego CA, 92115	Completed	12/18/06	1	11/16/06	\$14,375.00	\$14,375.00	100.00%
		4725	2870 Dahlia Ave , San Diego CA, 92154	Completed	11/08/07	1	11/16/06	\$20,000.00	\$20,000.00	100.00%
		4726	3819 Newton Ave , San Diego CA, 92113	Completed	11/06/08	1	11/21/06	\$20,000.00	\$20,000.00	100.00%
		4727	215 Coralwood Dr , San Diego CA, 92114	Completed	02/14/07	1	11/29/06	\$25,000.00	\$25,000.00	100.00%
		4728	334 Gavin St , San Diego CA, 92102	Completed	03/26/07	1	11/30/06	\$2,075.00	\$2,075.00	100.00%
		4729	1858 Revena St , San Diego CA, 92154	Completed	03/26/07	1	11/30/06	\$19,888.00	\$19,888.00	100.00%
		4730	4142 Hilltop Dr , San Diego CA, 92102	Completed	11/08/07	1	12/04/06	\$20,000.00	\$20,000.00	100.00%
		4731	410 S 58th St , San Diego CA, 92114	Completed	02/14/07	1	12/08/06	\$19,955.00	\$19,955.00	100.00%
		4732	321 S Bancroft St , San Diego CA, 92113	Completed	12/18/06	1	12/11/06	\$10,000.00	\$10,000.00	100.00%
		4733	6566 College Grove Dr Unit 91 , San Diego CA, 92115	Completed	03/26/07	1	12/11/06	\$20,000.00	\$20,000.00	100.00%
		4734	10748 Esmeraldas Dr , San Diego CA, 92124	Completed	11/08/07	1	12/12/06	\$20,000.00	\$20,000.00	100.00%
		4735	2955 Ulric St , San Diego CA, 92111	Completed	02/14/07	1	12/12/06	\$25,000.00	\$25,000.00	100.00%
		4736	561 Cochran Ave , San Diego CA, 92154	Completed	02/14/07	1	12/13/06	\$20,000.00	\$20,000.00	100.00%
		4740	2826 Ocean View Blvd , San Diego CA, 92113	Completed	02/14/07	1	01/05/07	\$17,202.00	\$17,202.00	100.00%



U.S. Department of Housing and Urban Development
 Office of Community Planning and Development
 Integrated Disbursement and Information System
 Status of HOME Activities - Entitlement
 SAN DIEGO, CA

DATE: 09-21-12
 TIME: 11:24
 PAGE: 67

IDIS - PR22

Tenure Type	Activity Type	IDIS Activity	Activity Address	Activity Status	Status Date	Total Home		Initial Funding Date	Committed Amount	Drawn Amount	PCT
						Units	Units				
Homeowner Rehab	REHABILITATION	4742	1211 Gloria St , San Diego CA, 92113	Completed	02/14/07	1	1	01/10/07	\$20,000.00	\$20,000.00	100.00%
		4743	245 Los Alamos Dr , San Diego CA, 92114	Completed	02/14/07	1	1	01/10/07	\$25,000.00	\$25,000.00	100.00%
		4744	3626 Lemona Ave Unit B , San Diego CA, 92105	Completed	03/26/07	1	1	01/17/07	\$20,000.00	\$20,000.00	100.00%
		4750	2680 K St , San Diego CA, 92102	Completed	11/08/07	1	1	01/24/07	\$25,000.00	\$25,000.00	100.00%
		4751	2864 Nye St , San Diego CA, 92111	Completed	06/15/07	1	1	01/24/07	\$22,985.00	\$22,985.00	100.00%
		4752	4323 48th St , San Diego CA, 92115	Completed	11/08/07	1	1	01/29/07	\$23,247.00	\$23,247.00	100.00%
		4758	4787 Castle Ave , San Diego CA, 92105	Completed	06/15/07	1	1	02/05/07	\$25,000.00	\$25,000.00	100.00%
		4768	3639 Lemona Ave Unit E , San Diego CA, 92105	Completed	06/15/07	1	1	02/09/07	\$13,000.00	\$13,000.00	100.00%
		4769	4243 44th St , San Diego CA, 92115	Completed	03/26/07	1	1	02/12/07	\$4,204.00	\$4,204.00	100.00%
		4770	2210 Haniman Dr , San Diego CA, 92105	Completed	03/26/07	1	1	02/15/07	\$25,000.00	\$25,000.00	100.00%
		4771	2807 Columbine St , San Diego CA, 92105	Completed	03/28/07	1	1	02/16/07	\$24,987.00	\$24,987.00	100.00%
		4772	1161 Bollenbacher St , San Diego CA, 92114	Completed	03/26/07	1	1	02/20/07	\$20,000.00	\$20,000.00	100.00%
		4774	1921 Genesta St , San Diego CA, 92102	Completed	04/07/08	1	1	02/28/07	\$20,000.00	\$20,000.00	100.00%
		4775	4220 Polk Ave , San Diego CA, 92105	Completed	06/15/07	1	1	03/05/07	\$19,190.00	\$19,190.00	100.00%
		4777	352 S 38th St , San Diego CA, 92113	Completed	03/26/07	1	1	03/08/07	\$9,400.00	\$9,400.00	100.00%
		4778	8455 Westmore Rd Apt 101 , San Diego CA, 92126	Completed	03/26/07	1	1	03/12/07	\$20,000.00	\$20,000.00	100.00%
		4780	3883 Ashford St , San Diego CA, 92111	Completed	06/15/07	1	1	03/22/07	\$20,000.00	\$20,000.00	100.00%
		4784	4198 Pepper Dr , San Diego CA, 92105	Completed	06/15/07	1	1	03/27/07	\$20,670.00	\$20,670.00	100.00%
		4785	2629 Keen Dr , San Diego CA, 92139	Completed	06/15/07	1	1	04/03/07	\$19,325.00	\$19,325.00	100.00%
		4799	6404 Edmonds St , San Diego CA, 92114	Completed	11/08/07	1	1	06/07/07	\$19,870.00	\$19,870.00	100.00%
		4993	1128 S 38th St , San Diego CA, 92113	Completed	01/07/08	1	1	08/24/07	\$19,820.00	\$19,820.00	100.00%
		4994	1709 Brookline St , San Diego CA, 92102	Completed	01/07/08	1	1	08/24/07	\$19,570.00	\$19,570.00	100.00%
		4999	3861 Demus St , San Diego CA, 92115	Completed	06/11/08	1	1	10/02/07	\$35,000.00	\$35,000.00	100.00%
		5000	638 20th St , San Diego CA, 92102	Completed	01/07/08	1	1	10/05/07	\$25,000.00	\$25,000.00	100.00%
		5012	7370 Fulton St , San Diego CA, 92111	Completed	06/18/08	1	1	12/03/07	\$19,410.00	\$19,410.00	100.00%
		5015	1672 Oro Vista Rd Unit 226 , San Diego CA, 92154	Completed	04/07/08	1	1	12/05/07	\$20,000.00	\$20,000.00	100.00%
		5016	1995 Isla Del Carmen Way , San Ysidro CA, 92173	Completed	04/07/08	1	1	12/10/07	\$22,675.00	\$22,675.00	100.00%
		5020	3861 Demus St , San Diego CA, 92115	Canceled	12/20/07	0	0	12/13/07	\$0.00	\$0.00	0.00%
		5021	2210 L St , San Diego CA, 92102	Completed	04/07/08	1	1	12/17/07	\$25,000.00	\$25,000.00	100.00%
		5024	1856 Crandall Dr , San Diego CA, 92111	Completed	11/06/08	1	1	01/07/08	\$25,000.00	\$25,000.00	100.00%
5025	3524 Cherokee Ave , San Diego CA, 92104	Completed	04/07/08	1	1	01/07/08	\$24,995.00	\$24,995.00	100.00%		
5026	4340 60th St , San Diego CA, 92115	Completed	06/18/08	1	1	01/18/08	\$25,000.00	\$25,000.00	100.00%		



U.S. Department of Housing and Urban Development
 Office of Community Planning and Development
 Integrated Disbursement and Information System
 Status of HOME Activities - Entitlement
 SAN DIEGO, CA

DATE: 09-21-12
 TIME: 11:24
 PAGE: 68

IDIS - PR22

Tenure Type	Activity Type	IDIS Activity	Activity Address	Activity Status	Status Date	Total Home Units	Initial Funding Date	Committed Amount	Drawn Amount	PCT
Homeowner Rehab	REHABILITATION	5032	3228 44th St Apt 1 , San Diego CA, 92105	Completed	04/07/08	1	02/01/08	\$20,000.00	\$20,000.00	100.00%
		5033	3035 38th St , San Diego CA, 92105	Completed	11/06/08	1	02/12/08	\$25,000.00	\$25,000.00	100.00%
		5037	2215 Madreselva Way , San Diego CA, 92154	Completed	11/06/08	1	03/03/08	\$20,000.00	\$20,000.00	100.00%
		5038	711 Cardiff St , San Diego CA, 92114	Completed	06/18/08	1	03/03/08	\$35,000.00	\$35,000.00	100.00%
		5050	3517 36th St , San Diego CA, 92104	Completed	06/18/08	1	04/15/08	\$25,000.00	\$25,000.00	100.00%
		5051	811 Elizabeth St , San Diego CA, 92113	Completed	11/06/08	1	04/16/08	\$25,000.00	\$25,000.00	100.00%
		5078	6981 Wheatley St , San Diego CA, 92111	Completed	11/06/08	1	06/05/08	\$20,000.00	\$20,000.00	100.00%
		5249	4320 Manzanita Dr , San Diego CA, 92105	Completed	11/06/08	1	07/10/08	\$22,975.00	\$22,975.00	100.00%
		5254	3994 Z St , San Diego CA, 92113	Completed	11/06/08	1	07/14/08	\$25,000.00	\$25,000.00	100.00%
		5269	6705 N Elman St , San Diego CA, 92111	Completed	11/06/08	1	08/06/08	\$25,000.00	\$25,000.00	100.00%
		5290	2686 E St , San Diego CA, 92102	Completed	12/15/08	1	09/19/08	\$25,000.00	\$25,000.00	100.00%
		5293	1278 Pacific Beach Dr Unit 2 , San Diego CA, 92109	Completed	01/28/09	1	10/06/08	\$20,000.00	\$20,000.00	100.00%
		5311	11271 Avenida De Los Lobos Unit F , San Diego CA, 92127	Completed	05/22/09	1	10/28/08	\$20,000.00	\$20,000.00	100.00%
		5325	4760 Wightman St , San Diego CA, 92105	Completed	09/03/09	1	11/06/08	\$23,138.00	\$23,138.00	100.00%
		5334	4051 C St , San Diego CA, 92102	Completed	01/28/09	1	11/17/08	\$23,817.00	\$23,817.00	100.00%
		5343	2519 Violet St , San Diego CA, 92105	Completed	01/28/09	1	11/19/08	\$4,885.00	\$4,885.00	100.00%
		5361	3614 Roselawn Ave , San Diego CA, 92105	Completed	02/27/09	1	12/10/08	\$5,000.00	\$5,000.00	100.00%
		5381	3246 39th St , San Diego CA, 92105	Completed	09/03/09	1	01/08/09	\$16,739.00	\$16,739.00	100.00%
		5385	4549 Alice St , San Diego CA, 92115	Completed	05/22/09	1	01/16/09	\$25,000.00	\$25,000.00	100.00%
		5403	8041 Valdosta Ave , San Diego CA, 92126	Completed	06/01/09	1	02/10/09	\$20,275.00	\$20,275.00	100.00%
		5411	3677 Highland Ave , San Diego CA, 92105	Completed	07/27/09	1	02/27/09	\$15,412.00	\$15,412.00	100.00%
		5430	1025 40th St , San Diego CA, 92102	Completed	10/02/09	1	03/27/09	\$35,000.00	\$35,000.00	100.00%
		5548	6573 Salizar St , San Diego CA, 92111	Completed	07/27/09	1	04/27/09	\$20,000.00	\$20,000.00	100.00%
		5550	4312 College Ave , San Diego CA, 92115	Completed	09/03/09	1	05/01/09	\$5,000.00	\$5,000.00	100.00%
		5551	4373 Tremont St , San Diego CA, 92102	Completed	07/27/09	1	05/01/09	\$15,000.00	\$15,000.00	100.00%
		5552	4039 Enero Way , San Diego CA, 92154	Completed	10/02/09	1	05/04/09	\$20,000.00	\$20,000.00	100.00%
		5556	2862 Elrose Dr , San Diego CA, 92154	Completed	11/24/09	1	05/22/09	\$15,960.00	\$15,960.00	100.00%
		5557	2043 Monroe Ave , San Diego CA, 92116	Completed	09/03/09	1	05/27/09	\$24,145.00	\$24,145.00	100.00%
		5558	4464 Arizona St , San Diego CA, 92116	Completed	07/27/09	1	05/27/09	\$5,000.00	\$5,000.00	100.00%
		5604	2744 44th St , San Diego CA, 92105	Completed	10/02/09	1	08/19/09	\$5,000.00	\$5,000.00	100.00%
		5631	6529 Lockford Ave , San Diego CA, 92139	Completed	03/29/10	1	10/15/09	\$20,275.00	\$20,275.00	100.00%



U.S. Department of Housing and Urban Development
 Office of Community Planning and Development
 Integrated Disbursement and Information System
 Status of HOME Activities - Entitlement
 SAN DIEGO, CA

DATE: 09-21-12
 TIME: 11:24
 PAGE: 69

IDIS - PR22

Tenure Type	Activity Type	IDIS Activity	Activity Address	Activity Status	Status Date	Total Units	Home Units	Initial Funding Date	Committed Amount	Drawn Amount	PCT
Homeowner Rehab	REHABILITATION	5636	5369 Vergara St , San Diego CA, 92117	Completed	03/29/10	1	1	10/15/09	\$20,000.00	\$20,000.00	100.00%
		5674	9346 Vervain St , San Diego CA, 92129	Completed	09/08/10	1	1	10/30/09	\$20,000.00	\$20,000.00	100.00%
		5675	5453 Timothy Dr , San Diego CA, 92105	Completed	01/06/10	1	1	11/02/09	\$5,000.00	\$5,000.00	100.00%
		5677	832 Leppert St , San Diego CA, 92114	Completed	09/08/10	1	1	11/05/09	\$20,000.00	\$20,000.00	100.00%
		5678	5630 McHugh St , San Diego CA, 92114	Completed	01/06/10	1	1	11/06/09	\$35,000.00	\$35,000.00	100.00%
		5679	105 65th St , San Diego CA, 92114	Completed	03/26/10	1	1	11/09/09	\$20,000.00	\$20,000.00	100.00%
		5686	4816 Elm St , San Diego CA, 92102	Completed	01/06/10	1	1	11/16/09	\$20,000.00	\$20,000.00	100.00%
		5687	2679 Desty Ct , San Diego CA, 92154	Completed	09/09/10	1	1	11/16/09	\$19,990.00	\$19,990.00	100.00%
		5695	2745 Parthenon Dr , San Diego CA, 92139	Completed	03/26/10	1	1	12/03/09	\$20,275.00	\$20,275.00	100.00%
		5698	3407 41st St , San Diego CA, 92105	Completed	03/26/10	1	1	12/04/09	\$5,000.00	\$5,000.00	100.00%
		5703	3105 Via Amata , San Diego CA, 92111	Completed	03/26/10	1	1	12/15/09	\$19,926.00	\$19,926.00	100.00%
		5704	2581 Calle Gaviota , San Diego CA, 92139	Completed	09/09/10	1	1	12/15/09	\$20,000.00	\$20,000.00	100.00%
		5705	2844 Eagle St , San Diego CA, 92103	Completed	03/26/10	1	1	12/16/09	\$16,561.00	\$16,561.00	100.00%
		5739	6485 Dissinger Ave , San Diego CA, 92139	Completed	03/26/10	1	1	01/19/10	\$25,000.00	\$25,000.00	100.00%
		5741	5470 Creston Dr , San Diego CA, 92114	Completed	03/26/10	1	1	01/21/10	\$25,000.00	\$25,000.00	100.00%
		5751	1546 33rd St , San Diego CA, 92102	Completed	06/02/10	1	1	01/25/10	\$21,280.00	\$21,280.00	100.00%
		5752	6747 Osler St , San Diego CA, 92111	Completed	03/26/10	1	1	01/25/10	\$5,000.00	\$5,000.00	100.00%
		5767	2453 G St , San Diego CA, 92102	Completed	03/26/10	1	1	02/24/10	\$5,000.00	\$5,000.00	100.00%
		5870	5153 Bellvale Ave , San Diego CA, 92117	Completed	09/09/10	1	1	04/15/10	\$20,000.00	\$20,000.00	100.00%
		5874	3022 Franklin Ave , San Diego CA, 92113	Completed	01/19/11	1	1	04/26/10	\$3,000.00	\$3,000.00	100.00%
		5879	543 Olivewood Ter , San Diego CA, 92113	Completed	09/09/10	1	1	05/04/10	\$10,000.00	\$10,000.00	100.00%
		5909	1432 Gibson St , San Diego CA, 92114	Completed	09/27/10	1	1	06/14/10	\$20,425.00	\$20,425.00	100.00%
		5928	634 San Vicente Way , San Diego CA, 92114	Completed	09/13/10	1	1	07/22/10	\$20,000.00	\$20,000.00	100.00%
		5937	7775 Woodbine Way , San Diego CA, 92114	Completed	01/19/11	1	1	08/03/10	\$20,000.00	\$20,000.00	100.00%
		5953	2624 E St , San Diego CA, 92102	Completed	01/19/11	1	1	08/16/10	\$25,000.00	\$25,000.00	100.00%
		5965	5044 Monroe Ave , San Diego CA, 92115	Completed	01/19/11	1	1	09/02/10	\$5,000.00	\$5,000.00	100.00%
		5996	8604 Verlaine Dr , San Diego CA, 92119	Completed	01/19/11	1	1	09/27/10	\$25,000.00	\$25,000.00	100.00%
		5997	2392 Ridge View Dr , San Diego CA, 92105	Completed	01/19/11	1	1	09/27/10	\$25,000.00	\$25,000.00	100.00%
		6018	5150 Winthrop St , San Diego CA, 92117	Completed	04/11/11	1	1	11/15/10	\$25,000.00	\$25,000.00	100.00%
		6031	2694 Alta View Dr , San Diego CA, 92139	Completed	03/14/11	1	1	12/06/10	\$23,320.00	\$23,320.00	100.00%
		6040	2719 30th St , San Diego CA, 92104	Completed	03/14/11	1	1	12/13/10	\$9,879.00	\$9,879.00	100.00%
		6041	1847 W Drescher St , San Diego CA, 92111	Completed	03/14/11	1	1	12/13/10	\$3,540.00	\$3,540.00	100.00%
		6043	4480 50th St , San Diego CA, 92115	Completed	03/14/11	1	1	01/07/11	\$3,159.00	\$3,159.00	100.00%



U.S. Department of Housing and Urban Development
 Office of Community Planning and Development
 Integrated Disbursement and Information System
 Status of HOME Activities - Entitlement
 SAN DIEGO, CA

DATE: 09-21-12
 TIME: 11:24
 PAGE: 70

IDIS - PR22

Tenure Type	Activity Type	IDIS Activity	Activity Address	Activity Status	Status Date	Total Home		Initial Funding Date	Committed Amount	Drawn Amount	PCT
						Units	Units				
Homeowner Rehab	REHABILITATION	6051	3593 45th St , San Diego CA, 92105	Completed	03/14/11	1	1	01/13/11	\$5,000.00	\$5,000.00	100.00%
		6064	5022 Sterling Ct , San Diego CA, 92105	Completed	04/11/11	1	1	02/01/11	\$1,325.00	\$1,325.00	100.00%
		6082	5251 Judson Way , San Diego CA, 92115	Completed	06/29/11	1	1	02/17/11	\$20,000.00	\$20,000.00	100.00%
		6098	3725 Antiem St , San Diego CA, 92111	Completed	10/04/11	1	1	03/10/11	\$25,000.00	\$25,000.00	100.00%
		6100	7777 Stalmer St Unit 7 , San Diego CA, 92111	Completed	06/29/11	1	1	03/29/11	\$20,000.00	\$20,000.00	100.00%
		6105	3838 47th St , San Diego CA, 92105	Completed	06/29/11	1	1	06/08/11	\$5,000.00	\$5,000.00	100.00%
		6106	1865 Lashlee Ln , San Ysidro CA, 92173	Completed	10/18/11	1	1	06/10/11	\$20,000.00	\$20,000.00	100.00%
		6107	7453 Minerva Dr , San Diego CA, 92114	Completed	05/07/12	1	1	06/13/11	\$21,725.00	\$21,725.00	100.00%
		6108	6839 Brooklyn Ave , San Diego CA, 92114	Completed	05/07/12	1	1	06/13/11	\$1,520.00	\$1,520.00	100.00%
		6110	5145 La Paz Dr , San Diego CA, 92114	Completed	06/13/12	1	1	06/14/11	\$22,730.00	\$22,730.00	100.00%
		6169	2919 Date St , San Diego CA, 92102	Completed	10/04/11	1	1	07/12/11	\$25,000.00	\$25,000.00	100.00%
		6170	8415 La Rouche Dr , San Diego CA, 92119	Completed	10/04/11	1	1	07/21/11	\$10,550.00	\$10,550.00	100.00%
		6171	1054 Angelus Ave , San Diego CA, 92114	Completed	12/05/11	1	1	08/17/11	\$20,000.00	\$20,000.00	100.00%
		6202	5781 Lancaster Dr , San Diego CA, 92120	Completed	12/05/11	1	1	09/01/11	\$24,366.00	\$24,366.00	100.00%
		6208	4439 Limerick Way , San Diego CA, 92117	Completed	10/18/11	1	1	09/19/11	\$20,000.00	\$20,000.00	100.00%
		6209	2961 40th St , San Diego CA, 92105	Completed	10/18/11	1	1	09/19/11	\$5,000.00	\$5,000.00	100.00%
		6214	925 Arrecife Ct , San Diego CA, 92154	Completed	12/05/11	1	1	10/17/11	\$20,000.00	\$20,000.00	100.00%
		6216	6656 Salizar St , San Diego CA, 92111	Completed	02/28/12	1	1	10/18/11	\$20,000.00	\$20,000.00	100.00%
		6221	2428 Megan Ct , San Diego CA, 92105	Completed	02/28/12	1	1	11/09/11	\$20,000.00	\$20,000.00	100.00%
		6224	6504 Bantam Lake Cir , San Diego CA, 92119	Completed	02/28/12	1	1	11/23/11	\$20,000.00	\$20,000.00	100.00%
		6228	10660 Rancho Carmel Dr , San Diego CA, 92128	Completed	02/28/12	1	1	12/01/11	\$20,000.00	\$20,000.00	100.00%
		6229	5358 Brockbank Pl , San Diego CA, 92115	Completed	05/07/12	1	1	12/12/11	\$20,275.00	\$20,275.00	100.00%
		6233	420 Sawtelle Ave , San Diego CA, 92114	Completed	05/07/12	1	1	12/15/11	\$20,000.00	\$20,000.00	100.00%
		6234	3086 Mount Miguel Dr , San Diego CA, 92139	Completed	05/15/12	1	1	12/19/11	\$20,000.00	\$20,000.00	100.00%
		6239	2021 29th St , San Diego CA, 92104	Completed	06/13/12	1	1	12/21/11	\$25,000.00	\$25,000.00	100.00%
		6244	4735 Camberley Ct , San Diego CA, 92154	Completed	02/28/12	1	1	01/11/12	\$18,500.00	\$18,500.00	100.00%
		6250	3224 Isla Vista Dr , San Diego CA, 92105	Completed	05/07/12	1	1	02/06/12	\$5,000.00	\$5,000.00	100.00%
		6255	5819 Tooley St , San Diego CA, 92114	Completed	05/07/12	1	1	02/21/12	\$20,000.00	\$20,000.00	100.00%
		6257	3522 Meade Ave , San Diego CA, 92116	Open	03/20/12	0	0	02/27/12	\$13,700.00	\$9,225.00	67.34%
		6259	1019 40th St , San Diego CA, 92102	Completed	06/13/12	1	1	02/27/12	\$20,000.00	\$20,000.00	100.00%
		6262	2941 Aber St , San Diego CA, 92117	Open	07/18/12	0	0	03/22/12	\$20,620.00	\$19,890.00	96.46%



U.S. Department of Housing and Urban Development
 Office of Community Planning and Development
 Integrated Disbursement and Information System
 Status of HOME Activities - Entitlement
 SAN DIEGO, CA

DATE: 09-21-12
 TIME: 11:24
 PAGE: 71

IDIS - PR22

Tenure Type	Activity Type	IDIS Activity	Activity Address	Activity Status	Status Date	Total Home Units	Home Units	Initial Funding Date	Committed Amount	Drawn Amount	PCT
Homeowner Rehab	REHABILITATION	6331	3482 Myrtle Ave , San Diego CA, 92104	Final Draw	08/31/12	0	0	05/21/12	\$5,000.00	\$5,000.00	100.00%
		6358	4335 Samoset Ave , San Diego CA, 92117	Open	09/20/12	0	0	07/25/12	\$15,875.00	\$14,085.00	88.72%
		6363	4215 Idaho St , San Diego CA, 92104	Open	09/20/12	0	0	07/30/12	\$10,000.00	\$9,806.65	98.07%
		6393	5081 Solola Ave , San Diego CA, 92113	Open	09/20/12	0	0	08/29/12	\$1,770.00	\$195.00	11.02%
		6396	5116 Reynolds St , San Diego CA, 92114	Open	09/06/12	0	0	09/06/12	\$23,545.00	\$0.00	0.00%



U.S. Department of Housing and Urban Development
 Office of Community Planning and Development
 Integrated Disbursement and Information System
 Status of HOME Activities - Entitlement
 SAN DIEGO, CA

DATE: 09-21-12
 TIME: 11:24
 PAGE: 72

IDIS - PR22

Tenure Type	Activity Type	IDIS Activity	Activity Address	Activity Status	Status Date	Total Home Units	Home Units	Initial Funding Date	Committed Amount	Drawn Amount	PCT
Rental	NEW CONSTRUCTION	508	2893 Boston Ave , San Diego CA, 92113	Completed	06/01/99	5	5	04/12/96	\$22,940.06	\$22,940.06	100.00%
		511	4227 52nd St , San Diego CA, 92115	Completed	04/04/00	69	69	07/22/97	\$577,000.00	\$577,000.00	100.00%
		1812	351 S 33rd St , San Diego CA, 92113	Completed	11/04/02	40	11	05/28/99	\$1,200,370.00	\$1,200,370.00	100.00%
		2773	4366 Home Ave , San Diego CA, 92105	Completed	11/19/04	11	11	08/21/01	\$1,299,500.00	\$1,299,500.00	100.00%
		2847	4809 70th St , San Diego CA, 92115	Completed	12/17/02	19	18	10/02/01	\$100,000.00	\$100,000.00	100.00%
		2975	13878 CARMEL VALLEY ROAD , SAN DIEGO CA, 92129	Completed	11/21/03	112	11	12/18/01	\$800,000.00	\$800,000.00	100.00%
		2982	1225 Market St , San Diego CA, 92101	Completed	06/10/04	11	11	12/21/01	\$800,000.00	\$800,000.00	100.00%
		3047	1606 Del Sur Blvd , San Diego CA, 92173	Completed	11/16/04	11	11	01/28/02	\$1,000,000.00	\$1,000,000.00	100.00%
		3052	72 17th St , San Diego CA, 92101	Completed	05/13/04	11	11	02/15/02	\$828,616.00	\$828,616.00	100.00%
		3053	1150 GROVE WAY , SAN DIEGO CA, 92154	Completed	11/26/03	106	11	02/15/02	\$1,140,000.00	\$1,140,000.00	100.00%
		3054	2651 J St , San Diego CA, 92102	Completed	09/03/03	28	8	02/21/02	\$850,000.00	\$850,000.00	100.00%
		3056	525 14th St , San Diego CA, 92101	Completed	06/29/05	11	11	02/19/02	\$800,000.00	\$800,000.00	100.00%
		3611	798 9th Ave , San Diego CA, 92101	Completed	01/26/06	24	1	11/25/03	\$75,000.00	\$75,000.00	100.00%
		4024	3400 Beyer Blvd , San Diego CA, 92173	Completed	08/29/06	25	25	10/20/04	\$4,198,000.00	\$4,198,000.00	100.00%
		4396	5625 Imperial Ave , San Diego CA, 92114	Completed	05/22/06	9	9	12/07/05	\$917,158.00	\$917,158.00	100.00%
		5291	4310 DAWSON AVENUE , SAN DIEGO CA, 92115	Completed	05/06/10	88	35	09/24/08	\$5,000,000.00	\$5,000,000.00	100.00%
		6347	Commerical Street and 22nd Street , San Diego CA, 92102	Open	06/27/12	0	0	06/27/12	\$4,190,000.00	\$0.00	0.00%



U.S. Department of Housing and Urban Development
 Office of Community Planning and Development
 Integrated Disbursement and Information System
 Status of HOME Activities - Entitlement
 SAN DIEGO, CA

DATE: 09-21-12
 TIME: 11:24
 PAGE: 73

IDIS - PR22

Tenure Type	Activity Type	IDIS Activity	Activity Address	Activity Status	Status Date	Total Units	Home Units	Initial Funding Date	Committed Amount	Drawn Amount	PCT
Rental	REHABILITATION	16	3060 53rd St , San Diego CA, 92105	Completed	07/13/94	74	74	06/28/93	\$247,396.03	\$247,396.03	100.00%
		128	2496 Island Ave , San Diego CA, 92102	Completed	01/08/97	4	4	03/15/94	\$157,500.00	\$157,500.00	100.00%
		212	2260 Market St , San Diego CA, 92102	Completed	01/20/00	10	10	12/07/95	\$57,669.00	\$57,669.00	100.00%
		215	1818 Edgemont St , San Diego CA, 92102	Completed	03/24/99	2	2	01/15/96	\$47,200.00	\$47,200.00	100.00%
		502	4165 Highland Ave , San Diego CA, 92105	Completed	06/27/96	13	13	05/22/95	\$236,557.00	\$236,557.00	100.00%
		506	3105 HERMAN ST./3160 & 3170 REDWOOD , SAN DIEGO CA, 92104	Completed	03/20/98	3	3	10/30/95	\$84,834.00	\$84,834.00	100.00%
		1421	N/A , N/A CA, 00000	Canceled	08/07/98	0	1	08/07/98	\$0.00	\$0.00	0.00%
		1422	3525 J St SAN DIEGO , San Diego CA, 92102	Completed	06/18/99	2	2	08/07/98	\$29,998.00	\$29,998.00	100.00%
		1730	3444 Valle Ave , San Diego CA, 92113	Completed	02/24/03	2	2	04/05/99	\$22,500.00	\$22,500.00	100.00%
		2278	3545 Central Ave , San Diego CA, 92105	Completed	02/24/03	2	2	01/05/00	\$30,000.00	\$30,000.00	100.00%
		2646	5343 Monroe Ave , San Diego CA, 92115	Completed	11/14/02	159	159	03/20/01	\$190,000.00	\$190,000.00	100.00%
		2778	7410 Cuvier St , La Jolla CA, 92037	Completed	09/23/02	8	2	08/24/01	\$58,768.65	\$58,768.65	100.00%
		2963	404 47th St , San Diego CA, 92102	Completed	10/15/03	60	8	12/10/01	\$895,000.00	\$895,000.00	100.00%
		3498	1851 Titus St , San Diego CA, 92110	Canceled	10/29/03	0	11	09/17/03	\$0.00	\$0.00	0.00%
		4158	2467 K St , San Diego CA, 92102	Completed	03/07/06	3	3	06/24/05	\$55,000.00	\$55,000.00	100.00%
		4159	3071 Ocean View Blvd , San Diego CA, 92113	Completed	02/02/06	5	5	06/29/05	\$96,000.00	\$96,000.00	100.00%
		5580	REHABILITATION OF MULTIPLE ADDRESSES , SAN DIEGO CA, 92104	Completed	01/19/11	60	60	07/30/09	\$2,389,467.99	\$2,389,467.99	100.00%
		6035	2172 Front St , San Diego CA, 92101	Open	08/21/12	0	0	12/07/10	\$2,815,974.00	\$2,732,290.33	97.03%
		6242	1345 5th Ave , San Diego CA, 92101	Open	08/31/12	0	0	01/05/12	\$1,444,016.00	\$1,359,934.22	94.18%
		6340	4251 Juniper St , San Diego CA, 92105	Open	07/16/12	0	0	06/13/12	\$2,839,132.00	\$0.00	0.00%



U.S. Department of Housing and Urban Development
 Office of Community Planning and Development
 Integrated Disbursement and Information System
 Status of HOME Activities - Entitlement
 SAN DIEGO, CA

DATE: 09-21-12
 TIME: 11:24
 PAGE: 74

IDIS - PR22

Tenure Type	Activity Type	IDIS Activity	Activity Address	Activity Status	Status Date	Total Home Units	Home Units	Initial Funding Date	Committed Amount	Drawn Amount	PCT
Rental	ACQUISITION AND REHABILITATION	11	2172 Front St , San Diego CA, 92101	Completed	09/21/98	34	32	06/21/93	\$686,483.00	\$686,483.00	100.00%
		136	1337 5th Ave , San Diego CA, 92101	Completed	10/03/95	27	26	05/13/94	\$420,500.00	\$420,500.00	100.00%
		192	4058 National Ave , San Diego CA, 92113	Completed	03/27/00	6	6	04/27/95	\$189,198.66	\$189,198.66	100.00%
		193	10101 Maya Linda Rd , San Diego CA, 92126	Completed	09/22/98	132	41	05/25/95	\$2,100,000.00	\$2,100,000.00	100.00%
		227	4385 Copeland Ave , San Diego CA, 92105	Completed	03/17/99	11	9	04/22/96	\$100,013.00	\$100,013.00	100.00%
		274	1425 C St , San Diego CA, 92101	Completed	04/14/00	16	16	12/02/96	\$138,000.00	\$138,000.00	100.00%
		495	2815 Palm Ave , San Diego CA, 92154	Completed	01/18/00	60	45	08/29/97	\$2,079,740.00	\$2,079,740.00	100.00%
		498	3992A Ocean View Blvd , San Diego CA, 92113	Completed	02/24/94	4	4	05/27/93	\$127,344.50	\$127,344.50	100.00%
		499	4910 - 20 OCEAN VIEW, 440-444 49TH , SAN DIEGO CA, 92113	Completed	06/25/98	15	15	12/17/93	\$347,056.00	\$347,056.00	100.00%
		500	5496 Imperial Ave , San Diego CA, 92114	Completed	01/01/95	47	40	09/23/93	\$329,543.00	\$329,543.00	100.00%
		501	4217 Euclid Ave , San Diego CA, 92115	Completed	12/16/94	14	14	12/17/93	\$273,939.00	\$273,939.00	100.00%
		503	3429 43rd St , San Diego CA, 92105	Completed	02/19/98	8	8	01/29/97	\$135,627.00	\$135,627.00	100.00%
		504	3604 Van Dyke Ave , San Diego CA, 92105	Completed	06/27/02	7	6	06/20/97	\$228,000.00	\$228,000.00	100.00%
		507	3565 Van Dyke Ave , San Diego CA, 92105	Completed	03/22/99	14	11	05/10/96	\$182,000.00	\$182,000.00	100.00%
		509	4066 Messina Dr , San Diego CA, 92113	Completed	03/29/00	97	97	12/18/96	\$2,065,897.00	\$2,065,897.00	100.00%
		510	3845 Winona Ave , San Diego CA, 92105	Canceled	03/17/99	14	14	07/21/97	\$0.00	\$0.00	0.00%
		797	3766 35th St , San Diego CA, 92104	Completed	06/01/99	20	10	10/22/97	\$352,000.00	\$352,000.00	100.00%
		918	1801 Gregory St , San Diego CA, 92102	Completed	05/10/99	2	2	01/27/98	\$116,449.00	\$116,449.00	100.00%
		1045	3820 43rd St , San Diego CA, 92105	Completed	06/28/00	11	11	05/12/98	\$480,121.00	\$480,121.00	100.00%
		1046	3051 Hawthorn St , San Diego CA, 92104	Completed	06/29/99	14	10	05/13/98	\$405,916.00	\$405,916.00	100.00%
		1417	5222 Trojan Ave , San Diego CA, 92115	Completed	06/29/00	11	11	07/28/98	\$409,867.00	\$409,867.00	100.00%
		1418	3536 43rd St , San Diego CA, 92105	Completed	04/04/00	6	6	07/28/96	\$231,000.00	\$231,000.00	100.00%
		1656	135 Averil Rd , San Diego CA, 92173	Completed	09/08/00	11	11	12/14/98	\$609,708.00	\$609,708.00	100.00%
		1662	1825 Felton St , San Diego CA, 92102	Completed	01/20/00	2	2	12/17/98	\$187,410.00	\$187,410.00	100.00%
		1665	4251 44th St , San Diego CA, 92115	Completed	10/02/00	12	11	12/18/98	\$239,740.00	\$239,740.00	100.00%
		1688	3036 Hawthorn St , San Diego CA, 92104	Completed	06/27/02	19	11	02/02/99	\$462,839.00	\$462,839.00	100.00%
		1711	4328 Mayberry St , San Diego CA, 92113	Completed	06/29/00	11	11	03/09/99	\$650,000.00	\$650,000.00	100.00%
		1815	5052 Wightman St , San Diego CA, 92105	Completed	06/17/02	48	24	07/20/99	\$1,427,676.00	\$1,427,676.00	100.00%
		2193	Unknown , SAN DIEGO CA, 92102	Canceled	06/19/02	0	24	07/20/99	\$0.00	\$0.00	0.00%
		2378	4420 Delta St , San Diego CA, 92113	Completed	02/14/03	43	7	04/24/00	\$235,943.00	\$235,943.00	100.00%
		2411	Unknown , CA, 99999	Canceled	06/19/00	0	11	06/15/00	\$0.00	\$0.00	0.00%
		2412	Unknown , CA, 99999	Canceled	06/19/00	0	11	06/15/00	\$0.00	\$0.00	0.00%



U.S. Department of Housing and Urban Development
 Office of Community Planning and Development
 Integrated Disbursement and Information System
 Status of HOME Activities - Entitlement
 SAN DIEGO, CA

DATE: 09-21-12
 TIME: 11:24
 PAGE: 75

IDIS - PR22

Tenure Type	Activity Type	IDIS Activity	Activity Address	Activity Status	Status Date	Total Units	Home Units	Initial Funding Date	Committed Amount	Drawn Amount	PCT
Rental	ACQUISITION AND REHABILITATION	2417	5765 Mount Alifan Dr , San Diego CA, 92111	Completed	09/19/02	312	11	06/21/00	\$965,000.00	\$965,000.00	100.00%
		2418	10931 Gerana St , San Diego CA, 92129	Completed	09/19/02	504	11	06/21/00	\$965,000.00	\$965,000.00	100.00%
		2423	3810 Winona Ave , San Diego CA, 92105	Completed	03/24/03	68	11	07/19/00	\$1,000,000.00	\$1,000,000.00	100.00%
		2589	4048 48th St , San Diego CA, 92105	Completed	09/03/03	17	11	12/07/00	\$167,150.00	\$167,150.00	100.00%
		2590	4048 48th St , San Diego CA, 92105	Completed	09/03/03	17	11	12/07/00	\$572,850.00	\$572,850.00	100.00%
		2629	1440 S 40th St , San Diego CA, 92113	Completed	06/27/05	16	11	02/12/01	\$600,000.00	\$600,000.00	100.00%
		2892	1183 25th St , San Diego CA, 92154	Completed	11/16/04	312	11	11/15/01	\$1,041,000.00	\$1,041,000.00	100.00%
		2979	4010 Park Haven Ct , San Diego CA, 92113	Completed	09/09/03	40	11	12/19/01	\$950,000.00	\$950,000.00	100.00%
		3112	4742 Solola Ave , San Diego CA, 92113	Completed	03/17/05	11	11	07/11/02	\$950,000.00	\$950,000.00	100.00%
		3598	1851 Titus St , San Diego CA, 92110	Completed	03/15/05	11	11	10/29/03	\$532,881.00	\$532,881.00	100.00%
		3608	5207 52nd Pl , San Diego CA, 92105	Completed	11/10/05	75	15	11/19/03	\$1,500,000.00	\$1,500,000.00	100.00%
		4052	5802 University Ave , San Diego CA, 92115	Completed	03/20/08	44	44	12/22/04	\$4,990,000.00	\$4,990,000.00	100.00%
		4155	4316 Delta St , San Diego CA, 92113	Canceled	11/14/05	0	0	06/24/05	\$0.00	\$0.00	0.00%
		4156	4316 51st St , San Diego CA, 92115	Completed	02/12/08	105	42	06/24/05	\$6,050,000.00	\$6,050,000.00	100.00%
		4456	4242 51st St , San Diego CA, 92115	Completed	11/08/07	10	10	05/01/06	\$1,300,000.00	\$1,300,000.00	100.00%
		4463	4760 35th St , San Diego CA, 92116	Completed	02/16/07	3	3	04/28/06	\$403,000.00	\$403,000.00	100.00%
		4702	3606 Del Sol Blvd , San Diego CA, 92154	Completed	03/27/08	11	11	09/25/06	\$2,050,000.00	\$2,050,000.00	100.00%
		4793	3822 Alabama St , San Diego CA, 92104	Completed	09/30/09	67	28	04/23/07	\$3,700,000.00	\$3,700,000.00	100.00%
		4997	3604 Beyer Blvd , San Ysidro CA, 92173	Completed	03/07/11	398	54	09/13/07	\$8,990,000.00	\$8,990,000.00	100.00%
		5011	5288 El Cajon Blvd , San Diego CA, 92115	Completed	04/30/09	20	8	11/29/07	\$950,000.00	\$950,000.00	100.00%
		5077	4637 34th St , San Diego CA, 92116	Completed	04/19/12	34	26	06/18/08	\$4,050,397.08	\$4,050,397.08	100.00%
		5549	740 S 36th St , San Diego CA, 92113	Completed	03/14/11	76	27	04/28/09	\$3,499,000.00	\$3,499,000.00	100.00%
		5563	2621 University Ave , San Diego CA, 92104	Completed	05/24/11	18	11	06/24/09	\$1,400,000.00	\$1,400,000.00	100.00%
		5676	4140 Bonillo Dr , San Diego CA, 92115	Completed	03/02/11	94	11	11/04/09	\$2,000,000.00	\$2,000,000.00	100.00%
		5885	4105 Georgia St , San Diego CA, 92103	Completed	01/20/11	31	7	05/13/10	\$1,457,478.00	\$1,457,478.00	100.00%
		6109	3845 Winona Ave , San Diego CA, 92105	Completed	03/17/99	5	5	07/21/97	\$136,315.00	\$136,315.00	100.00%
		6237	1250 6th Ave , San Diego CA, 92101	Open	09/20/12	0	0	12/20/11	\$1,889,634.00	\$736,541.96	38.98%



U.S. Department of Housing and Urban Development
 Office of Community Planning and Development
 Integrated Disbursement and Information System
 Status of HOME Activities - Entitlement
 SAN DIEGO, CA

DATE: 09-21-12
 TIME: 11:24
 PAGE: 76

IDIS - PR22

Tenure Type	Activity Type	IDIS Activity	Activity Address	Activity Status	Status Date	Total Home Units	Initial Funding Date	Committed Amount	Drawn Amount	PCT
Rental	ACQUISITION AND NEW CONSTRUCTION	36	4720 Logan Ave , San Diego CA, 92113	Completed	03/24/98	54	11	08/24/93 \$1,400,000.00	\$1,400,000.00	100.00%
		505	10210 San Diego Mission Rd , San Diego CA, 92108	Completed	06/27/96	77	11	07/07/94 \$1,150,000.00	\$1,150,000.00	100.00%
		3055	2065 Avenida Del Mexico , San Diego CA, 92154	Completed	10/31/03	42	11	02/19/02 \$1,453,000.00	\$1,453,000.00	100.00%
		3332	3900 BLOCK OF 39TH AND 40TH STREETS BETWEEN , SAN DIEGO CA, 92105	Completed	01/10/05	120	11	02/13/03 \$147,100.00	\$147,100.00	100.00%
		3333	3900 BLOCK OF 39TH AND 40TH STREETS BETWEEN , SAN DIEGO CA, 92105	Completed	01/10/05	120	11	02/13/03 \$852,900.00	\$852,900.00	100.00%
		3676	30TH AND EL CAJON BLVD , SAN DIEGO CA, 92104	Completed	11/08/07	11	11	05/13/04 \$1,300,000.00	\$1,300,000.00	100.00%
		3694	2000 BLOCK OF CORONADO AVENUE , SAN DIEGO CA, 92154	Completed	06/23/06	14	14	06/29/04 \$2,410,000.00	\$2,410,000.00	100.00%
		4033	5252 El Cajon Blvd , San Diego CA, 92115	Completed	03/23/07	15	15	11/04/04 \$1,875,000.00	\$1,875,000.00	100.00%
		4766	3693 Florida St , San Diego CA, 92104	Completed	05/11/10	71	22	02/09/07 \$4,500,000.00	\$4,500,000.00	100.00%
		4989	4141 Pacific Hwy , San Diego CA, 92110	Open	08/31/12	0	0	07/24/07 \$5,481,376.00	\$5,168,741.64	94.30%



U.S. Department of Housing and Urban Development
 Office of Community Planning and Development
 Integrated Disbursement and Information System
 Status of HOME Activities - Entitlement
 SAN DIEGO, CA

DATE: 09-21-12
 TIME: 11:24
 PAGE: 77

IDIS - PR22

Tenure Type	Activity Type	IDIS Activity	Activity Address	Activity Status	Status Date	Total Home Units	Initial Funding Date	Committed Amount	Drawn Amount	PCT
Tenant-Based Rental Assistance (TBRA)	TENANT-BASED RENTAL ASSISTANCE	12	, ,	Completed	07/06/93	0	07/06/93	\$6,552.00	\$6,552.00	100.00%
		13	, ,	Completed	07/06/93	0	07/06/93	\$2,995.20	\$2,995.20	100.00%
		14	, ,	Completed	07/06/93	0	07/06/93	\$5,508.00	\$5,508.00	100.00%
		15	, ,	Completed	07/06/93	0	07/06/93	\$10,310.00	\$10,310.00	100.00%
		25	, ,	Completed	08/09/93	0	08/09/93	\$49,029.00	\$49,029.00	100.00%
		65	, ,	Completed	09/21/93	0	09/21/93	\$17,912.00	\$17,912.00	100.00%
		66	, ,	Completed	09/20/93	0	09/20/93	\$113,531.00	\$113,531.00	100.00%
		69	, ,	Completed	10/13/93	0	10/13/93	\$9,461.00	\$9,461.00	100.00%
		70	, ,	Completed	10/13/93	0	10/13/93	\$98,016.00	\$98,016.00	100.00%
		97	, ,	Completed	11/16/93	0	11/16/93	\$43,216.00	\$43,216.00	100.00%
		98	, ,	Completed	11/16/93	0	11/16/93	\$70,138.00	\$70,138.00	100.00%
		108	, ,	Completed	12/27/93	0	12/27/93	\$24,797.16	\$24,797.16	100.00%
		109	, ,	Completed	12/27/93	0	12/27/93	\$44,096.00	\$44,096.00	100.00%
		110	, ,	Completed	12/27/93	0	12/27/93	\$62,952.00	\$62,952.00	100.00%
		111	, ,	Completed	12/27/93	0	12/27/93	\$13,005.30	\$13,005.30	100.00%
		112	, ,	Completed	12/27/93	0	12/27/93	\$11,367.34	\$11,367.34	100.00%
		115	, ,	Completed	01/26/94	0	01/26/94	\$33,288.00	\$33,288.00	100.00%
		116	, ,	Completed	01/26/94	0	01/26/94	\$43,656.00	\$43,656.00	100.00%
		117	, ,	Completed	01/26/94	0	01/26/94	\$45,325.76	\$45,325.76	100.00%
		121	, ,	Completed	02/17/94	0	02/17/94	\$16,584.00	\$16,584.00	100.00%
		122	, ,	Completed	02/17/94	0	02/17/94	\$17,328.00	\$17,328.00	100.00%
		131	, ,	Completed	03/31/94	0	03/31/94	\$56,380.10	\$56,380.10	100.00%
		132	, ,	Completed	03/31/94	0	03/31/94	\$58,756.53	\$58,756.53	100.00%
		133	, ,	Completed	03/31/94	0	03/31/94	\$12,061.43	\$12,061.43	100.00%
		137	, ,	Completed	06/10/94	0	06/10/94	\$4,945.50	\$4,945.50	100.00%
		138	, ,	Completed	05/25/94	0	05/25/94	\$15,865.77	\$15,865.77	100.00%
		139	, ,	Completed	05/25/94	0	05/25/94	\$20,737.17	\$20,737.17	100.00%
		140	, ,	Completed	05/25/94	0	05/25/94	\$7,341.60	\$7,341.60	100.00%
		141	, ,	Completed	05/25/94	0	05/25/94	\$20,813.93	\$20,813.93	100.00%
		142	, ,	Completed	05/25/94	0	05/25/94	\$11,412.40	\$11,412.40	100.00%
		149	, ,	Completed	07/01/03	0	08/19/94	\$37,513.00	\$37,513.00	100.00%
		182	, ,	Completed	10/25/94	0	10/25/94	\$5,117.50	\$5,117.50	100.00%
		183	, ,	Completed	10/25/94	0	10/25/94	\$5,743.13	\$5,743.13	100.00%
		184	, ,	Completed	07/01/03	0	10/25/94	\$63,432.00	\$63,432.00	100.00%
		185	, ,	Completed	07/01/03	0	03/09/95	\$18,348.00	\$18,348.00	100.00%
		186	, ,	Completed	03/09/95	0	03/09/95	\$4,081.93	\$4,081.93	100.00%
		187	, ,	Completed	07/01/03	0	03/09/95	\$7,200.00	\$7,200.00	100.00%
		188	, ,	Completed	07/01/03	0	03/09/95	\$100,092.00	\$100,092.00	100.00%
		189	, ,	Completed	07/01/03	0	04/19/95	\$34,800.00	\$34,800.00	100.00%



U.S. Department of Housing and Urban Development
 Office of Community Planning and Development
 Integrated Disbursement and Information System
 Status of HOME Activities - Entitlement
 SAN DIEGO, CA

DATE: 09-21-12
 TIME: 11:24
 PAGE: 78

IDIS - PR22

Tenure Type	Activity Type	IDIS Activity	Activity Address	Activity Status	Status Date	Total Home Units	Initial Funding Date	Committed Amount	Drawn Amount	PCT
Tenant-Based Rental Assistance (TBRA)	TENANT-BASED RENTAL ASSISTANCE	190	, ,	Completed	07/01/03	0 11	04/19/95	\$108,944.00	\$108,944.00	100.00%
		191	, ,	Completed	07/01/03	0 4	04/28/95	\$68,748.00	\$68,748.00	100.00%
		194	, ,	Completed	07/01/03	0 2	06/15/95	\$18,806.00	\$18,806.00	100.00%
		195	, ,	Completed	07/01/03	0 7	06/15/95	\$56,097.00	\$56,097.00	100.00%
		196	, ,	Completed	07/01/03	0 9	10/03/95	\$69,814.00	\$69,814.00	100.00%
		197	, ,	Completed	07/01/03	0 8	10/03/95	\$34,438.00	\$34,438.00	100.00%
		198	, ,	Completed	07/01/03	0 5	10/03/95	\$77,252.00	\$77,252.00	100.00%
		220	, ,	Completed	07/01/03	0 7	02/29/96	\$59,924.00	\$59,924.00	100.00%
		221	, ,	Completed	07/01/03	0 9	02/29/96	\$76,643.00	\$76,643.00	100.00%
		222	, ,	Completed	07/07/03	0 7	02/29/96	\$36,402.70	\$36,402.70	100.00%
		229	, ,	Completed	07/01/03	0 1	05/29/96	\$7,860.00	\$7,860.00	100.00%
		230	, ,	Completed	07/01/03	0 1	05/29/96	\$6,516.00	\$6,516.00	100.00%
		231	, ,	Completed	07/01/03	0 1	05/29/96	\$8,016.00	\$8,016.00	100.00%
		232	, ,	Completed	07/08/03	0 1	05/29/96	\$6,096.00	\$6,096.00	100.00%
		233	, ,	Completed	07/08/03	0 1	05/29/96	\$5,220.00	\$5,220.00	100.00%
		234	, ,	Completed	07/08/03	0 1	05/29/96	\$4,020.00	\$4,020.00	100.00%
		235	, ,	Completed	07/08/03	0 1	05/29/96	\$7,800.00	\$7,800.00	100.00%
		236	, ,	Completed	07/08/03	0 1	05/29/96	\$8,798.00	\$8,798.00	100.00%
		237	, ,	Completed	07/01/03	0 1	05/29/96	\$5,316.00	\$5,316.00	100.00%
		238	, ,	Completed	07/01/03	0 1	05/29/96	\$11,921.00	\$11,921.00	100.00%
		239	, ,	Completed	07/01/03	0 1	05/29/96	\$3,396.00	\$3,396.00	100.00%
		240	, ,	Completed	07/03/03	0 1	05/29/96	\$5,999.00	\$5,999.00	100.00%
		241	, ,	Completed	07/03/03	0 1	05/29/96	\$5,762.00	\$5,762.00	100.00%
		242	, ,	Completed	07/03/03	0 1	05/29/96	\$4,606.00	\$4,606.00	100.00%
		243	, ,	Completed	07/03/03	0 1	05/28/96	\$3,468.00	\$3,468.00	100.00%
		244	, ,	Completed	07/03/03	0 1	05/28/96	\$7,836.48	\$7,836.48	100.00%
		245	, ,	Completed	07/03/03	0 1	05/28/96	\$1,054.00	\$1,054.00	100.00%
		246	, ,	Completed	07/03/03	0 1	05/28/96	\$6,553.00	\$6,553.00	100.00%
		249	, ,	Completed	07/03/03	0 1	07/08/96	\$6,244.33	\$6,244.33	100.00%
		250	, ,	Completed	07/03/03	0 1	07/08/96	\$10,187.00	\$10,187.00	100.00%
		251	, ,	Completed	07/03/03	0 1	07/08/96	\$2,439.50	\$2,439.50	100.00%
		252	, ,	Completed	07/03/03	0 1	07/08/96	\$6,864.00	\$6,864.00	100.00%
		253	, ,	Completed	07/03/03	0 1	07/08/96	\$7,213.93	\$7,213.93	100.00%
		254	, ,	Completed	07/03/03	0 1	07/08/96	\$12,837.00	\$12,837.00	100.00%
		255	, ,	Completed	07/03/03	0 1	07/08/96	\$7,808.40	\$7,808.40	100.00%
		256	, ,	Completed	07/07/03	0 1	07/08/96	\$5,103.17	\$5,103.17	100.00%
		257	, ,	Completed	07/07/03	0 1	07/08/96	\$6,689.00	\$6,689.00	100.00%
		258	, ,	Completed	07/07/03	0 1	07/08/96	\$3,673.80	\$3,673.80	100.00%
		259	, ,	Completed	07/07/03	0 1	07/08/96	\$4,602.00	\$4,602.00	100.00%



U.S. Department of Housing and Urban Development
 Office of Community Planning and Development
 Integrated Disbursement and Information System
 Status of HOME Activities - Entitlement
 SAN DIEGO, CA

DATE: 09-21-12
 TIME: 11:24
 PAGE: 79

IDIS - PR22

Tenure Type	Activity Type	IDIS Activity	Activity Address	Activity Status	Status Date	Total Home Units	Initial Funding Date	Committed Amount	Drawn Amount	PCT
Tenant-Based Rental Assistance (TBRA)	TENANT-BASED RENTAL ASSISTANCE	260	, ,	Completed	07/07/03	0 1	07/08/96	\$4,329.00	\$4,329.00	100.00%
		261	, ,	Completed	07/07/03	0 1	07/08/96	\$5,901.00	\$5,901.00	100.00%
		262	, ,	Completed	07/07/03	0 1	07/08/96	\$7,579.00	\$7,579.00	100.00%
		263	, ,	Completed	07/07/03	0 1	07/08/96	\$7,008.13	\$7,008.13	100.00%
		264	, ,	Completed	07/07/03	0 1	07/08/96	\$3,984.00	\$3,984.00	100.00%
		265	, ,	Completed	07/07/03	0 1	07/08/96	\$2,929.00	\$2,929.00	100.00%
		266	, ,	Completed	07/07/03	0 1	07/08/96	\$6,158.30	\$6,158.30	100.00%
		267	, ,	Completed	07/01/03	0 1	07/08/96	\$1,716.80	\$1,716.80	100.00%
		281	, ,	Completed	07/07/03	0 1	12/16/96	\$6,347.40	\$6,347.40	100.00%
		282	, ,	Completed	07/07/03	0 1	12/16/96	\$535.30	\$535.30	100.00%
		283	, ,	Completed	07/07/03	0 1	12/16/96	\$7,593.60	\$7,593.60	100.00%
		284	, ,	Completed	07/07/03	0 1	12/16/96	\$7,066.40	\$7,066.40	100.00%
		285	, ,	Completed	07/07/03	0 1	12/16/96	\$3,530.46	\$3,530.46	100.00%
		286	, ,	Completed	07/07/03	0 1	12/16/96	\$7,537.67	\$7,537.67	100.00%
		287	, ,	Completed	07/07/03	0 1	12/16/96	\$7,455.93	\$7,455.93	100.00%
		288	, ,	Completed	07/07/03	0 1	12/16/96	\$4,412.00	\$4,412.00	100.00%
		289	, ,	Completed	07/07/03	0 1	12/16/96	\$7,134.40	\$7,134.40	100.00%
		290	, ,	Completed	07/01/03	0 1	12/16/96	\$2,802.80	\$2,802.80	100.00%
		291	, ,	Completed	07/07/03	0 1	12/16/96	\$8,677.53	\$8,677.53	100.00%
		292	, ,	Completed	07/07/03	0 1	12/16/96	\$6,585.60	\$6,585.60	100.00%
		293	, ,	Completed	07/01/03	0 1	12/16/96	\$5,477.60	\$5,477.60	100.00%
		294	, ,	Completed	07/07/03	0 1	12/16/96	\$1,705.07	\$1,705.07	100.00%
		295	, ,	Completed	07/08/03	0 1	12/16/96	\$5,525.33	\$5,525.33	100.00%
		296	, ,	Completed	07/08/03	0 1	12/16/96	\$4,386.60	\$4,386.60	100.00%
		297	, ,	Completed	07/08/03	0 1	12/16/96	\$2,401.00	\$2,401.00	100.00%
		298	, ,	Completed	07/08/03	0 1	12/16/96	\$5,180.00	\$5,180.00	100.00%
		299	, ,	Completed	07/08/03	0 1	12/16/96	\$5,586.50	\$5,586.50	100.00%
		307	, ,	Completed	07/08/03	0 1	01/13/97	\$2,688.00	\$2,688.00	100.00%
		308	, ,	Completed	07/08/03	0 1	01/13/97	\$5,066.67	\$5,066.67	100.00%
		389	, ,	Completed	07/08/03	0 5	06/04/97	\$3,300.00	\$3,300.00	100.00%
		399	, ,	Canceled	07/11/97	0 1	07/11/97	\$0.00	\$0.00	0.00%
		1000	, ,	Completed	03/08/99	0 37	02/23/98	\$65,290.22	\$65,290.22	100.00%
		1401	, ,	Completed	07/08/03	0 5	07/30/98	\$42,639.40	\$42,639.40	100.00%
		1402	, ,	Completed	07/15/03	0 5	07/29/98	\$36,837.30	\$36,837.30	100.00%
		1403	, ,	Completed	07/15/03	0 11	07/30/98	\$71,740.33	\$71,740.33	100.00%
		1404	, ,	Completed	10/20/04	0 11	07/30/98	\$58,609.87	\$58,609.87	100.00%
		1405	, ,	Completed	09/16/04	0 14	07/30/98	\$91,194.50	\$91,194.50	100.00%
		1406	, ,	Completed	09/16/04	0 10	07/30/98	\$47,257.87	\$47,257.87	100.00%
		1407	, ,	Completed	09/16/04	0 3	07/30/98	\$19,240.63	\$19,240.63	100.00%



U.S. Department of Housing and Urban Development
 Office of Community Planning and Development
 Integrated Disbursement and Information System
 Status of HOME Activities - Entitlement
 SAN DIEGO, CA

DATE: 09-21-12
 TIME: 11:24
 PAGE: 80

IDIS - PR22

Tenure Type	Activity Type	IDIS Activity	Activity Address	Activity Status	Status Date	Total Units	Home Units	Initial Funding Date	Committed Amount	Drawn Amount	PCT
Tenant-Based Rental Assistance (TBRA)	TENANT-BASED RENTAL ASSISTANCE	1408	, ,	Completed	09/16/04	0	7	07/30/98	\$39,741.40	\$39,741.40	100.00%
		1409	, ,	Completed	09/16/04	0	6	07/30/98	\$32,907.30	\$32,907.30	100.00%
		1410	, ,	Completed	09/16/04	0	11	07/30/98	\$53,858.00	\$53,858.00	100.00%
		1411	, ,	Completed	09/16/04	0	14	07/30/98	\$69,067.20	\$69,067.20	100.00%
		1412	, ,	Completed	09/16/04	0	6	07/30/98	\$66,898.03	\$66,898.03	100.00%
		5378	, ,	Completed	06/22/11	0	18	04/16/09	\$400,000.00	\$400,000.00	100.00%
		6213	, ,	Completed	07/05/12	0	72	10/10/11	\$231,488.00	\$231,488.00	100.00%
		6356	, ,	Final Draw	08/31/12	0	46	08/20/12	\$143,234.00	\$143,234.00	100.00%



U.S. Department of Housing and Urban Development
 Office of Community Planning and Development
 Integrated Disbursement and Information System
 CDBG Summary of Accomplishments
 Program Year: 2011

DATE: 09-21-12
 TIME: 11:28
 PAGE: 1

SAN DIEGO

Count of CDBG Activities with Disbursements by Activity Group & Matrix Code

Activity Group	Activity Category	Underway Count	Underway Activities Disbursed	Completed Count	Completed Activities Disbursed	Program Year Count	Total Activities Disbursed
Acquisition	Acquisition of Real Property (01)	1	\$200,000.00	4	\$155,000.00	5	\$355,000.00
	Total Acquisition	1	\$200,000.00	4	\$155,000.00	5	\$355,000.00
Economic Development	Micro-Enterprise Assistance (18C)	2	\$21,359.01	8	\$658,514.68	10	\$679,873.69
	Total Economic Development	2	\$21,359.01	8	\$658,514.68	10	\$679,873.69
Housing	Direct Homeownership Assistance (13)	0	\$0.00	2	\$378,606.40	2	\$378,606.40
	Rehab; Single-Unit Residential (14A)	6	\$553,709.01	6	\$363,428.54	12	\$917,137.55
	Rehab; Multi-Unit Residential (14B)	4	\$947,150.19	5	\$756,392.85	9	\$1,703,543.04
	Lead-Based/Lead Hazard Test/Abate (14I)	0	\$0.00	1	\$23,301.64	1	\$23,301.64
	Code Enforcement (15)	0	\$0.00	3	\$158,616.30	3	\$158,616.30
	Total Housing	10	\$1,500,859.20	17	\$1,680,345.73	27	\$3,181,204.93
Public Facilities and Improvements	Public Facilities and Improvement (General) (03)	4	\$136,834.15	13	\$29,089.49	17	\$165,923.64
	Senior Centers (03A)	3	\$185,003.99	3	\$51,674.98	6	\$236,678.97
	Handicapped Centers (03B)	0	\$0.00	2	\$26,059.15	2	\$26,059.15
	Homeless Facilities (not operating costs) (03C)	2	\$51,179.00	9	\$819,036.86	11	\$870,215.86
	Youth Centers (03D)	2	\$58,493.04	5	\$461,478.84	7	\$519,971.88
	Neighborhood Facilities (03E)	4	\$0.00	19	\$676,453.92	23	\$676,453.92
	Parks, Recreational Facilities (03F)	2	\$60,484.22	9	\$1,000,605.35	11	\$1,061,089.57
	Street Improvements (03K)	1	\$0.00	2	\$0.00	3	\$0.00
	Sidewalks (03L)	0	\$0.00	1	\$0.00	1	\$0.00
	Child Care Centers (03M)	0	\$0.00	1	\$0.00	1	\$0.00
	Tree Planting (03N)	0	\$0.00	2	\$35,194.45	2	\$35,194.45
	Health Facilities (03P)	2	\$108,976.70	9	\$1,014,782.30	11	\$1,123,759.00
	Abused and Neglected Children Facilities (03Q)	1	\$193,443.07	0	\$0.00	1	\$193,443.07
	Facilities for AIDS Patients (not operating costs) (03S)	0	\$0.00	2	\$3,785.62	2	\$3,785.62
	Total Public Facilities and Improvements	21	\$794,414.17	77	\$4,118,160.96	98	\$4,912,575.13
	Public Services	Operating Costs of Homeless/AIDS Patients Programs (03T)	0	\$0.00	8	\$1,110,679.61	8



U.S. Department of Housing and Urban Development
 Office of Community Planning and Development
 Integrated Disbursement and Information System
 CDBG Summary of Accomplishments
 Program Year: 2011

DATE: 09-21-12
 TIME: 11:28
 PAGE: 2

SAN DIEGO

Activity Group	Activity Category	Underway Count	Underway Activities Disbursed	Completed Count	Completed Activities Disbursed	Program Year Count	Total Activities Disbursed
Public Services	Public Services (General) (05)	0	\$0.00	1	\$48,784.65	1	\$48,784.65
	Senior Services (05A)	0	\$0.00	2	\$88,249.25	2	\$88,249.25
	Handicapped Services (05B)	0	\$0.00	3	\$239,493.47	3	\$239,493.47
	Youth Services (05D)	0	\$0.00	4	\$660,399.54	4	\$660,399.54
	Battered and Abused Spouses (05G)	0	\$0.00	1	\$258,463.61	1	\$258,463.61
	Mental Health Services (05O)	0	\$0.00	1	\$100,000.00	1	\$100,000.00
	Total Public Services		0	\$0.00	20	\$2,506,070.13	20
General Administration and Planning	General Program Administration (21A)	2	\$2,081,941.32	4	\$725,008.82	6	\$2,806,950.14
	Fair Housing Activities (subject to 20% Admin Cap) (21D)	1	\$0.00	4	\$2,191.86	5	\$2,191.86
	Total General Administration and Planning	3	\$2,081,941.32	8	\$727,200.68	11	\$2,809,142.00
Other	CDBG Non-profit Organization Capacity Building (19C)	2	\$32,312.29	0	\$0.00	2	\$32,312.29
	Total Other	2	\$32,312.29	0	\$0.00	2	\$32,312.29
Repayment of Section 108 Loans	Planned Repayment of Section 108 Loan Principal (19F)	1	\$7,109,043.83	8	\$1,169,090.30	9	\$8,278,134.13
	Unplanned Repayment of Section 108 Loan Principal (19G)	1	\$0.00	0	\$0.00	1	\$0.00
	Total Repayment of Section 108 Loans	2	\$7,109,043.83	8	\$1,169,090.30	10	\$8,278,134.13
Grand Total		41	\$11,739,929.82	142	\$11,014,382.48	183	\$22,754,312.30



U.S. Department of Housing and Urban Development
 Office of Community Planning and Development
 Integrated Disbursement and Information System
 CDBG Summary of Accomplishments
 Program Year: 2011

DATE: 09-21-12
 TIME: 11:28
 PAGE: 3

SAN DIEGO

CDBG Sum of Actual Accomplishments by Activity Group and Accomplishment Type

Activity Group	Matrix Code	Accomplishment Type	Open Count	Completed Count	Program Year Totals
Acquisition	Acquisition of Real Property (01)	Public Facilities	6,088	0	6,088
	Total Acquisition		6,088	0	6,088
Economic Development	Micro-Enterprise Assistance (18C)	Persons	0	113	113
		Business	10	343	353
		Jobs	0	0	0
	Total Economic Development		10	456	466
Housing	Direct Homeownership Assistance (13)	Households	0	116	116
	Rehab; Single-Unit Residential (14A)	Housing Units	680	804	1,484
	Rehab; Multi-Unit Residential (14B)	Housing Units	29	14	43
	Lead-Based/Lead Hazard Test/Abate (14I)	Housing Units	0	32	32
	Code Enforcement (15)	Housing Units	0	46,819	46,819
		Organizations	0	208,016	208,016
	Total Housing		709	255,801	256,510
Public Facilities and Improvements	Public Facilities and Improvement (General) (03)	Public Facilities	6,245	17,614	23,859
	Senior Centers (03A)	Public Facilities	450	930	1,380
	Handicapped Centers (03B)	Public Facilities	0	382	382
	Homeless Facilities (not operating costs) (03C)	Public Facilities	551	1,693	2,244
	Youth Centers (03D)	Public Facilities	0	2,760	2,760
	Neighborhood Facilities (03E)	Public Facilities	63,095	78,028	141,123
	Parks, Recreational Facilities (03F)	Public Facilities	3,724	31,518	35,242
	Street Improvements (03K)	Persons	8,292	10,444	18,736
	Sidewalks (03L)	Public Facilities	0	3,550	3,550
	Child Care Centers (03M)	Public Facilities	0	279	279
	Tree Planting (03N)	Public Facilities	0	72,546	72,546
	Health Facilities (03P)	Public Facilities	0	37,564	37,564
	Abused and Neglected Children Facilities (03Q)	Public Facilities	0	0	0
	Facilities for AIDS Patients (not operating costs) (03S)	Public Facilities	0	19	19
	Total Public Facilities and Improvements		82,357	257,327	339,684
Public Services	Operating Costs of Homeless/AIDS Patients Programs (03T)	Persons	0	8,274	8,274
	Public Services (General) (05)	Persons	0	1,652	1,652
	Senior Services (05A)	Persons	0	952	952



U.S. Department of Housing and Urban Development
 Office of Community Planning and Development
 Integrated Disbursement and Information System
 CDBG Summary of Accomplishments
 Program Year: 2011

DATE: 09-21-12
 TIME: 11:28
 PAGE: 4

SAN DIEGO

Activity Group	Matrix Code	Accomplishment Type	Open Count	Completed Count	Program Year Totals
Public Services	Handicapped Services (05B)	Persons	0	1,718	1,718
	Youth Services (05D)	Persons	0	1,289	1,289
	Battered and Abused Spouses (05G)	Persons	0	335	335
	Mental Health Services (05O)	Persons	0	113	113
	Total Public Services		0	14,333	14,333
Other	CDBG Non-profit Organization Capacity Building (19C)	Organizations	1,260	0	1,260
	Total Other		1,260	0	1,260
Grand Total			90,424	527,917	618,341



U.S. Department of Housing and Urban Development
 Office of Community Planning and Development
 Integrated Disbursement and Information System
 CDBG Summary of Accomplishments
 Program Year: 2011

DATE: 09-21-12
 TIME: 11:28
 PAGE: 5

SAN DIEGO

CDBG Beneficiaries by Racial / Ethnic Category

Housing-Non Housing	Race	Total Persons	Total Hispanic		
			Persons	Total Households	
				Total Hispanic Households	
Housing	White	0	0	1,055	232
	Black/African American	0	0	253	2
	Asian	0	0	90	1
	American Indian/Alaskan Native	0	0	4	0
	Native Hawaiian/Other Pacific Islander	0	0	10	0
	American Indian/Alaskan Native & White	0	0	1	0
	Asian & White	0	0	5	2
	Black/African American & White	0	0	2	0
	Amer. Indian/Alaskan Native & Black/African Amer.	0	0	2	0
	Other multi-racial	0	0	253	120
	Total Housing		0	0	1,675
Non Housing	White	56,393	25,144	0	0
	Black/African American	9,804	254	0	0
	Asian	5,460	23	0	0
	American Indian/Alaskan Native	499	34	0	0
	Native Hawaiian/Other Pacific Islander	1,694	21	0	0
	American Indian/Alaskan Native & White	70	24	0	0
	Asian & White	95	3	0	0
	Black/African American & White	130	19	0	0
	Amer. Indian/Alaskan Native & Black/African Amer.	22	1	0	0
	Other multi-racial	9,915	4,885	0	0
	Total Non Housing	84,082	30,408	0	0
Grand Total	White	56,393	25,144	1,055	232
	Black/African American	9,804	254	253	2
	Asian	5,460	23	90	1
	American Indian/Alaskan Native	499	34	4	0
	Native Hawaiian/Other Pacific Islander	1,694	21	10	0
	American Indian/Alaskan Native & White	70	24	1	0
	Asian & White	95	3	5	2
Black/African American & White	130	19	2	0	



U.S. Department of Housing and Urban Development
 Office of Community Planning and Development
 Integrated Disbursement and Information System
 CDBG Summary of Accomplishments
 Program Year: 2011

DATE: 09-21-12
 TIME: 11:28
 PAGE: 6

SAN DIEGO

Housing-Non Housing	Race	Total Hispanic	
		Total Persons	Total Households
Grand Total	Amer. Indian/Alaskan Native & Black/African Amer.	22	1
	Other multi-racial	9,915	4,885
	Total Grand Total	84,082	30,408
			1,675
			357



SAN DIEGO

CDBG Beneficiaries by Income Category

	Income Levels	Owner Occupied	Renter Occupied	Persons
Housing	Extremely Low (<=30%)	312	57	0
	Low (>30% and <=50%)	491	11	0
	Mod (>50% and <=80%)	196	2	0
	Total Low-Mod	999	70	0
	Non Low-Mod (>80%)	51	0	0
	Total Beneficiaries		1,050	70
Non Housing	Extremely Low (<=30%)	0	0	13,065
	Low (>30% and <=50%)	0	0	10,499
	Mod (>50% and <=80%)	0	0	1,764
	Total Low-Mod	0	0	25,328
	Non Low-Mod (>80%)	0	0	977
	Total Beneficiaries		0	0

[This page is intentionally left blank.]



SAN DIEGO
 Home Disbursements and Unit Completions

Activity Type	Disbursed Amount	Units Completed	Units Occupied
Rentals	\$95,078.24	26	26
First Time Homebuyers	\$1,004,717.00	66	66
Existing Homeowners	\$366,589.50	24	24
Total, Rentals and TBRA	\$95,078.24	26	26
Total, Homebuyers and Homeowners	\$1,371,306.50	90	90
Grand Total	\$1,466,384.74	116	116

Home Unit Completions by Percent of Area Median Income

Activity Type						Units Completed	
	0% - 30%	31% - 50%	51% - 60%	61% - 80%	Total 0% - 60%	Total 0% - 80%	
Rentals	0	6	20	0	26	26	
First Time Homebuyers	0	12	17	37	29	66	
Existing Homeowners	5	9	8	2	22	24	
Total, Rentals and TBRA	0	6	20	0	26	26	
Total, Homebuyers and Homeowners	5	21	25	39	51	90	
Grand Total	5	27	45	39	77	116	

Home Unit Reported As Vacant

Activity Type	Reported as Vacant
Rentals	0
First Time Homebuyers	0
Existing Homeowners	0
Total, Rentals and TBRA	0
Total, Homebuyers and Homeowners	0
Grand Total	0



SAN DIEGO

Home Unit Completions by Racial / Ethnic Category

	Rentals		First Time Homebuyers		Existing Homeowners	
	Units		Units		Units	
	Units Completed	Completed - Hispanics	Units Completed	Completed - Hispanics	Units Completed	Completed - Hispanics
White	20	14	59	50	17	7
Black/African American	6	0	1	0	6	0
Asian	0	0	4	0	1	0
Native Hawaiian/Other Pacific Islander	0	0	1	0	0	0
Other multi-racial	0	0	1	1	0	0
Total	26	14	66	51	24	7

	Total, Rentals and TBRA		Total, Homebuyers and Homeowners		Grand Total	
	Units		Units		Units	
	Units Completed	Completed - Hispanics	Units Completed	Completed - Hispanics	Units Completed	Completed - Hispanics
White	20	14	76	57	96	71
Black/African American	6	0	7	0	13	0
Asian	0	0	5	0	5	0
Native Hawaiian/Other Pacific Islander	0	0	1	0	1	0
Other multi-racial	0	0	1	1	1	1
Total	26	14	90	58	116	72



Office of Community Planning and Development
 U.S. Department of Housing and Urban Development
 Integrated Disbursement and Information System
 PR26 - CDBG Financial Summary Report
 Program Year 2011
 SAN DIEGO , CA

DATE: 09-21-12
 TIME: 13:04
 PAGE: 1

PART I: SUMMARY OF CDBG RESOURCES

01 UNEXPENDED CDBG FUNDS AT END OF PREVIOUS PROGRAM YEAR	5,375,853.52
02 ENTITLEMENT GRANT	13,602,765.00
03 SURPLUS URBAN RENEWAL	0.00
04 SECTION 108 GUARANTEED LOAN FUNDS	0.00
05 CURRENT YEAR PROGRAM INCOME	2,068,960.75
06 RETURNS	3,294,500.00
07 ADJUSTMENT TO COMPUTE TOTAL AVAILABLE	1,367,016.00
08 TOTAL AVAILABLE (SUM, LINES 01-07)	25,709,095.27

PART II: SUMMARY OF CDBG EXPENDITURES

09 DISBURSEMENTS OTHER THAN SECTION 108 REPAYMENTS AND PLANNING/ADMINISTRATION	11,667,036.17
10 ADJUSTMENT TO COMPUTE TOTAL AMOUNT SUBJECT TO LOW/MOD BENEFIT	0.00
11 AMOUNT SUBJECT TO LOW/MOD BENEFIT (LINE 09 + LINE 10)	11,667,036.17
12 DISBURSED IN IDIS FOR PLANNING/ADMINISTRATION	2,809,142.00
13 DISBURSED IN IDIS FOR SECTION 108 REPAYMENTS	8,278,134.13
14 ADJUSTMENT TO COMPUTE TOTAL EXPENDITURES	0.00
15 TOTAL EXPENDITURES (SUM, LINES 11-14)	22,754,312.30
16 UNEXPENDED BALANCE (LINE 08 - LINE 15)	2,954,782.97

PART III: LOWMOD BENEFIT THIS REPORTING PERIOD

17 EXPENDED FOR LOW/MOD HOUSING IN SPECIAL AREAS	0.00
18 EXPENDED FOR LOW/MOD MULTI-UNIT HOUSING	0.00
19 DISBURSED FOR OTHER LOW/MOD ACTIVITIES	9,963,493.13
20 ADJUSTMENT TO COMPUTE TOTAL LOW/MOD CREDIT	0.00
21 TOTAL LOW/MOD CREDIT (SUM, LINES 17-20)	9,963,493.13
22 PERCENT LOW/MOD CREDIT (LINE 21/LINE 11)	85.40%

LOW/MOD BENEFIT FOR MULTI-YEAR CERTIFICATIONS

23 PROGRAM YEARS(PY) COVERED IN CERTIFICATION	PY: PY: PY:
24 CUMULATIVE NET EXPENDITURES SUBJECT TO LOW/MOD BENEFIT CALCULATION	0.00
25 CUMULATIVE EXPENDITURES BENEFITING LOW/MOD PERSONS	0.00
26 PERCENT BENEFIT TO LOW/MOD PERSONS (LINE 25/LINE 24)	0.00%

PART IV: PUBLIC SERVICE (PS) CAP CALCULATIONS

27 DISBURSED IN IDIS FOR PUBLIC SERVICES	2,506,070.13
28 PS UNLIQUIDATED OBLIGATIONS AT END OF CURRENT PROGRAM YEAR	0.00
29 PS UNLIQUIDATED OBLIGATIONS AT END OF PREVIOUS PROGRAM YEAR	135,036.56
30 ADJUSTMENT TO COMPUTE TOTAL PS OBLIGATIONS	0.00
31 TOTAL PS OBLIGATIONS (LINE 27 + LINE 28 - LINE 29 + LINE 30)	2,371,033.57
32 ENTITLEMENT GRANT	13,602,765.00
33 PRIOR YEAR PROGRAM INCOME	0.00
34 ADJUSTMENT TO COMPUTE TOTAL SUBJECT TO PS CAP	4,382,459.41
35 TOTAL SUBJECT TO PS CAP (SUM, LINES 32-34)	17,985,224.41
36 PERCENT FUNDS OBLIGATED FOR PS ACTIVITIES (LINE 31/LINE 35)	13.18%

PART V: PLANNING AND ADMINISTRATION (PA) CAP

37 DISBURSED IN IDIS FOR PLANNING/ADMINISTRATION	2,809,142.00
38 PA UNLIQUIDATED OBLIGATIONS AT END OF CURRENT PROGRAM YEAR	857,645.48
39 PA UNLIQUIDATED OBLIGATIONS AT END OF PREVIOUS PROGRAM YEAR	2,545,973.59
40 ADJUSTMENT TO COMPUTE TOTAL PA OBLIGATIONS	0.00
41 TOTAL PA OBLIGATIONS (LINE 37 + LINE 38 - LINE 39 +LINE 40)	1,120,813.89
42 ENTITLEMENT GRANT	13,602,765.00
43 CURRENT YEAR PROGRAM INCOME	2,068,960.75
44 ADJUSTMENT TO COMPUTE TOTAL SUBJECT TO PA CAP	1,367,016.00
45 TOTAL SUBJECT TO PA CAP (SUM, LINES 42-44)	17,038,741.75
46 PERCENT FUNDS OBLIGATED FOR PA ACTIVITIES (LINE 41/LINE 45)	6.58%



Office of Community Planning and Development
 U.S. Department of Housing and Urban Development
 Integrated Disbursement and Information System
 PR26 - CDBG Financial Summary Report
 Program Year 2011
 SAN DIEGO , CA

DATE: 09-21-12
 TIME: 13:04
 PAGE: 2

LINE 17 DETAIL: ACTIVITIES TO CONSIDER IN DETERMINING THE AMOUNT TO ENTER ON LINE 17

Report returned no data.

LINE 18 DETAIL: ACTIVITIES TO CONSIDER IN DETERMINING THE AMOUNT TO ENTER ON LINE 18

Plan Year	IDIS Project	IDIS Activity	Activity Name	Matrix Code	National Objective	Drawn Amount
2011	4	6136	CITY HTS CDC-VILL VIEW APTS-12	14B	LMH	\$547,004.19
2008	6	5145	Parker-Kier Apartments-2	14B	LMH	\$559,091.00
2008	6	5147	WILSON AVE APTS-ADA IMPROVEMENTS	14B	LMH	\$25,000.00
2008	6	5156	Parker-Kier Apartments-1	14B	LMH	\$138,241.00
2008	6	5158	Parker-Kier Apartments-3	14B	LMH	\$400,146.00
2009	6	5491	AFFORDABLE HOUSING REHAB-WILSON AVE	14B	LMH	\$34,060.85
Total						\$1,703,543.04

LINE 19 DETAIL: ACTIVITIES INCLUDED IN THE COMPUTATION OF LINE 19

Plan Year	IDIS Project	IDIS Activity	Voucher Number	Activity Name	Matrix Code	National Objective	Drawn Amount
2000	1	2798	5355051	OCEAN BEACH CDC	03	LMA	\$20,375.68
2001	2	3040	5360035	OCEAN BEACH MAINSTREET	03	LMA	\$31.53
2002	1	4139	5355051	OCEAN BEACH REVIT & GATEWAY	03	LMA	\$8,573.61
2005	4	4212	5379938	SUNSHINE BERARDINI FIELDS PARK DEVELOPME	03F	LMA	\$794.06
2006	3	4559	5333535	NMA-CHC FACILITY CONSOLIDATION	03P	LMC	\$80,500.00
2006	3	4810	5333535	BUILDING FOUNDATION REPAIR	03E	LMC	\$26,436.00
2006	4	4749	5391158	SOUTH CLAIREMONT RECREATION CENTER	03F	LMA	\$41,000.00
2006	14	4667	5384952	RANCHO PENASQUITOS LIBRARY-ADA	03E	LMC	\$303.25
2007	3	4833	5355051	BIG SISTER LEAGUE HSG PRG RENOVATION	03C	LMC	\$19,000.00
2007	3	4854	5333535	RENOVATIONS OF MEDICAL OFFICES	03P	LMC	\$25,000.00
2007	3	4862	5415175	BROADWAY CENTER REHABILITATION	03A	LMC	\$26,000.00
2007	4	4871	5339170	LANGUAGE ACADEMY JOINT USE FIELD	03F	LMA	\$30,837.55
2007	14	4947	5355051	ADA ELIG PROJECT-MEMORIAL POOL	03F	LMC	\$8,768.54
2007	14	4948	5355051	ADA ELIG PROJECT-SWANSON POOL	03F	LMC	\$7,199.64
2007	14	4951	5355051	ADA PROJECT BACKLOG-CD5-RANCHO BERNARDO	03E	LMC	\$19,229.12
2007	14	4951	5391158	ADA PROJECT BACKLOG-CD5-RANCHO BERNARDO	03E	LMC	\$70.00
2007	14	4957	5406335	CLAIREMONT BRANCH LIBRARY	03E	LMC	\$5,275.15
2007	14	4958	5355051	NORTH CLAIREMONT BRANCH LIBRARY	03E	LMC	\$17,325.26
2007	14	4959	5339170	SKYLINE HILLS BRANCH LIBRARY	03E	LMC	\$8,862.03
2007	14	4960	5339170	UNIVERSITY CITY COMMUNITY BRANCH LIBRARY	03E	LMC	\$1,463.27
2008	3	5097	5406335	COMMUNITY CTR RENOVATIONS & IMPROVEMENTS	03E	LMC	\$25,000.00
2008	3	5097	5431958	COMMUNITY CTR RENOVATIONS & IMPROVEMENTS	03E	LMC	\$25,000.00
2008	3	5097	5443486	COMMUNITY CTR RENOVATIONS & IMPROVEMENTS	03E	LMC	\$25,000.00
2008	3	5107	5339170	LOBBY SOUND PROOFING	03A	LMC	\$5,000.00
2008	3	5107	5360035	LOBBY SOUND PROOFING	03A	LMC	\$5,000.00
2008	3	5107	5373505	LOBBY SOUND PROOFING	03A	LMC	\$5,000.00
2008	3	5107	5391158	LOBBY SOUND PROOFING	03A	LMC	\$5,000.00
2008	3	5107	5443486	LOBBY SOUND PROOFING	03A	LMC	\$5,050.00
2008	3	5113	5333535	GOLF COURSE RENOVATION	03D	LMC	\$12,498.84
2008	3	5113	5379938	GOLF COURSE RENOVATION	03D	LMC	\$26,000.00
2008	3	5122	5333535	VILLAGE REHABILITATION PROJECT	03C	LMC	\$40,851.86
2008	3	5125	5339170	TREESMART SAN DIEGO	03N	LMA	\$5,968.49
2008	3	5125	5373505	TREESMART SAN DIEGO	03N	LMA	\$13,197.16
2008	3	5125	5391158	TREESMART SAN DIEGO	03N	LMA	\$4,840.09
2008	3	5314	5333535	JOSUE HOMES IMPROVEMENTS	03S	LMC	\$3,785.62
2008	4	5129	5339170	LANGUAGE ACADEMY JOINT USE FIELDS	03F	LMA	\$64,649.84
2008	4	5129	5360035	LANGUAGE ACADEMY JOINT USE FIELDS	03F	LMA	\$238,766.84
2008	4	5129	5373505	LANGUAGE ACADEMY JOINT USE FIELDS	03F	LMA	\$51,285.00
2008	4	5129	5384952	LANGUAGE ACADEMY JOINT USE FIELDS	03F	LMA	\$279,500.00



Office of Community Planning and Development
 U.S. Department of Housing and Urban Development
 Integrated Disbursement and Information System
 PR26 - CDBG Financial Summary Report
 Program Year 2011
 SAN DIEGO , CA

DATE: 09-21-12
 TIME: 13:04
 PAGE: 3

Plan Year	IDIS Project	IDIS Activity	Voucher Number	Activity Name	Matrix Code	National Objective	Drawn Amount
2008	4	5129	5398465	LANGUAGE ACADEMY JOINT USE FIELDS	03F	LMA	\$205,821.26
2008	4	5129	5443486	LANGUAGE ACADEMY JOINT USE FIELDS	03F	LMA	\$53,982.62
2008	4	5130	5391158	SOUTH CLAIREMONT RECREATION CENTER	03F	LMA	\$13,000.00
2008	7	5150	5431958	LEAD SAFE NEIGHBORHOODS ENFORCEMENT/OUTR	14I	LMH	\$16,485.57
2008	7	5150	5443486	LEAD SAFE NEIGHBORHOODS ENFORCEMENT/OUTR	14I	LMH	\$6,816.07
2008	14	5182	5355051	ADA PROJECTS IN COUNCIL DISTRICT 1	03	LMC	\$108.67
2008	15	5188	5367013	PROPERTY ACQUISITION TO BUILD LIVING LAB	01	LMC	\$40,000.00
2009	3	5452	5443486	LINDA VISTA COMMUNITY CENTER THEATRE	03E	LMC	\$59,375.00
2009	3	5453	5355051	MCAFFEE RESIDENCE RENOVATION	03C	LMC	\$31,990.00
2009	3	5460	5373505	CITY HEIGHTS FAMILY HEALTH CENTER HVAC	03P	LMC	\$90,000.00
2009	3	5464	5355051	LA MAESTRA HEART OF THE COMMUNITY CAPITA	03P	LMC	\$10,867.85
2009	3	5464	5424054	LA MAESTRA HEART OF THE COMMUNITY CAPITA	03P	LMC	\$40,835.45
2009	3	5469	5339170	VILLAGE AND JOSUE HOMES IMPROVEMENTS	03C	LMC	\$22,637.95
2009	3	5469	5373505	VILLAGE AND JOSUE HOMES IMPROVEMENTS	03C	LMC	\$7,362.05
2009	3	5470	5333535	MAIN CAMPUS FACILITIES IMPROVEMENTS	03P	LMC	\$52,232.70
2009	3	5470	5471269	MAIN CAMPUS FACILITIES IMPROVEMENTS	03P	LMC	\$56,744.00
2009	3	5471	5379938	Installation-Nueva Vida Haven, Recup. Care Unit & Med. Clinic Areas	03C	LMC	\$20,235.00
2009	3	5471	5424054	Installation-Nueva Vida Haven, Recup. Care Unit & Med. Clinic Areas	03C	LMC	\$19,212.00
2009	3	5471	5456950	Installation-Nueva Vida Haven, Recup. Care Unit & Med. Clinic Areas	03C	LMC	\$11,732.00
2009	3	5477	5391158	TREESMART SAN DIEGO	03N	LMA	\$11,188.71
2009	3	5715	5379938	Clubhouse Renovation and Security	03E	LMC	\$52,451.00
2009	3	5717	5367013	North Shores Vocational Center	03B	LMC	\$26,059.15
2009	3	5720	5443486	Fourth District Seniors Resource Center	03A	LMC	\$624.98
2009	4	5712	5391158	South Clairemont Recreation Center	03F	LMA	\$5,000.00
2009	6	5570	5424054	ENYA HOUSE REHABILITATION PROJECT	03C	LMC	\$17,434.17
2009	6	5570	5437561	ENYA HOUSE REHABILITATION PROJECT	03C	LMC	\$12,565.83
2009	7	5493	5431958	LEAD SAFE NEIGHBORHOODS PROGRAM	15	LMA	\$29,767.81
2009	7	5493	5443486	LEAD SAFE NEIGHBORHOODS PROGRAM	15	LMA	\$9,232.19
2009	7	5495	5346186	PRO-ACTIVE CODE ENFORCEMENT-CD6	15	LMA	\$39,730.64
2009	9	5504	5339170	BEACH WHEELCHAIR PROGRAM	05B	LMC	\$8,628.56
2009	14	5573	5339170	RIFORD CENTER	03A	LMC	\$10,172.87
2009	14	5573	5373505	RIFORD CENTER	03A	LMC	\$12,035.27
2009	14	5573	5415175	RIFORD CENTER	03A	LMC	\$35,526.85
2009	14	5573	5471269	RIFORD CENTER	03A	LMC	\$127,269.00
2009	15	5520	5367013	PROPERTY ACQUISITION TO BUILD LIVING LAB	01	LMC	\$115,000.00
2010	6	5805	5339170	Ctr for Employment Training-CED SD-11	03E	LMC	\$73,074.84
2010	6	5808	5373505	Family Hlth Ctr-City Hgths Reloc/Expansion-11	03P	LMC	\$336,667.50
2010	6	5808	5406335	Family Hlth Ctr-City Hgths Reloc/Expansion-11	03P	LMC	\$86,078.70
2010	6	5808	5443486	Family Hlth Ctr-City Hgths Reloc/Expansion-11	03P	LMC	\$77,253.80
2010	6	5809	5355051	Father Joe's-Village Rehab-11	03C	LMC	\$116,455.80
2010	6	5809	5373505	Father Joe's-Village Rehab-11	03C	LMC	\$256,599.20
2010	6	5810	5355051	La Maestra-Heart of Cmty Campaign-11	03P	LMC	\$118,177.78
2010	6	5810	5384952	La Maestra-Heart of Cmty Campaign-11	03P	LMC	\$21,822.22
2010	6	5811	5355051	SD Ctr for Children-Upgrades-11	03D	LMC	\$55,038.00
2010	6	5811	5379938	SD Ctr for Children-Upgrades-11	03D	LMC	\$35,469.00
2010	6	5811	5391158	SD Ctr for Children-Upgrades-11	03D	LMC	\$82,473.00
2010	6	5813	5339170	San Ysidro Health Ctr-Dental Dept Renov-11	03P	LMA	\$22,599.23
2010	6	5813	5355051	San Ysidro Health Ctr-Dental Dept Renov-11	03P	LMA	\$104,979.77
2010	6	5814	5339170	UPAC-CIP Phase II-11	03E	LMC	\$42,382.96
2010	6	5814	5346186	UPAC-CIP Phase II-11	03E	LMC	\$35,214.10
2010	6	5814	5367013	UPAC-CIP Phase II-11	03E	LMC	\$63,885.73
2010	6	5814	5398465	UPAC-CIP Phase II-11	03E	LMC	\$36,106.21
2010	6	5884	5424054	Pro Kids-Expansion and Renovation-11	03D	LMC	\$137,890.77
2010	6	5884	5456950	Pro Kids-Expansion and Renovation-11	03D	LMC	\$112,109.23



Office of Community Planning and Development
 U.S. Department of Housing and Urban Development
 Integrated Disbursement and Information System
 PR26 - CDBG Financial Summary Report
 Program Year 2011
 SAN DIEGO , CA

DATE: 09-21-12
 TIME: 13:04
 PAGE: 4

Plan Year	IDIS Project	IDIS Activity	Voucher Number	Activity Name	Matrix Code	National Objective	Drawn Amount
2010	6	5902	5379938	YWCA-Fire Alarm & Suppression Syst-11	03E	LMC	\$40,684.20
2010	6	5902	5415175	YWCA-Fire Alarm & Suppression Syst-11	03E	LMC	\$40,000.00
2010	6	5902	5431958	YWCA-Fire Alarm & Suppression Syst-11	03E	LMC	\$40,000.00
2010	6	5902	5464051	YWCA-Fire Alarm & Suppression Syst-11	03E	LMC	\$39,315.50
2010	6	5902	5471269	YWCA-Fire Alarm & Suppression Syst-11	03E	LMC	\$0.30
2010	7	5817	5339170	Accion-Microlending Dev-11	18C	LMCMC	\$119,053.74
2010	7	5817	5355051	Accion-Microlending Dev-11	18C	LMCMC	\$35,957.00
2010	7	5822	5339170	Southwest Cmty Clge-Fast Tract Ast-11	18C	LMCMC	\$11,335.86
2010	7	5822	5355051	Southwest Cmty Clge-Fast Tract Ast-11	18C	LMCMC	\$10,220.35
2010	7	5822	5367013	Southwest Cmty Clge-Fast Tract Ast-11	18C	LMCMC	\$12,567.99
2010	7	5880	5346186	Southwest Cmty Clge-Small Bus-11	18C	LMCMC	\$5,667.25
2010	8	5824	5333535	Burn Institute-Sr Smoke Alarm-11	14A	LMH	\$1,761.86
2010	8	5824	5346186	Burn Institute-Sr Smoke Alarm-11	14A	LMH	\$2,358.02
2010	8	5826	5333535	Rebuilding Together SD-11	14A	LMH	\$44,864.94
2010	8	5826	5355051	Rebuilding Together SD-11	14A	LMH	\$13,552.73
2010	8	5826	5384952	Rebuilding Together SD-11	14A	LMH	\$6,108.69
2010	8	5827	5339170	Rebuilding Together SD-Home Rehab/Roof Repair-11	14A	LMH	\$106,157.98
2010	8	5827	5355051	Rebuilding Together SD-Home Rehab/Roof Repair-11	14A	LMH	\$29,376.59
2010	8	5828	5333535	SD Imperial Counties-Safe Homes-11	14A	LMH	\$110,778.13
2010	8	5828	5355051	SD Imperial Counties-Safe Homes-11	14A	LMH	\$13,992.76
2010	8	5828	5367013	SD Imperial Counties-Safe Homes-11	14A	LMH	\$18,190.92
2010	8	5828	5384952	SD Imperial Counties-Safe Homes-11	14A	LMH	\$16,285.92
2010	9	5830	5346186	City NCC-Pro Active Code-11	15	LMA	\$79,885.66
2010	10	5831	5333535	Cmty HsingWorks-Homeownership Ctr-11	13	LMH	\$96,694.06
2010	10	5831	5339170	Cmty HsingWorks-Homeownership Ctr-11	13	LMH	\$18,538.46
2010	10	5831	5355051	Cmty HsingWorks-Homeownership Ctr-11	13	LMH	\$19,000.38
2010	11	5836	5339170	City Econ Dev-Homeless Emerg Shelter-11	03T	LMC	\$38,611.74
2010	11	5836	5355051	City Econ Dev-Homeless Emerg Shelter-11	03T	LMC	\$69.54
2010	11	5838	5339170	City Park/Rec-Therapeutic-11	05B	LMC	\$30,864.91
2010	14	5851	5339170	Home Start-Maternity Shelter-11	03C	LMC	\$89,172.52
2010	14	5851	5355051	Home Start-Maternity Shelter-11	03C	LMC	\$41,577.48
2011	2	6114	5437561	BOYS/GIRLS CLUB-CLAIRE-12	03D	LMC	\$3,344.00
2011	2	6114	5476871	BOYS/GIRLS CLUB-CLAIRE-12	03D	LMC	\$55,149.04
2011	2	6115	5456950	CTR COMM SOL-PROJ HEAL-12	03	LMC	\$6,000.00
2011	2	6115	5476871	CTR COMM SOL-PROJ HEAL-12	03	LMC	\$80,929.20
2011	2	6122	5367013	HOME START-MATERNITY SHLTR-12	03C	LMC	\$46,051.25
2011	2	6122	5415175	HOME START-MATERNITY SHLTR-12	03C	LMC	\$34,700.00
2011	2	6122	5424054	HOME START-MATERNITY SHLTR-12	03C	LMC	\$72,638.75
2011	2	6122	5443486	HOME START-MATERNITY SHLTR-12	03C	LMC	\$10,000.00
2011	2	6126	5476871	SD CTR FOR CHILD-CAMPUS-12	03Q	LMC	\$193,443.07
2011	2	6127	5424054	SD FOOD BANK-WAREHOUSE-12	03	LMC	\$14,168.79
2011	2	6127	5449528	SD FOOD BANK-WAREHOUSE-12	03	LMC	\$35,736.16
2011	2	6254	5431958	Azalea FY03-07 to FY12	03F	LMA	\$46,748.83
2011	2	6254	5443486	Azalea FY03-07 to FY12	03F	LMA	\$13,735.39
2011	3	6129	5346186	ACCESS-MICROENTERPRISE-12	18C	LMCMC	\$10,941.86
2011	3	6129	5406335	ACCESS-MICROENTERPRISE-12	18C	LMCMC	\$14,195.20
2011	3	6129	5437561	ACCESS-MICROENTERPRISE-12	18C	LMCMC	\$10,179.90
2011	3	6129	5464051	ACCESS-MICROENTERPRISE-12	18C	LMCMC	\$6,209.67
2011	3	6130	5373505	ACCION-MICROLENDING DEV-12	18C	LMCMC	\$29,603.79
2011	3	6130	5437561	ACCION-MICROLENDING DEV-12	18C	LMCMC	\$115,499.63
2011	3	6130	5464051	ACCION-MICROLENDING DEV-12	18C	LMCMC	\$51,819.74
2011	3	6132	5391158	HORN AFRICA-CH REFUGEE BUS-12	18C	LMCMC	\$32,944.79
2011	3	6132	5443486	HORN AFRICA-CH REFUGEE BUS-12	18C	LMCMC	\$48,509.17
2011	3	6132	5464051	HORN AFRICA-CH REFUGEE BUS-12	18C	LMCMC	\$55,428.84
2011	3	6133	5476871	SOUTHWEST COMM-SMALL BUS-12	18C	LMCMC	\$18,475.45
2011	3	6134	5346186	UPAC-ECON DEV-12	18C	LMCMC	\$19,014.46
2011	3	6134	5431958	UPAC-ECON DEV-12	18C	LMCMC	\$44,427.87



Office of Community Planning and Development
 U.S. Department of Housing and Urban Development
 Integrated Disbursement and Information System
 PR26 - CDBG Financial Summary Report
 Program Year 2011
 SAN DIEGO , CA

DATE: 09-21-12
 TIME: 13:04
 PAGE: 5

Plan Year	IDIS Project	IDIS Activity	Voucher Number	Activity Name	Matrix Code	National Objective	Drawn Amount
2011	3	6134	5437561	UPAC-ECON DEV-12	18C	LMCMC	\$8,604.97
2011	3	6134	5449528	UPAC-ECON DEV-12	18C	LMCMC	\$8,456.85
2011	3	6134	5464051	UPAC-ECON DEV-12	18C	LMCMC	\$7,875.75
2011	4	6135	5431958	BURN INST-SR SMOKE ALARM-12	14A	LMH	\$17,668.68
2011	4	6135	5456950	BURN INST-SR SMOKE ALARM-12	14A	LMH	\$53,783.89
2011	4	6135	5464051	BURN INST-SR SMOKE ALARM-12	14A	LMH	\$21,994.54
2011	4	6135	5471269	BURN INST-SR SMOKE ALARM-12	14A	LMH	\$1,299.47
2011	4	6137	5431958	GRID ALTERNATIVES-SD SOLAR-12	14A	LMH	\$39,955.47
2011	4	6137	5456950	GRID ALTERNATIVES-SD SOLAR-12	14A	LMH	\$49,069.63
2011	4	6139	5406335	REBUILDING TGTHR-SAFE HOME-12	14A	LMH	\$21,967.31
2011	4	6139	5456950	REBUILDING TGTHR-SAFE HOME-12	14A	LMH	\$24,320.03
2011	4	6139	5471269	REBUILDING TGTHR-SAFE HOME-12	14A	LMH	\$47,553.86
2011	4	6140	5449528	REBUILDING TOGETHER SD-RTSD-12	14A	LMH	\$47,824.75
2011	4	6140	5471269	REBUILDING TOGETHER SD-RTSD-12	14A	LMH	\$84,484.25
2011	4	6142	5437561	URBAN CORPS-GREEN STREETS-12	14A	LMH	\$52,373.29
2011	4	6142	5449528	URBAN CORPS-GREEN STREETS-12	14A	LMH	\$8,750.54
2011	4	6142	5464051	URBAN CORPS-GREEN STREETS-12	14A	LMH	\$8,689.77
2011	4	6143	5437561	URBAN CORPS-WEER-12	14A	LMH	\$48,250.98
2011	4	6143	5449528	URBAN CORPS-WEER-12	14A	LMH	\$13,768.51
2011	4	6143	5464051	URBAN CORPS-WEER-12	14A	LMH	\$11,954.04
2011	5	6144	5373505	CMTY HSING WORKS-HMWNRSH-12	13	LMH	\$38,977.97
2011	5	6144	5437561	CMTY HSING WORKS-HMWNRSH-12	13	LMH	\$112,178.73
2011	5	6144	5456950	CMTY HSING WORKS-HMWNRSH-12	13	LMH	\$60,646.46
2011	5	6144	5464051	CMTY HSING WORKS-HMWNRSH-12	13	LMH	\$32,570.34
2011	6	6145	5355051	ALPHA PROJ-TAKE BACK-12	03T	LMC	\$79,465.31
2011	6	6145	5373505	ALPHA PROJ-TAKE BACK-12	03T	LMC	\$57,447.35
2011	6	6145	5437561	ALPHA PROJ-TAKE BACK-12	03T	LMC	\$145,382.11
2011	6	6145	5449528	ALPHA PROJ-TAKE BACK-12	03T	LMC	\$33,477.70
2011	6	6145	5464051	ALPHA PROJ-TAKE BACK-12	03T	LMC	\$26,817.48
2011	6	6146	5384952	ANGEL DEPOT-SR FOOD 4 A WK-12	05A	LMC	\$9,400.13
2011	6	6146	5437561	ANGEL DEPOT-SR FOOD 4 A WK-12	05A	LMC	\$25,142.74
2011	6	6146	5456950	ANGEL DEPOT-SR FOOD 4 A WK-12	05A	LMC	\$7,484.82
2011	6	6146	5464051	ANGEL DEPOT-SR FOOD 4 A WK-12	05A	LMC	\$8,575.03
2011	6	6146	5471269	ANGEL DEPOT-SR FOOD 4 A WK-12	05A	LMC	\$182.00
2011	6	6147	5431958	CTR COMM SOL-YOU R SOLUTN-12	05	LMC	\$28,081.85
2011	6	6147	5464051	CTR COMM SOL-YOU R SOLUTN-12	05	LMC	\$20,702.80
2011	6	6148	5367013	CITY SD-PR-THER REC SVCS-12	05B	LMC	\$159,901.66
2011	6	6148	5443486	CITY SD-PR-THER REC SVCS-12	05B	LMC	\$40,098.34
2011	6	6149	5406335	4TH DIST SR RES CTR-ENHNCMT-12	05A	LMC	\$12,195.22
2011	6	6149	5437561	4TH DIST SR RES CTR-ENHNCMT-12	05A	LMC	\$15,079.96
2011	6	6149	5456950	4TH DIST SR RES CTR-ENHNCMT-12	05A	LMC	\$4,500.00
2011	6	6149	5464051	4TH DIST SR RES CTR-ENHNCMT-12	05A	LMC	\$5,389.35
2011	6	6149	5471269	4TH DIST SR RES CTR-ENHNCMT-12	05A	LMC	\$300.00
2011	6	6150	5367013	NAT FAM JUST-WOMEN WISDOM-12	05G	LMC	\$65,610.41
2011	6	6150	5424054	NAT FAM JUST-WOMEN WISDOM-12	05G	LMC	\$119,212.01
2011	6	6150	5464051	NAT FAM JUST-WOMEN WISDOM-12	05G	LMC	\$73,641.19
2011	6	6151	5424054	PRO KIDS-EXPANDED SVCS-12	05D	LMC	\$32,009.31
2011	6	6151	5449528	PRO KIDS-EXPANDED SVCS-12	05D	LMC	\$28,695.08
2011	6	6151	5471269	PRO KIDS-EXPANDED SVCS-12	05D	LMC	\$6,074.79
2011	6	6152	5373505	SD HSG COMM-CORTEZ HILL-12	03T	LMC	\$45,811.18
2011	6	6152	5424054	SD HSG COMM-CORTEZ HILL-12	03T	LMC	\$78,820.69
2011	6	6152	5449528	SD HSG COMM-CORTEZ HILL-12	03T	LMC	\$31,971.37
2011	6	6152	5464051	SD HSG COMM-CORTEZ HILL-12	03T	LMC	\$26,216.43
2011	6	6152	5476871	SD HSG COMM-CORTEZ HILL-12	03T	LMC	\$1,222.38
2011	6	6153	5424054	SD HSG COMM-HEWSP-12	03T	LMC	\$182,446.54
2011	6	6153	5449528	SD HSG COMM-HEWSP-12	03T	LMC	\$116,654.28
2011	6	6153	5464051	SD HSG COMM-HEWSP-12	03T	LMC	\$123,090.84



Office of Community Planning and Development
 U.S. Department of Housing and Urban Development
 Integrated Disbursement and Information System
 PR26 - CDBG Financial Summary Report
 Program Year 2011
 SAN DIEGO , CA

DATE: 09-21-12
 TIME: 13:04
 PAGE: 6

Plan Year	IDIS Project	IDIS Activity	Voucher Number	Activity Name	Matrix Code	National Objective	Drawn Amount
2011	6	6153	5476871	SD HSG COMM-HEWSP-12	03T	LMC	\$56,080.29
2011	6	6154	5373505	SD LGBT CMTY CTR-BEHAV HLTH-12	05O	LMC	\$39,332.80
2011	6	6154	5391158	SD LGBT CMTY CTR-BEHAV HLTH-12	05O	LMC	\$7,927.19
2011	6	6154	5449528	SD LGBT CMTY CTR-BEHAV HLTH-12	05O	LMC	\$43,233.17
2011	6	6154	5464051	SD LGBT CMTY CTR-BEHAV HLTH-12	05O	LMC	\$9,506.84
2011	6	6155	5373505	SD WORKFORCE PART-HIRE YTH-12	05D	LMC	\$41,952.21
2011	6	6155	5384952	SD WORKFORCE PART-HIRE YTH-12	05D	LMC	\$47,311.89
2011	6	6155	5391158	SD WORKFORCE PART-HIRE YTH-12	05D	LMC	\$78,816.68
2011	6	6155	5415175	SD WORKFORCE PART-HIRE YTH-12	05D	LMC	\$49,765.08
2011	6	6155	5431958	SD WORKFORCE PART-HIRE YTH-12	05D	LMC	\$112,505.73
2011	6	6155	5449528	SD WORKFORCE PART-HIRE YTH-12	05D	LMC	\$68,425.42
2011	6	6155	5464051	SD WORKFORCE PART-HIRE YTH-12	05D	LMC	\$52,902.11
2011	6	6156	5406335	SAY-TEEN COURT-12	05D	LMC	\$20,396.27
2011	6	6156	5449528	SAY-TEEN COURT-12	05D	LMC	\$24,806.05
2011	6	6156	5476871	SAY-TEEN COURT-12	05D	LMC	\$4,161.56
2011	6	6157	5384952	SVDP-HOMELESS OUTREACH-12	03T	LMC	\$16,877.76
2011	6	6157	5437561	SVDP-HOMELESS OUTREACH-12	03T	LMC	\$32,136.42
2011	6	6157	5449528	SVDP-HOMELESS OUTREACH-12	03T	LMC	\$7,875.45
2011	6	6157	5464051	SVDP-HOMELESS OUTREACH-12	03T	LMC	\$10,204.75
2011	6	6158	5367013	STAR/PAL-CTR TO SERVE YOUTH-12	05D	LMC	\$31,000.40
2011	6	6158	5391158	STAR/PAL-CTR TO SERVE YOUTH-12	05D	LMC	\$15,094.21
2011	6	6158	5437561	STAR/PAL-CTR TO SERVE YOUTH-12	05D	LMC	\$25,666.67
2011	6	6158	5443486	STAR/PAL-CTR TO SERVE YOUTH-12	05D	LMC	\$5,920.92
2011	6	6158	5449528	STAR/PAL-CTR TO SERVE YOUTH-12	05D	LMC	\$6,851.49
2011	6	6158	5464051	STAR/PAL-CTR TO SERVE YOUTH-12	05D	LMC	\$8,043.67
2011	7	6159	5464051	LISC-COMM DEV CAPACITY BLDG-12	19C	LMA	\$25,433.60
2011	7	6160	5437561	LISC-NEIGH FIRST-12	19C	LMA	\$6,878.69
2011	8	6161	5367013	OCEAN DISC-PROP ACQU LAB-12	01	LMA	\$200,000.00
2012	3	6282	5476871	INTER RESCUE COMM-MICROENT-13	18C	LMJ	\$2,883.56
Total							\$9,963,493.13

**CITY OF SAN DIEGO
FY2012 PR26 REPORT FOOTNOTES**

Part I: Summary of CDBG Resources

	Amount Entered	Justification	
Line 01	5,375,853.52	From Attachment 1: Entered amount from FY11 PR26 Report Line 16.	
Line 07	1,367,016.00	IDIS-generated \$2,068,960.75 in Line 46.	FY12 PI Calculation
		FY12 PR26 Report Line 06-Redev Repayment	3,294,500.00
		Attachment 2: SAP Trial Balance of FY12 PI	141,476.75
		Current Year PI Calculation	<u>3,435,976.75</u>
		IDIS Generated Current Year PI Line 43	<u>(2,068,960.75)</u>
		Amount needed to be added to calculate correct CY PI amount	<u>1,367,016.00</u>

Part IV: Public Services (PS) Cap Calculations

	Amount Entered	Justification	
Line 28	-	From Attachment 3	
Line 29	135,036.56	From Attachment 1: Entered amount from FY11 PR26 Report Line 28.	
Line 34	4,382,459.41	IDIS-generated \$0.00 in Line 33.	FY11 PI Calculation
		Attachment 1: FY11 PR26 Report Line 06-Redev Repayment	3,633,800.00
		Attachment 2: SAP Trial Balance of FY11 PI	765,605.88
		Attachment 4: HUD Letter	<u>(16,946.47)</u>
		Prior Year PI Calculation	<u>4,382,459.41</u>

Part V: Planning and Administration (PA) Cap

	Amount Entered	Justification	
Line 38	857,645.48	From Attachment 5	
Line 39	2,545,973.59	From Attachment 1: Entered amount from FY11 PR26 Report Line 38.	
Line 44	1,367,016.00	IDIS-generated \$2,068,960.75 in Line 46.	FY12 PI Calculation
		FY12 PR26 Report Line 06-Redev Repayment	3,294,500.00
		Attachment 2: SAP Trial Balance of FY12 PI	141,476.75
		Current Year PI Calculation	<u>3,435,976.75</u>
		IDIS Generated Current Year PI Line 43	<u>(2,068,960.75)</u>
		Amount needed to be added to calculate correct CY PI amount	<u>1,367,016.00</u>

User ID: C20701
User Role:
 Grantee
Organization:
 SAN DIEGO
 - [Logout](#)

[Plans/Projects/Activities](#) | [Funding/Drawdown](#) | [Grant](#) | [Grantee/PJ](#) | [Admin](#) | [Reports](#)

You have 1 HOME activity that has been flagged.

Report

Edit Parameters

Report
 - [View Reports](#)
 - [Report Parameters](#)

CDBG Financial Summary Report

Utilities
 - [Home](#)
 - [Data Downloads](#)
 - [Print Page](#)
 - [Help](#)


|

Grantee Name: SAN DIEGO, CA | **Report Parameters for program year:** 2011 | **Select another year:** (tip)

Links
 - [Rules of Behavior](#)
 - [RAMPS](#)
 - [Support](#)
 - [CPD Home](#)
 - [HUD Home](#)

Line Number/Parameter	Value (tip)
01. Unexpended CDBG funds at end of previous reporting period	5375853.52
03. Surplus Urban Renewal	0.00
04. Section 108 Guaranteed Loan Fund	0.00
07. Adjustment to compute total available	1367016.00
10. Adjustment to compute total amount subject to low/mod benefit	0.00
14. Adjust to compute total expenditures	0.00
17. Expended for low/mod housing in special areas	0.00
18. Expended for low/mod multi-unit housing	0.00
20. Adjustment to compute total low/mod credit	0.00
23. Program years (PY) covered in certification	PY <input type="text"/> PY <input type="text"/> PY <input type="text"/>
24. Cumulative net exp subject to low/mod benefit calculation	0.00
25. Cumulative expenditures benefitting low/mod persons	0.00
28. PS unliquidated obligations at end of current PY	0.00

29. PS unliquidated obligations at end of previous PY	135036.56
30. Adjustment to compute total PS obligations	0.00
34. Adjustment to compute total subject to PS cap	4382459.41
38. PA unliquidated obligations at end of current PY	857645.48
39. PA unliquidated obligations at end of previous PY	2545973.59
40. Adjustment to compute total planning/admin obligation	0.00
44. Adjustment to compute total subject to planning/admin cap	1367016.00

 Session Timeout



U.S. Department of Housing and Urban Development
Office of Community Planning and Development
Los Angeles Field Office, Region IX
611 W. 6th Street, Suite 1000-9DD
Los Angeles, CA 90017-3101

February 21, 2010

Jay M. Goldstone
Chief Operating Officer
Office of the Mayor
City of San Diego
202 C Street, 11th Floor
San Diego, CA 92101

Dear Mr. Goldstone:

SUBJECT: Community Development Block Grant (CDBG) Program
Resolution of the Office of Inspector General (OIG) Audit

The Office of Community Planning and Development (CPD) has worked diligently with the Redevelopment Agency and City CDBG staff over the past year to resolve the findings identified in the HUD OIG audit. We have been able to develop the payment schedule and terms to address the findings in a manner that will improve performance while recognizing the importance of the City's revitalization efforts.

We understand that the City will be submitting a formal letter to CPD once the City Council has agreed to the proposed terms. We want to reiterate the importance of conditions that are critical to the resolution of the OIG findings.

The City has negotiated a 10-year payment plan that will repay the CDBG Program a total of \$78,787,000. The payments will be treated as CDBG program income and administered through the City's newly reformed CDBG program allocation process. Annual payments must be made by the Redevelopment Agency to the City beginning in the City's Fiscal Year 2009-10 pursuant to the following schedule:

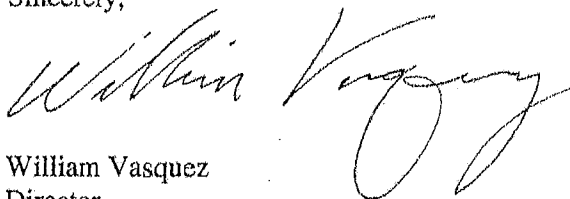
Fiscal Year	Payment
2009-10	\$ 3,633,800
2010-11	\$ 3,294,500
2011-12	\$ 3,842,200
2012-13	\$ 3,976,900
2013-14	\$ 4,392,400
2014-15	\$ 6,519,700
2015-16	\$ 9,156,000
2016-17	\$ 12,795,700
2017-18	\$ 14,772,800
2018-19	\$ 16,402,800
Total	\$ 78,787,000

HUD recommends that a minimum of \$2 million in FY 2009-2010 payment be applied to the defeasance of HUD Section 108 loans, specifically the Barrio Logan and Central Imperial loans. This will enable these loans to be paid off quickly and removed from the City's CDBG program liability. The balance of the payments will be allocated to other eligible expenses and activities through the City's CDBG program recently established allocation process. This recommendation is based upon our concerns about the City's ability to meet its CDBG timeliness test which requires that the City has no more than 1.5 times its most recent grant amount 60 days prior to the end of its current program year. Failure to meet this requirement may result in reduction of CDBG funding.

Finally, we want to reemphasize the importance of the City adopting a policy that would commit the full 20% of the payments to the category of Planning and Administration. The findings made by the OIG highlighted the negative consequences of not adequately staffing the CDBG Program. The payments will be tracked by both CPD and OIG for the ten year term. We want to avoid revisiting the issue of allocating Planning and Administrative funds during this period.

We recognize and appreciate the leadership that you have shown on this issue and trust that the City will take the necessary steps to ensure the successful implementation of this plan. Should you have any questions, please call John Cook, Senior Community Planning and Development Representative, at (213) 534-2573 or myself at (213) 534-2555.

Sincerely,



William Vasquez
Director,
Office of Community Planning
and Development

ATTACHMENT 1

IDIS

U.S. DEPARTMENT OF HOUSING AND URBAN DEVELOPMENT
 OFFICE OF COMMUNITY PLANNING AND DEVELOPMENT
 PR 26 - CDBG Financial Summary Report

DATE: 9/26/2011
 TIME: 12:05:18 pm
 PAGE: 1/2

Grantee	SAN DIEGO , CA
Program Year	2010
PART I: SUMMARY OF CDBG RESOURCES	
01 UNEXPENDED CDBG FUNDS AT END OF PREVIOUS PROGRAM YEAR	13,207,652.63
02 ENTITLEMENT GRANT	16,324,437.00
03 SURPLUS URBAN RENEWAL	0.00
04 SECTION 108 GUARANTEED LOAN FUNDS	0.00
05 CURRENT YEAR PROGRAM INCOME	0.00
06 RETURNS	<u>3,633,800.00</u> Line 34
07 ADJUSTMENT TO COMPUTE TOTAL AVAILABLE	752,360.05
08 TOTAL AVAILABLE (SUM, LINES 01-07)	33,918,249.68
PART II: SUMMARY OF CDBG EXPENDITURES	
09 DISBURSEMENTS OTHER THAN SECTION 108 REPAYMENTS AND PLANNING/ADMINISTRATION	9,086,662.14
10 ADJUSTMENT TO COMPUTE TOTAL AMOUNT SUBJECT TO LOW/MOD BENEFIT	0.00
11 AMOUNT SUBJECT TO LOW/MOD BENEFIT (LINE 09 + LINE 10)	9,086,662.14
12 DISBURSED IN IDIS FOR PLANNING/ADMINISTRATION	2,603,924.75
13 DISBURSED IN IDIS FOR SECTION 108 REPAYMENTS	16,851,809.27
14 ADJUSTMENT TO COMPUTE TOTAL EXPENDITURES	0.00
15 TOTAL EXPENDITURES (SUM, LINES 11-14)	28,542,396.16
16 UNEXPENDED BALANCE (LINE 08 - LINE 15)	<u>5,375,853.52</u> Line 01
PART III: LOW/MOD BENEFIT THIS REPORTING PERIOD	
17 EXPENDED FOR LOW/MOD HOUSING IN SPECIAL AREAS	0.00
18 EXPENDED FOR LOW/MOD MULTI-UNIT HOUSING	0.00
19 DISBURSED FOR OTHER LOW/MOD ACTIVITIES	9,058,385.95
20 ADJUSTMENT TO COMPUTE TOTAL LOW/MOD CREDIT	0.00
21 TOTAL LOW/MOD CREDIT (SUM, LINES 17-20)	9,058,385.95
22 PERCENT LOW/MOD CREDIT (LINE 21/LINE 11)	99.69%
LOW/MOD BENEFIT FOR MULTI-YEAR CERTIFICATIONS	
23 PROGRAM YEARS(PY) COVERED IN CERTIFICATION	PY: PY: PY:
24 CUMULATIVE NET EXPENDITURES SUBJECT TO LOW/MOD BENEFIT CALCULATION	0.00
25 CUMULATIVE EXPENDITURES BENEFITING LOW/MOD PERSONS	0.00
26 PERCENT BENEFIT TO LOW/MOD PERSONS (LINE 25/LINE 24)	0.00%
PART IV: PUBLIC SERVICE (PS) CAP CALCULATIONS	
27 DISBURSED IN IDIS FOR PUBLIC SERVICES	2,510,920.75

ATTACHMENT 1

IDIS

U.S. DEPARTMENT OF HOUSING AND URBAN DEVELOPMENT
 OFFICE OF COMMUNITY PLANNING AND DEVELOPMENT
 PR 26 - CDBG Financial Summary Report

DATE: 9/26/2011
 TIME: 12:05:18 pm
 PAGE: 2/2

28 PS UNLIQUIDATED OBLIGATIONS AT END OF CURRENT PROGRAM YEAR	<u>135,036.56</u>	<i>Line 29</i>
29 PS UNLIQUIDATED OBLIGATIONS AT END OF PREVIOUS PROGRAM YEAR	551,685.41	
30 ADJUSTMENT TO COMPUTE TOTAL PS OBLIGATIONS	0.00	
31 TOTAL PS OBLIGATIONS (LINE 27 + LINE 28 - LINE 29 + LINE 30)	2,094,271.90	
32 ENTITLEMENT GRANT	16,324,437.00	
33 PRIOR YEAR PROGRAM INCOME	0.00	
34 ADJUSTMENT TO COMPUTE TOTAL SUBJECT TO PS CAP	94,293.94	
35 TOTAL SUBJECT TO PS CAP (SUM, LINES 32-34)	16,418,730.94	
36 PERCENT FUNDS OBLIGATED FOR PS ACTIVITIES (LINE 31/LINE 35)	12.76%	
PART V: PLANNING AND ADMINISTRATION (PA) CAP		
37 DISBURSED IN IDIS FOR PLANNING/ADMINISTRATION	2,603,924.75	
38 PA UNLIQUIDATED OBLIGATIONS AT END OF CURRENT PROGRAM YEAR	<u>2,545,973.59</u>	<i>Line 39</i>
39 PA UNLIQUIDATED OBLIGATIONS AT END OF PREVIOUS PROGRAM YEAR	1,764,513.45	
40 ADJUSTMENT TO COMPUTE TOTAL PA OBLIGATIONS	0.00	
41 TOTAL PA OBLIGATIONS (LINE 37 + LINE 38 - LINE 39 +LINE 40)	3,385,384.89	
42 ENTITLEMENT GRANT	16,324,437.00	
43 CURRENT YEAR PROGRAM INCOME	0.00	
44 ADJUSTMENT TO COMPUTE TOTAL SUBJECT TO PA CAP	752,360.05	
45 TOTAL SUBJECT TO PA CAP (SUM, LINES 42-44)	17,076,797.05	
46 PERCENT FUNDS OBLIGATED FOR PA ACTIVITIES (LINE 41/LINE 45)	19.82%	

FY11 PI

Classic Trial Balance

	06/01/10	06/30/10	06/30/10	06/30/10	06/30/10
Total		19,978,134.69	19,978,134.69		
Assets	4,097,928.82	3,160,781.80	7,736,241.24	424,420.86	4,477,349.18
Liabilities	3,636,238.93	2,280,620.69	8,939,433.27	347,185.32	3,295,033.41
Fund Balance	116,689.39	3,825,663.07	1,182,663.07		416,689.88
Revenue		354,289.13	4,115,891.01	765,605.88	765,605.88
		387.53	26,180.68	24,796.17	24,796.17
		319.01	43,419.81		
		450.14	88,403.50	79,833.16	79,633.16
		35,633.57	28,378.81	20,741.48	20,741.48
			348.70	348.70	348.70
			600.00	600.00	600.00
			619,463.97	639,463.97	639,463.97
		3,294,100.00	3,294,100.00		

FY12 PI

Classic Trial Balance

	06/01/10	06/30/10	06/30/10	06/30/10	06/30/10
Total		12,901,731.03	12,901,731.03		
Assets	4,177,349.18	4,630,660.71	4,923,165.45	292,504.75	4,184,844.73
Liabilities	4,469,219.14	4,829,111.75	4,619,871.14	290,759.75	4,170,459.35
Fund Balance	285.00	80,284.16	76,394.16	3,890.00	86,100.08
Revenue	8,210.08	15,634.96	15,634.96	15,634.96	15,634.96
		94,849.71	236,326.46	141,476.75	141,476.75
		634.96	5,571.22	9,936.26	9,936.26
		21,825.20	21,265.20		
		162,370.38	133,539.34	70,169.16	70,169.16
		1,854.17	7,412.30	4,558.33	3,538.33
		125.00	250.00	125.00	125.00
		600.00	600.00	600.00	600.00
		600.00	600.00	600.00	600.00
		17.00	17.00	17.00	17.00
		57,071.00	57,071.00	57,071.00	57,071.00
		4,523,102.74	10,547,883.58	10,907,513.74	10,877,513.77

PR03c-Public Service Activities

Page by:
Grantee: SAN DIEGO

Rpt Program Year	Project Name	IDIS Activity #	Activity Name	MTX	Status	Funded	Draw Thru Amount	Draw In Amount	Balance
2011	Public Services	5835	City Econ Dev-Cortez Hill Family Ctr-11	03T	C	87,184.00	87,184.00	-	-
		5836	City Econ Dev-Homeless Emerg Shelter-11	03T	C	243,108.94	243,108.94	38,681.28	-
		5837	City Econ Dev-Neil Good Day Ctr-11	03T	C	488,841.00	488,841.00	-	-
		5838	City Park/Rec-Therapeutic-11	05B	C	203,080.00	203,080.00	30,864.91	-
		5840	Ecum Council-Interfaith Shelter Network-11	03T	C	60,000.00	60,000.00	-	-
		6145	ALPHA PROJ-TAKE BACK-12	03T	C	342,589.95	342,589.95	342,589.95	-
		6146	ANGEL DEPOT-SR FOOD 4 A WK-12	05A	C	50,784.72	50,784.72	50,784.72	-
		6147	CTR COMM SOL-YOU R SOLUTN-12	05	C	48,784.65	48,784.65	48,784.65	-
		6148	CITY SD-PR-THER REC SVCS-12	05B	C	200,000.00	200,000.00	200,000.00	-
		6149	4TH DIST SR RES CTR-ENHNCMT-12	05A	C	37,464.53	37,464.53	37,464.53	-
		6150	NAT FAM JUST-WOMEN WISDOM-12	05G	C	258,463.61	258,463.61	258,463.61	-
		6151	PRO KIDS-EXPANDED SVCS-12	05D	C	66,779.18	66,779.18	66,779.18	-
		6152	SD HSG COMM-CORTEZ HILL-12	03T	C	184,042.05	184,042.05	184,042.05	-
		6153	SD HSG COMM-HEWSP-12	03T	C	478,271.95	478,271.95	478,271.95	-
		6154	SD LGBT CMTY CTR-BEHAV HLTH-12	05O	C	100,000.00	100,000.00	100,000.00	-
		6155	SD WORKFORCE PART-HIRE YTH-12	05D	C	451,679.12	451,679.12	451,679.12	-
		6156	SAY-TEEN COURT-12	05D	C	49,363.88	49,363.88	49,363.88	-
		6157	SVDP-HOMELESS OUTREACH-12	03T	C	67,094.38	67,094.38	67,094.38	-
		6158	STAR/PAL-CTR TO SERVE YOUTH-12	05D	C	92,577.36	92,577.36	92,577.36	-
		PUBLIC SERVICES	5504	BEACH WHEELCHAIR PROGRAM	05B	C	22,323.17	22,323.17	8,628.56
Total						3,532,432.49	3,532,432.49	2,506,070.13	-



U.S. Department of Housing and Urban Development
Office of Community Planning and Development
Los Angeles Field Office, Region IX
611 West 6th Street, Suite 1000 - 9DD
Los Angeles, California 90017-3101

JAN 10 2012

Jay Goldstone
Chief Operating Officer
City of San Diego
202 "C" Street 11th Floor
San Diego, CA 91202

Dear Mr. Goldstone:

Subject: Community Planning and Development (CPD) Entitlement Programs
2010 Program Year Review

Enclosed you will find the Department's evaluation of your City's performance utilizing its allocation of Entitlement program funds. Our review was based on the City's 2010 program year Consolidated Annual Performance and Evaluation Report (CAPER), reports from the Integrated Disbursement and Information System (IDIS), and the City's Consolidated Plan.

The City received \$16,324,437 in Community Development Block Grant (CDBG) funds, \$9,063,132 in Home Investment Partnerships (HOME) funds, \$660,147 in Emergency Shelter Grant funds and \$2,935,661 in Housing Opportunities for Person with AIDS (HOPWA) funds. As detailed in the attached table, the grantee performance has been rated as **good**. The only issue is that the City exceeded its public services cap of 15% by \$16,946.47. The City has one of two options. It can back out charges totaling that amount or it can reduce its 2011 cap by that amount.

The City has addressed most strategic program goals and objectives which give context and meaning to annual and cumulative accomplishments. All major program requirements are in compliance with regulatory requirements. There are no outstanding issues raised during the 2010 review, except that the City should consider revising its five-year goals for housing rehabilitation if demand for such needs has been reduced due to the declining housing market.

We have enclosed the latest HOME Program Red Flag Indicators report. The red flag symbols in the red flag column indicate a lack of progress on projects as they have been established in IDIS. The Red Flag Indicator identifies the City as a high performer in the projects that it has undertaken by the HOME Program.

Finally, the CAPER review is a review of information submitted by a given community in highly abbreviated form, without supporting documentation. The Department's annual

ATTACHMENT 4


CAPER review makes no representation that activities, programs, and IDIS data included in the CAPER meet all regulatory and statutory parameters. Our review is primarily a commentary upon how much progress the grantee has made towards the goals and objectives stated in its strategic plan, with additional comments made on potential improvements as applicable.

If you have any comments, please provide them to us within 30 days of the date appearing on this letter. Please consider making our review public, and give a copy to your independent public accountant and/or external audit team as required by OMB Circular A-133.

If you have questions or need assistance, please call N. Dean Huseby, Community Planning and Development Representative assigned to your community at 213/534-2569.

Sincerely,



 William G. Vasquez, Director
Office of Community Planning
and Development

Enclosures

PR03- BOSMAC (original)

Page by:

Grantee: SAN DIEGO

Rpt Program Year: 2011

Year	PID	Project Name	IDIS Activity #	Activity Name	MTX	Status	Funded	Draw Thru Amount	Draw In Amount	Balance
2008	0001	ADMINISTRATION	5083	FAIR HOUSING PROJECT-CSA	21D	C	72,135.89	72,135.89	2,191.86	-
2008	0001	ADMINISTRATION	5085	CONSULTING SERVICES OR STAFFING	21A	C	208,403.61	208,403.61	16.20	-
2008	0001	ADMINISTRATION	5086	ED/SS PROJECT MANAGEMENT	21A	C	397,787.29	397,787.29	15,622.77	-
2009	0001	ADMINISTRATION	5446	FAIR HOUSING PROJECT-CSA	21D	X	-	-	-	-
2009	0001	ADMINISTRATION	5447	CDBG ADMINISTRATION	21A	C	1,817,270.83	1,817,270.83	249,509.26	-
2009	0001	ADMINISTRATION	5449	FAIR HOUSING AND TENANT/LANLDORD EDUC/ME	21D	X	-	-	-	-
2010	0005	Administration	5800	HUD Administration-11	21A	C	2,604,311.88	2,604,311.88	459,860.59	-
2010	0005	Administration	5801	Fair Hsing Services-11	21D	X	-	-	-	-
2011	0001	Administration	6111	12-HUD ADMINISTRATION	21A	O	2,965,132.00	2,450,168.93	2,081,941.32	514,963.07
2011	0001	Administration	6112	FAIR HSG SERVICES-12	21D	O	314,321.00	-	-	314,321.00
2011	0001	Administration	6203	FY12 Unobligated CDBG Funds	21A	O	28,361.41	-	-	28,361.41
							8,407,723.91	7,550,078.43	2,809,142.00	857,645.48



U.S. Department of Housing and Urban Development
 Office of Community Planning and Development
 Integrated Disbursement and Information System
 Status of HOME Grants
 SAN DIEGO

DATE: 09-21-12
 TIME: 11:32
 PAGE: 1

IDIS - PR27

Commitments from Authorized Funds

(A) Fiscal Year	(B) Total Authorization	(C) Admin/OP Reservation	(E) CR/CC Funds-Amount Reserved to CHDOS	(F) % CHDO Rsvd	(G) SU Funds-Reservations to Other Entities	(H) EN Funds-PJ Committed to Activities	(I) Total Authorized Commitments	(K) % of Auth Cmtd
1992	\$7,157,000.00	\$715,700.00	\$1,077,882.50	15.0%	\$0.00	\$5,363,417.50	\$7,157,000.00	100.0%
1993	\$4,709,000.00	\$470,900.00	\$1,150,000.00	24.4%	\$0.00	\$3,088,100.00	\$4,709,000.00	100.0%
1994	\$5,983,000.00	\$598,300.00	\$1,103,331.06	18.4%	\$0.00	\$4,281,368.94	\$5,983,000.00	100.0%
1995	\$6,521,000.00	\$652,100.00	\$2,565,839.00	39.3%	\$0.00	\$3,303,061.00	\$6,521,000.00	100.0%
1996	\$6,917,000.00	\$691,700.00	\$1,037,550.00	15.0%	\$0.00	\$5,187,750.00	\$6,917,000.00	100.0%
1997	\$6,743,000.00	\$674,300.00	\$1,011,450.00	15.0%	\$0.00	\$5,057,250.00	\$6,743,000.00	100.0%
1998	\$7,254,000.00	\$725,400.00	\$1,088,100.00	15.0%	\$0.00	\$5,440,500.00	\$7,254,000.00	100.0%
1999	\$7,781,000.00	\$798,181.40	\$1,167,150.00	15.0%	\$0.00	\$5,815,668.60	\$7,781,000.00	100.0%
2000	\$7,815,000.00	\$857,707.03	\$1,172,250.00	15.0%	\$0.00	\$5,785,042.97	\$7,815,000.00	100.0%
2001	\$8,678,000.00	\$867,800.00	\$1,301,700.00	15.0%	\$0.00	\$6,508,500.00	\$8,678,000.00	100.0%
2002	\$8,635,000.00	\$863,500.00	\$1,295,250.00	15.0%	\$0.00	\$6,476,250.00	\$8,635,000.00	100.0%
2003	\$9,569,405.00	\$956,940.50	\$1,435,410.75	15.0%	\$0.00	\$7,177,053.75	\$9,569,405.00	100.0%
2004	\$10,486,214.00	\$997,103.30	\$4,704,520.25	44.8%	\$0.00	\$4,784,590.45	\$10,486,214.00	100.0%
2005	\$9,303,698.00	\$1,356,210.80	\$1,703,000.00	18.3%	\$0.00	\$6,244,487.20	\$9,303,698.00	100.0%
2006	\$8,661,281.00	\$851,469.40	\$3,700,000.00	42.7%	\$0.00	\$4,109,811.60	\$8,661,281.00	100.0%
2007	\$8,597,288.00	\$1,058,364.65	\$2,177,605.15	25.3%	\$0.00	\$5,361,318.20	\$8,597,288.00	100.0%
2008	\$8,236,705.00	\$1,474,270.35	\$2,389,467.99	29.0%	\$0.00	\$4,372,966.66	\$8,236,705.00	100.0%
2009	\$9,154,816.00	\$941,331.73	\$2,822,791.93	30.8%	\$0.00	\$3,911,313.26	\$7,675,436.92	83.8%
2010	\$9,063,132.00	\$906,313.20	\$0.00	0.0%	\$0.00	\$6,797,349.00	\$7,703,662.20	85.0%
2011	\$7,981,652.00	\$798,165.20	\$0.00	0.0%	\$0.00	\$4,685,312.16	\$5,483,477.36	68.7%
2012	\$4,452,630.00	\$445,263.00	\$0.00	0.0%	\$0.00	\$0.00	\$445,263.00	10.0%
Total	\$163,699,821.00	\$17,701,020.56	\$32,903,298.63	20.0%	\$0.00	\$103,751,111.29	\$154,355,430.48	94.2%



U.S. Department of Housing and Urban Development
 Office of Community Planning and Development
 Integrated Disbursement and Information System
 Status of HOME Grants
 SAN DIEGO

DATE: 09-21-12
 TIME: 11:32
 PAGE: 2

IDIS - PR27

Program Income (PI)

Fiscal Year	Program Income Receipts	Amount Committed to Activities	% Committed	Net Disbursed	Disbursed Pending Approval	Total Disbursed	% Disbursed
1992	\$0.00	\$0.00	0.0%	\$0.00	\$0.00	\$0.00	0.0%
1993	\$0.00	\$0.00	0.0%	\$0.00	\$0.00	\$0.00	0.0%
1994	\$0.00	\$0.00	0.0%	\$0.00	\$0.00	\$0.00	0.0%
1995	\$0.00	\$0.00	0.0%	\$0.00	\$0.00	\$0.00	0.0%
1996	\$821,973.99	\$821,973.99	100.0%	\$821,973.99	\$0.00	\$821,973.99	100.0%
1997	\$645,000.00	\$645,000.00	100.0%	\$645,000.00	\$0.00	\$645,000.00	100.0%
1998	\$345,258.41	\$345,258.41	100.0%	\$345,258.41	\$0.00	\$345,258.41	100.0%
1999	\$603,667.67	\$603,667.67	100.0%	\$603,667.67	\$0.00	\$603,667.67	100.0%
2000	\$935,324.53	\$935,324.53	100.0%	\$935,324.53	\$0.00	\$935,324.53	100.0%
2001	\$989,826.81	\$989,826.81	100.0%	\$989,826.81	\$0.00	\$989,826.81	100.0%
2002	\$2,551,184.54	\$2,551,184.54	100.0%	\$2,551,184.54	\$0.00	\$2,551,184.54	100.0%
2003	\$3,831,639.26	\$3,831,639.26	100.0%	\$3,831,639.26	\$0.00	\$3,831,639.26	100.0%
2004	\$6,672,260.44	\$6,672,260.44	100.0%	\$6,672,260.44	\$0.00	\$6,672,260.44	100.0%
2005	\$4,588,932.26	\$4,588,932.26	100.0%	\$4,588,932.26	\$0.00	\$4,588,932.26	100.0%
2006	\$2,378,177.06	\$2,378,177.06	100.0%	\$2,378,177.06	\$0.00	\$2,378,177.06	100.0%
2007	\$2,116,858.01	\$2,116,858.01	100.0%	\$2,116,858.01	\$0.00	\$2,116,858.01	100.0%
2008	\$6,565,225.47	\$6,565,225.47	100.0%	\$6,565,225.47	\$0.00	\$6,565,225.47	100.0%
2009	\$1,498,540.00	\$1,498,540.00	100.0%	\$1,498,540.00	\$0.00	\$1,498,540.00	100.0%
2010	\$2,595,059.84	\$2,573,670.48	99.1%	\$2,482,798.46	\$0.00	\$2,482,798.46	95.6%
2011	\$3,157,772.16	\$0.00	0.0%	\$0.00	\$0.00	\$0.00	0.0%
2012	\$0.00	\$0.00	0.0%	\$0.00	\$0.00	\$0.00	0.0%
Total	\$40,296,700.45	\$37,117,538.93	92.1%	\$37,026,666.91	\$0.00	\$37,026,666.91	91.8%



U.S. Department of Housing and Urban Development
 Office of Community Planning and Development
 Integrated Disbursement and Information System
 Status of HOME Grants
 SAN DIEGO

DATE: 09-21-12
 TIME: 11:32
 PAGE: 3

IDIS - PR27

Disbursements

(A) Fiscal Year	(B) Total Authorization	(C) Disbursed	(D) Returned	(E) Net Disbursed	(F) Disbursed Pending Approval	(G) Total Disbursed	(H) % Disb	(I) Grant Balance
1992	\$7,157,000.00	\$7,157,000.00	\$0.00	\$7,157,000.00	\$0.00	7,157,000.00	100.0%	\$0.00
1993	\$4,709,000.00	\$4,709,000.00	\$0.00	\$4,709,000.00	\$0.00	4,709,000.00	100.0%	\$0.00
1994	\$5,983,000.00	\$5,983,000.00	\$0.00	\$5,983,000.00	\$0.00	5,983,000.00	100.0%	\$0.00
1995	\$6,521,000.00	\$6,521,000.00	\$0.00	\$6,521,000.00	\$0.00	6,521,000.00	100.0%	\$0.00
1996	\$6,917,000.00	\$6,917,000.00	\$0.00	\$6,917,000.00	\$0.00	6,917,000.00	100.0%	\$0.00
1997	\$6,743,000.00	\$6,743,000.00	\$0.00	\$6,743,000.00	\$0.00	6,743,000.00	100.0%	\$0.00
1998	\$7,254,000.00	\$7,254,000.00	\$0.00	\$7,254,000.00	\$0.00	7,254,000.00	100.0%	\$0.00
1999	\$7,781,000.00	\$7,781,000.00	\$0.00	\$7,781,000.00	\$0.00	7,781,000.00	100.0%	\$0.00
2000	\$7,815,000.00	\$7,815,000.00	\$0.00	\$7,815,000.00	\$0.00	7,815,000.00	100.0%	\$0.00
2001	\$8,678,000.00	\$8,678,000.00	\$0.00	\$8,678,000.00	\$0.00	8,678,000.00	100.0%	\$0.00
2002	\$8,635,000.00	\$8,635,000.00	\$0.00	\$8,635,000.00	\$0.00	8,635,000.00	100.0%	\$0.00
2003	\$9,569,405.00	\$9,569,405.00	\$0.00	\$9,569,405.00	\$0.00	9,569,405.00	100.0%	\$0.00
2004	\$10,486,214.00	\$10,486,214.00	\$0.00	\$10,486,214.00	\$0.00	10,486,214.00	100.0%	\$0.00
2005	\$9,303,698.00	\$9,303,698.00	\$0.00	\$9,303,698.00	\$0.00	9,303,698.00	100.0%	\$0.00
2006	\$8,661,281.00	\$8,755,031.00	(\$93,750.00)	\$8,661,281.00	\$0.00	8,661,281.00	100.0%	\$0.00
2007	\$8,597,288.00	\$8,708,538.00	(\$111,250.00)	\$8,597,288.00	\$0.00	8,597,288.00	100.0%	\$0.00
2008	\$8,236,705.00	\$8,236,705.00	\$0.00	\$8,236,705.00	\$0.00	8,236,705.00	100.0%	\$0.00
2009	\$9,154,816.00	\$8,124,898.79	(\$348,999.51)	\$7,775,899.28	\$113,519.65	7,889,418.93	86.1%	\$1,265,397.07
2010	\$9,063,132.00	\$2,209,683.68	\$0.00	\$2,209,683.68	\$404,963.57	2,614,647.25	28.8%	\$6,448,484.75
2011	\$7,981,652.00	\$0.00	\$0.00	\$0.00	\$0.00	0.00	0.0%	\$7,981,652.00
2012	\$4,452,630.00	\$0.00	\$0.00	\$0.00	\$0.00	0.00	0.0%	\$4,452,630.00
Total	\$163,699,821.00	\$143,587,173.47	(\$553,999.51)	\$143,033,173.96	\$518,483.22	143,551,657.18	87.6%	\$20,148,163.82



U.S. Department of Housing and Urban Development
 Office of Community Planning and Development
 Integrated Disbursement and Information System
 Status of HOME Grants
 SAN DIEGO

DATE: 09-21-12
 TIME: 11:32
 PAGE: 4

IDIS - PR27

Home Activities Commitments/Disbursements

(A) Fiscal Year	(B) Authorized for Activities	(C) Amount Committed to Activities	(D) % Cmtd	(E) Disbursed	(F) Returned	(G) Net Disbursed	(H) % Net Disb	(I) Disbursed Pending Approval	(J) Total Disbursed	(K) % Disb
1992	\$6,441,300.00	\$6,441,300.00	100.0%	\$6,441,300.00	\$0.00	\$6,441,300.00	100.0%	\$0.00	\$6,441,300.00	100.0%
1993	\$4,238,100.00	\$4,238,100.00	100.0%	\$4,238,100.00	\$0.00	\$4,238,100.00	100.0%	\$0.00	\$4,238,100.00	100.0%
1994	\$5,384,700.00	\$5,384,700.00	100.0%	\$5,384,700.00	\$0.00	\$5,384,700.00	100.0%	\$0.00	\$5,384,700.00	100.0%
1995	\$5,868,900.00	\$5,868,900.00	100.0%	\$5,868,900.00	\$0.00	\$5,868,900.00	100.0%	\$0.00	\$5,868,900.00	100.0%
1996	\$6,225,300.00	\$6,225,300.00	100.0%	\$6,225,300.00	\$0.00	\$6,225,300.00	100.0%	\$0.00	\$6,225,300.00	100.0%
1997	\$6,068,700.00	\$6,068,700.00	100.0%	\$6,068,700.00	\$0.00	\$6,068,700.00	100.0%	\$0.00	\$6,068,700.00	100.0%
1998	\$6,528,600.00	\$6,528,600.00	100.0%	\$6,528,600.00	\$0.00	\$6,528,600.00	100.0%	\$0.00	\$6,528,600.00	100.0%
1999	\$6,982,818.60	\$6,982,818.60	100.0%	\$6,982,818.60	\$0.00	\$6,982,818.60	100.0%	\$0.00	\$6,982,818.60	100.0%
2000	\$6,957,292.97	\$6,957,292.97	100.0%	\$6,957,292.97	\$0.00	\$6,957,292.97	100.0%	\$0.00	\$6,957,292.97	100.0%
2001	\$7,810,200.00	\$7,810,200.00	100.0%	\$7,810,200.00	\$0.00	\$7,810,200.00	100.0%	\$0.00	\$7,810,200.00	100.0%
2002	\$7,771,500.00	\$7,771,500.00	100.0%	\$7,771,500.00	\$0.00	\$7,771,500.00	100.0%	\$0.00	\$7,771,500.00	100.0%
2003	\$8,612,464.50	\$8,612,464.50	100.0%	\$8,612,464.50	\$0.00	\$8,612,464.50	100.0%	\$0.00	\$8,612,464.50	100.0%
2004	\$9,489,110.70	\$9,489,110.70	100.0%	\$9,489,110.70	\$0.00	\$9,489,110.70	100.0%	\$0.00	\$9,489,110.70	100.0%
2005	\$7,947,487.20	\$7,947,487.20	100.0%	\$7,947,487.20	\$0.00	\$7,947,487.20	100.0%	\$0.00	\$7,947,487.20	100.0%
2006	\$7,809,811.60	\$7,809,811.60	100.0%	\$7,903,561.60	(\$93,750.00)	\$7,809,811.60	100.0%	\$0.00	\$7,809,811.60	100.0%
2007	\$7,538,923.35	\$7,538,923.35	100.0%	\$7,650,173.35	(\$111,250.00)	\$7,538,923.35	100.0%	\$0.00	\$7,538,923.35	100.0%
2008	\$6,762,434.65	\$6,762,434.65	100.0%	\$6,762,434.65	\$0.00	\$6,762,434.65	100.0%	\$0.00	\$6,762,434.65	100.0%
2009	\$8,213,484.27	\$6,734,105.19	81.9%	\$7,183,567.06	(\$348,999.51)	\$6,834,567.55	83.2%	\$113,519.65	\$6,948,087.20	84.5%
2010	\$8,156,818.80	\$6,797,349.00	83.3%	\$2,004,527.40	\$0.00	\$2,004,527.40	24.5%	\$404,963.57	\$2,409,490.97	29.5%
2011	\$7,183,486.80	\$4,685,312.16	65.2%	\$0.00	\$0.00	\$0.00	0.0%	\$0.00	\$0.00	0.0%
2012	\$4,007,367.00	\$0.00	0.0%	\$0.00	\$0.00	\$0.00	0.0%	\$0.00	\$0.00	0.0%
Total	\$145,998,800.44	\$136,654,409.92	93.5%	\$127,830,738.03	(\$553,999.51)	\$127,276,738.52	87.1%	\$518,483.22	\$127,795,221.74	87.5%



U.S. Department of Housing and Urban Development
 Office of Community Planning and Development
 Integrated Disbursement and Information System
 Status of HOME Grants
 SAN DIEGO

DATE: 09-21-12
 TIME: 11:32
 PAGE: 5

IDIS - PR27

Administrative Funds (AD)

Fiscal Year	Authorized Amount	Amount Authorized from PI	Amount Reserved	% Auth Rsvd	Balance to Reserve	Total Disbursed	% Rsvd Disb	Available to Disburse
1992	\$715,700.00	\$0.00	\$715,700.00	100.0%	\$0.00	\$715,700.00	100.0%	\$0.00
1993	\$470,900.00	\$0.00	\$470,900.00	100.0%	\$0.00	\$470,900.00	100.0%	\$0.00
1994	\$598,300.00	\$0.00	\$598,300.00	100.0%	\$0.00	\$598,300.00	100.0%	\$0.00
1995	\$652,100.00	\$0.00	\$652,100.00	100.0%	\$0.00	\$652,100.00	100.0%	\$0.00
1996	\$691,700.00	\$82,197.39	\$691,700.00	89.3%	\$0.00	\$691,700.00	100.0%	\$0.00
1997	\$674,300.00	\$64,500.00	\$674,300.00	91.2%	\$0.00	\$674,300.00	100.0%	\$0.00
1998	\$725,400.00	\$34,525.84	\$725,400.00	95.4%	\$0.00	\$725,400.00	100.0%	\$0.00
1999	\$778,100.00	\$60,366.76	\$798,181.40	95.1%	\$0.00	\$798,181.40	100.0%	\$0.00
2000	\$781,500.00	\$93,532.45	\$857,707.03	98.0%	\$0.00	\$857,707.03	100.0%	\$0.00
2001	\$966,782.68	\$98,982.68	\$867,800.00	81.4%	\$0.00	\$867,800.00	100.0%	\$0.00
2002	\$1,118,618.45	\$255,118.45	\$863,500.00	62.8%	\$0.00	\$863,500.00	100.0%	\$0.00
2003	\$1,340,104.43	\$383,163.92	\$956,940.50	55.5%	\$0.00	\$956,940.50	100.0%	\$0.00
2004	\$1,620,671.04	\$667,226.04	\$997,103.30	43.5%	\$0.00	\$997,103.30	100.0%	\$0.00
2005	\$1,359,886.33	\$458,893.22	\$1,356,210.80	74.5%	\$0.00	\$1,356,210.80	100.0%	\$0.00
2006	\$1,089,287.11	\$237,817.70	\$851,469.40	64.1%	\$0.00	\$851,469.40	100.0%	\$0.00
2007	\$1,056,755.90	\$211,685.80	\$968,364.65	76.3%	\$0.00	\$968,364.65	100.0%	\$0.00
2008	\$1,474,270.35	\$656,522.54	\$1,474,270.35	69.1%	\$0.00	\$1,474,270.35	100.0%	\$0.00
2009	\$1,065,335.60	\$149,854.00	\$941,331.73	77.4%	\$0.00	\$941,331.73	100.0%	\$0.00
2010	\$906,313.20	\$259,505.98	\$906,313.20	77.7%	\$259,505.98	\$205,156.28	22.6%	\$701,156.92
2011	\$798,165.20	\$315,777.21	\$798,165.20	71.6%	\$315,777.21	\$0.00	0.0%	\$798,165.20
2012	\$445,263.00	\$0.00	\$445,263.00	100.0%	\$0.00	\$0.00	0.0%	\$445,263.00
Total	\$19,329,453.29	\$4,029,669.98	\$17,611,020.56	75.3%	\$5,748,102.71	\$15,666,435.44	88.9%	\$1,944,585.12



U.S. Department of Housing and Urban Development
 Office of Community Planning and Development
 Integrated Disbursement and Information System
 Status of HOME Grants
 SAN DIEGO

DATE: 09-21-12
 TIME: 11:32
 PAGE: 6

IDIS - PR27

CHDO Operating Funds (CO)

Fiscal Year	Authorized Amount	Amount Reserved	% Auth Rsvd	Balance to Reserve	Total Disbursed	% Rsvd Disb	Available to Disburse
1992	\$0.00	\$0.00	0.0%	\$0.00	\$0.00	0.0%	\$0.00
1993	\$0.00	\$0.00	0.0%	\$0.00	\$0.00	0.0%	\$0.00
1994	\$0.00	\$0.00	0.0%	\$0.00	\$0.00	0.0%	\$0.00
1995	\$0.00	\$0.00	0.0%	\$0.00	\$0.00	0.0%	\$0.00
1996	\$0.00	\$0.00	0.0%	\$0.00	\$0.00	0.0%	\$0.00
1997	\$0.00	\$0.00	0.0%	\$0.00	\$0.00	0.0%	\$0.00
1998	\$0.00	\$0.00	0.0%	\$0.00	\$0.00	0.0%	\$0.00
1999	\$0.00	\$0.00	0.0%	\$0.00	\$0.00	0.0%	\$0.00
2000	\$0.00	\$0.00	0.0%	\$0.00	\$0.00	0.0%	\$0.00
2001	\$0.00	\$0.00	0.0%	\$0.00	\$0.00	0.0%	\$0.00
2002	\$0.00	\$0.00	0.0%	\$0.00	\$0.00	0.0%	\$0.00
2003	\$0.00	\$0.00	0.0%	\$0.00	\$0.00	0.0%	\$0.00
2004	\$0.00	\$0.00	0.0%	\$0.00	\$0.00	0.0%	\$0.00
2005	\$0.00	\$0.00	0.0%	\$0.00	\$0.00	0.0%	\$0.00
2006	\$0.00	\$0.00	0.0%	\$0.00	\$0.00	0.0%	\$0.00
2007	\$422,535.05	\$90,000.00	21.3%	\$332,535.05	\$90,000.00	100.0%	\$0.00
2008	\$0.00	\$0.00	0.0%	\$0.00	\$0.00	0.0%	\$0.00
2009	\$0.00	\$0.00	0.0%	\$0.00	\$0.00	0.0%	\$0.00
2010	\$0.00	\$0.00	0.0%	\$0.00	\$0.00	0.0%	\$0.00
2011	\$0.00	\$0.00	0.0%	\$0.00	\$0.00	0.0%	\$0.00
2012	\$0.00	\$0.00	0.0%	\$0.00	\$0.00	0.0%	\$0.00
Total	\$422,535.05	\$90,000.00	21.3%	\$332,535.05	\$90,000.00	100.0%	\$0.00



U.S. Department of Housing and Urban Development
 Office of Community Planning and Development
 Integrated Disbursement and Information System
 Status of HOME Grants
 SAN DIEGO

DATE: 09-21-12
 TIME: 11:32
 PAGE: 7

IDIS - PR27

CHDO Funds (CR)

Fiscal Year	CHDO Requirement	Authorized Amount	Amount Reserved to CHDOS	% Req Rsvd	Unreserved CHDO Amount	Funds Committed to Activities	% Rsvd Cmtd	Balance to Commit	Total Disbursed	% Disb	Available to Disburse
1992	\$1,073,550.00	\$1,077,882.50	\$1,077,882.50	100.4%	\$0.00	\$1,077,882.50	100.0%	\$0.00	\$1,077,882.50	100.0%	\$0.00
1993	\$706,350.00	\$1,150,000.00	\$1,150,000.00	162.8%	\$0.00	\$1,150,000.00	100.0%	\$0.00	\$1,150,000.00	100.0%	\$0.00
1994	\$897,450.00	\$1,103,331.06	\$1,103,331.06	122.9%	\$0.00	\$1,103,331.06	100.0%	\$0.00	\$1,103,331.06	100.0%	\$0.00
1995	\$978,150.00	\$2,565,839.00	\$2,565,839.00	262.3%	\$0.00	\$2,565,839.00	100.0%	\$0.00	\$2,565,839.00	100.0%	\$0.00
1996	\$1,037,550.00	\$1,037,550.00	\$1,037,550.00	100.0%	\$0.00	\$1,037,550.00	100.0%	\$0.00	\$1,037,550.00	100.0%	\$0.00
1997	\$1,011,450.00	\$1,011,450.00	\$1,011,450.00	100.0%	\$0.00	\$1,011,450.00	100.0%	\$0.00	\$1,011,450.00	100.0%	\$0.00
1998	\$1,088,100.00	\$1,088,100.00	\$1,088,100.00	100.0%	\$0.00	\$1,088,100.00	100.0%	\$0.00	\$1,088,100.00	100.0%	\$0.00
1999	\$1,167,150.00	\$1,167,150.00	\$1,167,150.00	100.0%	\$0.00	\$1,167,150.00	100.0%	\$0.00	\$1,167,150.00	100.0%	\$0.00
2000	\$1,172,250.00	\$1,172,250.00	\$1,172,250.00	100.0%	\$0.00	\$1,172,250.00	100.0%	\$0.00	\$1,172,250.00	100.0%	\$0.00
2001	\$1,301,700.00	\$1,301,700.00	\$1,301,700.00	100.0%	\$0.00	\$1,301,700.00	100.0%	\$0.00	\$1,301,700.00	100.0%	\$0.00
2002	\$1,295,250.00	\$1,295,250.00	\$1,295,250.00	100.0%	\$0.00	\$1,295,250.00	100.0%	\$0.00	\$1,295,250.00	100.0%	\$0.00
2003	\$1,435,410.75	\$1,435,410.75	\$1,435,410.75	100.0%	\$0.00	\$1,435,410.75	100.0%	\$0.00	\$1,435,410.75	100.0%	\$0.00
2004	\$1,430,167.50	\$4,704,520.25	\$4,704,520.25	328.9%	\$0.00	\$4,704,520.25	100.0%	\$0.00	\$4,704,520.25	100.0%	\$0.00
2005	\$1,351,489.65	\$1,703,000.00	\$1,703,000.00	126.0%	\$0.00	\$1,703,000.00	100.0%	\$0.00	\$1,703,000.00	100.0%	\$0.00
2006	\$1,277,204.10	\$3,700,000.00	\$3,700,000.00	289.6%	\$0.00	\$3,700,000.00	100.0%	\$0.00	\$3,700,000.00	100.0%	\$0.00
2007	\$1,267,605.15	\$2,177,605.15	\$2,167,605.15	171.7%	\$0.00	\$2,167,605.15	100.0%	\$0.00	\$2,167,605.15	100.0%	\$0.00
2008	\$1,226,621.70	\$2,389,467.99	\$2,389,467.99	194.8%	\$0.00	\$2,389,467.99	100.0%	\$0.00	\$2,389,467.99	100.0%	\$0.00
2009	\$1,373,222.40	\$4,088,189.00	\$2,822,791.93	205.5%	\$1,265,397.07	\$2,822,791.93	100.0%	\$0.00	\$2,822,791.93	100.0%	\$0.00
2010	\$1,359,469.80	\$1,359,469.80	\$0.00	0.0%	\$1,359,469.80	\$0.00	0.0%	\$0.00	\$0.00	0.0%	\$0.00
2011	\$1,197,247.80	\$1,197,247.80	\$0.00	0.0%	\$1,197,247.80	\$0.00	0.0%	\$0.00	\$0.00	0.0%	\$0.00
2012	\$667,894.50	\$667,894.50	\$0.00	0.0%	\$667,894.50	\$0.00	0.0%	\$0.00	\$0.00	0.0%	\$0.00
Total	\$24,315,283.35	\$37,393,307.80	\$32,893,298.63	135.3%	\$4,490,009.17	\$32,893,298.63	100.0%	\$0.00	\$32,893,298.63	100.0%	\$0.00



U.S. Department of Housing and Urban Development
 Office of Community Planning and Development
 Integrated Disbursement and Information System
 Status of HOME Grants
 SAN DIEGO

DATE: 09-21-12
 TIME: 11:32
 PAGE: 8

IDIS - PR27

CHDO Loans (CL)

Fiscal Year	Amount Authorized	Amount Reserved	Amount Committed	% Auth Cmtd	Balance to Commit	Total Disbursed	% Disb	Balance to Disburse
1992	\$0.00	\$0.00	\$0.00	0.0%	\$0.00	\$0.00	0.0%	\$0.00
1993	\$0.00	\$0.00	\$0.00	0.0%	\$0.00	\$0.00	0.0%	\$0.00
1994	\$0.00	\$0.00	\$0.00	0.0%	\$0.00	\$0.00	0.0%	\$0.00
1995	\$0.00	\$0.00	\$0.00	0.0%	\$0.00	\$0.00	0.0%	\$0.00
1996	\$0.00	\$0.00	\$0.00	0.0%	\$0.00	\$0.00	0.0%	\$0.00
1997	\$0.00	\$0.00	\$0.00	0.0%	\$0.00	\$0.00	0.0%	\$0.00
1998	\$0.00	\$0.00	\$0.00	0.0%	\$0.00	\$0.00	0.0%	\$0.00
1999	\$0.00	\$0.00	\$0.00	0.0%	\$0.00	\$0.00	0.0%	\$0.00
2000	\$0.00	\$0.00	\$0.00	0.0%	\$0.00	\$0.00	0.0%	\$0.00
2001	\$0.00	\$0.00	\$0.00	0.0%	\$0.00	\$0.00	0.0%	\$0.00
2002	\$0.00	\$0.00	\$0.00	0.0%	\$0.00	\$0.00	0.0%	\$0.00
2003	\$0.00	\$0.00	\$0.00	0.0%	\$0.00	\$0.00	0.0%	\$0.00
2004	\$0.00	\$0.00	\$0.00	0.0%	\$0.00	\$0.00	0.0%	\$0.00
2005	\$0.00	\$0.00	\$0.00	0.0%	\$0.00	\$0.00	0.0%	\$0.00
2006	\$0.00	\$0.00	\$0.00	0.0%	\$0.00	\$0.00	0.0%	\$0.00
2007	\$1,000.00	\$10,000.00	\$10,000.00	100.0%	\$0.00	\$10,000.00	100.0%	\$0.00
2008	\$0.00	\$0.00	\$0.00	0.0%	\$0.00	\$0.00	0.0%	\$0.00
2009	\$0.00	\$0.00	\$0.00	0.0%	\$0.00	\$0.00	0.0%	\$0.00
2010	\$0.00	\$0.00	\$0.00	0.0%	\$0.00	\$0.00	0.0%	\$0.00
2011	\$0.00	\$0.00	\$0.00	0.0%	\$0.00	\$0.00	0.0%	\$0.00
2012	\$0.00	\$0.00	\$0.00	0.0%	\$0.00	\$0.00	0.0%	\$0.00
Total	\$1,000.00	\$10,000.00	\$10,000.00	100.0%	\$0.00	\$10,000.00	100.0%	\$0.00



U.S. Department of Housing and Urban Development
 Office of Community Planning and Development
 Integrated Disbursement and Information System
 Status of HOME Grants
 SAN DIEGO

DATE: 09-21-12
 TIME: 11:32
 PAGE: 9

IDIS - PR27

CHDO Capacity (CC)

Fiscal Year	Authorized Amount	Amount Reserved	Amount Committed	% Auth Cmtd	Balance to Commit	Total Disbursed	% Disb	Balance to Disburse
1992	\$0.00	\$0.00	\$0.00	0.0%	\$0.00	\$0.00	0.0%	\$0.00
1993	\$0.00	\$0.00	\$0.00	0.0%	\$0.00	\$0.00	0.0%	\$0.00
1994	\$0.00	\$0.00	\$0.00	0.0%	\$0.00	\$0.00	0.0%	\$0.00
1995	\$0.00	\$0.00	\$0.00	0.0%	\$0.00	\$0.00	0.0%	\$0.00
1996	\$0.00	\$0.00	\$0.00	0.0%	\$0.00	\$0.00	0.0%	\$0.00
1997	\$0.00	\$0.00	\$0.00	0.0%	\$0.00	\$0.00	0.0%	\$0.00
1998	\$0.00	\$0.00	\$0.00	0.0%	\$0.00	\$0.00	0.0%	\$0.00
1999	\$0.00	\$0.00	\$0.00	0.0%	\$0.00	\$0.00	0.0%	\$0.00
2000	\$0.00	\$0.00	\$0.00	0.0%	\$0.00	\$0.00	0.0%	\$0.00
2001	\$0.00	\$0.00	\$0.00	0.0%	\$0.00	\$0.00	0.0%	\$0.00
2002	\$0.00	\$0.00	\$0.00	0.0%	\$0.00	\$0.00	0.0%	\$0.00
2003	\$0.00	\$0.00	\$0.00	0.0%	\$0.00	\$0.00	0.0%	\$0.00
2004	\$0.00	\$0.00	\$0.00	0.0%	\$0.00	\$0.00	0.0%	\$0.00
2005	\$0.00	\$0.00	\$0.00	0.0%	\$0.00	\$0.00	0.0%	\$0.00
2006	\$0.00	\$0.00	\$0.00	0.0%	\$0.00	\$0.00	0.0%	\$0.00
2007	\$0.00	\$0.00	\$0.00	0.0%	\$0.00	\$0.00	0.0%	\$0.00
2008	\$0.00	\$0.00	\$0.00	0.0%	\$0.00	\$0.00	0.0%	\$0.00
2009	\$0.00	\$0.00	\$0.00	0.0%	\$0.00	\$0.00	0.0%	\$0.00
2010	\$0.00	\$0.00	\$0.00	0.0%	\$0.00	\$0.00	0.0%	\$0.00
2011	\$0.00	\$0.00	\$0.00	0.0%	\$0.00	\$0.00	0.0%	\$0.00
2012	\$0.00	\$0.00	\$0.00	0.0%	\$0.00	\$0.00	0.0%	\$0.00
Total	\$0.00	\$0.00	\$0.00	0.0%	\$0.00	\$0.00	0.0%	\$0.00



U.S. Department of Housing and Urban Development
 Office of Community Planning and Development
 Integrated Disbursement and Information System
 Status of HOME Grants
 SAN DIEGO

DATE: 09-21-12
 TIME: 11:32
 PAGE: 10

IDIS - PR27

Reservations to State Recipients and Sub-recipients (SU)

Fiscal Year	Amount Reserved to Other Entities	Amount Committed	% Rsvd Cmtd	Balance to Commit	Total Disbursed	% Disb	Available to Disburse
1992	\$0.00	\$0.00	0.0%	\$0.00	\$0.00	0.0%	\$0.00
1993	\$0.00	\$0.00	0.0%	\$0.00	\$0.00	0.0%	\$0.00
1994	\$0.00	\$0.00	0.0%	\$0.00	\$0.00	0.0%	\$0.00
1995	\$0.00	\$0.00	0.0%	\$0.00	\$0.00	0.0%	\$0.00
1996	\$0.00	\$0.00	0.0%	\$0.00	\$0.00	0.0%	\$0.00
1997	\$0.00	\$0.00	0.0%	\$0.00	\$0.00	0.0%	\$0.00
1998	\$0.00	\$0.00	0.0%	\$0.00	\$0.00	0.0%	\$0.00
1999	\$0.00	\$0.00	0.0%	\$0.00	\$0.00	0.0%	\$0.00
2000	\$0.00	\$0.00	0.0%	\$0.00	\$0.00	0.0%	\$0.00
2001	\$0.00	\$0.00	0.0%	\$0.00	\$0.00	0.0%	\$0.00
2002	\$0.00	\$0.00	0.0%	\$0.00	\$0.00	0.0%	\$0.00
2003	\$0.00	\$0.00	0.0%	\$0.00	\$0.00	0.0%	\$0.00
2004	\$0.00	\$0.00	0.0%	\$0.00	\$0.00	0.0%	\$0.00
2005	\$0.00	\$0.00	0.0%	\$0.00	\$0.00	0.0%	\$0.00
2006	\$0.00	\$0.00	0.0%	\$0.00	\$0.00	0.0%	\$0.00
2007	\$0.00	\$0.00	0.0%	\$0.00	\$0.00	0.0%	\$0.00
2008	\$0.00	\$0.00	0.0%	\$0.00	\$0.00	0.0%	\$0.00
2009	\$0.00	\$0.00	0.0%	\$0.00	\$0.00	0.0%	\$0.00
2010	\$0.00	\$0.00	0.0%	\$0.00	\$0.00	0.0%	\$0.00
2011	\$0.00	\$0.00	0.0%	\$0.00	\$0.00	0.0%	\$0.00
2012	\$0.00	\$0.00	0.0%	\$0.00	\$0.00	0.0%	\$0.00
Total	\$0.00	\$0.00	0.0%	\$0.00	\$0.00	0.0%	\$0.00



U.S. Department of Housing and Urban Development
 Office of Community Planning and Development
 Integrated Disbursement and Information System
 Status of HOME Grants
 SAN DIEGO

DATE: 09-21-12
 TIME: 11:32
 PAGE: 11

IDIS - PR27

Total Program Funds

(A) Fiscal Year	(B) Total Authorization	(C) Program Income Amount	(D) Committed Amount	(E) Net Disbursed for Activities	(F) Net Disbursed for Admin/OP	(G) Net Disbursed	(H) Disbursed Pending Approval	(I) Total Disbursed	(J) Available to Disburse
1992	\$7,157,000.00	\$0.00	\$6,441,300.00	\$6,441,300.00	\$715,700.00	\$7,157,000.00	\$0.00	\$7,157,000.00	\$0.00
1993	\$4,709,000.00	\$0.00	\$4,238,100.00	\$4,238,100.00	\$470,900.00	\$4,709,000.00	\$0.00	\$4,709,000.00	\$0.00
1994	\$5,983,000.00	\$0.00	\$5,384,700.00	\$5,384,700.00	\$598,300.00	\$5,983,000.00	\$0.00	\$5,983,000.00	\$0.00
1995	\$6,521,000.00	\$0.00	\$5,868,900.00	\$5,868,900.00	\$652,100.00	\$6,521,000.00	\$0.00	\$6,521,000.00	\$0.00
1996	\$6,917,000.00	\$821,973.99	\$7,047,273.99	\$7,047,273.99	\$691,700.00	\$7,738,973.99	\$0.00	\$7,738,973.99	\$0.00
1997	\$6,743,000.00	\$645,000.00	\$6,713,700.00	\$6,713,700.00	\$674,300.00	\$7,388,000.00	\$0.00	\$7,388,000.00	\$0.00
1998	\$7,254,000.00	\$345,258.41	\$6,873,858.41	\$6,873,858.41	\$725,400.00	\$7,599,258.41	\$0.00	\$7,599,258.41	\$0.00
1999	\$7,781,000.00	\$603,667.67	\$7,586,486.27	\$7,586,486.27	\$798,181.40	\$8,384,667.67	\$0.00	\$8,384,667.67	\$0.00
2000	\$7,815,000.00	\$935,324.53	\$7,892,617.50	\$7,892,617.50	\$857,707.03	\$8,750,324.53	\$0.00	\$8,750,324.53	\$0.00
2001	\$8,678,000.00	\$989,826.81	\$8,800,026.81	\$8,800,026.81	\$867,800.00	\$9,667,826.81	\$0.00	\$9,667,826.81	\$0.00
2002	\$8,635,000.00	\$2,551,184.54	\$10,322,684.54	\$10,322,684.54	\$863,500.00	\$11,186,184.54	\$0.00	\$11,186,184.54	\$0.00
2003	\$9,569,405.00	\$3,831,639.26	\$12,444,103.76	\$12,444,103.76	\$956,940.50	\$13,401,044.26	\$0.00	\$13,401,044.26	\$0.00
2004	\$10,486,214.00	\$6,672,260.44	\$16,161,371.14	\$16,161,371.14	\$997,103.30	\$17,158,474.44	\$0.00	\$17,158,474.44	\$0.00
2005	\$9,303,698.00	\$4,588,932.26	\$12,536,419.46	\$12,536,419.46	\$1,356,210.80	\$13,892,630.26	\$0.00	\$13,892,630.26	\$0.00
2006	\$8,661,281.00	\$2,378,177.06	\$10,187,988.66	\$10,187,988.66	\$851,469.40	\$11,039,458.06	\$0.00	\$11,039,458.06	\$0.00
2007	\$8,597,288.00	\$2,116,858.01	\$9,655,781.36	\$9,655,781.36	\$1,058,364.65	\$10,714,146.01	\$0.00	\$10,714,146.01	\$0.00
2008	\$8,236,705.00	\$6,565,225.47	\$13,327,660.12	\$13,327,660.12	\$1,474,270.35	\$14,801,930.47	\$0.00	\$14,801,930.47	\$0.00
2009	\$9,154,816.00	\$1,498,540.00	\$8,232,645.19	\$8,333,107.55	\$941,331.73	\$9,274,439.28	\$113,519.65	\$9,387,958.93	\$1,265,397.07
2010	\$9,063,132.00	\$2,595,059.84	\$9,371,019.48	\$4,487,325.86	\$205,156.28	\$4,692,482.14	\$404,963.57	\$5,097,445.71	\$6,560,746.13
2011	\$7,981,652.00	\$3,157,772.16	\$4,685,312.16	\$0.00	\$0.00	\$0.00	\$0.00	\$0.00	\$11,139,424.16
2012	\$4,452,630.00	\$0.00	\$0.00	\$0.00	\$0.00	\$0.00	\$0.00	\$0.00	\$4,452,630.00
Total	\$163,699,821.00	\$40,296,700.45	\$173,771,948.85	\$164,303,405.43	\$15,756,435.44	\$180,059,840.87	\$518,483.22	\$180,578,324.09	\$23,418,197.36



U.S. Department of Housing and Urban Development
 Office of Community Planning and Development
 Integrated Disbursement and Information System
 Status of HOME Grants
 SAN DIEGO

DATE: 09-21-12
 TIME: 11:32
 PAGE: 12

IDIS - PR27

Total Program Percent

(A) Fiscal Year	(B) Total Authorization	(C) Program Income Amount	(D) % Committed for Activities	(E) % Disb for Activities	(F) % Disb for Admin/OP	(G) % Net Disbursed	(H) % Disbursed Pending Approval	(I) % Total Disbursed	(J) % Available to Disburse
1992	\$7,157,000.00	\$0.00	90.0%	90.0%	10.0%	100.0%	0.0%	100.0%	0.0%
1993	\$4,709,000.00	\$0.00	90.0%	90.0%	10.0%	100.0%	0.0%	100.0%	0.0%
1994	\$5,983,000.00	\$0.00	90.0%	90.0%	10.0%	100.0%	0.0%	100.0%	0.0%
1995	\$6,521,000.00	\$0.00	90.0%	90.0%	10.0%	100.0%	0.0%	100.0%	0.0%
1996	\$6,917,000.00	\$821,973.99	101.8%	91.0%	8.9%	100.0%	0.0%	100.0%	0.0%
1997	\$6,743,000.00	\$645,000.00	99.5%	90.8%	9.1%	100.0%	0.0%	100.0%	0.0%
1998	\$7,254,000.00	\$345,258.41	94.7%	90.4%	9.5%	100.0%	0.0%	100.0%	0.0%
1999	\$7,781,000.00	\$603,667.67	97.5%	90.4%	9.5%	100.0%	0.0%	100.0%	0.0%
2000	\$7,815,000.00	\$935,324.53	100.9%	90.1%	9.8%	100.0%	0.0%	100.0%	0.0%
2001	\$8,678,000.00	\$989,826.81	101.4%	91.0%	8.9%	100.0%	0.0%	100.0%	0.0%
2002	\$8,635,000.00	\$2,551,184.54	119.5%	92.2%	7.7%	100.0%	0.0%	100.0%	0.0%
2003	\$9,569,405.00	\$3,831,639.26	130.0%	92.8%	7.1%	100.0%	0.0%	100.0%	0.0%
2004	\$10,486,214.00	\$6,672,260.44	154.1%	94.1%	5.8%	100.0%	0.0%	100.0%	0.0%
2005	\$9,303,698.00	\$4,588,932.26	134.7%	90.2%	9.7%	100.0%	0.0%	100.0%	0.0%
2006	\$8,661,281.00	\$2,378,177.06	117.6%	92.2%	7.7%	100.0%	0.0%	100.0%	0.0%
2007	\$8,597,288.00	\$2,116,858.01	112.3%	90.1%	9.8%	100.0%	0.0%	100.0%	0.0%
2008	\$8,236,705.00	\$6,565,225.47	161.8%	90.0%	9.9%	100.0%	0.0%	100.0%	0.0%
2009	\$9,154,816.00	\$1,498,540.00	89.9%	78.2%	8.8%	87.0%	1.0%	88.1%	11.8%
2010	\$9,063,132.00	\$2,595,059.84	103.3%	38.4%	1.7%	40.2%	3.4%	43.7%	56.2%
2011	\$7,981,652.00	\$3,157,772.16	58.7%	0.0%	0.0%	0.0%	0.0%	0.0%	100.0%
2012	\$4,452,630.00	\$0.00	0.0%	0.0%	0.0%	0.0%	0.0%	0.0%	100.0%
Total	\$163,699,821.00	\$40,296,700.45	106.1%	80.5%	7.7%	88.2%	0.2%	88.5%	11.4%



Program Year 2011 Funds

2011 CDBG Allocation \$13,602,765.00
 Program Income Received During Program Year 2011 \$2,068,960.75

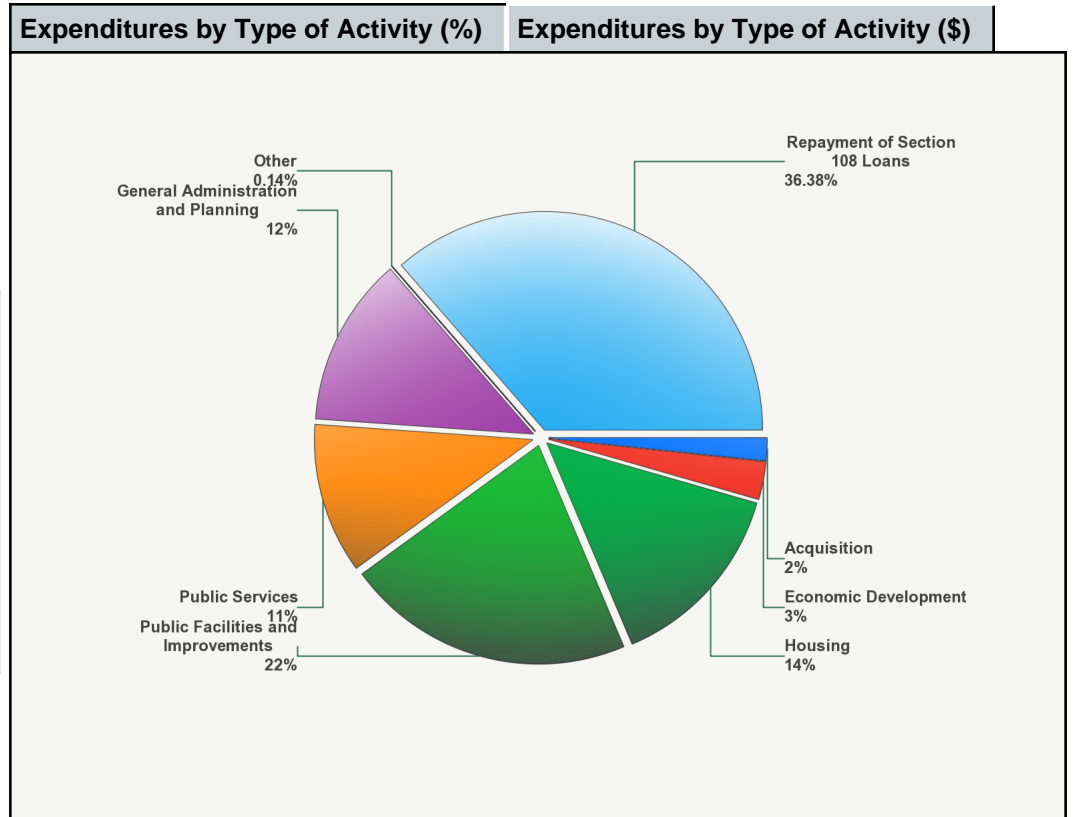
Total Available¹ \$15,671,725.75

Expenditures²

Type of Activity	Expenditure	Percentage
Acquisition	\$355,000.00	1.56%
Economic Development	\$679,873.69	2.99%
Housing	\$3,181,204.93	13.98%
Public Facilities and Improvements	\$4,912,575.13	21.59%
Public Services	\$2,506,070.13	11.01%
General Administration and Planning	\$2,809,142.00	12.35%
Other	\$32,312.29	0.14%
Repayment of Section 108 Loans	\$8,278,134.13	36.38%
Total	\$22,754,312.30	100.00%

Timeliness

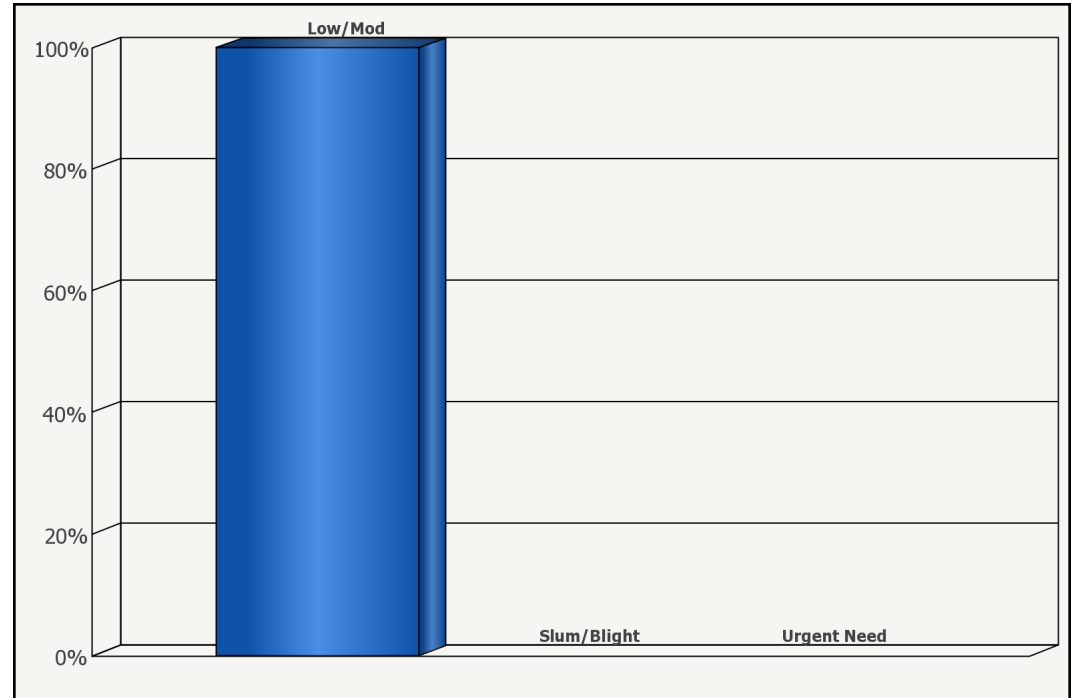
Timeliness Ratio - unexpended funds as percent of 2011 allocation 1.17





Program Targeting

1 -Percentage of Expenditures Assisting Low- and Moderate-Income Persons and Households Either Directly or On an Area Basis ³	100.00%
2 -Percentage of Expenditures That Benefit Low/Mod Income Areas	13.95%
3 -Percentage of Expenditures That Aid in The Prevention or Elimination of Slum or Blight	0.00%
4 -Percentage of Expenditures Addressing Urgent Needs	0.00%
5 -Funds Expended in Neighborhood (Community For State) Revitalization Strategy Areas and by Community Development Financial Institution.	\$0.00
6 -Percentage of Funds Expended in Neighborhood (Community For State) Revitalization Strategy Areas and by Community Development Financial Institution	0.00%



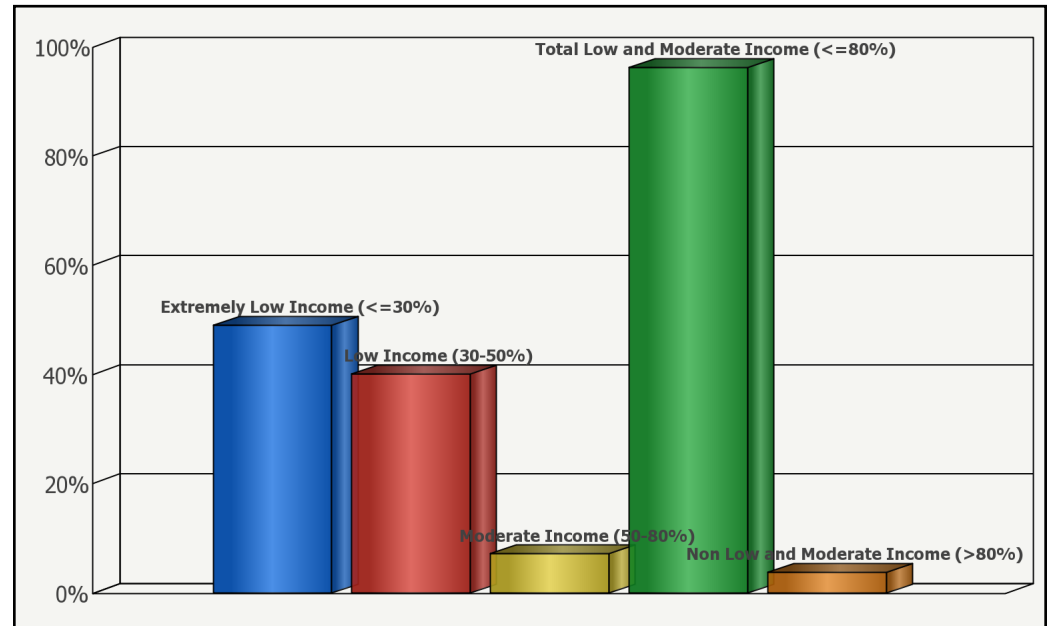


CDBG Beneficiaries by Racial/Ethnic Category⁴

Race	Total	Hispanic
White	50.05%	67.74%
Black/African American	18.54%	1.42%
Asian	7.81%	0.19%
American Indian/Alaskan Native	0.51%	0.25%
Native Hawaiian/Other Pacific Islander	5.43%	0.13%
American Indian/Alaskan Native & White	0.13%	0.10%
Asian & White	0.30%	0.02%
Black/African American & White	0.38%	0.16%
Amer. Indian/Alaskan Native & Black/African Amer.	0.06%	0.00%
Other multi-racial	16.78%	29.99%
Asian/Pacific Islander (valid until 03-31-04)	0.00%	0.00%
Hispanic (valid until 03-31-04)	0.00%	0.00%

Income of CDBG Beneficiaries

Income Level	Percentage
Extremely Low Income (<=30%)	48.98%
Low Income (30-50%)	40.11%
Moderate Income (50-80%)	7.15%
Total Low and Moderate Income (<=80%)	96.25%
Non Low and Moderate Income (>80%)	3.75%





U.S. Department of Housing and Urban Development
Office of Community Planning and Development
Integrated Disbursement and Information System
CDBG Community Development Block Grant Performance Profile
PR54 - SAN DIEGO,CA
Program Year From 07-01-2011 To 06-30-2012

DATE: 09-21-12
TIME: 11:34
PAGE: 4

Accomplishment	Number
Actual Jobs Created or Retained	0
Households Receiving Housing Assistance	1,120
Persons Assisted Directly, Primarily By Public Services and Public Facilities	238,222
Persons for Whom Services and Facilities were Available	237,956 ⁵
Units Rehabilitated-Single Units	1,004
Units Rehabilitated-Multi Unit Housing	31

Funds Leveraged for Activities Completed \$11,014,382.48

Notes

1 Also, additional funds may have been available from prior years.

2 The return of grant funds is not reflected in these expenditures.

3 Derived by dividing annual expenditures for low-and moderate-income activities by the total expenditures for all activities (excluding planning and administration, except when State planning activities have a national objective) during the program year.

4 For entitlement communities, these data are only for those activities that directly benefit low- and moderate-income persons or households. They do not include data for activities that provide assistance to low- and moderate-income persons on an area basis, activities that aid in the prevention and elimination of slums and blight, and activities that address urgent needs. For states, these data are reported for all activities that benefit low- and moderate-income persons or households, aid in the prevention and elimination of slums and blight, and address urgent needs.

5 This number represents the total number of persons/households for whom services/facilities were available for [in many cases] multiple area benefit activities as reported by grantees. A service or facility meeting the national objective of benefiting low- and moderate-income persons on an area basis is available to all residents of the area served by the activity. If one or more activities had the same or overlapping service areas, the number of persons served by each activity was used to calculate the total number served; e.g., if two activities providing different services had the same service area, the number of persons in the service area would be counted twice; once for each activity.



Program Funds

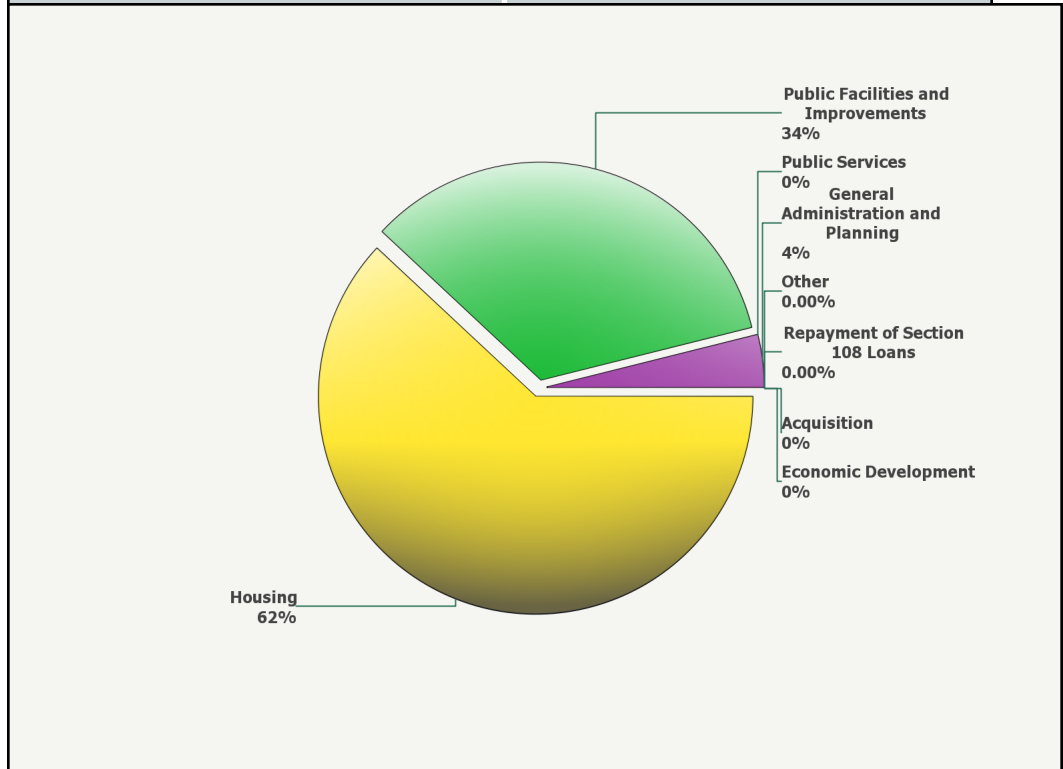
CDBG-R Allocation \$4,033,900.00
 Program Income Received \$0.00

Total Available¹ \$4,033,900.00

Expenditures²

Type of Activity	Expenditure	Percentage
Acquisition	\$0.00	0.00%
Economic Development	\$0.00	0.00%
Housing	\$2,474,359.40	61.98%
Public Facilities and Improvements	\$1,366,015.63	34.22%
Public Services	\$0.00	0.00%
General Administration and Planning	\$151,630.60	3.80%
Other	\$0.00	0.00%
Repayment of Section 108 Loans	\$0.00	0.00%
Total	\$3,992,005.63	100.00%

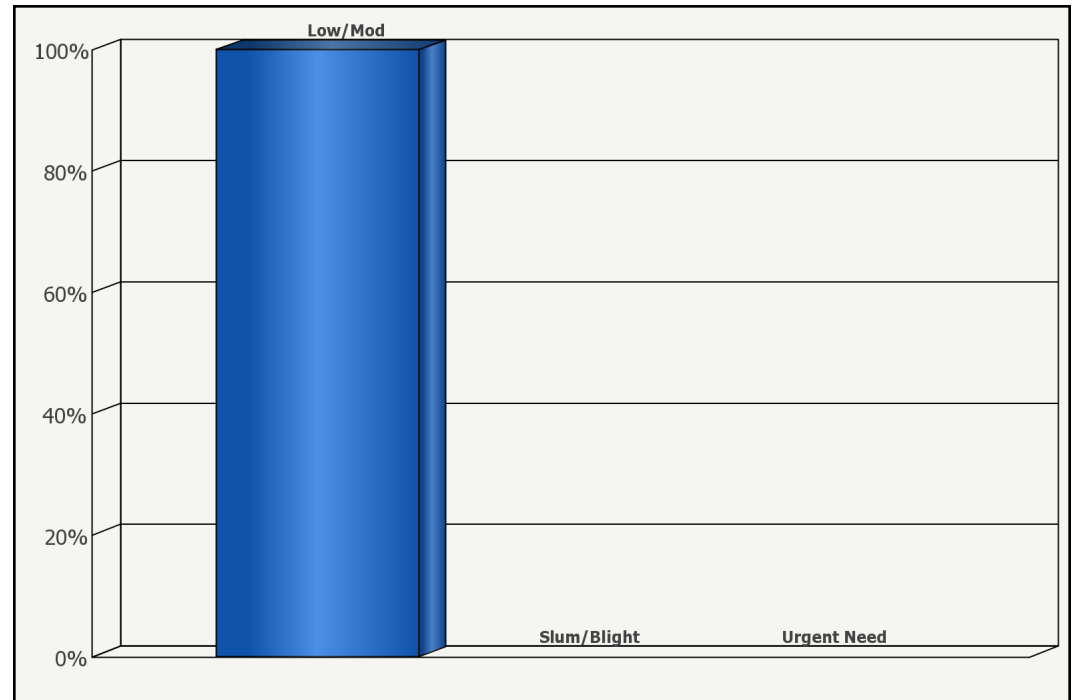
Expenditures by Type of Activity (%) Expenditures by Type of Activity (\$)





Program Targeting

1 -Percentage of Expenditures Assisting Low- and Moderate-Income Persons and Households Either Directly or On an Area Basis	100.00%
2 -Percentage of Expenditures That Benefit Low/Mod Income Areas	24.84%
3 -Percentage of Expenditures That Aid in The Prevention or Elimination of Slum or Blight	0.00%
4 -Percentage of Expenditures Addressing Urgent Needs	0.00%
5 -Funds Expended in Neighborhood (Community for State) Revitalization Strategy Areas and by Community Development Financial Institution.	\$0.00
6 -Percentage of Funds Expended in Neighborhood (Community for State) Revitalization Strategy Areas and by Community Development Financial Institution	0.00%



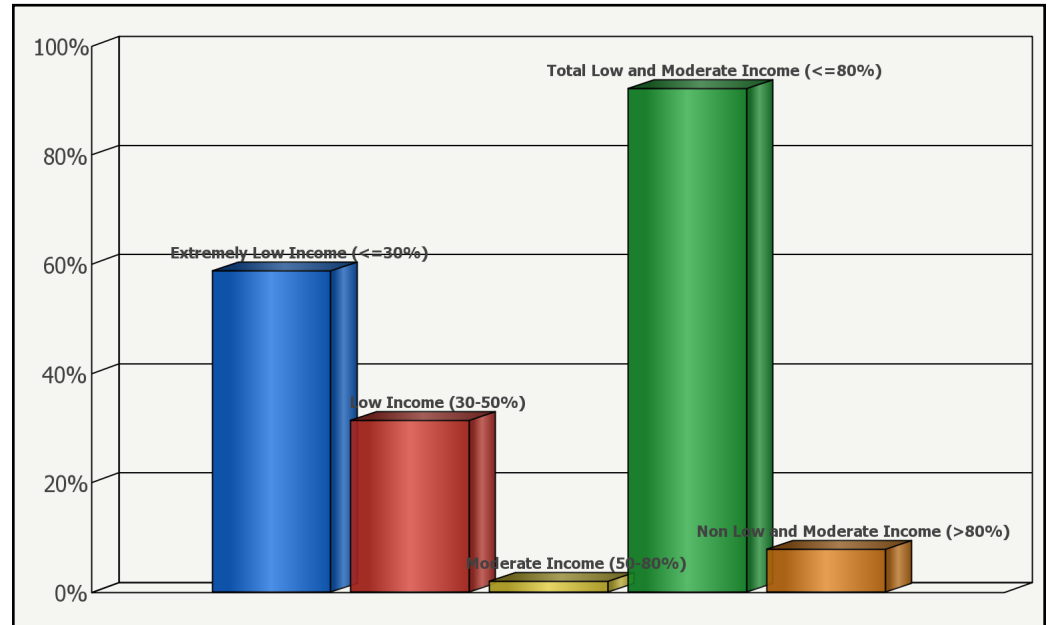


CDBG-R Beneficiaries by Racial/Ethnic Category⁴

Race	Total	Hispanic
White	25.49%	37.50%
Black/African American	41.18%	12.50%
Asian	3.92%	0.00%
American Indian/Alaskan Native	0.00%	0.00%
Native Hawaiian/Other Pacific Islander	0.00%	0.00%
American Indian/Alaskan Native & White	0.00%	0.00%
Asian & White	0.00%	0.00%
Black/African American & White	0.00%	0.00%
Amer. Indian/Alaskan Native & Black/African Amer.	0.00%	0.00%
Other multi-racial	29.41%	50.00%
Asian/Pacific Islander (valid until 03-31-04)	0.00%	0.00%
Hispanic (valid until 03-31-04)	0.00%	0.00%

Income of CDBG-R Beneficiaries

Income Level	Percentage
Extremely Low Income (<=30%)	58.82%
Low Income (30-50%)	31.37%
Moderate Income (50-80%)	1.96%
Total Low and Moderate Income (<=80%)	92.16%
Non Low and Moderate Income (>80%)	7.84%





Program Accomplishments

Accomplishment	Number
Actual Jobs Created or Retained	0
Households Receiving Housing Assistance	51
Persons Assisted Directly, Primarily By Public Services and Public Facilities	0
Persons for Whom Services and Facilities were Available	0 ⁵
Units Rehabilitated-Single Units	0
Units Rehabilitated-Multi Unit Housing	51

Funds Leveraged for Activities Completed \$0.00

Notes

1 Also, additional funds may have been available from prior years.

2 The return of grant funds is not reflected in these expenditures.

3 Derived by dividing annual expenditures for low-and moderate-income activities by the total expenditures for all activities (excluding planning and administration, except when State planning activities have a national objective) during the program year.

4 For entitlement communities, these data are only for those activities that directly benefit low- and moderate-income persons or households. They do not include data for activities that provide assistance to low- and moderate-income persons on an area basis, activities that aid in the prevention and elimination of slums and blight, and activities that address urgent needs. For states, these data are reported for all activities that benefit low- and moderate-income persons or households, aid in the prevention and elimination of slums and blight, and address urgent needs.

5 This number represents the total number of persons/households for whom services/facilities were available for [in many cases] multiple area benefit activities as reported by grantees. A service or facility meeting the national objective of benefiting low- and moderate-income persons on an area basis is available to all residents of the area served by the activity. If one or more activities had the same or overlapping service areas, the number of persons served by each activity was used to calculate the total number served; e.g., if two activities providing different services had the same service area, the number of persons in the service area would be counted twice; once for each activity.