

City of San Diego

CONTRACTOR'S NAME: _____
ADDRESS: _____
TELEPHONE NO.: _____ FAX NO.: _____
CITY CONTACT: LUIS SCHAAR, 600 B Street, Suite 800, MS 908A, San Diego, CA 92101
Email: LSchaar@sandiego.gov; Phone: 619-533-4641; Fax: 619-533-5476
CA/NB/egz

CONTRACT DOCUMENTS FOR



PIPELINE REHABILITATION S-1

VOLUME 1 OF 2

BID NO.: _____ K-12-5582-DBB-3-C
SAP NO. (WBS/IO/CC): _____ B-11078
CLIENT DEPARTMENT: _____ 2011
COUNCIL DISTRICT: _____ 6
PROJECT TYPE: _____ JA

THIS CONTRACT IS SUBJECT TO THE FOLLOWING:

- FEDERAL EQUAL OPPORTUNITY CONTRACTING REQUIREMENTS.
- PREVAILING WAGE RATES: **STATE, FEDERAL, OR BOTH.**
- APPRENTICE REQUIREMENTS.
- THIS IS A CLEAN WATER STATE REVOLVING FUNDED CONTRACT THROUGH THE CALIFORNIA STATE WATER RESOURCE CONTROL BOARD.

The engineering Specifications and Special Provisions contained herein have been prepared by or under the direction of the following Professional Engineer or Licensed Architect:

Professional Engineer or Licensed Architect

Seal:



((((((((((((((((((((**ATTENTION**))))))))))))))))))))

The 2010 edition of the City of San Diego Standard Specifications for Public Works Construction (“The WHITEBOOK”) now contains the following distinct Contract Documents:

- 1) **Equal Opportunity Contracting Program Requirements** - This Contract Document sets forth the standard requirements for the City’s equal opportunity contracting program. When additional requirements by the funding source e.g., federal or state agencies are physically included in the contract documents or by reference and there is a discrepancy, the funding source requirements shall govern unless specified otherwise in the Special Provisions.

- 2) **City Supplement** – The City Supplement shall be used in conjunction with the Standard Specifications for Public Works Construction (“The GREENBOOK”), 2009 Edition. The specifications contained in City Supplement take precedence over the specifications contained in The GREENBOOK, 2009 Edition.

Certain parts of the City Supplement have been highlighted in yellow for the convenience of the users only and shall not affect the interpretation of the Contract.

To obtain The GREENBOOK contact the publisher at: <http://www.bnibooks.com>

The WHITEBOOK is available only in electronic format under Engineering Documents and References at: <http://www.sandiego.gov/engineering-cip/>.

TABLE OF CONTENTS

DESCRIPTION	PAGE NUMBER
1. REQUIRED DOCUMENTS SCHEDULE.....	5-6
2. DBE SPECIAL NOTICE.....	7-8
3. INVITATION TO BIDS.....	9-11
4. INSTRUCTION TO BIDDERS	12-19
5. FUNDING AGENCY PROVISIONS	
1. Notice of Requirement For Affirmative Action To Ensure Equal Employment Opportunity (Executive Order 11246).....	20
2. Nondiscrimination Provisions For Federally Assisted Construction Contracts and Projects..	20
3. Equal Opportunity Clauses.....	21
4. Standard Federal Equal Employment Specifications	22
5. Violation Or Breach Of Requirements	24
6. Monthly Employment Utilization Reports	24
7. Records Of Payments To DBEs	24
8. Federal Wage Requirements For Federally Funded Projects	24
9. State Requirements For Contracts Subject To State Prevailing Wage Requirements	25-26
10. Wage Rates.....	27-52
11. Federal Labor Standards Provisions.....	53-58
12. Agency Specific Provisions.....	59-61
13. DBE Potential Resources Centers	62-63
14. Good Faith Effort Documentation Submittals.....	63-64
15. Forms.....	64-65
16. Attachments	
1. EPA FORM 6100-2 DBE Subcontractor Participation Form (Volume 1).....	66
2. EPA Form 5700-52A MBE/WBE Utilization Forms (Volume 1)	67-72
3. CWSRF Form 1 Good Faith Effort List of Subcontractors Solicited.....	73
4. CWSRF Form 2 Good Faith Effort Bids Received List.....	74
5. CWSRF Form 3 Contractor Certification.....	75
6. CWSRF Form 4 Prime Contractor/Recipient Selected DBEs.....	76
7. CWSRF Form 5 Summary of Bids Received from Subcontractors	77
8. Form AA61 List of Work Made Available	78
6. CONTRACT FORMS	
1. Agreement/Contract	79-80
2. Performance Bond and Labor and Materialmen’s Bond	81-82
7. CONTRACTOR CERTIFICATION	
1. Drug-Free Workplace.....	83
2. American with Disabilities Act (ADA) Compliance.....	84
3. Contractor Standards - Pledge of Compliance	85
4. Affidavit of Disposal	86
5. Phased Funding Schedule.....	87
8. SUPPLEMENTARY SPECIAL PROVISIONS	88-123
9. APPENDICES:	
• APPENDIX A Notice of Exemption.....	124-125
• APPENDIX B Fire Hydrant Meter Program.....	126-140
• APPENDIX C Sample City Invoice.....	141-142

TABLE OF CONTENTS

DESCRIPTION	PAGE NUMBER
• APPENDIX D Location Maps and Information	143-204
• APPENDIX E Agreement For Application of Emulsion-Aggregate Slurry	205-212
• APPENDIX F Scope of Work Sewer Pipeline Rehab.....	213-218
• APPENDIX G Scope of Work (Part A - Sewer Rehab) (Part B - Sewer Replace MH) (Part C - New Cleanout)	219-222
• APPENDIX H Scope of Work (Part D - Sewer Rehab Lateral)	223-251
• APPENDIX I Televising Inspection Formats & Codes	252-269
• APPENDIX J Storm Drain Inlet Protection Plan	270-284
• APPENDIX K Slurry Seal Plan	285-291
• APPENDIX L Standard Drawings, Plan, & Note Table	292-304
• APPENDIX M Permit to Do Work on Private Property	305-306
• APPENDIX N Sewer Mains and Manhole Rehabilitation Sample Data Templates.....	307-309
• APPENDIX O Materials Typically Accepted By Certificate of Compliance.....	310-311

REQUIRED DOCUMENTS SCHEDULE

This table is intended to serve as a convenient tool for listing forms and documents required at different times. It is neither exhaustive nor must be considered a Contract Document by itself. Therefore, the users must review the entire Contract Documents and become familiar with the required documentation and the submittal schedule associated with each document.

Bidder's attention is directed to the City's Municipal Code §22.0807(e), (3)-(5) for important information regarding required documentation.

The specified EOC forms are all available for download from the EOC Program's web site at:

<http://www.sandiego.gov/eoc/forms/index.shtml>

ITEM	WHEN	BY	WHAT
1.	BID DUE DATE/TIME	ALL BIDDERS	Proposal (Bid)
2.	BID DUE DATE/TIME	ALL BIDDERS	Bid Bond
3.	BID DUE DATE/TIME	ALL BIDDERS	Non-collusion Affidavit to be Executed By Bidder and Submitted with Bid under 23 USC 112 and PCC 7106
4.	BID DUE DATE/TIME	ALL BIDDERS	Contractors Certification of Pending Actions
5.	BID DUE DATE/TIME	ALL BIDDERS	Equal Benefits Ordinance Certification of Compliance
6.	BID DUE DATE/TIME	ALL BIDDERS	Non-Lobbying Certification
7.	BID DUE DATE/TIME	ALL BIDDERS	Lobby Prohibition, Certification and Disclosure
8.	BID DUE DATE/TIME	ALL BIDDERS	Instructions for Completion of SF-LLL, Disclosure of Lobbying Activities
9.	BID DUE DATE/TIME	ALL BIDDERS	Disclosure of Lobbying Activities
10.	BID DUE DATE/TIME	ALL BIDDERS	Form AA35 - List of Subcontractors
11.	BID DUE DATE/TIME	ALL BIDDERS	Form AA40 - Named Equipment/Material Supplier List
12.	BID DUE DATE/TIME	ALL BIDDERS	Form EPA 6100-3 – DBE Subcontractor Performance Form
13.	BID DUE DATE/TIME	ALL BIDDERS	Form EPA 6100-4 – DBE Subcontractor Utilization Form
14.	WITHIN 4 WORKING DAYS OF BID OPENING	ALL BIDDERS	Proof of Valid DBE-MBE-WBE-DVBE Certification Status e.g., Certs.
15.	WITHIN 4 WORKING DAYS OF BID OPENING	ALL BIDDERS	Federal Good Faith Documentations
16.	WITHIN 4 WORKING DAYS OF BID OPENING	ALL BIDDERS	Form AA61 – List of Work Made Available
17.	WITHIN 4 WORKING DAYS OF BID OPENING	ALL BIDDERS	CWSRF Form 1 - Good Faith Effort List of Subcontractors Solicited
18.	WITHIN 4 WORKING DAYS OF BID OPENING	ALL BIDDERS	CWSRF Form 2 - Good Faith Effort Bids Received List
19.	WITHIN 4 WORKING DAYS OF BID OPENING	ALL BIDDERS	CWSRF Form 3 - DBE Contractor Certification
20.	WITHIN 4 WORKING DAYS OF BID OPENING	ALL BIDDERS	CWSRF Form 4: - Prime Contractor/Recipient Selected DBEs
21.	WITHIN 4 WORKING DAYS OF BID OPENING	ALL BIDDERS	CWSRF Form 5: - Summary of Bids Received from Subcontractors
22.	WITHIN 5 WORKING DAYS OF BID OPENING	3 APPARENT LOWEST BIDDERS	Contractor's Experience and Past Project Documentation per Section 500-1.1.2.1

REQUIRED DOCUMENTS SCHEDULE

ITEM	WHEN	BY	WHAT
23.	WITHIN 5 WORKING DAYS OF BID OPENING	3 APPARENT LOWEST BIDDERS	Manufacturer Certification per Section 500-1.1.2.1
24.	WITHIN 5 WORKING DAYS OF BID OPENING	3 APPARENT LOWEST BIDDERS	Authorization/Certification per Section 500-1.1.2.1
25.	WITHIN 10 WORKING DAYS OF BID OPENING	APPARENT LOW BIDDER	Pre-Award Schedule
26.	WITHIN 10 WORKING DAYS OF BID OPENING	APPARENT LOW BIDDER	Names of the principle individual owners of the Apparent Low Bidder - In the event the firm is employee owned or publicly held, then the fact should be stated and the names of the firm's principals and officers shall be provided.
27.	WITHIN 10 WORKING DAYS OF BID OPENING	APPARENT LOW BIDDER	Form BB05 - Work Force Report
28.	WITHIN 10 WORKING DAYS OF BID OPENING	APPARENT LOW BIDDER	If the Contractor is a Joint Venture, the following information must be submitted: <ul style="list-style-type: none"> o Joint Venture Agreement o Joint Venture License
29.	WITHIN 10 WORKING DAYS AFTER RECEIPT BY BIDDER OF CONTRACT FORMS	APPARENT LOW BIDDER	Contract Forms - Agreement
30.	WITHIN 10 WORKING DAYS AFTER RECEIPT BY BIDDER OF CONTRACT FORMS	APPARENT LOW BIDDER	Contract Forms - Payment and Performance Bond
31.	WITHIN 10 WORKING DAYS AFTER RECEIPT BY BIDDER OF CONTRACT FORMS	APPARENT LOW BIDDER	Certificates of Insurance and Endorsements
32.	WITHIN 10 WORKING DAYS AFTER RECEIPT BY BIDDER OF CONTRACT FORMS	APPARENT LOW BIDDER	Contractor Certification - Drug-Free Workplace
33.	WITHIN 10 WORKING DAYS AFTER RECEIPT BY BIDDER OF CONTRACT FORMS	APPARENT LOW BIDDER	Contractor Certification - American with Disabilities Act
34.	WITHIN 10 WORKING DAYS AFTER RECEIPT BY BIDDER OF CONTRACT FORMS	APPARENT LOW BIDDER	Contractors Standards - Pledge of Compliance
35.	WITHIN 10 WORKING DAYS AFTER RECEIPT BY BIDDER OF CONTRACT FORMS	APPARENT LOW BIDDER	Phased Funding Schedule Agreement
36.	BY 5th OF EACH MONTH	CONTRACTOR	Form CC20 - Monthly Employment Report
37.	BY 5th OF EACH MONTH	CONTRACTOR	Form CC25 - Monthly Invoicing Report
38.	PRIOR TO ACCEPTANCE	CONTRACTOR	Form CC10 - Contract Change Order (CCO)
39.	PRIOR TO ACCEPTANCE	CONTRACTOR	Form CC15 - Final Summary Report
40.	PRIOR TO ACCEPTANCE	CONTRACTOR	Affidavit of Disposal

DBE SPECIAL NOTICE

1. INTRODUCTION. The City affirms that in any contract entered into pursuant to this advertisement, DBE will be afforded full opportunity to submit Bids in response to this invitation.

1.1. This Federally assisted project includes subcontracting participation percentages for DBE participation. DBE goal commitments and Good Faith Efforts (GFE) shall be made prior to bidding. DBE commitments and GFE made after the Bid opening will not be considered for the Award of Contract.

1.2. The Bidder's attention is directed to the following:

i. City of San Diego's General Equal Opportunity Contracting Program incorporated in the "WHITEBOOK" which applies to all construction contracts except as amended in these specifications and specified in the "FUNDING AGENCY PROVISIONS FOR CONSTRUCTION CONTRACTS" incorporated in the Contract Documents.

ii. Required Documents Schedule for submittals.

2. AMENDMENTS TO THE CITY'S STANDARD EOCP REQUIREMENTS.

III. Equal Employment Opportunity Outreach Program (A). DELETE in its entirety and SUBSTITUTE with the following:

A. Competitive Bids. If a contract is competitively solicited, the Apparent Low Bidder shall submit a *Work Force Report (Form BB05)* or an Equal Employment Opportunity (EEO) Plan, within 10 Working Days after receipt by the Bidder of Contract forms to the City for approval as specified in the Notice of Intent to Award letter from the City.

IX. Definitions. ADD the following for the purpose of these specifications:

Disadvantaged Business Enterprises (DBEs) are:

A. Entities owned and/or controlled by a socially and economically disadvantaged individuals as described by Title X of the Clean Air Act Amendments of 1990 (42 U.S.C. 7601 note) (10% statute), and Public Law 102-389 (42 U.S.C. 4370d) (8% statute), respectively

B. Historically Underutilized Business (HUB) Zone Small Business Concern (or a concern under a successor program)

C. Small Disadvantaged Business (SDB)

D. Women-Owned Business (WoSB)

E. Service Disabled Veteran-owned Small Business (SDVoSB)

For the purpose of these requirements terms "Bid" and "Proposal," "Bidder" and "Proposer," "Subcontractor" and "Subconsultant," "Contractor" and "Consultant," "Contractor" and "Prime Contractor," "Consultant" and "Professional Service Provider," "Suppliers" and "Vendors," "Suppliers" and Dealers," and "Suppliers" and "Manufacturers" may have been used interchangeably.

ADD: XIII. Federal Equal Opportunity Requirements. All federally funded projects are subject to the federal equal opportunity regulations and the following requirements. The City reserves the right to audit Contractor's compliance with the federal requirements set forth below.

2.1. SUBCONTRACTING PARTICIPATION PERCENTAGES. Following are federally subcontracting participation percentages for this contract.

2.2. Environmental Protection Agency (EPA) - In accordance with EPA's Program for Utilization of Small, Minority Disadvantaged and Women Business Enterprises in procurement under Federal assistance programs, the Contractor agrees to the applicable "fair share" objectives negotiated with EPA as follows:

California State Water Resources Control Board - Clean Water State Revolving Fund (CWSRF):

	MBE*	WBE*
1. Construction	24%	6%
2. Supplies	29%	20%
3. Services	30%	31%
4. Equipment (combined in above)	17%	9%

Note: MBEs and WBEs must be certified by EPA, SBA, DOT or by state, local, Tribal, or private entities whose certification criteria match EPAs in order to be counted toward MBE/WBE accomplishments. MBEs and WBEs are a part of the larger universe of DBEs.

3. PRE-BID CONFERENCE. A mandatory Pre-Bid Conference is scheduled for this project as specified in the Invitation to Bids. The purpose of this meeting is to inform prospective Bidder(s) of the submittal requirements and provisions relative to the City requirements.

4. MANDATORY CONDITIONS. Bid will be declared **non-responsive** if the Bidder fails any of the following conditions:

4.1. Submission of GFE documentation, as specified in the Special Provisions.

4.2. Attending the Pre-Bid Conference.

4.3. Bidder's submission of GFE documentation demonstrating the Bidder made a good faith effort to outreach to and include DBE Subcontractors shall be submitted within **4 Working Days** of the Bid opening.

CITY OF SAN DIEGO, CALIFORNIA

INVITATION TO BIDS

- 1. RECEIPT AND OPENING OF BIDS:** Bid(s) will be received at the Public Works Contracting Group at **1200 THIRD AVENUE, SUITE 200, SAN DIEGO, CA 92101 UNTIL 2:00 PM MAY 23, 2012** for performing work on the following project (Project):

PIPELINE REHABILITATION S-1

- 2. DESCRIPTION OF WORK:** The Work involves furnishing all labor, materials, equipment, services, and other incidental works and appurtenances for the construction of the Project as described below:

This project proposes to rehabilitate 36,707 LF (6.95 miles) of existing 8" sewer main and laterals, including rehabilitation or replacement of manholes, installation of new cleanouts, sewer laterals, and pipeline point repairs. All of the proposed work shall be trenchless, or replace in place over existing pipelines. Related work shall include best management practices (BMP's) for erosion control and storm drain inlet protection, roadway resurfacing and restoration of disturbed areas to their original. Part A to be performed prior to Part B of the Bid Items.

The Work shall be performed in accordance with:

- Bid No. **K-12-5582-DBB-3-C** inclusive.

- 3. ENGINEER'S ESTIMATE:** The Engineer's estimate of the most probable price for this contract is in the range of **\$6,314,000**.
- 4. LOCATION OF WORK:** The location of Work is Citywide unless specified otherwise as follows: The Project is located within:
Council District 6: Clairemont Mesa & North Clairemont Mesa Community areas,
as shown in Appendix "D".
- 5. CONTRACT TIME:** The Contract Time for completion of the Work shall be **235 Working Days**.
- 6. SUPPLEMENTAL AGREEMENTS:** Supplemental agreements attached to this contract for the items of Work such as extended re-vegetation maintenance and monitoring and emulsion aggregate slurry shall be signed upon the request from the Engineer and prior to Acceptance. The signed agreements shall be accompanied by the evidence of separate bond (i.e., labor and materials) and insurance (i.e., Commercial General Liability Insurance, Commercial Automobile Liability Insurance, and Workers' Compensation Insurance) as specified in 2-4, "CONTRACT BONDS," 7-3, "LIABILITY INSURANCE," and 7-4 WORKERS' COMPENSATION INSURANCE. Bonds shall be in amount of the Contract Price for the Work included in the supplemental agreements.
- 7. CONTRACTOR'S LICENSE CLASSIFICATION:** In accordance with the provisions of California Law, the Contractor shall possess valid appropriate license(s) at the time that the Bid is submitted. Failure to possess the specified license(s) shall render the Bid as **non-responsive** and shall act as a bar to award of the Contract to any Bidder not possessing required license(s) at the time of Bid.

The City has determined the following licensing classification(s) for this contract:

Option	Classification(s)
1	CLASS A
2	CLASS C34
3	CLASS C42

The Bidder shall satisfy the licensing requirement by meeting **at least** one of the listed options.

- 8. PRE-BID CONFERENCE:** There will be a Pre-Bid Conference to discuss the scope of the Project, bidding requirements, and Equal Opportunity Contracting Program requirements and reporting procedures in the Public Works Contracting Group Conference Room at 1200 Third Avenue, Suite 200, San Diego, CA 92101 **at 10:00 AM, on MAY 2, 2012.**

The Pre-Bid Conference has been designated as MANDATORY. All potential bidders are required to attend. Bid will be declared **non-responsive** if the Bidder fails to attend the Pre-Bid Conference when specified to be mandatory. Attendance at the Pre-Bid Conference will be evidenced by the representative's signature on the attendance roster. It shall be the responsibility of the Bidder's representative to complete and sign the attendance roster. No Bidder will be admitted after the official start time of the mandatory Pre-Bid Conference.

To request a copy of the agenda on an alternative format, or to request a sign language or oral interpreter for this meeting, call the Public Works Contracting Group at (619) 236-6000 at least 5 Working Days prior to the Pre-Bid Conference to ensure availability.

- 9. CITY PROJECT MANAGER CONTACT INFORMATION:** See the cover of the Contract Documents.
- 10. REFERENCE STANDARDS:** Except as otherwise noted or specified, the Work shall be completed in accordance with the following standards:

1. STANDARD SPECIFICATIONS

Document No.	Filed	Description
PITS0504091	05-04-09	Standard Specifications for Public Works Construction (The GREENBOOK), 2009 Edition
PITS090110-1	09-01-10	City of San Diego Standard Specifications for Public Works Construction (The WHITEBOOK), 2010 Update*
AEC1231064	12-31-06	California Department of Transportation, Manual of Uniform Traffic Control Devices (MUTCD 2006)
769023	09-11-84	Standard Federal Equal Employment Opportunity Construction Contract Specifications and the Equal Opportunity Clause

NOTE: The City of San Diego Supplement, 2010 Update now consolidates various City Public Works Construction Standard Specifications which in the past were included in the Supplementary Special Provisions. The Bidders' attention is directed to this edition of the City Supplement for a close review to ensure no important information is missed for the preparation of the Bids.

2. STANDARD DRAWINGS

Document No.	Filed	Description
AEC1230163	09-01-10	City of San Diego Standard Drawings*
N/A	Varies	City Standard Drawings - Updates Approved For Use (when specified)*
AEC0925061	09-25-06	Caltrans 2006 U.S. Customary Unit Standard Plans

NOTE: *Available online under Engineering Documents and References at:
<http://www.sandiego.gov/engineering-cip>.

11. WAGE RATES: Prevailing wages are not applicable to this project unless specified otherwise on the cover page of these specifications and when included in these specifications. See Funding Agency Provisions that follow this Invitation to Bids for more information.

12. INSURANCE REQUIREMENTS: Upon receipt of the City’s Notice of Intent to Award letter, the Contractor will be asked to submit all certificates of insurance and endorsements to the City.

Refer to sections 7-3, “LIABILITY INSURANCE”, and 7-4, “WORKERS’ COMPENSATION INSURANCE” of the Supplementary Special Provisions (SSP) for the insurance requirements which must be met.

You must ensure all required insurance certificates and endorsements are submitted accurately and on time. Failure to provide the requisite insurance documents by the date stated in the City’s Notice of Intent to Award will result in delay of contract award and may result in annulment of the contract award or other more severe sanctions as provided in the City’s Municipal Code §22.0807(e),(3)-(5).

13. PHASED FUNDING: The Apparent Low Bidder will be required to provide a Pre-award Schedule in accordance with sections 9-3 and 6-1 of the Supplementary Special Provisions (SSP) prior to award of Contract.

Tony Heinrichs, Director
Public Works Department

INSTRUCTIONS TO BIDDERS

- 1. PREQUALIFICATION OF CONTRACTORS:** The contractor(s) who intend to submit Bid or Proposal in response to this invitation to bid, or RFP's for GRC or As-Needed Design-Build Task Orders valued over \$50,000, must be pre-qualified for the total amount proposed, inclusive of all alternate bid items or the specified Task Order limits prior to the date of Bid submittal.

Bids from contractors who have not been pre-qualified as applicable, and Bids that exceed the maximum dollar amount at which contractors are pre-qualified, will be deemed **non-responsive** and ineligible for award or a Task Order authorization. Complete information and prequalification questionnaires are available at:

<http://www.sandiego.gov/engineering-cip/services/consultcontract/prequal.shtml>

The completed questionnaire, financial statement, and bond letter or a copy of the contractor's SLBE-ELBE certification and bond letter, must be submitted no later than 2 weeks prior to the bid opening to the Public Works Department – Engineering & Capital Projects Prequalification Program, 1010 Second Avenue, Suite 1200, San Diego, CA 92101. For additional information or the answer to questions about the prequalification program, please contact David Stucky at 619-533-3474 or dstucky@sandiego.gov.

- 2. CONTRACTOR REGISTRATION:** Prospective bidder(s) as well as existing contractors and suppliers are required to register with the City's EOCP. Refer to 2-17, "CONTRACTOR REGISTRATION" for details.
- 3. CITY'S RESPONSES AND ADDENDA:** The City at its option, may respond to any or all questions submitted in writing, via letter, or FAX in the form of an addendum. No oral comment shall be of any force or effect with respect to this solicitation. The changes to the Contract Documents through addendum are made effective as though originally issued with the Bid. The Bidders shall acknowledge the receipt of Addenda on the form provided for this purpose in the Bid.
- 4. CITY'S RIGHTS RESERVED:** The City reserves the right to cancel the Invitation to Bids at any time, and further reserves the right to reject submitted Bids, without giving any reason for such action, at its sole discretion and without liability. Costs incurred by the Bidder(s) as a result of preparing Bids under the Invitation to Bid shall be the sole responsibility of each bidder. The Invitation to Bid creates or imposes no obligation upon the City to enter a contract.
- 5. CONTRACT PRICING FORMAT:** This solicitation is for a Lump Sum contract with Unit Price provisions as set forth in the Bid Proposal Form(s), Volume 2 unless specified otherwise such as as-needed contracts e.g., GRC in the Contract Documents.
- 6. SUBMITTAL OF "OR EQUAL" ITEMS:** See 4-1.6, "Trade Names or Equals."
- 7. AWARD PROCESS:** The Award of this contract is contingent upon the Contractor's compliance with all conditions precedent to Award, including the submittal of acceptable insurance and surety bonds pursuant to San Diego Municipal Code § 22.3007. If the responsible Bid does not exceed the City's engineering estimate, the City will, in most cases, prepare contract documents for execution within 3 weeks of the date of the Bid opening and award the Contract within 5 Working Days of receipt of properly executed Contract, bond, and insurance documents.

This contract is deemed to be awarded, and effective, only upon the signing of the Contract by the Mayor or designee of the City.

- 8. SUBCONTRACT LIMITATIONS:** The Bidder's attention is directed to Standard Specifications for Public Works Construction, Section 2-3, "SUBCONTRACTS" which requires the Contractor to perform not less than the amount therein stipulated with its own forces. Failure to comply with these requirements may render the Bid **non-responsive** and ineligible for award.

9. AVAILABILITY OF PLANS AND SPECIFICATIONS: Contract Documents may be obtained by visiting the City's website: <http://www.sandiego.gov/engineering-cip/services/consultcontract/advertising.shtml>. Plans and Specifications for this contract are also available for review in the office of the City Clerk or Public Works Contracting Group at the address listed below.

10. QUESTIONS: Questions about the meaning or intent of the Contract Documents as related to the scope of Work and of technical nature shall be directed to the Project Manager prior to Bid opening. Interpretations or clarifications considered necessary by the Project Manager in response to such questions will be issued by Addenda, which will be uploaded to eBidboard (or mailed or delivered to all parties recorded by the City as having received the Contract Documents for Minor Construction contracts).

The Director (or designee), Public Works Department is the officer responsible for opening, examining, and declaring of competitive Bids submitted to the City for the acquisition, construction and completion of any public improvement except when otherwise set forth in these documents. Questions in these areas of responsibility (e.g., i.e. Pre-qualification, SCOPE information, bidding activities, bonds and insurance, etc. as related to this contract shall be addressed to the Contract Administration, Public Works Contracting Group, 1200 Third Avenue, Suite 200, San Diego, California, 92101, Telephone No. (619) 236-6000.

Questions received less than 14 days prior to the date for opening of Bids may not be answered. Only questions answered by formal written addenda will be binding. Oral and other interpretations or clarifications will be without legal effect. It is the Bidder's responsibility to become informed of any addenda that have been issued and to include all such information in its Bid.

11. ELIGIBLE BIDDERS: No person, firm, or corporation shall be allowed to make, file, or be interested in more than 1 Bid for the same work unless alternate Bids are called for. A person, firm or corporation who has submitted a sub-proposal to a Bidder, or who has quoted prices on materials to a Bidder, is not hereby disqualified from submitting a sub-proposal or quoting prices to other Bidders or from submitting a Bid in its own behalf.

12. SAN DIEGO BUSINESS TAX CERTIFICATE: All Contractors, including Subcontractors, not already having a City of San Diego Business Tax Certificate for the work contemplated shall secure the appropriate certificate from the City Treasurer, Civic Center Plaza, first floor, before the Contract can be executed.

13. PROPOSAL FORMS: Bid shall be made only upon the Bidding Documents i.e., Proposal form attached to and forming a part of the specifications. The signature of each person signing shall be in longhand.

The entire specifications for the bid package do not need to be submitted with the bid. Bidder shall complete and submit, only, all pages in the "Bidding Document" Section (see Volume 2) as their Bid per the schedule given under "Required Documents Schedule" (see Volume 1). Bidder is requested to retain for their reference other portions of the Contract Documents that are not required to be submitted with the Bid.

The City may require any Bidder to furnish a statement of experience, financial responsibility, technical ability, equipment, and references.

Bids and certain other specified forms and documents shall be enclosed in a sealed envelope and shall bear the title of the work and name of the Bidder and the appropriate State Contractors License designation which the Bidder holds.

Bids may be withdrawn by the Bidder prior to, but not after, the time fixed for opening of Bids.

14. BIDDERS' GUARANTEE OF GOOD FAITH (BID SECURITY): With the exception of the contracts valued \$5,000 or less, GRC and Design-Build contracts, and contracts subject to the Small and Local Business Program of \$250,000 or less e.g., ELBE contracts, each Bidder shall accompany its Bid with either a cashier's check upon some responsible bank, or a check upon such bank properly

certified or an approved corporate surety bond payable to the City of San Diego, for an amount of not less than 10% of the aggregate sum of the Bid, which check or bond, and the monies represented thereby shall be held by the City as a guarantee that the Bidder, if awarded the contract, will in good faith enter into such contract and furnish the required final bonds.

The Bidder agrees that in case of Bidder's refusal or failure to execute this contract and give required final bonds, the money represented by a cashier's or certified check shall remain the property of the City, and if the Bidder shall fail to execute this contract, the Surety agrees that it will pay to the City damages which the City may suffer by reason of such failure, not exceeding the sum of 10% of the amount of the Bid.

A Bid received without the specified bid security will be rejected as being **non-responsive**.

- 15. AWARD OF CONTRACT OR REJECTION OF BIDS:** This contract may be awarded to the lowest responsible and reliable Bidder (for Design-Build contracts refer to the RFP for the selection and award information). Bidders shall complete the entire Bid schedule (e.g., schedule of prices). Incomplete price schedules will be rejected as being **non-responsive**.

The City reserves the right to reject any or all Bids, and to waive any informality or technicality in Bids received and any requirements of these specifications as to bidding procedure.

Bidders will not be released on account of their errors of judgment. Bidders may be released only upon receipt by the City from the Bidder within 3 Working Days, excluding Saturdays, Sundays, and state holidays, after the opening of Bids, of written notice which includes proof of honest, credible, clerical error of material nature, free from fraud or fraudulent intent, and of evidence that reasonable care was observed in the preparation of the Bid.

A non-selected Bidder may protest award of the Contract to the selected Bidder by submitting a written "Notice of Intent to Protest" including supporting documentation which shall be received by Public Works Contracting Group no later than 10 days after the City's announcement of the selected Bidder or no later than 10 days from the date that the City issues notice of designation of a Bidder as non-responsible in accordance with San Diego Municipal Code Chapter 2, § 22.3029, "Protests of Contract Award."

The City of San Diego will not discriminate with regard to race, religious creed, color, national origin, ancestry, physical handicap, marital status, sex or age, in the award of contracts.

Each Bid package properly executed as required by these specifications shall constitute a firm offer, which may be accepted by the City within the time specified in the Invitation to Bids.

The City reserves the right to evaluate all Bids and determine the lowest Bidder (or winner for Design-Build contracts) on the basis of any proposed alternates, additive items or options, at its discretion.

- 16. BID RESULTS:** The Bid opening by the City shall constitute the public announcement of the Apparent Low Bidder (or Apparent Winner in case of Design-Build contracts). In the event that the Apparent Low Bidder (or Apparent Winner in case of Design-Build contracts) is subsequently deemed non-responsive or non-responsible, a public announcement will be posted in the City's web page, with the name of the newly designated Apparent Low Bidder (or Apparent Winner in case of Design-Build contracts).

To obtain Bid results, either attend Bid opening, review the results on the City's web site, or provide a self-addressed, stamped envelope, referencing Bid number, and Bid tabulation will be mailed to you upon verification of extensions. Due to time constraints, Bid results cannot be given out over the telephone.

- 17. THE CONTRACT:** The Bidder to whom award is made shall execute a written contract with the City of San Diego and furnish good and approved bonds and insurance certificates specified by the City within 10 Working Days after receipt by Bidder of a form of contract for execution unless an extension of time is granted to the Bidder in writing.

If the Bidder takes longer than 10 Working Days to fulfill these requirements, then the additional time taken shall be added to the Bid guarantee. The Contract shall be made in the form adopted by the City, which includes the provision that no claim or suit whatsoever shall be made or brought by Contractor against any officer, agent, or employee of the City for or on account of anything done or omitted to be done in connection with this contract, nor shall any such officer, agent, or employee be liable hereunder.

If the Bidder to whom the award is made fails to enter into the contract as herein provided, the award may be annulled and the Bidder's Guarantee of Good Faith will be subject to forfeiture. An award may be made to the next lowest responsible and reliable Bidder who shall fulfill every stipulation embraced herein as if it were the party to whom the first award was made.

For contracts that are not Design-Build, pursuant to the San Diego City Charter section 94, the City may only award a public works contract to the lowest responsible and reliable Bidder. The City will require the Apparent Low Bidder to (i) submit information to determine the Bidder's responsibility and reliability, (ii) execute the Contract in form provided by the City, and (iii) furnish good and approved bonds and insurance certificates specified by the City within 10 Working Days, unless otherwise approved by the City, in writing after the Bidder receives notification from the City, designating the Bidder as the Apparent Low Bidder and formally requesting the above mentioned items.

The award of the Contract is contingent upon the satisfactory completion of the above mentioned items and becomes effective upon the signing of the Contract by the Mayor or designee. If the Apparent Low Bidder does not execute the Contract or submit required documents and information, the City may award the Contract to the next lowest responsible and reliable Bidder who shall fulfill every condition precedent to award. A corporation designated as the Apparent Low Bidder shall furnish evidence of its corporate existence and evidence that the officer signing the Contract and bond for the corporation is duly authorized to do so.

18. EXAMINATION OF PLANS, SPECIFICATIONS, AND SITE OF WORK: The Bidder shall examine carefully the Project Site, the Plans and Specifications, the GRC Unit Price Books if applicable, other materials as described in the Special Provisions, Section 2-7, and the proposal forms (e.g., Bidding Documents) therefore. The submission of a Bid or GRC Task Order Proposal shall be conclusive evidence that the Bidder has investigated and is satisfied as to the conditions to be encountered, as to the character, quality, and scope of Work, the quantities of materials to be furnished, and as to the requirements of the Bidding Documents Proposal, Plans, and Specifications.

19. DRUG-FREE WORKPLACE:

a) General:

City projects are subject to City of San Diego Resolution No. R-277952 adopted on May 20, 1991. Bidders shall become aware of the provisions of Council Policy 100-17 which was established by Resolution No. R-277952. The policy applies equally to the Contractor and Subcontractors. The elements of the policy are outlined below.

b) Definitions:

"Drug-free workplace" means a site for the performance of work done in connection with a contract let by City of San Diego for the construction, maintenance, or repair of any facility or public work by an entity at which employees of the entity are prohibited from engaging in the unlawful manufacture, distribution, dispensation, possession, or use of a controlled substance in accordance with the requirements of this section.

"Employee" means the employee of a contractor directly engaged in the performance of work pursuant to a contract as described in Section 3, "City Contractor Requirements."

"Controlled substance" means a controlled substance in schedules I through V of Section 202 of the Controlled Substances Act (21 U.S.C. Sec. 812).

"Contractor" means the department, division, or other unit of a person or organization responsible to the contractor for the performance of a portion of the work under the contract.

c) City Contractor Requirements:

Every person or organization awarded a contract or grant by the City of San Diego for the provision of services shall certify to the City that it will provide a drug-free workplace by doing all following:

- a. Publishing a statement notifying employees that the unlawful manufacture, distribution, dispensation, possession, or use of a controlled substance is prohibited in the person's organization's workplace and specifying the actions that will be taken against employees for violations of the prohibition.
- b. Establishing a drug-free awareness program to inform employees about all of the following:
 - i. The dangers of drug abuse in the workplace.
 - ii. The person's or organization's policy of maintaining a drug-free workplace.
 - iii. Any available drug counseling, rehabilitation, and employee assistance programs.
 - iv. The penalties that may be imposed upon employees for drug abuse violations.
- c. Posting the statement required by subdivision (1) in a prominent place at contractor's main office. For projects large enough to necessitate a construction trailer at the job site, the required signage would also be posted at the Site.

The Contractor shall include in each subcontract agreement language which indicates the Subcontractor's agreement to abide by the provisions of subdivisions a) through c) above. The Contractors and Subcontractors shall be individually responsible for their own drug-free workplace programs.

Note: The requirements of a drug-free awareness program can be satisfied by periodic tailgate sessions covering the various aspects of drug-abuse education. Although an in-house employee assistance program is not required, contractors should be able to provide a listing of drug rehabilitation and counseling programs available in the community at large.

Questions about the City's Drug-free Workplace Policy shall be referred to the Contract Specialist, Public Works Contracting Group.

20. AMERICANS WITH DISABILITIES ACT:

- a) General: City projects are subject to City of San Diego Resolution No. R-282153 adopted on June 14, 1993. The Bidders shall become aware of the provisions of Council Policy 100-04 which was established by Resolution No. R-282153. The policy applies equally to the Contractor and all Subcontractors. The elements of the policy are outlined below.

b) Definitions:

"Qualified individual with a disability" means an individual with a disability who satisfies the requisite skill, experience, education and other job-related requirements of the employment position such individual holds or desires, and who, with or without reasonable accommodation, can perform the essential functions of such position.

"Employee" means the employee of the Contractor directly engaged in the performance of Work.

- c) The City Requirements: Every person or organization entering into a contractual agreement with or receiving a grant from the City of San Diego shall certify to the City of San Diego that it will comply with the ADA by adhering to all of the provisions of the ADA listed below.

- i. The Contractor shall not discriminate against qualified persons with disabilities in any aspects of employment, including recruitment, hiring, promotions, conditions and privileges of employment, training, compensation, benefits, discipline, layoffs, and termination of employment.
- ii. No qualified individual with a disability may be excluded on the basis of disability, from participation in, or be denied the benefits of services, programs, or activities by the Contractor or Subcontractors providing services for the City.
- iii. The Contractor shall post a statement addressing the requirements of the ADA in a prominent place at the worksite. The Contractor shall include in each subcontract agreement, language which indicates the Subcontractor's agreement to abide by the provisions of subdivisions (a) through (c) inclusive of Section 3. The Contractor and Subcontractors shall be individually responsible for their own ADA employment programs. Questions about the City's ADA Policy should be referred to the Contract Administrator.

21. CONTRACTOR STANDARDS – PLEDGE OF COMPLIANCE: This contract is subject to City of San Diego Municipal Code §22.3224 as amended 11/24/08 by ordinance O-19808. Bidders shall become aware that the requirements apply to Contractors and Subcontractors for contracts greater than \$50,000 in value.

Upon award, amendment, renewal, or extension of this contract, the Contractors shall complete a Pledge of Compliance attesting under penalty of perjury that they complied with the requirements of this section.

The Contractors shall ensure that their Subcontractors whose subcontracts are greater than \$50,000 in value complete a Pledge of Compliance attesting under penalty of perjury that they complied with the requirements of this section. Subcontractors may access the Pledge of Compliance at:

http://www.sandiego.gov/purchasing/pdf/contractor_standards_questionnaire.pdf.

The Contractors shall include in each subcontract agreement, language which requires Subcontractors to abide by the provisions of City of San Diego Municipal Code §22.3224. A sample provision is as follows:

“**Compliance with San Diego Municipal Code §22.3224:** Subcontractor acknowledges that it is familiar with the requirements of San Diego Municipal Code §22.3224 (“Contractor Standards”), and agrees to comply with requirements of that section. The Subcontractor further agrees to complete the Pledge of Compliance, incorporated herein by reference.”

22. NOTICE OF LABOR COMPLIANCE PROGRAM APPROVAL: The City of San Diego received initial approval as a Labor Compliance Program on August 11, 2003. The Labor Compliance Program Manual is available at:

<http://www.sandiego.gov/eoc/laborcompliance/#manual>.

The limited exemption from prevailing wages pursuant to Labor Code §1771.5(a) does not apply to contracts under jurisdiction of the Labor Compliance Program. Inquiries, questions, or assistance about the Labor Compliance Program should be directed to: Equal Opportunity Contracting Program, 1200 Third Ave., Suite 200 MS56P, San Diego, CA 92101, Tel. 619-236-6000.

23. PAYROLL RECORDS: The Contractor's attention is directed to the City of San Diego Labor Compliance Program, Section IV, pages 4-7, and the State of California Labor Code §§ 1771.5(b) and 1776 (Stats. 1978, Ch. 1249). These require, in part, that the Contractor and Subcontractors maintain and furnish to the City, at a designated time, a certified copy of each weekly payroll containing a statement of compliance signed under penalty of perjury.

The Contractor and Subcontractors shall submit weekly certified payrolls online via Prism® i.e., the City's web-based labor compliance program. Instructions on how to use the system will be provided to the Contractor after the award.

The Contractor shall be responsible for the compliance with these provisions by Subcontractors. The City shall withhold contract payments when payroll records are delinquent or inadequate, or when it is established after investigation that underpayment has occurred.

24. APPRENTICES ON PUBLIC WORKS: The Contractor shall abide by the requirements of §§1777.5, 1777.6, and 1777.7 of the State of California Labor Code concerning the employment of apprentices by contractors and subcontractors performing public works contracts.

25. EQUAL BENEFITS: This contract is subject to the City's Equal Benefits Ordinance (EBO), Chapter 2, Article 2, Division 43 of the San Diego Municipal Code (SDMC).

In accordance with the EBO, Bidders shall certify they will provide and maintain equal benefits as defined in SDMC §22.4302 for the duration of the Contract (SDMC §22.4304(f)). Failure to maintain equal benefits is a material breach of the Contract (SDMC §22.4304(e)). The Contractor shall notify employees of their equal benefits policy at the time of hire and during open enrollment periods and shall post a copy of the following statement in an area frequented by employees:

“During the performance of a contract with the City of San Diego, this employer will provide equal benefits to its employees with spouses and its employees with domestic partners.”

The Contractor shall give the City access to documents and records sufficient for the City to verify the contractors are providing equal benefits and otherwise complying with EBO requirements.

Full text of the EBO and the Rules Implementing the Equal Benefits Ordinance are posted on the City's website at www.sandiego.gov/purchasing/ or can be requested from the Equal Benefits Program at (619) 533-3948.

26. LIMITED COMPETITION: Contracts designated with a Bid number beginning with “L” may only be bid by the Contractors on the approved SLBE-ELBE Construction Contractors List. For information regarding the SLBE-ELBE Construction Program and registration go to the City's web site: <http://www.sandiego.gov>.

27. PRE-AWARD ACTIVITIES:

Pre-award Submittals - The Apparent Low Bidder (or winner in case of Design-Build contracts) shall provide the information required within the time specified in “Required Documents Schedule,” of this bid package. Failure to provide the information within the time specified may result in the Bid being rejected as **non-responsive**.

If the Bid is rejected as non-responsive, the Apparent Low Bidder (or winner in case of Design-Build contracts) shall forfeit the Bid Security required under Invitation to Bids, of this bid package. The decision that the Apparent Low Bidder (or winner in case of Design-Build contracts) is non-responsive for failure to provide the information required within the time specified shall be at the sole discretion of the City.

Pre-award Schedule and Phased Funding - For phased funded contracts, One of the Pre-award Submittals is the Pre-award Schedule which is a cost loaded CPM schedule prepared in accordance with section 6-1.1, “Construction Schedule.” The Apparent Low Bidder (or the apparent winner in case of Design-Build contracts) shall review subsection 6-1.4, “Phased Funding” and submit the required information as specified.

**CITY OF SAN DIEGO
FUNDING AGENCY PROVISIONS**

IN THE EVENT THAT THESE REQUIREMENTS CONFLICT WITH THE CITY’S GENERAL EOC REQUIREMENTS, THE FUNDING AGENCY’S REQUIREMENTS WILL CONTROL.

1. NOTICE OF REQUIREMENT FOR AFFIRMATIVE ACTION TO ENSURE EQUAL EMPLOYMENT OPPORTUNITY (EXECUTIVE ORDER 11246).

1.1. The goal and timetables for minority and female participation, expressed in percentage terms for the Contractor’s aggregate workforce in each trade on all construction work in the covered area, as follows:

	<u>Goal</u>
1. Minority Participation:	16.9%
2. Female Participation:	6.9%

1.2. These goals are applicable to all the Contractor’s construction work (whether or not it is Federal or federally assisted) performed in the covered area. If the Contractor performs Work in a geographical area located outside of the covered area, it shall apply the goals established for such geographical area where the Work is actually performed. With regard to this second area, the Contractor also is subject to the goals for both federally involved and non-federally involved Work.

1.3. The Contractor’s compliance with the Executive Order and the regulations in 41 CFR Part 60-4 shall be based on its implementation of the Equal Opportunity Clause, specific affirmative action obligations required by the specifications set forth in 41 CFR 60-4.3(a), and its efforts to meet the goals.

1.4. The hours of minority and female employment and training shall be substantially uniform throughout the length of the Contract, and in each trade, and the Contractor shall make a good faith effort to employ minorities and women evenly on each of its projects. The transfer of minority or female employees or trainees from Contractor to Contractor or from project to project for the sole purpose of meeting the Contractor’s goals shall be a violation of the Contract, the Executive Order, and the regulations in 41 CFR Part 60-4. Compliance with the goals will be measured against the total work hours performed.

1.5. The Contractor shall provide written notification to the Director the Office of Federal Contract Compliance Programs within 10 Working Days of award of any Subcontract in excess of \$10,000 at any tier for Work under the Contract resulting from this solicitation. The notification shall list the name, address and telephone number of the Subcontractor; employer identification number of the Subcontractor; estimated dollar amount of the Subcontract; estimated starting and completion dates of the Subcontract; and the geographical area in which the subcontract is to be performed. The “covered area” is the City of San Diego.

2. NONDISCRIMINATION PROVISIONS FOR FEDERALLY ASSISTED CONSTRUCTION CONTRACTS AND PROJECTS:

2.1. During the performance of this contract, the Contractor agrees as follows:

1. The Contractor will not discriminate against any employee or applicant for employment because of race, color, religion, sex, or national origin. The Contractor will take affirmative action to ensure that applicants are employed, and that employees are treated during employment without regard to their race, color, religion, sex, or national origin. Such action shall include, but shall not be limited to, the following:

employment, upgrading, demotion, or transfer; recruitment or recruitment advertising; layoff or termination; rates of pay or other forms of compensation; and selection for training, including apprenticeship. The Contractor agrees to post in conspicuous places, available to employees and applicants for employment, notices to be provided setting forth the provisions of this nondiscrimination clause.

2. The Contractor will, in all solicitations or advertisements for employees placed by, on behalf of, the Contractor, state that all qualified applicants will receive consideration for employment without regard to race, color, religion, sex, or national origin.
3. The Contractor will send to each labor union or representative of worker with which he has a collective bargaining agreement or other contract or understanding, a notice to be provided advertising the said labor union or workers' representatives of the Contractor's commitments under this section and shall post copies of the notice in conspicuous places available to employees and applicants for employment.
4. The Contractor will comply with all provisions of Executive Order 11246 of September 24, 1965, or of the rules, regulations and relevant orders of the Secretary of Labor.
5. The Contractor will furnish all information and reports required by Executive Order 11246 of September 24, 1965, and by rules, regulations, and orders of the Secretary of Labor, or pursuant thereto, and will permit access to his books, records, and accounts by the administering agency and the Secretary of Labor for purposes of investigation to ascertain compliance with such rules, regulations and orders.
6. In the event of the Contractor's noncompliance with the nondiscrimination clauses of this contract or with any of the said rules, regulations, or orders, this contract may be canceled, terminated, or suspended, in whole or in part, and the Contractor may be declared ineligible for further government contracts or federally assisted construction contracts in accordance with procedures authorized in Executive Order 11246 of September 24, 1965, and such other sanctions may be imposed and remedies invoked as provided in Executive Order 11246 of September 24, 1965, or by rule, regulation, or order of the Secretary of Labor, or as otherwise provided by law.
7. The Contractor will include the portion of the sentence immediately preceding Paragraph 1 and the provisions of Paragraphs 1 through 7 in every subcontract or purchase order unless exempted by rules, regulations, or orders of the Secretary of Labor issued pursuant to Section 204 of Executive Order 11246 of September 24, 1965, so that such provisions will be binding upon each Subcontractor or Vendor. The Contractor will take such action with respect to any subcontract or purchase order as the administering agency may direct as a means of enforcing such provisions, including sanctions for noncompliance: Provided, however, that in the event a Contractor becomes involved in, or is threatened with, litigation with a Subcontractor or Vendor as a result of such direction by the administering agency, the Contractor may request the United States to enter into such litigation to protect the interests of the United States.

3. EQUAL OPPORTUNITY CLAUSES:

- 3.1. The following equal opportunity clauses are incorporated by reference herein:
 1. The equal opportunity clause located 41 CFR 60.1.4(a), which specifies the obligations imposed under Executive Order 11246.
 2. The equal opportunity clause located at 41 CFR 60-741.5, which contains the obligations imposed by Section 503 of the Rehabilitation Act of 1973.

3. The “Equal Opportunity Clause” (Resolution No. 765092) filed on December 4, 1978, in the Office of the City Clerk, San Diego, California and incorporated in the “Standard Federal Employment Opportunity Construction Contract Specifications (Executive Order 11246 - Document No. 769023, filed September 11, 1984, in the Office of the City Clerk, San Diego, California) is applicable to all non-exempt City construction contracts and subcontracts of \$2,000 or more.
4. Age Discrimination Act of 1975, Pub. L. 94-135.
5. Title VI of the Civil Rights Act of 1964, Pub. L. 88-352.
6. Section 13 of the Federal Water Pollution Control Acts Amendments of 1972, Pub. L. 92-5200 (the Clean Water Act).
7. Section 504 of the Rehabilitation Act of 1973, Pub. L. 93-112 (Executive Orders 11914 and 11250).
8. Women’s Minority Business Enterprises, Executive Orders 11625, 12138 and 12432.
9. Section 129 of the Small Business Administration Reauthorization and Amendment Act of 1988, Pub. L. 100-590.

4. STANDARD FEDERAL EQUAL EMPLOYMENT SPECIFICATIONS:

- 4.1. The Contractor is required to comply with the 16 “Standard Federal Equal Employment Specifications” located at 41 CFR 60-4.3 for federal and federally-assisted construction contracts in excess of \$10,000, set forth below.
- 4.2. The Contractor shall take specific affirmative actions to ensure equal employment opportunity. The evaluation of Contractor’s compliance with these specifications shall be based upon its effort to achieve maximum results from its actions. The Contractor shall document these efforts fully, and shall implement affirmative actions steps at least as extensive as the following:
 1. Ensure and maintain a working environment free of harassment, intimidation, and coercion at all sites, and in all facilities at which the Contractor’s employees are assigned to work. The Contractor, where possible, will assign 2 or more women to each construction project. The Contractor shall specifically ensure that all foremen, superintendents, and other on-site supervisory personnel are aware of and carry out the Contractor’s obligation to maintain such a working environment, with specific attention to minority or female individuals working at such sites or in such facilities.
 2. Establish and maintain a current list of minority and female recruitment sources, provide written notification to minority and female recruitment sources and to community organizations when the Contractor or its unions have employment opportunities available, and maintain a record of the organizations’ responses.
 3. Maintain a current file of the names, addresses and telephone numbers of each minority and female walk-in applicant and minority or female referral from a union, a recruitment source or community organization and of what action was taken with respect to each such individual. If such individual was sent to the union hiring hall for referral and was not referred back to the Contractor by the union or, if referred, not employed by the Contractor, this shall be documented in the file with the reason therefor, along with whatever additional actions the Contractor may have taken.

4. Provide immediate written notification to the Director when the union or unions with which the Contractor has a collective bargaining agreement has not referred to the Contractor a minority person or woman sent by the Contractor, or when the Contractor has other information that the union referral process has impeded the Contractor's efforts to meet its obligations.
5. Develop on-the-job training opportunities and/or participate in training programs for the area which expressly include minorities and women, including upgrading programs and apprenticeship and trainee programs relevant to the Contractor's employment needs, especially those programs funded or approved by the Department of Labor. The Contractor shall provide notice of these programs to the sources compiled under C.1. above.
6. Disseminate the Contractor's EEO policy by providing notice of the policy to unions and training programs and requesting their cooperation in assisting the Contractor in meeting its EEO obligations; by including it in any policy manual and collective bargaining agreements; by publicizing it in the company newspaper, annual report, etc.; by specific review of the policy with all management personnel and with all minority and female employees at least once a year; and by posting the company EEO policy on bulletin boards accessible to all employees at each location where construction work is performed.
7. Review, at least annually, the company's EEO policy and affirmative action obligations under these specifications with all employees having any responsibility for hiring, assignments, layoff, termination or other employment decisions including specific review of these items with onsite supervisory personnel such as superintendents, foreman, etc., prior to the initiation of Work at any job site. A written record shall be made and maintained identifying the time and place of these meetings, persons attending, subject matter discussed, and dispositions of the subject matter.
8. Disseminate the Contractor's EEO policy externally by including it in any advertising in the news media, specifically including minority and female news media, and providing written notification to and discussing the Contractor's EEO policy with other Contractors and Subcontractors with whom the Contractor does or anticipates doing business.
9. Direct its recruitment efforts, both oral and written, to minority, female and community organizations, to schools with minority and female students and to minority and female recruitment and training organizations serving the Contractor's recruitment area and employment needs. Not later than one month prior to the date for the acceptance of applications for apprenticeship or other training by any recruitment source, the Contractor shall send written notification to organizations such as the above, describing the openings, screening procedures, and tests to be used in the selection process.
10. Encourage present minority and female employees to recruit other minority persons and women and where reasonable, provide after school, summer and vacation employment to minority and female youth both on the site and in other areas of a Contractor's work force.
11. Validate all tests and other selection requirements where there is an obligation to do so under 41 CFR Part 60-3.

12. Conduct, at least annually, an inventory and evaluation at least of all minority and female personnel for promotional opportunities and encourage these employees to seek or to prepare for, through appropriate training, etc., such opportunities.
13. Ensure that seniority practices, job classifications, work assignments and other personnel practices do not have a discriminatory effect by continually monitoring all personnel and employment related activities to ensure that the EEO policy and the Contractor's obligations under these specifications are being carried out.
14. Ensure that all facilities and company activities are non-segregated except that separate or single-user toilet and necessary changing facilities shall be provided to assure privacy between the sexes.
15. Document and maintain a record of all solicitations of offers for subcontracts from minority and female construction contractors and suppliers, including circulation of solicitations to minority and female contractor associations and other business associations.
16. Conduct a review, at least annually, of all supervisors' adherence to and performance under the Contractor's EEO policies and affirmative action obligations.

5. VIOLATION OR BREACH OF REQUIREMENTS:

- 5.1.** If at any time during the course of the Contract there is a violation of the Affirmative Action or Equal Employment Opportunity requirements by the Contractor, or the Subcontractors, the City will notify the Contractor of the breach. The City may withhold any further progress payments to the Contractor until the City is satisfied that the Contractor and Subcontractors are in full compliance with these requirements.

6. MONTHLY EMPLOYMENT UTILIZATION REPORTS:

- 6.1.** Refer to GENERAL EQUAL OPPORTUNITY CONTRACTING PROGRAM REQUIREMENTS, CONSTRUCTION CONTRACTOR REQUIREMENTS in The WHITEBOOK and the following:
 1. State of California Department of Transportation Payroll Report. Due to the City weekly.
 2. Federal and Non-Federal Work in San Diego County. Submit an updated list only if work is complete or new contracts have been awarded during the span of this project.

7. RECORDS OF PAYMENTS TO DBEs:

- 7.1.** The Contractor shall maintain records and documents of payments to DBEs for 3 years following the NOC. These records shall be made available for inspection upon request by any authorized representative of the City, DOT, or both. The reporting requirement shall be extended to any certified DBE Subcontractor.

8. FEDERAL WAGE REQUIREMENTS FOR FEDERALLY FUNDED PROJECTS:

- 8.1.** The successful Bidder's work shall be required to comply with Executive Order 11246, entitled "Equal Employment Opportunity," as amended by Executive Order 11375, and as supplemented in Department of Labor regulations (41 CFR chapter 60).
- 8.2.** This Executive Order pertains to Equal Employment Opportunity regulations and contains significant changes to the regulations including new goals and timetables for women in construction and revised goals and time-tables for minorities in construction.
- 8.3.** Minimum wage rates for this project have been predetermined by the Secretary of Labor and are set forth in the Decision of the Secretary and bound into the specifications book. Should there be any difference between the state or federal wage rates, including health and welfare funds for any given craft, mechanic, or similar classifications needed to execute the Work, it shall be mandatory upon the Contractor or subcontractor to pay the higher of the two rates.

- 8.4. The minimum wage rate to be paid by the Contractor and the Subcontractors shall be in accordance with the Federal Labor Standards Provisions (see pages 11 through 35 below) and Federal Wage Rates (see Wage Rates below) and General Prevailing Wage Determination made by the State of California, Director of Industrial Relations pursuant to California Labor Code Part 7, Chapter 1, Article 2, Sections 1770, 1773 and 1773.1, whichever is higher.
 - 8.5. A Contractor having 50 or more employees and its Subcontractors having 50 or more employees and who may be awarded a contract of \$50,000 or more will be required to maintain an affirmative action program, the standards for which are contained in the specifications.
 - 8.6. To be eligible for award, each Bidder shall comply with the affirmative action requirements which are contained in the specifications.
 - 8.7. Women will be afforded equal opportunity in all areas of employment. However, the employment of women shall not diminish the standards of requirements for the employment of minorities.
- 9. STATE REQUIREMENTS FOR CONTRACTS SUBJECT TO STATE PREVAILING WAGE REQUIREMENTS:**
- 9.1. In accordance with the provisions of California Labor Code Sections 1770, et seq. as amended, the Director of the Department of Industrial Relations has determined the general prevailing rate of per diem wages in accordance with the standards set forth in such Sections for the locality in which the Work is to be performed. Copies of the prevailing rate of per diem wages may be found at http://www.dir.ca.gov/dlsr/statistics_research.html. The Contractor shall post a copy of the above determination of the prevailing rate of per diem wages at each job site and shall make them available to any interested party on request.
 - 9.2. Pursuant to Sections 1720 et seq., and 1770 et seq., of the California Labor Code the Contractor any Subcontractor shall pay not less than said specified rates determined by the Director of the California Department of Industrial Relations to all workmen employed by them in the execution of the Work.
 - 9.3. The wage rates determined by the Director of Industrial Relations and published in the Department of Transportation publication entitled, "General Prevailing Wage Rates", refer to expiration dates. If the published wage rate does not refer to a predetermined wage rate to be paid after the expiration date, said published rate of wage shall be in effect for the life of this contract. If the published wage rate refers to a predetermined wage rate to become effective upon expiration of the published wage rate and the predetermined wage rate is on file with the Department of Industrial Relations, such predetermined wage rate shall become effective on the date following the expiration date and shall apply to this contract in the same manner as if it had been published in said publication. If the predetermined wage rate refers to one or more additional expiration dates with additional predetermined wage rates, which expiration dates occur during the life of this contract, each successive predetermined wage rate shall apply to this contract on the date following the expiration date of the previous wage rate. If the last of such predetermined wage rates expires during the life of this contract, such wage rate shall apply to the balance of the contract.
- The successful bidder intending to use a craft or classification not shown on the prevailing rate determinations may be required to pay the rate of the craft or classification most closely related to it.

10. WAGE RATES.

General Decision Number: CA120001 04/13/2012 CA1

Superseded General Decision Number: CA20100001

State: California

Construction Types: Building, Heavy (Heavy and Dredging),
Highway and Residential

County: San Diego County in California.

BUILDING CONSTRUCTION PROJECTS; DREDGING PROJECTS (does not include hopper dredge work); HEAVY CONSTRUCTION PROJECTS (does not include water well drilling); HIGHWAY CONSTRUCTION PROJECTS; RESIDENTIAL CONSTRUCTION PROJECTS (consisting of single family homes and apartments up to and including 4 stories)

Modification Number	Publication Date
0	01/06/2012
1	02/24/2012
2	03/02/2012
3	03/30/2012
4	04/13/2012

ASBE0005-002 06/28/2010

	Rates	Fringes
Asbestos Workers/Insulator (Includes the application of all insulating materials, protective coverings, coatings, and finishes to all types of mechanical systems).....	\$ 32.79	16.31
Fire Stop Technician (Application of Firestopping Materials for wall openings and penetrations in walls, floors, ceilings and curtain walls).....	\$ 24.21	13.76

ASBE0005-004 06/28/2010

	Rates	Fringes
Asbestos Removal worker/hazardous material handler (Includes preparation, wetting, stripping, removal, scrapping, vacuuming, bagging and disposing of all insulation materials from mechanical systems, whether they contain asbestos or not)....	\$ 18.70	8.65

BOIL0092-003 05/01/2011

	Rates	Fringes
BOILERMAKER.....	\$ 41.26	25.27

BRCA0004-008 11/01/2011

	Rates	Fringes
BRICKLAYER; MARBLE SETTER.....	\$ 33.15	14.05

BRCA0018-004 06/01/2011

	Rates	Fringes
MARBLE FINISHER.....	\$ 28.02	12.22
TILE FINISHER.....	\$ 27.80	12.54
TILE LAYER.....	\$ 38.61	13.83

BRCA0018-010 09/01/2009

	Rates	Fringes
--	-------	---------

TERRAZZO FINISHER.....	\$ 26.59	9.62
TERRAZZO WORKER/SETTER.....	\$ 33.63	10.46

 CARP0409-002 07/01/2008

	Rates	Fringes
Diver		
(1) Wet.....	\$ 663.68	9.82
(2) Standby.....	\$ 331.84	9.82
(3) Tender.....	\$ 323.84	9.82
(4) Assistant Tender.....	\$ 299.84	9.82

Amounts in "Rates" column are per day

CARP0409-008 08/01/2010

	Rates	Fringes
Modular Furniture Installer.....	\$ 17.00	7.41

 CARP0547-001 07/01/2009

	Rates	Fringes
CARPENTER		
(1) Bridge.....	\$ 37.28	10.58
(2) Commercial Building....	\$ 32.30	10.58
(3) Heavy & Highway.....	\$ 37.15	10.58
(4) Residential Carpenter..	\$ 25.84	10.58
(5) Residential Insulation Installer.....	\$ 18.00	8.16
MILLWRIGHT.....	\$ 37.65	10.58
PILEDRIVERMAN.....	\$ 37.28	10.58

 CARP0547-002 07/01/2009

	Rates	Fringes
Drywall		
(1) Work on wood framed construction of single family residences, apartments or condominiums under four stories Drywall Installer/Lather...\$ 21.00		8.58
Drywall Stocker/Scrapper...\$ 11.00		6.67
(2) All other work Drywall Installer/Lather...\$ 27.35		9.58
Drywall Stocker/Scrapper...\$ 11.00		6.67

 ELEC0569-001 12/02/2010

	Rates	Fringes
--	-------	---------

Electricians (Tunnel Work)		
Cable Splicer.....	\$ 41.98	3%+11.69
Electrician.....	\$ 41.23	3%+11.69
Electricians: (All Other Work, Including 4 Stories Residential)		
Cable Splicer.....	\$ 37.40	3%+11.69
Electrician.....	\$ 36.65	3%+11.69

ELEC0569-005 06/01/2011

	Rates	Fringes
Sound & Communications		
Sound Technician.....	\$ 27.07	3%+10.68
Soundman.....	\$ 21.66	3%+9.04

SOUND TECHNICIAN: Terminating, operating and performing final check-out

SOUNDMAN: Wire-pulling, splicing, assembling and installing devices

SCOPE OF WORK Assembly, installation, operation, service and maintenance of components or systems as used in closed circuit television, amplified master television distribution, CATV on private property, intercommunication, burglar alarm, fire alarm, life support and all security alarms, private and public telephone and related telephone interconnect, public address, paging, audio, language, electronic, background music system less than line voltage or any system acceptable for class two wiring for private, commercial, or industrial use furnished by leased wire, frequency modulation or other recording devices, electrical apparatus by means of which electricity is applied to the amplification, transmission, transference, recording or reproduction of voice, music, sound, impulses and video. Excluded from this Scope of Work - transmission, service and maintenance of background music. All of the above shall include the installation and transmission over fiber optics.

ELEC0569-006 12/01/2011

Work on street lighting; traffic signals; and underground systems and/or established easements outside of buildings

	Rates	Fringes
Traffic signal, street light and underground work		
Utility Technician #1.....	\$ 27.40	7.94
Utility Technician #2.....	\$ 22.55	7.80

STREET LIGHT & TRAFFIC SIGNAL WORK:

UTILITY TECHNICIAN #1: Installation of street lights and traffic signals, including electrical circuitry, programmable controller, pedestal-mounted electrical meter enclosures and laying of pre-assembled cable in ducts. The layout of electrical systems and communication installation including proper position of trench depths, and radius at duct banks, location for manholes, street lights and traffic signals.

UTILITY TECHNICIAN #2: Distribution of material at jobsite, installation of underground ducts for electrical, telephone, cable TV land communication systems. The setting, leveling, grounding and racking of precast manholes, handholes and transformer pads.

 ELEC0569-008 06/01/2011

	Rates	Fringes
ELECTRICIAN (Residential, 1-3 Stories).....	\$ 22.37	3%+2.90

 ELEC1245-001 06/01/2011

	Rates	Fringes
LINE CONSTRUCTION		
(1) Lineman; Cable splicer..	\$ 47.87	13.87
(2) Equipment specialist (operates crawler tractors, commercial motor vehicles, backhoes, trenchers, cranes (50 tons and below), overhead & underground distribution line equipment).....	\$ 38.23	12.80
(3) Groundman.....	\$ 29.25	12.53
(4) Powderman.....	\$ 42.75	12.97

HOLIDAYS: New Year's Day, M.L. King Day, Memorial Day, Independence Day, Labor Day, Veterans Day, Thanksgiving Day and day after Thanksgiving, Christmas Day

 ELEV0018-001 01/01/2012

	Rates	Fringes
ELEVATOR MECHANIC.....	\$ 47.73	23.535

FOOTNOTE:

PAID VACATION: Employer contributes 8% of regular hourly rate as vacation pay credit for employees with more than 5

years of service, and 6% for 6 months to 5 years of service.
 PAID HOLIDAYS: New Years Day, Memorial Day, Independence Day,
 Labor Day, Veterans Day, Thanksgiving Day, Friday after
 Thanksgiving, and Christmas Day.

 ENGI0012-003 07/01/2011

	Rates	Fringes
OPERATOR: Power Equipment		
(All Other Work)		
GROUP 1.....	\$ 36.13	20.77
GROUP 2.....	\$ 36.91	20.77
GROUP 3.....	\$ 37.20	20.77
GROUP 4.....	\$ 38.69	20.77
GROUP 5.....	\$ 40.49	20.77
GROUP 6.....	\$ 38.91	20.77
GROUP 8.....	\$ 39.02	20.77
GROUP 9.....	\$ 40.82	20.77
GROUP 10.....	\$ 39.14	20.77
GROUP 11.....	\$ 40.94	20.77
GROUP 12.....	\$ 39.31	20.77
GROUP 13.....	\$ 39.41	20.77
GROUP 14.....	\$ 39.44	20.77
GROUP 15.....	\$ 39.52	20.77
GROUP 16.....	\$ 39.64	20.77
GROUP 17.....	\$ 39.81	20.77
GROUP 18.....	\$ 39.91	20.77
GROUP 19.....	\$ 40.02	20.77
GROUP 20.....	\$ 40.14	20.77
GROUP 21.....	\$ 40.31	20.77
GROUP 22.....	\$ 40.41	20.77
GROUP 23.....	\$ 40.52	20.77
GROUP 24.....	\$ 40.64	20.77
GROUP 25.....	\$ 40.81	20.77
OPERATOR: Power Equipment		
(Cranes, Piledriving & Hoisting)		
GROUP 1.....	\$ 37.48	20.77
GROUP 2.....	\$ 38.26	20.77
GROUP 3.....	\$ 38.55	20.77
GROUP 4.....	\$ 38.69	20.77
GROUP 5.....	\$ 38.91	20.77
GROUP 6.....	\$ 39.02	20.77
GROUP 7.....	\$ 39.14	20.77
GROUP 8.....	\$ 39.31	20.77
GROUP 9.....	\$ 39.48	20.77
GROUP 10.....	\$ 40.48	20.77
GROUP 11.....	\$ 41.48	20.77
GROUP 12.....	\$ 42.48	20.77
GROUP 13.....	\$ 43.48	20.77
OPERATOR: Power Equipment		
(Tunnel Work)		
GROUP 1.....	\$ 37.98	20.77
GROUP 2.....	\$ 38.76	20.77

GROUP 3.....	\$ 39.05	20.77
GROUP 4.....	\$ 39.19	20.77
GROUP 5.....	\$ 39.41	20.77
GROUP 6.....	\$ 39.52	20.77
GROUP 7.....	\$ 39.64	20.77

PREMIUM PAY:

\$3.75 per hour shall be paid on all Power Equipment Operator work on the following Military Bases: China Lake Naval Reserve, Vandenberg AFB, Point Arguello, Seely Naval Base, Fort Irwin, Nebo Annex Marine Base, Marine Corp Logistics Base Yermo, Edwards AFB, 29 Palms Marine Base and Camp Pendleton

Workers required to suit up and work in a hazardous material environment: \$2.00 per hour additional. Combination mixer and compressor operator on gunite work shall be classified as a concrete mobile mixer operator.

SEE ZONE DEFINITIONS AFTER CLASSIFICATIONS

POWER EQUIPMENT OPERATORS CLASSIFICATIONS

GROUP 1: Bargeman; Brakeman; Compressor operator; Ditch Witch, with seat or similar type equipment; Elevator operator-inside; Engineer Oiler; Forklift operator (includes loed, lull or similar types under 5 tons; Generator operator; Generator, pump or compressor plant operator; Pump operator; Signalman; Switchman

GROUP 2: Asphalt-rubber plant operator (nurse tank operator); Concrete mixer operator-skip type; Conveyor operator; Fireman; Forklift operator (includes loed, lull or similar types over 5 tons; Hydrostatic pump operator; oiler crusher (asphalt or concrete plant); Petromat laydown machine; PJU side dum jack; Screening and conveyor machine operator (or similar types); Skiploader (wheel type up to 3/4 yd. without attachment); Tar pot fireman; Temporary heating plant operator; Trenching machine oiler

GROUP 3: Asphalt-rubber blend operator; Bobcat or similar type (Skid steer); Equipment greaser (rack); Ford Ferguson (with dragtype attachments); Helicopter radioman (ground); Stationary pipe wrapping and cleaning machine operator

GROUP 4: Asphalt plant fireman; Backhoe operator (mini-max or similar type); Boring machine operator; Boxman or mixerman (asphalt or concrete); Chip spreading machine operator; Concrete cleaning decontamination machine operator; Concrete Pump Operator (small portable); Drilling machine operator, small auger types (Texoma super economatic or similar types - Hughes 100 or 200 or similar types - drilling depth of 30' maximum); Equipment greaser (grease truck); Guard rail post driver operator; Highline cableway signalman; Horizontal Directional Drilling Machine;

Hydra-hammer-aero stomper; Micro Tunneling (above ground tunnel); Power concrete curing machine operator; Power concrete saw operator; Power-driven jumbo form setter operator; Power sweeper operator; Rock Wheel Saw/Trencher; Roller operator (compacting); Screed operator (asphalt or concrete); Trenching machine operator (up to 6 ft.); Vacuum or much truck

GROUP 5: Equipment Greaser (Grease Truck/Multi Shift).

GROUP 6: Articulating material hauler; Asphalt plant engineer; Batch plant operator; Bit sharpener; Concrete joint machine operator (canal and similar type); Concrete planer operator; Dandy digger; Deck engine operator; Derrickman (oilfield type); Drilling machine operator, bucket or auger types (Calweld 100 bucket or similar types - Watson 1000 auger or similar types - Texoma 330, 500 or 600 auger or similar types - drilling depth of 45' maximum); Drilling machine operator; Hydrographic seeder machine operator (straw, pulp or seed), Jackson track maintainer, or similar type; Kalamazoo Switch tamper, or similar type; Machine tool operator; Maginnis internal full slab vibrator, Mechanical berm, curb or gutter (concrete or asphalt); Mechanical finisher operator (concrete, Clary-Johnson-Bidwell or similar); Micro tunnel system (below ground); Pavement breaker operator (truck mounted); Road oil mixing machine operator; Roller operator (asphalt or finish), rubber-tired earth moving equipment (single engine, up to and including 25 yds. struck); Self-propelled tar pipelining machine operator; Skiploader operator (crawler and wheel type, over 3/4 yd. and up to and including 1-1/2 yds.); Slip form pump operator (power driven hydraulic lifting device for concrete forms); Tractor operator-bulldozer, tamper-scraper (single engine, up to 100 h.p. flywheel and similar types, up to and including D-5 and similar types); Tugger hoist operator (1 drum); Ultra high pressure waterjet cutting tool system operator; Vacuum blasting machine operator

GROUP 8: Asphalt or concrete spreading operator (tamping or finishing); Asphalt paving machine operator (Barber Greene or similar type); Asphalt-rubber distribution operator; Backhoe operator (up to and including 3/4 yd.), small ford, Case or similar; Cast-in-place pipe laying machine operator; Combination mixer and compressor operator (gunite work); Compactor operator (self-propelled); Concrete mixer operator (paving); Crushing plant operator; Drill Doctor; Drilling machine operator, Bucket or auger types (Calweld 150 bucket or similar types - Watson 1500, 2000 2500 auger or similar types - Texoma 700, 800 auger or similar types - drilling depth of 60' maximum); Elevating grader operator; Grade checker; Gradall operator; Grouting machine operator; Heavy-duty repairman; Heavy equipment robotics operator; Kalamazoo balliste regulator or similar type; Kolman belt loader and similar type; Le Tourneau blob compactor or

similar type; Loader operator (Athey, Euclid, Sierra and similar types); Mobark Chipper or similar; Ozzie padder or similar types; P.C. slot saw; Pneumatic concrete placing machine operator (Hackley-Presswell or similar type); Pumpcrete gun operator; Rock Drill or similar types; Rotary drill operator (excluding caisson type); Rubber-tired earth-moving equipment operator (single engine, caterpillar, Euclid, Athey Wagon and similar types with any and all attachments over 25 yds. up to and including 50 cu. yds. struck); Rubber-tired earth-moving equipment operator (multiple engine up to and including 25 yds. struck); Rubber-tired scraper operator (self-loading paddle wheel type-John Deere, 1040 and similar single unit); Self-propelled curb and gutter machine operator; Shuttle buggy; Skiploader operator (crawler and wheel type over 1-1/2 yds. up to and including 6-1/2 yds.); Soil remediation plant operator; Surface heaters and planer operator; Tractor compressor drill combination operator; Tractor operator (any type larger than D-5 - 100 flywheel h.p. and over, or similar-bulldozer, tamper, scraper and push tractor single engine); Tractor operator (boom attachments), Traveling pipe wrapping, cleaning and bending machine operator; Trenching machine operator (over 6 ft. depth capacity, manufacturer's rating); trenching Machine with Road Miner attachment (over 6 ft depth capacity): Ultra high pressure waterjet cutting tool system mechanic; Water pull (compaction) operator

GROUP 9: Heavy Duty Repairman

GROUP 10: Drilling machine operator, Bucket or auger types (Calweld 200 B bucket or similar types-Watson 3000 or 5000 auger or similar types-Texoma 900 auger or similar types-drilling depth of 105' maximum); Dual drum mixer, dynamic compactor LDC350 (or similar types); Monorail locomotive operator (diesel, gas or electric); Motor patrol-blade operator (single engine); Multiple engine tractor operator (Euclid and similar type-except Quad 9 cat.); Rubber-tired earth-moving equipment operator (single engine, over 50 yds. struck); Pneumatic pipe ramming tool and similar types; Prestressed wrapping machine operator; Rubber-tired earth-moving equipment operator (single engine, over 50 yds. struck); Rubber tired earth moving equipment operator (multiple engine, Euclid, caterpillar and similar over 25 yds. and up to 50 yds. struck), Tower crane repairman; Tractor loader operator (crawler and wheel type over 6-1/2 yds.); Woods mixer operator (and similar Pugmill equipment)

GROUP 11: Heavy Duty Repairman - Welder Combination, Welder - Certified.

GROUP 12: Auto grader operator; Automatic slip form operator; Drilling machine operator, bucket or auger types (Calweld, auger 200 CA or similar types - Watson, auger 6000 or

similar types - Hughes Super Duty, auger 200 or similar types - drilling depth of 175' maximum); Hoe ram or similar with compressor; Mass excavator operator less than 750 cu. yards; Mechanical finishing machine operator; Mobile form traveler operator; Motor patrol operator (multi-engine); Pipe mobile machine operator; Rubber-tired earth-moving equipment operator (multiple engine, Euclid, Caterpillar and similar type, over 50 cu. yds. struck); Rubber-tired self-loading scraper operator (paddle-wheel-auger type self-loading - two (2) or more units)

GROUP 13: Rubber-tired earth-moving equipment operator operating equipment with push-pull system (single engine, up to and including 25 yds. struck)

GROUP 14: Canal liner operator; Canal trimmer operator; Remote-control earth-moving equipment operator (operating a second piece of equipment: \$1.00 per hour additional); Wheel excavator operator (over 750 cu. yds.)

GROUP 15: Rubber-tired earth-moving equipment operator, operating equipment with push-pull system (single engine, Caterpillar, Euclid, Athey Wagon and similar types with any and all attachments over 25 yds. and up to and including 50 yds. struck); Rubber-tired earth-moving equipment operator, operating equipment with push-pull system (multiple engine-up to and including 25 yds. struck)

GROUP 16: Rubber-tired earth-moving equipment operator, operating equipment with push-pull system (single engine, over 50 yds. struck); Rubber-tired earth-moving equipment operator, operating equipment with push-pull system (multiple engine, Euclid, Caterpillar and similar, over 25 yds. and up to 50 yds. struck)

GROUP 17: Rubber-tired earth-moving equipment operator, operating equipment with push-pull system (multiple engine, Euclid, Caterpillar and similar, over 50 cu. yds. struck); Tandem tractor operator (operating crawler type tractors in tandem - Quad 9 and similar type)

GROUP 18: Rubber-tired earth-moving equipment operator, operating in tandem (scrapers, belly dumps and similar types in any combination, excluding compaction units - single engine, up to and including 25 yds. struck)

GROUP 19: Rotex concrete belt operator (or similar types); Rubber-tired earth-moving equipment operator, operating in tandem (scrapers, belly dumps and similar types in any combination, excluding compaction units - single engine, Caterpillar, Euclid, Athey Wagon and similar types with any and all attachments over 25 yds. and up to and including 50 cu. yds. struck); Rubber-tired earth-moving equipment operator, operating in tandem (scrapers, belly dumps and similar types in any combination, excluding compaction

units - multiple engine, up to and including 25 yds. struck)

GROUP 20: Rubber-tired earth-moving equipment operator, operating in tandem (scrapers, belly dumps and similar types in any combination, excluding compaction units - single engine, over 50 yds. struck); Rubber-tired earth-moving equipment operator, operating in tandem (scrapers, belly dumps, and similar types in any combination, excluding compaction units - multiple engine, Euclid, Caterpillar and similar, over 25 yds. and up to 50 yds. struck)

GROUP 21: Rubber-tired earth-moving equipment operator, operating in tandem (scrapers, belly dumps and similar types in any combination, excluding compaction units - multiple engine, Euclid, Caterpillar and similar type, over 50 cu. yds. struck)

GROUP 22: Rubber-tired earth-moving equipment operator, operating equipment with the tandem push-pull system (single engine, up to and including 25 yds. struck)

GROUP 23: Rubber-tired earth-moving equipment operator, operating equipment with the tandem push-pull system (single engine, Caterpillar, Euclid, Athey Wagon and similar types with any and all attachments over 25 yds. and up to and including 50 yds. struck); Rubber-tired earth-moving equipment operator, operating with the tandem push-pull system (multiple engine, up to and including 25 yds. struck)

GROUP 24: Rubber-tired earth-moving equipment operator, operating equipment with the tandem push-pull system (single engine, over 50 yds. struck); Rubber-tired earth-moving equipment operator, operating equipment with the tandem push-pull system (multiple engine, Euclid, Caterpillar and similar, over 25 yds. and up to 50 yds. struck)

GROUP 25: Concrete pump operator-truck mounted; Rubber-tired earth-moving equipment operator, operating equipment with the tandem push-pull system (multiple engine, Euclid, Caterpillar and similar type, over 50 cu. yds. struck)

CRANES, PILEDIVING AND HOISTING EQUIPMENT CLASSIFICATIONS

GROUP 1: Engineer oiler; Fork lift operator (includes loed, lull or similar types)

GROUP 2: Truck crane oiler

GROUP 3: A-frame or winch truck operator; Ross carrier operator (jobsite)

GROUP 4: Bridge-type unloader and turntable operator;

Helicopter hoist operator

GROUP 5: Hydraulic boom truck; Stinger crane (Austin-Western or similar type); Tugger hoist operator (1 drum)

GROUP 6: Bridge crane operator; Cretor crane operator; Hoist operator (Chicago boom and similar type); Lift mobile operator; Lift slab machine operator (Vagtborg and similar types); Material hoist and/or manlift operator; Polar gantry crane operator; Self Climbing scaffold (or similar type); Shovel, backhoe, dragline, clamshell operator (over 3/4 yd. and up to 5 cu. yds. mrc); Tugger hoist operator

GROUP 7: Pedestal crane operator; Shovel, backhoe, dragline, clamshell operator (over 5 cu. yds. mrc); Tower crane repair; Tugger hoist operator (3 drum)

GROUP 8: Crane operator (up to and including 25 ton capacity); Crawler transporter operator; Derrick barge operator (up to and including 25 ton capacity); Hoist operator, stiff legs, Guy derrick or similar type (up to and including 25 ton capacity); Shovel, backhoe, dragline, clamshell operator (over 7 cu. yds., M.R.C.)

GROUP 9: Crane operator (over 25 tons and up to and including 50 tons mrc); Derrick barge operator (over 25 tons up to and including 50 tons mrc); Highline cableway operator; Hoist operator, stiff legs, Guy derrick or similar type (over 25 tons up to and including 50 tons mrc); K-crane operator; Polar crane operator; Self erecting tower crane operator maximum lifting capacity ten tons

GROUP 10: Crane operator (over 50 tons and up to and including 100 tons mrc); Derrick barge operator (over 50 tons up to and including 100 tons mrc); Hoist operator, stiff legs, Guy derrick or similar type (over 50 tons up to and including 100 tons mrc), Mobile tower crane operator (over 50 tons, up to and including 100 tons M.R.C.); Tower crane operator and tower gantry

GROUP 11: Crane operator (over 100 tons and up to and including 200 tons mrc); Derrick barge operator (over 100 tons up to and including 200 tons mrc); Hoist operator, stiff legs, Guy derrick or similar type (over 100 tons up to and including 200 tons mrc); Mobile tower crane operator (over 100 tons up to and including 200 tons mrc)

GROUP 12: Crane operator (over 200 tons up to and including 300 tons mrc); Derrick barge operator (over 200 tons up to and including 300 tons mrc); Hoist operator, stiff legs, Guy derrick or similar type (over 200 tons, up to and including 300 tons mrc); Mobile tower crane operator (over 200 tons, up to and including 300 tons mrc)

GROUP 13: Crane operator (over 300 tons); Derrick barge

operator (over 300 tons); Helicopter pilot; Hoist operator, stiff legs, Guy derrick or similar type (over 300 tons); Mobile tower crane operator (over 300 tons)

TUNNEL CLASSIFICATIONS

GROUP 1: Skiploader (wheel type up to 3/4 yd. without attachment)

GROUP 2: Power-driven jumbo form setter operator

GROUP 3: Dinkey locomotive or motorperson (up to and including 10 tons)

GROUP 4: Bit sharpener; Equipment greaser (grease truck); Slip form pump operator (power-driven hydraulic lifting device for concrete forms); Tugger hoist operator (1 drum); Tunnel locomotive operator (over 10 and up to and including 30 tons)

GROUP 5: Backhoe operator (up to and including 3/4 yd.); Small Ford, Case or similar; Drill doctor; Grouting machine operator; Heading shield operator; Heavy-duty repairperson; Loader operator (Athey, Euclid, Sierra and similar types); Mucking machine operator (1/4 yd., rubber-tired, rail or track type); Pneumatic concrete placing machine operator (Hackley-Presswell or similar type); Pneumatic heading shield (tunnel); Pumpcrete gun operator; Tractor compressor drill combination operator; Tugger hoist operator (2 drum); Tunnel locomotive operator (over 30 tons)

GROUP 6: Heavy Duty Repairman

GROUP 7: Tunnel mole boring machine operator

ENGINEERS ZONES

\$1.00 additional per hour for all of IMPERIAL County and the portions of KERN, RIVERSIDE & SAN BERNARDINO Counties as defined below:

That area within the following Boundary: Begin in San Bernardino County, approximately 3 miles NE of the intersection of I-15 and the California State line at that point which is the NW corner of Section 1, T17N,m R14E, San Bernardino Meridian. Continue W in a straight line to that point which is the SW corner of the northwest quarter of Section 6, T27S, R42E, Mt. Diablo Meridian. Continue North to the intersection with the Inyo County Boundary at that point which is the NE corner of the western half of the northern quarter of Section 6, T25S, R42E, MDM. Continue W along the Inyo and San Bernardino County boundary until the intersection with Kern County, as that point which is the SE corner of Section 34, T24S, R40E, MDM. Continue W along the Inyo and Kern County boundary until the intersection with Tulare County, at that

point which is the SW corner of the SE quarter of Section 32, T24S, R37E, MDM. Continue W along the Kern and Tulare County boundary, until that point which is the NW corner of T25S, R32E, MDM. Continue S following R32E lines to the NW corner of T31S, R32E, MDM. Continue W to the NW corner of T31S, R31E, MDM. Continue S to the SW corner of T32S, R31E, MDM. Continue W to SW corner of SE quarter of Section 34, T32S, R30E, MDM. Continue S to SW corner of T11N, R17W, SBM. Continue E along south boundary of T11N, SBM to SW corner of T11N, R7W, SBM. Continue S to SW corner of T9N, R7W, SBM. Continue E along south boundary of T9N, SBM to SW corner of T9N, R1E, SBM. Continue S along west boundary of R1E, SMB to Riverside County line at the SW corner of T1S, R1E, SBM. Continue E along south boundary of T1S, SBM (Riverside County Line) to SW corner of T1S, R10E, SBM. Continue S along west boundary of R10E, SBM to Imperial County line at the SW corner of T8S, R10E, SBM. Continue W along Imperial and Riverside county line to NW corner of T9S, R9E, SBM. Continue S along the boundary between Imperial and San Diego Counties, along the west edge of R9E, SBM to the south boundary of Imperial County/California state line. Follow the California state line west to Arizona state line, then north to Nevada state line, then continuing NW back to start at the point which is the NW corner of Section 1, T17N, R14E, SBM

\$1.00 additional per hour for portions of SAN LUIS OBISPO, KERN, SANTA BARBARA & VENTURA as defined below:

That area within the following Boundary: Begin approximately 5 miles north of the community of Cholame, on the Monterey County and San Luis Obispo County boundary at the NW corner of T25S, R16E, Mt. Diablo Meridian. Continue south along the west side of R16E to the SW corner of T30S, R16E, MDM. Continue E to SW corner of T30S, R17E, MDM. Continue S to SW corner of T31S, R17E, MDM. Continue E to SW corner of T31S, R18E, MDM. Continue S along West side of R18E, MDM as it crosses into San Bernardino Meridian numbering area and becomes R30W. Follow the west side of R30W, SBM to the SW corner of T9N, R30W, SBM. Continue E along the south edge of T9N, SBM to the Santa Barbara County and Ventura County boundary at that point which is the SW corner of Section 34. T9N, R24W, SBM, continue S along the Ventura County line to that point which is the SW corner of the SE quarter of Section 32, T7N, R24W, SBM. Continue E along the south edge of T7N, SBM to the SE corner to T7N, R21W, SBM. Continue N along East side of R21W, SBM to Ventura County and Kern County boundary at the NE corner of T8N, R21W. Continue W along the Ventura County and Kern County boundary to the SE corner of T9N, R21W. Continue North along the East edge of R21W, SBM to the NE corner of T12N, R21W, SBM. Continue West along the north edge of T12N, SBM to the SE corner of T32S, R21E, MDM. [T12N SBM is a think strip between T11N SBM and T32S MDM]. Continue North along the East side of R21E, MDM to the Kings County and Kern County border at the NE corner of T25S, R21E, MDM, continue West along the Kings County and Kern County Boundary until the intersection of San Luis Obispo

County. Continue west along the Kings County and San Luis Obispo County boundary until the intersection with Monterey County. Continue West along the Monterey County and San Luis Obispo County boundary to the beginning point at the NW corner of T25S, R16E, MDM.

\$2.00 additional per hour for INYO and MONO Counties and the Northern portion of SAN BERNARDINO County as defined below:

That area within the following Boundary: Begin at the intersection of the northern boundary of Mono County and the California state line at the point which is the center of Section 17, T10N, R22E, Mt. Diablo Meridian. Continue S then SE along the entire western boundary of Mono County, until it reaches Inyo County at the point which is the NE corner of the Western half of the NW quarter of Section 2, T8S, R29E, MDM. Continue SSE along the entire western boundary of Inyo County, until the intersection with Kern County at the point which is the SW corner of the SE 1/4 of Section 32, T24S, R37E, MDM. Continue E along the Inyo and Kern County boundary until the intersection with San Bernardino County at that point which is the SE corner of section 34, T24S, R40E, MDM. Continue E along the Inyo and San Bernardino County boundary until the point which is the NE corner of the Western half of the NW quarter of Section 6, T25S, R42E, MDM. Continue S to that point which is the SW corner of the NW quarter of Section 6, T27S, R42E, MDM. Continue E in a straight line to the California and Nevada state border at the point which is the NW corner of Section 1, T17N, R14E, San Bernardino Meridian. Then continue NW along the state line to the starting point, which is the center of Section 18, T10N, R22E, MDM.

REMAINING AREA NOT DEFINED ABOVE RECIEVES BASE RATE

 ENGI0012-004 08/01/2009

	Rates	Fringes
OPERATOR: Power Equipment		
(DREDGING)		
(1) Leverman.....	\$ 44.83	17.22
(2) Dredge dozer.....	\$ 40.36	17.22
(3) Deckmate.....	\$ 40.25	17.22
(4) Winch operator (stern winch on dredge).....	\$ 39.70	17.22
(5) Fireman-Oiler, Deckhand, Bargeman, Leveehand.....	\$ 39.16	17.22
(6) Barge Mate.....	\$ 39.77	17.22

 IRON0002-004 07/01/2011

	Rates	Fringes
--	-------	---------

Ironworkers:		
Fence Erector.....	\$ 26.58	15.76
Ornamental, Reinforcing and Structural.....	\$ 33.00	24.40

PREMIUM PAY:

\$6.00 additional per hour at the following locations:

China Lake Naval Test Station, Chocolate Mountains Naval Reserve-Niland, Edwards AFB, Fort Irwin Military Station, Fort Irwin Training Center-Goldstone, San Clemente Island, San Nicholas Island, Susanville Federal Prison, 29 Palms - Marine Corps, U.S. Marine Base - Barstow, U.S. Naval Air Facility - Sealey, Vandenberg AFB

\$4.00 additional per hour at the following locations:

Army Defense Language Institute - Monterey, Fallon Air Base, Naval Post Graduate School - Monterey, Yermo Marine Corps Logistics Center

\$2.00 additional per hour at the following locations:

Port Hueneme, Port Mugu, U.S. Coast Guard Station - Two Rock

LABO0089-001 07/01/2011

	Rates	Fringes
LABORER (BUILDING and all other Residential Construction)		
Group 1.....	\$ 26.50	14.92
Group 2.....	\$ 26.96	14.92
Group 3.....	\$ 27.37	14.92
Group 4.....	\$ 28.21	14.92
Group 5.....	\$ 32.33	14.92
LABORER (RESIDENTIAL CONSTRUCTION - See definition below)		
(1) Laborer.....	\$ 23.48	14.13
(2) Cleanup, Landscaping, Fencing (chain link or wood).....	\$ 22.19	14.13

RESIDENTIAL DEFINITION: Wood or metal frame construction of single family residences, apartments and condominiums - excluding (a) projects that exceed three stories over a garage level, (b) any utility work such as telephone, gas, water, sewer and other utilities and (c) any fine grading work, utility work or paving work in the future street and public right-of-way; but including all rough grading work

at the job site behind the existing right of way

LABORER CLASSIFICATIONS

GROUP 1: Cleaning and handling of panel forms; Concrete Screeding for Rought Strike-off; Concrete, water curing; Demolition laborer; Flagman; Gas, oil and/or water pipeline laborer; General Laborer; General clean-up laborer; Landscape laborer; Jetting laborer; Temporary water and air lines laborer; Material hoseman (walls, slabs, floors and decks); Plugging, filling of Shee-bolt holes; Dry packing of concrete; Railroad maintenance, Repair Trackman and road beds, Streetcar and railroad construction trac laborers; Slip form raisers; Slurry seal crews (mixer operator, applicator operator, squeegee man, Shuttle man, top man), filling of cracks by any method on any surface; Tarman and mortar man; Tool crib or tool house laborer; Window cleaner; Wire Mesh puling-all concrete pouring operations

GROUP 2: Asphalt Shoveler; Cement Dumper (on 1 yard or larger mixer and handling bulk cement); Cesspool digger and installer; Chucktender; Chute man, pouring concrete, the handling of the cute from ready mix trucks, such as walls, slabs, decks, floors, foundations, footings, curbs, gutters and sidewalks; Concrete curer-impervious membrane and form oiler; Cutting torch operator (demoliton); Guinea chaser; Headboard man-asphlt; Laborer, packing rod steel and pans; membrane vapor barrier installer; Power broom sweepers (small); Riiprap, stonepaver, placing stone or wet sacked concrete; Roto scraper and tiller; Tank sealer and cleaner; Tree climber, faller, chain saw operator, Pittsburgh Chipper and similar type brush shredders; Underground laborers, including caisson bellower

GROUP 3: Buggymobile; Concrete cutting torch; Concrete cutting torch; Concrete pile cutter; Driller, jackhammer, 2 1/2 feet drill steel or longer; Dri Pak-it machine; High sealer (including drilling of same); Hydro seeder and similar type; Impact wrench, mult-plate; Kettleman, potmen and mean applying asphalt, lay-kold, creosote, line caustic and similar type materials (applying means applying, dipping, brushing or handling of such materials for pipe wrapping and waterproofing); Operators of pneumatic, gas, electric tools, vibratring machines, pavement breakers, air blasting, come-along, and similar mechanical tools not separately classified herein; Pipelayers back up man coating, grouting, making of joints, sealing, caulking, diapering and inlcuding rubber gasket joints, pointing and any and all other services; Rotary Scarifier or multiple head concrete chipping scaarifier; Steel header board man and guideline setter; Tampers, Barko, Wacker and similar type; Trenching machine, handpropelled

GROUP 4: Asphalt raker, luterman, ironer, apshalt dumpman and

asphalt spreader boxes (all types); Concrete core cutter (walls, floors or ceilings), Grinder or sander; Concrete saw man; cutting walls or flat work, scoring old or new concrete; Cribber, shorer, lagging, sheeting and trench bracing, hand-guided lagging hammer; Laser beam in connection with laborer's work; Oversize concrete vibrator operator 70 pounds and over; Pipelayer performing all services in the laying, installation and all forms of connection of pipe from the point of receiving pipe in the ditch until completion of operation, including any and all forms of tubular material, whether pipe, metallic or non-metallic, conduit, and any other stationary type of tubular device used for the conveying of any substance or element, whether water, sewage, solid, gas, air or other product whatsoever and without regard to the nature of material from which the tubular material is fabricated; No joint pipe and stripping of same; Prefabricated manhole installer; Sandblaster (nozzleman), Porta shot-blast, water blasting

GROUP 5: Blasters Powderman-All work of loading holes, placing and blasting of all powder and explosives of whatever type, regardless of method used for such loading and placing; Driller-all power drills, excluding jackhammer, whether core, diamond, wagon, track, multiple unit, and any and all other types of mechanical drills without regard to the form of motive power.

LABO0089-002 07/01/2010

	Rates	Fringes
LABORER (MASON TENDER).....	\$ 27.11	14.38

LABO0089-004 07/01/2011

HEAVY AND HIGHWAY CONSTRUCTION

	Rates	Fringes
Laborers:		
GROUP 1.....	\$ 26.50	14.92
GROUP 2.....	\$ 26.96	14.92
GROUP 3.....	\$ 27.37	14.92
GROUP 4.....	\$ 28.21	14.92
GROUP 5.....	\$ 32.33	14.92

LABORER CLASSIFICATIONS

GROUP 1: Laborer: General or Construction Laborer, Landscape Laborer. Asphalt Rubber Material Loader. Boring Machine Tender (outside), Carpenter Laborer (cleaning, handling, oiling & blowing of panel forms and lumber), Concrete Laborer, Concrete Screeding for rough strike-off, Concrete water curing. Concrete Curb & Gutter laborer, Certified

Confined Space Laborer, Demolition laborer & Cleaning of Brick and lumber, Expansion Joint Caulking; Environmental Remediation, Monitoring Well, Toxic waste and Geotechnical Drill tender, Fine Grader, Fire Watcher, Limbers, Brush Loader, Pilers and Debris Handlers. flagman. Gas Oil and Water Pipeline Laborer. Material Hoseman (slabs, walls, floors, decks); Plugging, filling of shee bolt holes; Dry packing of concrete and patching; Post Holer Digger (manual); Railroad maintenance, repair trackman, road beds; Rigging & signaling; Scaler, Slip-Form Raisers, Filling cracks on any surface, tool Crib or Tool House Laborer, Traffic control (signs, barriers, barricades, delineator, cones etc.), Window Cleaner

GROUP 2: Asphalt abatement; Buggymobile; Cement dumper (on 1 yd. or larger mixers and handling bulk cement); Concrete curer, impervious membrane and form oiler; Chute man, pouring concrete; Concrete cutting torch; Concrete pile cutter; driller/Jackhammer, with drill steel 2 1/2 feet or longer; Dry pak-it machine; Fence erector; Pipeline wrapper, gas, oil, water, pot tender & form man; Grout man; Installation of all asphalt overlay fabric and materials used for reinforcing asphalt; Irrigation laborer; Kettleman-Potman hot mop, includes applying asphalt, lay-klold, creosote, lime caustic and similar tyhpes of materials (dipping, brushing, handling) and waterproofing; Membrane vapor barrier installer; Pipelayer backup man (coating, grouting, making of joints, sealing caulkiing, diapering including rubber basket joints, pointing); Rotary scarifier, multiple head concrete chipper; Rock slinger; Roto scraper & tiller; Sandblaster pot tender; Septic tank digger/installer; Tamper/wacker operator; Tank scaler & cleaner; Tar man & mortar man; Tree climber/faller, chainb saw operator, Pittsburgh chipper & similar type brush shredders.

GROUP 3: Asphalt, installation of all frabrics; Buggy Mobile Man, Bushing hammer; Compactor (all types), Concrete Curer - Impervious membrane, Form Oiler, Concrete Cutting Torch, Concrete Pile Cutter, Driller/Jackhammer with drill steel 2 1/2 ft or longer, Dry Pak-it machine, Fence erector including manual post hole digging, Gas oil or water Pipeline Wrapper - 6 ft pipe and over, Guradrail erector, Hydro seeder, Impact Wrench man (multi plate), kettleman-Potman Hot Mop includes applying Asphalt, Lay-Kold, Creosote, lime caustic and similar types of materials (dipping, brushing or handling) and waterproofing. Laser Beam in connection with Laborer work. High Scaler, Operators of Pneumatic Gas or Electric Tools, Vibrating Machines, Pavement Breakers, Air Blasting, Come-Alongs and similar mechanical tools, Remote-Controlled Robotic Tools in connection with Laborers work. Pipelayer Backup Man (Coating, grouting, m makeing of joints, sealing, caulking, diapering including rubber gasket joints, pointing and other services). Power Post Hole Digger,

Rotary Scarifier (multiple head concrete chipper scarifier), Rock Slinger, Shot Blast equipment (8 to 48 inches), Steel Headerboard Man and Guideline Setter, Tamper/Wacker operator and similar types, Trenching Machine hand propelled.

GROUP 4: Any worker exposed to raw sewage. Asphalt Raker, Luteman, Asphalt Dumpman, Asphalt Spreader Boxes, Concrete Core Cutter, Concrete Saw Man, Cribber, Shorer, Head Rock Slinger. Installation of subsurface instrumentation, monitoring wells or points, remediation system installer; Laborer, asphalt-rubber distributor bootman; Oversize concrete vibrator operators, 70 pounds or over. Pipelayer, Prefabricated Manhole Installer, Sandblast Nozzleman (Water Blasting-Porta Shot Blast), Traffic Lane Closure.

GROUP 5: Blasters Powderman-All work of loading holes, placing and blasting of all powder and explosives of whatever type, regardless of method used for such loading and placing; Horizontal directional driller, Boring system, Electronic tracking, Driller: all power drills excluding jackhammer, whether core, diamond, wagon, track, multiple unit, and all other types of mechanical drills without regard to form of motive power. Environmental remediation, Monitoring well, Toxic waste and Geotechnical driller, Toxic waste removal. Welding in connection with Laborer's work.

LABO0300-008 08/05/2009

	Rates	Fringes
LABORER		
PLASTER CLEAN-UP LABORER....	\$ 26.65	15.95
PLASTER TENDER.....	\$ 29.20	15.95

Work at Military Bases - \$3.00 additional per hour:
 Coronado Naval Amphibious Base, Fort Irwin, Marine Corps Air Station-29 Palms, Imperial Beach Naval Air Station, Marine Corps Logistics Supply Base, Marine Corps Pickle Meadows, Mountain Warfare Training Center, Naval Air Facility-Seeley, North Island Naval Air Station, Vandenberg AFB.

LABO0882-002 01/01/2010

	Rates	Fringes
Asbestos Removal Laborer.....	\$ 26.15	11.65

SCOPE OF WORK: Includes site mobilization, initial site cleanup, site preparation, removal of asbestos-containing material and toxic waste, encapsulation, enclosure and disposal of asbestos- containing materials and toxic waste by hand or with equipment or machinery; scaffolding,

fabrication of temporary wooden barriers and assembly of decontamination stations.

LABO1184-001 07/01/2011

	Rates	Fringes
Laborers: (HORIZONTAL DIRECTIONAL DRILLING)		
(1) Drilling Crew Laborer...	\$ 28.01	11.48
(2) Vehicle Operator/Hauler.	\$ 28.18	11.48
(3) Horizontal Directional Drill Operator.....	\$ 30.03	11.48
(4) Electronic Tracking Locator.....	\$ 32.03	11.48
Laborers: (STRIPING/SLURRY SEAL)		
GROUP 1.....	\$ 28.50	14.56
GROUP 2.....	\$ 29.80	14.56
GROUP 3.....	\$ 31.81	14.56
GROUP 4.....	\$ 33.55	14.56

LABORERS - STRIPING CLASSIFICATIONS

GROUP 1: Protective coating, pavement sealing, including repair and filling of cracks by any method on any surface in parking lots, game courts and playgrounds; carstops; operation of all related machinery and equipment; equipment repair technician

GROUP 2: Traffic surface abrasive blaster; pot tender - removal of all traffic lines and markings by any method (sandblasting, waterblasting, grinding, etc.) and preparation of surface for coatings. Traffic control person: controlling and directing traffic through both conventional and moving lane closures; operation of all related machinery and equipment

GROUP 3: Traffic delineating device applicator: Layout and application of pavement markers, delineating signs, rumble and traffic bars, adhesives, guide markers, other traffic delineating devices including traffic control. This category includes all traffic related surface preparation (sandblasting, waterblasting, grinding) as part of the application process. Traffic protective delineating system installer: removes, relocates, installs, permanently affixed roadside and parking delineation barricades, fencing, cable anchor, guard rail, reference signs, monument markers; operation of all related machinery and equipment; power broom sweeper

GROUP 4: Striper: layout and application of traffic stripes and markings; hot thermo plastic; tape traffic stripes and markings, including traffic control; operation of all related machinery and equipment

PAIN0036-001 01/01/2012

	Rates	Fringes
Painters: (Including Lead Abatement)		
(1) Repaint (excludes San Diego County).....	\$ 26.05	10.35
(2) All Other Work.....	\$ 29.32	10.35

REPAINT of any previously painted structure. Exceptions: work involving the aerospace industry, breweries, commercial recreational facilities, hotels which operate commercial establishments as part of hotel service, and sports facilities.

PAIN0036-010 10/05/2011

	Rates	Fringes
DRYWALL FINISHER/TAPER		
(1) Building & Heavy Construction.....	\$ 33.22	13.81
(2) Residential Construction (Wood frame apartments, single family homes and multi-duplexes up to and including four stories).....	\$ 21.72	11.13

PAIN0036-012 10/01/2011

	Rates	Fringes
GLAZIER.....	\$ 38.80	15.50

PAIN0036-019 02/01/2009

	Rates	Fringes
SOFT FLOOR LAYER.....	\$ 26.77	11.75

PLAS0200-005 08/01/2011

	Rates	Fringes
PLASTERER.....	\$ 35.29	12.05

NORTH ISLAND NAVAL AIR STATION, COLORADO NAVAL AMPHIBIOUS BASE, IMPERIAL BEACH NAVAL AIR STATION: \$3.00 additional per hour.

PLAS0500-001 06/26/2010

	Rates	Fringes
CEMENT MASON/CONCRETE FINISHER		
GROUP 1.....	\$ 22.29	9.90
GROUP 2.....	\$ 23.94	9.90
GROUP 3.....	\$ 26.57	10.35

CEMENT MASONS - work inside the building line, meeting the following criteria:

GROUP 1: Residential wood frame project of any size; work classified as Type III, IV or Type V construction; interior tenant improvement work regardless the size of the project; any wood frame project of four stories or less.

GROUP 2: Work classified as type I and II construction

GROUP 3: All other work

 PLUM0016-006 07/01/2011

	Rates	Fringes
PLUMBER, PIPEFITTER, STEAMFITTER		
Camp Pendleton.....	\$ 44.00	19.35
Plumber and Pipefitter All other work except work on new additions and remodeling of bars, restaurant, stores and commercial buildings not to exceed 5,000 sq. ft. of floor space and work on strip malls, light commercial, tenant improvement and remodel work.....	\$ 39.50	19.35
Work ONLY on new additions and remodeling of commercial buildings, bars, restaurants, and stores not to exceed 5,000 sq. ft. of floor space.....	\$ 38.30	18.37
Work ONLY on strip malls, light commercial, tenant improvement and remodel work.....	\$ 30.79	16.70

 PLUM0016-011 07/01/2011

	Rates	Fringes
PLUMBER/PIPEFITTER		
Residential.....	\$ 31.92	15.27

PLUM0345-001 07/01/2011

	Rates	Fringes
PLUMBER		
Landscape/Irrigation Fitter..\$	27.35	16.34
Sewer & Storm Drain Work....\$	26.82	18.18

ROOF0045-001 07/01/2011

	Rates	Fringes
ROOFER.....\$	23.46	6.70

* SFCA0669-001 04/01/2012

	Rates	Fringes
SPRINKLER FITTER.....\$	34.18	18.51

SHEE0206-001 01/01/2012

	Rates	Fringes
SHEET METAL WORKER		
Camp Pendleton.....\$	35.05	19.23
Except Camp Pendleton.....\$	33.05	19.23
Sheet Metal Technician.....\$	25.22	6.69

SHEET METAL TECHNICIAN - SCOPE:

- a. Existing residential buildings, both single and multi-family, where each unit is heated and/or cooled by a separate system
- b. New single family residential buildings including tracts.
- c. New multi-family residential buildings, not exceeding five stories of living space in height, provided each unit is heated or cooled by a separate system. Hotels and motels are excluded.
- d. LIGHT COMMERCIAL WORK: Any sheet metal, heating and air conditioning work performed on a project where the total construction cost, excluding land, is under \$1,000,000
- e. TENANT IMPROVEMENT WORK: Any work necessary to finish interior spaces to conform to the occupants of commercial buildings, after completion of the building shell

TEAM0036-001 07/01/2011

	Rates	Fringes
Truck drivers:		
GROUP 1.....\$	14.90	19.50
GROUP 2.....\$	24.49	19.50
GROUP 3.....\$	24.69	19.50
GROUP 4.....\$	24.89	19.50
GROUP 5.....\$	25.09	19.50

GROUP 6.....	\$ 25.59	19.50
GROUP 7.....	\$ 27.09	19.50

FOOTNOTE: HAZMAT PAY: Work on a hazmat job, where hazmat certification is required, shall be paid, in addition to the classification working in, as follows: Levels A, B and C - +\$1.00 per hour. Workers shall be paid hazmat pay in increments of four (4) and eight (8) hours.

TRUCK DRIVER CLASSIFICATIONS

GROUP 1: Fuel Man, Swamper

GROUP 2: 2-axle Dump Truck, 2-axle Flat Bed, Concrete Pumping Truck, Industrial Lift Truck, Motorized Traffic Control, Pickup Truck on Jobsite

GROUP 3: 2-axle Water Truck, 3-axle Dump Truck, 3-axle Flat Bed, Erosion Control Nozzleman, Dump Crete Truck under 6.5 yd, Forklift 15,000 lbs and over, Prell Truck, Pipeline Work Truck Driver, Road Oil Spreader, Cement Distributor or Slurry Driver, Bootman, Ross Carrier

GROUP 4: Off-road Dump Truck under 35 tons 4-axles but less than 7-axles, Low-Bed Truck & Trailer, Transit Mix Trucks under 8 yd, 3-axle Water Truck, Erosion Control Driver, Grout Mixer Truck, Dump Crete 6.5yd and over, Dumpster Trucks, DW 10, DW 20 and over, Fuel Truck and Dynamite, Truck Greaser, Truck Mounted Mobile Sweeper 2-axle Winch Truck

GROUP 5: Off-road Dump Truck 35 tons and over, 7-axles or more, Transit Mix Trucks 8 yd and over, A-Frame Truck, Swedish Cranes

GROUP 6: Off-Road Special Equipment (including but not limited to Water Pull Tankers, Athey Wagons, DJB, B70 Wuclids or like Equipment)

GROUP 7: Repairman

WELDERS - Receive rate prescribed for craft performing operation to which welding is incidental.

=====
Unlisted classifications needed for work not included within the scope of the classifications listed may be added after award only as provided in the labor standards contract clauses (29CFR 5.5 (a) (1) (ii)).

The body of each wage determination lists the classification

and wage rates that have been found to be prevailing for the cited type(s) of construction in the area covered by the wage determination. The classifications are listed in alphabetical order of "identifiers" that indicate whether the particular rate is union or non-union.

Union Identifiers

An identifier enclosed in dotted lines beginning with characters other than "SU" denotes that the union classification and rate have found to be prevailing for that classification. Example: PLUM0198-005 07/01/2011. The first four letters, PLUM, indicate the international union and the four-digit number, 0198, that follows indicates the local union number or district council number where applicable, i.e., Plumbers Local 0198. The next number, 005 in the example, is an internal number used in processing the wage determination. The date, 07/01/2011, following these characters is the effective date of the most current negotiated rate/collective bargaining agreement which would be July 1, 2011 in the above example.

Union prevailing wage rates will be updated to reflect any changes in the collective bargaining agreements governing the rate.

Non-Union Identifiers

Classifications listed under an "SU" identifier were derived from survey data by computing average rates and are not union rates; however, the data used in computing these rates may include both union and non-union data. Example: SULA2004-007 5/13/2010. SU indicates the rates are not union rates, LA indicates the State of Louisiana; 2004 is the year of the survey; and 007 is an internal number used in producing the wage determination. A 1993 or later date, 5/13/2010, indicates the classifications and rates under that identifier were issued as a General Wage Determination on that date.

Survey wage rates will remain in effect and will not change until a new survey is conducted.

WAGE DETERMINATION APPEALS PROCESS

1.) Has there been an initial decision in the matter? This can be:

- * an existing published wage determination
- * a survey underlying a wage determination
- * a Wage and Hour Division letter setting forth a position on a wage determination matter
- * a conformance (additional classification and rate) ruling

On survey related matters, initial contact, including requests

for summaries of surveys, should be with the Wage and Hour Regional Office for the area in which the survey was conducted because those Regional Offices have responsibility for the Davis-Bacon survey program. If the response from this initial contact is not satisfactory, then the process described in 2.) and 3.) should be followed.

With regard to any other matter not yet ripe for the formal process described here, initial contact should be with the Branch of Construction Wage Determinations. Write to:

Branch of Construction Wage Determinations
Wage and Hour Division
U.S. Department of Labor
200 Constitution Avenue, N.W.
Washington, DC 20210

2.) If the answer to the question in 1.) is yes, then an interested party (those affected by the action) can request review and reconsideration from the Wage and Hour Administrator (See 29 CFR Part 1.8 and 29 CFR Part 7). Write to:

Wage and Hour Administrator
U.S. Department of Labor
200 Constitution Avenue, N.W.
Washington, DC 20210

The request should be accompanied by a full statement of the interested party's position and by any information (wage payment data, project description, area practice material, etc.) that the requestor considers relevant to the issue.

3.) If the decision of the Administrator is not favorable, an interested party may appeal directly to the Administrative Review Board (formerly the Wage Appeals Board). Write to:

Administrative Review Board
U.S. Department of Labor
200 Constitution Avenue, N.W.
Washington, DC 20210

4.) All decisions by the Administrative Review Board are final.

=====
END OF GENERAL DECISION

11. FEDERAL LABOR STANDARDS PROVISIONS (Office of the Secretary of Labor 29 CFR 5):

Applicability

The Project or Program to which the construction work covered by this contract pertains is being assisted by the United States of America and the following Federal Labor Standards Provisions are included in this Contract pursuant to the provisions applicable to such Federal assistance.

A. 1. Minimum Wages. (i) All laborers and mechanics employed or working upon the site of the work, (or under the United States Housing Act of 1937 or under the Housing Act of 1949 in the construction or development of the project) will be paid unconditionally and not less often than once a week, and without subsequent deduction or rebate on any account (except such payroll deductions as are permitted by regulations issued by the Secretary of Labor under the Copeland Act (29 CFR Part 3), the full amount of wages and bona fide fringe benefits (or cash equivalents thereof) due at time of payment computed at rates not less than those contained in the wage determination of the Secretary of Labor which is attached hereto and made a part hereof, regardless of any contractual relationship which may be alleged to exist between the contractor and such laborers and mechanics.

Contributions made or costs reasonably anticipated for bona fide fringe benefits under Section 1(b)(2) of the Davis-Bacon Act on behalf of laborers or mechanics are considered wages paid to such laborers or mechanics, subject to the provisions of 29 CFR 5.5(a)(1)(iv); also, regular contributions made or costs incurred for more than a weekly period (but not less often than quarterly) under plans, funds, or programs, which cover the particular weekly period, are deemed to be constructively made or incurred during such weekly period. Such laborers and mechanics shall be paid the appropriate wage rate and fringe benefits on the wage determination for the classification of work actually performed, without regard to skill, except as provided in 29 CFR 5.5(a)(4). Laborers or mechanics performing work in more than one classification may be compensated at the rate specified for each classification for the time actually worked therein: Provided, that the employer's payroll records accurately set forth the time spent in each classification in which work is performed. The wage determination (including any additional classification and wage rates conformed under 29 CFR 5.5(a)(1)(ii) and the Davis-Bacon poster (WH-1321) shall be posted at all times by the contractor and its subcontractors at the site of the work in a prominent and accessible, place where it can be easily seen by the workers.

(ii) (A) Any class of laborers or mechanics, including helpers, which is not listed in the wage determination and which is to be employed under the contract shall be classified in conformance with the wage determination. The Federal Agency or its designee shall approve an additional classification and wage rate and fringe benefits therefore only when the following criteria have been met:

- (1)** The work to be performed by the classification requested is not performed by a classification in the wage determination; and
- (2)** The classification is utilized in the area by the construction industry; and
- (3)** The proposed wage rate, including any bona fide fringe benefits, bears a reasonable relationship to the wage rates contained in the wage determination.

(B) If the contractor and the laborers and mechanics to be employed in the classification (if known), or their representatives, and the contracting officer or its designee agree on the classification and wage rate (including the amount designated for fringe benefits where appropriate), a report of the action taken shall be sent by the contracting officer to the Administrator of the Wage and Hour Division, Employment Standards Administration, U.S. Department of Labor, Washington, D.C. 20210. The Administrator, or an authorized representative, will approve, modify, or disapprove every additional classification action within 30 days of receipt and so advise the contracting officer or will notify the contracting officer within the 30-day period that additional time is necessary.

(C) In the event the contractor, the laborers or mechanics to be employed in the classification or their representatives, and the contracting officer do not agree on the proposed classification and wage rate (including the amount designated for fringe benefits, where appropriate), the contracting officer shall refer the questions, including the views of all interested parties and the recommendation of the contracting officer, to the Administrator for determination. The Administrator, or an authorized representative, will issue a determination within 30 days of receipt and so advise contracting officer or will notify the contracting officer within the 30-day period that additional time is necessary.

(D) The wage rate (including fringe benefits where appropriate) determined pursuant to subparagraphs (1)(ii)(b) or (c) of this section, shall be paid to all workers performing work in the classification under this contract from the first day on which work is performed in the classification.

(iii) Whenever the minimum wage rate prescribed in the contract for a class of laborers or mechanics includes a fringe benefit which is not expressed as an hourly rate, the contractor shall either pay the benefit as stated in the wage determination or shall pay another bona fide fringe benefit or an hourly cash equivalent thereof.

(iv) If the contractor does not make payments to a trustee or other third person, the contractor may consider as part of the wages of any laborer or mechanic the amount of any costs reasonably anticipated in providing bona fide fringe benefits under a plan or program, Provided, That the Secretary of Labor has found, upon the written request of the contractor, that the applicable standards of the Davis-Bacon Act have been met. The Secretary of Labor may require the contractor to set aside in a separate account assets for the meeting of obligations under the plan or program.

2. Withholding. The Federal Agency or its designee shall upon its own action or upon written request of an authorized representative of the Department of Labor withhold or cause to be withheld from the contractor under this contract or any other Federal contract with the same prime contractor, or any other Federally-assisted contract subject to Davis-Bacon prevailing wage requirements, which is held by the same prime contractor so much of the accrued payments or advances as may be considered necessary to pay laborers and mechanics, including apprentices, trainees and helpers, employed by the contractor or any subcontractor the full amount of wages required by the contract. In the event of failure to pay any laborer or mechanic, including any apprentice, trainee or helper, employed or working on the site of the work (or under the United States Housing Act of 1937 or under the Housing Act of 1949 in the construction or development of the project), all or part of the wages required by the contract, the Federal Agency or its designee may, after written notice to the contractor, sponsor, applicant, or owner, take such action as may be necessary to cause the suspension of any further payment, advance, or guarantee of funds until such violations have ceased.

3. Payrolls and basic records. (i) Payrolls and basic records relating thereto shall be maintained by the contractor during the course of the work preserved for a period of 3 years thereafter for all laborers and mechanics working at the site of the work (or under the United States Housing Act of 1937 or under the Housing Act of 1949 in the construction or development of the project. Such records shall contain the name, address, and social security number of each such worker, his or her correct classification, hourly rates of wages paid (including rates of contributions or costs anticipated for bona fide fringe benefits or cash equivalents thereof of the types described in Section l(b)(2)(B) of the Davis-bacon Act), daily and weekly number of hours worked, deductions made and actual wages paid. Whenever the Secretary of Labor has found under 29 CFR 5.5 (a)(1)(iv) that the wages of any laborer or mechanic include the amount of any costs reasonably anticipated in providing benefits under a plan or program described in Section l(b)(2)(B) of the Davis-Bacon Act, the contractor shall maintain records which show that the commitment to provide such benefits is enforceable, that the plan or program is financially responsible, and that the plan or program has been communicated in writing to the laborers or mechanics affected, and records which show the costs anticipated or the actual cost incurred in providing such benefits. Contractors employing apprentices or

trainees under approved programs shall maintain written evidence of the registration of apprenticeship programs and certification of trainee programs, the registration of the apprentices and trainees, and the ratios and wage rates prescribed in the applicable programs.

(ii) (A) The contractor shall submit weekly for each week in which any contract work is performed a copy of all payrolls to the Federal Agency or its designee if the agency is a party to the contract, but if the agency is not such a party, the contractor will submit the payrolls to the applicant sponsor, or owner, as the case may be, for transmission to the Federal Agency or its designee. The payrolls submitted shall set out accurately and completely all of the information required to be maintained under 29 CFR 5.5(a)(3)(i) except that full social security numbers and home addresses shall not be included on weekly transmittals. Instead the payrolls shall only need to include an individually identifying number for each employee (e.g., the last four digits of the employee's social security number). The required weekly payroll information may be submitted in any form desired.

Optional Form WH-347 is available for this purpose from the Wage and Hour Division Web site at

<http://www.dol.gov/esa/whd/forms/wh347instr.htm>

or its successor site. The prime contractor is responsible for the submission of copies of payrolls by all subcontractors. Contractors and subcontractors shall maintain the full social security number and current address of each covered worker, and shall provide them upon request to the Federal Agency or its designee if the agency is a party to the contract, but if the agency is not such a party, the contractor will submit the payrolls to the applicant sponsor, or owner, as the case may be, for transmission to the Federal Agency, the contractor, or the Wage and Hour Division of the Department of Labor for purposes of an investigation or audit of compliance with prevailing wage requirements. It is not a violation of this subparagraph for a prime contractor to require a subcontractor to provide addresses and social security numbers to the prime contractor for its own records, without weekly submission to the sponsoring government agency (or the applicant, sponsor, or, owner).

(B) Each payroll submitted shall be accompanied by a "Statement of Compliance," signed by the contractor or subcontractor or his or her agent who pays or supervises the payment of the persons employed under the contract and shall certify the following:

(1) That the payroll for the payroll period contains the information required to be provided under 29 CFR 5.5 (a)(3)(ii), the appropriate information is being maintained under 29 CFR 5.5(a)(3)(i), and that such information is correct and complete;

(2) That each laborer or mechanic (including each helper, apprentice, and trainee) employed on the contract during the payroll period has been paid the full weekly wages earned, without rebate, either directly or indirectly, and that no deductions have been made either directly or indirectly from the full wages earned, other than permissible deductions as set forth in 29 CFR Part 3;

(3) That each laborer or mechanic has been paid not less than the applicable wage rates and fringe benefits or cash equivalents for the classification of work performed, as specified in the applicable wage determination incorporated into the contract.

(C) The weekly submission of a properly executed certification set forth on the reverse side of Optional Form WH-347 shall satisfy the requirement for submission of the "Statement of Compliance" required by subparagraph A.3.(ii)(b) of this section.

(D) The falsification of any of the above certifications may subject the contractor or subcontractor to civil or criminal prosecution under Section 1001 of Title 18 and Section 231 of Title 31 of the United States Code.

(iii) The contractor or subcontractor shall make the records required under subparagraph A.3.(i) of this section available for inspection, copying, or transcription by authorized representatives of the Federal Agency or its designee or the Department of Labor, and shall permit such representatives to interview employees during working hours on the job. If the contractor or subcontractor fails to submit the required records or to make them available, Federal agency or its designee may, after written notice to the contractor,

sponsor, applicant or owner, take such action as may be necessary to cause the suspension of any further payment, advance, or guarantee of funds. Furthermore, failure to submit the required records upon request or to make such records available may be grounds for debarment action pursuant to 29 CFR 5.12.

4. Apprentices and Trainees. (i) Apprentices. Apprentices will be permitted to work at less than the predetermined rate for the work they performed when they are employed pursuant to and individually registered in a bona fide apprenticeship program registered with the U.S. Department of Labor, Employment and Training Administration, Office of Apprenticeship Training, Employer and Labor Services, or with a State Apprenticeship Agency recognized by the Office, or if a person is employed in his or her first 90 days of probationary employment as an apprentice in such an apprenticeship program, who is not individually registered in the program, but who has been certified by the Office of Apprenticeship Training, Employer and Labor Services or a State Apprenticeship Agency (where appropriate) to be eligible for probationary employment as an apprentice. The allowable ratio of apprentices to journeymen on the job site in any craft classification shall not be greater than the ratio permitted to the contractor as to the entire work force under the registered program. Any worker listed on a payroll at an apprentice wage rate, who is not registered or otherwise employed as stated above, shall be paid not less than the applicable wage rate on the wage determination for the classification of work actually performed. In addition, any apprentice performing work on the job site in excess of the ratio permitted under the registered program shall be paid not less than the applicable wage rate on the wage determination for the work actually performed. Where a contractor is performing construction on a project in a locality other than that in which its program is registered, the ratios and wage rates (expressed in percentages of the journeyman's hourly rate) specified in the contractor's or subcontractor's registered program shall be observed. Every apprentice must be paid at not less than the rate specified in the registered program for the apprentice's level of progress, expressed as a percentage of the journeymen hourly rate specified in the applicable wage determination.

Apprentices shall be paid fringe benefits in accordance with the provisions of the apprenticeship program. If the apprenticeship program does not specify fringe benefits, apprentices must be paid the full amount of fringe benefits listed on the wage determination for the applicable classification. If the Administrator determines that a different practice prevails for the applicable apprentice classification, fringes shall be paid in accordance with that determination. In the event the Office of Apprenticeship Training, Employer and Labor Services, or a State Apprenticeship Agency recognized by the Office, withdraws approval of an apprenticeship program, the contractor will no longer be permitted to utilize apprentices at less than the applicable predetermined rate for the work performed until an acceptable program is approved.

(ii) Trainees. Except as provided in 29 CFR 5.16, trainees will not be permitted to work at less than the predetermined rate for the work performed unless they are employed pursuant to and individually registered in a program which has received prior approval, evidenced by formal certification by the U.S. Department of Labor, Employment and Training Administration. The ratio of trainees to journeymen on the job site shall not be greater than permitted under the plan approved by the Employment and Training Administration. Every trainee must be paid at not less than the rate specified in the approved program for the trainee's level of progress, expressed as a percentage of the journeyman hourly rate specified in the applicable wage determination. Trainees shall be paid fringe benefits in accordance with the provisions of the trainee program. If the trainee program does not mention fringe benefits, trainees shall be paid the full amount of fringe benefits listed on the wage determination unless the Administrator of the Wage and Hour Division determines that there is an apprenticeship program associated with the corresponding journeyman wage rate on the wage determination which provides for less than full fringe benefits for apprentices. Any employee listed on the payroll at a trainee rate who is not registered and participating in a training plan approved by the Employment and Training Administration shall be paid not less than the applicable wage rate on the wage determination for the work actually performed. In addition, any trainee performing work on the job site in excess of the ratio permitted under the registered program shall be paid not less than the applicable wage rate on the wage determination for the work actually performed. In the event the Employment and Training Administration withdraws approval of a training program, the contractor will no

longer be permitted to utilize trainees at less than the applicable predetermined rate for the work performed until an acceptable program is approved.

(iii) Equal employment opportunity. The utilization of apprentices, trainees and journeymen under 29 CFR Part 5 shall be in conformity with the equal employment opportunity requirements of Executive Order 11246, as amended, and 29 CFR Part 30.

5. Compliance with Copeland Act requirements. The contractor shall comply with the requirements of 29 CFR Part 3 which are incorporated by reference in this contract

6. Subcontracts. The contractor or subcontractor will insert in any subcontracts the clauses contained in 29 CFR 5.59(a)(1) through (10 and such other clauses as the Federal Agency may by appropriate instructions require, and a copy of the applicable prevailing wage decision, and also a clause requiring the subcontractors to include these clauses in any lower tier subcontracts. The prime contractor shall be responsible for the compliance by any subcontractor or lower tier subcontractor with all the contract clauses in 29 CFR 5.5.

7. Contract termination; debarment. A breach of the contract clauses in 29 CFR 5.5 may be grounds for termination of the contract and for debarment as a contractor and a subcontractor as provided in 29 CFR 5.12.

8. Compliance with Davis-Bacon and Related Act Requirements. All rulings and interpretations of the Davis-Bacon and Related Acts contained in 29 CFR Parts 1, 3, and 5 are herein incorporated by reference in this contract.

9. Disputes concerning labor standards. Disputes arising out of the labor standards provisions of this contract shall not be subject to the general disputes clause of this contract. Such disputes shall be resolved in accordance with the procedures of the Department of Labor set forth in 29 CFR Parts 5, 6, and 7. Disputes within the meaning of this clause include disputes between the contractor (or any of its subcontractors) and the contracting agency, the U.S. Department of Labor, or the employees or their representatives.

10. (i) Certification of Eligibility. By entering into this contract the contractor certifies that neither it (nor he or she) nor any person or firm who has an interest in the contractor's firm is a person or firm ineligible to be awarded Government contracts by virtue of Section 3(a) of the Davis-Bacon Act or 29 CFR 5.12(a)(1).

(ii) No part of this contract shall be subcontracted to any person or firm ineligible for award of a Government contract by virtue of Section 3(a) of the Davis-Bacon Act or 29 CFR 5.12(a)(1)..

(iii) The penalty for making false statements is prescribed in the U.S. Criminal Code, 18 U.S.C. 1001.

b. Contract Work Hours and Safety Standards Act. The provisions of this paragraph b are applicable where the amount of the prime contract exceeds \$100,000. As used in this paragraph, the terms "laborers" and "mechanics" include watchmen and guards.

(1) Overtime requirements. No contractor or subcontractor contracting for any part of the contract work which may require or involve the employment of laborers or mechanics shall require or permit any such laborer or mechanic in any workweek in which the individual is employed on such work to work in excess of 40 hours in such workweek unless such laborer or mechanic receives compensation at a rate not less than one and one-half times the basic rate of pay for all hours worked in excess of 40 hours in such workweek.

(2) Violation; liability for unpaid wages; liquidated damages. In the event of any violation of the clause set forth in subparagraph (b)(1) of this section, the contractor and any subcontractor responsible therefore shall be liable for the unpaid wages. In addition, such contractor and subcontractor shall be liable to the United States (in the case of work done under contract for the District of Columbia or a territory, to such District or to such territory), for liquidated damages. Such liquidated damages shall be computed with respect to each individual laborer or mechanic, including watchmen and guards, employed in violation of the clause set forth in subparagraph (b)(1) of this paragraph, in the sum of \$10 for each calendar day on which such

individual was required or permitted to work in excess of the standard workweek of 40 hours without payment of the overtime wages required by the clause set forth in sub paragraph (b)(1) of this section.

(3) Withholding for unpaid wages and liquidated damages. The Federal Agency or its designee shall upon its own action or upon written request of an authorized representative of the Department of Labor withhold or cause to be withheld, from any moneys payable on account of work performed by the contractor or subcontractor under any such contract or any other Federal contract with the same prime contract, or any other Federally-assisted contract subject to the Contract Work Hours and Safety Standards Act which is held by the same prime contractor such sums as may be determined to be necessary to satisfy any liabilities of such contractor or subcontractor for unpaid wages and liquidated damages as provided in the clause set forth in subparagraph (b)(2) of this section.

(4) Subcontracts. The contractor or subcontractor shall insert in any subcontracts the clauses set forth in subparagraph (b)(1) through (4) of this section and also a clause requiring the subcontractors to include these clauses in any lower tier subcontracts. The prime contractor shall be responsible for compliance by any subcontractor or lower tier subcontractor with the clauses set forth in subparagraphs (b)(1) through (4) of this section.

C. In addition to the clauses contained in paragraph (b), in any contract subject only to the Contract Work Hours and Safety Standards Act and not to any of the other statutes cited in Sec. 5.1, the Agency Head shall cause or require the contracting officer to insert a clause requiring that the contractor or subcontractor shall maintain payrolls and basic payroll records during the course of the work and shall preserve them for a period of three years from the completion of the contract for all laborers and mechanics, including guards and watchmen, working on the contract. Such records shall contain the name and address of each such employee, social security number, correct classifications, hourly rates of wages paid, daily and weekly number of hours worked, deductions made, and actual wages paid. Further, the Agency Head shall cause or require the contracting officer to insert in any such contract a clause providing that the records to be maintained under this paragraph shall be made available by the contractor or subcontractor for inspection, copying, or transcription by authorized representatives of the (write the name of agency) and the Department of Labor, and the contractor or subcontractor will permit such representatives to interview employees during working hours on the job.

12. AGENCY SPECIFIC PROVISIONS:

Note: Failure to comply with these specifications e.g., taking the specified steps prior to Bid opening, and to submit the forms located in Volume 2 with the Bid will lead to the Bid being declared **non-responsive** and, therefore, shall be rejected.

12.1. All EPA Funded Contracts:

1. Federal Disadvantaged Business Enterprise (DBE) regulations apply to this project. (Reference 40 Code of Federal Regulations Part 33 - Participation by Disadvantaged Business Enterprises in U.S. Environmental Protection Agency Programs).
2. The responsive Bid shall conform to GFE to increase DBE awareness of procurement opportunities through race and gender neutral efforts. Race and gender neutral efforts are ones which increase awareness of contracting opportunities in general, including outreach, recruitment and technical assistance.
3. Bidder agrees that it will cooperate with and assist the City in fulfilling the DBE Good Faith Effort Requirement achieving "fair share objectives" and will exercise GFE to achieve such minimum participation of small, minority and women owned businesses. In particular, in submitting a bid, the Bidder shall, in the selection of Subcontractors, and Suppliers for the procurement of equipment, supplies, construction, and services related to the project, at a minimum, undertake the affirmative GFE steps.
4. In accordance with EPA's Program for Utilization of Small, Minority Disadvantaged and Women Business Enterprises in procurement under Federal assistance programs, the Contractor agrees to the applicable "fair share objectives" as specified in the "Special Notice" page.
5. The provisions in the Contract Documents have been incorporated to prevent unfair practices that adversely affect DBEs.
6. If a DBE Subcontractor fails to complete the Work under the subcontract for any reason, the Contractor shall employ the 6 GFE if soliciting a replacement Subcontractor. The Contractor shall employ the 6 GFE described below even if the Contractor has achieved its fair share objectives.
7. Good Faith Efforts:
 - a) The Contractor shall demonstrate that efforts were made to attract DBEs on this contract. The "Good Faith" effort requires the Contractor and any Subcontractors to take the steps listed in these specifications to assure that DBEs are used whenever possible as sources of supplies, construction, equipment, or services even if the Contractor has achieved its fair share objectives.
 - b) If the Contractor awards subcontracts, it shall require the Subcontractors to take the steps in these specifications.

- c) For the EPA defined GFE, see the steps below:
1. Ensure DBEs are made aware of contracting opportunities to the fullest extent practicable through outreach and recruitment activities. For Indian Tribal, State and Local and Government recipients, this will include placing DBEs on solicitation lists and soliciting them whenever they are potential sources.
 2. Make information on forthcoming opportunities available to DBEs and arrange time frames for contracts and establish delivery schedules, where the requirements permit, in a way that encourages and facilitates participation by DBEs in the competitive process. This includes, whenever possible, posting solicitations for bids or proposals for a minimum of 30 days before the bid or proposal closing date.
 3. Consider in the contracting process whether firms competing for large contracts could subcontract with DBEs. For Indian Tribal, State and local Government recipients, this will include dividing total requirements when economically feasible into smaller tasks or quantities to permit maximum participation by DBEs in the competitive process. Include with the GFE documentation a completed copy of the form AA61, "List of Work Made Available."
 4. Encourage contracting with a consortium of DBEs when a contract is too large for one of these firms to handle individually.
 5. Use the services and assistance of the U.S. Small Business Administration (SBA) and the Minority Business Development Agency (MBDA) of the Department of Commerce (DOC). See "DBE Potential Resources Centers" Section in a later part these specifications.
 6. If the Contractor awards Subcontracts, the Contractor shall take the steps in paragraphs (1) through (5) above.

12.1.1. Clean Water State Revolving Fund (CWSRF) Projects Only:

12.1.2. For contracts subject to CWSRF, refer to Subsection 1, "All EPA Funded Contracts" above and the following:

12.1.3. The Bidder shall take affirmative steps prior to Bid opening to assure that MBE's and WBE's are used whenever possible as sources of supplies, construction and services.

12.1.4. The affirmative steps are defined for contracts funded by the California State Water Resources Control Board as follows:

1. Utilization of SBA and MBDA resources is required at no cost. These agencies offer several services, including Internet access to databases of DBEs. SBA's database is <http://www.ccr.gov/>

2. For additional assistance, the Contractor can telephone the local offices of both agencies in their area (SBA Minority Enterprise Development Offices and DOC MBDA Regional Centers). The Internet web sites also include names, addresses, and phone or fax numbers of local SBA and MBDA centers. There are contact phone numbers listed in Step 3 that will assist you in reaching the 2 offices if the Internet is unavailable. Do not write to these sources.
3. The Contractor shall provide documentation that the local SBA/MBDA offices or web sites were notified of the contracting bid opportunity at least 15 Working Days prior to Bid opening and solicitation to DBE Subcontractors at least 10 Working Days prior to Bid opening. Documentation shall not only include the efforts to contact the information sources and list the Contract opportunity, but also the solicitation and response to the bid request.
4. Include qualified DBEs on solicitation lists and record the information on CWSRF Form 1. Solicitation shall be as broad as possible. The following web sites include a list of available sources for expanding the search for eligible DBEs:
 1. <http://www.sba.gov>
 2. <http://www.ccr.gov>
 3. <http://www.mbda.gov>
5. If DBE sources are not located, explain why and describe the efforts made.
6. The Contractor shall send invitations to at least 3 (or all, if less than 3) DBE vendors for each item of the Work referred by sources contacted. The invitations shall adequately specify the items for which bids are requested. The record of GFE shall indicate a real desire for a positive response, such as a certified mail receipt or a documented telephone conversation.
7. A regular letter or an unanswered telephone call is not an adequate “good faith” effort. A list of all Subcontractors, including the bidders not selected and non DBE Subcontractors, and bid amount for each item of the Work shall be submitted on Form 5. If a low bid was not accepted, an explanation shall be provided.
8. See “DBE Potential Resources Centers” Section in a later part these specifications.

12.1.5. Semiannual DBE Utilization Reporting:

The Contractor shall report to the City on a semiannual basis, their utilization of Minority Business Enterprise and Women's Business Enterprise Subcontractors and Suppliers using EPA Form 5700-52A.

13. DBE POTENTIAL RESOURCES CENTERS:

- 13.1.** Utilization of SBA and MBDA resources is required at no cost. These agencies offer several services, including Internet access to databases of DBEs.
- 13.2.** For additional assistance, the recipient or contractor can telephone the local offices of both agencies in their area (SBA Minority Enterprise Development Offices and DOC MBDA Regional Centers). The Internet web sites also include names, addresses, and phone or fax numbers of local SBA and MBDA centers. Do not write to these sources
- 13.3.** The Contractor shall provide documentation that the local SBA/MBDA offices or web sites were notified of the contracting bid opportunity at least 15 Working Days prior to Bid opening and solicitation to DBE subcontractors at least 10 Working Days prior to Bid opening. Documentation shall not only include the efforts to contact the information sources and list the Contract opportunity, but also the solicitation and response to the bid request.
- 13.4.** Include qualified DBEs on solicitation lists and record the information. Solicitation shall be as broad as possible. The following web sites include a list of available sources for expanding the search for eligible DBEs:
 - 1. <http://www.sba.gov>
 - 2. <http://www.ccr.gov>
 - 3. <http://www.mbda.gov>
- 13.5.** If DBE sources are not located, explain why and describe the efforts made.
- 13.6.** The Contractor shall send invitations to at least 3 (or all, if less than 3) DBE vendors for each item of work referred by sources contacted. The invitations shall adequately specify the items for which bids are requested. The record of “good faith” efforts shall indicate a real desire for a positive response, such as a certified mail receipt or a documented telephone conversation.
- 13.7.** A regular letter or an unanswered telephone call is not an adequate “good faith” effort. A list of all sub-bidders, including the bidders not selected and non DBE Subcontractors, and bid amount for each item of the Work shall be submitted on CWSRF Form 5. If a low bid was not accepted, an explanation shall be provided.
- 13.8.** Federal Agencies (must be contacted and solicitations posted on their websites):

Name and Address	Telephone and Web Site
U.S. Small Business Administration	(415) 744-6820 Extension 0
455 Market Street, Suite 600	PRO-Net Database: http://www.ccr.gov/ ¹
San Francisco, CA 94105	Bid Notification: http://web.sba.gov/subnet/ ²
RE: Minority Enterprise Development Offices	
U.S. Department of Commerce	(415) 744-3001
Minority Business Development Agency	Phoenix/ Opportunity Database:
211 Main Street, Room 1280	http://www.mbda.gov/ ³
San Francisco, CA 94105	RE: Business Development Centers

13.9. State Agencies (optional contacts):

Name and Address	Telephone and Web Site
California Department of Transportation	Mailing Address: PO Box 942874
(CALTRANS) Business Enterprise Program ⁴	Sacramento, CA 94274-0015
1820 Alhambra Blvd.	(916) 227-9599
Sacramento, CA 95816	www.dot.ca.gov/hq/bep
CA Public Utilities Commission (CPUC)⁵	
505 Van Ness Avenue	http://www.cpuc.ca.gov/static/supplierdiversity
San Francisco, CA 94102-3298	

Notes:

1. PRO-Net new database is the SBA's electronic search engine that was put on line January 1, 2004, containing business profiles for nearly 200,000 businesses. The SBA requests Internet contact only for a list of potential DBE subcontractors that can be downloaded from PRO-Net: <http://www.ccr.gov>. Downloading will verify that the prime contractor made the required contact with the SBA.
2. The Contractor shall use SUB-Net to post subcontracting opportunities. The Contractor shall post Subcontractor opportunities at least 15 Working Days prior to bid opening. Small businesses can review this web site to identify opportunities in their areas of expertise. The web site is designed primarily as a place for large businesses to post solicitations and notices. Provide copy of the Display Solicitation Record with the GFE documentation.
3. The Contractors shall use MBDA web portal to post subcontracting opportunities. The Contractor shall post subcontractor opportunities at least 15 Working Days prior to Bid opening. Small businesses can review this web site to identify opportunities in their areas of expertise. The web site is designed primarily as a place for large businesses to post solicitations and notices. Provide copy of the Offer Overview with the GFE documentation.
4. Based on the federal DBE program, CALTRANS maintains a database and provides directories of minority and woman-owned firms.
5. CPUC maintains a database of DBE-owned business enterprises and serves to inform the public.

14. GOOD FAITH EFFORT DOCUMENTATION SUBMITTALS:

- 14.1.** The affirmative GFE steps documentation shall be submitted **within 4 Working Days of the Bid Opening**. If this documentation is not submitted when due, the City will declare the Bid **non-responsive** and reject it.
- 14.2.** The required documentation shall be submitted and logged in at the following address:

CITY OF SAN DIEGO
PUBLIC WORKS CONTRACTING GROUP
1200 THIRD AVENUE, SUITE 200
SAN DIEGO, CA 92101
SUBJECT: AFFIRMATIVE GOOD FAITH EFFORTS DOCUMENTATION
BID NO. **K-12-5582-DBB-3-C**

14.3. The Contractor shall maintain the records documenting compliance with requirements including documentation of its GFE and data relied upon in formulating its fair share objectives.

15. FORMS:

15.1. The Contractor shall demonstrate that efforts were made to attract DBEs on this contract. The Contractor and Subcontractors shall take the steps listed in these specifications to assure that DBEs are used whenever possible as sources of supplies, construction, equipment, or services. In addition to the specified GFE documentation, the Bidder shall submit the following forms.

15.2. See EPA forms 6100-2, 6100-3, and 6100-4 for additional required information to comply with EPA requirements. These forms are included in the Contract Documents or shall be obtained from: http://www.epa.gov/osbp/dbe_forms.htm. The following EPA forms in Volume 2 shall be completed and submitted with the Bid. Failure to include any of the forms shall cause the Bid to be deemed **non-responsive**.

1. EPA FORM 6100-3: DBE Subcontractor Performance Form
2. EPA FORM 6100-4: DBE Subcontractor Utilization Form

15.3. The following CWSRF forms in Volume 1 shall be completed and submitted within 4 Working Days of the Bid opening. Failure to include any of the forms shall cause the Bid to be deemed **non-responsive**.

1. CWSRF Form 1: Good Faith Effort List of Subcontractors Solicited
2. CWSRF Form 2: Good Faith Effort Bids Received List
3. CWSRF Form 3: Contractor Certification shall be completed and submitted 1 Working Days after Bid opening.
4. CWSRF Form 4: Prime Contractor/Recipient Selected DBEs

16. CWSRF Form 5: Summary of Bids Received from Subcontractors**ATTACHMENTS:**

1. EPA FORM 6100-2: DBE Subcontractor Participation Form (Volume 1)
2. EPA FORM 6100-3: DBE Subcontractor Performance Form (Volume 2)
3. EPA FORM 6100-4: DBE Subcontractor Utilization Form (Volume 2)
4. EPA Form 5700-52A MBE/WBE Utilization Forms (Volume 1)
5. CWSRF Form 1: Good Faith Effort List of Subcontractors Solicited (Volume 1)
6. CWSRF Form 2: Good Faith Effort Bids Received List (Volume 1)
7. CWSRF Form 3: Contractor Certification shall be completed and submitted 1 Working Days after Bid opening. (Volume 1)

8. CWSRF Form 4: Prime Contractor/Recipient Selected DBEs
(Volume 1)
9. CWSRF Form 5: Summary of Bids Received from Subcontractors
(Volume 1)
10. Form AA61: List of Work Made Available



Environmental
 Protection Agency

**Disadvantaged Business Enterprise Program
 DBE Subcontractor Participation Form**

NAME OF SUBCONTRACTOR¹	PROJECT NAME
ADDRESS	BID/PROPOSAL NO.
TELEPHONE NO.	EMAIL ADDRESS
PRIME CONTRACTOR NAME	

Please use the space below to report any concerns regarding the above EPA-funded project (e.g., reason for termination by prime contractor, late payment, etc.).

CONTRACT ITEM NO.	ITEM OF WORK OR DESCRIPTION OF SERVICES RECEIVED FROM THE PRIME CONTRACTOR	AMOUNT SUBCONTRACTOR WAS PAID BY PRIME CONTRACTOR

_____	_____
Subcontractor Signature	Title/Date

¹Subcontractor is defined as companies, firm, joint venture, or individual who enters into an agreement with a contractor to provide services pursuant to an EPA award of financial assistance

**U.S. ENVIRONMENTAL PROTECTION AGENCY
 MBE/WBE UTILIZATION UNDER FEDERAL GRANTS
 AND COOPERATIVE AGREEMENTS**

PART I. (Reports are required even if no procurements are made during the reporting period.)

1A. FEDERAL FISCAL YEAR (Oct. 1-Sep 30), _____	1B. REPORTING PERIOD (Check ALL appropriate boxes) <input type="checkbox"/> 1 st (Oct-Dec) <input type="checkbox"/> 2 nd (Jan-Mar) <input type="checkbox"/> 3 rd (Apr-Jun) <input type="checkbox"/> 4 th (Jul-Sep) <input type="checkbox"/> Semi-Annual (Oct-Mar) <input type="checkbox"/> Semi-Annual (Apr-Sep) <input type="checkbox"/> Annual <input type="checkbox"/> Check if this is the last report for the project (Project completed).																				
1C. REVISION OF A PRIOR REPORT? <input type="checkbox"/> Yes <input type="checkbox"/> No Year: _____ Quarter: _____	BRIEFLY DESCRIBE THE REVISIONS YOU ARE MAKING:																				
2A. EPA FINANCIAL ASSISTANCE OFFICE ADDRESS (ATTN: DBE Coordinator):		3A. RECIPIENT NAME AND ADDRESS																			
2B. EPA DBE COORDINATOR Name: E-mail:	2C. PHONE: Fax:	3B. RECIPIENT REPORTING CONTACT: Name: E-mail:	3C. PHONE: Fax:																		
4A. FINANCIAL ASSISTANCE AGREEMENT ID NUMBER (SRF State Recipients, refer to Instructions for Completion of blocks 4A, 5A and 5C.)		4B. FEDERAL FINANCIAL ASSISTANCE PROGRAM TITLE or CFDA NUMBER:																			
5A. TOTAL ASSISTANCE AGREEMENT AMOUNT (SRF State Recipients, refer to Instructions for Completion of blocks 4A, 5A and 5C.) EPA Share: \$ _____ Recipient Share: \$ _____		5B. If NO procurement and NO accomplishments were made this reporting period (by the recipients, sub-recipients, loan recipients, and prime contractors), CHECK and SKIP to Block No. 7. (<u>Procurements</u> are all expenditures through contract, order, purchase, lease or barter of supplies, equipment, construction, or services needed to complete Federal assistance programs. <u>Accomplishments</u> , in this context, are procurements made with MBEs and/or WBEs. <input type="checkbox"/>																			
5C. Total Procurements This Reporting Period (Only include amount not reported in any prior reporting period) Total Procurement Amount \$ _____ (Include total dollar values awarded by recipient, sub-recipients and SRF loan recipients, including MBE/WBE expenditures.)																					
5D. Were sub-awards issued under this assistance agreement? Yes <input type="checkbox"/> No <input type="checkbox"/> Were contracts issued under this assistance agreement ? Yes <input type="checkbox"/> No <input type="checkbox"/>																					
5E. MBE/WBE Accomplishments This Reporting Period Actual MBE/WBE Procurement Accomplished: (Include total dollar values awarded by recipient, sub-recipients, SRF loan recipients and Prime Contractors.) <table style="width:100%; border-collapse: collapse;"> <thead> <tr> <th style="width:15%;"></th> <th style="width:15%; text-align: center;"><u>Construction</u></th> <th style="width:15%; text-align: center;"><u>Equipment</u></th> <th style="width:15%; text-align: center;"><u>Services</u></th> <th style="width:15%; text-align: center;"><u>Supplies</u></th> <th style="width:15%; text-align: center;"><u>Total</u></th> </tr> </thead> <tbody> <tr> <td>\$MBE:</td> <td>_____</td> <td>_____</td> <td>_____</td> <td>_____</td> <td>_____</td> </tr> <tr> <td>\$WBE:</td> <td>_____</td> <td>_____</td> <td>_____</td> <td>_____</td> <td>_____</td> </tr> </tbody> </table>					<u>Construction</u>	<u>Equipment</u>	<u>Services</u>	<u>Supplies</u>	<u>Total</u>	\$MBE:	_____	_____	_____	_____	_____	\$WBE:	_____	_____	_____	_____	_____
	<u>Construction</u>	<u>Equipment</u>	<u>Services</u>	<u>Supplies</u>	<u>Total</u>																
\$MBE:	_____	_____	_____	_____	_____																
\$WBE:	_____	_____	_____	_____	_____																
6. COMMENTS: (If no MBE/WBE procurements were accomplished during the reporting period, please explain what steps you are taking to achieve the MBE/WBE Program requirements specified in the terms and conditions of the Assistance Agreement.)																					
7. NAME OF RECIPIENT'S AUTHORIZED REPRESENTATIVE			TITLE																		
8. SIGNATURE OF RECIPIENT'S AUTHORIZED REPRESENTATIVE			DATE																		

EPA FORM 5700-52A available electronically at http://www.epa.gov/osbp/pdfs/5700_52a.pdf

PART II.

MBE/WBE PROCUREMENTS MADE DURING REPORTING PERIOD
EPA Financial Assistance Agreement Number: _____

1. Procurement Made By			2. Business Enterprise		3. \$ Value of Procurement	4. Date of Procurement MM/DD/YY	5. Type of Product or ServicesA (Enter Code)	6. Name/Address/Phone Number of MBE/WBE Contractor or Vendor
Recipient	Sub-Recipient and/or SRF Loan Recipient	Prime	Minority	Women				

Type of product or service codes:

- 1 = Construction 2 = Supplies 3 = Services 4 = Equipment

Note: Refer to Terms and conditions of your Assistance Agreement to determine the frequency of reporting. Recipients are required to submit MBE/WBE reports to EPA beginning with the Federal fiscal year quarter the recipients receive the award, continuing until the project is completed.

EPA FORM 5700-52A - (Approval Expires 12/22/13)

Instructions:

A. General Instructions:

MBE/WBE utilization is based on 40 CFR Part 33. EPA Form 5700-52A must be completed by recipients of Federal grants, cooperative agreements, or other Federal financial assistance which involve procurement of supplies, equipment, construction or services to accomplish Federal assistance programs.

Recipients are required to report 30 days after the end of each federal fiscal quarter, semiannually, or annually, per the terms and conditions of the financial assistance agreement.

	Quarterly Reporting Due Date	Semiannual Reporting Due Date	Annual Reporting Due Date
Agreements awarded prior to May 27, 2008	January 30, April 30, July 30, October 30	N/A	October 30
Agreements awarded on or after May 27, 2008	N/A	April 30, October 30	October 30

MBE/WBE program requirements, including reporting, are material terms and conditions of the financial assistance agreement.

B. Definitions:

Procurement is the acquisition through contract, order, purchase, lease or barter of supplies, equipment, construction or services needed to accomplish Federal assistance programs.

A **contract** is a written agreement between an EPA recipient and another party (also considered “prime contracts”) and any lower tier agreement (also considered “subcontracts”) for equipment, services, supplies, or construction necessary to complete the project. This definition excludes written agreements with another public agency. This definition includes personal and professional services, agreements with consultants, and purchase orders.

A **minority business enterprise (MBE)** is a business concern that is (1) at least 51 percent owned by one or more minority individuals, or, in the case of a publicly owned business, at least 51 percent of the stock is owned by one or more minority individuals; and (2) whose daily business operations are managed and directed by one or more of the minority owners. In order to qualify and participate as an MBE prime or subcontractor for EPA recipients under EPA’s DBE Program, an entity must be properly certified as required by 40 CFR Part 33, Subpart B.

U.S. citizenship is required. Recipients shall presume that minority individuals include Black Americans, Hispanic Americans, Native Americans, Asian Pacific Americans, or other groups whose members are found to be disadvantaged by the Small Business Act or by the Secretary of Commerce under section 5 of Executive order 11625. The reporting contact at EPA can provide additional information.

A **woman business enterprise (WBE)** is a business concern that is, (1) at least 51 percent owned by one or more women, or, in the case of a publicly owned business, at least 51 percent of the stock is owned by one or more women and (2) whose daily business operations are managed and directed by one or more of the women owners. In order to qualify and participate as a WBE prime or subcontractor for EPA recipients under EPA’s DBE Program, an entity must be properly certified as required by 40 CFR Part 33, Subpart B.

Business firms which are 51 percent owned by minorities or women, but are in fact managed and operated by non-minority individuals do not qualify for meeting MBE/WBE procurement goals. U.S. Citizenship is required.

Good Faith Efforts

A recipient is required to make the following good faith efforts whenever procuring construction, equipment, services, and supplies under an EPA financial assistance agreement. These good faith efforts for utilizing MBEs and

WBEs must be documented. Such documentation is subject to EPA review upon request:

1. Include of MBEs/WBEs on solicitation lists.
2. Assure that MBEs/WBEs are solicited once they are identified.
3. Divide total requirements into smaller tasks to permit maximum MBE/WBE participation, where feasible.
4. Establish delivery schedules which will encourage MBE/WBE participation, where feasible.
5. Encourage use of the services of the U.S. Department of Commerce's Minority Business Development Agency (MBDA) and the U.S. Small Business Administration to identify MBEs/WBEs.
6. Require that each party to a subgrant, subagreement, or contract award take the good faith efforts outlined here.

C. Instructions for Part I:

- 1a. Specify Federal fiscal year this report covers. The Federal fiscal year runs from October 1st through September 30th (e.g. **November 29, 2010 falls within Federal fiscal year 2011**)
- 1b. Check applicable reporting box, quarterly, semiannually, or annually. Also indicate if this is the last report for the project.
- 1c. Indicate if this is a revision to a previous year, half-year, or quarter, and provide a brief description of the revision you are making.
- 2a-c. Please refer to your financial assistance agreement for the mailing address of the EPA financial assistance office for your agreement.

The "EPA DBE Reporting Contact" is the DBE Coordinator for the EPA Region from which your financial assistance agreement was originated. For a list of DBE Coordinators please refer to the EPA OSBP website at www.epa.gov/osbp. Click on "Regional Contacts" for the name of your coordinator.

- 3a-c. Identify the agency, state authority, university or other organization which is the recipient of the Federal financial assistance and the person to contact concerning this report.
- 4a. Provide the Assistance Agreement number assigned by EPA. A separate report must be submitted for each Assistance Agreement.

***For SRF recipients:** In box 4a list numbers for ALL OPEN Assistance Agreements being reported on this form. Please note that although the New DBE Rule (which took effect May 27, 2008) revised the reporting frequency requirements from quarterly to semiannually, that change only applies to agreements awarded AFTER the New DBE Rule took effect. Therefore, SRF recipients may either continue to report activity for all Agreements on one form on a quarterly basis until the last award that was made prior to the New DBE Rule has been closed out; OR, the recipient may split the submission of SRF reports into quarterly reports for Agreements awarded prior the New DBE Rule, and semiannually for the awards made after the New DBE Rule.

- 4b. Refer back to Assistance Agreement document for this information.
- 5a. Provide the total amount of the Assistance Agreement which includes Federal funds plus recipient matching funds and funds from other sources.

***For SRF recipients only:** SRF recipients will not enter an amount in 5a. Please leave 5a blank.

- 5b. Self-explanatory.
- 5c. Provide the total dollar amount of **ALL** procurements awarded this reporting period by the recipient, sub-recipients, and SRF loan recipients, **including** MBE/WBE expenditures. For example: Actual dollars for procurement from the procuring office; actual contracts let from the contracts office; actual goods, services, supplies, etc., from other sources including the central purchasing/ procurement centers).

***NOTE:** To prevent double counting on line 5C, if any amount on 5E is for a subcontract and the prime contract has already been included on Line 5C in a prior reporting period, then report the amount going to MBE or WBE subcontractor on line 5E, but exclude the amount from Line 5C. To include the amount on 5C again would result in double counting because the prime contract, which includes the subcontract, would have already been reported.

- 5d. State whether or not sub-awards and/or subcontracts have been issued under the assistance agreement by indicating “yes” or “no”.
- 5e. Where requested, also provide the total dollar amount of all MBE/WBE procurement awarded during this reporting period by the recipient, sub-recipients, SRF loan recipients, and prime contractors in the categories of construction, equipment, services and supplies. These amounts include Federal funds plus recipient matching funds and funds from other sources.

***For SRF recipients only:** In 5c please enter the total procurement amount for the quarter, or semiannual period, under all of your SRF Assistance Agreements.

The figure reported in this section is **not** directly tied to an individual Assistance Agreement identification number. (**SRF state recipients report state procurements in this section**)

6. If there were no MBE/WBE accomplishments this reporting period, please briefly explain what specific steps you are taking to achieve the MBE/WBE requirements specified in the terms and conditions of the Assistance Agreement.
7. Name and title of official administrator or designated reporting official.
8. Signature, month, day, and year report submitted.

D. Instructions for Part II:

For each MBE/WBE procurement made under this assistance agreement during the reporting period, provide the following information:

1. Check whether this procurement was made by the recipient, sub-recipient/SRF loan recipient, or the prime contractor.
2. Check either the MBE or WBE column. If a firm is both an MBE and WBE, the recipient may choose to count the entire procurement towards EITHER its MBE or WBE accomplishments. The recipient may also divide the total amount of the procurement (using any ratio it so chooses) and count those divided amounts toward its MBE and WBE accomplishments. If the recipient chooses to divide the procurement amount and count portions toward its MBE and WBE accomplishments, please state the appropriate amounts under the MBE and WBE columns on the form. **The combined MBE and WBE amounts for that MBE/WBE contractor must not exceed the “Value of the Procurement” reported in column #3**

3. Dollar value of procurement.
4. Date of procurement, shown as month, day, year. Date of procurement is defined as the date the contract or procurement was awarded, **not** the date the contractor received payment under the awarded contract or procurement, unless payment occurred on the date of award. **(Where direct purchasing is the procurement method, the date of procurement is the date the purchase was made)**
5. Using codes at the bottom of the form, identify type of product or service acquired through this procurement (e.g., enter 1 if construction, 2 if supplies, etc).
6. Name, address, and telephone number of MBE/WBE firm.

information unless it displays a currently valid OMB control number.

Send comments on the Agency's need for this information, the accuracy of the provided burden estimates, and any suggested methods for minimizing respondent burden, including through the use of automated collection techniques to the Director, OPPE Regulatory Information Division, U.S. Environmental Protection Agency (2136), 1200 Pennsylvania Avenue, NW, Washington, D.C. 20460. Include the OMB Control number in any correspondence. Do not send the completed form to this address.

**This data is requested to comply with provisions mandated by: statute or regulations (40 CFR Part 30, 31, and 33); OMB Circulars; or added by EPA to ensure sound and effective assistance management. Accurate, complete data are required to obtain funding, while no pledge of confidentiality is provided.

The public reporting and recording burden for this collection of information is estimated to average 1 hour per response annually. Burden means the total time, effort, or financial resources expended by persons to generate, maintain, retain, or disclosure or provide information to or for a Federal agency. This includes the time needed to review instructions; develop, acquire, install, and utilize technology and systems for the purposes of collecting, validating, and verifying information, processing and maintaining information, and disclosing and providing information; adjust the existing ways to comply with any previously applicable instructions and requirements; train personnel to be able to respond to a collection of information; search data sources; complete and review the collection of information; and transmit or otherwise disclose the information. An agency may not conduct or sponsor, and a person is not required to respond to, a collection of

Clean Water State Revolving Fund Loan Program DBE Instructions

FORM 1

DISADVANTAGE BUSINESS ENTERPRISE (DBE)
“GOOD FAITH” EFFORT LIST OF SUBCONTRACTORS SOLICITED

Contractor Name	Contractor Address	How Located	Date of Contact	Contact Method	Task Description	Response (Yes/No)

Form with information required to be submitted with the AOA package.

Clean Water State Revolving Fund Loan Program DBE Instructions

FORM 3

DISADVANTAGE BUSINESS ENTERPRISE (DBE)

CONTRACTOR CERTIFICATION

Firm Name:	Phone:
------------	--------

Address:

Principal Service or Product: _____ Bid Amount \$ _____

PLEASE INDICATE PERCENTAGE OF OWNERSHIP

DBE _____ % Ownership

Prime Contractor

Supplier of Material/Service

Subcontractor

Broker

Sole Ownership

Corporation

Partnership

Joint Venture

Certified by: _____ Title: _____

DBE Sub (ORIGINAL SIGNATURE AND DATE REQUIRED)

Name: _____ Date: _____

IMPORTANT: CONTRACTORS CAN NO LONGER SELF-CERTIFY. THEY MUST BE CERTIFIED BY EPA, SMALL BUSINESS ADMINISTRATION (SBA), DEPARTMENT OF TRANSPORTATION (DOT) OR BY STATE, LOCAL, TRIBAL OR PRIVATE ENTITIES WHOSE CERTIFICATION CRITERIA MATCH EPA'S. PROOF OF CERTIFICATION MUST BE PROVIDED. A COPY OF THE CONTRACTOR CERTIFICATION MUST BE SUBMITTED WITH THIS FORM.

THIS FORM MUST BE SUBMITTED WITHIN 4 WORKING DAYS AFTER THE BID OPENING DATE.

January 2009

**Clean Water State Revolving Fund Loan Program DBE Instructions
FORM 4 (Attachment B)**

PRIME CONTRACTOR/RECIPIENT

SELECTED DISADVANTAGE BUSINESS ENTERPRISE (DBE)

CONTRACT RECIPIENTS NAME:		CONTRACT NO. OR SPECIFICATION NO.:	
PROJECT DESCRIPTION:		PROJECT LOCATION:	
PRIME CONTRACTOR INFORMATION			
NAME AND ADDRESS (Include Zip Code, Federal Employer Tax ID #):		AMOUNT OF CONTRACT \$	
PHONE:			
DBE INFORMATION			
<input type="checkbox"/> NONE*			
<input type="checkbox"/> DBE		NAME AND ADDRESS (INCLUDE ZIP CODE)	
<input type="checkbox"/> SUBCONTRACTOR	<input type="checkbox"/> SUPPLIER/SERVICE		
<input type="checkbox"/> JOINT VENTURE			
AMOUNT OF CONTRACT \$		PHONE:	
WORK TO BE PERFORMED			
<input type="checkbox"/> DBE		NAME AND ADDRESS (INCLUDE ZIP CODE)	
<input type="checkbox"/> SUBCONTRACTOR	<input type="checkbox"/> SUPPLIER/SERVICE		
<input type="checkbox"/> JOINT VENTURE			
AMOUNT OF CONTRACT \$		PHONE:	
WORK TO BE PERFORMED			
<input type="checkbox"/> DBE		NAME AND ADDRESS (INCLUDE ZIP CODE)	
<input type="checkbox"/> SUBCONTRACTOR	<input type="checkbox"/> SUPPLIER/SERVICE		
<input type="checkbox"/> JOINT VENTURE			
AMOUNT OF CONTRACT \$		PHONE:	
WORK TO BE PERFORMED			
TOTAL DBE AMOUNT: \$ _____			
SIGNATURE OF PERSON COMPLETING FORM: _____			
TITLE: _____		PHONE: _____	DATE: _____

***Negative reports are required. ORIGINAL SIGNATURE AND DATE REQUIRED. Failure to complete and submit this form within 1 day of bid opening will cause bid to be rejected as non-responsive.**
January 2009

Clean Water State Revolving Fund Loan Program DBE Instructions

FORM 5

**SUMMARY OF BIDS RECEIVED FROM SUBCONTRACTOR,
SUPPLIERS, AND BROKERS (DBE & NON-DBE)**

THIS SUMMARY IS PREPARED BY THE PRIME CONTRACTOR

Type of Job	Company Name	Selected	Bid Amount	DBE	NON-DBE	Explanation for Not Selecting
List type of jobs alphabetically, from low to high in each category and selected low bidder.						

January 2009

LIST OF WORK MADE AVAILABLE

List items of the Work the Bidder made available to DBE firms. Identify those items of the Work the Bidder might otherwise perform with its own forces and those items that have been broken down into economically feasible units to facilitate DBE participation. For each item listed, show the dollar amount and percentage of the Base Bid. The Bidder must demonstrate that enough work to meet the goal was made available to DBE firms.

<u>ITEM OF WORK MADE AVAILABLE</u>	<u>NAICS CODE</u>	<u>BIDDER NORMALLY PERFORMS ITEM</u> <u>(Y/N)</u>	<u>ITEM BROKEN DOWN TO FACILITATE PARTICIPATION</u> <u>(Y/N)</u>	<u>AMOUNT</u>	<u>PERCENTAGE OF BASE BID</u>

CONTRACT FORMS AGREEMENT

CONSTRUCTION CONTRACT

This contract is made and entered into between THE CITY OF SAN DIEGO, a municipal corporation, herein called "City", and BURTECH PIPELINE, INC., herein called "Contractor" for construction of PIPELINE REHABILITATION S-1; Bid No. K-12-5582-DBB-3-C; in the amount of FOUR MILLION THREE HUNDRED FORTY THREE THOUSAND EIGHT HUNDRED FIFTY ONE DOLLARS AND 40/100 (\$4,343,851.40), which is comprised of the Base Bid alone.

IN CONSIDERATION of the payments to be made hereunder and the mutual undertakings of the parties hereto, City and Contractor agree as follows:

1. The following are incorporated into this contract as though fully set forth herein:
 - (a) The attached Faithful Performance and Payment Bonds.
 - (b) The attached Proposal included in the Bid documents by the Contractor.
 - (c) That certain documents entitled PIPELINE REHABILITATION S-1, on file in the office of the City Clerk as Document No. B-11078, as well as all matters referenced therein.
2. Contractor shall perform and be bound by all the terms and conditions of this contract and in strict conformity therewith shall perform and complete in a good and workmanlike manner PIPELINE REHABILITATION S-1, Bid Number K-12-5582-DBB-3-C, San Diego, California.
3. For such performances, the City shall pay to Contractor the amounts set forth at the times and in the manner and with such additions or deductions as are provided for in this contract, and Contractor shall accept such payment in full satisfaction of all claims incident to such performances.
4. No claim or suit whatsoever shall be made or brought by Contractor against any officer, agent, or employee of the City for or on account of anything done or omitted to be done in connection with this contract, nor shall any such officer, agent, or employee be liable hereunder.
5. This contract is effective as of the date that the Mayor or designee signs the agreement.

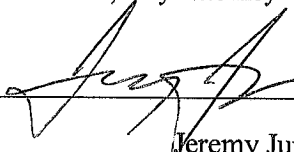
**CONTRACT FORMS (continued)
AGREEMENT**

IN WITNESS WHEREOF, this agreement is signed by the City of San Diego, acting by and through its Mayor or designee, pursuant to Resolution No. R-307354 authorizing such execution.

THE CITY OF SAN DIEGO

APPROVED AS TO FORM AND LEGALITY

By  _____

Jan I. Goldsmith, City Attorney
By  _____


Print Name: Jay Goldstone
Chief Operating Officer

Print Name: Jeremy Jung
Deputy City Attorney

Date: 8-17-12

Date: 8-16-12

CONTRACTOR

By  _____

Print Name: Dominic Burtch

Title: President and CEO

Date: 6/28/12

City of San Diego License No.: B1996002066

State Contractor's License No.: 718202

EXECUTED IN TRIPPLICATE

BOND NO. 2153697

PREMIUM:\$ 30,063.00

**Premium Is For Contract Term
And Is Subject To Adjustment
Based On Final Contract Price**

CONTRACT FORMS (continued)
PERFORMANCE BOND AND LABOR AND MATERIALMEN'S BOND

FAITHFUL PERFORMANCE BOND AND LABOR AND MATERIALMEN'S BOND:
INCORPORATED

BURTECH PIPELINE, INC, a corporation, as principal, and NORTH AMERICAN SPECIALTY INSURANCE COMPANY, a corporation authorized to do business in the State of California, as Surety, hereby obligate themselves, their successors and assigns, jointly and severally, to The City of San Diego a municipal corporation in the sum of FOUR MILLION THREE HUNDRED FORTY THREE THOUSAND EIGHT HUNDRED FIFTY ONE DOLLARS AND 40/100 (\$4,343,851.40) for the faithful performance of the annexed contract, and in the sum of FOUR MILLION THREE HUNDRED FORTY THREE THOUSAND EIGHT HUNDRED FIFTY ONE DOLLARS AND 40/100 (\$4,343,851.40) for the benefit of laborers and materialmen designated below.

Conditions:

If the Principal shall faithfully perform the annexed contract PIPELINE REHABILITATION S-1, Bid Number K-12-5582-DBB-3-C, San Diego, California then the obligation herein with respect to a faithful performance shall be void; otherwise it shall remain in full force.

If the Principal shall promptly pay all persons, firms and corporations furnishing materials for or performing labor in the execution of this contract, and shall pay all amounts due under the California Unemployment Insurance Act then the obligation herein with respect to laborers and materialmen shall be void; otherwise it shall remain in full force.

The obligation herein with respect to laborers and materialmen shall inure to the benefit of all persons, firms and corporations entitled to file claims under the provisions of Chapter 3 of Division 5 of Title I of the Government Code of the State of California or under the provisions of Section 3082 et seq. of the Civil Code of the State of California.

Changes in the terms of the annexed contract or specifications accompanying same or referred to therein shall not affect the Surety's obligation on this bond, and the Surety hereby waives notice of same.

CONTRACT FORMS (continued)
PERFORMANCE BOND AND LABOR AND MATERIALMEN'S BOND

The Surety shall pay reasonable attorney's fees should suit be brought to enforce the provisions of this bond.

Dated JUNE 25, 2012

Approved as to Form and Legality

BURTECH PIPELINE, INCORPORATED

Principal

By 

DOMINIC J. BURTECH, JR., PRESIDENT

Printed Name of Person Signing for Principal

Jan I. Goldsmith, City Attorney

By 

Deputy City Attorney

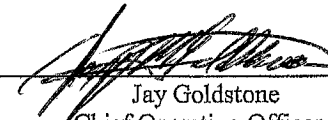
NORTH AMERICAN SPECIALTY INSURANCE COMPANY

Surety

By 

MARK D. IATAROLA, Attorney-in-fact

Approved:


Jay Goldstone
Chief Operating Officer

681 SOUTH PARKER STREET, SUITE 130

Local Address of Surety

ORANGE, CA 92868

Local Address (City, State) of Surety

714/550-7799

Local Telephone No. of Surety

Premium \$ 30,063.00

Bond No. 2153697

**Premium Is For Contract Term
And Is Subject To Adjustment
Based On Final Contract Price**

CALIFORNIA ALL-PURPOSE ACKNOWLEDGMENT

STATE OF CALIFORNIA

County of SAN DIEGO

On 6/25/2012 before me, DEBORAH D. DAVIS, NOTARY PUBLIC

Date

Here Insert Name and Title of the Officer

personally appeared MARK D. IATAROLA


Name(s) of Signer(s)

who proved to me on the basis of satisfactory evidence to be the person(s) whose name(s) is/are subscribed to the within instrument and acknowledged to me that he/she/they executed the same in his/her/their authorized capacity(ies), and that by his/her/their signature(s) on the instrument the person(s), or the entity upon behalf of which the person(s) acted, executed the instrument.


I certify under PENALTY OF PERJURY under the laws of the State of California that the foregoing paragraph is true and correct.

Witness my hand and official seal.

Signature



Signature of Notary Public



Place Notary Seal Above

OPTIONAL

Though the information below is not required by law, it may prove valuable to persons relying on the document and could prevent fraudulent removal and reattachment of this form to another document.

Description of Attached Document

Title or Type of Document: _____

Document Date: _____ Number of Pages: _____

Signer(s) Other Than Named Above: _____

Capacity(ies) Claimed by Signer(s)

Signer's Name: MARK D. IATAROLA

- Individual
- Corporate Officer — Title(s): _____
- Partner — Limited General
- Attorney in Fact
- Trustee
- Guardian or Conservator
- Other: _____

RIGHT THUMBPRINT OF SIGNER

Top of thumb here

Signer Is Representing:

Signer's Name: _____

- Individual
- Corporate Officer — Title(s): _____
- Partner — Limited General
- Attorney in Fact
- Trustee
- Guardian or Conservator
- Other: _____

RIGHT THUMBPRINT OF SIGNER

Top of thumb here

Signer Is Representing:

NAS SURETY GROUP

NORTH AMERICAN SPECIALTY INSURANCE COMPANY
WASHINGTON INTERNATIONAL INSURANCE COMPANY

GENERAL POWER OF ATTORNEY

KNOW ALL MEN BY THESE PRESENTS, THAT North American Specialty Insurance Company, a corporation duly organized and existing under laws of the State of New Hampshire, and having its principal office in the City of Manchester, New Hampshire, and Washington International Insurance Company, a corporation organized and existing under the laws of the State of New Hampshire and having its principal office in the City of Schaumburg, Illinois, each does hereby make, constitute and appoint:

JOHN G. MALONEY, HELEN MALONEY,
MARK D. IATAROLA and DEBORAH D. DAVIS

JOINTLY OR SEVERALLY

Its true and lawful Attorney(s)-in-Fact, to make, execute, seal and deliver, for and on its behalf and as its act and deed, bonds or other writings obligatory in the nature of a bond on behalf of each of said Companies, as surety, on contracts of suretyship as are or may be required or permitted by law, regulation, contract or otherwise, provided that no bond or undertaking or contract or suretyship executed under this authority shall exceed the amount of:
FIFTY MILLION (\$50,000,000.00) DOLLARS

This Power of Attorney is granted and is signed by facsimile under and by the authority of the following Resolutions adopted by the Boards of Directors of both North American Specialty Insurance Company and Washington International Insurance Company at meetings duly called and held on the 24th of March, 2000:

"RESOLVED, that any two of the Presidents, any Managing Director, any Senior Vice President, any Vice President, any Assistant Vice President, the Secretary or any Assistant Secretary be, and each or any of them hereby is authorized to execute a Power of Attorney qualifying the attorney named in the given Power of Attorney to execute on behalf of the Company bonds, undertakings and all contracts of surety, and that each or any of them hereby is authorized to attest to the execution of any such Power of Attorney and to attach therein the seal of the Company; and it is

FURTHER RESOLVED, that the signature of such officers and the seal of the Company may be affixed to any such Power of Attorney or to any certificate relating thereto by facsimile, and any such Power of Attorney or certificate bearing such facsimile signatures or facsimile seal shall be binding upon the Company when so affixed and in the future with regard to any bond, undertaking or contract of surety to which it is attached."



By [Signature]
Steven P. Anderson, President & Chief Executive Officer of Washington International Insurance Company
& Senior Vice President of North American Specialty Insurance Company




By [Signature]
David M. Layman, Senior Vice President of Washington International Insurance Company
& Vice President of North American Specialty Insurance Company

IN WITNESS WHEREOF, North American Specialty Insurance Company and Washington International Insurance Company have caused their official seals to be hereunto affixed, and these presents to be signed by their authorized officers this 26th day of March, 2012.

North American Specialty Insurance Company
Washington International Insurance Company

State of Illinois
County of Cook ss:

On this 26th day of March, 2012, before me, a Notary Public personally appeared Steven P. Anderson, President and CEO of Washington International Insurance Company and Senior Vice President of North American Specialty Insurance Company and David M. Layman, Senior Vice President of Washington International Insurance Company and Vice President of North American Specialty Insurance Company, personally known to me, who being by me duly sworn, acknowledged that they signed the above Power of Attorney as officers of and acknowledged said instrument to be the voluntary act and deed of their respective companies.



[Signature]
Donna D. Sklens, Notary Public

I, James A. Carpenter, the duly elected Assistant Secretary of North American Specialty Insurance Company and Washington International Insurance Company, do hereby certify that the above and foregoing is a true and correct copy of a Power of Attorney given by said North American Specialty Insurance Company and Washington International Insurance Company, which is still in full force and effect.

IN WITNESS WHEREOF, I have set my hand and affixed the seals of the Companies this 25th day of JUNE, 2012.

[Signature]

James A. Carpenter, Vice President & Assistant Secretary of Washington International Insurance Company & North American Specialty Insurance Company

CALIFORNIA ALL-PURPOSE ACKNOWLEDGMENT

State of California

County of San Diego

On 6/28/12

Date

before me,


Arthur P. Arquilla, Notary Public

Here Insert Name and Title of the Officer

personally appeared

Dominic Butech

Name(s) of Signer(s)



Place Notary Seal Above

who proved to me on the basis of satisfactory evidence to be the person(s) whose name(s) is are subscribed to the within instrument and acknowledged to me that he she/they executed the same in his her/their authorized capacity(ies), and that by his her/their signature(s) on the instrument the person(s), or the entity upon behalf of which the person(s) acted, executed the instrument.

I certify under PENALTY OF PERJURY under the laws of the State of California that the foregoing paragraph is true and correct.

WITNESS my hand and official seal.

Signature

Arthur P. Arquilla

Signature of Notary Public

OPTIONAL

Though the information below is not required by law, it may prove valuable to persons relying on the document and could prevent fraudulent removal and reattachment of this form to another document.

Description of Attached Document

Title or Type of Document: _____

Document Date: _____ Number of Pages: _____


Signer(s) Other Than Named Above: _____

Capacity(ies) Claimed by Signer(s)

Signer's Name: _____

- Individual
- Corporate Officer — Title(s): _____
- Partner — Limited General
- Attorney in Fact
- Trustee
- Guardian or Conservator
- Other: _____


Signer Is Representing: _____



Signer's Name: _____

- Individual
- Corporate Officer — Title(s): _____
- Partner — Limited General
- Attorney in Fact
- Trustee
- Guardian or Conservator
- Other: _____

Signer Is Representing: _____



CONTRACTOR CERTIFICATION

DRUG-FREE WORKPLACE

PROJECT TITLE: PIPELINE REHABILITATION S-1

I hereby certify that I am familiar with the requirements of San Diego City Council Policy No. 100-17 regarding Drug-Free Workplace as outlined in INSTRUCTION TO BIDDERS, "Drug-Free Workplace", of the project specifications, and that;

Burtech Pipeline, Inc.

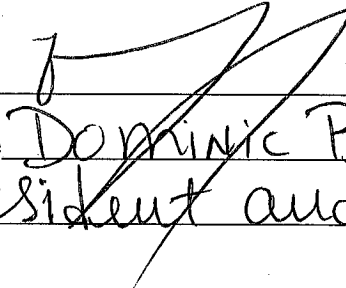
(Name under which business is conducted)

has in place a drug-free workplace program that complies with said policy. I further certify that each subcontract agreement for this project contains language which indicates the subcontractor's agreement to abide by the provisions of subdivisions a) through c) of the policy as outlined.

Signed _____

Printed Name _____

Title _____


Dominic Burtech
President and CEO

CONTRACTOR CERTIFICATION

AMERICAN WITH DISABILITIES ACT (ADA) COMPLIANCE CERTIFICATION

PROJECT TITLE: PIPELINE REHABILITATION S-1

I hereby certify that I am familiar with the requirements of San Diego City Council Policy No. 100-4 regarding the American With Disabilities Act (ADA) outlined in the INSTRUCTION TO BIDDERS, "American With Disabilities Act", of the project specifications, and that;

BurTech Pipeline, Inc

(Name under which business is conducted)

has in place workplace program that complies with said policy. I further certify that each subcontract agreement for this project contains language which indicates the subcontractor's agreement to abide by the provisions of the policy as outlined.

Signed 

Printed Name Dominic Burtech

Title President and CEO

CONTRACTOR CERTIFICATION

CONTRACTOR STANDARDS – PLEDGE OF COMPLIANCE

PROJECT TITLE: PIPELINE REHABILITATION S-1

I declare under penalty of perjury that I am authorized to make this certification on behalf of BurTech Pipeline, Inc. as Contractor, that I am familiar with the requirements of City of San Diego Municipal Code § 22.3224 regarding Contractor Standards as outlined in INSTRUCTION TO BIDDERS ("Contractor Standards"), of the project specifications, and that Contractor has complied with those requirements.

I further certify that each of the Contractor's subcontractors whose subcontracts are greater than \$50,000 in value has completed a Pledge of Compliance attesting under penalty of perjury of having complied with City of San Diego Municipal Code § 22.3224.

Dated this 28th Day of June, 2012.

Signed 

Printed Name Dominic BurTech

Title President and CEO

AFFIDAVIT OF DISPOSAL

WHEREAS, on the _____ DAY OF _____, 2____, the undersigned entered into and executed a contract with the City of San Diego, a municipal corporation, for:

PIPELINE REHABILITATION S-1

(Project)

as particularly described in said contract and identified as Bid No. **K-12-5582-DBB-3-C**; SAP No. **B-11078**; and **WHEREAS**, the specification of said contract requires the Contractor to affirm that "all brush, trash, debris, and surplus materials resulting from this project have been disposed of in a legal manner"; and **WHEREAS**, said contract has been completed and all surplus materials disposed of:

NOW, THEREFORE, in consideration of the final payment by the City of San Diego to said Contractor under the terms of said contract, the undersigned Contractor, does hereby affirm that all surplus materials as described in said contract have been disposed of at the following location(s)

and that they have been disposed of according to all applicable laws and regulations.

Dated this _____ DAY OF _____, 2_____.

by _____ Contractor

ATTEST:

State of _____
County of _____

On this _____ DAY OF _____, 2____, before the undersigned, a Notary Public in and for said County and State, duly commissioned and sworn, personally appeared _____ known to me to be the _____ Contractor named in the foregoing Release, and whose name is subscribed thereto, and acknowledged to me that said Contractor executed the said Release.

Notary Public in and for said County and State

PHASED FUNDING SCHEDULE AGREEMENT

Check one:

- First Phased Funding Schedule Agreement
 Final Phased Funding Schedule Agreement

BID NUMBER: **K-12-5582-DBB-3-C** _____

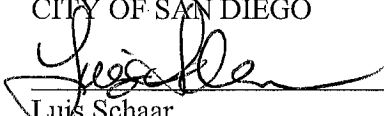
CONTRACT OR TASK TITLE: **PIPELINE REHABILITATION S-1** _____


CONTRACTOR: **BURTECH PIPELINE** _____

Funding Phase	Phase Description	Phase Start	Phase Finish	Not-to-Exceed Amount
1	Televising, Cleaning and Lining existing Sewer main and manhole work. Lining Sewer Main, lining and sealing laterals and all remaining items of work per contract.	10/15/12	9/16/13	\$4,343,851
Total				\$4,343,851

Notes:

- (1) City Supplement 9-3.6, "PHASE FUNDING COMPENSATION" applies.
- (2) The total of all funding phases shall be equal to the TOTAL BID PRICE as shown on BID SCHEDULE 1 - PRICES.
- (3) This PHASE FUNDING SCHEDULE AGREEMENT will be incorporated into the CONTRACT and shall only be revised by a written modification to the CONTRACT.

OWNER: CITY OF SAN DIEGO
 By: 
 Luis Schaar
 Public Works – Engineering Department

CONTRACTOR: BURTECH PIPELINE, Inc.
 By: 
 Dominic J. Burtech
 Burtech Pipeline Inc.

Date: 7/16/12

Date: 7/11/12

SUPPLEMENTARY SPECIAL PROVISIONS (SSP)

THESE SUPPLEMENTARY SPECIAL PROVISIONS CONFORM TO THE STANDARD SPECIFICATIONS FOR PUBLIC WORKS CONSTRUCTION (THE GREENBOOK) CURRENTLY ADOPTED BY THE CITY, INCLUDING ITS CURRENT SUPPLEMENT AMENDMENTS (CITY SUPPLEMENTS INCLUDED IN THE WHITEBOOK), EXCEPT FOR THE FOLLOWING:

STYLE OF SPECIFICATIONS

The City is gradually standardizing the style and language of the standard specifications for the public works construction. The new style and language follows the Federal guidelines for “Plain Language” to the extent possible.

The use of this new style does not change the meaning of a specification not yet using this style. Where used in the Contract Documents, statement or command type phrases (i.e., active voice and imperative mood) refer to and are directed at the Bidder or Contractor as applicable. The specifications are written to the Bidder before award and the Contractor after. Before award, interpret sentences written in the imperative mood as starting with "The Bidder must" and interpret "you" as "the Bidder" and "your" as "the Bidder's." After award, interpret sentences written in the imperative mood as starting with "The Contractor must" and interpret "you" as "the Contractor" and "your" as "the Contractor's." Similarly, interpret "we" and “us” as "the City" and "our" as "the City's.”

PART 1 – GENERAL PROVISIONS

SECTION 1 – TERMS, DEFINITIONS, ABBREVIATIONS, UNITS OF MEASURE, AND SYMBOLS

1-2 TERMS AND DEFINITIONS.

Agency – ADD the following:

Regulatory activities handled by the City of San Diego Developmental Services, Fire and Planning Departments, or any other City Department are not subject to the responsibilities of the City under this contract.

Certificate of Compliance – To the City Supplement, DELETE in its entirety and SUBSTITUTE with the following:

Certificate of Compliance – A written document signed and submitted by a supplier or manufacturer that certifies that the material or assembled material supplied to the Work site complies with the requirements of the Contract Documents.

Contract Documents – To the City Supplement, DELETE in its entirety and SUBSTITUTE with the following:

The Agreement, Addendum, Invitations to Bid, Instructions to Bidders, special notice page, funding agency provisions, Bid and documentation accompanying the Bid and any post-bid documentation submitted prior to the Notice of Award when attached as an exhibit to the Contract, Bonds, permits from jurisdictional regulatory agencies, Supplementary Special Provisions (SSP), City’s EOCP Requirements, City Supplement, Plans, Standard Plans, Construction Documents, Reference Specifications listed in the Invitations to Bid or the RFP for Design-Build contracts, Request for Qualifications (RFQ), Statement of Qualifications (SOQ), Request for Proposals (RFP), modifications issued after the execution of the Contract e.g., Change Orders, Construction Manager At Risk’s Guaranteed Maximum Price including written qualifications, assumptions and conditions thereto and Pre-construction Services Agreement.

ADD: Limited Notice To Proceed – A written notice given from the City to the Contractor that authorizes the Contractor to start a limited amount of work that is not Construction Work, such as finalizing subcontract agreements, ordering materials, mobilization, furnishing a field office, and any other preliminary work done prior to performing Construction Work.

Normal Working Hours - To the City Supplement, ADD the following:

The Normal Working Hours shall be 8:30 AM to 3:30 PM.

Notice of Completion (NOC) – ADD the following:

See California Civil Code section 3093.

Samples - Physical examples which illustrate materials, equipment or workmanship and establish standards by which the Work will be evaluated.

SECTION 2 - SCOPE AND CONTROL OF WORK

2-1.2.2 Joint Venture Contractors. To the City Supplement, last paragraph, DELETE in its entirety and SUBSTITUTE with the following:

The Joint Venture shall designate an on-site representative and an alternate in writing. The on-site representative and the alternate shall have the full authority to bind all Joint Venture partners.

The Joint Venture shall provide a copy of the Joint Venture agreement and the Joint Venture license to the City within 10 Working Days after receipt by the Bidder of Contract forms.

2-3.1.2 Subcontractor List. ADD the following:

For Extra Work, the Contractor shall submit Form CC10, “CONTRACT CHANGE ORDER (CCO)” with each CCO proposal. Form CC10 is available for download from the EOCP site at: <http://www.sandiego.gov/eoc/pdf/cc10.pdf>

2-3.2 Self Performance. DELETE in its entirety and SUBSTITUTE with the following:

The Contractor shall perform, with its own organization, Contract work amounting to at least **50 percent** of the base bid alone or base bid and any additive or deductive alternate(s) that together when added or deducted form the basis of determining the Apparent Low Bidder as specified. The self performance percentage requirement will be waived for contracts when a “B” License is required or allowed.

2-3.3 Status of Subcontractors. ADD the following:

With every request for payment, the Contractor shall submit to the Engineer a breakdown showing monthly and cumulative amounts of the Work performed under Change Order by the Contractor and the Subcontractors. The reporting format shall be approved by the Engineer.

2-3.4 Subcontract Requirements. To the City Supplement, ADD the following:

The Contractor shall ensure that all of its Subcontractors are licensed at the time of the execution of their subcontract agreements. In the event a Subcontractor is not properly licensed, the Contractor shall cease payment to Subcontractor for all work performed when the Subcontractor was improperly licensed. Any payment made by the Contractor to a Subcontractor for work performed when the Subcontractor was unlicensed shall be returned to the City.

Where the Contract Documents require that a particular product be installed or applied by an applicator approved by the manufacturer, it is the Contractor’s responsibility to ensure the Subcontractor or Supplier employed for such work is approved by the manufacturer.

2-5.2 Precedence of Contract Documents. To the Cit Supplement, DELETE in its entirety and SUBSTITUTE with the following:

2-5.2 Precedence of Contract Documents. If there is a conflict between any of the Contract Documents, the document highest in the order of precedence shall control. The order of precedence, from highest to lowest, shall be as follows:

- 1) Permits (i.e., issued by jurisdictional regulatory agencies)
- 2) Change Orders and Supplemental Agreements; whichever occurs last

- 3) Contract and Agreement
- 4) Addenda
- 5) Bid (e.g., price Proposal for Design-Build contracts)
- 6) Request for Proposal (RFP)
- 7) Invitation to Bid
- 8) Instruction to Bidders
- 9) Request for Qualifications (RFQ)
- 10) Special Provisions (i.e., City's EOCP Requirements, City Supplement, and Supplementary Special Provisions (SSP))
- 11) Plans
- 12) Construction Documents (for Design-Build contracts)
- 13) Standard Drawings
- 14) Reference Specifications (e.g., GREENBOOK)
- 15) Technical Proposal (for Design-Build contracts)
- 16) Statement of Qualifications (SOQ)

When additional requirements by the funding sources are physically or by reference incorporated in the Contract Documents, the funding source's requirements shall govern **unless specified otherwise**.

Figured dimensions shall take precedence over scaled dimensions. Detailed drawings shall take precedence over general drawings.

2-5.3.1 General. DELETE in its entirety and SUBSTITUTE with the following:

When required by the Contract Documents or when requested by the Engineer, the Contractor shall provide the submittals as specified in 2-5.3.2, 2-5.3.3, and 2-5.3.4 to the Engineer. Materials shall neither be furnished nor fabricated, nor shall any work for which submittals are required be performed before the required submittals have been reviewed and accepted by the Engineer. The payment for the submittals shall be included in the various Bid items. Neither review nor acceptance of submittals by the Engineer shall relieve the Contractor from responsibility for errors, omissions, or deviations from the Contract Documents, unless such deviations were specifically called to the attention of the Engineer in the letter of transmittal. The Contractor shall be responsible for the correctness of the submittals.

The Contractor shall allow a minimum of 20 working days for review of submittals unless otherwise specified in the Special Provisions. Each submittal shall be accompanied by a letter of transmittal.

2-5.4.1 General. ADD the following:

Source Identification e.g., RFI numbers and Change Order numbers as required to identify the source of the change to the Contract Documents shall be noted.

2-5.4.2 Asset Specific Red-lines. To the City Supplement, item (d), ADD the following:

- Dimensional changes to the drawings.
- Revisions to details shown on drawings.
- Depths of foundations below first floor.
- Locations and depths of underground utilities.
- Revisions to routing of piping and conduits.
- Revisions to electrical circuitry.

- Actual equipment locations.
- Duct size and routing.
- Locations of concealed internal utilities.
- Changes made by Change Order.
- Details not on original Plans.

ADD the following:

- h) Slurry Seal and Asphalt Overlay Red-Lines: The Contractor shall clearly record on the City provided forms in MS Excel format the actual dates and quantity of each Bid item applied to each street segment and comments regarding each segment. The Contractor shall record reasons if no work is performed.
- i) Sewer Rehabilitation Templates: The Contractor shall fill and submit the sewer manholes and mains rehabilitation templates. Template samples are included in the Contract Appendix.

2-6 WORK TO BE DONE. ADD the following:

In accordance with the provisions of California Law, the Contractor shall possess or require the Subcontractor(s) to possess valid appropriate license(s) for the Work being performed.

2-9.1 Permanent Survey Markers. DELETE in its entirety and SUBSTITUTE with the following:

The Contractor shall notify the Engineer or the owner on a Private Contract, at least 7 days before starting the Work to allow for the preservation of survey markers, survey monuments, lot stakes (tagged), and benchmarks. The Engineer or the owner on a Private Contract, will, at its cost, file a Corner Record Form referencing survey monuments subject to disturbance in the Office of the County Surveyor prior to the start of construction and also prior to the completion of construction for the replacement of survey monuments. The Contractor shall not disturb or permanently cover survey markers, survey monuments, lot stakes (tagged), or benchmarks without the consent of the Engineer or the owner on a Private Contract. The Contractor shall bear the expense of uncovering and replacing any that may be disturbed without permission. Replacement shall be done only under the direction of the Engineer by a Registered Land Surveyor or a Registered Civil Engineer authorized to practice land surveying within the State of California. When a change is made in the finished elevation of the pavement of any roadway in which a permanent survey monument is located, the Contractor shall adjust the monument cover to the new grade within 7 days of finished paving unless otherwise specified in the Special Provisions.

2-10 AUTHORITY OF BOARD AND ENGINEER. ADD the following:

Regulating agencies of the City, such as Developmental Services, Fire and Planning Departments, enforce Legal Requirements and standards. These enforcement activities are not subject to the responsibilities of the Engineer under this Agreement.

2-11 INSPECTION. ADD the following:

The City may utilize field inspectors to assist the Engineer during construction in observing performance of the Contractor. The inspector is for the purpose of assisting the Engineer and shall not be confused with an inspector with a City regulatory agency or with a Special Inspector.

Code compliance testing (including all Geotechnical requirements) and inspections required by codes or ordinances, or by a plan approval authority, shall be the responsibility of and shall be paid by the Contractor, unless otherwise provided in the Contract Documents.

The Contractor's quality control testing and inspections shall be the sole responsibility of the Contractor and paid by the Contractor included in the Bid price.

ADD: 2-17 CONTRACTOR REGISTRATION. The Contractor, Subcontractors, and Suppliers shall register with the City's EOCP via Prism® i.e., the City's web-based contract compliance portal at: <https://pro.prismcompliance.com/contractor/plugins/pages/contractormenu.aspx>.

The Contractor shall ensure that proposed Subcontractors and Suppliers have completed the registration prior to Notice of Intent to Award. If the Contractor fails to have its Subcontractors and Suppliers registered after the NTP has been issued, the City will withhold a minimum of 10% in addition to the Retention from all invoices submitted until the Contractor and all listed Subcontractors and Suppliers are properly registered in PRISM.

SECTION 3 – CHANGES IN WORK

3-3.2.2 Basis for Establishing Costs. To the City Supplement, item (a) Labor, 1st and 2nd paragraph, DELETE in their entirety and SUBSTITUTE with the following:

The City reserves the right to request financial records of salaries for an employee, wages, bonuses and deductions to substantiate the actual cost of labor certified by a California licensed Certified Public Accountant. The Contractor shall use the City provided form i.e., "PUBLIC WORKS PAYROLL REPORTING FORM" which is available at <http://www.sandiego.gov/eoc/pdf/payrollreport.pdf> to list the labor rates of its personnel and Subcontractors who work on this Project. An initial submittal shall be made prior to NTP.

The payment for payroll records shall be included in the various Bid item unless a separate Bid item has been provided.

SECTION 4 - CONTROL OF MATERIALS

4-1.3.1 General. To the 1st paragraph, ADD the following:

Other standard items or materials typically accepted by Certificate of Compliance shall not require inspection at the source unless specified in the Special Provisions. For a list of these items or materials, the Contractor may refer to the Contract Documents.

4-1.3.5 Special Inspections. To the City Supplement, ADD the following:

Special Inspection and testing by the Special Inspectors shall meet the minimum requirements of the prevailing Codes and by the City's Development Services Department (DSD) and reference in <http://www.sandiego.gov/development-services/industry/special.shtml>

4-1.5 Certificates of Compliance. To the City Supplement, DELETE in its entirety and SUBSTITUTE with the following:

4-1.5 Certificates of Compliance. DELETE in its entirety and SUBSTITUTE with the following:

Certificates of Compliance shall be furnished to the Engineer prior to the use of any material or assembled material for which these Specifications so require or if so required by the Engineer.

The Engineer may waive the materials testing requirements of the Specifications and accept a Certificate of Compliance. Manufacturing test data may be required by the Engineer to be included with the submittal.

Materials used on the basis of a Certificate of Compliance may be sampled and tested at any time. The submission of a Certificate of Compliance shall not relieve the Contractor of responsibility for incorporating material in the Work which conforms to the requirements of the Contract Documents, and any material not conforming to the requirements will be subject to rejection whether in place or not.

When professional certification of performance criteria of materials, systems or equipment is required by the Contract Documents, the City shall be entitled to rely upon the accuracy and completeness of such calculations and certifications.

4-1.6 Trade Names or Equals. To the City Supplement, DELETE in its entirety and SUBSTITUTE with the following:

Whenever materials or equipment are indicated in the Contract Documents by using the name of a proprietary item or the name of a particular Supplier, the naming of the item is intended to establish the type, function, and quality required. Unless stated otherwise, materials or equipment of other Suppliers may be accepted if sufficient information is submitted to the Engineer for review to determine whether the material or equipment proposed is equivalent or equal to that named.

- a) The Contractor shall submit its list of proposed substitutions for “an equal” (“or equal”) item(s) **no later than 5 Working Days after the determination of the Apparent Low Bidder** and on a City form when provided by the City.
- b) The request for substitution shall include the following information:
 - i. Whether or not acceptance of the substitute for use in the Work will require a change in any of the Contract Documents to adopt the design to the proposed substitute.
 - ii. Whether or not incorporation or use of the substitute in connection with the Work is subject to payment of any license fee or royalty.
 - iii. All variations of the proposed substitute from the items originally specified will be identified.
 - iv. Available maintenance, repair, and replacement service requirements. The manufacturer shall have a local service agency within 50 miles of the site which maintains properly trained personnel and adequate spare parts and is able to respond and complete repairs within 24 hours.
 - v. Certification that the proposed substitute will perform adequately the functions and achieve the results called for by the general design, and be similar and of equal substance to that indicated, and be suited to the same use as that specified.
- c) There is no guaranteed time frame for the City’s review of the substitution requests.
- d) The burden of proof as to the type, function, and quality of any such substitute product, material or equipment shall be upon the Contractor. The Engineer may require at the Contractor's expense additional data about the proposed substitute.
- e) If the Engineer takes no exceptions to the proposed substitution, it shall not relieve the Contractor from responsibility for the efficiency, sufficiency, quality, and performance of the substitute material or equipment, in the same manner and degree as the material and equipment specified by name.
- f) The lack of action(s) on the Engineer’s side within the Contractor’s requested time shall not constitute acceptance of the substitution.
- g) Acceptance by the Engineer of a substitute item shall not relieve the Contractor of the responsibility for full compliance with the Contract Documents.
- h) For the substitution review process or to have materials listed on the AML, refer to the AML standard review process.
- i) The Bid submittal shall be based on the material and equipment specified by name in the Contract. If the proposal is rejected by the Engineer, the Contractor shall not be entitled to either an extension in Contract Time, increase in the Contract Price, or both.

- j) As applicable, no Shop Drawing or Working Drawing submittals shall be made for a substitute item nor shall any substitute item be ordered, installed, or utilized without the Engineer's prior written.
- k) The Contractor shall reimburse the City for the charges of the Engineer for evaluating each proposed substitute.
- l) For Design-Build contracts, one copy of all designer reviewed submittals shall be provided to the Engineer.

SECTION 6 - PROSECUTION, PROGRESS AND ACCEPTANCE OF WORK

6-1.2 Commencement of Work. To the GREENBOOK and the City Supplement, DELETE in their entirety and SUBSTITUTE with the following:

Unless specified otherwise, construction shall start within 5 Working Days after NTP and be diligently prosecuted to completion within the Contract Time. The Contractor shall not start any construction activity at the Site until the Pre-construction Meeting is held and the NTP has been issued by the Engineer.

Upon the Contractor's written request, the City may delay the NTP as follows:

- a) Up to 5 Working Days from the Pre-construction Meeting, or
- b) Up to 40 Working Days from the Limited NTP for the preparation, submittal, obtaining approval for and filing of the PRDs in accordance with 801, "STORM WATER POLLUTION CONTROL," or
- c) Up to 60 Working Days from the Limited NTP for the preparation, submittal, and approval of the TCP on "D-sheets" when specified in 7-10.2, "Traffic Control."

The Contractor shall notify SDG&E at least 10 Working Days prior to excavating within 10' of SDG&E Underground High Voltage Transmission Power Lines (i.e., 69 KV and higher).

For areas that do not require engineered TCP on D-sheets, the Contractor may at any time after the Pre-construction Meeting obtain a TCP Permit via Working Drawings or the City's over the counter process and start the Work. If the Contractor decides to commence the construction work before the completion of the D-sheet TCPs, the Contractor shall forfeit the 60 Working Days specified here. The D-sheet TCP shall be done concurrently and no additional time will be granted.

For paving Work, the Contractor shall coordinate the Work to facilitate the installation and protection of the new curb ramps and associated concrete work prior to commencing the asphalt overlay operations. The Work at a specific location shall not commence until all layouts and measurements are agreed upon by both the Contractor and the Engineer.

6-1.4 Phased Funding. To the City Supplement, ADD the following:

This contract is subject to Phased Funding.

ADD: 6-1.8 Pre-construction Meeting. Within 20 Working Days from the Limited NTP the Engineer will schedule a mandatory pre-construction meeting (Pre-construction Meeting) with the Contractor. The agenda will include items such as NTP, design services and submittal and review process for Design-Build contracts, critical elements of the work schedule, submittal schedule, cost breakdown of major lump sum items, payment requests and processing, environmental and community concerns, coordination with the involved utility firms, the level of record project documents required and emergency telephone numbers for all representatives involved in the course of construction.

6-7 TIME OF COMPLETION. ADD the following:

For the following streets, the total time allowed for the completion of Work shall not exceed **10** Working Days per **500'** of pipeline installation:

6-7.1 General. To the City Supplement, ADD the following:

- d) If weather condition is suitable, the Contractor shall complete each street segment within 15 Working Days from the day the slurry seal or asphalt overlay is placed. Each completed segment shall include other incidental Work items e.g., weed abatement, damaged asphalt pavement replacement, asphalt patching, resurfacing, striping, markings, raised pavement markers, and inlet markers.

ADD: 6-8.1 Completion. To the City Supplement, DELETE in its entirety and SUBSTITUTE with the following:

6-8.1 Completion. The Contractor shall submit a written assertion that the Work has been completed. If, in the Engineer's judgment, the Work has been completed in accordance with the Contract Documents, the Engineer will set forth in writing the date the Work was completed. This will be the date when the Contractor is relieved from responsibility to protect and maintain the Work.

6-8.2 Acceptance. To the City Supplement, DELETE in its entirety and SUBSTITUTE with the following:

6-8.2 Acceptance. Acceptance will occur after all of the requirements contained in the Contract Documents have been fulfilled. If, in the Engineer's judgment, the Contractor has fully performed the Contract, the Engineer will accept the Contractor's performance of the Contract.

6-8.3 Warranty. To the City Supplement, DELETE in its entirety and SUBSTITUTE with the following:

6-8.3 Warranty. Unless specified otherwise, the Work shall be warranted by the Contractor against defective workmanship and materials for a period of 1 year.

- a) The warranty period shall start on the date of completion of the Work as determined by the Engineer.
- b) The Contractor shall provide an unconditional warranty on all installed fiber optic cable for a minimum period of 2 years.
- c) The warranty period for the following items of the Work shall be 3 years:
 - 1. Work under Section 500 (requires Long Term Warranty Contract (LTWC))
 - 2. DWT Construction (requires manufacturer's warranty)
 - 3. LED signal modules (requires manufacturer's warranty)
 - 4. Private sewer pumps including the alarm panel and all other accessories. The Contractor shall provide the City and property owner a copy of the warranty. (requires manufacturer's warranty)
- d) The Contractor shall involve the manufacturer in the installation and startup as needed to secure any extended warranty required.
- e) The warranty period for specific items covered under manufacturers' or suppliers' warranties shall commence on the date they are placed into service at the direction of or as approved by the Engineer in writing.
- f) All warranties, express or implied, from Subcontractors or Suppliers, of any tier, for the work performed and materials furnished shall be assigned, in writing, to the City, and such warranties shall be delivered to the Engineer prior to acceptance of the Contractor's performance of the Contract.

- g) The Contractor shall replace or repair defective Work in a manner satisfactory to the Engineer, after notice to do so from the Engineer, and within the time specified in the notice. If the Contractor fails to make such replacement or repairs within the time specified in the notice, the City may perform the replacement or repairs at the Contractor's expense. If the Contractor fails to reimburse the City for the actual costs, the Contractor's Surety shall be liable for the cost thereof.
- h) Nothing in this warranty is intended to limit any manufacturer's warranty which provides the City with greater warranty rights than set forth in this section or the Contract Documents.
- i) These specifications are not intended to constitute a period of limitations or waiver of any other rights or remedies City may have regarding the Contractor's other obligations under the Contract Documents or federal or state law.
- j) The Contractor shall respond and initiate corrective action within 24 hours of notice of nonconforming Work that poses an imminent threat to person or property.

6-9 LIQUIDATED DAMAGES. To the City Supplement, DELETE in its entirety and SUBSTITUTE with the following:

MODIFY to increase the daily value from \$250 to \$1,000 for contracts with a value of over \$100,000.

Failure to complete the liner installation and lateral reinstatement as specified in Part 5, "SYSTEM REHABILITATION," within the Contract Time will result in damages being sustained by the City.

SECTION 7 - RESPONSIBILITIES OF THE CONTRACTOR

7-3 LIABILITY INSURANCE. DELETE in its entirety and SUBSTITUTE with the following:

The insurance provisions herein must not be construed to limit your indemnity obligations contained in this contract.

ADD: 7-3.1 Policies and Procedures.

- a) You must procure the insurance described below, at your sole cost and expense, to provide coverage against claims for loss including injuries to persons or damage to property, which may arise out of or in connection with the performance of the Work by you, your agents, representatives, officers, employees or subcontractors.
- b) Insurance coverage for property damage resulting from your operations is on a replacement cost valuation. The market value will not be accepted.
- c) You must maintain this insurance for the duration of this contract and at all times thereafter when you are correcting, removing, or replacing Work in accordance with this contract. Your liabilities under this contract, e.g., your indemnity obligations, will not be deemed limited to the insurance coverage required by this contract.
- d) Payment for insurance is included in the various items of Work as bid by you, and except as specifically agreed to by the City in writing, you are not entitled to any additional payment. Do not begin any work under this contract until you have provided and the City has approved all required insurance.
- e) Policies of insurance must provide that the City is entitled to 30 days (10 days for cancellation due to non-payment of premium) prior written notice of cancellation or non-renewal of the policy. Maintenance of specified insurance coverage is a material element of this contract. Your failure to maintain or renew coverage or to provide evidence of renewal during the term of this contract may be treated by the City as a material breach of contract.

ADD: 7-3.2 Types of Insurance.

7-3.2.1 Commercial General Liability Insurance.

- a) Commercial General Liability Insurance must be written on the current version of the ISO Occurrence form CG 00 01 07 98 or an equivalent form providing coverage at least as broad.
- b) The policy must cover liability arising from premises and operations, XCU (explosions, underground, and collapse), independent contractors, products/completed operations, personal injury and advertising injury, bodily injury, property damage, and liability assumed under an insured's contract (including the tort liability of another assumed in a business contract).
- c) There must be no endorsement or modification limiting the scope of coverage for either "insured vs. insured" claims or contractual liability. You must maintain the same or equivalent insurance for at least 10 years following completion of the Work.
- d) All costs of defense must be outside the policy limits. Policy coverage must be in liability limits of not less than the following:

<u>General Annual Aggregate Limit</u>	<u>Limits of Liability</u>
Other than Products/Completed Operations	\$2,000,000
Products/Completed Operations Aggregate Limit	\$2,000,000
Personal Injury Limit	\$1,000,000
Each Occurrence	\$1,000,000

7-3.2.2 Commercial Automobile Liability Insurance.

- a) You must provide a policy or policies of Commercial Automobile Liability Insurance written on the current version of the ISO form CA 00 01 12 90 or later version or equivalent form providing coverage at least as broad in the amount of \$1,000,000 combined single limit per accident, covering bodily injury and property damage for owned, non-owned, and hired automobiles ("Any Auto").
- b) All costs of defense must be outside the limits of the policy.

7-3.2.3 Commercial Pollution Liability Insurance.

- a) You must procure and maintain at your expense or require Subcontractor, as described below to procure and maintain, the Contractors Pollution Liability Insurance including contractual liability coverage to cover liability arising out of cleanup, removal, storage, or handling of hazardous or toxic chemicals, materials, substances, or any other pollutants by you or any Subcontractor in an amount not less than \$2,000,000 limit for bodily injury and property damage.
- b) All costs of defense must be outside the limits of the policy. Any such insurance provided by Subcontractor instead of you must be approved separately in writing by the City.
- c) For approval of a substitution of Subcontractor's insurance, you must certify that all activities for which the Contractors Pollution Liability Insurance will provide coverage will be performed exclusively by the Subcontractor providing the insurance. The deductible must not exceed \$25,000 per claim.
- d) Contractual liability must include coverage of tort liability of another party to pay for bodily injury or property damage to a third person or organization. There must be no endorsement or modification of the coverage limiting the scope of coverage for either "insured vs. insured" claims or contractual liability.

- e) Occurrence based policies must be procured before the Work commences and must be maintained for the Contract Time. Claims Made policies must be procured before the Work commences, must be maintained for the Contract Time, and must include a 12 month extended Claims Discovery Period applicable to this contract or the existing policy or policies must continue to be maintained for 12 months after the completion of the Work without advancing the retroactive date.
- f) Except as provided for under California law, the policy or policies must provide that the City is entitled to 30 days prior written notice (10 days for cancellation due to non-payment of premium) of cancellation or non-renewal of the policy or policies.

ADD: 7-3.3 Rating Requirements. Except for the State Compensation Insurance Fund, all insurance required by this contract as described herein must be carried only by responsible insurance companies with a rating of, or equivalent to, at least “A-, VI” by A.M. Best Company, that are authorized by the California Insurance Commissioner to do business in the State, and that have been approved by the City.

7-3.3.1 Non-Admitted Carriers. The City will accept insurance provided by non-admitted, “surplus lines” carriers only if the carrier is authorized to do business in the State and is included on the List of Eligible Surplus Lines Insurers (LESLI list).

All policies of insurance carried by non-admitted carriers must be subject to all of the requirements for policies of insurance provided by admitted carriers described herein.

ADD: 7-3.4 Evidence of Insurance. Furnish to the City documents e.g., certificates of insurance and endorsements evidencing the insurance required herein, and furnish renewal documentation prior to expiration of this insurance. Each required document must be signed by the insurer or a person authorized by the insurer to bind coverage on its behalf. We reserve the right to require complete, certified copies of all insurance policies required herein.

ADD: 7-3.5 Policy Endorsements.

7-3.5.1 Commercial General Liability Insurance.

7-3.5.1.1 Additional Insured.

- a) You must provide at your expense policy endorsement written on the current version of the ISO Occurrence form CG 20 10 11 85 or an equivalent form providing coverage at least as broad.
- b) To the fullest extent allowed by law e.g., California Insurance Code §11580.04, the policy must be endorsed to include the City and its respective elected officials, officers, employees, agents, and representatives as additional insured.
 1. The additional insured coverage for projects for which the Engineer’s Estimate is \$1,000,000 or more must include liability arising out of: (a) Ongoing operations performed by you or on your behalf, (b) Your products, (c) Your work, e.g., your completed operations performed by you or on your behalf, or (d) premises owned, leased, controlled, or used by you.
 2. The additional insured coverage for projects for which the Engineer’s Estimate is less than \$1,000,000 must include liability arising out of: (a) Ongoing operations performed by you or on your behalf, (b) Your products, or (c) premises owned, leased, controlled, or used by you.

7-3.5.1.2 Primary and Non-Contributory Coverage. The policy must be endorsed to provide that the coverage with respect to operations, including the completed operations, if appropriate, of the Named Insured is primary to any insurance or self-insurance of the City and its elected officials, officers, employees, agents and representatives. Further, it must provide that any insurance maintained by the City and its elected officials, officers, employees, agents and representatives must be in excess of the Contractor's insurance and must not contribute to it.

7-3.5.1.3 Project General Aggregate Limit. The policy or policies must be endorsed to provide a Designated Construction Project General Aggregate Limit that will apply only to the Work. Only claims payments which arise from the Work must reduce the Designated Construction Project General Aggregate Limit. The Designated Construction Project General Aggregate Limit must be in addition to the aggregate limit provided for the products-completed operations hazard.

7-3.5.2 Commercial Automobile Liability Insurance.

7-3.5.2.1 Additional Insured. Unless the policy or policies of Commercial Auto Liability Insurance are written on an ISO form CA 00 01 12 90 or a later version of this form or equivalent form providing coverage as broad, the policy must be endorsed to include the City and its respective elected officials, officers, employees, agents, and representatives as additional insured, with respect to liability arising out of automobiles owned, leased, hired or borrowed by you or on your behalf. This endorsement is limited to the obligations permitted by California Insurance Code §11580.04.

7-3.5.3 Contractors Pollution Liability Insurance Endorsements.

7-3.5.3.1 Additional Insured.

- a) The policy or policies must be endorsed to include as an Insured the City and its respective elected officials, officers, employees, agents, and representatives, with respect to liability arising out of: (a) Ongoing operations performed by you or on your behalf, (b) your products, (c) your work, e.g., your completed operations performed by you or on your behalf, or (d) premises owned, leased, controlled, or used by you; except that in connection with, collateral to, or affecting any construction contract to which the provisions of subdivision (b) of § 2782 of the California Civil Code apply, this endorsement must not provide any duty of indemnity coverage for the active negligence of the City and its respective elected officials, officers, employees, agents, and representatives in any case where an agreement to indemnify the City and its respective elected officials, officers, employees, agents, and representatives would be invalid under subdivision (b) of §2782 of the California Civil Code.
- b) In any case where a claim or loss encompasses the negligence of the Insured and the active negligence of the City and its respective elected officials, officers, employees, agents, and representatives that is not covered because of California Insurance Code §11580.04, the insurer's obligation to the City and its respective elected officials, officers, employees, agents, and representatives must be limited to obligations permitted by California Insurance Code §11580.04.

7-3.5.3.2 Primary and Non-Contributory Coverage. The policy or policies must be endorsed to provide that the insurance afforded by the Contractors Pollution Liability Insurance policy or policies is primary to any insurance or self-insurance of the City and its elected officials, officers, employees, agents and representatives with respect to operations including the completed operations of the Named Insured. Any insurance maintained by the City and its elected officials, officers, employees, agents and representatives must be in excess of your insurance and must not contribute to it.

7-3.5.3.3 Severability of Interest. For Contractors Pollution Liability Insurance, the policy or policies must provide that your insurance must apply separately to each insured against whom claim is made or suit is brought, except with respect to the limits of the insurer's liability and must provide cross-liability coverage.

ADD: 7-3.6 Deductibles and Self-Insured Retentions. You are responsible for the payment of all deductibles and self-insured retentions. Disclose deductibles and self-insured retentions to the City at the time the evidence of insurance is provided.

ADD: 7-3.7 Reservation of Rights. We reserve the right, from time to time, to review your insurance coverage, limits, deductibles and self-insured retentions to determine if they are acceptable to the City. We will reimburse you, without overhead, profit, or any other markup, for the cost of additional premium for any coverage requested by the Engineer but not required by this contract.

ADD: 7-3.8 Notice of Changes to Insurance. You must notify the City 30 days prior to any material change to the policies of insurance provided under this contract.

ADD: 7-3.9 Excess Insurance. Policies providing excess coverage must follow the form of the primary policy or policies e.g., all endorsements.

7-4 WORKERS' COMPENSATION INSURANCE. DELETE in its entirety and SUBSTITUTE with the following:

7-4.1 Workers' Compensation Insurance and Employers Liability Insurance.

a) In accordance with the provisions of §3700 of the California Labor Code, you must provide at its expense Workers' Compensation Insurance and Employers Liability Insurance to protect you against all claims under applicable state workers compensation laws. The City, its elected officials, and employees will not be responsible for any claims in law or equity occasioned by your failure to comply with the requirements of this section.

b) Limits for this insurance must be not less than the following:

<u>Workers' Compensation</u>	<u>Statutory Employers Liability</u>
Bodily Injury by Accident	\$1,000,000 each accident
Bodily Injury by Disease	\$1,000,000 each employee
Bodily Injury by Disease	\$1,000,000 policy limit

c) By signing and returning this contract you certify that you are aware of the provisions of §3700 of the Labor Code which require every employer to be insured against liability for worker's compensation or to undertake self-insurance in accordance with the provisions of that code and you will comply with such provisions before commencing the Work as required by § 1861 of the California Labor Code.

7-4.1.1 Waiver of Subrogation.

The policy or policies must be endorsed to provide that the insurer will waive all rights of subrogation against the City, and its respective elected officials, officers, employees, agents, and representatives for losses paid under the terms of the policy or policies and which arise from work performed by the Named Insured for the City.

7-5.3 Payment. To the City Supplement, DELETE in its entirety and SUBSTITUTE with the following:

The payment for applying for and obtaining the required permits shall be included in the various Bid items unless a Bid item has been provided.

7-8.6 Water Pollution Control. ADD the following:

a) The Project is subject to the Storm Water Pollution control requirements listed on the Plans or as specified in these specifications.

- b) For contracts subject to Construction General Permit (CGP), the Contractor’s QSD shall verify the City’s assessment prior to submittal through SMARTS.
- c) The Contractor’s attention is directed to Section 801, “WATER POLLUTION CONTROL” of these specifications for more information.

Based on a preliminary assessment by the City, this contract is subject to WPCP.

7-9 PROTECTION AND RESTORATION OF EXISTING IMPROVEMENTS. ADD the following:

In any emergency affecting the safety of persons or property, the Contractor shall act, at its discretion, to prevent threatened damage, injury or loss. Any change in Contract Price or Contract Time resulting from emergency work shall be determined as provided in SECTION 3, “CHANGES IN WORK.”

7-10.1 Traffic and Access. To the City Supplement, DELETE the agency notification listing in its entirety and SUBSTITUTE with the following:

The Contractor shall notify Metropolitan Transit System (MTS), a minimum of 5 Working Days prior to excavation, construction, or traffic control affecting bus stops. The Contractor shall notify the remaining agencies a minimum of two 2 Working Days prior to construction activities affecting the agencies:

Fire Department Dispatch	(Street or alley closure)	(858) 573-1300
Police Department Traffic	(Street or alley closure)	(858) 495-7800
Street Division/Electrical	(Traffic signals)	(619) 527-7500
U.S. Navy	(32nd Street Naval Station)	(619) 556-1319
Underground Service Alert	(Any excavation)	(800) 422-4133
MTS	(Street Closure and Bus Stops)	(619) 238-0100 Ext 6451

7-10.2.6 Traffic Control Signs and Notices for Resurfacing and Slurry Sealing. To the City Supplement, 1st paragraph, ADD the following:

For each street segment in addition to resurfacing and slurry sealing, the Contractor shall be posted “NO PARKING” for any required preparatory work such as, but not limited to, damaged asphalt pavement replacement (mill & pave), crack seal, and tree trimming.

7-10.6 Traffic Plate Bridging. To the City Supplement, DELETE in its entirety and SUBSTITUTE with the following:

Transverse or longitudinal cuts, voids, trenches, holes, and excavations in the right-of-way that cannot be properly completed within 1 Working Day shall be protected by adequately designed barricades and structural steel plates [plates] that will support legal vehicle loads in such a way as to preserve unobstructed traffic flow.

The Contractor shall secure approval, in advance, from authorities concerning the use of any bridging proposed on the Work.

Plates shall conform to the following:

- a) The trench shall be adequately shored to support the bridging and traffic loads.
- b) Plates shall be designed for HS 20-44 truck loading in accordance with Caltrans Bridge Design Specifications Manual.

- c) For the minimum thickness of plates refer to Table 7-10.6(A):

Table 7-10.6(A) - Trench Width / Minimum Plate Thickness

Trench Width	Minimum Plate Thickness
10" (0.25 m)	1/2" (13 mm)
1'-11" (0.58 m)	3/4" (19 mm)
2'-7" (0.80 m)	7/8" (22 mm)
3'-5" (1.04 m)	1" (25 mm)
5'-3" (1.6 m)	1 1/4" (32 mm)

For spans greater than 5'-3" (1.6 m), a structural design shall be prepared by a California Registered Civil Engineer and approved by the Engineer.

- d) Plates shall have a skid-resistant surface with a nominal Coefficient Of Friction (COF) of 0.35 as determined by California Test Method 342.
- e) Plates shall extend a minimum of 12" (300 mm) beyond the edges of the trench.
- f) Plates shall provide complete coverage to prevent any person, bicycle, motorcycle or motor vehicle from being endangered due to plate movement causing separations or gaps.
- g) Plates shall be secured against movement or displacement by using adjustable cleats, shims, welding, or other devices, and shall be installed in a manner that will minimize noise as traffic drives over them. Plates shall be installed using either Method (1) or (2):
- i. Method 1 [For speeds greater than 45 mph (70 Km/hr)]: The pavement shall be cold planed to a depth equal to the thickness of the plate and to a width and length equal to the dimensions of the plate.
 - ii. Method 2 [For Speeds less than 45 mph (70 Km/hr)]: Approach plate(s) and ending plate (if longitudinal placement) shall be attached to the roadway by a minimum of 2 dowels pre-drilled into the corners of the plate and drilled 2" (50 mm) into the pavement. Subsequent plates are butted to each other. Fine graded asphalt concrete shall be compacted to form ramps, maximum slope 8.5 % with a minimum 12" (305 mm) taper to cover all edges of the plates.

Alternative installation method may be submitted in accordance with 2-5.3, "Submittals" for the Engineer's approval.

- h) The Contractor shall be responsible for maintenance of the plates, shoring, and asphalt concrete ramps or any other approved device used to secure the plates. The Contractor shall immediately mobilize necessary personnel and equipment after being notified by the Engineer, the City's station 38, or a member of the public of a repair needed e.g., plate movement, noise, anchors, and asphalt ramps. Failure to respond to the emergency request within 2 hours will be grounds for the City to perform necessary repairs that will be invoiced at actual cost including overhead or \$500 per incident, whichever is greater. Failure by the Contractor to comply may result in automatic grounds suspension of permit, Contract, or both.
- i) When plates are removed, any damage to the pavement shall be repaired with fine graded asphalt concrete mix or slurry seal satisfactory to the Engineer.

Payment for traffic plate bridging shall be included in the various Bid items unless a Bid Item has been provided for steel plate bridging.

ADD: 7-15 INDEMNIFICATION AND HOLD HARMLESS AGREEMENT. The Contractor shall defend, indemnify, protect, and hold harmless the City, its agents, officers, and employees, from and against all claims asserted, or liability established for damages or injuries to any person or property resulting from the Contractor's action or failure to take the necessary measures to prevent such damages and injuries.

The Contractor shall be responsible for payment of any fines resulting from citations issued to the City by either the federal, state, or local environmental and safety enforcement agencies due to the Contractor's failure to abide by applicable safety, health, and environmental standards.

SECTION 8 - FACILITIES FOR AGENCY PERSONNEL

8-2 FIELD OFFICE FACILITIES. To the City Supplement, DELETE in its entirety.

PART 2 - CONSTRUCTION MATERIALS

SECTION 207 – PIPE

207-17.1 General. ADD the following:

All House Connection Sewer Laterals shall use acceptable stainless steel shielded couplings manufactured by Mission, Fernco or approved equal.

ADD: 207-17.2.3 Pipe Manufacturer. Pipe, fittings, couplings, and joints as manufactured or distributed by J-M Manufacturing Company shall not be used on this contract.

207-26.1.1 Polymer Concrete Water Meter Boxes. To the City Supplement, DELETE in its entirety and SUBSTITUTE with the following:

Boxes and covers to be installed in traffic areas shall have a reinforced polymer concrete frame and cover designed for AASHTO H-20 traffic loading. Boxes and covers to be installed in non-traffic areas shall have reinforced polymer concrete reader lids designed for A-10 traffic loading in accordance with ASTM-C857. Traffic areas are defined as any location in which vehicular traffic is evident or highly likely under normal conditions. Non-traffic areas are locations with no vehicular traffic. Covers shall have a logo reading "PUD WATER" as well as the manufacturer's name or logo cast in the polymer concrete surface. A cover and lid selected at random shall be tested. The cover and lid shall support without failure a total vertical load of at least 1,000 pounds, when supported in a horizontal position in the meter box. The load shall be applied to the center of the lid by a cylindrical pin, 1.952" in diameter, supported on a 2-thick rubber pad.

Unless provided for as a separate Bid item, payment for Polymer Concrete Box shall be included in the Bid item for water services.

SECTION 216 – DETECTABLE WARNING TILES

216-1.2 Materials. To the City Supplement, DELETE in its entirety and SUBSTITUTE with the following:

Materials for DWT specified herein shall be per the City's Approved Materials List (AML). The tiles shall extend to the full width of the ramp (3' x 4' minimum) and shall have the manufacturer's logo stamped permanently on the product with identifying information such as model number and type.

- a) The Stainless Steel Cast in Place DWT shall be of 16 gauge Type 304L with an integral micro-texture non-slip surface stamped into the stainless steel plate on the top of the domes and in the field surface between the domes. It shall have an ultra violet stabilized coating.
- b) Vitrified Polymer Composite (VPC) Cast in Place DWT shall be an epoxy polymer composition with an ultra violet stabilized coating employing aluminum oxide particles in the truncated domes. VPC Product shall be provided with a 5-year manufacturer written warranty form materials and installation.

- c) For others materials and a complete listing of material physical property requirements refer to the City's AML.

PART 3 – CONSTRUCTION METHODS

SECTION 300 – EARTHWORK

300-1.4 Payment. To the City Supplement, 1st and 2nd paragraphs, DELETE in their entirety and SUBSTITUTE with the following:

Payment for the removal and disposal of existing pavement beyond 12” thick, within the excavation e.g., trench limits, shall be included in the Bid item for Additional Pavement Removal and Disposal, and no additional payment shall be made regardless of the total thickness and composition of existing pavement removed and disposed.

Payment for existing pavement removal and disposal of up to nine 12” thick, within the excavation e.g., trench limits, shall be included in the Bid item for installation of the mains or the Work item that requires pavement removal.

SECTION 302 – ROADWAY SURFACING

302-1.9 Traffic Signal Loop Detectors. To the City Supplement, DELETE the second paragraph and SUBSTITUTE with the following:

Traffic detector loops shall be reinstalled prior to resurfacing of the related street within 15 days from completion of all preparatory work including milling, cutting and grinding. The Contractor shall contact the City of San Diego's Street Division, Traffic Signal Maintenance at 619-527-8052 north of Interstate 8 or 619-527-8053 south of Interstate 8 to request loop layout.

302-4.1 Material. DELETE in its entirety and SUBSTITUTE with the following:

Material shall be Rubberized Emulsion-Aggregate Slurry (REAS) in accordance with 600-3.2 “Materials.”

ADD: 302-5.2 Pavement Restoration Adjacent to Trench. Pavement restoration adjacent to trench shall include the replacement of existing pavement adjacent to the proposed trench and outside the trench limits, that was previously broken or displaced.

Prior to the commencement of the Work, the Contractor shall meet with the Engineer and determine the limits of the pavement to be replaced. If the Contractor does not meet with the Engineer before removing the pavement, all replacement outside the limits of the proposed trench resurfacing shall be at the Contractor’s expense.

Existing pavement shall be removed in accordance with Section 300-1.3.2. Prior to pavement restoration, existing subgrade shall be prepared in accordance with 301-1, “SUBGRADE PREPARATION.” If any existing unsuitable subgrade as determined by the Engineer is encountered, it shall be replaced with imported backfill in accordance with 306-1.3.7, “Imported Backfill” prior to preparation.

302-5.2.1 Measurement and Payment. Payment for pavement restoration adjacent to trench will be made on a square foot basis as shown in the Bid in accordance with 302-6.8, “Measurement and Payment” for concrete streets or 302-5.9 “Measurement and Payment.” Unless Bid includes separate Bid item(s), the following shall be included in the payment for pavement restoration adjacent to trench:

- a) saw-cutting existing edges,
- b) removal and disposal of existing pavement,
- c) subgrade preparation including imported backfill material,

- d) form work,
- e) placement, curing, and protection of new pavement, and
- f) placing full depth AC per SDG-107-Type "A".

302-6.1 General. To the City Supplement, last paragraph, DELETE in its entirety and SUBSTITUTE with the following:

Prior to placing concrete, existing subgrade shall be prepared in accordance with 301-1, "SUBGRADE PREPARATION."

If any existing unsuitable subgrade, as determined by the Engineer, is encountered it shall be replaced in accordance with 300-2.2, "Unsuitable Material."

302-6.8 Measurement and Payment. To the City Supplement, DELETE in its entirety.

302-13.4 Application. To the City Supplement, DELETE the second paragraph and SUBSTITUTE with the following:

Sealant shall be applied from the bottom of the crack up to the surface in a manner which does not result in sealant bridging or pockets of entrapped air. The sealant shall be applied to a slightly overfilled condition and then leveled with a squeegee. The width of sealant remaining on the surface shall not exceed 1.5" on either side of the crack. Any debris blown onto adjacent gutters, sidewalks, parkways, medians, intersections or other areas shall be removed prior to the end of the Working Day.

302-13.5 Payment. To the City Supplement, DELETE in its entirety and SUBSTITUTE with the following:

Payment for Crack Sealing including weed spray, cleaning and sealing shall be included in the "REAS Slurry Seal Type II and Striping" bid item.

SECTION 303- CONCRETE AND MASONRY CONSTRUCTION

303-5.10.2 Payment. To the City Supplement, 2nd paragraph, DELETE in its entirety and SUBSTITUTE the following: Additional concrete sidewalk and curb quantities *beyond the 15'-0"* will be paid for in accordance with the Contract unit price for additional curb and additional sidewalk.

SECTION 306 – UNDERGROUND CONDUIT CONSTRUCTION

306-1.4.8 Televising Sewer Mains and Storm Drains. DELETE in its entirety.

306-1.6 Basis of Payment for Open Trench Installations. To the City Supplement, DELETE in its entirety and SUBSTITUTE with the following:

To the 2nd paragraph, DELETE in its entirety and SUBSTITUTE with the following:

The unit price bid for pipe and conduit in place shall be considered full compensation for all wyes, tees, bends, monolithic catch basin connections, and specials shown on the Plans; the removal or restoration of interfering portions of existing sewers, storm drains, and existing improvements as shown on Plans; the closing or removing of abandoned conduit and structures; the excavations of the trench; the control of ground and surface waters; the preparation of subgrade; placing, joining and testing pipe; backfilling the trench; permanent resurfacing; disposal of excess excavation; temporary resurfacing when not a Bid item; and all other work necessary to install the pipe or conduit, complete in place.

To the 3rd paragraph, after the word "backfill", ADD the following:

"disposal of all excess excavation,"

306-1.7 House Connection Sewer (Laterals) and Cleanouts. To the City Supplement, 2nd paragraph, DELETE in its entirety and SUBSTITUTE with the following:

Laterals shall be replaced and shall include a cleanout at property line. Lateral connections at the property line shall be made with stainless steel shielded couplings. The Plans show the approximate location of the laterals. Connections at the main shall be made using a “wye” cut-in. Saddle connections shall not be permitted.

ADD: 306-9 VIDEO INSPECTION.

306-9.1 General. Work under this section shall consist of investigation of pipelines by use of digital closed circuit color video recording to determine condition of lines following cleaning, rehabilitation, and installation of gravity pipelines and water lines (when required).

The Contractor in coordination with the Engineer shall video record pipelines to:

- a) locate existing laterals,
- b) confirm no flow in existing mains prior to abandonment, and
- c) assess the conditions of the existing pipe segments and laterals after the cleaning process and prior to commencing rehab work, and
- d) accept the newly installed or rehabilitated pipelines.

306-9.2 Video Inspection Camera. The camera source image shall provide a high resolution video with minimum 30 frames per second producing a continuously-monitored high-quality picture, capable of discerning all major and minor operational and structural defects in the pipelines.

- a) The minimum video bit rate shall be 4.7 Mega bits per second (Mbps) and minimum audio bit rate shall be 128 Kilo bits per second (Kbps).
- b) Video equipment shall include a multi-angle camera capable of spanning 360-degrees circumference and 270-degrees on horizontal axis.
- c) Video inspection shall be performed utilizing one of the following video camera systems:
 1. Remote-focus stationary lens cameras;
 2. Rotating-lens cameras; or
 3. Pan-and-tilt cameras
- d) The video camera shall be mounted on a skid, floatable raft system, or transporter based on the conditions of the pipeline to be recorded. The radial view camera shall be solid-state color and have remote control of the rotational lens. The camera shall be capable of viewing the complete circumference of the pipe and junction structure e.g., manhole. Cameras using mirrors or exposed rotating heads are not acceptable.
- e) The camera shall be operative in 100 percent humidity conditions.
- f) Camera lens shall not be less than 140 degree viewing angle.
- g) Focal distance shall be remotely adjustable through range of 6 inches to infinity.
- h) The remote-reading footage counter shall be accurate to less than 1 percent error over the length of the particular section of pipeline being inspected. This distance is measured from the centerline of the junctions e.g., manhole to the centerline of the next manhole.

- i) The camera height shall be adjusted such that the camera lens is always centered in the pipe being inspected. The equipment shall display on the monitor the distance of the camera from the centerline of the starting manhole. Unless otherwise approved by the Engineer, footage measurements shall begin at the centerline of the upstream manhole.
- j) Lighting and camera quality shall produce a clear, in-focus picture of the entire periphery of the pipe for a minimum distance of 6'. Lighting shall be remote-controlled and adjusted to minimize reflective glare and to avoid any dark or shadowy regions appearing on the video file.
- k) The video camera and monitor shall be capable of registering a minimum of 400 vertical lines and 460 horizontal lines resolution and be a clear, stable image with no interference.
- l) The video portion of the digital recording shall be free of electrical interference and shall produce a clear and stable image. The audio portion shall be sufficiently free of background and electrical noise providing an oral report that is clear and discernible.
- m) For pipes smaller than 6" in diameter, the Contractor shall use portable long range pan and tilt push cameras with a motorized wheel to push the probe for 180 or more feet down the pipes e.g., laterals.
- n) The Contractor shall provide a camera, capable of extended video recording lengths and operation in remotely accessed areas without direct vehicular access.

306-9.3 Inspection Procedure. Video inspection shall show with high resolution operational and structural defects e.g., inflows, sags, offset joints, cracks, roughness, "fins" or folds in the pipelines, complete with audio commentary and inspection log.

- a) The Engineer shall be notified a minimum of 2 Working Days in advance of video inspecting.
- b) Video inspection shall be performed one pipe reach (e.g., manhole to manhole) at a time.
- c) The Contractor shall video inspect the pipeline with maximum flow diverted from the pipeline. The pipe reach being inspected shall be isolated from the remainder of the pipelines with the upstream sewage flow bypassed. In the event that the existing flow is interfering with the video operation, a bypass shall be performed by the Contractor to lower the flow volume sufficiently to allow for a clear video picture. Sufficient water shall be supplied to the isolated section to cause drainage reaching the downstream manhole prior to video inspecting. If existing flows are high, pre-construction video inspection can be done with partial flow. Depth of the flow shall not exceed:
 1. Pipes 6" - 10" - 20% of the pipe diameter.
 2. Pipes 12" - 24" - 25% of the pipe diameter.
 3. Pipes 27" and up - 30% of the pipe diameter.
- d) The camera shall be moved through the pipeline in a downstream direction at a uniform rate by means of power cable winches or self propelled tractors at each manhole, stopping and rotating the camera head at each lateral connection, defect, or both to allow for adequate evaluation. The Contractor shall stop when necessary to ensure proper documentation of the pipe condition, but in no case shall the camera be pulled at a speed greater than 30' per minute. A clear picture shall be provided looking into each service connection. Both pre and post video inspections shall be submitted to the Engineer.

- e) Measurement for location of defects shall be above ground by means of a measuring device. Footages shown in the digital files shall coincide with horizontal lengths from stationing as shown on the Plans. Footage measurements shall begin at the centerline of the upstream manhole or storm drain access point, unless permission is given by the Engineer to do otherwise.
- f) The Contractor shall clean the sewer mains prior to video inspecting as necessary to adequately perform the video recording operations. If the camera will not pass through the entire pipeline section, the Contractor shall reset the equipment at the downstream manhole and attempt to inspect the section of pipe from the opposite direction. If the camera fails to pass through the entire section, it shall be assumed that an obstruction exists. Efforts to video record that section of pipe shall be temporarily suspended and the Contractor shall notify the Engineer. Upon removal of the obstruction, the Contractor shall complete the inspection.
- g) If an obstruction is encountered during the post-construction video inspection, the Contractor shall remove the obstruction by excavation, repair, or other means approved by the Engineer at the Contractor's expense, in order that video inspection may continue.
- h) The system used to move the camera through the pipe shall not obstruct the camera's view. The Contractor shall calibrate the measuring device each day with a known distance to the satisfaction of the Engineer prior to starting the inspection and video recording process.
- i) The Contractor shall obtain the Engineer's approval for any additional point repairs.
- j) See the Contract appendices for additional requirements for video inspection deliverables.

306-9.4 Reports and Documentation. The Contractor shall provide a sample submittal at the start of video inspecting work demonstrating the typical video with audio quality and the database to be provided for approval by the Engineer. This submittal shall note any proposed changes to these specifications e.g., video format, data bases, compression, or other condition for review and approval by the Engineer.

- a) Both pre- and post-inspections digital files, log sheets, and reports shall be submitted to the Engineer and will become property of the City.
- b) The Contractor shall use a dual recording system and submit post video inspection files to the Engineer, subsequent to recording.
- c) The Contractor shall use the City's standard inspection introduction, abbreviations, log sheet forms, and severity code with legend when recording the line segment information.
- d) The inspection reports shall incorporate and utilize a standardized City's rating system to be provided for comprehensive evaluation of pipeline, manhole condition, or both, i.e., a standardized listing of facility condition and defect codes. Pipe condition and fault information tied to pipe location shall also be recorded in the Report.
- e) Documentation shall consist of color digital video files, log sheets, and a written report detailing the condition of the pipeline and lateral connections and openings. Video files shall be provided on external hard drive or on DVD.
- f) The video files shall be highly compressed, resulting in an anticipated average file size of 10 MB per minute of video. The compression shall be in accordance with Windows Media Video (WMV) format. The compression shall not significantly degrade the still frame quality of the video or audio signal from the original source video, as judged in a side by side viewing under normal viewing conditions.

- g) The report shall note the time and date of video inspection, street name, upstream and downstream manhole, direction of view, direction of flow, surface material, pipeline length, pipe section length, pipe size, pipe material, lateral connections, DVD number, counter number, and a detailed logging of defects encountered in tabular form.
- h) Each submittal shall include the following:

Visuals

1. Adequate view of the upstream and downstream manholes or storm drain access points. The direction of the survey upstream or downstream.
2. A pause at and zoom in on the lateral connections for at least 15 seconds for identification of the condition of the connection.
3. A pause at and zoom in on the indentified defects sufficient for identification of the type of problem.
4. Identified fault conditions or defects, see Appendix for Standardized City Condition and Defect Codes.
5. Each pipe section shall be identified by FSN, manhole numbers and the street name. If shown on the Plans, station numbers and sheet numbers shall also be identified.
6. A continuous read-out of the camera distance from the starting manhole to the end point at all times.
7. Pipe size.
8. Pipe or liner material, see Appendix for Material Description and Code.

Audio

1. Date of CCTV inspection.
2. Confirmation of each section to be CCTV inspected i.e., narrative of manholes, storm access points or station numbers, or FSN's and direction upstream or downstream.
3. Description of pipe size lined on post and final videos, material liner type for post and final videos and pipe joint length.
4. Description and location of each defect.
5. Description and location of each service connection.
6. Include brief but informative comments on data of significance, including, but not limited to, the locations of unusual conditions, type and size of connection, collapsed section, the presence of scale and corrosion, and other discernible features.
7. A continuous read-out of the camera distance from the starting manhole.

Written Documentation

1. Date of CCTV inspection.
2. Printed labels on DVD or storage device number, location information, date of inspection, and other descriptive information.
3. Location, size, material, and length of pipe.
4. Direction of flow and measurement "From" manhole or storm drain access point or station number "To" manhole or storm drain access point or station number or FSN.

5. File numbers itemizing individual segments.
 6. Sketch showing the street and cross streets where the CCTV inspection was made.
 7. Description and location of each defect or deficiency and a list of all proposed repairs.
 8. Description and location of each connection.
 9. A menu which lists files for each pipe section to be inspected and the date of the inspection.
- i) The reporting software shall be compatible with City's format requirements. The reporting software shall utilize Microsoft Access database. Only the final database without Facility Sequence Number (FSN) duplicates should be submitted. The reports shall also show all service lateral connection locations.
 - j) The FSN shall be compatible with the data input features of the reporting software (i.e., number of available input digits and/or fields). The file naming convention for final video files consists of 32 characters, including the extension. The structure includes the following:
 "(Field Book Page start)-(Manhole ID start)-(Field Book Page end)-(Manhole ID end)-(hhddmmyy).wmv" where the field book pages and manholes IDs are 4 characters in length and hhddmmyy signifies the hour, day, month and year of the inspection, respectively.
Example: "F18S-0045-F18S-0046-14150604.wmv"
 - k) Video files will be reviewed by the Engineer for focus, lighting, sound, clarity of view, and technical quality. Videos recorded while a camera has flipped over in the process of traveling and the viewing of laterals, obstructions or defects that are blocked by cables, skids or other equipment will not be accepted. Sharp focus, proper lighting, and clear distortion-free viewing during the camera operations shall be maintained. Failure to maintain these conditions will result in the rejection of the submittal.
 - l) One file shall be provided for each manhole to manhole pipe segment (or for each manhole to manhole inspection video).

306-9-5 Video Inspection Submittals. The Contractor shall make submittals during construction as applicable to the Project. Each video submittal shall be limited to 20 segments. In the event that any deficiencies are discovered by the Engineer, either by the Contractor's video inspection or the Engineer's inspection, 5 Working Days shall be allowed for the Engineer to judge whether the deficiencies or sags are repairable, in place. If the judgment is made that the deficiencies are non-repairable in place, the affected portion(s) shall be reconstructed at no cost to the City.

- a) Existing Mains Proposed To Be Replaced - When video inspecting existing mains proposed to be replaced, the Contractor shall provide the video files and a red-lined set of Plans showing the location of the existing laterals to the Engineer before constructing the new sewer mains. Service lateral video inspection shall be submitted on a separately.
- b) Post Cleaning Videos Prior To Rehabilitation Of Mains - The Contractor shall video record the sewer pipe segments after the cleaning process has been completed and prior to commencing rehabilitation work. If point repairs are necessary, the Contractor shall identify the location of the proposed point repairs and submit the post cleaning video within 5 Working Days of completion of the segment cleaning and at least 5 Working Days prior to commencing the rehab work to obtain prior approval by the Engineer. The Engineer will review each video submittal within 10 Working Days of receiving submittal. The post cleaning video for the remainder of the mainline segments shall be submitted in accordance with 2-5.3, "Submittals."

- c) Post Cleaning Videos For Rehabilitated Laterals Or Lateral Launch Videos - The Contractor shall video record the lateral segments after the cleaning process has been completed and prior to commencing any work on laterals. The post cleaning video for service lateral launch shall be submitted within 5 Working Days of segment cleaning. The Engineer will review each video submittal within 10 Working Days of receiving each submittal. Each submittal shall be limited to 20 segments. The video inspection shall include inspection of service lateral a minimum of 30' in length from the mainline or up to the property line unless an obstruction is encountered.
- d) Service Lateral Video - If the property line clean-outs are not known to exist, service lateral video may be obtained with camera equipment designed to launch into the service lateral from the mainline or access from the private property with homeowner's permission. Each service lateral shall be identified by the FSN of the mainline (when FSN are included in the Contract Documents) and the address of the property which it serves. Failure to comply with these specifications may result in one or more of the following:
 - 1. A delay of the review and approval of the submittal(s).
 - 2. Delay in progress payments.
 - 3. Require the Contractor to repeat video recording the pipelines at no cost to the City.
- e) Final Video Inspection – New sewer mains shall be video inspected and recorded not less than 22 Working Days after completion of permanent trench restoration and finished grading, but prior to final resurfacing. The Contractor shall review the digital file for any discrepancies or deficiencies in the installation of the pipe or liner. The Contractor shall notify the Engineer at least 30 Working Days in advance of the anticipated date that Acceptance will be requested. If the specified advance notice is not given, Acceptance and bond release may be delayed.
 - 1. The City will require a dry pipe. The Contractor shall first clean the line with high pressure water jetting equipment and a sewer ball, and then perform a mandrel, air test or both, or as specified by the Engineer. The Contractor shall provide for collection of debris from cleaning operation. The Contractor shall dispose of water into an existing sanitary sewer system or pump station.
 - 2. The camera shall stop at each lateral connection, focus on the bottom of the opening and then make one slow clockwise observation around the perimeter of the lateral which clearly shows the quality of the connection. Then, the camera shall focus on the center of the lateral opening for a minimum of 15 seconds before moving on to also adequately show and document that the saddle has been installed properly for new installations and that the lateral opening has been reestablished for rehabilitation. Each lateral shall be identified by the address of a property which it serves. If the Contractor fails to properly show and document within the database any of the lateral openings, the Contractor will be required to repeat video recording that section of pipeline at no additional cost to the City.
- f) Post-rehabilitation Videos - Post-rehabilitation videos shall be submitted within 30 days of completion of the Work. The final video recording shall clearly show the condition of the liner with ends sealed at the manholes, service lateral and connection seals. The submittal of this final video recording shall also include MS Access database and marked up Field Book pages or Plans as attachments. Failure to deliver the submittal(s) within the time identified or if a total of more than 20 segments are submitted in a single video may result in one or more of the following:
 - 1. A delay of the review and approval of the submittal(s).
 - 2. Delay in progress payments.

306-9.6 Tolerances. Tolerances encountered following inspection shall be addressed as follows:

- a) For new underground sewer or storm drain conduit installations, the maximum operational tolerance for sag shall be 1/2". When video recorded inspection is used to check for sag, a calibrated 1/4" diameter steel bar, mounted in front of the camera, shall be used to measure the depth of sag.
- b) For rehab work, tolerances shall be in accordance with 500-1.4.9, "DEFECT TOLERANCES".
- c) If the Engineer determines that the deficiencies or sags are non-repairable in place, the affected portion(s) shall be reconstructed in accordance with 6-8, "COMPLETION, ACCEPTANCE, AND WARRANTY."

306-9.7 Payment. Cleaning and video inspecting pipelines and culverts shall be included in the various Bid items unless separate Bid items have been provided.

ADD: 306-13.2 Pipe Separations.

- a) Pipe installation shall be in compliance with the State's health standards for separation. Dimensions shall be measured from outside pipe wall to outside pipe wall.
 1. When a proposed water main is installed above an existing sewer main, no connection joints shall be within 8' outside the sewer main crossing on both sides.
 2. When a proposed water main is installed below an existing sewer main, no connection joints shall be within 10' of the sewer main crossing on both sides.
 3. When a proposed sewer main is installed above an existing water main, no connection joints shall be within 10' outside the water main crossing on both sides.
 4. When a proposed sewer main is installed below an existing water main, no connection joints shall be within 4' outside the water main crossing on both sides.
- b) The Contractor shall notify the Engineer immediately:
 1. When sewer and water pipes, whether existing or proposed, are found to be closer than 4' horizontally or 1' vertically.
 2. When 6" vertical separation between utilities other than sewer and water mains cannot be maintained.
 3. When a minimum 3' of cover over top of water main cannot be maintained.
 4. When a minimum 5' of cover on the top of water mains larger than 16" in diameter cannot be maintained.
 5. When a minimum 4' of cover over top of recycled water main cannot be maintained.
- c) If 1' vertical separation cannot be maintained between proposed and existing utilities, 6" – 11" sand cushion per 200-1.5, "Sand" and 1" neoprene pad shall be installed as shown on Plans. The neoprene pad shall be 1" thick and wide enough to extend a minimum of 6" horizontally beyond the outside pipe wall. Neoprene pads shall have hardness between 50-70 durometers, as manufactured by Hoffmeyer Company, Industrial Rubber Supply, or approved equal. The neoprene pad shall be installed immediately below or on top of the existing utility. The sand cushion shall be placed between the neoprene pad and the proposed pipe.

306-13.3 Utility Crossings. To the City Supplement, DELETE in its entirety.

PART 5 - SYSTEM REHABILITATION

SECTION 500 – PIPELINE

DELETE SECTION 500 in its entirety and SUBSTITUTE with the following:

500-1.1.1 General. ADD the following

The Contractor shall construct, between the limits shown on the Plans, a tight-fitting sewer rehabilitation liner. The approved rehabilitation method shall be one of the following:

- a) Cured-in-Place Pipe Liner (CIPP) shall conform to 500-1.4
- b) Deformed / Re-formed HDPE Pipe Liner shall conform to 500-1.7
- c) Folded and Re-formed PVC Pipe Liner shall conform to 500-1.10
- d) Machine Spiral Wound PVC Pipe Liner shall conform to 500-1.13

ADD: 500-1.1.1.1 Design Criteria and Testing Requirements. Table 500-1.1.1.1(A) lists the minimum finished pipe liner wall thicknesses and minimum long-term flexural modulus for the pipeline rehabilitation methods specified herein. The liner thickness shall be increased to the specified minimum thickness at all locations to accommodate the existing conditions revealed during the television inspection.

The volume of resin used shall be sufficient to fully saturate all the voids of the fabric tube material. Additional 15% minimum shall be added to the resin volume to allow for change in resin volume due to polymerization and any migration of resin into cracks and joints in the original pipe.

TABLE 500-1.1.1.1(A) Minimum Pipe Liner Thickness (in.)

Material	C.I.P.P	H.D.P.E.	PVC Type A	PVC Type B
Specification	500-1.4	500-1.7	00-1.10	500-1.10
Minimum Long Term Flexural Modulus (psi) ¹	150,000	110,000	280,000	155,000
Nominal I.D. (in.)	Thickness	Thickness	Thickness	Thickness
6	.18	.20	.18	.18
8	.24	.25	.19	.24
10	.30	.31	.23	.30
12	.34	.38	.28	.37
15	.45	.47	.34	.46
18	.51	.56	.41	.50

Notes: 1) Modulus of Elasticity is the minimum in accordance with ASTM D790, Method 1.

500-1.1.2 Submittals. ADD the following:

See 804-2.1, “Sewage Bypass and Pumping Plan” for additional requirements.

ADD: 500-1.1.2.1 Pre-award Submittals. Within 5 Working Days of the Bid Opening, the 3 Apparent Low Bidders shall submit the following required information:

- a) Contractor’s Experience and Past Project Documentation - The selected Contractor shall submit documentation that a minimum of 5 miles, of sewer main rehabilitation similar in scope, has been successfully installed within the last 10 years in the U.S. with 5 years or more of documented performance record for the proposed product, and has been successfully performed by the Contractor and its personnel assigned to the liner installation and curing, utilizing the Contractor’s proposed rehabilitation system for this project. The required format for this submittal has been attached to this contract. The Contractor shall identify the employees i.e., project manager, superintendent, foreman, etc.; who will be assigned to this project and provide references in the format presented in

the Contract Documents. The Contractor's superintendent shall be assigned full time to this project and be present at the Site while work is being performed. Should CIPP be utilized, the documentation of the experience shall include the proposed resin and felt combination used and the installation of the proposed lateral sealing system with the pipe lining system.

- b) **Manufacturer Certification** - Manufacturer's certificate(s) within the last 10 years, indicating that the supplied lining materials for sewer mains and sewer lateral connections meet the requirements of these specifications. The creep reduction factor used for the long term flexural modulus calculation shall be verified by testing per ASTM D2990 in the certification.
- c) **Authorized Installer** - The installation of the sewer lining and lining of the service connections shall be performed by a contractor authorized, certified, or both by the manufacture or owner of the process. The Contractor shall submit a copy of the authorization from all manufacturers for which they are authorized, certified, or both and a letter from the manufacturer(s) stating the name, address, point of contact, and telephone number for City's verification.

ADD: 500-1.1.2.2 Submittals during Construction. The Contractor shall submit the following during construction in accordance with 2-5.3, "Submittals":

- a) **Daily Reports** - The daily report shall include the wet-out data sheet, boiler operator curing worksheet, and temperature charts.
- b) **Video Inspection** – Refer to 306-9, "VIDEO INSPECTIONS." If video inspections reveal that point repairs are necessary, the Contractor shall identify the location of the proposed point repairs and submit the post cleaning video to obtain the Engineer's approval for the repairs.
- c) **Samples** - Required samples shall be submitted to the Engineer immediately following the lining operation, according to Table 211-2(A), "Sampling, Testing, and Installation."

500-1.1.4 Cleaning and Preliminary Inspection. ADD the following:

The sewer main pipe diameters, shown on the Plans, are nominal dimensions. The Contractor shall verify the actual internal pipe diameters and length of each reach prior to ordering lining materials.

500-1.1.6 Sampling, Testing, and Installation. ADD the following:

The Contractor shall test samples of 50% of rehabilitated mains and 10% of rehabilitated laterals by a certified laboratory and submit test results including structural properties for the review and approval of the Engineer.

ADD: 500-1.1.10 Sewer Main Rehab Identification. A 3"x8" reflective yellow delineator as manufactured by 3M Scotchlite™ Brand 3200 Series or approved equal shall be mounted on the connecting manhole wall 36" below the manhole cover as part of the Work. For rehabilitated manhole, the delineator shall be installed using a 2-part epoxy, per manufacturer's specifications, compatible with polyurethane, PVC, epoxy, or any other liner material. Concrete manholes that are not lined shall have the mounting surface scuffed to sound substrate prior to installing delineator.

Payment for the identification tag shall be included in the various Bid items.

500-1.2.1 General. DELETE the first paragraph and SUBSTITUTE with the following:

The Contractor shall repair the pipeline where point repairs are deemed necessary in accordance with 500-1.1.2.3, "Submittals during Construction." Prior to beginning the Work, the Contractor shall submit plan for point repairs to the Engineer for approval.

ADD: 500-1.2.7 Payment. The point repair work will be measured and paid for at the unit price bid per each point repair. The Contractor will be paid for 1 point repair for each (internal or external) repair 8' or less in length.

The payment for Additional Point Repair shall cover internal and external point repairs continuous with and in addition to the basic 8' repair. Measurement will be made at the pipe and will be based on the linear feet of pipe repaired less the basic 8' paid under Point Repair.

ADD: 500-1.4.2 Material Composition and Testing. ADD the following:

The Contractor shall use a vinyl ester resin in accordance with the City's Approved Material List (AML) or the AOC VIPEL L704-NET-11 ISOPHTHALIC polyester resin. A compatible catalyst system shall be specified by the resin manufacturer. The resin manufacturer shall provide the Contractor with the recommended resin-catalyst proportions and curing cycle. The Contractor shall submit the same to the Engineer for approval. Certified copies of all test reports performed by the independent testing laboratory on the properties of the selected resin and on the properties of the field liner coupons, in accordance with 4-1.4 "Test of Materials" and these specifications shall be submitted to the Engineer.

500-1.4.5 Installation. ADD the following:

The Contractor shall submit in the same format as in 500-1.4.5.1, "Wet Out," 500-1.4.5.2, "Insertion," 500-1.4.6.1, "Cool Down," and 500-1.4.6.2, "Finished Pipe" or give detailed instructions, procedures and the steps to be followed for the installation of the CIPP even if the process is named in the specification. Such instructions and procedures shall be submitted for approval by the Engineer and shall be carefully followed.

Material, delivered to the Site, shall be accompanied by appropriate individual documentation listing physical properties, curing, or reforming temperatures and pressures.

ADD: 500-1.4.5.1 Wet Out. The Contractor shall designate a location where the felt tube will be impregnated ("wetted out") with resin.

- a) The Contractor shall fill the volume of air voids in the tube with additional resin allowances for polymerization shrinkage and stretching during installation, and for the loss of resin through cracks and irregularities in the host pipe according to these specifications.
- b) The calculations for the quantity of resin required shall be submitted and approved by the Engineer prior to wetting out the liner (move to submittals).
- c) A roller system and vacuum shall be used to uniformly distribute the resin throughout the tube to thoroughly saturate the felt tube prior to its dispatch for installation. The gap in the roller shall be verified every 50' (15 meters).
- d) The Contractor shall inform the Engineer, at least 4 Working Days in advance of the wet out procedure.
- e) A catalyst system or additive(s) compatible with the resin and tube may be used in accordance with the manufacturer's recommendation.

500-1.4.6 Curing. ADD the following:

The time required for curing shall be a function of the pipeline diameter, length, and curing temperatures; and shall be consistent with approved submittal in accordance with the resin/catalyst system of the resin manufacturer.

The recording device shall measure times and temperatures and shall be calibrated prior to use on the Site. The Contractor shall provide calibration records for equipment used upon request by the Engineer. Curing temperatures and duration shall comply with the previous submittal approved by the Engineer.

ADD: 500-1.4.6.2 Finished Pipe. The finished CIPP shall be continuous over the entire length from manhole to manhole and shall be free from visible defects such as debris and unspecified materials, dry spots, wrinkles, and other deformities. The liner passing through or terminating in a manhole shall be carefully cut out. The cut shall be smooth and parallel to the manhole wall. The finished liner shall not protrude into the manhole over 2" (50 mm). If the manhole has been lined through, the top half of the liner pipe shall be cut off even with the top of the shelf, leaving the channel lined in accordance with 306-6, "REMODELING EXISTING SEWER FACILITIES" unless otherwise approved by the Engineer. The invert and benches shall be streamlined and improved for smooth flow.

Installations will not be considered complete until:

- a) the lining is installed,
- b) final cuts are finished,
- c) channels and benches in the manholes are installed or refinished,
- d) miscellaneous work described in the Contract documents are complete,
- e) the final video inspection is performed, and
- f) Red-lines are submitted to the City.

500-1.4.7 Service CONNECTIONS and End Seal. ADD the following:

After curing is complete, the Contractor shall re-establish all live service connections in accordance with 500-1.1.7, "Miscellaneous". If the Contractor cannot reestablish a service connection as specified above within specified Normal Working Hours, the following shall apply:

- a) The Contractor shall open all live laterals with preliminary cuts to relieve the flow the same day as the installation.
- b) The preliminary cut shall be a smooth round cut, with a minimum diameter of 1" less than the lateral's diameter.
- c) Final cuts shall be completed during Normal Working Hours within a week from the date of the liner installation, unless otherwise approved by the Engineer.

500-1.4.8 Repair and Rejection. ADD the following:

A fin or wrinkle which penetrates inside the pipe more than 0.25" from the inside wall curvature and of the new liner that is juxtaposed to the new liner shall be repaired or replaced.

ADD: 500-1.6 Service Laterals. After the service has been completely established, the Contractor shall proceed with either sealing the lateral connection or lateral lining or both as called for in these specifications. When both sewer lateral connections and lateral lining are specified, service lateral connection shall be installed first.

The time required for curing shall be a function of the pipeline diameter, length, and curing temperatures; and shall be consistent with approved submittal in accordance with the resin/catalyst system

500-1.6.1 Service Lateral Connections (SLC). SLC is the interface of the house sewer lateral with the main sewer.

- a) SLC to rehabilitated sanitary sewer lines shall be sealed, normally without excavation, by the installation of a resin-impregnated, flexible, felt tube or fiberglass tube installed into the main and extending into the existing service lateral a minimum of 4’.
- b) The tube shall form a continuous “tee” or “Wye” section with a full lap inside the main pipe.
- c) The resin shall be cured to form the tube into a hard impermeable pipe-within-a-pipe. When cured, the SLC shall seal the connection of the lateral to the mainline in a continuous tight-fitting, watertight pipe-within-a-pipe to eliminate any visible leakage between the lateral and mainline and shall provide a leak-proof seal designed for a minimum 50-year life to prevent root intrusion, infiltration, and exfiltration between a liner and a host pipe.
- d) The Contractor shall trim all protruding laterals which interfere with the lining installation flush with the pipe interior.

500-1.6.1.1 SLC Materials. A flexible, felt tube shall be fabricated to neatly fit the internal circumference of the lateral connection.

- a) The Contractor shall furnish a specially designed, catalyst system compatible with the SLC process that provides cured physical strengths specified herein.
- b) The SLC product shall be compatible with the lining system materials utilized in the main sewer line.

500-1.6.1.2 SLC Installation Preparation.

- a) The service lateral shall be inactive during the time of installation. This is normally accomplished by turning off the homeowner's services or requesting that the homeowner relinquish its services during the required period of installation.
- b) The Contractor shall clear the line of debris or obstructions prior to the insertion of the SLC material. If inspection reveals an obstruction that cannot be removed by conventional sewer cleaning equipment, the Contractor shall make an external point repair excavation to uncover and remove the obstruction.
- c) The Contractor shall inform the Engineer prior to the commencement of the Work.

500-1.6.1.3 SLC Installation.

- a) The resin impregnated tube shall be loaded inside a pressure apparatus. The pressure apparatus, attached to a robotic device, shall be positioned in the mainline pipe at the service connection. The robotic device, together with a television camera, shall be used to align the SLC repair with the service connection opening. Air pressure, supplied to the pressure apparatus through an air hose, shall be used to invert the resin impregnated SLC into the lateral pipe. The inversion pressure shall be adjusted to fully invert the SLC into the lateral pipe and hold the tube tight to the pipe wall. Care shall be taken during the curing process not to over-stress the tube.
- b) The pressure apparatus shall include a bladder which shall inflate in the mainline pipe, effectively seating the SLC repair against the service connection.
- c) After inversion or pull in is completed, recommended pressure is maintained on the impregnated tube for the duration of the curing process. Curing method shall be compatible with the resin selected. An ultraviolet (UV) light cured, heat cured or ambient cured resin system is typically used.
- d) The initial cure shall be deemed to be completed when the SLC has been exposed to the UV light, heat source or held in place for the time period specified by the manufacturer.

- e) The Contractor shall cool the hardened SLC before relieving the pressure in the pressure apparatus. Cool-down may be accomplished by the introduction of cool air into the pressure apparatus. Care shall be taken to maintain proper pressure throughout the cure and cool-down period.
- f) The finished SLC shall be free of dry spots, lifts and delamination. The lateral SLC shall not inhibit the closed circuit television post video inspection of the mainline or service lateral pipes. Frayed ends of the SLC repair shall be removed prior to acceptance.
- g) During the warranty period, any defects which will affect the integrity of strength of the SLC shall be repaired at the Contractor's expense in a manner mutually agreed upon by the Manufacturer, City and the Contractor.

500-1.6.2 Cured In-Place Lateral Lining. These specifications describe the rehabilitation of a sewer service lateral which enters a collector pipe without excavation of the entire pipe.

- a) The rehabilitation shall be accomplished using a fabric tube of particular length and a thermoset resin with physical and chemical properties appropriate for the application. The tube is vacuum impregnated with the resin.
- b) Access to an upstream end of the service lateral is made through an existing cleanout or by installing a new one by excavation in the public right of way.
- c) Installation of the resin-impregnated tube into the service lateral may be performed either by Type A inversion in accordance with ASTM F1216 or by Type B pull-in in accordance with ASTM F 1743.
- d) The cured-in-place liner shall extend the entire length of the lateral from the access point to the mainline. Once the tube or resin composite is cured, the installation equipment shall be removed and the protruding end in the main line shall be cut using a robotic cutting device.
- e) The cured-in-place lateral liner shall have a minimum overlap of 2" over the previously installed SLC sewer main lateral connection.

500-1.6.2.1 Material. The tube will consist of one or more layers of flexible needled felt, or an equivalent material. Where the tube is fabricated from non woven felt, the longitudinal and circumferential joints are made up by seal bonding stitches. The tube will be capable of conforming to bends, off-set joints, bells, and disfigured pipe sections.

The composite of the materials above will, upon installation inside the host pipe, will exceed the minimum test standards specified by ASTM according to Table 500-1.4.2 (A).

500-1.6.2.2 Installation Procedures (ASTM F1216-98 and ASTM F1743). Standard practice for the Installation of Cured In-Place Pipe by Inversion Lining or Pulled-in Place.

- a) The Contractor shall inform the Property Owner of the lateral being rehabilitated and about stopping the flow during the period of rehabilitation work. By-pass pumping the collector pipe may not be necessary for normal flows.
- b) The Contractor shall excavate an access pit at the appropriate upstream point on the service lateral in accordance with the rehabilitated length desired by the Engineer.
- c) The Contractor shall clean and video the lateral line immediately prior to rehabilitation and determine the overall structural condition. Condition encountered that requires point repairs shall be addressed in accordance with section 500-1.2. Roots and debris shall be removed prior to the rehabilitation.
- d) The resin and tube shall be protected during the placement. The resin shall not be contaminated or diluted by exposure to dirt, debris, or water during the placement.

- e) No barriers, coatings, or any material other than the cured tube or resin composite, specifically designed for desirable physical and chemical resistance properties, is to be left in the host pipe. Any materials used in the installation other than the cured tube or resin composite shall be removed.
- f) Any cured tube or resin composite pipe left protruding from the service connection shall be trimmed back using a hydraulic-powered robotic cutting device specifically designed for cutting cured-in-place pipe made from these materials.
- g) The Contractor shall inform the property owner when the Work is complete.

500-1.6.2.6 Payment. Payment for the Work covered under 500-1.6, “Service Laterals” shall be made per each lateral, for cleaning and sealing of the lateral connections, lateral rehabilitation, or both.

Payment for point repairs shall be included in the bid price for “Lateral Point Repairs.”

The payment for the installation of a sewer cleanout at the access point shall be made per Contract unit price bid. The requirements related to cleanout construction specified under “Section 306-1.7 House Connections Sewer (Laterals) and Cleanouts”, shall apply. Payment for plugging, monitoring, and testing shall be included.

ADD: 500-2.11 Cured In-Place Manhole Liner (CIPM) Liner.

500-2.11.1 General. CIPM liner for the rehabilitation of manhole shall include the rehabilitation of an existing manhole with the installation of tailored fabric liner system covering the inside surface of manhole wall and shelf. The fabric shall be impregnated with epoxy resin and placed tight against the manhole wall and shelf and cured with pressurized steam.

500-2.11.2 Material Composition and Testing. The fabric liner shall contain PVC membrane, 1 or more layers of polyester fleece and fiberglass reinforcement. The material shall be compatible with and capable of carrying epoxy or epoxy-vinyl-ester resin, be able to withstand installation pressure and curing temperature between 160 and 200 degrees Fahrenheit. The approved epoxy shall be compatible with the application and be able to cure in the presence of hot steam. The initiation temperature for cure shall be as recommended by the resin manufacturer and approved by the Engineer. The CIPM liner shall comply with ASTM D695-96, ASTM D790-97 and ASTM C857 and shall have, as minimum, the structural properties in accordance with Table 500-1.4.2 (A).

The Contractor shall provide Field –cured samples as directed by the Engineer.

500-2.11.3 Resin and Fabric Acceptance. Resin and fabric shall comply with 500-1.4.3, “Resin and Tube Acceptance.” The fabric shall be custom tailored to fit any shape manhole wall including base, cone, and risers. The fabric shall be tailored such that, after curing, the maximum allowed pliable wrinkles do not exceed 1/2” ply. Excessive wrinkles or plies shall be subject of rejecting the rehab work. The Contractor shall assure maximum resin coverage where plies are anticipated. The minimum design thickness of the fabric shall be 20 mills PVC membrane, 10oz/yd² of polyester fleece backing and 18 oz/yd² of fiberglass backing. The minimum total composite thickness shall be 88 mills.

The fabric shall be completely submerged in resin to allow for maximum absorption. Resin containment shall be the Contractor’s responsibility.

500-2.11.4 Chemical Resistance. The CIPM liner system shall comply with section 500-1.4.4, “Chemical Resistance.”

500-2.11.5 Installation. Prior to placing the liner, the manhole shall be cleaned in accordance with 500-2.4.2, “Spark Test.” The Contractor shall repair spalled or deteriorated concrete in accordance with 500-2.4.3, “Mill Gauge Test,” 500-2.4.4, “Adhesion Testing,” and 500-2.4.5, “Liner Repairs.”

Installation shall be by an installer that is qualified by the liner manufacturer. The Contractor shall include the furnishing of all materials, equipment, tools, and labor as required for the rehabilitation of the manholes selected, including the installation of the interior liner. The installation of the approved

liner system shall be in strict accordance with the manufacturer's instructions. This shall include the preparation, installation, inflation, curing, and finishing operation required for the completion of the manhole rehabilitation process. Safety rules and regulations applicable laws and insurance requirements shall be observed in storing, handling, use and application of the liner materials, resins and any solvents. Ventilation shall be provided to the workers at all times.

The liner shall be installed and cured in place via controlled curing by heat and pressurization (2 to 5 psi) in the manhole to complete the curing process in less than 2 hours.

The lining of the manhole shall result in a monolithic structure to the shape and contour of the existing manhole. The liner shall be installed and bond to the interior manhole substrate and completely watertight, free of any joints or openings.

500-2.11.6 Payment. Payment for the rehabilitation of the manhole shall be included in the unit price Bid per each manhole.

PART 6

SECTION 600-MODIFIED ASPHALT, PAVEMENTS AND PROCESSES

600-3.7 Measurement and Payment. To the Greenbook and City Supplement, DELETE in its entirety and SUBSTITUTE with:

The pay quantity for REAS shall be per the square foot and shall include surface preparation, removals, sweeping, aggregate required in the mix design, pavement markers and striping in accordance with 312-4, "Measurement and Payment" and 310-5.6.10, "Measurement and Payment."

Payment reduction for noncompliance shall conform to 302-4.6.1 and 302-4.6.2.

ADD: PART 8 – ENVIRONMENTAL WORKS

SECTION 801 – WATER POLLUTION CONTROL

801-2.9 Post-Construction Requirements. To the City Supplement second paragraph, ADD the following:

The decal-disc inlet markers shall be “das Duracast Curb Marker®” or approved equal.

ADD the following:

The Contractor shall comply with the following post-construction requirements:

When post-construction requirements have been identified in the Contract Documents. The Contractor shall mark every storm drain inlet within the projects boundaries with adhesive decal discs or an imbedded concrete stamp. The Contractor shall use decal-discs on existing inlets and concrete stamps on new inlets. The concrete stamp is available from the Engineer with 5 days advance notice. On curb inlets, the concrete stamp or decal discs shall be placed on the top of curb at the inlet roof. On catch basins, the concrete stamp shall be imprinted next to the inlet grate.

For final site stabilization, see 7-8, “WORK SITE MAINTENANCE”. The Contractor shall notify the Engineer if the removal of the construction BMP will expose the Sit to conditions that would impair the water quality.

The Contractor shall comply with the following post-construction requirements: 27 Inlet Markers.

SECTION 804 – SEWAGE SPILL PREVENTION

To the City Supplement, DELETE in its entirety and SUBSTITUTE with the following:

804-1 GENERAL. The Contractor shall observe and comply with the City's policy of zero spills. **The Contractor shall be liable for all damages and fines associated with sewage spills caused by improper support or damage to the existing sewer facilities.**

The Contractor shall designate a person responsible for the development and enforcement of the Sewage Spill Response Plan, and for ensuring sewer spills are minimized to the maximum extent possible. The Contractor shall provide a status of all bypass related work at biweekly progress meetings as requested by the City.

804-2 SEWAGE SPILL PREVENTION AND RESPONSE PLAN. Prior to the start of construction, the Contractor shall develop and submit to the Engineer, for review and approval, a written Sewage Spill Prevention and Response Plan. The plan shall include sewage spill response plan, spill containment and cleanup plan, staging area, and sewage bypass and pumping plan.

The Sewage Spill Prevention and Response Plan shall be developed to respond to any construction related sewage spill(s). The plan shall include:

- a) Identifying all nearby environmentally-sensitive areas such as waterways, channels, catch basins and entrances to existing underground storm drains.
- b) Making arrangements for an emergency response unit, stationed at or near the Site, comprised of emergency response equipment and trained personnel to be immediately dispatched in the event of a sewage spill(s). This includes field biologists, archaeologists, or both if in an environmentally-sensitive area such as a canyon.
- c) Developing an emergency notification procedure that includes an emergency response team with telephone numbers and arrangements for backup personnel and equipment. The emergency response unit shall be able to dispatch to the Site 24 hours a day 7 days a week including weekends and holidays. The Contractor shall designate primary and secondary representatives, their respective phone numbers, pager numbers, and mobile phone numbers. These Contractor's representatives shall be accessible and available at all times to respond immediately to any sewer spill event.
- d) Identifying any property owners who may be affected e.g., the City Park and Recreation Department.

At the pre-construction meeting the Contractor will be provided with a list of the City representatives to contact in case of sewage spill(s). In case of a sewage spill(s), the Contractor shall immediately call the Sewage Spill Hotline number at (619) 527-5481 and shall act immediately without instructions from the City, to control the spill and take all appropriate steps to contain it in accordance with the Sewage Spill Prevention and Response Plan and 804-2.1, "Sewage Bypass and Pumping Plan." The Contractor shall immediately notify the City representatives of the spill and shall report Project name, location, Contractor name, Project Engineer, and Engineer names.

The Contractor shall, within 3 Working Days from the occurrence of the spill, submit to the Engineer a written report describing the following information related to the spill: the location; the nature and estimated volume; the date and time; the duration; the cause; the type of remedial and/or clean up measures taken (including erosion control measures) and the date and time of implementation; the corrective and/or preventive actions taken to avoid further spills; equipment used in spill response; and the environmentally-sensitive habitat such as a water body, if any, impacted and results of any necessary monitoring. The Contractor shall provide a list of who from the City was notified, date and time of notification, date and time the Contractor was notified of the spill, date and time the Contractor arrived on Site.

The Engineer may institute further corrective actions, as deemed necessary, to fully comply with existing laws, ordinances, codes, order or other pertinent regulations. In addition to any penalties provided by federal, state, and local laws, the Contractor shall be responsible for all costs incurred for the corrective actions including mitigation measures (habitat restoration, etc.) and obtaining after-the-fact permits if necessary, in environmentally sensitive areas. These permits include but are not limited to those from the City Planning Department Development Services, California Coastal Commission, U.S. Army Corps of Engineers and the California Department of Fish and Game.

It shall be the Contractor's responsibility to assure that all field forces, including Subcontractors, know and obey all safety and emergency procedures, including the Sewage Spill Prevention and Response Plan applicable to the work, to be maintained and followed at the Site. If in an environmentally sensitive area, such as canyon, stream, or lagoon, impacts shall be minimized. Crews shall be aware at the start of the job of any sensitive environmental habitats, breeding season restrictions, etc.

The Contractor shall prevent spills when working on sewer lines, such as when making temporary connection, when connecting new lines into the sewer system, ensuring no laterals are connected to mains being abandoned, ensuring diversions are appropriately installed, and diversions are completely removed when finished so there are no blockages. The Contractor shall not trap debris and discharge rock or debris downstream. Avoidance of streams is paramount unless authorized via permits.

The Contractor shall defend, indemnify, protect, and hold harmless the City, its agents, officers, and employees, from and against all claims asserted, or liability established for damages or injuries to any person or property resulting from any sewage spill caused or claimed to be caused by the Contractor's action or failure to take measures to prevent a spill. **The Contractor shall be responsible for payment of any fines assessed against the City for such sewage spills.** The Contractor's duty to indemnify and hold harmless shall not include any claims or liability arising from the established active or sole negligence or willful misconduct of the City, its agents, officers or employees.

The Contractor shall obtain and maintain an additional insurance coverage for Pollution Liability with its limits and requirements as set forth in 7-3.5.3, "Contractors Pollution Liability Insurance Endorsements." The limits and requirements for Pollution Liability shall be in an amount sufficient to cover potential losses from sudden and accidental pollution. Unless otherwise provided for in the Bid Proposal, all costs associated with the requirements for Sewage Spill Prevention and Response Plan, including additional insurance, shall be included in the prices for other related Bid items.

804-2.1 Sewage Bypass and Pumping Plan. The Contractor shall submit to the Engineer for approval, a Sewage Bypass and Pumping Plan at least 15 Working Days prior to implementation of flow diversion in compliance with the City's policy of "ZERO SPILLS." The Sewage Bypass and Pumping Plan shall indicate the sequence of diversion operations, all other operations the Contractor will establish to maintain wastewater service during the construction period, and a quality assurance and quality control plan for the diversion Work. The Sewage Bypass and Pumping Plan shall include an emergency response plan indicating the procedures, equipment, and activities that will be implemented in the event of an emergency shutdown or failure of the flow diversion equipment used for construction. The Contractor shall be responsible for implementation of the emergency plan in accordance with 804-2 "Sewage Spill Prevention and Response Plan".

The Contractor's Sewage Bypass and Pumping Plan shall be reviewed and approved by the Wastewater Collection Division of the City before flow can be diverted. No deviation from the approved Sewage Bypass and Pumping Plan will be allowed without prior approval from the Engineer.

The Contractor shall observe and comply with all Federal, State, and local laws, ordinances, codes, orders, and regulations which in any manner affect the conduct of the work, specifically as it relates to sewage spills. The Contractor shall be fully responsible for preventing sewage spill(s), containing any sewage spill(s), recovery and legal disposal of any spilled sewage, any fines, penalties, claims and liability arising from negligently causing a sewage spill(s), and any violation of any law, ordinance, code, order, or regulation as a result of the spill(s).

The Contractor shall exercise care not to damage existing public and private improvements, interrupt existing services or facility operations which may cause a sewage spill(s). Any reasonably anticipated utility or improvement which is damaged by the Contractor shall be immediately repaired at the expense of the Contractor. In the event that the Contractor damages an existing utility or interrupts an existing service, which causes a sewage spill(s), the Contractor shall immediately call the emergency number at (619) 515-3525.

The Contractor shall exercise care not to damage any sensitive habitats or historic resources unless authorized via the discretionary permit and Mitigation, Monitoring and Reporting Program approved by the City.

The Contractor shall provide all facilities, labor, power, and appurtenances necessary to divert wastewater flows as necessary to allow proper installation of the pipeline and/or manhole linings.

The Contractor shall submit as part of their Sewage Bypass and Pumping Plan their monitoring procedure and frequency and shall continuously monitor the flow levels downstream and upstream of the flow diversion to detect any possible failure that may cause a sewage backup and spill(s). The Contractor shall maintain a log of the monitoring and provide daily copies to the Engineer in a manner acceptable to the Engineer.

The Contractor shall inspect and maintain the diversion system daily, including the back-up system. The Contractor shall submit with their Sewage Bypass and Pumping Plan their maintenance procedures and frequency. The Contractor shall maintain a log of all inspection, maintenance and repair records, and provide copies to the Engineer upon request in a manner acceptable to the Engineer.

The Contractor shall size the flow diversion system to handle the peak flow and shall include a 100% backup in the flow diversion system. The Contractor shall provide temporary means to maintain and handle the sewage flow in the existing system as required to complete the necessary construction. The Contractor shall utilize the flow diversion system to mitigate any additional wet weather flows, perform the necessary maintenance and repairs on the flow diversion system, and exercise and ensure the operation of the backup system. Each pump, including the backup pumps, shall be a complete unit with its own suction and discharge piping. The Contractor shall operate the backup flow diversion system for a minimum of 25% of the total diversion time on a weekly basis. The backup flow diversion system shall be fully installed, operational, and ready for immediate use. The diversion system shall be hydraulically tested with clean water prior to wastewater flow diversion. The Contractor shall demonstrate to the satisfaction of the Engineer that both the primary and backup flow diversion systems are fully functional and adequate, and shall certify the same, in writing, to the Engineer in a manner acceptable to the Engineer.

The Contractor shall provide one dedicated fuel tank for every single pump or generator, if fuel or generator driven pumps are used. The Contractor shall provide an emergency standby power generator, if electric power driven pumps are used. The Contractor shall provide a fuel level indicator outside each fuel tank. The Contractor shall continuously (while in use) monitor the fuel level in the tanks and ensure that the fuel level does not drop below a level equivalent of two hours of continuous flow diversion system operation. The Contractor shall take the necessary measures to ensure the fuel supply is protected against contamination. This includes but is not limited to fuel line water traps, fuel line filters, and protecting fuel stores from precipitation. The Contractor shall monitor all hoses and repair leaks immediately.

804-2.2 Payment Unless a Bid item has been provided, full compensation for the Sewage Bypass and Pumping Plan, its implementation e.g., labor, facilities, equipments, power, appurtenances and incidental, shall be included in the payment for sewer main.

SECTION 807 – RESOURCE DISCOVERIES

ADD: 807-1.1 Environmental Document. The City of San Diego Environmental Analysis Section (EAS) of the Development Services Department (DSD) has prepared a Notice of Exemption for Sewer Pipeline Rehabilitation Phase S-1, Project number WBS#B-11078 as referenced in the Contract Appendix. The Contractor shall comply with all requirements of this notice of exemption as set forth in Contract Appendix.

END OF SUPPLEMENTARY SPECIAL PROVISIONS (SSP)

APPENDIX A
NOTICE OF EXEMPTION

NOTICE OF EXEMPTION

(Check one or both)

TO: X RECORDER/COUNTY CLERK
P.O. BOX 1750, MS A-33
1600 PACIFIC HWY, ROOM 260
SAN DIEGO, CA 92101-2422

FROM: CITY OF SAN DIEGO
DEVELOPMENT SERVICES DEPARTMENT
1222 FIRST AVENUE, MS 501
SAN DIEGO, CA 92101

OFFICE OF PLANNING AND RESEARCH
1400 TENTH STREET, ROOM 121
SACRAMENTO, CA 95814

PROJECT NO.: WBS #B-11078

PROJECT TITLE: SEWER PIPELINE REHABILITATION PHASE S - 1

PROJECT LOCATION-SPECIFIC: The work will be located in following streets within City Council District 6 in the Clairemont Mesa, Linda Vista, and Serra Mesa Community Planning Areas: Moccasin Ave, Luna Ave, Moraga Ave, Ogalala Ave, Lakehurst Ave, Coconino Way, Clairemont Dr, Kleefeld Ave, Rolfe Rd, Samoset Ave, Miami Way, Cork Pl, Cobb Dr, Cobb Pl, Noah Way, Cloud Way, Crisp Ct, Crisp Way, Diane Pl, Diane Ct, Arlene Ct, Firestone St, Baxter Ct, Lehrer Dr, Aberdeen St, Artesian St, Frank Ave, Frost St, Mesa College Dr, Broadlawn St, Biddle St, Batista St, Forum St, Fireway Dr, Chasewood Dr, Tanglewood St, Salizar St, Lanewood Ct, Bacontree Way, Alford Dr, and Brookshire St.

PROJECT LOCATION-CITY/COUNTY: San Diego/San Diego

DESCRIPTION OF NATURE AND PURPOSE OF THE PROJECT: The City of San Diego is proposing a Capital Improvement Project for the rehabilitation approximately 6.95 miles of existing sewer pipelines located within the City's right-of-way and City-owned easements within the Clairemont Mesa, Linda Vista, and Serra Mesa Community Planning Areas. The project would also include the installation of 46 new manholes or cleanouts, rehabilitation of 14 manholes, replacement of seven manholes, and include 10 point/spot repairs. Two trenchless methods of sewer main rehabilitation may be used for this project. Both methods would require access from either two manholes or a manhole and cleanout for each pipe segment. The first method is cured-in-place pipe liner, which would require pulling the liner through the sewer main, curing it using hot water or steam, and cutting it at both manholes. The second method would use ribloc (spiral) liner, which would be pulled through the sewer main as plastic strips and then formed to the pipe to create a new pipeline liner within the existing pipe. Installation and replacement of new and existing manholes would require excavation of a 5'0" W x 5'0" L wide area and a 3'0" W x 3'0" L wide area for cleanouts extending from the ground surface to the depth of the existing sewer pipeline. Internal and/or external point repairs would be required to repair portions of pipe with offset joints, sags and/or intruding laterals. Internal point repairs would involve similar trenchless methods as rehabilitation, and would be contained solely within the existing pipe. External point repairs would require excavation of a maximum 10'0"L x 3'0" W wide area extending from the ground surface to the depth of the existing pipeline. Excavation of point repair areas would occur within the alignment of the existing pipeline. All trenching activities would occur within previously disturbed soils within urbanized areas.

NAME OF PUBLIC AGENCY APPROVING PROJECT: City of San Diego

NAME OF PERSON OR AGENCY CARRYING OUT PROJECT: City of San Diego, Public Works - Engineering & Capital Projects/Luis Schaar
600 B Street, Suite 800 (MS 908A)
San Diego, CA 92101
Phone: (619) 533-4641

EXEMPT STATUS: (CHECK ONE)

- () MINISTERIAL (SEC. 21080(b)(1); 15268);
() DECLARED EMERGENCY (SEC. 21080(b)(3); 15269(a));
() EMERGENCY PROJECT (SEC. 21080(b)(4); 15269 (b)(c))
(X) CATEGORICAL EXEMPTION: 15301(a) (EXISTING FACILITIES); 15302 (c)(REPLACEMENT OR RECONSTRUCTION); AND 15303 (NEW CONSTRUCTION OR CONVERSION OF SMALL FACILITIES)
() STATUTORY EXEMPTIONS:

REASONS WHY PROJECT IS EXEMPT: The improvements noted above involve trenchless repair or work over existing pipelines via excavation to expose an existing damaged sewer line for the purpose of rehabilitation to damaged sewer facilities or to install MHs/cleanouts where they are needed. This action will not result in impacts to sensitive biological, archaeological and/or paleontological resources since areas where work would occur is identified as 'non-sensitive', and all work primarily would occur within previously disturbed and existing trench. Furthermore, the project meets the criteria set forth in CEQA Section 15301, 15302 and 15303, which allows for restoration or rehabilitation of deteriorated or damaged structures to meet current standards of public health and safety, replacement or reconstruction of existing utility systems involving negligible or no expansion of capacity, construction of new structures, and where the exceptions listed in CEQA Section 15300.2 would not apply.

LEAD AGENCY CONTACT PERSON: MYRA HERRMANN

TELEPHONE: (619) 446-5372

FILED Ernest J. Dronenburg, Jr., Recorder County Clerk

IF FILED BY APPLICANT:

- 1. ATTACH CERTIFIED DOCUMENT OF EXEMPTION FINDING.
2. HAS A NOTICE OF EXEMPTION BEEN FILED BY THE PUBLIC AGENCY APPROVING THE PROJECT?
() YES () No

NOV 18 2011

BY L. Kesian DEPUTY

IT IS HEREBY CERTIFIED THAT THE CITY OF SAN DIEGO HAS DETERMINED THE ABOVE ACTIVITY TO BE EXEMPT FROM CEQA

Signature/Title: J. E. Gorman / ASSOCIATE PLANNER

DATE: 11/8/2011

(X) SIGNED BY LEAD AGENCY

DATE RECEIVED FOR FILING WITH COUNTY CLERK OR OPR:

APPENDIX B
FIRE HYDRANT METER PROGRAM

CITY OF SAN DIEGO CALIFORNIA DEPARTMENT INSTRUCTIONS	NUMBER DI 55.27	DEPARTMENT Water Department
SUBJECT FIRE HYDRANT METER PROGRAM (FORMERLY: CONSTRUCTION METER PROGRAM)	PAGE 1 OF 10	EFFECTIVE DATE October 15, 2002
	SUPERSEDES DI 55.27	DATED April 21, 2000

1. **PURPOSE**

- 1.1 To establish a Departmental policy and procedure for issuance, proper usage and charges for fire hydrant meters.

2. **AUTHORITY**

- 2.1 All authorities and references shall be current versions and revisions.
- 2.2 San Diego Municipal Code (NC) Chapter VI, Article 7, Sections 67.14 and 67.15
- 2.3 Code of Federal Regulations, Safe Drinking Water Act of 1986
- 2.4 California Code of Regulations, Titles 17 and 22
- 2.5 California State Penal Code, Section 498B.0
- 2.6 State of California Water Code, Section 110, 500-6, and 520-23
- 2.7 Water Department Director

Reference

- 2.8 State of California Guidance Manual for Cross Connection Programs
- 2.9 American Water Works Association Manual M-14, Recommended Practice for Backflow Prevention
- 2.10 American Water Works Association Standards for Water Meters
- 2.11 U.S.C. Foundation for Cross Connection Control and Hydraulic Research Manual

3. **DEFINITIONS**

- 3.1 **Fire Hydrant Meter:** A portable water meter which is connected to a fire hydrant for the purpose of temporary use. (These meters are sometimes referred to as Construction Meters.)

CITY OF SAN DIEGO CALIFORNIA DEPARTMENT INSTRUCTIONS	NUMBER DI 55.27	DEPARTMENT Water Department
SUBJECT FIRE HYDRANT METER PROGRAM (FORMERLY: CONSTRUCTION METER PROGRAM)	PAGE 2 OF 10	EFFECTIVE DATE October 15, 2002
	SUPERSEDES DI 55.27	DATED April 21, 2000

- 3.2 **Temporary Water Use:** Water provided to the customer for no longer than twelve (12) months.
- 3.3 **Backflow Preventor:** A Reduced Pressure Principal Assembly connected to the outlet side of a Fire Hydrant Meter.

4. **POLICY**

- 4.1 The Water Department shall collect a deposit from every customer requiring a fire hydrant meter and appurtenances prior to providing the meter and appurtenances (see Section 7.1 regarding the Fees and Deposit Schedule). The deposit is refundable upon the termination of use and return of equipment and appurtenances in good working condition.
- 4.2 Fire hydrant meters will have a 2 ½" swivel connection between the meter and fire hydrant. The meter shall not be connected to the 4" port on the hydrant. All Fire Hydrant Meters issued shall have a Reduced Pressure Principle Assembly (RP) as part of the installation. Spanner wrenches are the only tool allowed to turn on water at the fire hydrant.
- 4.3 The use of private hydrant meters on City hydrants is prohibited, with exceptions as noted below. All private fire hydrant meters are to be phased out of the City of San Diego. All customers who wish to continue to use their own fire hydrant meters must adhere to the following conditions:
 - a. Meters shall meet all City specifications and American Water Works Association (AWWA) standards.
 - b. Customers currently using private fire hydrant meters in the City of San Diego water system will be allowed to continue using the meter under the following conditions:
 - 1. The customer must submit a current certificate of accuracy and calibration results for private meters and private backflows annually to the City of San Diego, Water Department, Meter Shop.

CITY OF SAN DIEGO CALIFORNIA DEPARTMENT INSTRUCTIONS	NUMBER DI 55.27	DEPARTMENT Water Department
SUBJECT FIRE HYDRANT METER PROGRAM (FORMERLY: CONSTRUCTION METER PROGRAM)	PAGE 3 OF 10	EFFECTIVE DATE October 15, 2002
	SUPERSEDES DI 55.27	DATED April 21, 2000

2. The meter must be properly identifiable with a clearly labeled serial number on the body of the fire hydrant meter. The serial number shall be plainly stamped on the register lid and the main casing. Serial numbers shall be visible from the top of the meter casing and the numbers shall be stamped on the top of the inlet casing flange.
3. All meters shall be locked to the fire hydrant by the Water Department, Meter Section (see Section 4.7).
4. All meters shall be read by the Water Department, Meter Section (see Section 4.7).
5. All meters shall be relocated by the Water Department, Meter Section (see Section 4.7).
6. These meters shall be tested on the anniversary of the original test date and proof of testing will be submitted to the Water Department, Meter Shop, on a yearly basis. If not tested, the meter will not be allowed for use in the City of San Diego.
7. All private fire hydrant meters shall have backflow devices attached when installed.
8. The customer must maintain and repair their own private meters and private backflows.
9. The customer must provide current test and calibration results to the Water Department, Meter Shop after any repairs.
10. When private meters are damaged beyond repair, these private meters will be replaced by City owned fire hydrant meters.

CITY OF SAN DIEGO CALIFORNIA DEPARTMENT INSTRUCTIONS	NUMBER DI 55.27	DEPARTMENT Water Department
SUBJECT FIRE HYDRANT METER PROGRAM (FORMERLY: CONSTRUCTION METER PROGRAM)	PAGE 4 OF 10	EFFECTIVE DATE October 15, 2002
	SUPERSEDES DI 55.27	DATED April 21, 2000

11. When a private meter malfunctions, the customer will be notified and the meter will be removed by the City and returned to the customer for repairs. Testing and calibration results shall be given to the City prior to any re-installation.
12. The register shall be hermetically sealed straight reading and shall be readable from the inlet side. Registration shall be in hundred cubic feet.
13. The outlet shall have a 2 ½ "National Standards Tested (NST) fire hydrant male coupling.
14. Private fire hydrant meters shall not be transferable from one contracting company to another (i.e. if a company goes out of business or is bought out by another company).

4.4 All fire hydrant meters and appurtenances shall be installed, relocated and removed by the City of San Diego, Water Department. All City owned fire hydrant meters and appurtenances shall be maintained by the City of San Diego, Water Department, Meter Services.

4.5 If any fire hydrant meter is used in violation of this Department Instruction, the violation will be reported to the Code Compliance Section for investigation and appropriate action. Any customer using a fire hydrant meter in violation of the requirements set forth above is subject to fines or penalties pursuant to the Municipal Code, Section 67.15 and Section 67.37.

4.6 **Conditions and Processes for Issuance of a Fire Hydrant Meter**

Process for Issuance

- a. Fire hydrant meters shall only be used for the following purposes:
 1. Temporary irrigation purposes not to exceed one year.

CITY OF SAN DIEGO CALIFORNIA DEPARTMENT INSTRUCTIONS	NUMBER DI 55.27	DEPARTMENT Water Department
SUBJECT FIRE HYDRANT METER PROGRAM (FORMERLY: CONSTRUCTION METER PROGRAM)	PAGE 5 OF 10	EFFECTIVE DATE October 15, 2002
	SUPERSEDES DI 55.27	DATED April 21, 2000

2. Construction and maintenance related activities (see Tab 2).
 - b. No customer inside or outside the boundaries of the City of San Diego Water Department shall resell any portion of the water delivered through a fire hydrant by the City of San Diego Water Department.
 - c. The City of San Diego allows for the issuance of a temporary fire hydrant meter for a period not to exceed 12 months (365 days). An extension can only be granted in writing from the Water Department Director for up to 90 additional days. A written request for an extension by the consumer must be submitted at least 30 days prior to the 12 month period ending. No extension shall be granted to any customer with a delinquent account with the Water Department. No further extensions shall be granted.
 - d. Any customer requesting the issuance of a fire hydrant meter shall file an application with the Meter Section. The customer must complete a "Fire Hydrant Meter Application" (Tab 1) which includes the name of the company, the party responsible for payment, Social Security number and/or California ID, requested location of the meter (a detailed map signifying an exact location), local contact person, local phone number, a contractor's license (or a business license), description of specific water use, duration of use at the site and full name and address of the person responsible for payment.
 - e. At the time of the application the customer will pay their fees according to the schedule set forth in the Rate Book of Fees and Charges, located in the City Clerk's Office. All fees must be paid by check, money order or cashiers check, made payable to the City Treasurer. Cash will not be accepted.
 - f. No fire hydrant meters shall be furnished or relocated for any customer with a delinquent account with the Water Department.
 - g. After the fees have been paid and an account has been created, the

CITY OF SAN DIEGO CALIFORNIA DEPARTMENT INSTRUCTIONS	NUMBER DI 55.27	DEPARTMENT Water Department
SUBJECT FIRE HYDRANT METER PROGRAM (FORMERLY: CONSTRUCTION METER PROGRAM)	PAGE 6 OF 10	EFFECTIVE DATE October 15, 2002
	SUPERSEDES DI 55.27	DATED April 21, 2000

meter shall be installed within 48 hours (by the second business day). For an additional fee, at overtime rates, meters can be installed within 24 hours (within one business day).

4.7 Relocation of Existing Fire Hydrant Meters

- a. The customer shall call the Fire Hydrant Meter Hotline (herein referred to as “Hotline”), a minimum of 24 hours in advance, to request the relocation of a meter. A fee will be charged to the existing account, which must be current before a work order is generated for the meter’s relocation.
- b. The customer will supply in writing the address where the meter is to be relocated (map page, cross street, etc). The customer must update the original Fire Hydrant Meter Application with any changes as it applies to the new location.
- c. Fire hydrant meters shall be read on a monthly basis. While fire hydrant meters and backflow devices are in service, commodity, base fee and damage charges, if applicable, will be billed to the customer on a monthly basis. If the account becomes delinquent, the meter will be removed.

4.8 Disconnection of Fire Hydrant Meter

- a. After ten (10) months a “Notice of Discontinuation of Service” (Tab 3) will be issued to the site and the address of record to notify the customer of the date of discontinuance of service. An extension can only be granted in writing from the Water Department Director for up to 90 additional days (as stated in Section 4.6C) and a copy of the extension shall be forwarded to the Meter Shop Supervisor. If an extension has not been approved, the meter will be removed after twelve (12) months of use.
- b. Upon completion of the project the customer will notify the Meter Services office via the Hotline to request the removal of the fire hydrant meter and appurtenances. A work order will be generated

CITY OF SAN DIEGO CALIFORNIA DEPARTMENT INSTRUCTIONS	NUMBER DI 55.27	DEPARTMENT Water Department
SUBJECT FIRE HYDRANT METER PROGRAM (FORMERLY: CONSTRUCTION METER PROGRAM)	PAGE 7 OF 10	EFFECTIVE DATE October 15, 2002
	SUPERSEDES DI 55.27	DATED April 21, 2000

for removal of the meter.

- c. Meter Section staff will remove the meter and backflow prevention assembly and return it to the Meter Shop. Once returned to the Meter Shop the meter and backflow will be tested for accuracy and functionality.
- d. Meter Section Staff will contact and notify Customer Services of the final read and any charges resulting from damages to the meter and backflow or its appurtenance. These charges will be added on the customer's final bill and will be sent to the address of record. Any customer who has an outstanding balance will not receive additional meters.
- e. Outstanding balances due may be deducted from deposits and any balances refunded to the customer. Any outstanding balances will be turned over to the City Treasurer for collection. Outstanding balances may also be transferred to any other existing accounts.

5. **EXCEPTIONS**

- 5.1 Any request for exceptions to this policy shall be presented, in writing, to the Customer Support Deputy Director, or his/her designee for consideration.

6. **MOBILE METER**

- 6.1 Mobile meters will be allowed on a case by case basis. All mobile meters will be protected by an approved backflow assembly and the minimum requirement will be a Reduced Pressure Principal Assembly. The two types of Mobile Meters are vehicle mounted and floating meters. Each style of meters has separate guidelines that shall be followed for the customer to retain service and are described below:

- a) **Vehicle Mounted Meters:** Customer applies for and receives a City owned Fire Hydrant Meter from the Meter Shop. The customer mounts the meter on the vehicle and brings it to the Meter Shop for

CITY OF SAN DIEGO CALIFORNIA DEPARTMENT INSTRUCTIONS	NUMBER DI 55.27	DEPARTMENT Water Department
SUBJECT FIRE HYDRANT METER PROGRAM (FORMERLY: CONSTRUCTION METER PROGRAM)	PAGE 8 OF 10	EFFECTIVE DATE October 15, 2002
	SUPERSEDES DI 55.27	DATED April 21, 2000

inspection. After installation is approved by the Meter Shop the vehicle and meter shall be brought to the Meter Shop on a monthly basis for meter reading and on a quarterly basis for testing of the backflow assembly. Meters mounted at the owner's expense shall have the one year contract expiration waived and shall have meter or backflow changed if either fails.

- b) **Floating Meters:** Floating Meters are meters that are not mounted to a vehicle. **(Note: All floating meters shall have an approved backflow assembly attached.)** The customer shall submit an application and a letter explaining the need for a floating meter to the Meter Shop. The Fire Hydrant Meter Administrator, after a thorough review of the needs of the customer, (i.e. number of jobsites per day, City contract work, lack of mounting area on work vehicle, etc.), may issue a floating meter. At the time of issue, it will be necessary for the customer to complete and sign the "Floating Fire Hydrant Meter Agreement" which states the following:

- 1) The meter will be brought to the Meter Shop at 2797 Caminito Chollas, San Diego on the third week of each month for the monthly read by Meter Shop personnel.
- 2) Every other month the meter will be read and the backflow will be tested. This date will be determined by the start date of the agreement.

If any of the conditions stated above are not met the Meter Shop has the right to cancel the contract for floating meter use and close the account associated with the meter. The Meter Shop will also exercise the right to refuse the issuance of another floating meter to the company in question.

Any Fire Hydrant Meter using reclaimed water shall not be allowed use again with any potable water supply. The customer shall incur the cost of replacing the meter and backflow device in this instance.

CITY OF SAN DIEGO CALIFORNIA DEPARTMENT INSTRUCTIONS	NUMBER DI 55.27	DEPARTMENT Water Department
SUBJECT FIRE HYDRANT METER PROGRAM (FORMERLY: CONSTRUCTION METER PROGRAM)	PAGE 9 OF 10	EFFECTIVE DATE October 15, 2002
	SUPERSEDES DI 55.27	DATED April 21, 2000

7. FEE AND DEPOSIT SCHEDULES

- 7.1 **Fees and Deposit Schedules:** The fees and deposits, as listed in the Rate Book of Fees and Charges, on file with the Office of the City Clerk, are based on actual reimbursement of costs of services performed, equipment and materials. These deposits and fees will be amended, as needed, based on actual costs. Deposits, will be refunded at the end of the use of the fire hydrant meter, upon return of equipment in good working condition and all outstanding balances on account are paid. Deposits can also be used to cover outstanding balances.

All fees for equipment, installation, testing, relocation and other costs related to this program are subject to change without prior notification. The Mayor and Council will be notified of any future changes.

8. UNAUTHORIZED USE OF WATER FROM A HYDRANT

- 8.1 Use of water from any fire hydrant without a properly issued and installed fire hydrant meter is theft of City property. Customers who use water for unauthorized purposes or without a City of San Diego issued meter will be prosecuted.
- 8.2 If any unauthorized connection, disconnection or relocation of a fire hydrant meter, or other connection device is made by anyone other than authorized Water Department personnel, the person making the connection will be prosecuted for a violation of San Diego Municipal Code, Section 67.15. In the case of a second offense, the customer's fire hydrant meter shall be confiscated and/or the deposit will be forfeited.
- 8.3 Unauthorized water use shall be billed to the responsible party. Water use charges shall be based on meter readings, or estimates when meter readings are not available.
- 8.4 In case of unauthorized water use, the customer shall be billed for all applicable charges as if proper authorization for the water use had been obtained, including but not limited to bi-monthly service charges, installation charges and removal charges.

CITY OF SAN DIEGO CALIFORNIA DEPARTMENT INSTRUCTIONS	NUMBER DI 55.27	DEPARTMENT Water Department
SUBJECT FIRE HYDRANT METER PROGRAM (FORMERLY: CONSTRUCTION METER PROGRAM)	PAGE 10 OF 10	EFFECTIVE DATE October 15, 2002
	SUPERSEDES DI 55.27	DATED April 21, 2000

- 8.5 If damage occurs to Water Department property (i.e. fire hydrant meter, backflow, various appurtenances), the cost of repairs or replacements will be charged to the customer of record (applicant).

Water Department Director

- Tabs:
1. Fire Hydrant Meter Application
 2. Construction & Maintenance Related Activities With No Return To Sewer
 3. Notice of Discontinuation of Service

APPENDIX

Administering Division: Customer Support Division

Subject Index:
 Construction Meters
 Fire Hydrant
 Fire Hydrant Meter Program
 Meters, Floating or Vehicle Mounted
 Mobile Meter
 Program, Fire Hydrant Meter

Distribution: DI Manual Holders



Application For Fire Hydrant Meter

(EXHIBIT A)

For Office Use Only

Department: METER SHOP 619 527 7449
2797 Caminito Chollas • San Diego, California 92105-5097 • FAX 619 527 3125

NS Req:	Fac #:
Date:	By:

Application Date:	Requested Install Date:
-------------------	-------------------------

Fire Hydrant Location: (Attach detailed map, Thomas Bros. map location or construction drawing.)

Specific Use of Water:

Any return to Sewer or Storm Drain, if so, explain:

Estimated Duration of Meter Use: Check Box if Reclaimed Water

Company Information

Company Name:

Mailing Address:

City: State: Zip Code: Phone: ()

*Business License #: *Contractor License #:

**A copy of the Contractor's License and/or Business License is required at the time of meter issuance.*

Name and Title of Agent: Phone: ()

Site Contact Name and Title: Phone: ()

Pager #: Cell: ()

Responsible Party Name: Title:

Social Security or Cal ID #: Phone: ()

Signature: Date:

Guarantees payment of all charges resulting from the use of this meter. Insures that employees of this organization understand the proper use of Fire Hydrant Meter.

Fire Hydrant Meter Removal Request

Check Box to Request Removal of Above Meter Requested Removal Date:

Provide current Meter location if different from above:

Signature: Title: Date:

Phone: () Pager: ()

For Office Use Only

City Meter Private Meter

CIS Account #:	Deposit Amount: \$	Fees Amount: \$
Meter Serial #:	Meter Size:	Meter Make & Style:
Backflow #:	Backflow Size:	Meter Make & Style:
Name:	Signature:	Date:

\$1,108.45 - FOR 24 HR INSTALLATION
 \$1,052.26 - FOR 48 HR INSTALLATION

FHM App Created: 11/2/00-htp

"Exhibit B"

CONSTRUCTION AND MAINTENANCE RELATED ACTIVITIES WITH NO RETURN TO SEWER:

**Auto Detailing
Backfilling
Combination Cleaners (Vactors)
Compaction
Concrete Cutters
Construction Trailers
Cross Connection Testing
Dust Control
Flushing Water Mains
Hydro blasting
Hydro Seeding
Irrigation (for establishing irrigation only; not continuing irrigation)
Mixing Concrete
Mobile Car Washing
Special Events
Street Sweeping
Water Tanks
Water Trucks
Window Washing**

Note: If there is any return to sewer or storm drain, then sewer and/or storm drain fees will be charged.

"Exhibit C"

Date

Name of Responsible Party

Company Name and address

Account Number: _____

Subject: Discontinuation of Fire Hydrant Meter Service

Dear Water Department Customer:

The authorization for use of Fire Hydrant Meter # _____ located at (Meter location address) ends in 60 days and will be removed on or after (Date authorization expires). Extension requests for an additional 90 days must be submitted in writing for consideration 30 days prior to the discontinuation date. If you require an extension, please refer to the Water Departments', Department Instruction (D.I.) 55.27 for further information and procedure.

Mail your request for an extension to :

City of San Diego, Water Department

Attn: Meter Services

2797 Caminito Chollas

San Diego, Ca. 92105-5097

Should you have any questions regarding this matter, please call the Fire Hydrant "Hot Line" at: (xxx) xxx-xxx.

Sincerely,

City of San Diego Water Department



Fire Hydrant Meter Relocate/Removal Request

(EXHIBIT D)

For Office Use Only

NS Req:	FHM Fac #:
Date:	By:

Date:

Instruction: Complete pertinent information then FAX both form and map to (xxx) xxx-xxxx, mail, or hand-deliver to the City of San Diego, Water Department/Meter Shop at: 2707 Caminito Chollas San Diego, CA 92105

Meter Information

Billing Account #:	Requested Move Date:
Current Fire Hydrant Meter Location:	
New Meter Location: (Attach a detailed map, Thomas Bros map location or construction drawing.)	

Company Information

Company Name:			
Mailing Address			
City:	State:	Zip Code:	Phone: ()
Name and Title of Requestor:			Phone: ()
Site Contact Name and Title			Phone: ()
Pager #:			Cell: ()
Responsible Party Name authorizing relocation fee:			
Signature:	Title:	Date:	

Fire Hydrant Meter Removal Request

<input type="checkbox"/> Check Box to Request Removal of Above Meter	Requested Removal Date:	
Provide current Meter location if different from above:		
Signature:	Title:	Date:
Phone: ()	Pager: ()	

For Office Use Only

CIS Account #:	Fees Amount: \$		
Meter Serial #:	Size:	Make/Style	
Backflow #:	Size:	Make/Style	
Name:	Signature:	Date:	

FHM Relocate_Removal Form

FHM App Created: 11/2/00-htp

APPENDIX C
SAMPLE CITY INVOICE

City of San Diego, Field Engineering Div., 9485 Aero Drive, SD CA 92123						Contractor's Name:					
Project Name:						Contractor's Address:					
SAP No. (WBS/IO/CC)											
City Purchase Order No.						Contractor's Phone #:			Invoice No.		
Resident Engineer (RE):						Contractor's Fax #:			Invoice Date:		
RE Phone#:			RE Fax#:			Contact Name:			Billing Period:		
Item #	Item Description	Contract Authorization				Previous Estimate		This Estimate		Totals to Date	
		Unit	Qty	Price	Extension	%/QTY	Amount	% / QTY	Amount	% / QTY	Amount
1	2 Parallel 4" PVC C900	LF	1,380	\$34.00	\$46,920.00						
2	48" Primary Steel Casing	LF	500	\$1,000.00	\$500,000.00						
3	2 Parallel 12" Secondary Steel	LF	1,120	\$53.00	\$59,360.00						
4	Construction and Rehab of PS 49	LS	1	\$150,000.00	\$150,000.00						
5	Demo	LS	1	\$14,000.00	\$14,000.00						
6	Install 6' High Chain Link Fence	LS	1	\$5,600.00	\$5,600.00						
7	General Site Restoration	LS	1	\$3,700.00	\$3,700.00						
8	10" Gravity Sewer	LF	10	\$292.00	\$2,920.00						
9	4" Blow Off Valves	EA	2	\$9,800.00	\$19,600.00						
10	Bonds	LS	1	\$16,000.00	\$16,000.00						
11	Field Orders	AL	1	80,000	\$80,000.00						
11.1	Field Order 1	LS	5,500	\$1.00	\$5,500.00						
11.2	Field Order 2	LS	7,500	\$1.00	\$7,500.00						
11.3	Field Order 3	LS	10,000	\$1.00	\$10,000.00						
11.4	Field Order 4	LS	6,500	\$1.00	\$6,500.00						
12	Certified Payroll	LS	1	\$1,400.00	\$1,400.00						
CHANGE ORDERS											
Change Order 1			4,890								
Items 1-4					\$11,250.00						
Item 5-Deduct Bid Item 3		LF	120	-\$53.00	(\$6,360.00)						
Change Order 2			160,480								
Items 1-3					\$95,000.00						
Item 4 Deduct Bid Item 1		LF	380	-\$340.00	(\$12,920.00)						
Item 5-Encrease bid Item 9		LF	8	\$9,800.00	\$78,400.00						
Change Order 3 (Close Out)			-121,500								
Item 1 Deduct Bid Item 3			53	-500.00	(\$26,500.00)						
Item 2 Deduct Bid Item 4		LS	-1	45,000.00	(\$45,000.00)						
Items 3-9			1	-50,500.00	(\$50,500.00)						
SUMMARY								Total This	\$ -	Total Billed	\$0.00
A. Original Contract Amount						Retention and/or Escrow Payment Schedule					
B. Approved Change Order 1 Thru 3						Total Retention Required as of this billing					
C. Total Authorized Amount (A+B)						Previous Retention Withheld in PO or in Escrow					
D. Total Billed to Date						Add'l Amt to Withhold in PO/Transfer in Escrow:					
E. Less Total Retention (5% of D)						Amt to Release to Contractor from PO/Escrow:					
F. Less Total Previous Payments											
G. Payment Due Less Retention						Contractor Signature and Date:					
H. Remaining Authorized Amount											

APPENDIX D
LOCATION MAPS AND INFORMATION

PIPELINE REHABILITATION S-1

SENIOR ENGINEER
WENDY GAMBOA
619-235-1971

PROJECT MANAGER
LUIS SCHAAR
619-533-4641

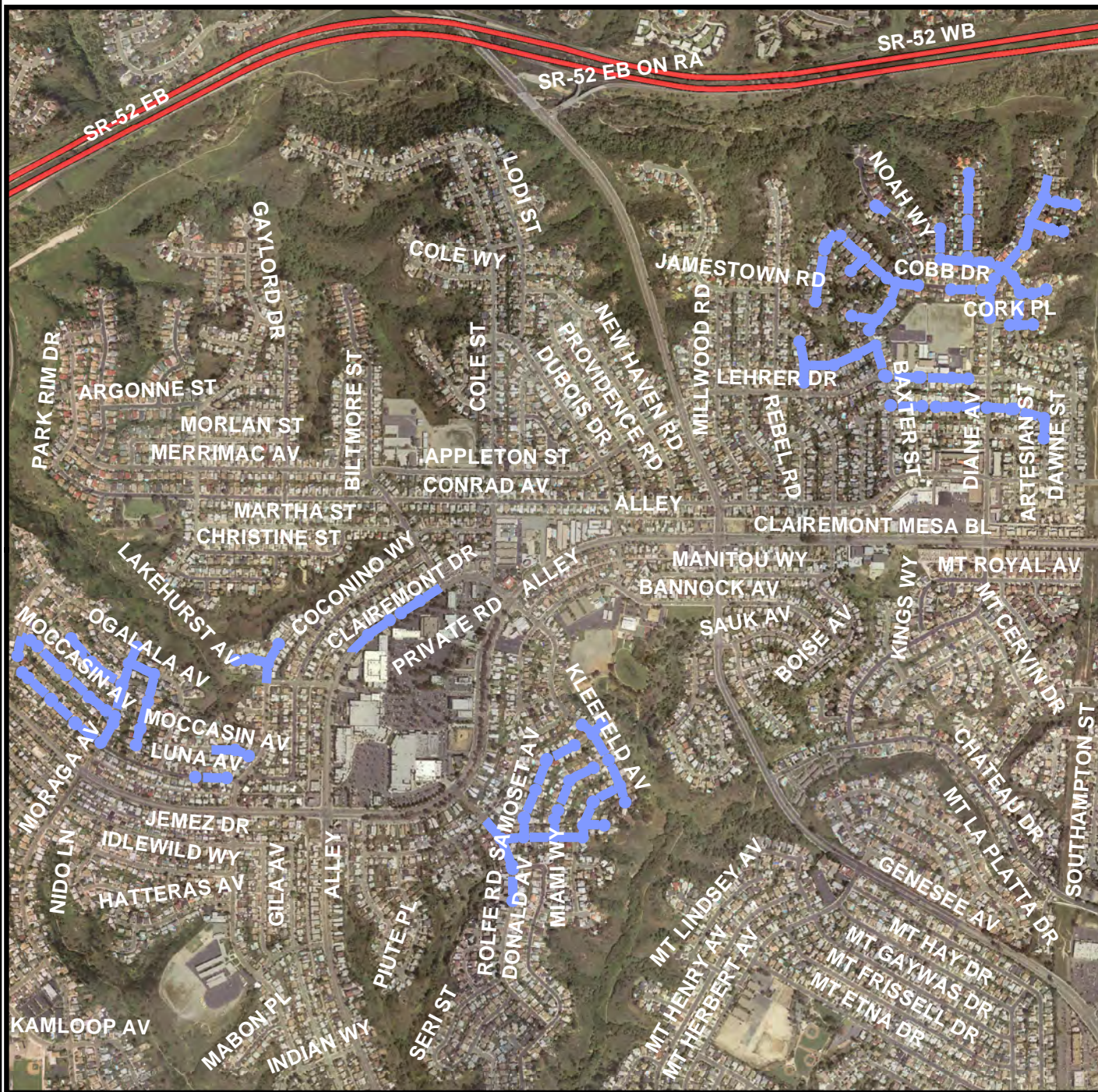
PROJECT ENGINEER
JING DEBELISO
619-533-5285

PUBLIC INFORMATION OFFICER

619-533-4207



Division Name - ROW



OVERALL LOCATION MAP 1-2

Legend

Rehab S-1 Scope



COMMUNITY NAME: CLAIROMONT MESA
NORTH CLAIROMONT

COUNCIL DISTRICT: 6

SAP ID: B-11078 (S)

Date: AUGUST 11, 2011



THIS MAP/DATA IS PROVIDED WITHOUT WARRANTY OF ANY KIND, EITHER EXPRESS OR IMPLIED, INCLUDING, BUT NOT LIMITED TO, THE IMPLIED WARRANTIES OR MERCHANTABILITY AND FITNESS FOR A PARTICULAR PURPOSE. Note: This product may contain information reproduced with permission granted by RAND McNALLY & COMPANY. It is unlawful to copy or reproduce all or any part thereof, whether for personal use or resale, without the prior written permission of RAND McNALLY & COMPANY.

PIPELINE REHABILITATION S-1

SENIOR ENGINEER
WENDY GAMBOA
619-235-1971

PROJECT MANAGER
LUIS SCHAAR
619-533-4641

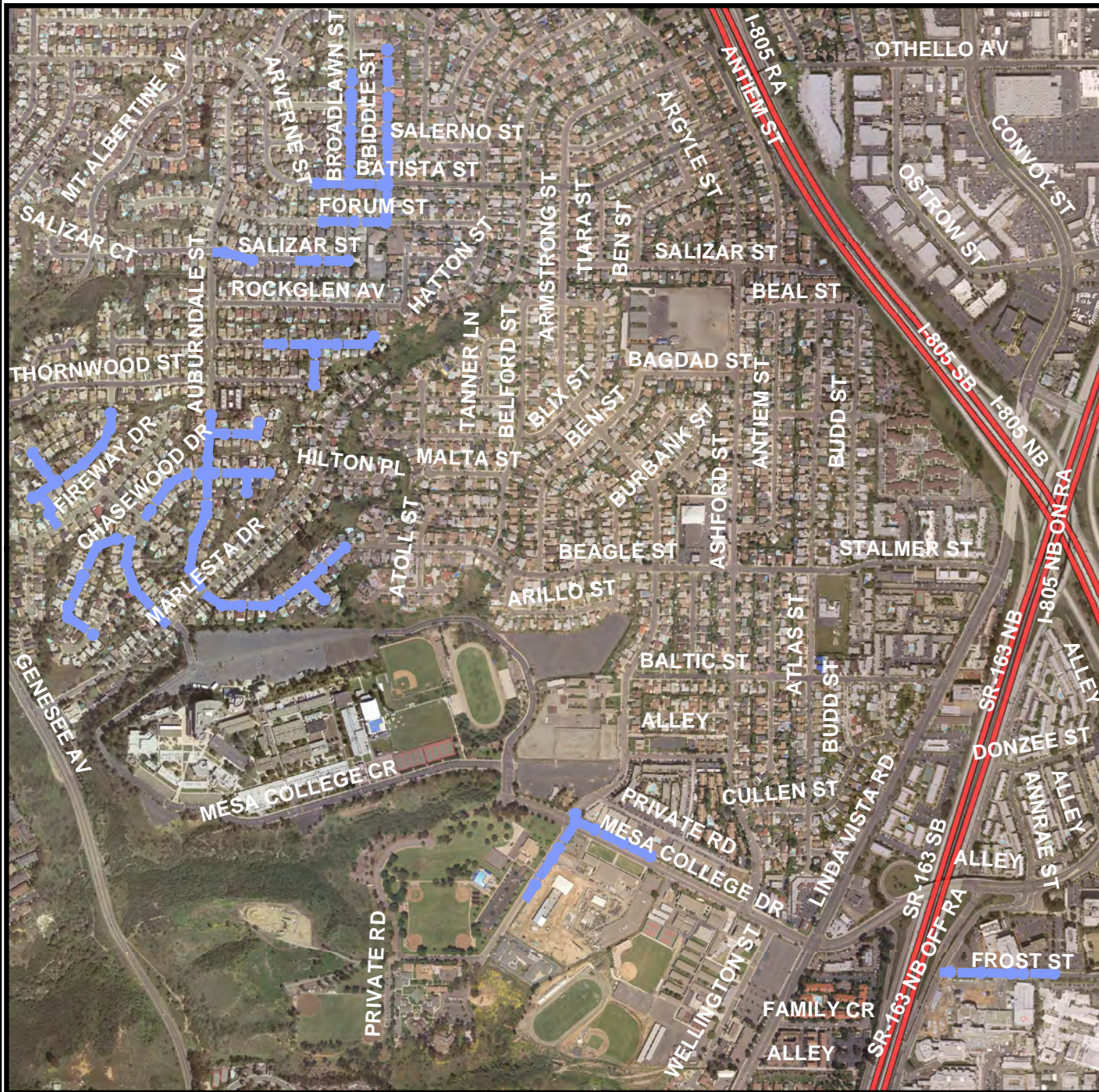
PROJECT ENGINEER
JING DEBELISO
619-533-5285

PUBLIC INFORMATION OFFICER

619-533-4207



Division Name - ROW



OVERALL LOCATION MAP 2-2

Legend

Rehab S-1 Scope



COMMUNITY NAME: CLAIREMONT MESA
NORTH CLAIREMONT

COUNCIL DISTRICT: 6

SAP ID: B-11078 (S)

Date: AUGUST 11, 2011



THIS MAP/DATA IS PROVIDED WITHOUT WARRANTY OF ANY KIND, EITHER EXPRESS OR IMPLIED, INCLUDING, BUT NOT LIMITED TO, THE IMPLIED WARRANTIES OR MERCHANTABILITY AND FITNESS FOR A PARTICULAR PURPOSE. Note: This product may contain information reproduced with permission granted by RAND McNALLY & COMPANY to SanGIS. This map is copyrighted by RAND McNALLY & COMPANY. It is unlawful to copy or reproduce all or any part thereof, whether for personal use or resale, without the prior, written permission of RAND McNALLY & COMPANY.

PIPELINE REHABILITATION S-1 (MAP A)

SENIOR ENGINEER
WENDY GAMBOA
619-235-1971

PROJECT MANAGER
LUIS SCHAAR
619-533-4641

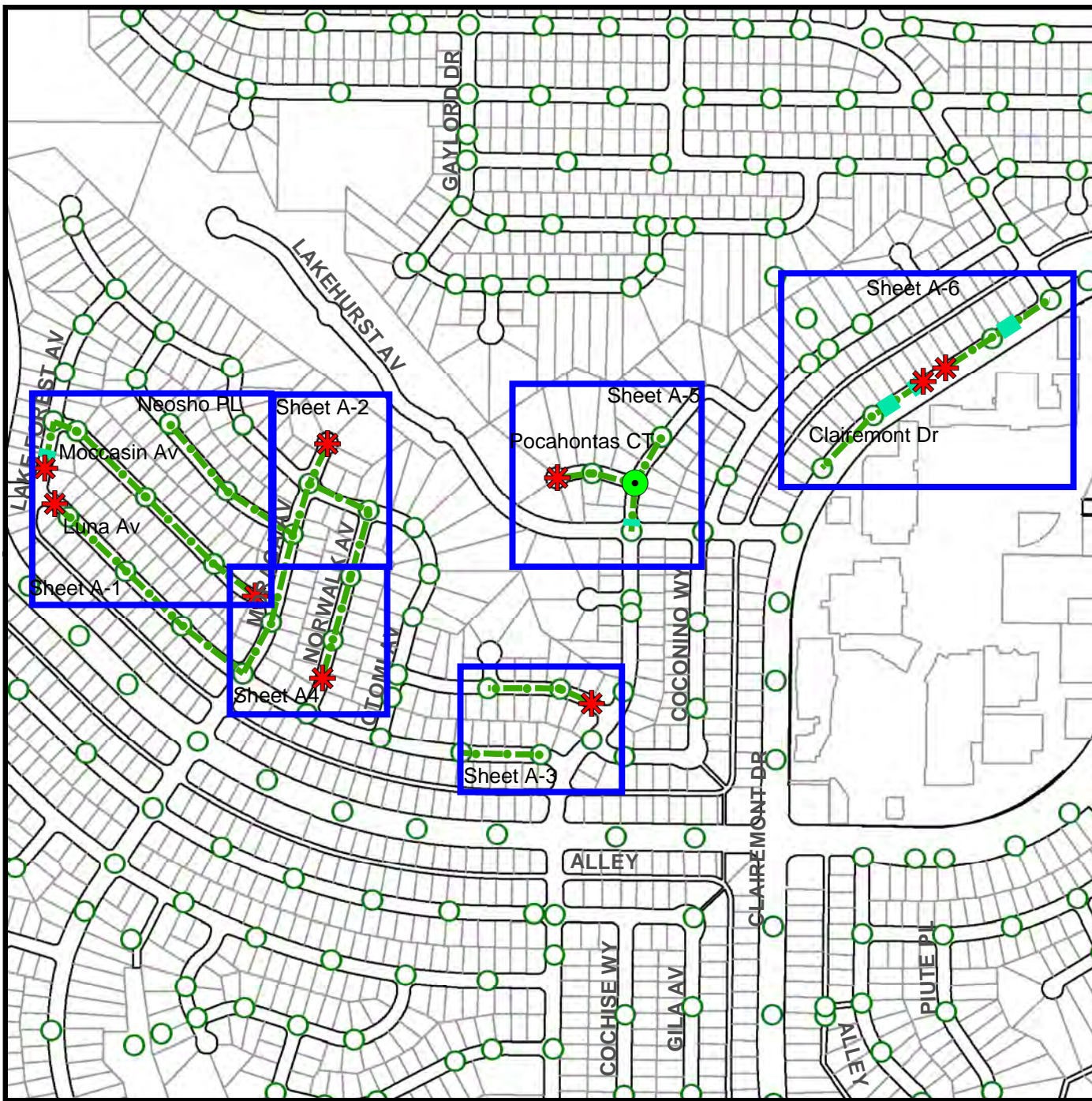
PROJECT ENGINEER
JING DEBELISO
619-533-5285

PUBLIC INFORMATION OFFICER

619-533-4207



Division Name - If Needed



Legend

- - - Rehab S-1 Scope
- Point Repair Segment Line
- * New Cleanout
- MH-Rehab
- Existing MH
- MH-Replace



COMMUNITY NAME: CLAIEMONT MESA

COUNCIL DISTRICT: 6

SAP ID: B-11078 (S)

Date: August 8th, 2011



THIS MAP/DATA IS PROVIDED WITHOUT WARRANTY OF ANY KIND, EITHER EXPRESS OR IMPLIED, INCLUDING, BUT NOT LIMITED TO, THE IMPLIED WARRANTIES OR MERCHANTABILITY AND FITNESS FOR A PARTICULAR PURPOSE. Note: This product may contain information reproduced with permission granted by RAND McNALLY & COMPANY. It is unlawful to copy or reproduce all or any part thereof, whether for personal use or resale, without the prior, written permission of RAND McNALLY & COMPANY.

PIPELINE REHABILITATION S-1 (MAP A)

SENIOR ENGINEER
WENDY GAMBOA
619-235-1971

PROJECT MANAGER
LUIS SCHAAR
619-533-4641

PROJECT ENGINEER
JING DEBELISO
619-533-5285

PUBLIC INFORMATION OFFICER

619-533-4207



Division Name - ROW



Legend

- Rehab S-1 Scope
- Point Repair Segment Line

DETAIL SHEET A-1

- ✱ New Cleanout
- MH-Rehab

- Existing Laterals
- Existing MH
- MH-Replace



COMMUNITY: CLAIREMONT MESA
NORTH CLAIREMONT

COUNCIL DISTRICT: 6

SAP ID: B-11078 (S)

Date: August 8th, 2011

Pipeline Rehabilitation S-1



Appendix D Location Maps and Information



THIS MAP/DATA IS PROVIDED WITHOUT WARRANTY OF ANY KIND, EITHER EXPRESS OR IMPLIED, INCLUDING, BUT NOT LIMITED TO, THE IMPLIED WARRANTIES OR MERCHANTABILITY AND FITNESS FOR A PARTICULAR PURPOSE. Note: This product may contain information reproduced with permission granted by RAND McNALLY & COMPANY to SanGIS. This map is copyrighted by RAND McNALLY & COMPANY. It is unlawful to copy or reproduce all or any part thereof, whether for personal use or resale, without the prior permission of RAND McNALLY & COMPANY.

PIPELINE REHABILITATION S-1 (MAP A)

SENIOR ENGINEER
WENDY GAMBOA
619-235-1971

PROJECT MANAGER
LUIS SCHAAR
619-533-4641

PROJECT ENGINEER
JING DEBELISO
619-533-5285

PUBLIC INFORMATION OFFICER

619-533-4207



Division Name - ROW



Legend

Rehab S-1 Scope

Point Repair Segment Line

DETAIL SHEET A-2

New Cleanout

MH-Rehab

Existing Laterals

Existing MH

MH-Replace



COMMUNITY: CLAIREMONT MESA
NORTH CLAIREMONT

COUNCIL DISTRICT: 6

SAP ID: B-11078 (S)

Date: August 8th, 2011
Pipeline Rehabilitation S-1



Appendix D Location Maps and Information



THIS MAP/DATA IS PROVIDED WITHOUT WARRANTY OF ANY KIND, EITHER EXPRESS OR IMPLIED, INCLUDING, BUT NOT LIMITED TO, THE IMPLIED WARRANTIES OR MERCHANTABILITY AND FITNESS FOR A PARTICULAR PURPOSE. Note: This product may contain information reproduced with permission granted by RAND McNALLY & COMPANY to SanGIS. This map is copyrighted by RAND McNALLY & COMPANY. It is unlawful to copy or reproduce all or any part thereof, whether for personal use or resale, without the prior permission of RAND McNALLY & COMPANY.

PIPELINE REHABILITATION S-1 (MAP A)

SENIOR ENGINEER
WENDY GAMBOA
619-235-1971

PROJECT MANAGER
LUIS SCHAAR
619-533-4641

PROJECT ENGINEER
JING DEBELISO
619-533-5285

PUBLIC INFORMATION OFFICER

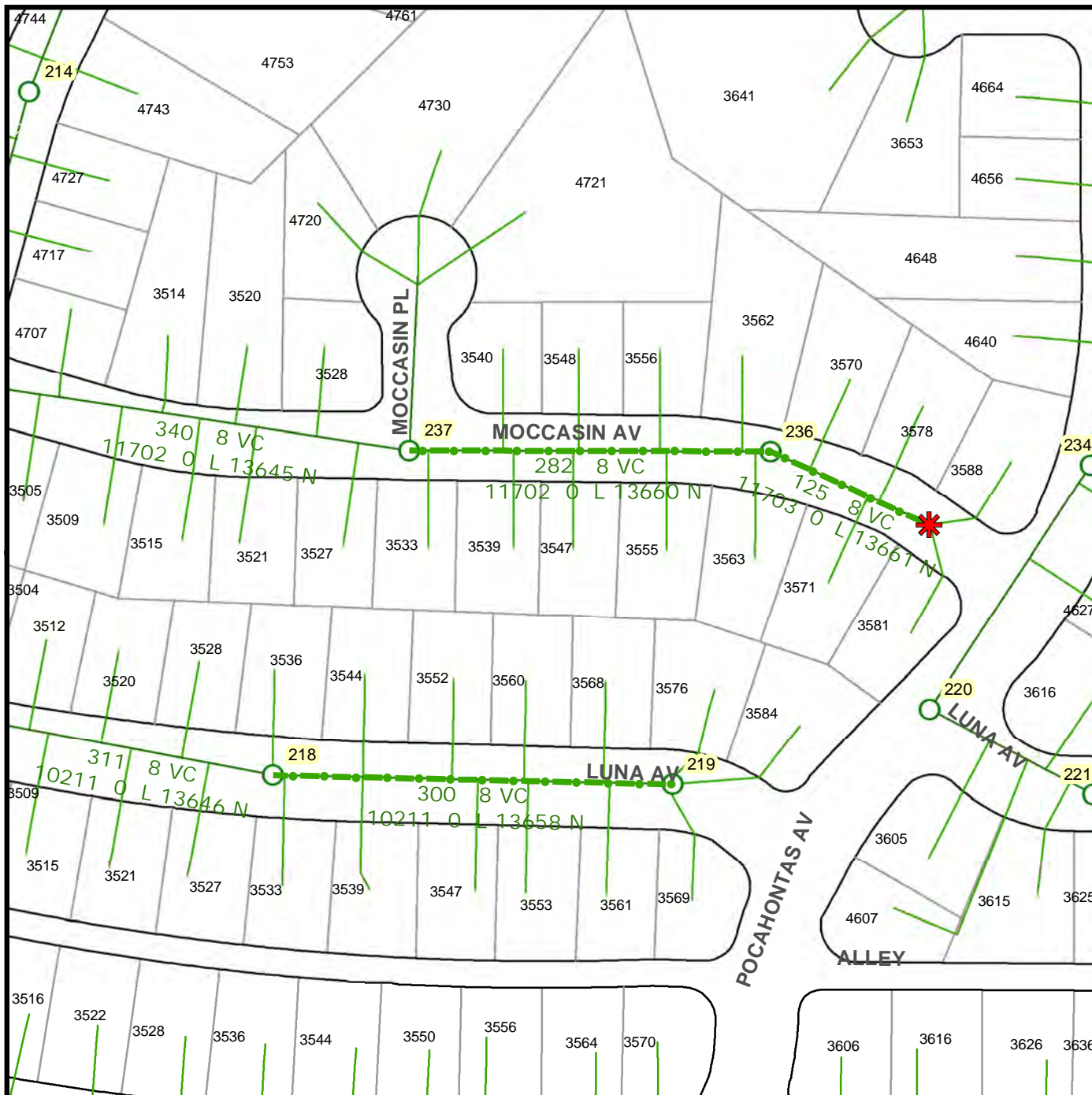
619-533-4207



Division Name - ROW



THIS MAP/DATA IS PROVIDED WITHOUT WARRANTY OF ANY KIND, EITHER EXPRESS OR IMPLIED, INCLUDING, BUT NOT LIMITED TO, THE IMPLIED WARRANTIES OR MERCHANTABILITY AND FITNESS FOR A PARTICULAR PURPOSE. Note: This product may contain information reproduced with permission granted by RAND McNALLY & COMPANY to SanGIS. This map is copyrighted by RAND McNALLY & COMPANY. It is unlawful to copy or reproduce all or any part thereof, whether for personal use or resale, without the prior permission of RAND McNALLY & COMPANY.



Legend

- - - Rehab S-1 Scope
- Point Repair Segment Line

DETAIL SHEET A-3

- ★ New Cleanout
- MH-Rehab

- Existing Laterals
- Existing MH
- MH-Replace



COMMUNITY: CLAIREMONT MESA
NORTH CLAIREMONT

COUNCIL DISTRICT: 6

SAP ID: B-11078 (S)



PIPELINE REHABILITATION S-1 (MAP A)

SENIOR ENGINEER
WENDY GAMBOA
619-235-1971

PROJECT MANAGER
LUIS SCHAAR
619-533-4641

PROJECT ENGINEER
JING DEBELISO
619-533-5285

PUBLIC INFORMATION OFFICER

619-533-4207



Division Name - ROW



Legend

- Rehab S-1 Scope
- Point Repair Segment Line

DETAIL SHEET A-4

- ✱ New Cleanout
- MH-Rehab

- Existing Laterals
- Existing MH
- MH-Replace



COMMUNITY: CLAIREMONT MESA
NORTH CLAIREMONT

COUNCIL DISTRICT: 6

SAP ID: B-11078 (S)

Date: August 8th, 2011
Pipeline Rehabilitation S-1



Appendix D Location Maps and Information



THIS MAP/DATA IS PROVIDED WITHOUT WARRANTY OF ANY KIND, EITHER EXPRESS OR IMPLIED, INCLUDING, BUT NOT LIMITED TO, THE IMPLIED WARRANTIES OR MERCHANTABILITY AND FITNESS FOR A PARTICULAR PURPOSE. Note: This product may contain information reproduced with permission granted by RAND McNALLY & COMPANY to SanGIS. This map is copyrighted by RAND McNALLY & COMPANY. It is unlawful to copy or reproduce all or any part thereof, whether for personal use or resale, without the prior permission of RAND McNALLY & COMPANY.

THIS MAP/DATA IS PROVIDED WITHOUT WARRANTY OF ANY KIND, EITHER EXPRESS OR IMPLIED, INCLUDING, BUT NOT LIMITED TO, THE IMPLIED WARRANTIES OR MERCHANTABILITY AND FITNESS FOR A PARTICULAR PURPOSE. Note: This product may contain information reproduced with permission granted by RAND McNALLY & COMPANY to SanGIS. This map is copyrighted by RAND McNALLY & COMPANY. It is unlawful to copy or reproduce all or any part thereof, whether for personal use or resale, without the prior permission of RAND McNALLY & COMPANY.

PIPELINE REHABILITATION S-1 (MAP A)



SENIOR ENGINEER
WENDY GAMBOA
619-235-1971

PROJECT MANAGER
LUIS SCHAAR
619-533-4641

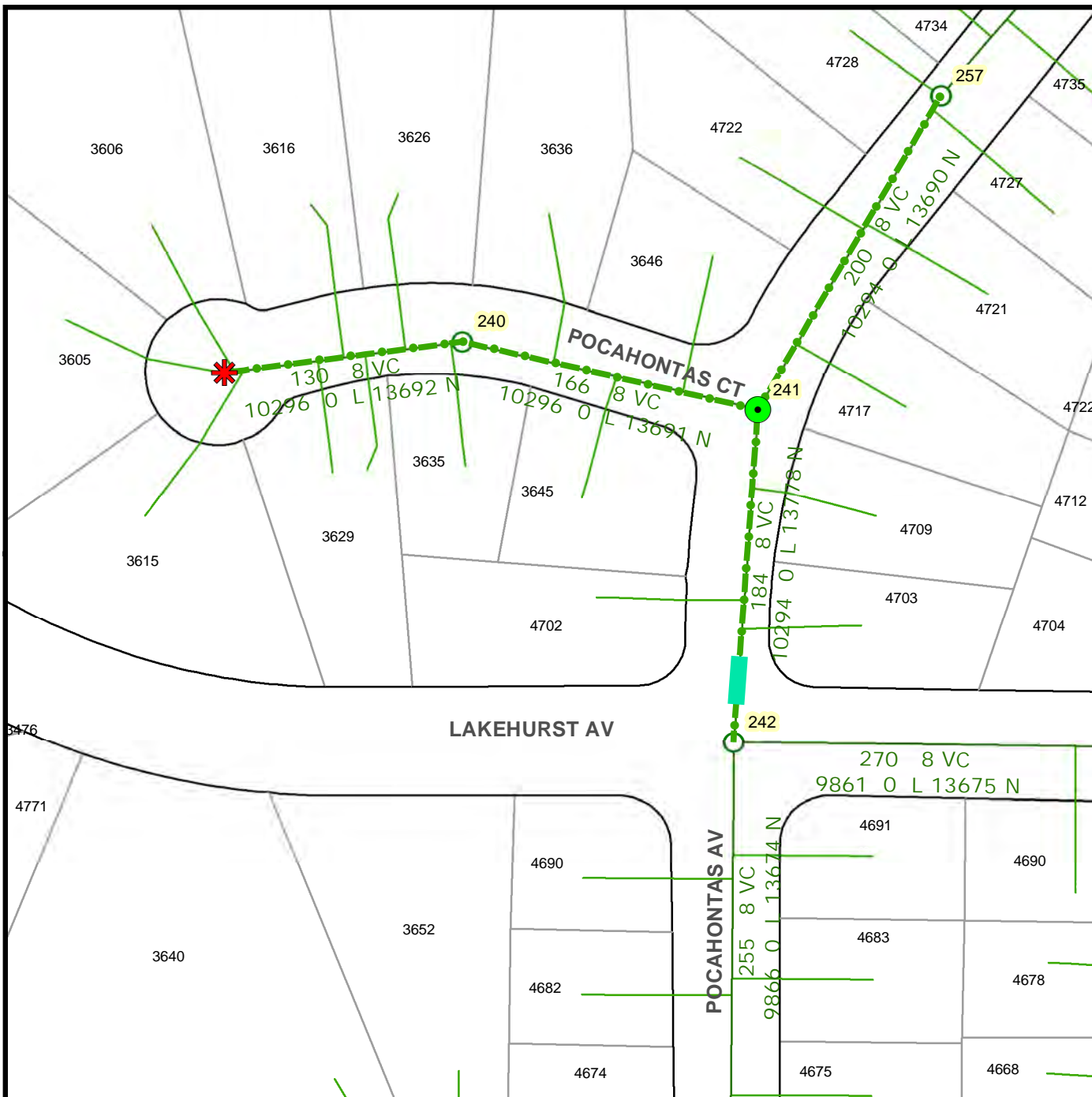
PROJECT ENGINEER
JING DEBELISO
619-533-5285

PUBLIC INFORMATION OFFICER

619-533-4207



Division Name - ROW



Legend

Rehab S-1 Scope

Point Repair Segment Line

DETAIL SHEET A-5

New Cleanout

MH-Rehab

Existing Laterals

Existing MH

MH-Replace



COMMUNITY: CLAIREMONT MESA
NORTH CLAIREMONT

COUNCIL DISTRICT: 6

SAP ID: B-11078 (S)

Date: August 8th, 2011
Pipeline Rehabilitation S-1



Appendix D Location Maps and Information



PIPELINE REHABILITATION S-1 (MAP A)

SENIOR ENGINEER
WENDY GAMBOA
619-235-1971

PROJECT MANAGER
LUIS SCHAAR
619-533-4641

PROJECT ENGINEER
JING DEBELISO
619-533-5285

PUBLIC INFORMATION OFFICER

619-533-4207



Division Name - ROW



Legend

- Rehab S-1 Scope
- Point Repair Segment Line

DETAIL SHEET A-6

- ✱ New Cleanout
- MH-Rehab

- Existing Laterals
- Existing MH
- MH-Replace



COMMUNITY: CLAIREMONT MESA
NORTH CLAIREMONT

COUNCIL DISTRICT: 6

SAP ID: B-11078 (S)

Date: August 8th, 2011

Pipeline Rehabilitation S-1



Appendix D Location Maps and Information



THIS MAP/DATA IS PROVIDED WITHOUT WARRANTY OF ANY KIND, EITHER EXPRESS OR IMPLIED, INCLUDING, BUT NOT LIMITED TO, THE IMPLIED WARRANTIES OR MERCHANTABILITY AND FITNESS FOR A PARTICULAR PURPOSE. Note: This product may contain information reproduced with permission granted by RAND McNALLY & COMPANY to SanGIS. This map is copyrighted by RAND McNALLY & COMPANY. It is unlawful to copy or reproduce all or any part thereof, whether for personal use or resale, without the prior, written permission of RAND McNALLY & COMPANY.

PIPELINE REHABILITATION S-1 (MAP B)

SENIOR ENGINEER
WENDY GAMBOA
619-235-1971

PROJECT MANAGER
LUIS SCHAAR
619-533-4641

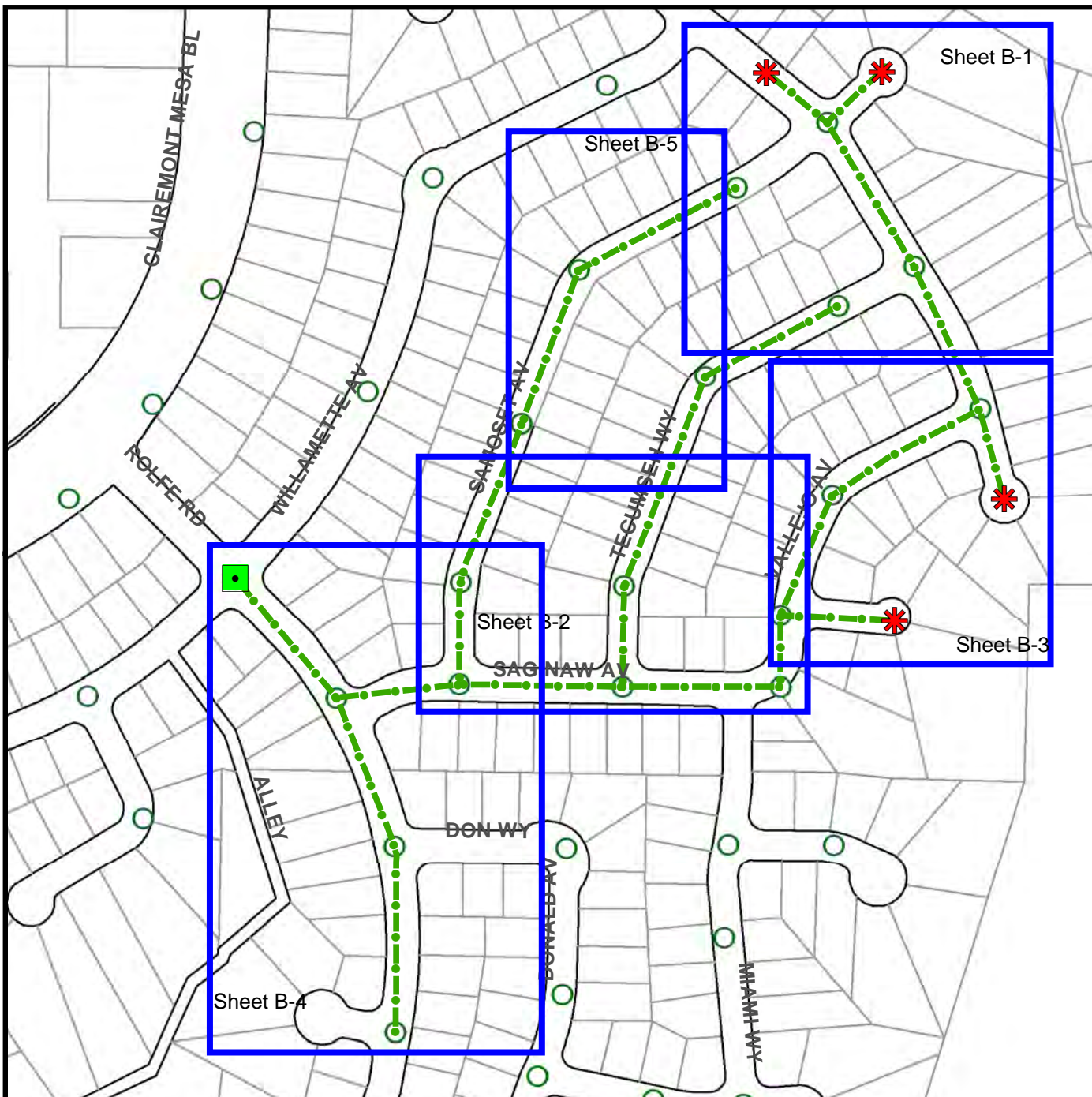
PROJECT ENGINEER
JING DEBELISO
619-533-5285

PUBLIC INFORMATION OFFICER

619-533-4207



Division Name - If Needed



Legend

- Rehab S-1 Scope
- New Cleanout
- Existing MH
- MH-Rehab
- MH-Replace



COMMUNITY NAME: CLAIREMONT MESA

COUNCIL DISTRICT: 6

SAP ID: B-11078 (S)

Date: August 8th, 2011



THIS MAP/DATA IS PROVIDED WITHOUT WARRANTY OF ANY KIND, EITHER EXPRESS OR IMPLIED, INCLUDING, BUT NOT LIMITED TO, THE IMPLIED WARRANTIES OR MERCHANTABILITY AND FITNESS FOR A PARTICULAR PURPOSE. Note: This product may contain information reproduced with permission granted by RAND McNALLY & COMPANY to SanGIS. This map is copyrighted by RAND McNALLY & COMPANY. It is unlawful to copy or reproduce all or any part thereof, whether for personal use or resale, without the prior permission of RAND McNALLY & COMPANY.

PIPELINE REHABILITATION S-1 (MAP B)

SENIOR ENGINEER
WENDY GAMBOA
619-235-1971

PROJECT MANAGER
LUIS SCHAAR
619-533-4641

PROJECT ENGINEER
JING DEBELISO
619-533-5285

PUBLIC INFORMATION OFFICER

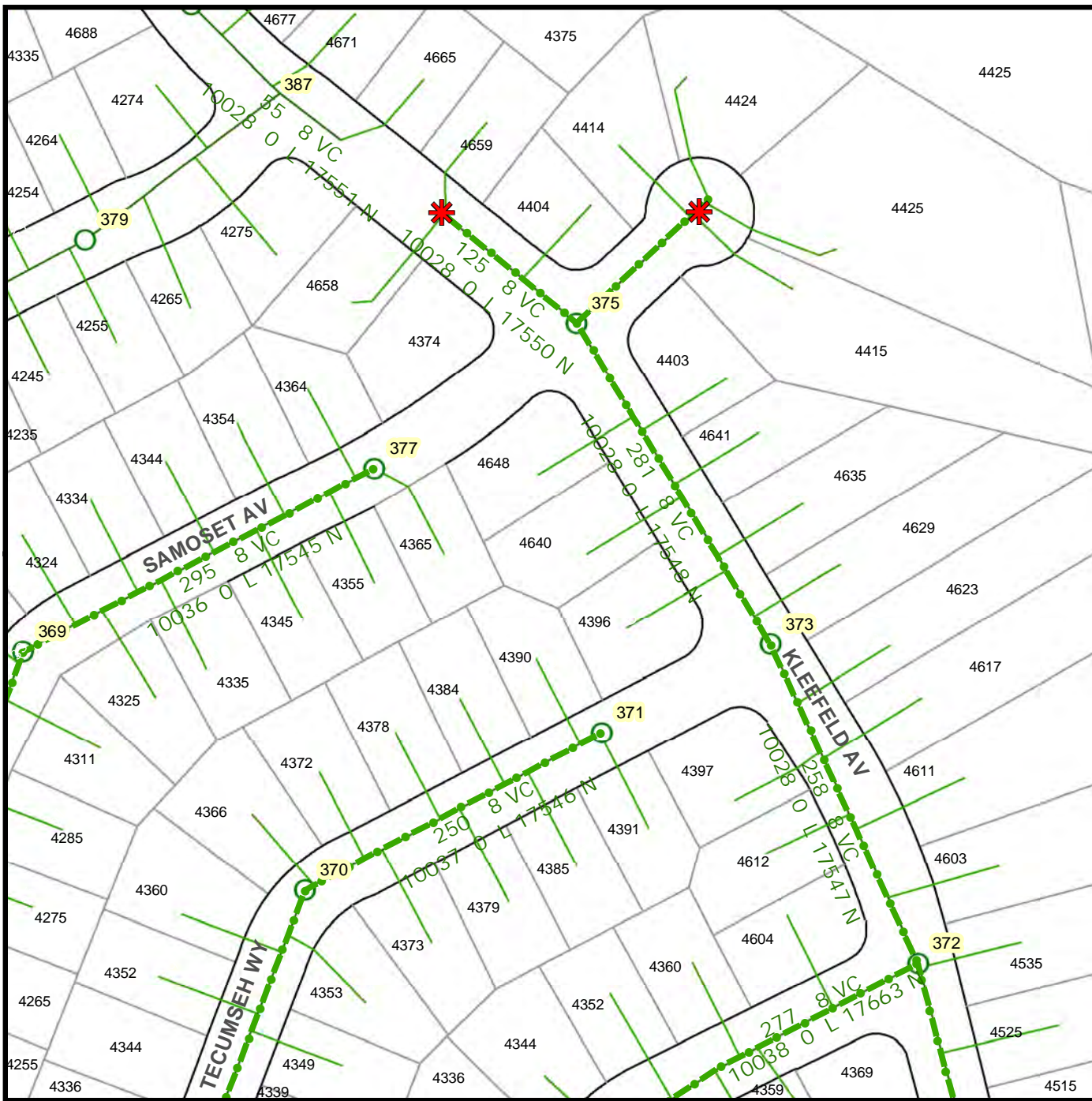
619-533-4207



Division Name - ROW



THIS MAP/DATA IS PROVIDED WITHOUT WARRANTY OF ANY KIND, EITHER EXPRESS OR IMPLIED, INCLUDING, BUT NOT LIMITED TO, THE IMPLIED WARRANTIES OR MERCHANTABILITY AND FITNESS FOR A PARTICULAR PURPOSE. Note: This product may contain information reproduced with permission granted by RAND McNALLY & COMPANY to SanGIS. This map is copyrighted by RAND McNALLY & COMPANY. It is unlawful to copy or reproduce all or any part thereof, whether for personal use or resale, without the prior permission of RAND McNALLY & COMPANY.



Legend

- Rehab S-1 Scope
- Point Repair Segment Line

DETAIL SHEET B-1

- ✱ New Cleanout
- MH-Rehab

- Existing Laterals
- Existing MH
- MH-Replace



COMMUNITY: CLAIREMONT MESA
NORTH CLAIREMONT

COUNCIL DISTRICT: 6

SAP ID: B-11078 (S)

Date: August 8th, 2011
Pipeline Rehabilitation S-1



Appendix D Location Maps and Information



PIPELINE REHABILITATION S-1 (MAP B)

SENIOR ENGINEER
WENDY GAMBOA
619-235-1971

PROJECT MANAGER
LUIS SCHAAR
619-533-4641

PROJECT ENGINEER
JING DEBELISO
619-533-5285

PUBLIC INFORMATION OFFICER

619-533-4207



Division Name - ROW



Legend

- - - Rehab S-1 Scope
- Point Repair Segment Line

DETAIL SHEET B-2

- ✱ New Cleanout
- MH-Rehab

- Existing Laterals
- Existing MH
- MH-Replace



COMMUNITY: CLAIREMONT MESA
NORTH CLAIREMONT

COUNCIL DISTRICT: 6

SAP ID: B-11078 (S)



THIS MAP/DATA IS PROVIDED WITHOUT WARRANTY OF ANY KIND, EITHER EXPRESS OR IMPLIED, INCLUDING, BUT NOT LIMITED TO, THE IMPLIED WARRANTIES OR MERCHANTABILITY AND FITNESS FOR A PARTICULAR PURPOSE. Note: This product may contain information reproduced with permission granted by RAND McNALLY & COMPANY to SanGIS. This map is copyrighted by RAND McNALLY & COMPANY. It is unlawful to copy or reproduce all or any part thereof, whether for personal use or resale, without the prior permission of RAND McNALLY & COMPANY.

PIPELINE REHABILITATION S-1 (MAP B)

SENIOR ENGINEER
WENDY GAMBOA
619-235-1971

PROJECT MANAGER
LUIS SCHAAR
619-533-4641

PROJECT ENGINEER
JING DEBELISO
619-533-5285

PUBLIC INFORMATION OFFICER

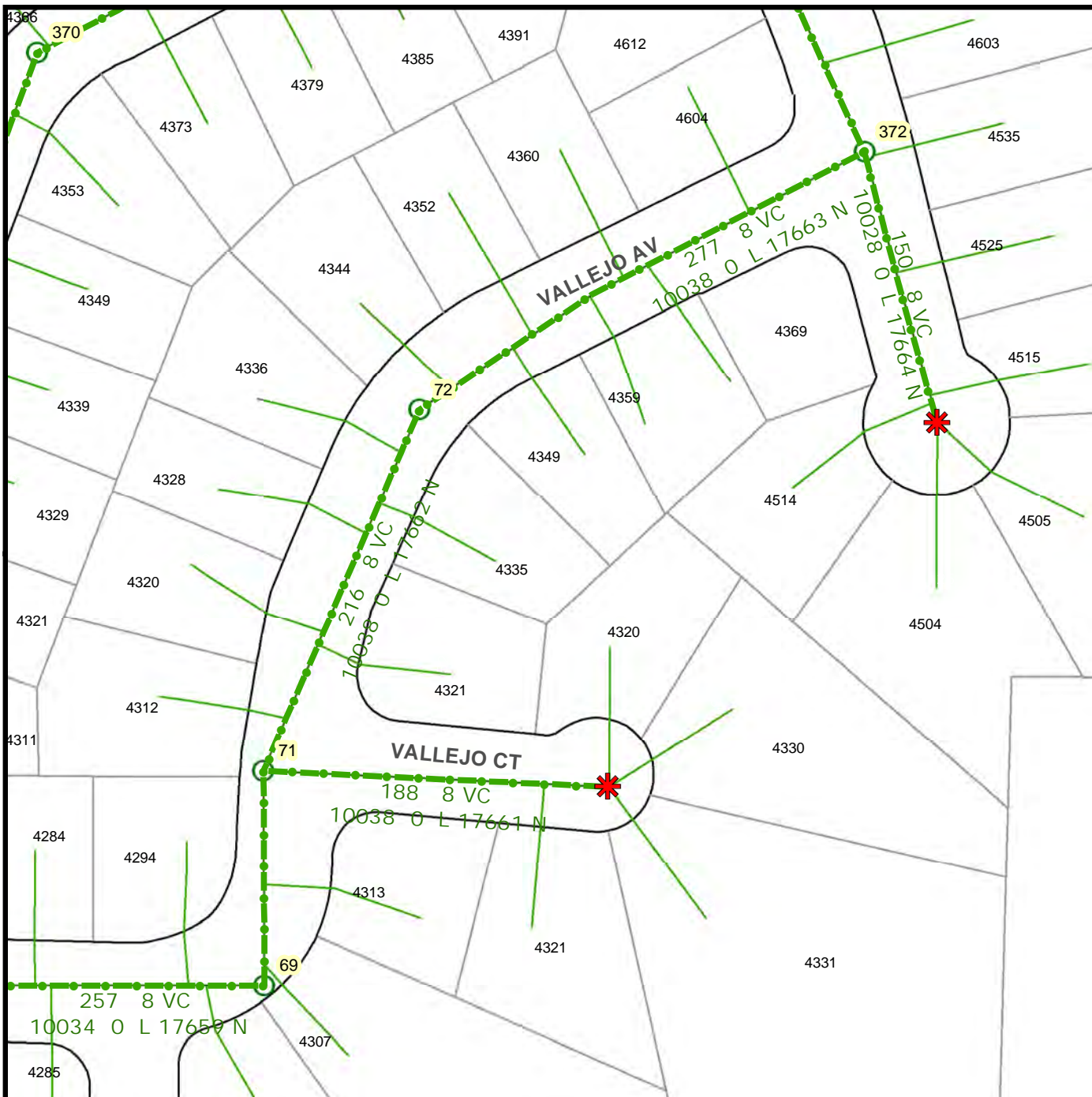
619-533-4207



Division Name - ROW



THIS MAP/DATA IS PROVIDED WITHOUT WARRANTY OF ANY KIND, EITHER EXPRESS OR IMPLIED, INCLUDING, BUT NOT LIMITED TO, THE IMPLIED WARRANTIES OR MERCHANTABILITY AND FITNESS FOR A PARTICULAR PURPOSE. Note: This product may contain information reproduced with permission granted by RAND McNALLY & COMPANY to SanGIS. This map is copyrighted by RAND McNALLY & COMPANY. It is unlawful to copy or reproduce all or any part thereof, whether for personal use or resale, without the prior, written permission of RAND McNALLY & COMPANY.



Legend

- - - Rehab S-1 Scope
- Point Repair Segment Line

DETAIL SHEET B-3

- * New Cleanout
- MH-Rehab

- Existing Laterals
- Existing MH
- MH-Replace



COMMUNITY: CLAIREMONT MESA
NORTH CLAIREMONT

COUNCIL DISTRICT: 6

SAP ID: B-11078 (S)

Date: August 8th, 2011
Pipeline Rehabilitation S-1



Appendix D Location Maps and Information



PIPELINE REHABILITATION S-1 (MAP B)

SENIOR ENGINEER
WENDY GAMBOA
619-235-1971

PROJECT MANAGER
LUIS SCHAAR
619-533-4641

PROJECT ENGINEER
JING DEBELISO
619-533-5285

PUBLIC INFORMATION OFFICER

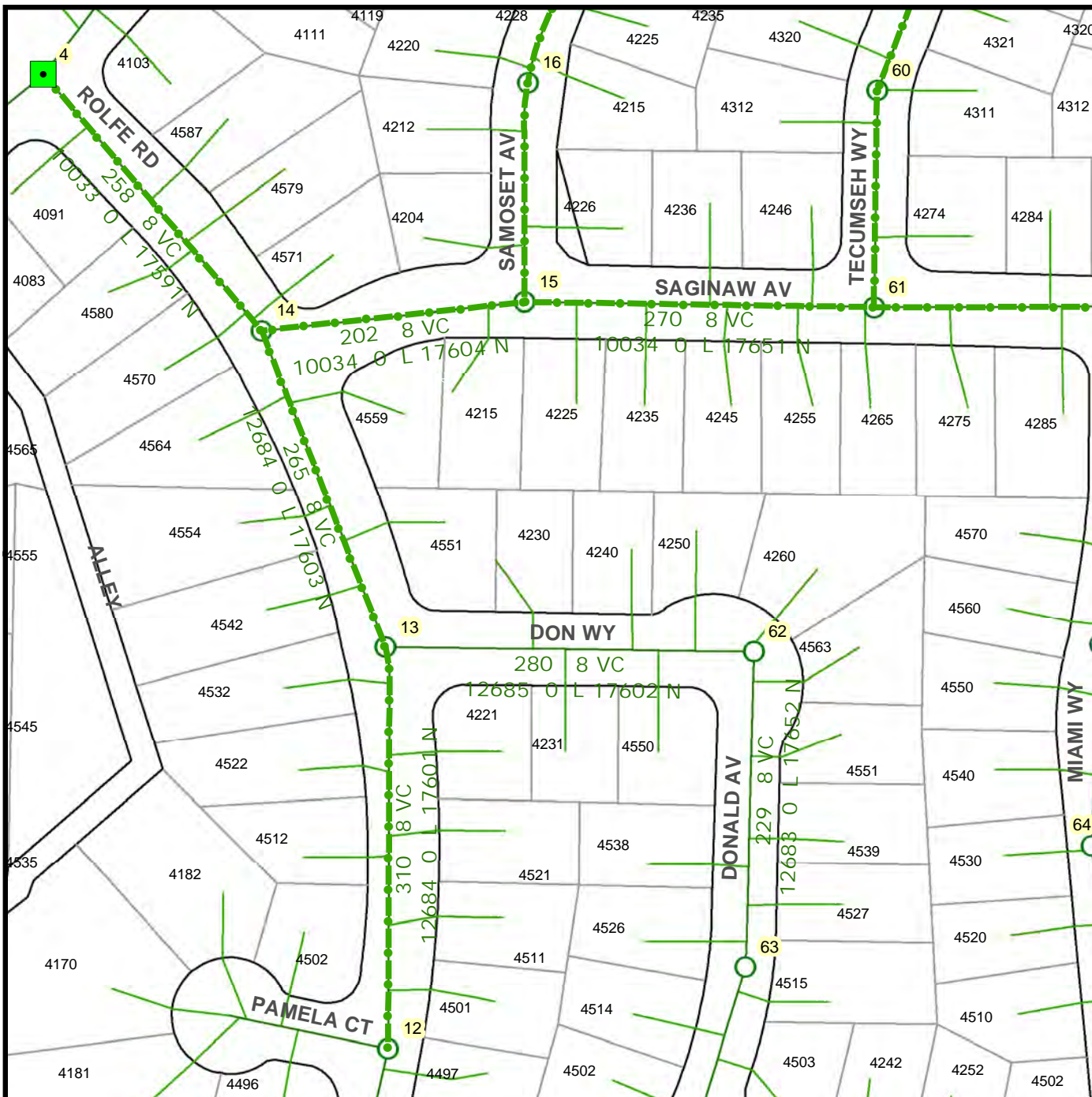
619-533-4207



Division Name - ROW



THIS MAP/DATA IS PROVIDED WITHOUT WARRANTY OF ANY KIND, EITHER EXPRESS OR IMPLIED, INCLUDING, BUT NOT LIMITED TO, THE IMPLIED WARRANTIES OR MERCHANTABILITY AND FITNESS FOR A PARTICULAR PURPOSE. Note: This product may contain information reproduced with permission granted by RAND McNALLY & COMPANY to SanGIS. This map is copyrighted by RAND McNALLY & COMPANY. It is unlawful to copy or reproduce all or any part thereof, whether for personal use or resale, without the prior permission of RAND McNALLY & COMPANY.



Legend

- Rehab S-1 Scope
- Point Repair Segment Line

DETAIL SHEET B-4

- ✱ New Cleanout
- MH-Rehab

- Existing Laterals
- Existing MH
- MH-Replace



COMMUNITY: CLAIREMONT MESA
NORTH CLAIREMONT

COUNCIL DISTRICT: 6

SAP ID: B-11078 (S)

Date: August 8th, 2011
Pipeline Rehabilitation S-1



Appendix D Location Maps and Information



PIPELINE REHABILITATION S-1 (MAP B)

SENIOR ENGINEER
WENDY GAMBOA
619-235-1971

PROJECT MANAGER
LUIS SCHAAR
619-533-4641

PROJECT ENGINEER
JING DEBELISO
619-533-5285

PUBLIC INFORMATION OFFICER

619-533-4207



Division Name -ROW



Legend

Rehab S-1 Scope

Point Repair Segment Line

DETAIL SHEET B-5

New Cleanout

MH-Rehab

Existing Laterals

Existing MH

MH-Replace



COMMUNITY: CLAIREMONT MESA
NORTH CLAIREMONT

COUNCIL DISTRICT: 6

SAP ID: B-11078 (S)

Date: August 8th, 2011
Pipeline Rehabilitation S-1



Appendix D Location Maps and Information



THIS MAP/DATA IS PROVIDED WITHOUT WARRANTY OF ANY KIND, EITHER EXPRESS OR IMPLIED, INCLUDING, BUT NOT LIMITED TO, THE IMPLIED WARRANTIES OR MERCHANTABILITY AND FITNESS FOR A PARTICULAR PURPOSE. Note: This product may contain information reproduced with permission granted by RAND McNALLY & COMPANYY to SanGIS. This map is copyrighted by RAND McNALLY & COMPANYY. It is unlawful to copy or reproduce all or any part thereof, whether for personal use or resale, without the prior permission of RAND McNALLY & COMPANYY.

PIPELINE REHABILITATION S-1 (MAP B)

SENIOR ENGINEER
WENDY GAMBOA
619-235-1971

PROJECT MANAGER
LUIS SCHAAR
619-533-4641

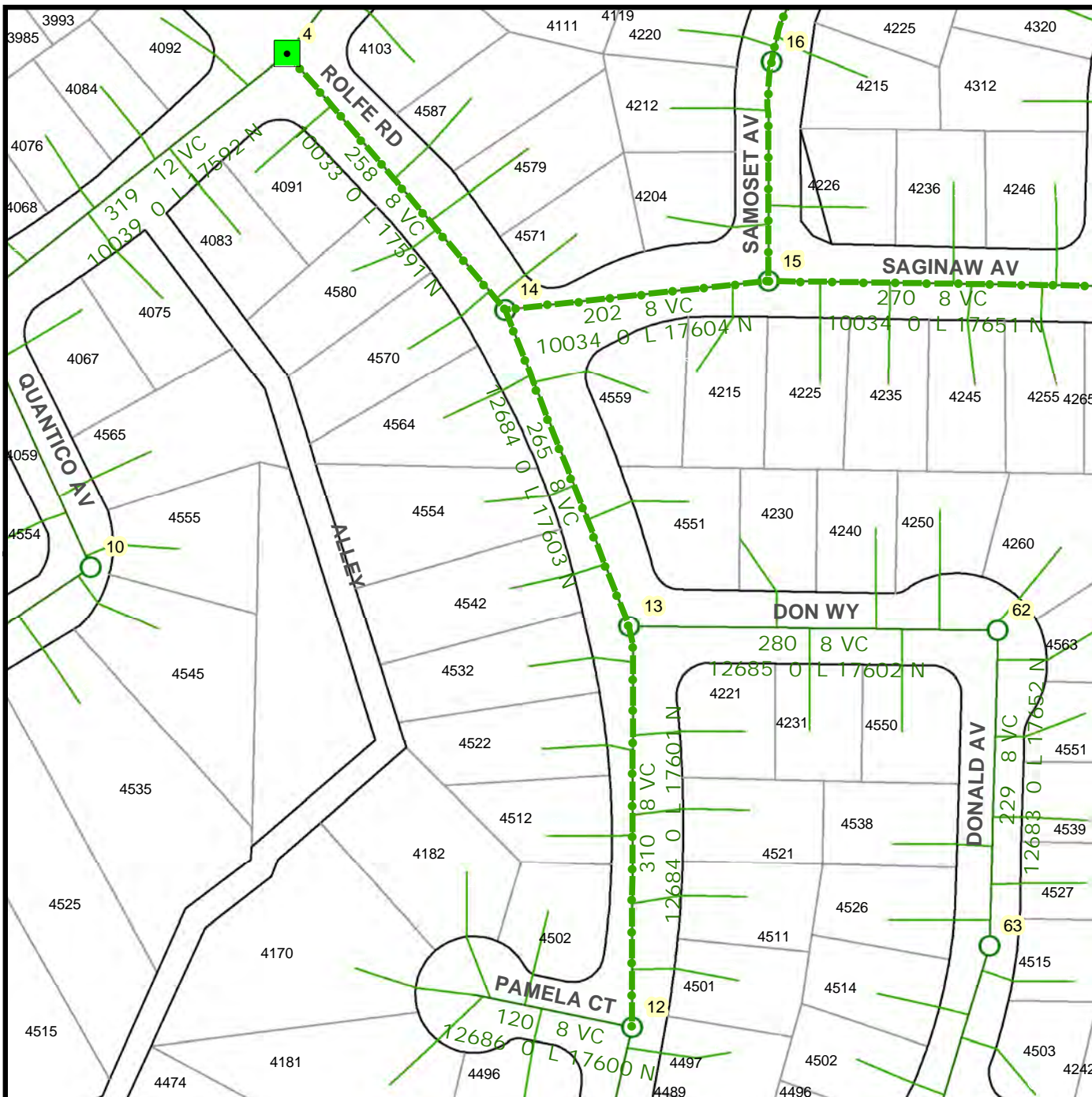
PROJECT ENGINEER
JING DEBELISO
619-533-5285

PUBLIC INFORMATION OFFICER

619-533-4207



Division Name - ROW



Legend

- Rehab S-1 Scope
- Point Repair Segment Line

DETAIL SHEET B-6

- ✱ New Cleanout
- MH-Rehab

- Existing Laterals
- Existing MH
- MH-Replace



COMMUNITY: CLAIREMONT MESA
NORTH CLAIREMONT

COUNCIL DISTRICT: 6

SAP ID: B-11078 (S)

Date: August 8th, 2011

Pipeline Rehabilitation S-1



Appendix D Location Maps and Information



THIS MAP/DATA IS PROVIDED WITHOUT WARRANTY OF ANY KIND, EITHER EXPRESS OR IMPLIED, INCLUDING, BUT NOT LIMITED TO, THE IMPLIED WARRANTIES OR MERCHANTABILITY AND FITNESS FOR A PARTICULAR PURPOSE. Note: This product may contain information reproduced with permission granted by RAND McNALLY & COMPANY to SanGIS. This map is copyrighted by RAND McNALLY & COMPANY. It is unlawful to copy or reproduce all or any part thereof, whether for personal use or resale, without the prior, written permission of RAND McNALLY & COMPANY.

PIPELINE REHABILITATION S-1 (MAP C)

SENIOR ENGINEER
WENDY GAMBOA
619-235-1971

PROJECT MANAGER
LUIS SCHAAR
619-533-4641

PROJECT ENGINEER
JING DEBELISO
619-533-5285

PUBLIC INFORMATION OFFICER

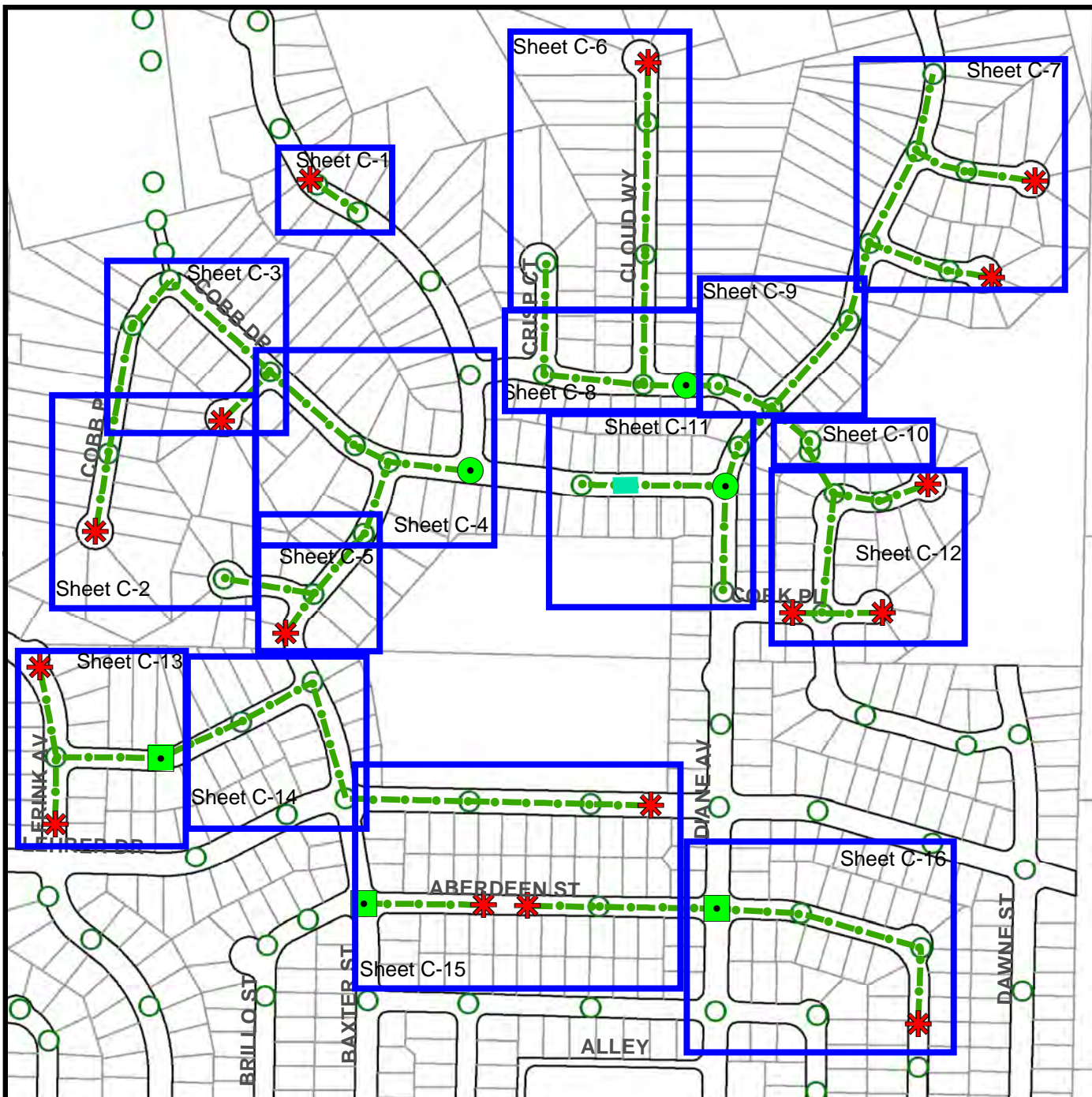
619-533-4207



Division Name - If Needed



THIS MAP/DATA IS PROVIDED WITHOUT WARRANTY OF ANY KIND, EITHER EXPRESS OR IMPLIED, INCLUDING, BUT NOT LIMITED TO, THE IMPLIED WARRANTIES OR MERCHANTABILITY AND FITNESS FOR A PARTICULAR PURPOSE. Note: This product may contain information reproduced with permission granted by RAND McNALLY & COMPANY to SanGIS. This map is copyrighted by RAND McNALLY & COMPANY. It is unlawful to copy or reproduce all or any part thereof, whether for personal use or resale, without the prior permission of RAND McNALLY & COMPANY.



Legend

- Rehab S-1 Scope
- New Cleanout
- Existing MH
- Point Repair Segment Line
- MH-Rehab
- MH-Replace



COMMUNITY NAME: CLAIEMONT MESA

COUNCIL DISTRICT: 6

SAP ID: B-11078 (S)

Date: August 8th, 2011



THIS MAP/DATA IS PROVIDED WITHOUT WARRANTY OF ANY KIND, EITHER EXPRESS OR IMPLIED, INCLUDING, BUT NOT LIMITED TO, THE IMPLIED WARRANTIES OR MERCHANTABILITY AND FITNESS FOR A PARTICULAR PURPOSE. Note: This product may contain information reproduced with permission granted by RAND McNALLY & COMPANY to SanGIS. This map is copyrighted by RAND McNALLY & COMPANY. It is unlawful to copy or reproduce all or any part thereof, whether for personal use or resale, without the prior, written permission of RAND McNALLY & COMPANY.

PIPELINE REHABILITATION S-1 (MAP C)



SENIOR ENGINEER
WENDY GAMBOA
619-235-1971

PROJECT MANAGER
LUIS SCHAAR
619-533-4641

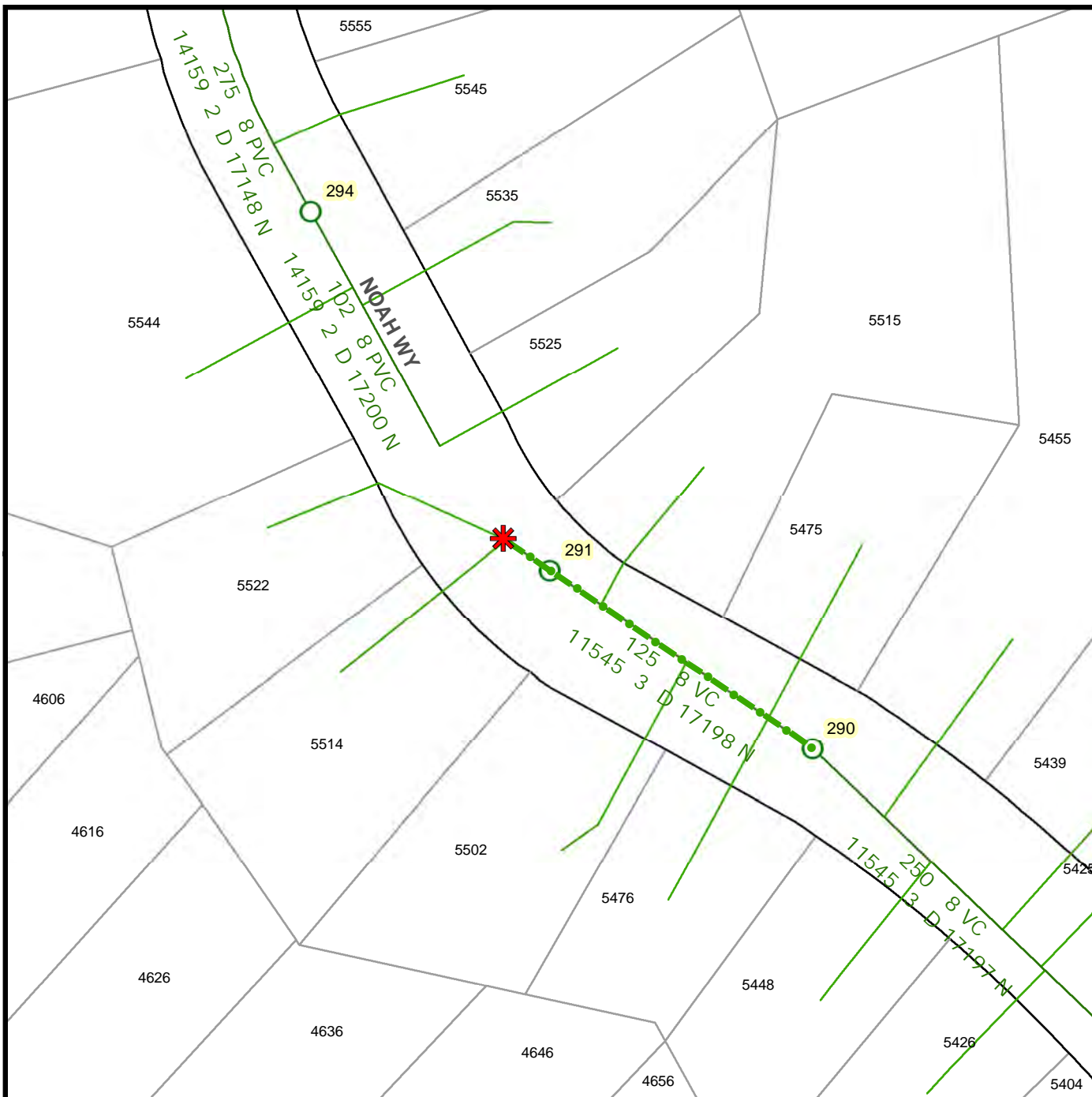
PROJECT ENGINEER
JING DEBELISO
619-533-5285

PUBLIC INFORMATION OFFICER

619-533-4207



Division Name - ROW



Legend

- Rehab S-1 Scope
- Point Repair Segment Line

DETAIL SHEET C-1

- ✱ New Cleanout
- MH-Rehab

- Existing Laterals
- Existing MH
- MH-Replace



COMMUNITY: CLAIREMONT MESA
NORTH CLAIREMONT

COUNCIL DISTRICT: 6

SAP ID: B-11078 (S)

Date: August 8th, 2011
Pipeline Rehabilitation S-1



Appendix D Location Maps and Information



PIPELINE REHABILITATION S-1 (MAP C)



SENIOR ENGINEER
WENDY GAMBOA
619-235-1971

PROJECT MANAGER
LUIS SCHAAR
619-533-4641

PROJECT ENGINEER
JING DEBELISO
619-533-5285

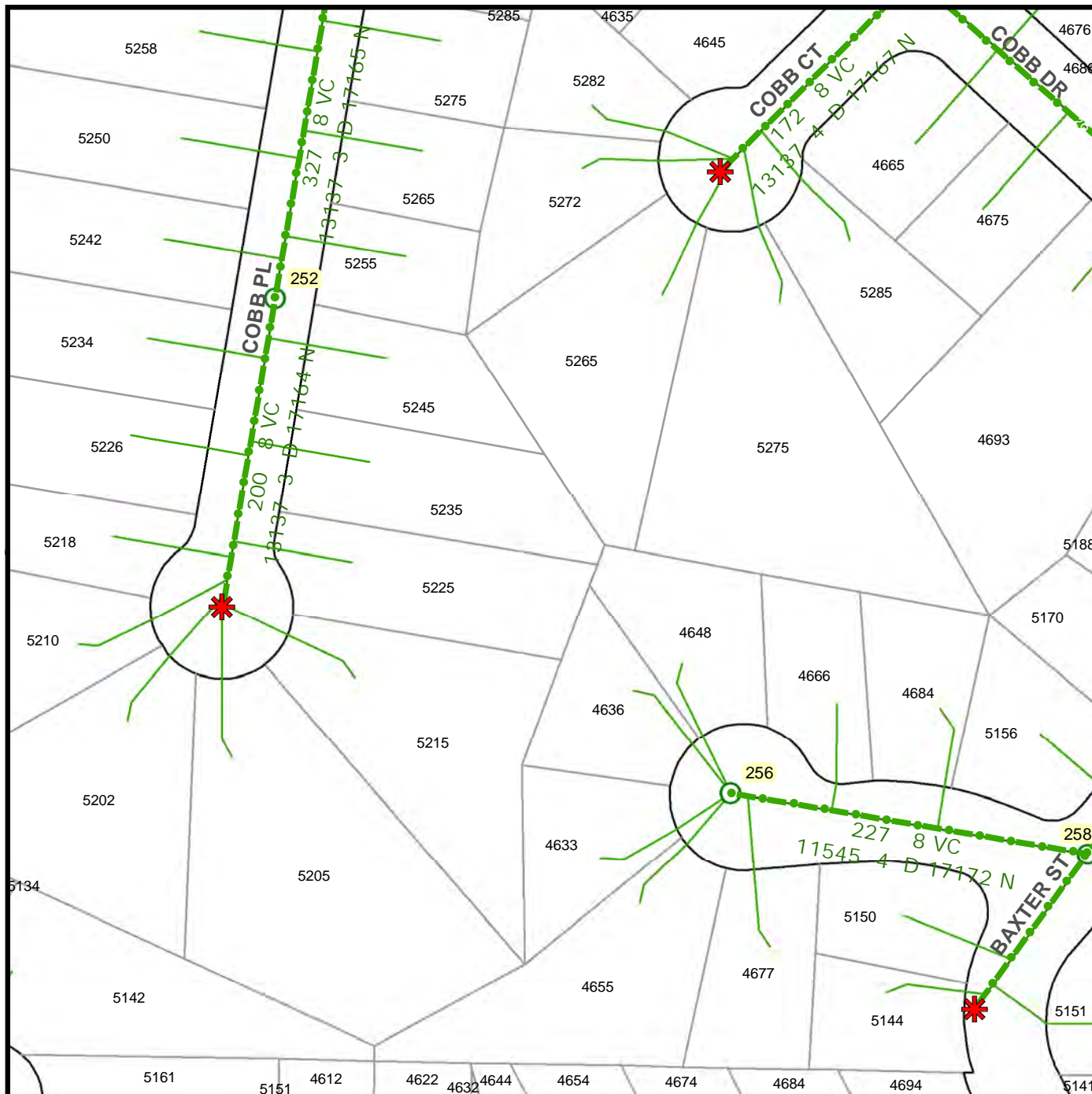
PUBLIC INFORMATION OFFICER

619-533-4207



Division Name -ROW

THIS MAP/DATA IS PROVIDED WITHOUT WARRANTY OF ANY KIND, EITHER EXPRESS OR IMPLIED, INCLUDING, BUT NOT LIMITED TO, THE IMPLIED WARRANTIES OR MERCHANTABILITY AND FITNESS FOR A PARTICULAR PURPOSE. Note: This product may contain information reproduced with permission granted by RAND McNALLY & COMPANY to SanGIS. This map is copyrighted by RAND McNALLY & COMPANY. It is unlawful to copy or reproduce all or any part thereof, whether for personal use or resale, without the prior, written permission of RAND McNALLY & COMPANY.



Legend

- Rehab S-1 Scope
- Point Repair Segment Line

DETAIL SHEET C-2

- ✱ New Cleanout
- MH-Rehab

- Existing Laterals
- Existing MH
- MH-Replace



COMMUNITY: CLAIREMONT MESA
NORTH CLAIREMONT

COUNCIL DISTRICT: 6

SAP ID: B-11078 (S)



PIPELINE REHABILITATION S-1 (MAP C)

SENIOR ENGINEER
WENDY GAMBOA
619-235-1971

PROJECT MANAGER
LUIS SCHAAR
619-533-4641

PROJECT ENGINEER
JING DEBELISO
619-533-5285

PUBLIC INFORMATION OFFICER

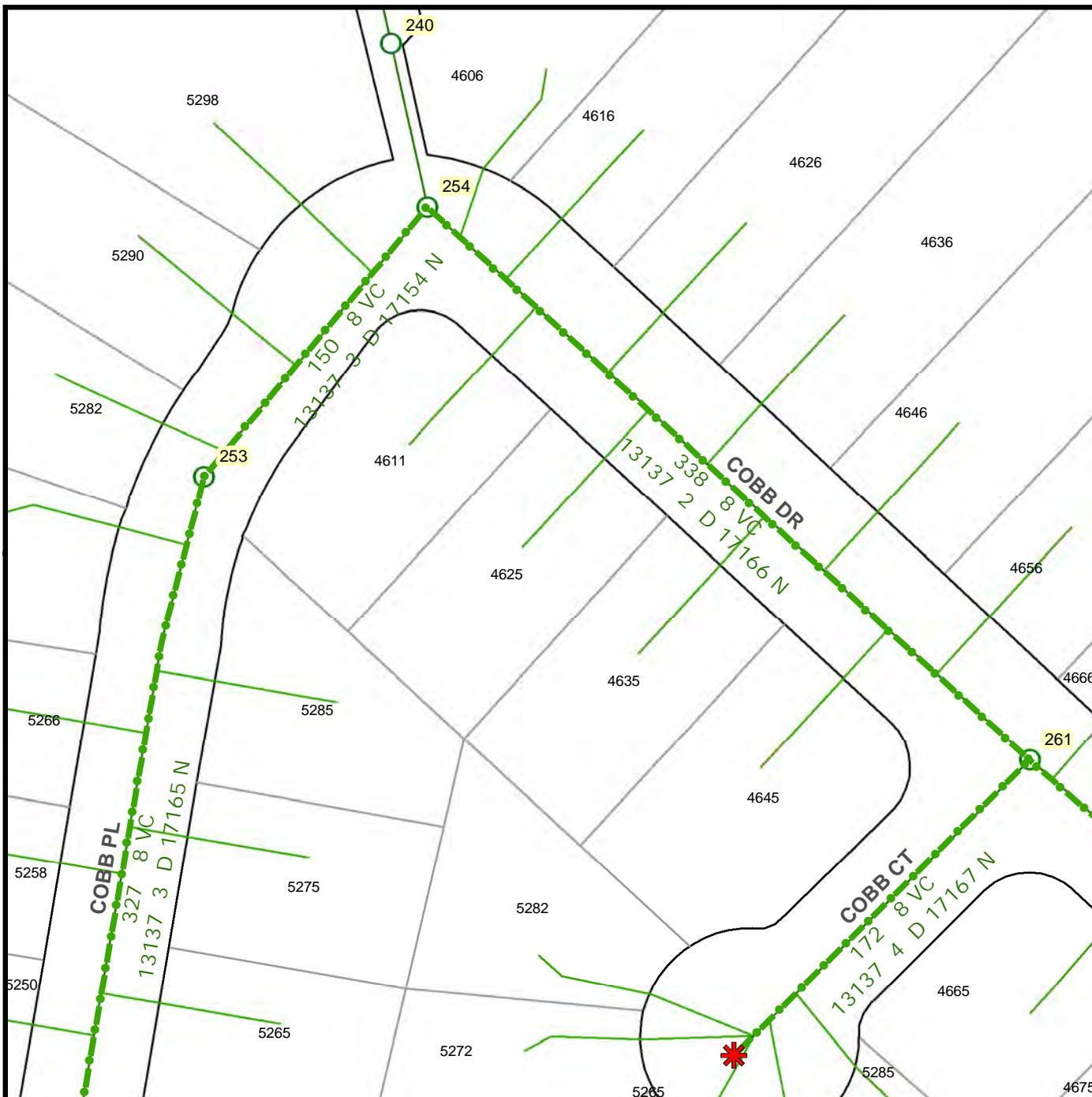
619-533-4207



Division Name - ROW



THIS MAP/DATA IS PROVIDED WITHOUT WARRANTY OF ANY KIND, EITHER EXPRESS OR IMPLIED, INCLUDING, BUT NOT LIMITED TO, THE IMPLIED WARRANTIES OR MERCHANTABILITY AND FITNESS FOR A PARTICULAR PURPOSE. Note: This product may contain information reproduced with permission granted by RAND McNALLY & COMPANY to SanGIS. This map is copyrighted by RAND McNALLY & COMPANY. It is unlawful to copy or reproduce all or any part thereof, whether for personal use or resale, without the prior, written permission of RAND McNALLY & COMPANY.



Legend

- Rehab S-1 Scope
- Point Repair Segment Line

DETAIL SHEET C-3

- ✱ New Cleanout
- MH-Rehab

- Existing Laterals
- Existing MH
- MH-Replace



COMMUNITY: CLAIREMONT MESA
NORTH CLAIREMONT

COUNCIL DISTRICT: 6

SAP ID: B-11078 (S)

Date: August 8th, 2011
Pipeline Rehabilitation S-1



Appendix D Location Maps and Information



PIPELINE REHABILITATION S-1 (MAP C)

SENIOR ENGINEER
WENDY GAMBOA
619-235-1971

PROJECT MANAGER
LUIS SCHAAR
619-533-4641

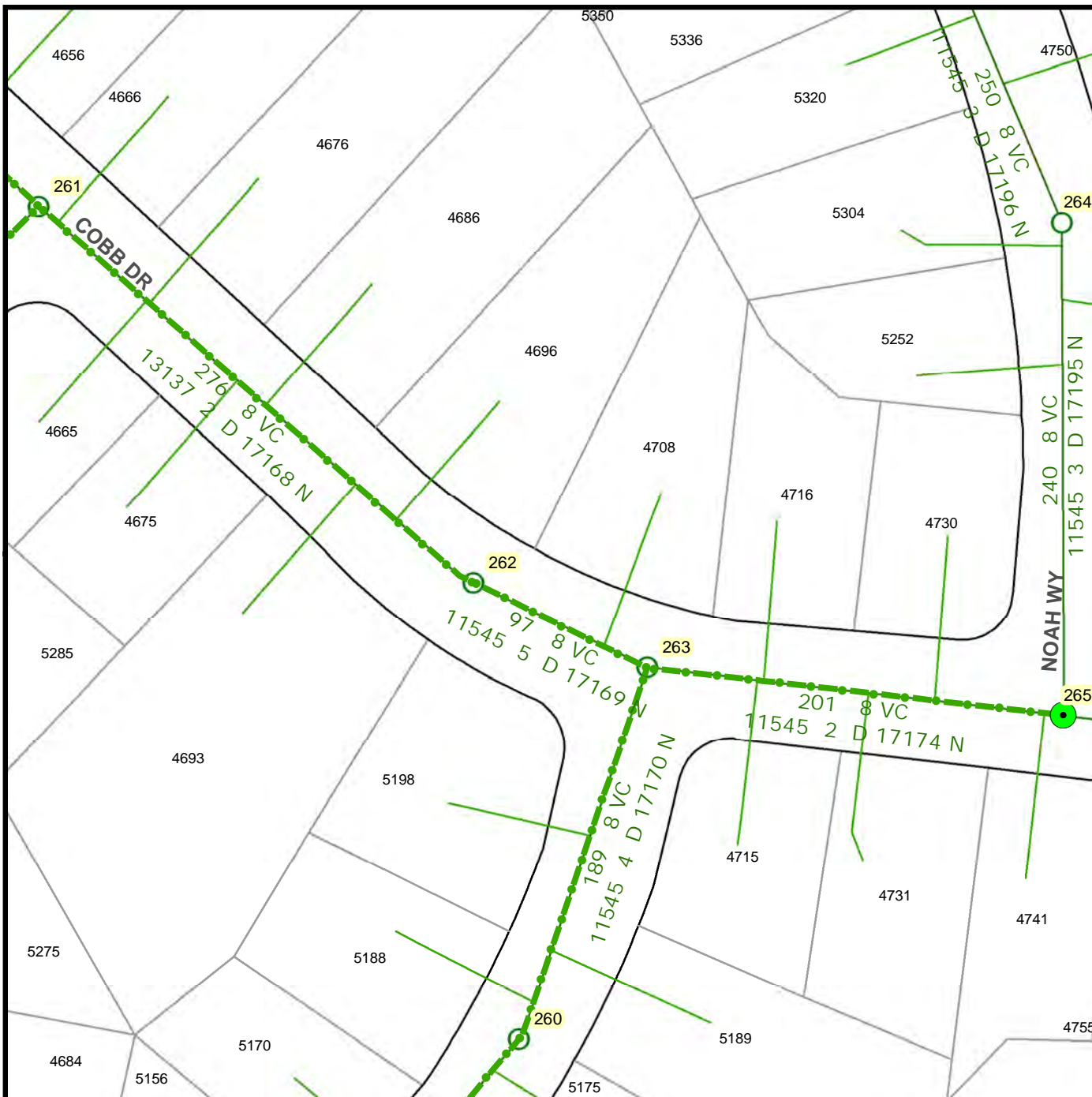
PROJECT ENGINEER
JING DEBELISO
619-533-5285

PUBLIC INFORMATION OFFICER

619-533-4207



Division Name - ROW



Legend

- Rehab S-1 Scope
- Point Repair Segment Line

DETAIL SHEET C-4

- ✱ New Cleanout
- MH-Rehab

- Existing Laterals
- Existing MH
- MH-Replace



COMMUNITY: CLAIREMONT MESA
NORTH CLAIREMONT

COUNCIL DISTRICT: 6

SAP ID: B-11078 (S)

Date: August 8th, 2011
Pipeline Rehabilitation S-1



Appendix D Location Maps and Information



THIS MAP/DATA IS PROVIDED WITHOUT WARRANTY OF ANY KIND, EITHER EXPRESS OR IMPLIED, INCLUDING, BUT NOT LIMITED TO, THE IMPLIED WARRANTIES OR MERCHANTABILITY AND FITNESS FOR A PARTICULAR PURPOSE. Note: This product may contain information reproduced with permission granted by RAND McNALLY & COMPANY to SanGIS. This map is copyrighted by RAND McNALLY & COMPANY. It is unlawful to copy or reproduce all or any part thereof, whether for personal use or resale, without the prior written permission of RAND McNALLY & COMPANY.

PIPELINE REHABILITATION S-1 (MAP C)


SENIOR ENGINEER
WENDY GAMBOA
619-235-1971

PROJECT MANAGER
LUIS SCHAAR
619-533-4641

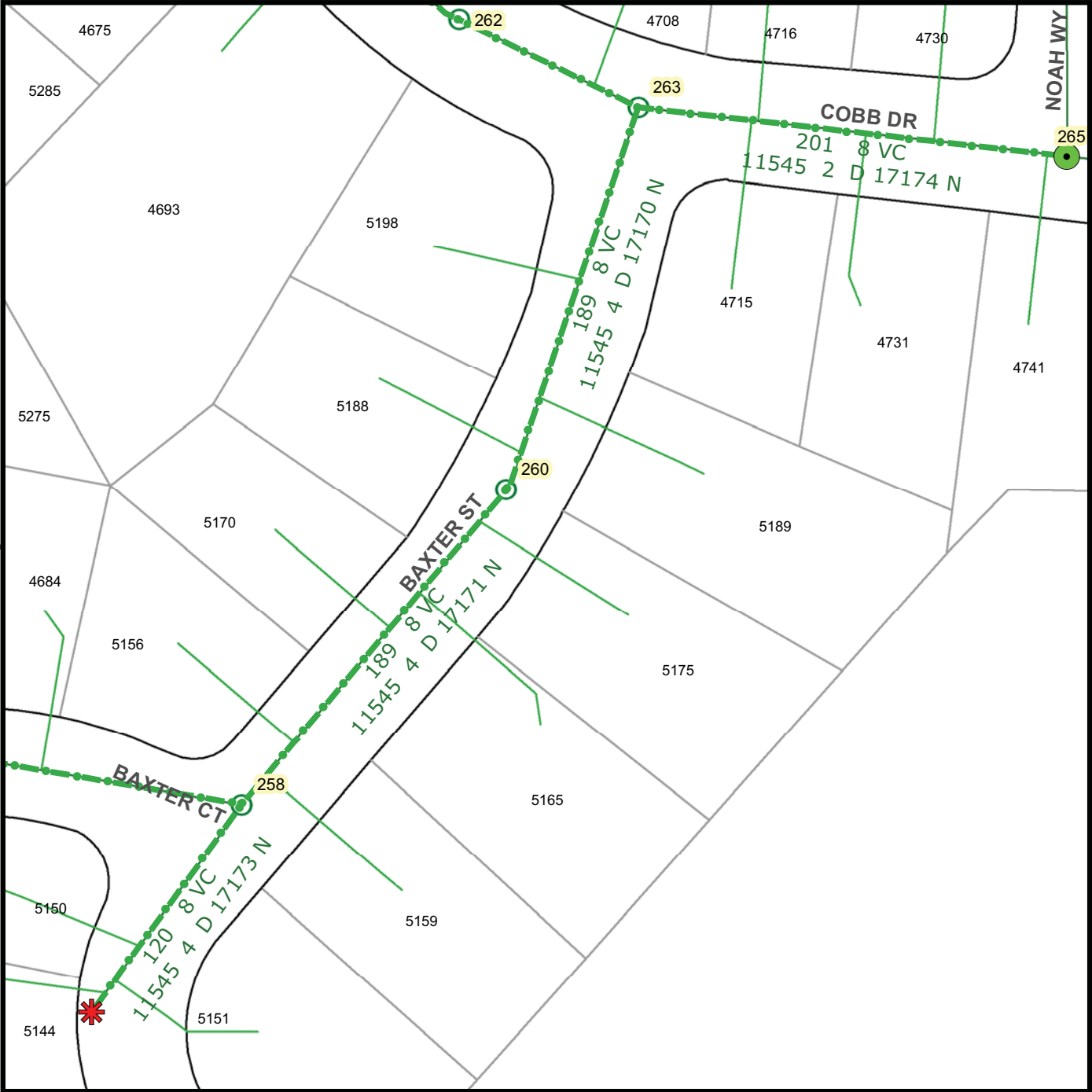
PROJECT ENGINEER
JING DEBELISO
619-533-5285

PUBLIC INFORMATION OFFICER

619-533-4207



Division Name - ROW



THIS MAP/DATA IS PROVIDED WITHOUT WARRANTY OF ANY KIND, EITHER EXPRESS OR IMPLIED, INCLUDING, BUT NOT LIMITED TO, THE IMPLIED WARRANTIES OR MERCHANTABILITY AND FITNESS FOR A PARTICULAR PURPOSE. Note: This product may contain information reproduced with permission granted by RAND McNALLY & COMPANY to SanGIS. This map is copyrighted by RAND McNALLY & COMPANY. It is unlawful to copy or reproduce all or any part thereof, whether for personal use or resale, without the prior, written permission of RAND McNALLY & COMPANY.

Legend

- Rehab S-1 Scope
- Point Repair Segment Line

DETAIL SHEET C-5

- ✱ New Cleanout
- MH-Rehab

- Existing Laterals
- Existing MH
- MH-Replace



COMMUNITY:CLAIREMONT MESA
NORTH CLAIREMONT

COUNCIL DISTRICT: 6

SAP ID: B-11078 (S)



PIPELINE REHABILITATION S-1 (MAP C)



SENIOR ENGINEER
WENDY GAMBOA
619-235-1971

PROJECT MANAGER
LUIS SCHAAR
619-533-4641

PROJECT ENGINEER
JING DEBELISO
619-533-5285

PUBLIC INFORMATION OFFICER

619-533-4207



Division Name - ROW



Legend

--- Rehab S-1 Scope

--- Point Repair Segment Line

DETAIL SHEET C-6

* New Cleanout

■ MH-Rehab

--- Existing Laterals

○ Existing MH

● MH-Replace



COMMUNITY:CLAIREMONT MESA
NORTH CLAIREMONT

COUNCIL DISTRICT: 6

SAP ID: B-11078 (S)

Date: August 8th, 2011
Pipeline Rehabilitation S-1



Appendix D Location Maps and Information



THIS MAP/DATA IS PROVIDED WITHOUT WARRANTY OF ANY KIND, EITHER EXPRESS OR IMPLIED, INCLUDING, BUT NOT LIMITED TO, THE IMPLIED WARRANTIES OR MERCHANTABILITY AND FITNESS FOR A PARTICULAR PURPOSE. Note: This product may contain information reproduced with permission granted by RAND McNALLY & COMPANY to SanGIS. This map is copyrighted by RAND McNALLY & COMPANY. It is unlawful to copy or reproduce all or any part thereof, whether for personal use or resale, without the prior, written permission of RAND McNALLY & COMPANY.

PIPELINE REHABILITATION S-1 (MAP C)

SENIOR ENGINEER
WENDY GAMBOA
619-235-1971

PROJECT MANAGER
LUIS SCHAAR
619-533-4641

PROJECT ENGINEER
JING DEBELISO
619-533-5285

PUBLIC INFORMATION OFFICER

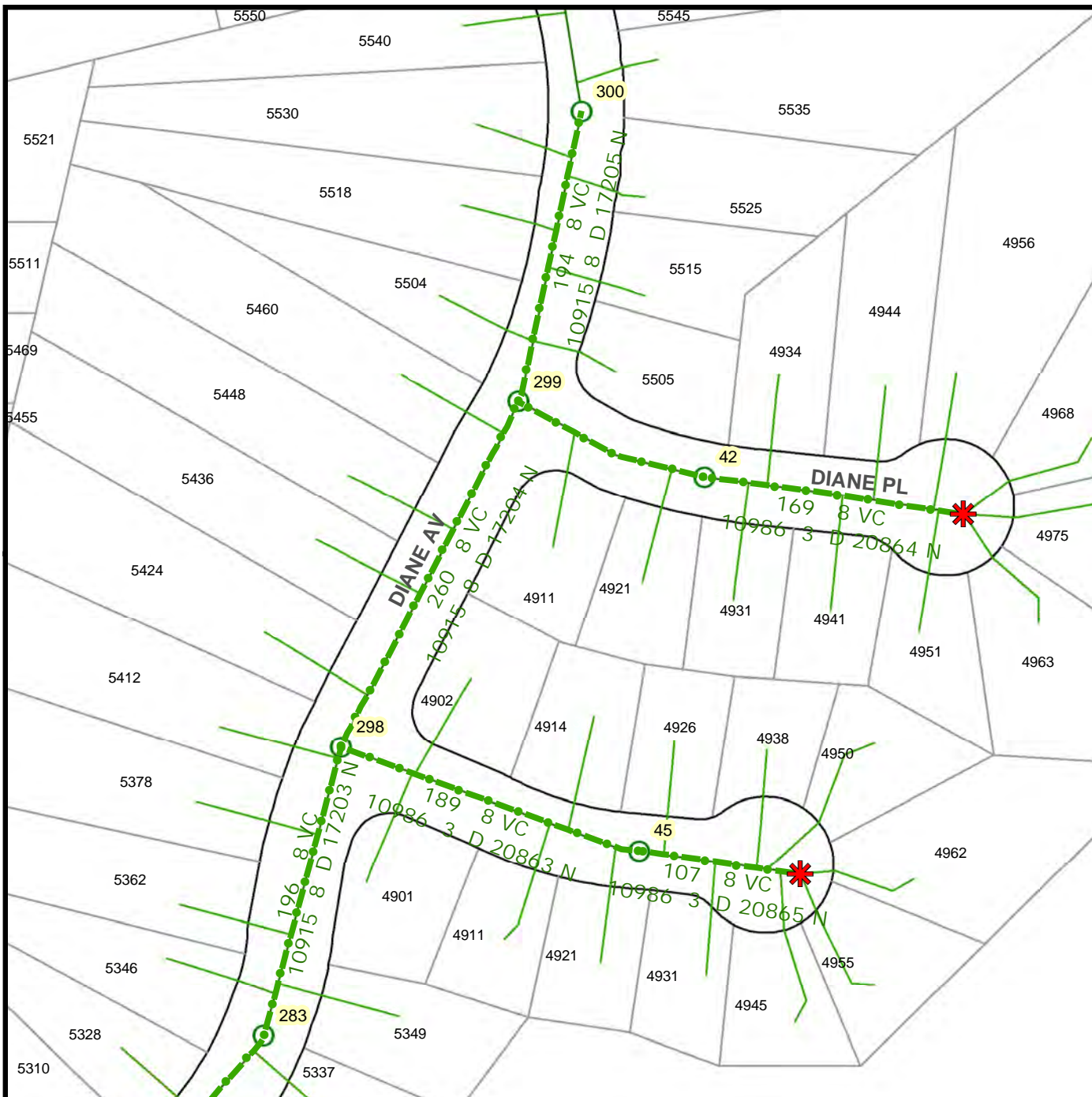
619-533-4207



Division Name - ROW



THIS MAP/DATA IS PROVIDED WITHOUT WARRANTY OF ANY KIND, EITHER EXPRESS OR IMPLIED, INCLUDING, BUT NOT LIMITED TO, THE IMPLIED WARRANTIES OR MERCHANTABILITY AND FITNESS FOR A PARTICULAR PURPOSE. Note: This product may contain information reproduced with permission granted by RAND McNALLY & COMPANY to SanGIS. This map is copyrighted by RAND McNALLY & COMPANY. It is unlawful to copy or reproduce all or any part thereof, whether for personal use or resale, without the prior permission of RAND McNALLY & COMPANY.



Legend

- - - Rehab S-1 Scope
- Point Repair Segment Line

DETAIL SHEET C-7

- * New Cleanout
- MH-Rehab

- Existing Laterals
- Existing MH
- MH-Replace



COMMUNITY: CLAIREMONT MESA
NORTH CLAIREMONT

COUNCIL DISTRICT: 6

SAP ID: B-11078 (S)



PIPELINE REHABILITATION S-1 (MAP C)

SENIOR ENGINEER
WENDY GAMBOA
619-235-1971

PROJECT MANAGER
LUIS SCHAAR
619-533-4641

PROJECT ENGINEER
JING DEBELISO
619-533-5285

PUBLIC INFORMATION OFFICER

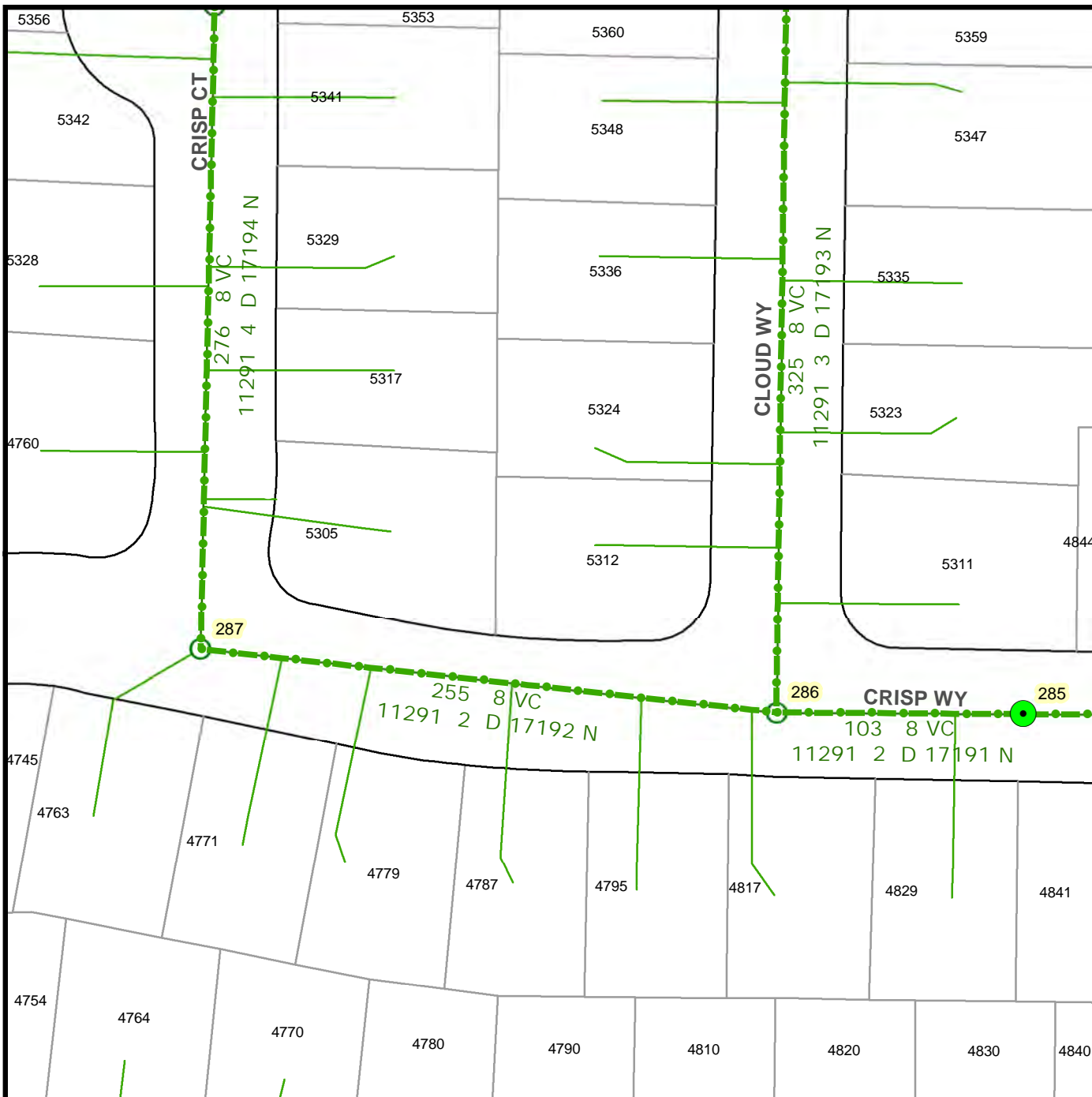
619-533-4207



Division Name - ROW



THIS MAP/DATA IS PROVIDED WITHOUT WARRANTY OF ANY KIND, EITHER EXPRESS OR IMPLIED, INCLUDING, BUT NOT LIMITED TO, THE IMPLIED WARRANTIES OR MERCHANTABILITY AND FITNESS FOR A PARTICULAR PURPOSE. Note: This product may contain information reproduced with permission granted by RAND McNALLY & COMPANY to SanGIS. This map is copyrighted by RAND McNALLY & COMPANY. It is unlawful to copy or reproduce all or any part thereof, whether for personal use or resale, without the prior permission of RAND McNALLY & COMPANY.



Legend

- Rehab S-1 Scope
- Point Repair Segment Line

DETAIL SHEET C-8

- ✳ New Cleanout
- MH-Rehab

- Existing Laterals
- Existing MH
- MH-Replace



COMMUNITY:CLAIREMONT MESA
NORTH CLAIREMONT

COUNCIL DISTRICT: 6

SAP ID: B-11078 (S)



PIPELINE REHABILITATION S-1 (MAP C)

SENIOR ENGINEER
WENDY GAMBOA
619-235-1971

PROJECT MANAGER
LUIS SCHAAR
619-533-4641

PROJECT ENGINEER
JING DEBELISO
619-533-5285

PUBLIC INFORMATION OFFICER

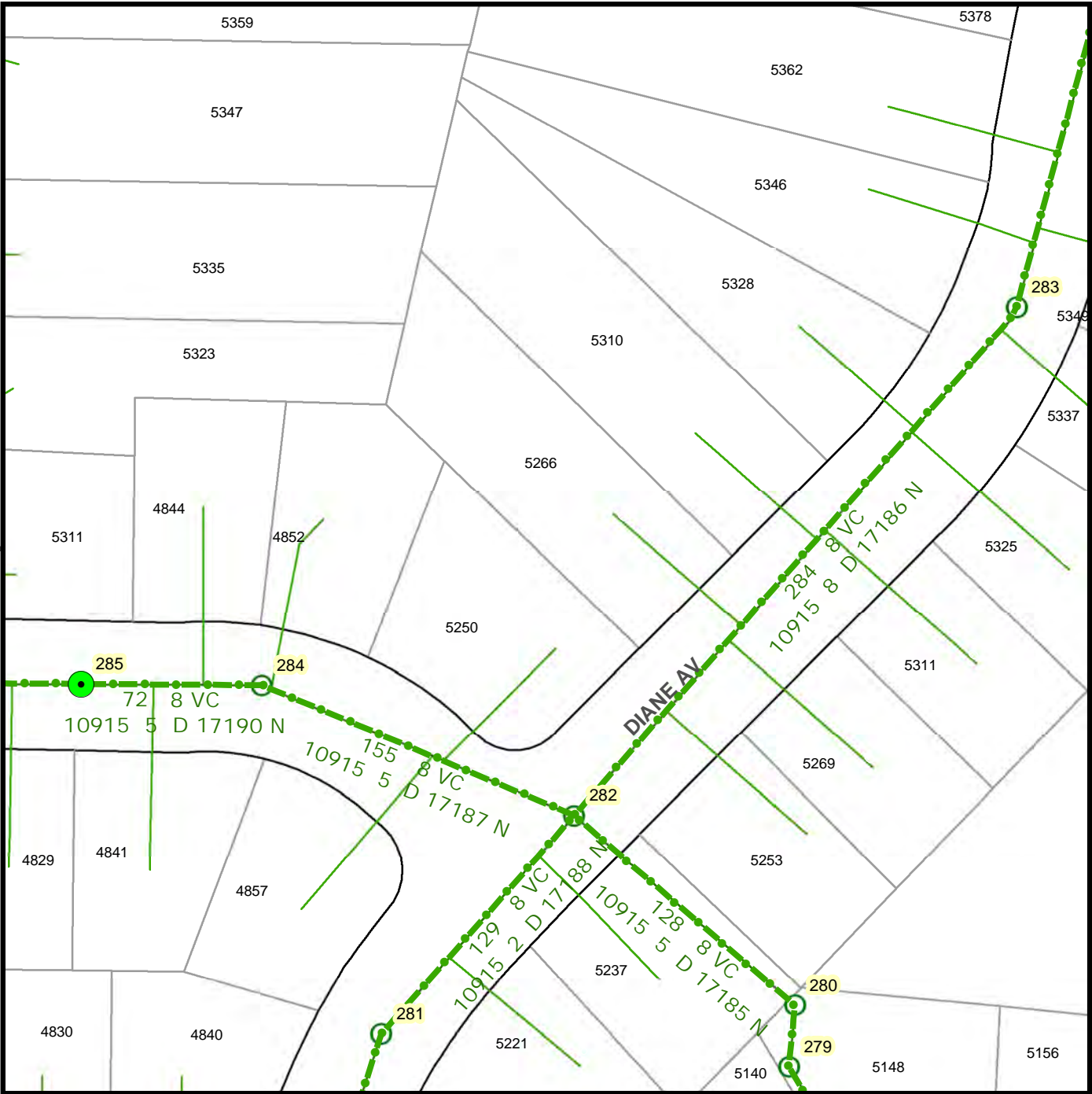
619-533-4207



Division Name - ROW



THIS MAP/DATA IS PROVIDED WITHOUT WARRANTY OF ANY KIND, EITHER EXPRESS OR IMPLIED, INCLUDING, BUT NOT LIMITED TO, THE IMPLIED WARRANTIES OR MERCHANTABILITY AND FITNESS FOR A PARTICULAR PURPOSE. Note: This product may contain information reproduced with permission granted by RAND McNALLY & COMPANY to SanGIS. This map is copyrighted by RAND McNALLY & COMPANY. It is unlawful to copy or reproduce all or any part thereof, whether for personal use or resale, without the prior permission of RAND McNALLY & COMPANY.



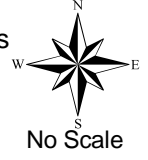
Legend

- Rehab S-1 Scope
- Point Repair Segment Line

DETAIL SHEET C-9

- ✱ New Cleanout
- MH-Rehab

- Existing Laterals
- Existing MH
- MH-Replace



COMMUNITY:CLAIREMONT MESA
NORTH CLAIREMONT

COUNCIL DISTRICT: 6

SAP ID: B-11078 (S)



PIPELINE REHABILITATION S-1 (MAP C)

SENIOR ENGINEER
WENDY GAMBOA
619-235-1971

PROJECT MANAGER
LUIS SCHAAR
619-533-4641

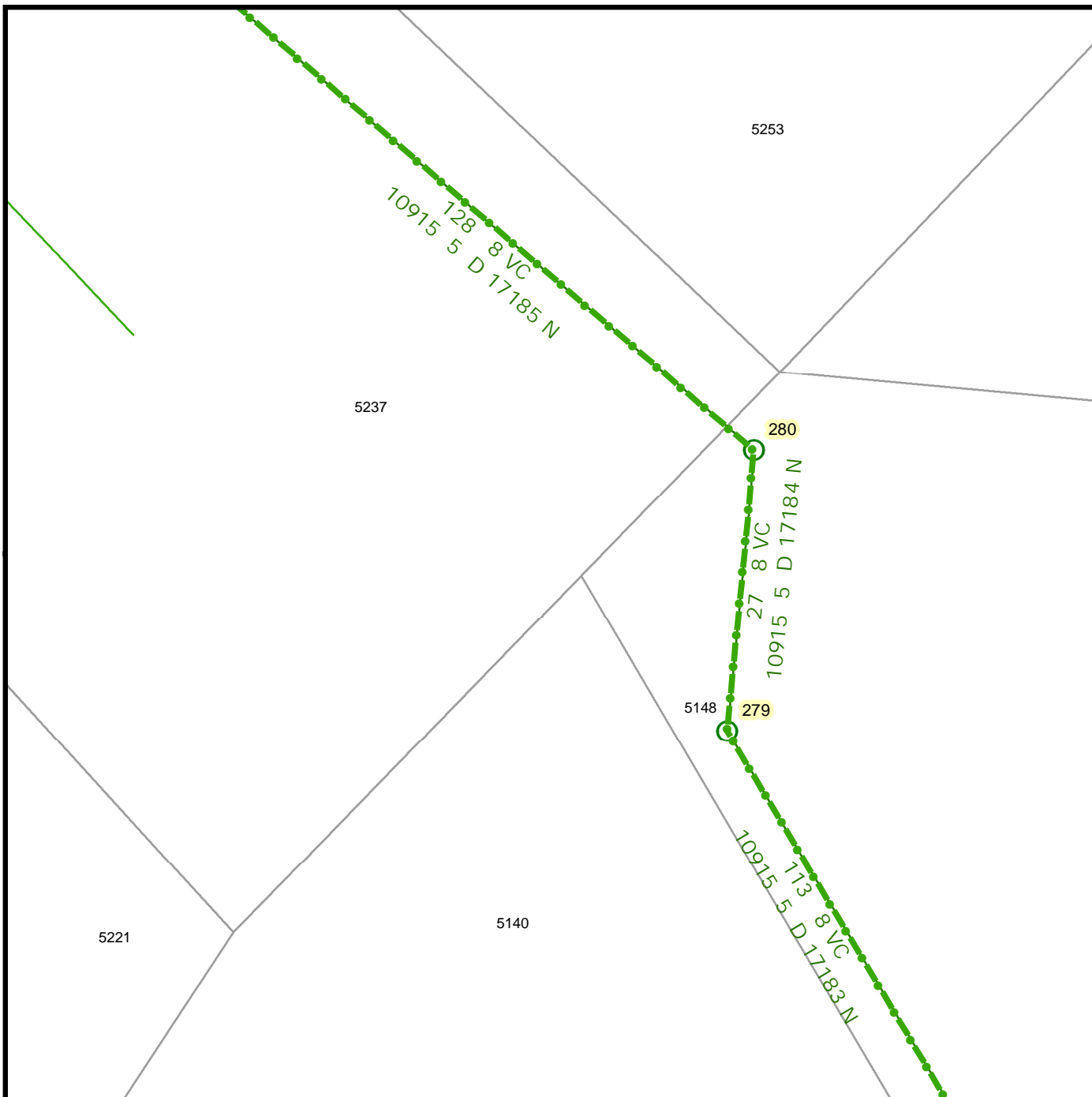
PROJECT ENGINEER
JING DEBELISO
619-533-5285

PUBLIC INFORMATION OFFICER

619-533-4207



Division Name - ROW



Legend

- - - Rehab S-1 Scope
- Point Repair Segment Line

DETAIL SHEET C-10

- ✱ New Cleanout
- MH-Rehab

- Existing Laterals
- Existing MH
- MH-Replace



COMMUNITY:CLAIREMONT MESA
NORTH CLAIRMONT

COUNCIL DISTRICT: 6

SAP ID: B-11078 (S)

Date: August 8th, 2011
Pipeline Rehabilitation S-1



Appendix D Location Maps and Information



THIS MAP/DATA IS PROVIDED WITHOUT WARRANTY OF ANY KIND, EITHER EXPRESS OR IMPLIED, INCLUDING, BUT NOT LIMITED TO, THE IMPLIED WARRANTIES OR MERCHANTABILITY AND FITNESS FOR A PARTICULAR PURPOSE. Note: This product may contain information reproduced with permission granted by RAND McNALLY & COMPANY to SanGIS. This map is copyrighted by RAND McNALLY & COMPANY. It is unlawful to copy or reproduce all or any part thereof, whether for personal use or resale, without the prior, written permission of RAND McNALLY & COMPANY.

PIPELINE REHABILITATION S-1 (MAP C)

SENIOR ENGINEER
WENDY GAMBOA
619-235-1971

PROJECT MANAGER
LUIS SCHAAR
619-533-4641

PROJECT ENGINEER
JING DEBELISO
619-533-5285

PUBLIC INFORMATION OFFICER

619-533-4207



Division Name - ROW



Legend

Rehab S-1 Scope

Point Repair Segment Line

DETAIL SHEET C-11

New Cleanout

MH-Rehab

Existing Laterals

Existing MH

MH-Replace



COMMUNITY:CLAIREMONT MESA
NORTH CLAIREMONT

COUNCIL DISTRICT: 6

SAP ID: B-11078 (S)

Date: August 8th, 2011
Pipeline Rehabilitation S-1



Appendix D Location Maps and Information



THIS MAP/DATA IS PROVIDED WITHOUT WARRANTY OF ANY KIND, EITHER EXPRESS OR IMPLIED, INCLUDING, BUT NOT LIMITED TO, THE IMPLIED WARRANTIES OR MERCHANTABILITY AND FITNESS FOR A PARTICULAR PURPOSE. Note: This product may contain information reproduced with permission granted by RAND McNALLY & COMPANY to SanGIS. This map is copyrighted by RAND McNALLY & COMPANY. It is unlawful to copy or reproduce all or any part thereof, whether for personal use or resale, without the prior, written permission of RAND McNALLY & COMPANY.

PIPELINE REHABILITATION S-1 (MAP C)

SENIOR ENGINEER
WENDY GAMBOA
619-235-1971

PROJECT MANAGER
LUIS SCHAAR
619-533-4641

PROJECT ENGINEER
JING DEBELISO
619-533-5285

PUBLIC INFORMATION OFFICER

619-533-4207



Division Name - ROW



THIS MAP/DATA IS PROVIDED WITHOUT WARRANTY OF ANY KIND, EITHER EXPRESS OR IMPLIED, INCLUDING, BUT NOT LIMITED TO, THE IMPLIED WARRANTIES OR MERCHANTABILITY AND FITNESS FOR A PARTICULAR PURPOSE. Note: This product may contain information reproduced with permission granted by RAND McNALLY & COMPANY to SanGIS. This map is copyrighted by RAND McNALLY & COMPANY. It is unlawful to copy or reproduce all or any part thereof, whether for personal use or resale, without the prior, written permission of RAND McNALLY & COMPANY.



Legend

- - - Rehab S-1 Scope
- Point Repair Segment Line

DETAIL SHEET C-12

- * New Cleanout
- MH-Rehab

- Existing Laterals
- Existing MH
- MH-Replace



COMMUNITY:CLAIREMONT MESA
NORTH CLAIREMONT

COUNCIL DISTRICT: 6

SAP ID: B-11078 (S)



PIPELINE REHABILITATION S-1 (MAP C)

SENIOR ENGINEER
WENDY GAMBOA
619-235-1971

PROJECT MANAGER
LUIS SCHAAR
619-533-4641

PROJECT ENGINEER
JING DEBELISO
619-533-5285

PUBLIC INFORMATION OFFICER

619-533-4207



Division Name - ROW



THIS MAP/DATA IS PROVIDED WITHOUT WARRANTY OF ANY KIND, EITHER EXPRESS OR IMPLIED, INCLUDING, BUT NOT LIMITED TO, THE IMPLIED WARRANTIES OR MERCHANTABILITY AND FITNESS FOR A PARTICULAR PURPOSE. Note: This product may contain information reproduced with permission granted by RAND McNALLY & COMPANY to SanGIS. This map is copyrighted by RAND McNALLY & COMPANY. It is unlawful to copy or reproduce all or any part thereof, whether for personal use or resale, without the prior, written permission of RAND McNALLY & COMPANY.



Legend

- - - Rehab S-1 Scope
- Point Repair Segment Line

DETAIL SHEET C-13

- * New Cleanout
- MH-Rehab

- Existing Laterals
- Existing MH
- MH-Replace



COMMUNITY: CLAIREMONT MESA
NORTH CLAIREMONT

COUNCIL DISTRICT: 6

SAP ID: B-11078 (S)



PIPELINE REHABILITATION S-1 (MAP C)

SENIOR ENGINEER
WENDY GAMBOA
619-235-1971

PROJECT MANAGER
LUIS SCHAAR
619-533-4641

PROJECT ENGINEER
JING DEBELISO
619-533-5285

PUBLIC INFORMATION OFFICER

619-533-4207



Division Name - ROW



Legend

- Rehab S-1 Scope
- Point Repair Segment Line

DETAIL SHEET C-14

- ✱ New Cleanout
- MH-Rehab

- Existing Laterals
- Existing MH
- MH-Replace



COMMUNITY:CLAIREMONT MESA
NORTH CLAIREMONT

COUNCIL DISTRICT: 6

SAP ID: B-11078 (S)

Date: August 8th, 2011
Pipeline Rehabilitation S-1



Appendix D Location Maps and Information



THIS MAP/DATA IS PROVIDED WITHOUT WARRANTY OF ANY KIND, EITHER EXPRESS OR IMPLIED, INCLUDING, BUT NOT LIMITED TO, THE IMPLIED WARRANTIES OR MERCHANTABILITY AND FITNESS FOR A PARTICULAR PURPOSE. Note: This product may contain information reproduced with permission granted by RAND McNALLY & COMPANY. It is unlawful to copy or reproduce all or any part thereof, whether for personal use or resale, without the prior, written permission of RAND McNALLY & COMPANY.

PIPELINE REHABILITATION S-1 (MAP C)

SENIOR ENGINEER
WENDY GAMBOA
619-235-1971

PROJECT MANAGER
LUIS SCHAAR
619-533-4641

PROJECT ENGINEER
JING DEBELISO
619-533-5285

PUBLIC INFORMATION OFFICER

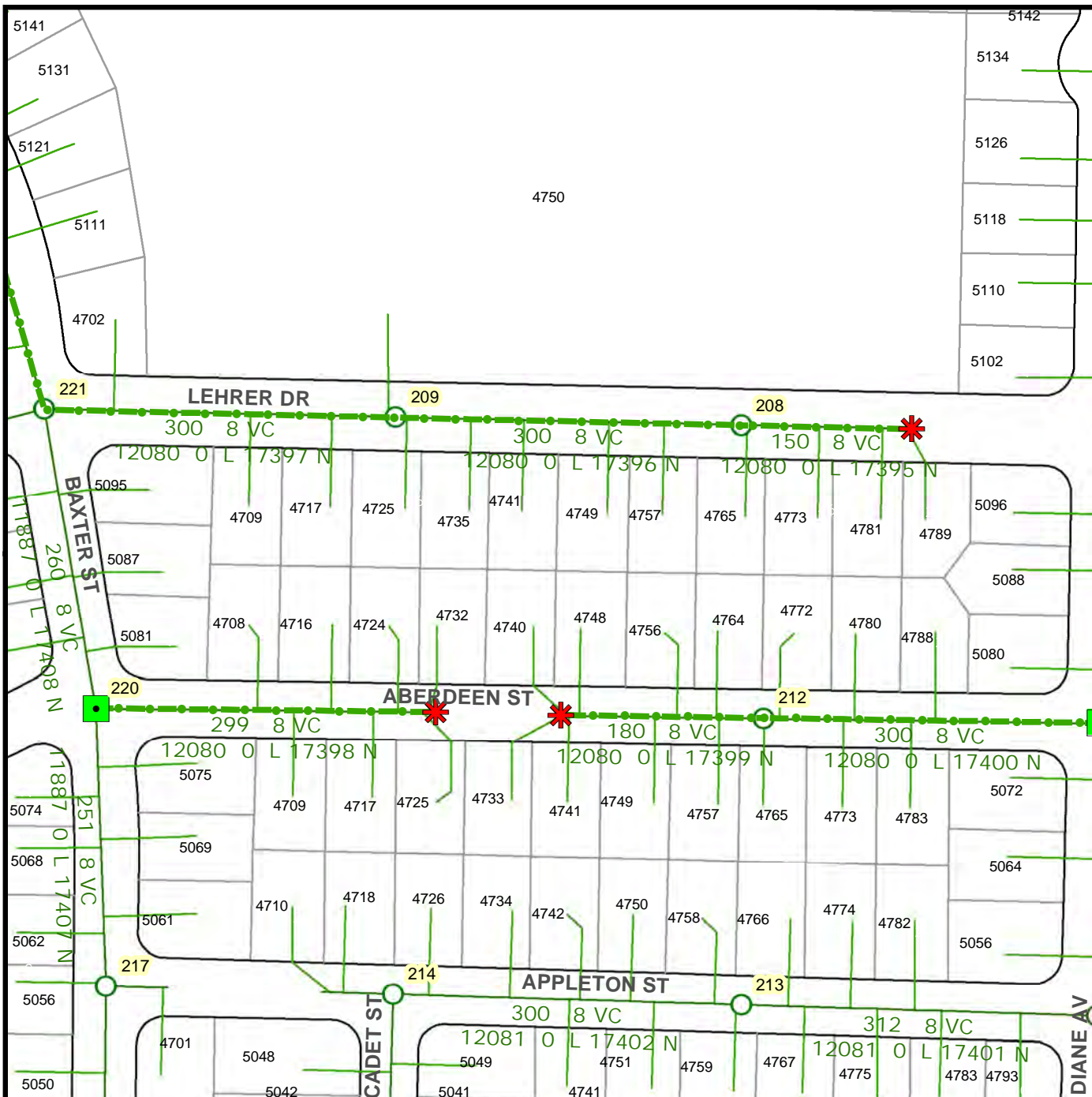
619-533-4207



Division Name -ROW



THIS MAP/DATA IS PROVIDED WITHOUT WARRANTY OF ANY KIND, EITHER EXPRESS OR IMPLIED, INCLUDING, BUT NOT LIMITED TO, THE IMPLIED WARRANTIES OR MERCHANTABILITY AND FITNESS FOR A PARTICULAR PURPOSE. Note: This product may contain information reproduced with permission granted by RAND McNALLY & COMPANY to SanGIS. This map is copyrighted by RAND McNALLY & COMPANY. It is unlawful to copy or reproduce all or any part thereof, whether for personal use or resale, without the prior permission of RAND McNALLY & COMPANY.



Legend

- - - Rehab S-1 Scope
- Point Repair Segment Line

DETAIL SHEET C-15

- * New Cleanout
- MH-Rehab

- Existing Laterals
- Existing MH
- MH-Replace



COMMUNITY:CLAIREMONT MESA
NORTH CLAIREMONT

COUNCIL DISTRICT: 6

SAP ID: B-11078 (S)

Date: August 8th, 2011
Pipeline Rehabilitation S-1



Appendix D Location Maps and Information



PIPELINE REHABILITATION S-1 (MAP C)

SENIOR ENGINEER
WENDY GAMBOA
619-235-1971

PROJECT MANAGER
LUIS SCHAAR
619-533-4641

PROJECT ENGINEER
JING DEBELISO
619-533-5285

PUBLIC INFORMATION OFFICER

619-533-4207



Division Name - ROW



THIS MAP/DATA IS PROVIDED WITHOUT WARRANTY OF ANY KIND, EITHER EXPRESS OR IMPLIED, INCLUDING, BUT NOT LIMITED TO, THE IMPLIED WARRANTIES OR MERCHANTABILITY AND FITNESS FOR A PARTICULAR PURPOSE. Note: This product may contain information reproduced with permission granted by RAND McNALLY & COMPANY to SanGIS. This map is copyrighted by RAND McNALLY & COMPANY. It is unlawful to copy or reproduce all or any part thereof, whether for personal use or resale, without the prior, written permission of RAND McNALLY & COMPANY.



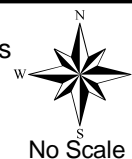
Legend

- - - Rehab S-1 Scope
- Point Repair Segment Line

DETAIL SHEET C-16

- * New Cleanout
- MH-Rehab

- Existing Laterals
- Existing MH
- MH-Replace



COMMUNITY:CLAIREMONT MESA
NORTH CLAIREMONT

COUNCIL DISTRICT: 6

SAP ID: B-11078 (S)

Date: August 8th, 2011
Pipeline Rehabilitation S-1



Appendix D Location Maps and Information



PIPELINE REHABILITATION S-1 (MAP D)

SENIOR ENGINEER
WENDY GAMBOA
619-235-1971

PROJECT MANAGER
LUIS SCHAAR
619-533-4641

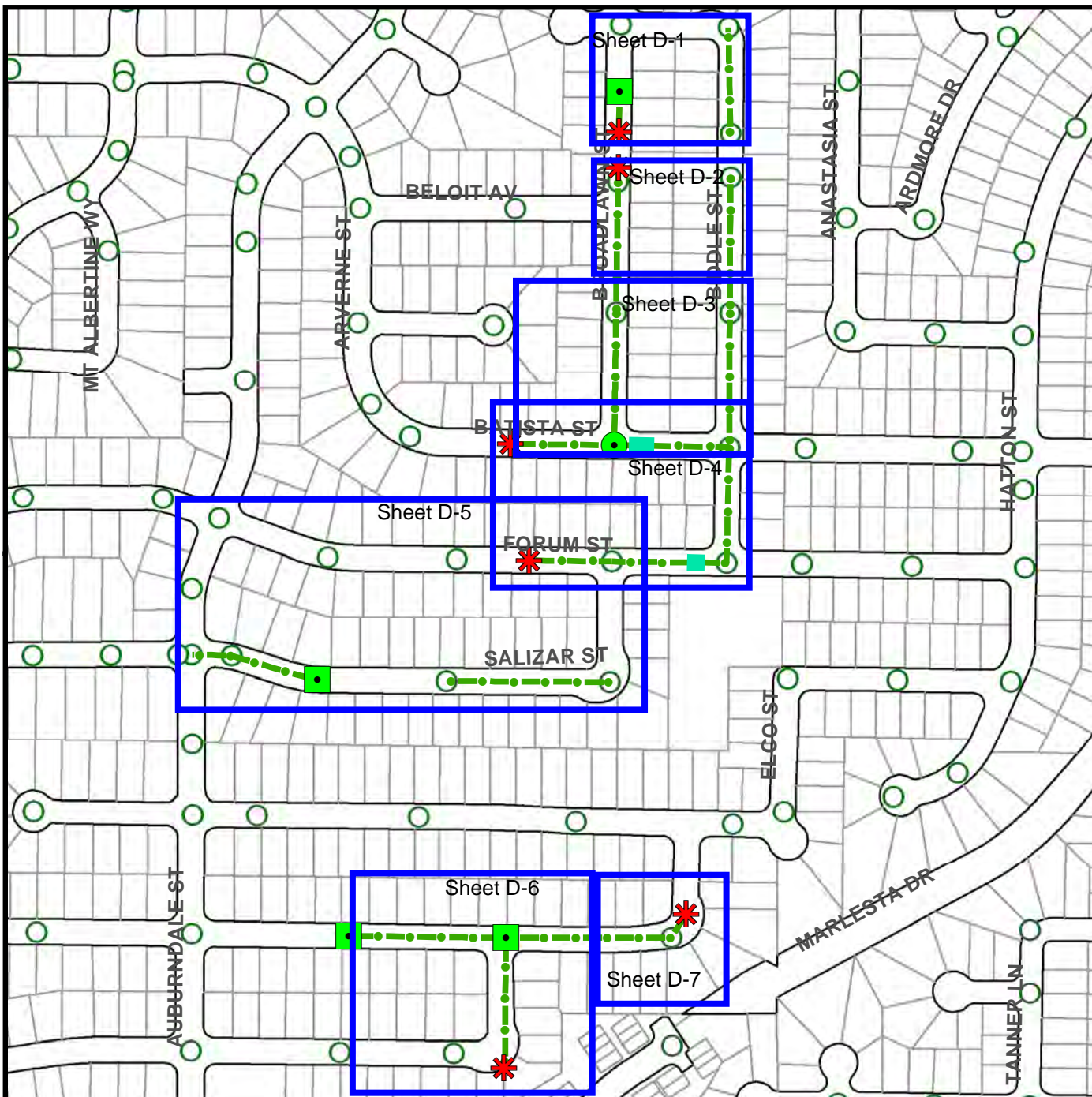
PROJECT ENGINEER
JING DEBELISO
619-533-5285

PUBLIC INFORMATION OFFICER

619-533-4207



Division Name - If Needed



Legend

- Rehab S-1 Scope
- New Cleanout
- Existing MH
- Point Repair Segment Line
- MH-Rehab
- MH-Replace



COMMUNITY NAME: CLAIREMONT MESA

COUNCIL DISTRICT: 6

SAP ID: B-11078 (S)

Date: August 8th, 2011



THIS MAP/DATA IS PROVIDED WITHOUT WARRANTY OF ANY KIND, EITHER EXPRESS OR IMPLIED, INCLUDING, BUT NOT LIMITED TO, THE IMPLIED WARRANTIES OR MERCHANTABILITY AND FITNESS FOR A PARTICULAR PURPOSE. Note: This product may contain information reproduced with permission granted by RAND McNALLY & COMPANY to SanGIS. This map is copyrighted by RAND McNALLY & COMPANY. It is unlawful to copy or reproduce all or any part thereof, whether for personal use or resale, without the prior permission of RAND McNALLY & COMPANY.

PIPELINE REHABILITATION S-1 (MAP D)

SENIOR ENGINEER
WENDY GAMBOA
619-235-1971

PROJECT MANAGER
LUIS SCHAAR
619-533-4641

PROJECT ENGINEER
JING DEBELISO
619-533-5285

PUBLIC INFORMATION OFFICER

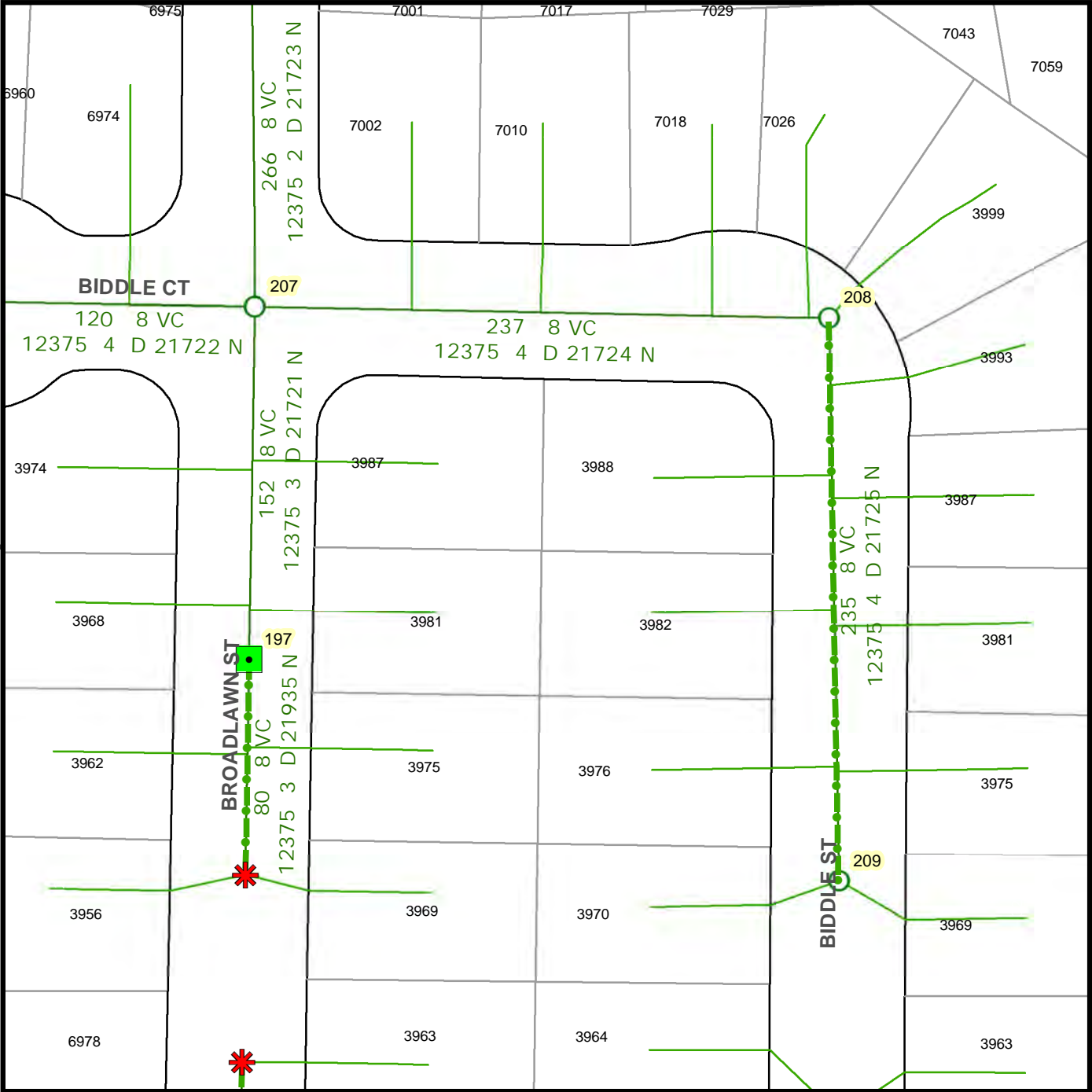
619-533-4207



Division Name -ROW



THIS MAP/DATA IS PROVIDED WITHOUT WARRANTY OF ANY KIND, EITHER EXPRESS OR IMPLIED, INCLUDING, BUT NOT LIMITED TO, THE IMPLIED WARRANTIES OR MERCHANTABILITY AND FITNESS FOR A PARTICULAR PURPOSE. Note: This product may contain information reproduced with permission granted by RAND McNALLY & COMPANY to SanGIS. This map is copyrighted by RAND McNALLY & COMPANY. It is unlawful to copy or reproduce all or any part thereof, whether for personal use or resale, without the prior, written permission of RAND McNALLY & COMPANY.



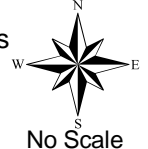
Legend

- - - Rehab S-1 Scope
- Point Repair Segment Line

DETAIL SHEET D-1

- * New Cleanout
- MH-Rehab

- Existing Laterals
- Existing MH
- MH-Replace



COMMUNITY:CLAIREMONT MESA
NORTH CLAIREMONT

COUNCIL DISTRICT: 6

SAP ID: B-11078 (S)



PIPELINE REHABILITATION S-1 (MAP D)

SENIOR ENGINEER
WENDY GAMBOA
619-235-1971

PROJECT MANAGER
LUIS SCHAAR
619-533-4641

PROJECT ENGINEER
JING DEBELISO
619-533-5285

PUBLIC INFORMATION OFFICER

619-533-4207



Division Name - ROW



THIS MAP/DATA IS PROVIDED WITHOUT WARRANTY OF ANY KIND, EITHER EXPRESS OR IMPLIED, INCLUDING, BUT NOT LIMITED TO, THE IMPLIED WARRANTIES OR MERCHANTABILITY AND FITNESS FOR A PARTICULAR PURPOSE. Note: This product may contain information reproduced with permission granted by RAND McNALLY & COMPANY to SanGIS. This map is copyrighted by RAND McNALLY & COMPANY. It is unlawful to copy or reproduce all or any part thereof, whether for personal use or resale, without the prior, written permission of RAND McNALLY & COMPANY.



Legend

- Rehab S-1 Scope
- Point Repair Segment Line

DETAIL SHEET D-2

- ✱ New Cleanout
- MH-Rehab

- Existing Laterals
- Existing MH
- MH-Replace



COMMUNITY: CLAIREMONT MESA
NORTH CLAIREMONT

COUNCIL DISTRICT: 6

SAP ID: B-11078 (S)

Date: August 8th, 2011
Pipeline Rehabilitation S-1



Appendix D Location Maps and Information



PIPELINE REHABILITATION S-1 (MAP D)

SENIOR ENGINEER
WENDY GAMBOA
619-235-1971

PROJECT MANAGER
LUIS SCHAAR
619-533-4641

PROJECT ENGINEER
JING DEBELISO
619-533-5285

PUBLIC INFORMATION OFFICER

619-533-4207



Division Name - ROW



Legend

Rehab S-1 Scope

Point Repair Segment Line

DETAIL SHEET D-3

New Cleanout

MH-Rehab

Existing Laterals

Existing MH

MH-Replace



COMMUNITY:CLAIREMONT MESA
NORTH CLAIREMONT

COUNCIL DISTRICT: 6

SAP ID: B-11078 (S)

Date: August 8th, 2011
Pipeline Rehabilitation S-1



Appendix D Location Maps and Information



THIS MAP/DATA IS PROVIDED WITHOUT WARRANTY OF ANY KIND, EITHER EXPRESS OR IMPLIED, INCLUDING, BUT NOT LIMITED TO, THE IMPLIED WARRANTIES OR MERCHANTABILITY AND FITNESS FOR A PARTICULAR PURPOSE. Note: This product may contain information reproduced with permission granted by RAND McNALLY & COMPANY to SanGIS. This map is copyrighted by RAND McNALLY & COMPANY. It is unlawful to copy or reproduce all or any part thereof, whether for personal use or resale, without the prior, written permission of RAND McNALLY & COMPANY.

PIPELINE REHABILITATION S-1 (MAP D)

SENIOR ENGINEER
WENDY GAMBOA
619-235-1971

PROJECT MANAGER
LUIS SCHAAR
619-533-4641

PROJECT ENGINEER
JING DEBELISO
619-533-5285

PUBLIC INFORMATION OFFICER

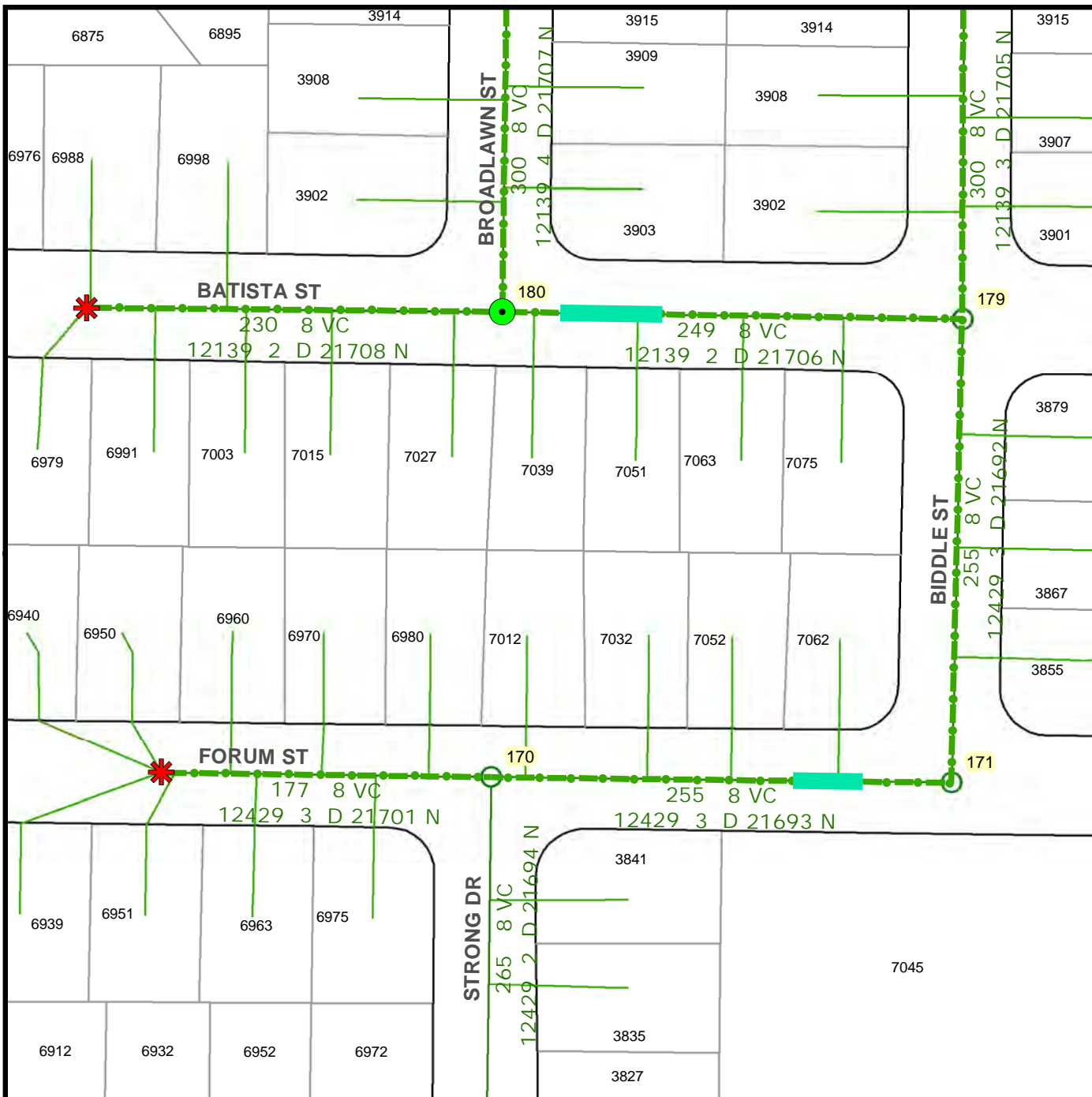
619-533-4207



Division Name - ROW



THIS MAP/DATA IS PROVIDED WITHOUT WARRANTY OF ANY KIND, EITHER EXPRESS OR IMPLIED, INCLUDING, BUT NOT LIMITED TO, THE IMPLIED WARRANTIES OR MERCHANTABILITY AND FITNESS FOR A PARTICULAR PURPOSE. Note: This product may contain information reproduced with permission granted by RAND McNALLY & COMPANY to SanGIS. This map is copyrighted by RAND McNALLY & COMPANY. It is unlawful to copy or reproduce all or any part thereof, whether for personal use or resale, without the prior, written permission of RAND McNALLY & COMPANY.



Legend

Rehab S-1 Scope

DETAIL SHEET D-4

New Cleanout

Existing Laterals

Point Repair Segment Line

MH-Rehab

Existing MH

MH-Replace



COMMUNITY:CLAIREMONT MESA
NORTH CLAIREMONT

COUNCIL DISTRICT: 6

SAP ID: B-11078 (S)



PIPELINE REHABILITATION S-1 (MAP D)

SENIOR ENGINEER
WENDY GAMBOA
619-235-1971

PROJECT MANAGER
LUIS SCHAAR
619-533-4641

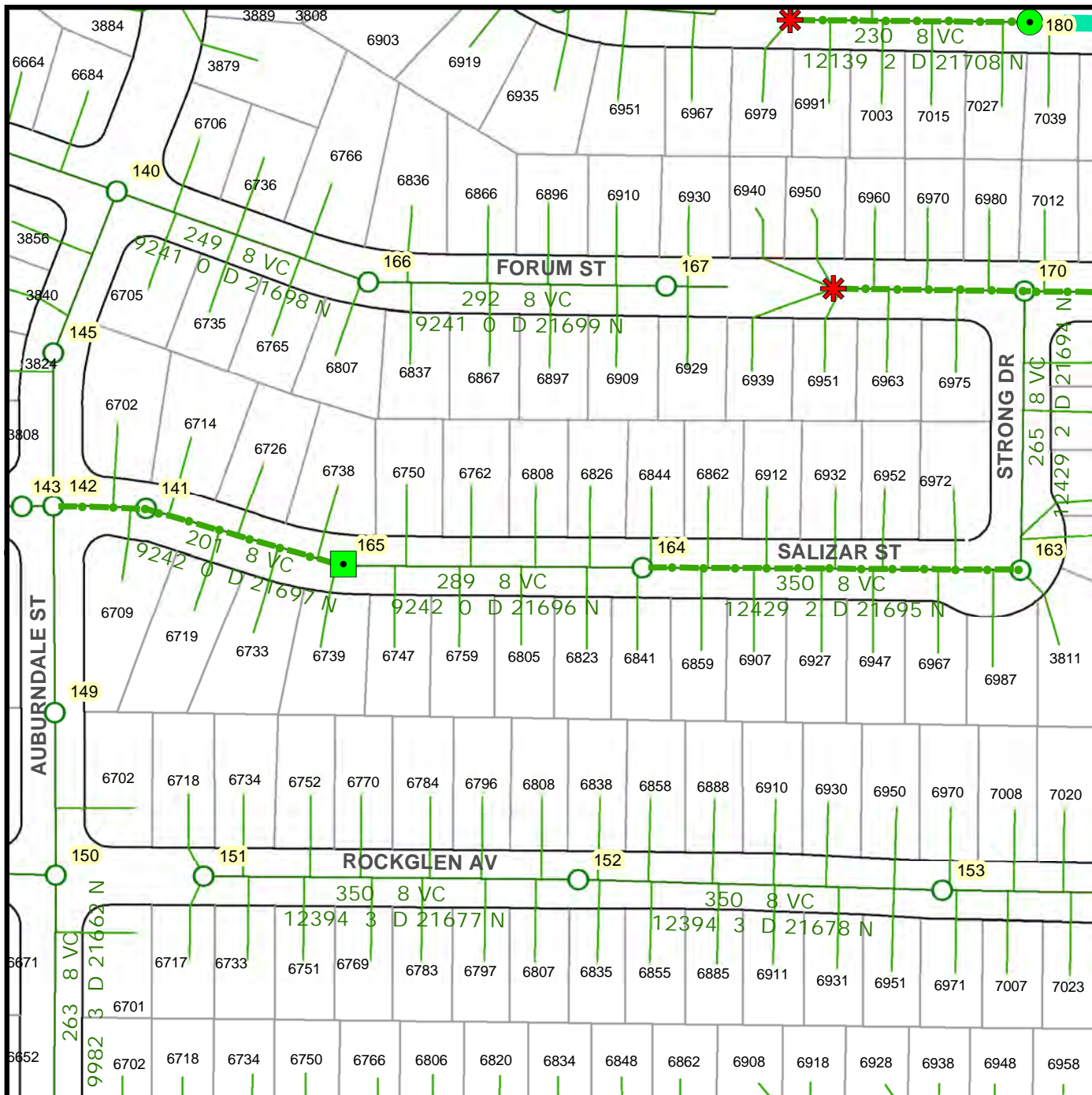
PROJECT ENGINEER
JING DEBELISO
619-533-5285

PUBLIC INFORMATION OFFICER

619-533-4207



Division Name - ROW



Legend

- - - Rehab S-1 Scope
- Point Repair Segment Line

DETAIL SHEET D-5

- ✱ New Cleanout
- MH-Rehab

- Existing Laterals
- Existing MH
- MH-Replace



COMMUNITY:CLAIREMONT MESA
NORTH CLAIREMONT

COUNCIL DISTRICT: 6

SAP ID: B-11078 (S)



THIS MAP/DATA IS PROVIDED WITHOUT WARRANTY OF ANY KIND, EITHER EXPRESS OR IMPLIED, INCLUDING, BUT NOT LIMITED TO, THE IMPLIED WARRANTIES OR MERCHANTABILITY AND FITNESS FOR A PARTICULAR PURPOSE. Note: This product may contain information reproduced with permission granted by RAND McNALLY & COMPANY to SanGIS. This map is copyrighted by RAND McNALLY & COMPANY. It is unlawful to copy or reproduce all or any part thereof, whether for personal use or resale, without the prior permission of RAND McNALLY & COMPANY.

PIPELINE REHABILITATION S-1 (MAP D)

SENIOR ENGINEER
WENDY GAMBOA
619-235-1971

PROJECT MANAGER
LUIS SCHAAR
619-533-4641

PROJECT ENGINEER
JING DEBELISO
619-533-5285

PUBLIC INFORMATION OFFICER

619-533-4207



Division Name - ROW



Legend

Rehab S-1 Scope

Point Repair Segment Line

DETAIL SHEET D-6

New Cleanout

MH-Rehab

Existing Laterals

Existing MH

MH-Replace



COMMUNITY:CLAIREMONT MESA
NORTH CLAIREMONT

COUNCIL DISTRICT: 6

SAP ID: B-11078 (S)

Date: August 8th, 2011
Pipeline Rehabilitation S-1



Appendix D Location Maps and Information



183 | Page

THIS MAP/DATA IS PROVIDED WITHOUT WARRANTY OF ANY KIND, EITHER EXPRESS OR IMPLIED, INCLUDING, BUT NOT LIMITED TO, THE IMPLIED WARRANTIES OR MERCHANTABILITY AND FITNESS FOR A PARTICULAR PURPOSE. Note: This product may contain information reproduced with permission granted by RAND McNALLY & COMPANY to SanGIS. This map is copyrighted by RAND McNALLY & COMPANY. It is unlawful to copy or reproduce all or any part thereof, whether for personal use or resale, without the prior permission of RAND McNALLY & COMPANY.

PIPELINE REHABILITATION S-1 (MAP D)

SENIOR ENGINEER
WENDY GAMBOA
619-235-1971

PROJECT MANAGER
LUIS SCHAAR
619-533-4641

PROJECT ENGINEER
JING DEBELISO
619-533-5285

PUBLIC INFORMATION OFFICER

619-533-4207



Division Name -ROW



THIS MAP/DATA IS PROVIDED WITHOUT WARRANTY OF ANY KIND, EITHER EXPRESS OR IMPLIED, INCLUDING, BUT NOT LIMITED TO, THE IMPLIED WARRANTIES OR MERCHANTABILITY AND FITNESS FOR A PARTICULAR PURPOSE. Note: This product may contain information reproduced with permission granted by RAND McNALLY & COMPANY to SanGIS. This map is copyrighted by RAND McNALLY & COMPANY. It is unlawful to copy or reproduce all or any part thereof, whether for personal use or resale, without the prior, written permission of RAND McNALLY & COMPANY.

Legend

- - - Rehab S-1 Scope
- Point Repair Segment Line

DETAIL SHEET D-7

- * New Cleanout
- MH-Rehab

- Existing Laterals
- Existing MH
- MH-Replace



COMMUNITY:CLAIREMONT MESA
NORTH CLAIREMONT

COUNCIL DISTRICT: 6

SAP ID: B-11078 (S)



PIPELINE REHABILITATION S-1 (MAP E)

SENIOR ENGINEER
WENDY GAMBOA
619-235-1971

PROJECT MANAGER
LUIS SCHAAR
619-533-4641

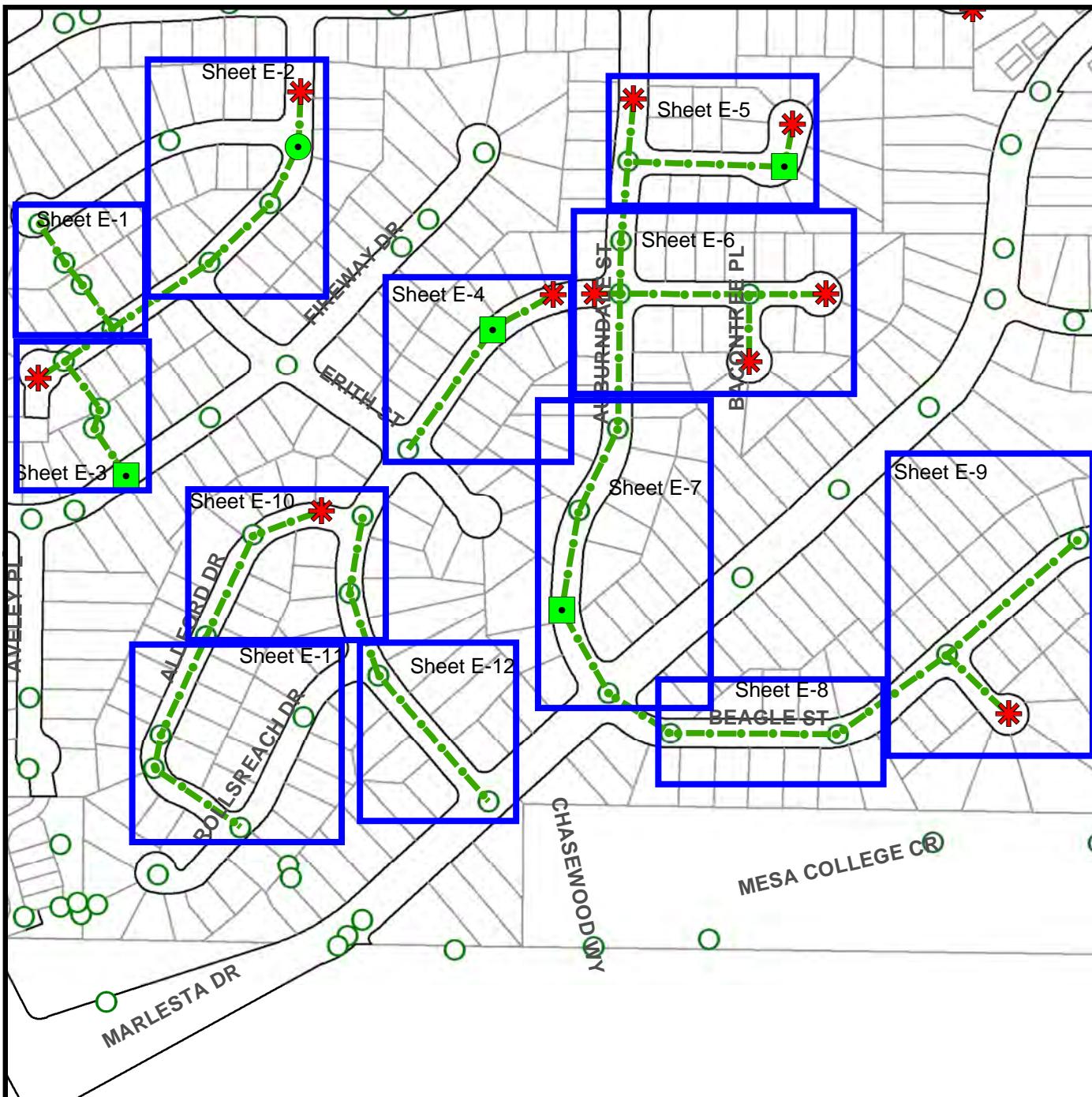
PROJECT ENGINEER
JING DEBELISO
619-533-5285

PUBLIC INFORMATION OFFICER

619-533-4207



Division Name - If Needed



Legend

- Rehab S-1 Scope
- New Cleanout
- Existing MH
- MH-Rehab
- MH-Replace
- Point Repair Segment Line



COMMUNITY NAME: CLAIREMONT MESA

COUNCIL DISTRICT: 6

SAP ID: B-11078 (S)

Date: August 8th, 2011



THIS MAP/DATA IS PROVIDED WITHOUT WARRANTY OF ANY KIND, EITHER EXPRESS OR IMPLIED, INCLUDING, BUT NOT LIMITED TO, THE IMPLIED WARRANTIES OR MERCHANTABILITY AND FITNESS FOR A PARTICULAR PURPOSE. Note: This product may contain information reproduced with permission granted by RAND McNALLY & COMPANY to SanGIS. This map is copyrighted by RAND McNALLY & COMPANY. It is unlawful to copy or reproduce all or any part thereof, whether for personal use or resale, without the prior permission of RAND McNALLY & COMPANY.

PIPELINE REHABILITATION S-1 (MAP E)



SENIOR ENGINEER
WENDY GAMBOA
619-235-1971

PROJECT MANAGER
LUIS SCHAAR
619-533-4641

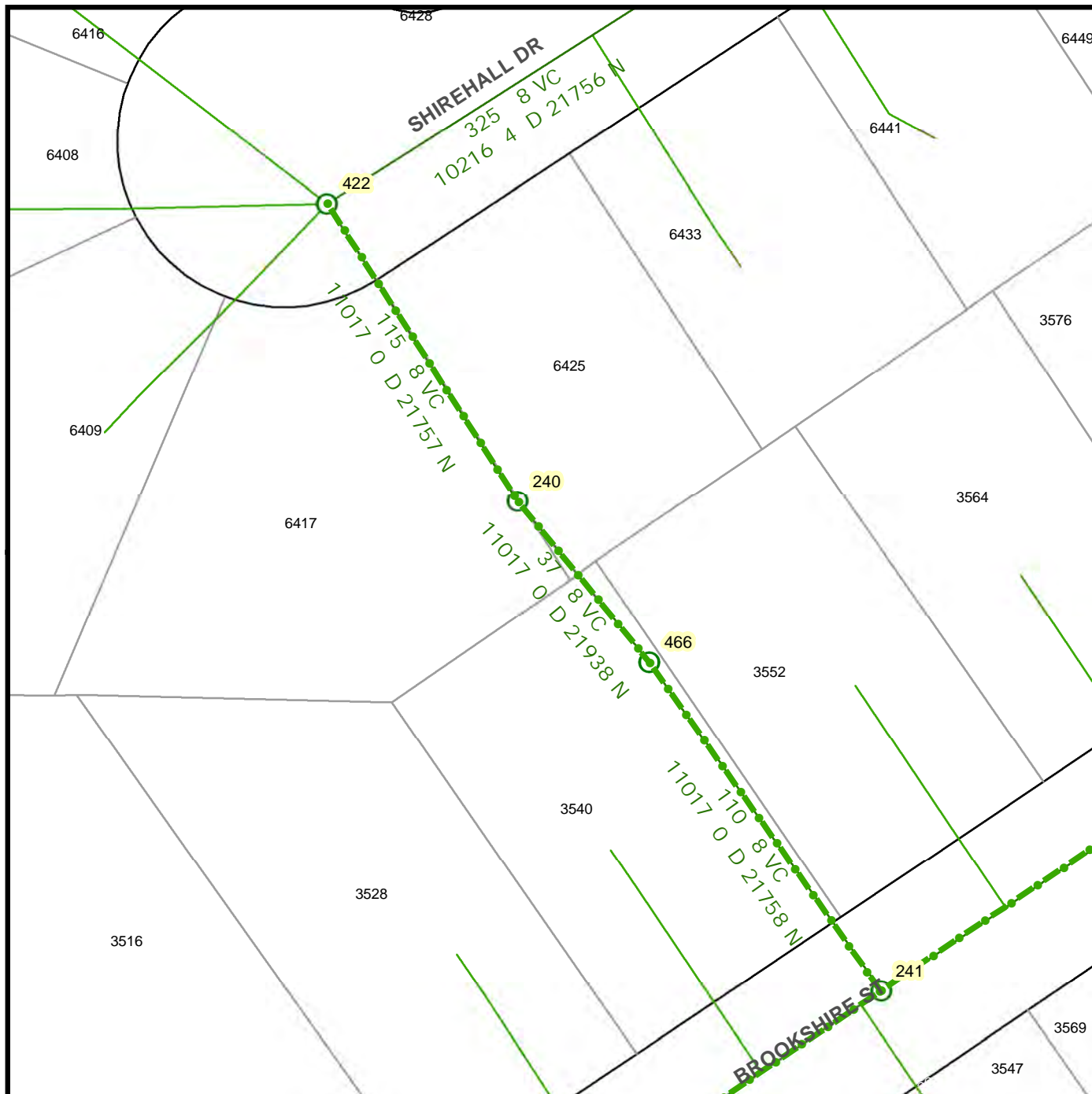
PROJECT ENGINEER
JING DEBELISO
619-533-5285

PUBLIC INFORMATION OFFICER

619-533-4207



Division Name - ROW



Legend

- Rehab S-1 Scope
- Point Repair Segment Line

DETAIL SHEET E-1

- ✱ New Cleanout
- MH-Rehab

- Existing Laterals
- Existing MH
- MH-Replace



COMMUNITY:CLAIREMONT MESA
NORTH CLAIREMONT

COUNCIL DISTRICT: 6

SAP ID: B-11078 (S)



THIS MAP/DATA IS PROVIDED WITHOUT WARRANTY OF ANY KIND, EITHER EXPRESS OR IMPLIED, INCLUDING, BUT NOT LIMITED TO, THE IMPLIED WARRANTIES OR MERCHANTABILITY AND FITNESS FOR A PARTICULAR PURPOSE. Note: This product may contain information reproduced with permission granted by RAND McNALLY & COMPANY to SanGIS. This map is copyrighted by RAND McNALLY & COMPANY. It is unlawful to copy or reproduce all or any part thereof, whether for personal use or resale, without the prior permission of RAND McNALLY & COMPANY.

THIS MAP/DATA IS PROVIDED WITHOUT WARRANTY OF ANY KIND, EITHER EXPRESS OR IMPLIED, INCLUDING, BUT NOT LIMITED TO, THE IMPLIED WARRANTIES OR MERCHANTABILITY AND FITNESS FOR A PARTICULAR PURPOSE. Note: This product may contain information reproduced with permission granted by RAND McNALLY & COMPANY to SanGIS. This map is copyrighted by RAND McNALLY & COMPANY. It is unlawful to copy or reproduce all or any part thereof, whether for personal use or resale, without the prior permission of RAND McNALLY & COMPANY.

PIPELINE REHABILITATION S-1 (MAP E)



SENIOR ENGINEER
WENDY GAMBOA
619-235-1971

PROJECT MANAGER
LUIS SCHAAR
619-533-4641

PROJECT ENGINEER
JING DEBELISO
619-533-5285

PUBLIC INFORMATION OFFICER

619-533-4207



Division Name - ROW



Legend

- Rehab S-1 Scope
- Point Repair Segment Line

DETAIL SHEET E-2

- ✱ New Cleanout
- MH-Rehab

- Existing Laterals
- Existing MH
- MH-Replace



COMMUNITY:CLAIREMONT MESA
NORTH CLAIREMONT

COUNCIL DISTRICT: 6

SAP ID: B-11078 (S)



PIPELINE REHABILITATION S-1 (MAP E)

SENIOR ENGINEER
WENDY GAMBOA
619-235-1971

PROJECT MANAGER
LUIS SCHAAR
619-533-4641

PROJECT ENGINEER
JING DEBELISO
619-533-5285

PUBLIC INFORMATION OFFICER

619-533-4207



Division Name - ROW



Legend

- Rehab S-1 Scope
- Point Repair Segment Line

DETAIL SHEET E-3

- ✱ New Cleanout
- MH-Rehab

- Existing Laterals
- Existing MH
- MH-Replace



COMMUNITY:CLAIREMONT MESA
NORTH CLAIREMONT

COUNCIL DISTRICT: 6

SAP ID: B-11078 (S)



THIS MAP/DATA IS PROVIDED WITHOUT WARRANTY OF ANY KIND, EITHER EXPRESS OR IMPLIED, INCLUDING, BUT NOT LIMITED TO, THE IMPLIED WARRANTIES OR MERCHANTABILITY AND FITNESS FOR A PARTICULAR PURPOSE. Note: This product may contain information reproduced with permission granted by RAND McNALLY & COMPANY to SanGIS. This map is copyrighted by RAND McNALLY & COMPANY. It is unlawful to copy or reproduce all or any part thereof, whether for personal use or resale, without the prior, written permission of RAND McNALLY & COMPANY.

PIPELINE REHABILITATION S-1 (MAP E)

SENIOR ENGINEER
WENDY GAMBOA
619-235-1971

PROJECT MANAGER
LUIS SCHAAR
619-533-4641

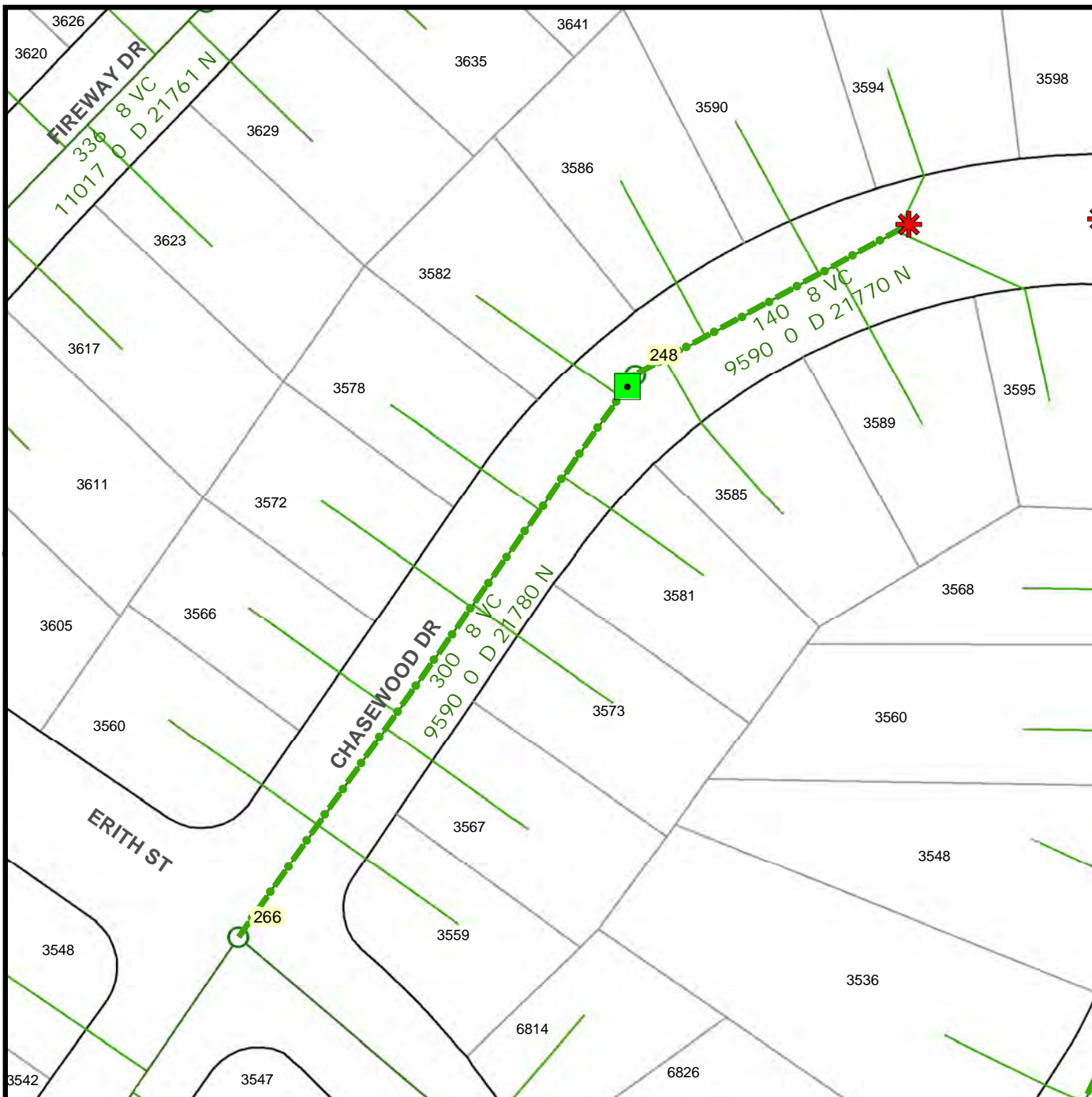
PROJECT ENGINEER
JING DEBELISO
619-533-5285

PUBLIC INFORMATION OFFICER

619-533-4207



Division Name - ROW



Legend

--- Rehab S-1 Scope

■ Point Repair Segment Line

DETAIL SHEET E-4

* New Cleanout

■ MH-Rehab

— Existing Laterals

○ Existing MH

● MH-Replace



COMMUNITY:CLAIREMONT MESA
NORTH CLAIREMONT

COUNCIL DISTRICT: 6

SAP ID: B-11078 (S)



THIS MAP/DATA IS PROVIDED WITHOUT WARRANTY OF ANY KIND, EITHER EXPRESS OR IMPLIED, INCLUDING, BUT NOT LIMITED TO, THE IMPLIED WARRANTIES OR MERCHANTABILITY AND FITNESS FOR A PARTICULAR PURPOSE. Note: This product may contain information reproduced with permission granted by RAND McNALLY & COMPANY to SanGIS. This map is copyrighted by RAND McNALLY & COMPANY. It is unlawful to copy or reproduce all or any part thereof, whether for personal use or resale, without the prior permission of RAND McNALLY & COMPANY.

PIPELINE REHABILITATION S-1 (MAP E)

SENIOR ENGINEER
WENDY GAMBOA
619-235-1971

PROJECT MANAGER
LUIS SCHAAR
619-533-4641

PROJECT ENGINEER
JING DEBELISO
619-533-5285

PUBLIC INFORMATION OFFICER

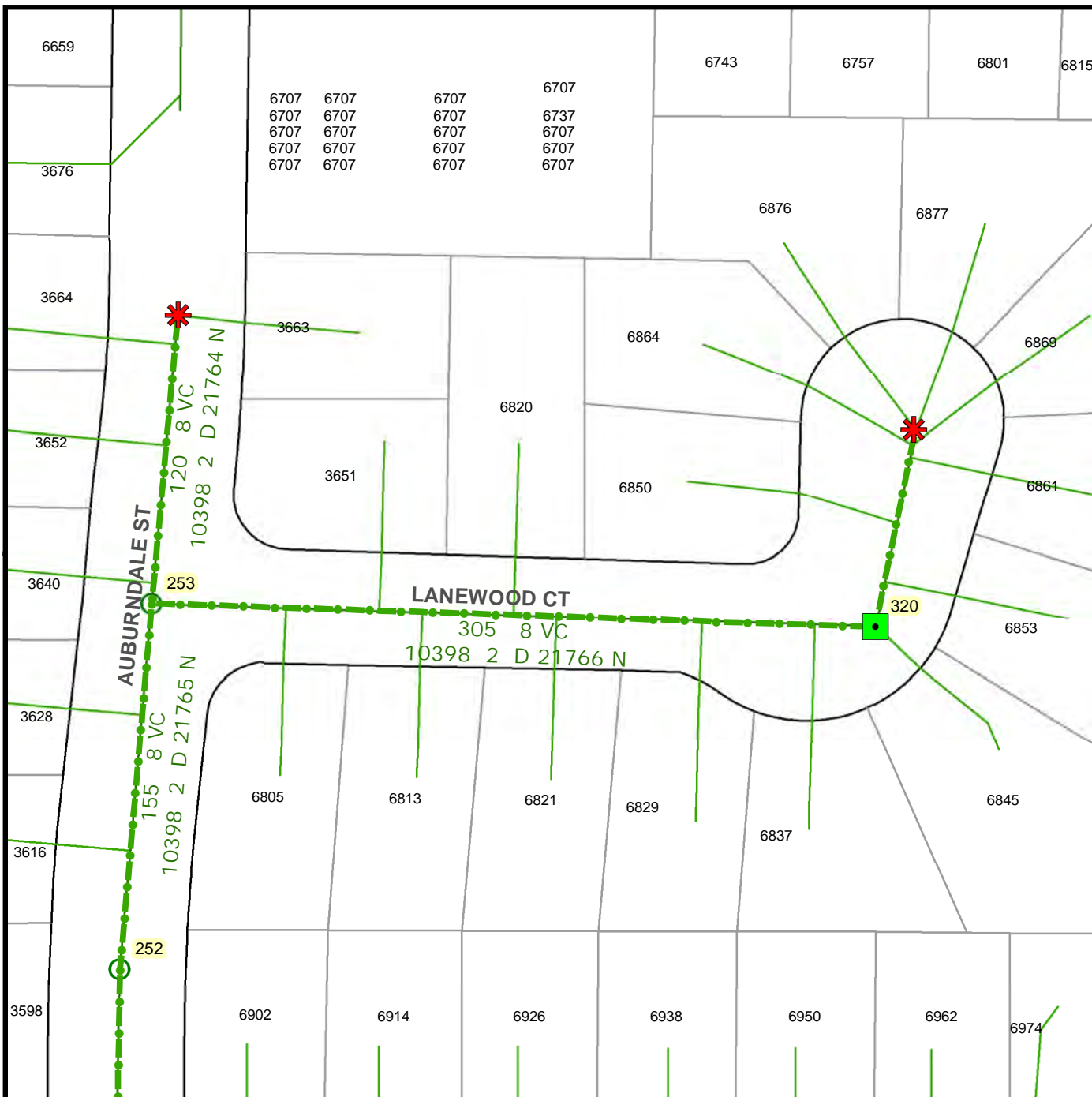
619-533-4207



Division Name -ROW



THIS MAP/DATA IS PROVIDED WITHOUT WARRANTY OF ANY KIND, EITHER EXPRESS OR IMPLIED, INCLUDING, BUT NOT LIMITED TO, THE IMPLIED WARRANTIES OR MERCHANTABILITY AND FITNESS FOR A PARTICULAR PURPOSE. Note: This product may contain information reproduced with permission granted by RAND McNALLY & COMPANY to SanGIS. This map is copyrighted by RAND McNALLY & COMPANY. It is unlawful to copy or reproduce all or any part thereof, whether for personal use or resale, without the prior, written permission of RAND McNALLY & COMPANY.



Legend

- - - Rehab S-1 Scope
- Point Repair Segment Line

DETAIL SHEET E-5

- ✱ New Cleanout
- MH-Rehab

- Existing Laterals
- Existing MH
- MH-Replace



COMMUNITY:CLAIREMONT MESA
NORTH CLAIREMONT

COUNCIL DISTRICT: 6

SAP ID: B-11078 (S)



PIPELINE REHABILITATION S-1 (MAP E)

SENIOR ENGINEER
WENDY GAMBOA
619-235-1971

PROJECT MANAGER
LUIS SCHAAR
619-533-4641

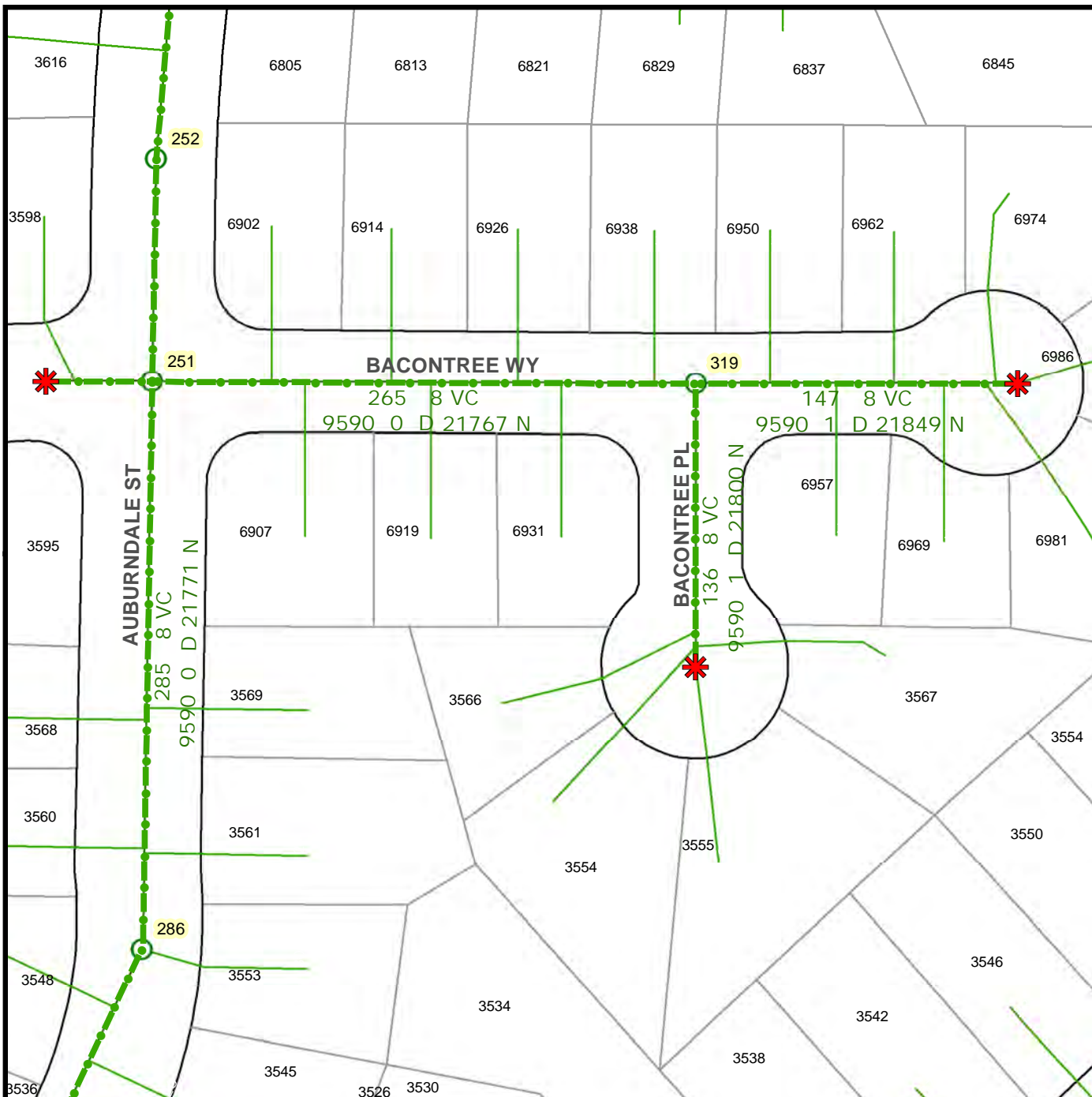
PROJECT ENGINEER
JING DEBELISO
619-533-5285

PUBLIC INFORMATION OFFICER

619-533-4207



Division Name -ROW



Legend

Rehab S-1 Scope

Point Repair Segment Line

DETAIL SHEET E-6

New Cleanout

MH-Rehab

Existing Laterals

Existing MH

MH-Replace



COMMUNITY:CLAIREMONT MESA
NORTH CLAIREMONT

COUNCIL DISTRICT: 6

SAP ID: B-11078 (S)

Date: August 8th, 2011
Pipeline Rehabilitation S-1



Appendix D Location Maps and Information



THIS MAP/DATA IS PROVIDED WITHOUT WARRANTY OF ANY KIND, EITHER EXPRESS OR IMPLIED, INCLUDING, BUT NOT LIMITED TO, THE IMPLIED WARRANTIES OR MERCHANTABILITY AND FITNESS FOR A PARTICULAR PURPOSE. Note: This product may contain information reproduced with permission granted by RAND McNALLY & COMPANY to SANDAG. This product may contain information reproduced with permission granted by RAND McNALLY & COMPANY to SANDAG. This product may contain information reproduced with permission granted by RAND McNALLY & COMPANY to SANDAG. This product may contain information reproduced with permission granted by RAND McNALLY & COMPANY to SANDAG. It is unlawful to copy or reproduce all or any part thereof, whether for personal use or resale, without the prior, written permission of RAND McNALLY & COMPANY.

PIPELINE REHABILITATION S-1 (MAP E)



SENIOR ENGINEER
WENDY GAMBOA
619-235-1971

PROJECT MANAGER
LUIS SCHAAR
619-533-4641

PROJECT ENGINEER
JING DEBELISO
619-533-5285

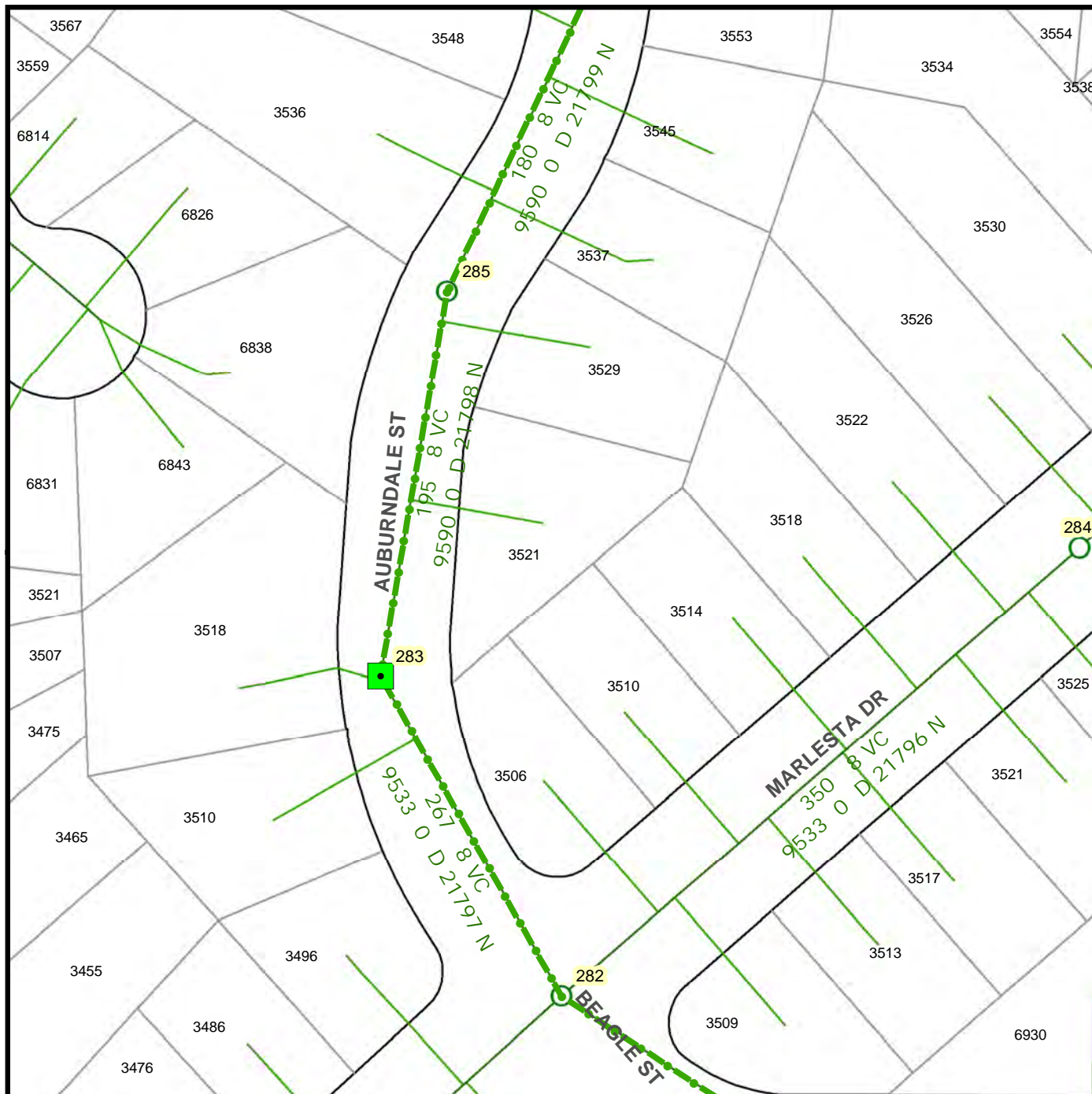
PUBLIC INFORMATION OFFICER

619-533-4207



Division Name - ROW

THIS MAP/DATA IS PROVIDED WITHOUT WARRANTY OF ANY KIND, EITHER EXPRESS OR IMPLIED, INCLUDING, BUT NOT LIMITED TO, THE IMPLIED WARRANTIES OR MERCHANTABILITY AND FITNESS FOR A PARTICULAR PURPOSE. Note: This product may contain information reproduced with permission granted by RAND McNALLY & COMPANY to SANDAG. This product may contain information reproduced with permission granted by RAND McNALLY & COMPANY to SANDAG. This map is copyrighted by RAND McNALLY & COMPANY. It is unlawful to copy or reproduce all or any part thereof, whether for personal use or resale, without the prior, written permission of RAND McNALLY & COMPANY.



Legend

- - - Rehab S-1 Scope
- Point Repair Segment Line

DETAIL SHEET E-7

- * New Cleanout
- MH-Rehab

- Existing Laterals
- Existing MH
- MH-Replace



COMMUNITY: CLAIREMONT MESA
NORTH CLAIREMONT

COUNCIL DISTRICT: 6

SAP ID: B-11078 (S)



PIPELINE REHABILITATION S-1 (MAP E)

SENIOR ENGINEER
WENDY GAMBOA
619-235-1971

PROJECT MANAGER
LUIS SCHAAR
619-533-4641

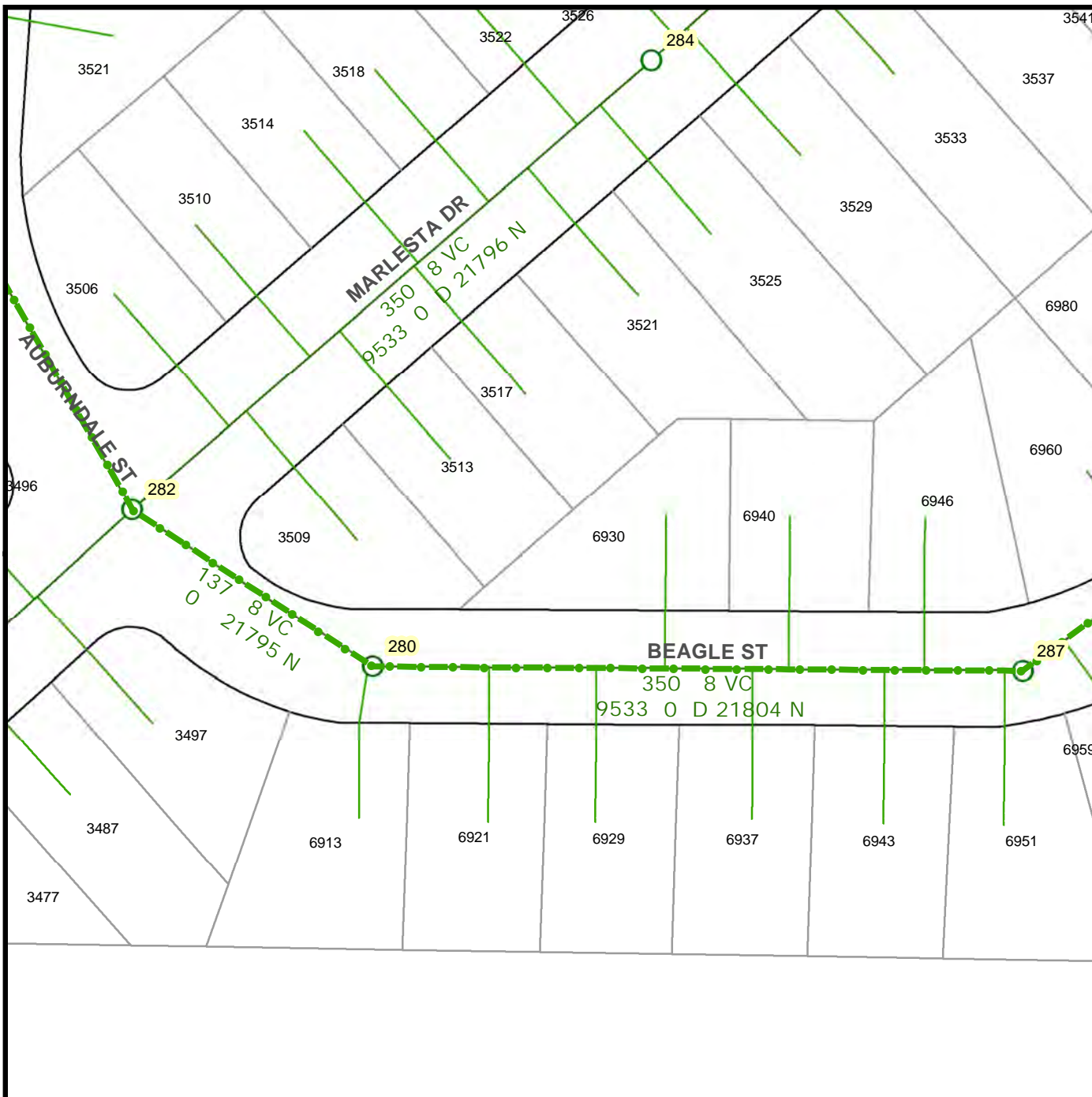
PROJECT ENGINEER
JING DEBELISO
619-533-5285

PUBLIC INFORMATION OFFICER

619-533-4207



Division Name - ROW



Legend

- - - Rehab S-1 Scope
- Point Repair Segment Line

DETAIL SHEET E-8

- ✱ New Cleanout
- MH-Rehab

- Existing Laterals
- Existing MH
- MH-Replace



COMMUNITY:CLAIREMONT MESA
NORTH CLAIREMONT

COUNCIL DISTRICT: 6

SAP ID: B-11078 (S)



THIS MAP/DATA IS PROVIDED WITHOUT WARRANTY OF ANY KIND, EITHER EXPRESS OR IMPLIED, INCLUDING, BUT NOT LIMITED TO, THE IMPLIED WARRANTIES OR MERCHANTABILITY AND FITNESS FOR A PARTICULAR PURPOSE. Note: This product may contain information reproduced with permission granted by RAND McNALLY & COMPANY to SanGIS. This map is copyrighted by RAND McNALLY & COMPANY. It is unlawful to copy or reproduce all or any part thereof, whether for personal use or resale, without the prior permission of RAND McNALLY & COMPANY.

THIS MAP/DATA IS PROVIDED WITHOUT WARRANTY OF ANY KIND, EITHER EXPRESS OR IMPLIED, INCLUDING, BUT NOT LIMITED TO, THE IMPLIED WARRANTIES OR MERCHANTABILITY AND FITNESS FOR A PARTICULAR PURPOSE. Note: This product may contain information reproduced with permission granted by RAND McNALLY & COMPANY to SanGIS. This map is copyrighted by RAND McNALLY & COMPANY. It is unlawful to copy or reproduce all or any part thereof, whether for personal use or resale, without the prior permission of RAND McNALLY & COMPANY.

PIPELINE REHABILITATION S-1 (MAP E)



SENIOR ENGINEER
WENDY GAMBOA
619-235-1971

PROJECT MANAGER
LUIS SCHAAR
619-533-4641

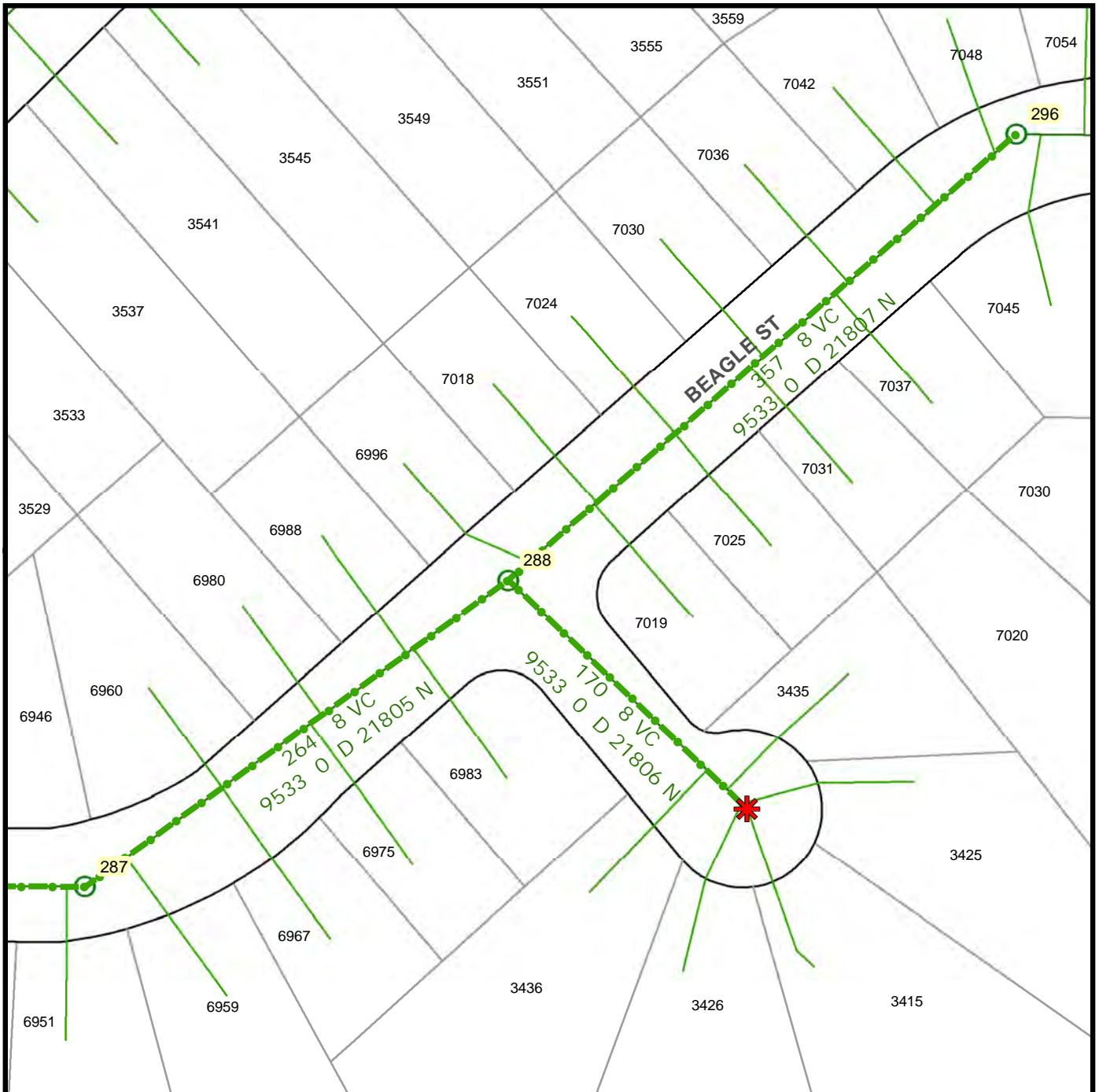
PROJECT ENGINEER
JING DEBELISO
619-533-5285

PUBLIC INFORMATION OFFICER

619-533-4207



Division Name -ROW



Legend

- Rehab S-1 Scope
- Point Repair Segment Line

DETAIL SHEET E-9

- * New Cleanout
- MH-Rehab

- Existing Laterals
- Existing MH
- MH-Replace



COMMUNITY:CLAIREMONT MESA
NORTH CLAIREMONT

COUNCIL DISTRICT: 6

SAP ID: B-11078 (S)



PIPELINE REHABILITATION S-1 (MAP E)

SENIOR ENGINEER
WENDY GAMBOA
619-235-1971

PROJECT MANAGER
LUIS SCHAAR
619-533-4641

PROJECT ENGINEER
JING DEBELISO
619-533-5285

PUBLIC INFORMATION OFFICER

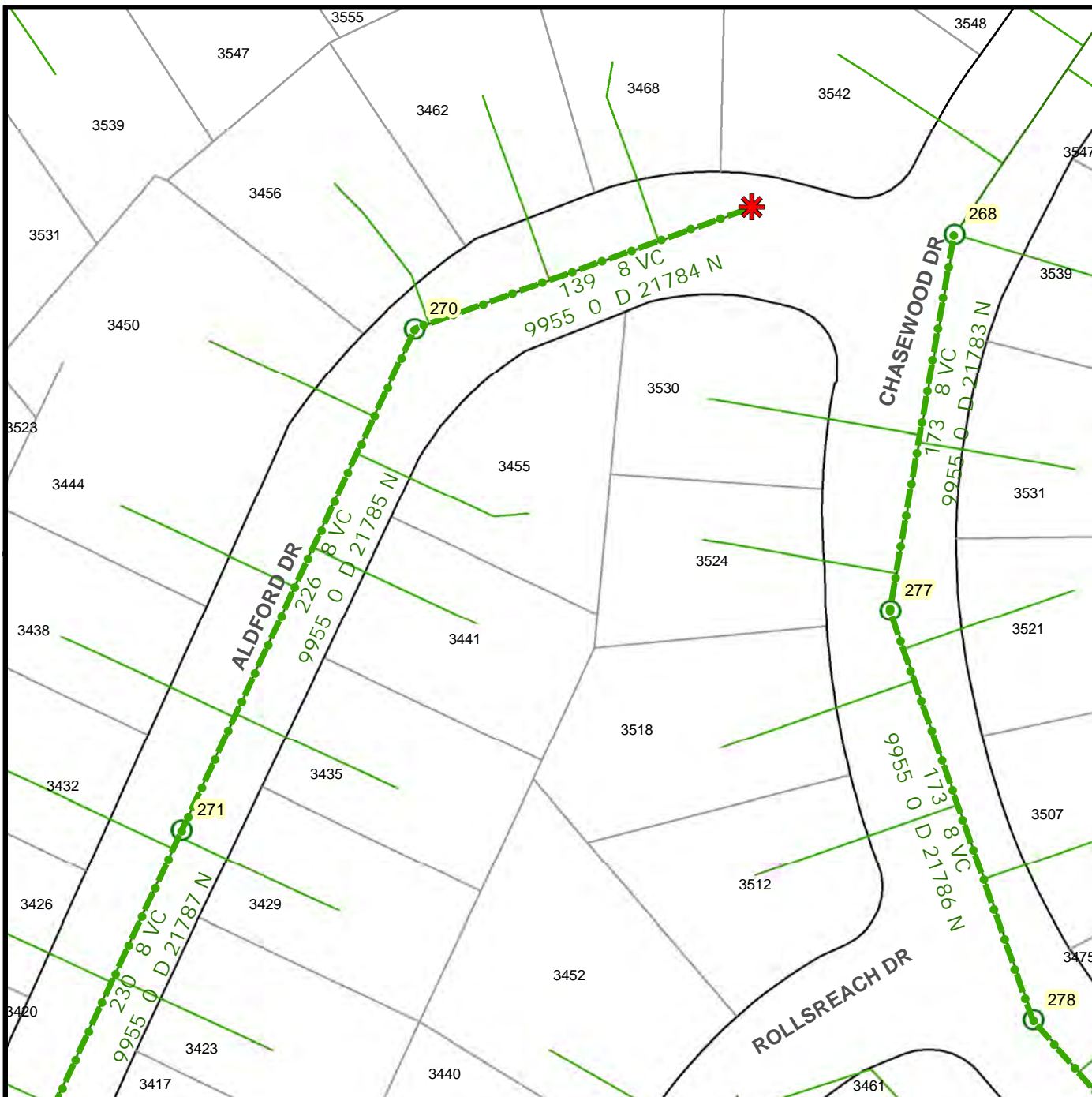
619-533-4207



Division Name - ROW



THIS MAP/DATA IS PROVIDED WITHOUT WARRANTY OF ANY KIND, EITHER EXPRESS OR IMPLIED, INCLUDING, BUT NOT LIMITED TO, THE IMPLIED WARRANTIES OR MERCHANTABILITY AND FITNESS FOR A PARTICULAR PURPOSE. Note: This product may contain information reproduced with permission granted by RAND McNALLY & COMPANY to SanGIS. This map is copyrighted by RAND McNALLY & COMPANY. It is unlawful to copy or reproduce all or any part thereof, whether for personal use or resale, without the prior, written permission of RAND McNALLY & COMPANY.



Legend

- Rehab S-1 Scope
- Point Repair Segment Line

DETAIL SHEET E-10

- ✱ New Cleanout
- MH-Rehab

- Existing Laterals
- Existing MH
- MH-Replace



COMMUNITY:CLAIREMONT MESA
NORTH CLAIREMONT

COUNCIL DISTRICT: 6

SAP ID: B-11078 (S)



PIPELINE REHABILITATION S-1 (MAP E)

SENIOR ENGINEER
WENDY GAMBOA
619-235-1971

PROJECT MANAGER
LUIS SCHAAR
619-533-4641

PROJECT ENGINEER
JING DEBELISO
619-533-5285

PUBLIC INFORMATION OFFICER

619-533-4207



Division Name - ROW



Legend

- - - Rehab S-1 Scope
- Point Repair Segment Line

DETAIL SHEET E-11

- * New Cleanout
- MH-Rehab

- Existing Laterals
- Existing MH
- MH-Replace



COMMUNITY:CLAIREMONT MESA
NORTH CLAIREMONT

COUNCIL DISTRICT: 6

SAP ID: B-11078 (S)



THIS MAP/DATA IS PROVIDED WITHOUT WARRANTY OF ANY KIND, EITHER EXPRESS OR IMPLIED, INCLUDING, BUT NOT LIMITED TO, THE IMPLIED WARRANTIES OR MERCHANTABILITY AND FITNESS FOR A PARTICULAR PURPOSE. Note: This product may contain information reproduced with permission granted by RAND McNALLY & COMPANY to SanGIS. This map is copyrighted by RAND McNALLY & COMPANY. It is unlawful to copy or reproduce all or any part thereof, whether for personal use or resale, without the prior permission of RAND McNALLY & COMPANY.

PIPELINE REHABILITATION S-1 (MAP E)



SENIOR ENGINEER
WENDY GAMBOA
619-235-1971

PROJECT MANAGER
LUIS SCHAAR
619-533-4641

PROJECT ENGINEER
JING DEBELISO
619-533-5285

PUBLIC INFORMATION OFFICER

619-533-4207



Division Name - ROW



Legend

- Rehab S-1 Scope
- Point Repair Segment Line

DETAIL SHEET E-12

- ✱ New Cleanout
- MH-Rehab

- Existing Laterals
- Existing MH
- MH-Replace



COMMUNITY:CLAIREMONT MESA
NORTH CAIREMONT

COUNCIL DISTRICT: 6

SAP ID: B-11078 (S)



THIS MAP/DATA IS PROVIDED WITHOUT WARRANTY OF ANY KIND, EITHER EXPRESS OR IMPLIED, INCLUDING, BUT NOT LIMITED TO, THE IMPLIED WARRANTIES OR MERCHANTABILITY AND FITNESS FOR A PARTICULAR PURPOSE. Note: This product may contain information reproduced with permission granted by RAND McNALLY & COMPANY to SanGIS. This map is copyrighted by RAND McNALLY & COMPANY. It is unlawful to copy or reproduce all or any part thereof, whether for personal use or resale, without the prior, written permission of RAND McNALLY & COMPANY.

THIS MAP/DATA IS PROVIDED WITHOUT WARRANTY OF ANY KIND, EITHER EXPRESS OR IMPLIED, INCLUDING, BUT NOT LIMITED TO, THE IMPLIED WARRANTIES OR MERCHANTABILITY AND FITNESS FOR A PARTICULAR PURPOSE. Note: This product may contain information reproduced with permission granted by RAND McNALLY & COMPANY to SanGIS. This map is copyrighted by RAND McNALLY & COMPANY. It is unlawful to copy or reproduce all or any part thereof, whether for personal use or resale, without the prior, written permission of RAND McNALLY & COMPANY.

PIPELINE REHABILITATION S-1 (MAP F)



SENIOR ENGINEER
WENDY GAMBOA
619-235-1971

PROJECT MANAGER
LUIS SCHAAR
619-533-4641

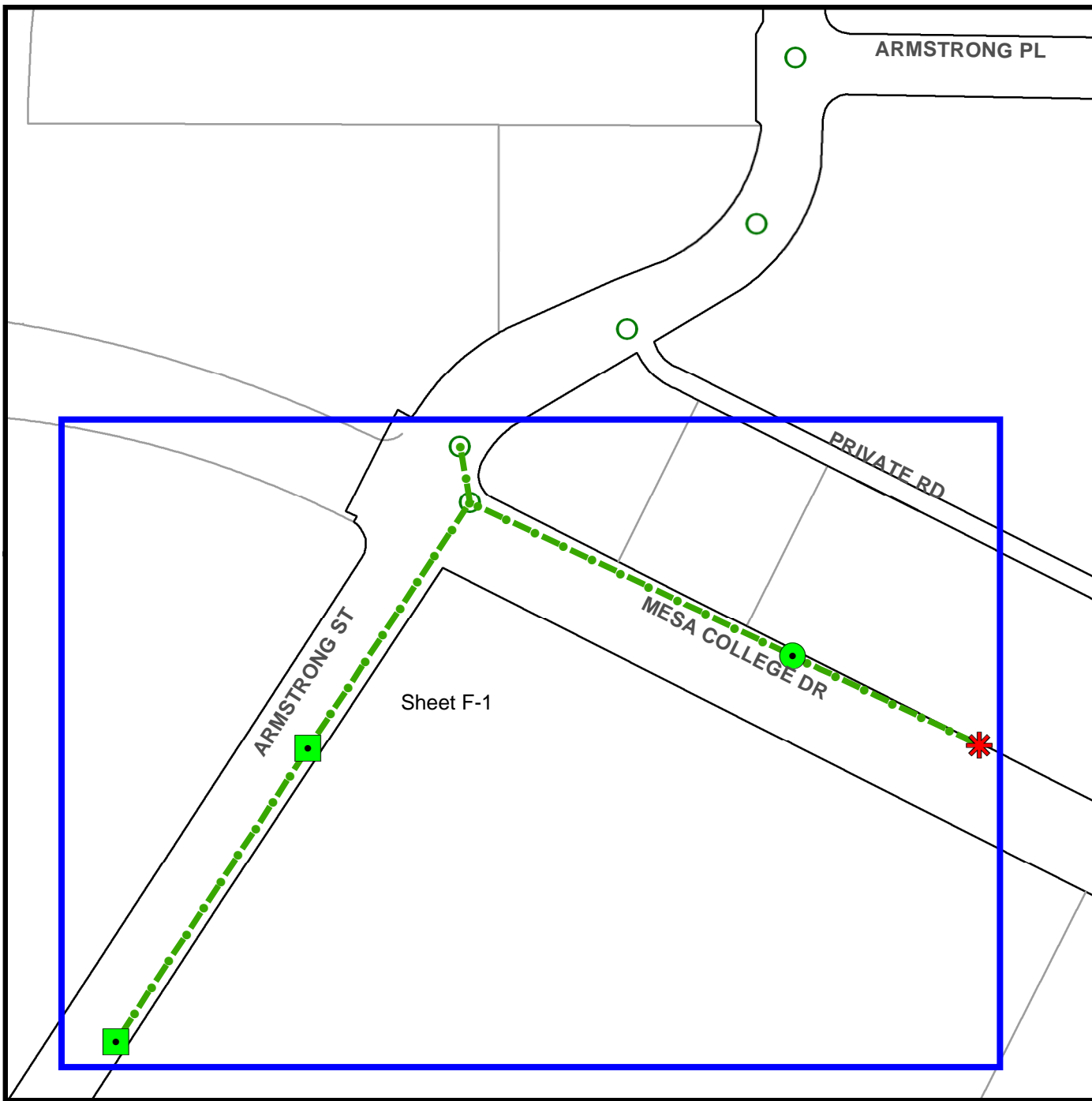
PROJECT ENGINEER
JING DEBELISO
619-533-5285

PUBLIC INFORMATION OFFICER

619-533-4207



Division Name - If Needed



Legend

- Rehab S-1 Scope
- New Cleanout
- Existing MH
- MH-Rehab
- MH-Replace



COMMUNITY NAME: CLAIREMONT MESA

COUNCIL DISTRICT: 6

SAP ID: B-11078 (S)

Date: August 8th, 2011



PIPELINE REHABILITATION S-1 (MAP F)

SENIOR ENGINEER
WENDY GAMBOA
619-235-1971

PROJECT MANAGER
LUIS SCHAAR
619-533-4641

PROJECT ENGINEER
JING DEBELISO
619-533-5285

PUBLIC INFORMATION OFFICER

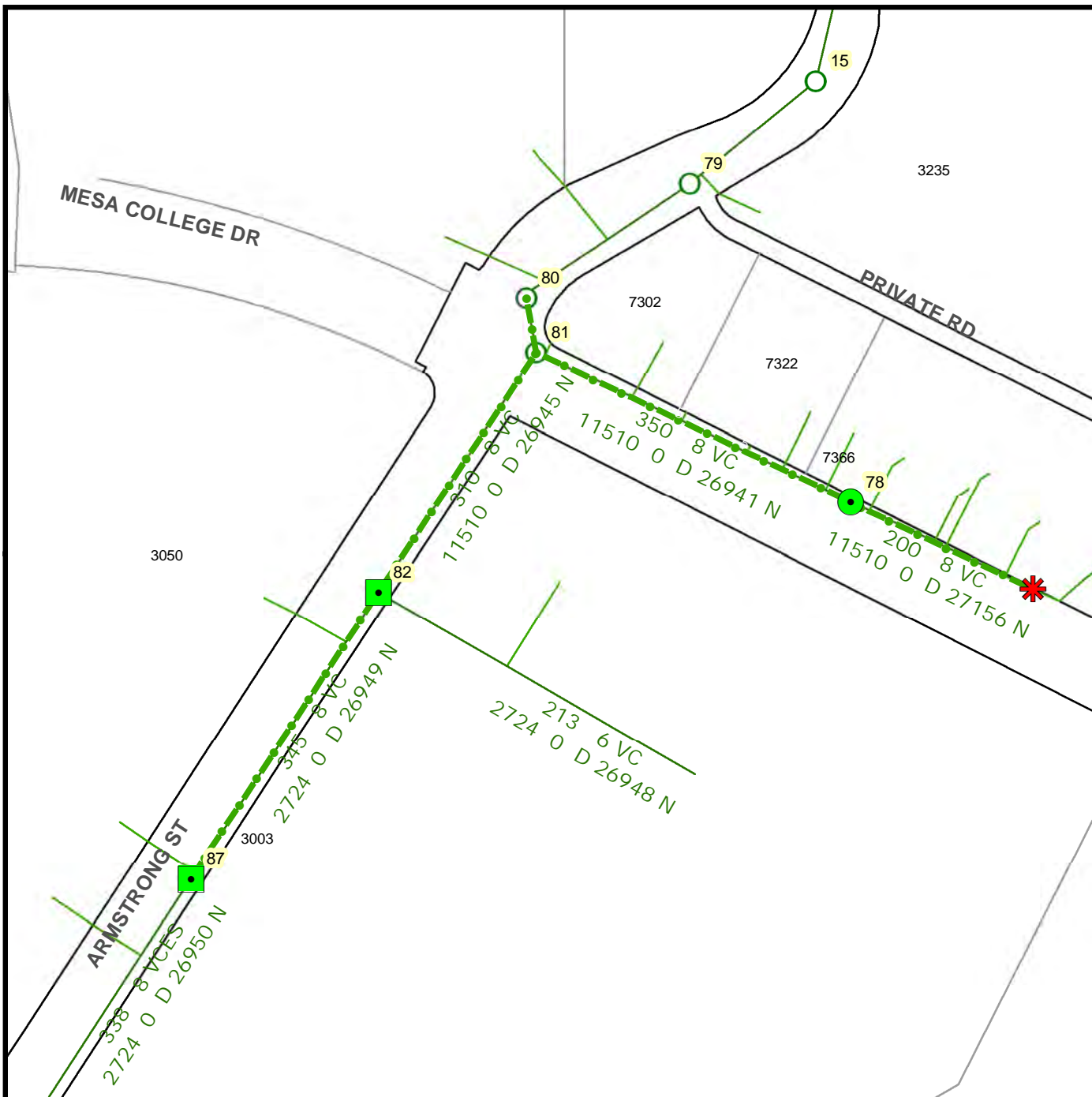
619-533-4207



Division Name - ROW



THIS MAP/DATA IS PROVIDED WITHOUT WARRANTY OF ANY KIND, EITHER EXPRESS OR IMPLIED, INCLUDING, BUT NOT LIMITED TO, THE IMPLIED WARRANTIES OR MERCHANTABILITY AND FITNESS FOR A PARTICULAR PURPOSE. Note: This product may contain information reproduced with permission granted by RAND McNALLY & COMPANY to SanGIS. This map is copyrighted by RAND McNALLY & COMPANY. It is unlawful to copy or reproduce all or any part thereof, whether for personal use or resale, without the prior, written permission of RAND McNALLY & COMPANY.



Legend

- - - Rehab S-1 Scope
- Point Repair Segment Line

DETAIL SHEET F-1

- ✱ New Cleanout
- MH-Rehab

- Existing Laterals
- Existing MH
- MH-Replace



COMMUNITY:CLAIREMONT MESA
NORTH CLAIREMONT

COUNCIL DISTRICT: 6

SAP ID: B-11078 (S)



PIPELINE REHABILITATION S-1 (MAP G)

SENIOR ENGINEER
WENDY GAMBOA
619-235-1971

PROJECT MANAGER
LUIS SCHAAR
619-533-4641

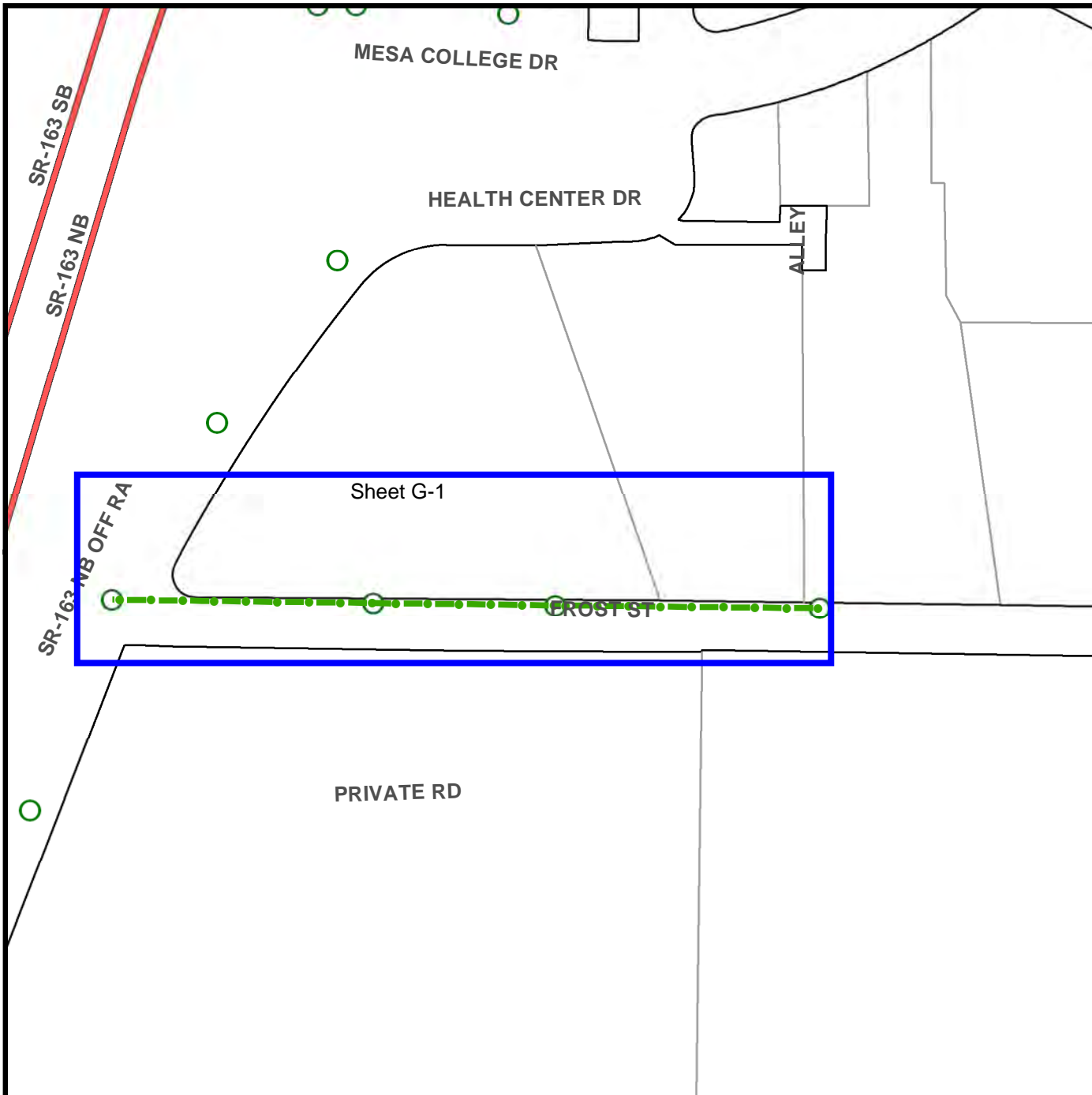
PROJECT ENGINEER
JING DEBELISO
619-533-5285

PUBLIC INFORMATION OFFICER

619-533-4207



Division Name - If Needed



Legend

- Rehab S-1 Scope
- New Cleanout
- Existing MH
- Point Repair Segment Line
- MH-Rehab
- MH-Replace



COMMUNITY NAME: CLAIREMONT MESA

COUNCIL DISTRICT: 6

SAP ID: B-11078 (S)

Date: August 8th, 2011

NORTH CLAIREMONT



THIS MAP/DATA IS PROVIDED WITHOUT WARRANTY OF ANY KIND, EITHER EXPRESS OR IMPLIED, INCLUDING, BUT NOT LIMITED TO, THE IMPLIED WARRANTIES OR MERCHANTABILITY AND FITNESS FOR A PARTICULAR PURPOSE. Note: This product may contain information reproduced with permission granted by RAND McNALLY & COMPANY to SanGIS. This map is copyrighted by RAND McNALLY & COMPANY. It is unlawful to copy or reproduce all or any part thereof, whether for personal use or resale, without the prior, written permission of RAND McNALLY & COMPANY.

PIPELINE REHABILITATION S-1 (MAP G)

SENIOR ENGINEER
WENDY GAMBOA
619-235-1971

PROJECT MANAGER
LUIS SCHAAR
619-533-4641

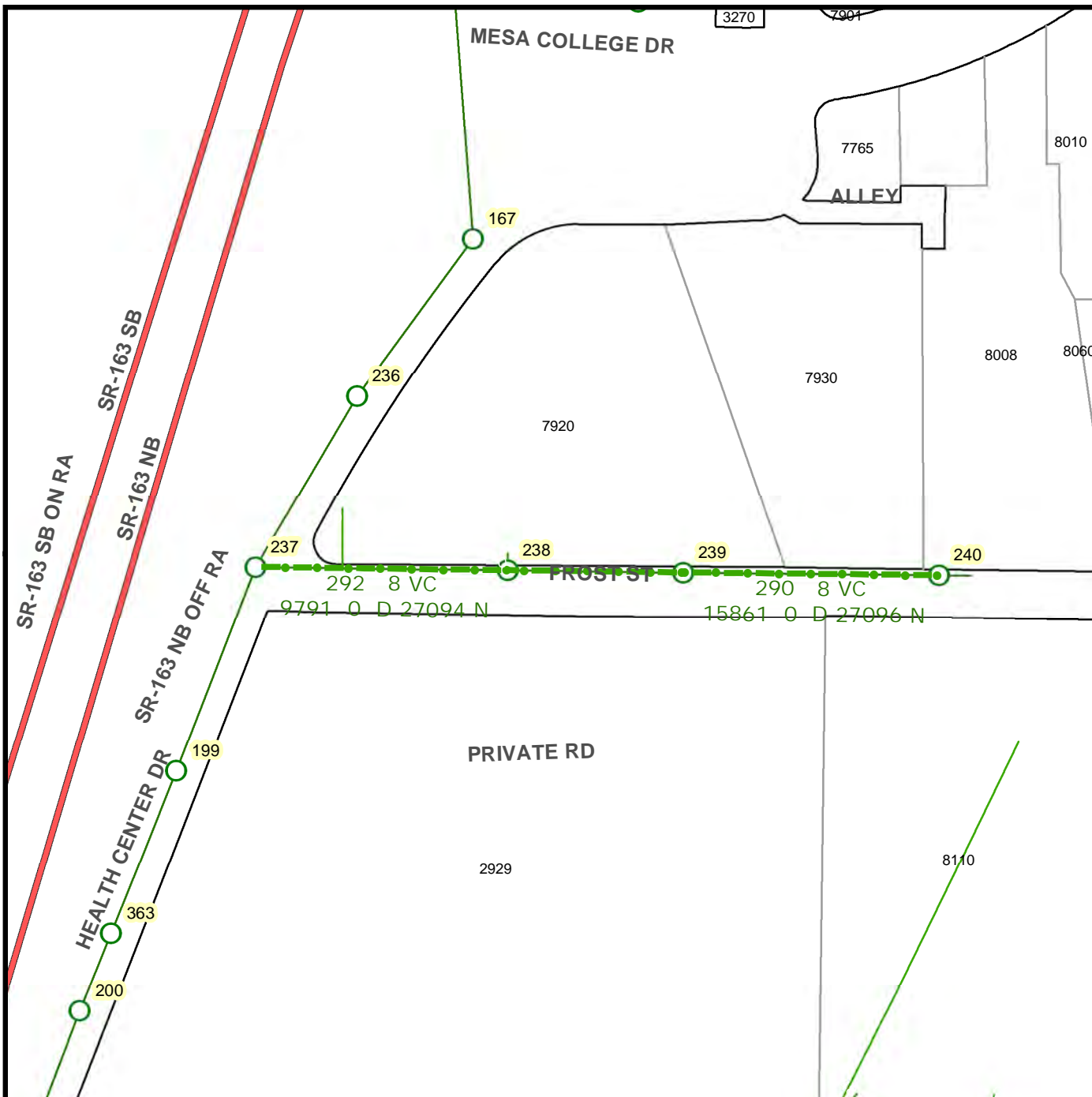
PROJECT ENGINEER
JING DEBELISO
619-533-5285

PUBLIC INFORMATION OFFICER

619-533-4207



Division Name - ROW



Legend

- - - Rehab S-1 Scope
- Point Repair Segment Line

DETAIL SHEET G-1

- * New Cleanout
- MH-Rehab

- Existing Laterals
- Existing MH
- MH-Replace



COMMUNITY:CLAIREMONT MESA
NORTH CLAIREMONT

COUNCIL DISTRICT: 6

SAP ID: B-11078 (S)



THIS MAP/DATA IS PROVIDED WITHOUT WARRANTY OF ANY KIND, EITHER EXPRESS OR IMPLIED, INCLUDING, BUT NOT LIMITED TO, THE IMPLIED WARRANTIES OR MERCHANTABILITY AND FITNESS FOR A PARTICULAR PURPOSE. Note: This product may contain information reproduced with permission granted by RAND McNALLY & COMPANY to SanGIS. This map is copyrighted by RAND McNALLY & COMPANY. It is unlawful to copy or reproduce all or any part thereof, whether for personal use or resale, without the prior permission of RAND McNALLY & COMPANY.

PIPELINE REHABILITATION S-1

SENIOR ENGINEER
WENDY GAMBOA
619-235-1971

PROJECT MANAGER
LUIS SCHAAR
619-533-4641

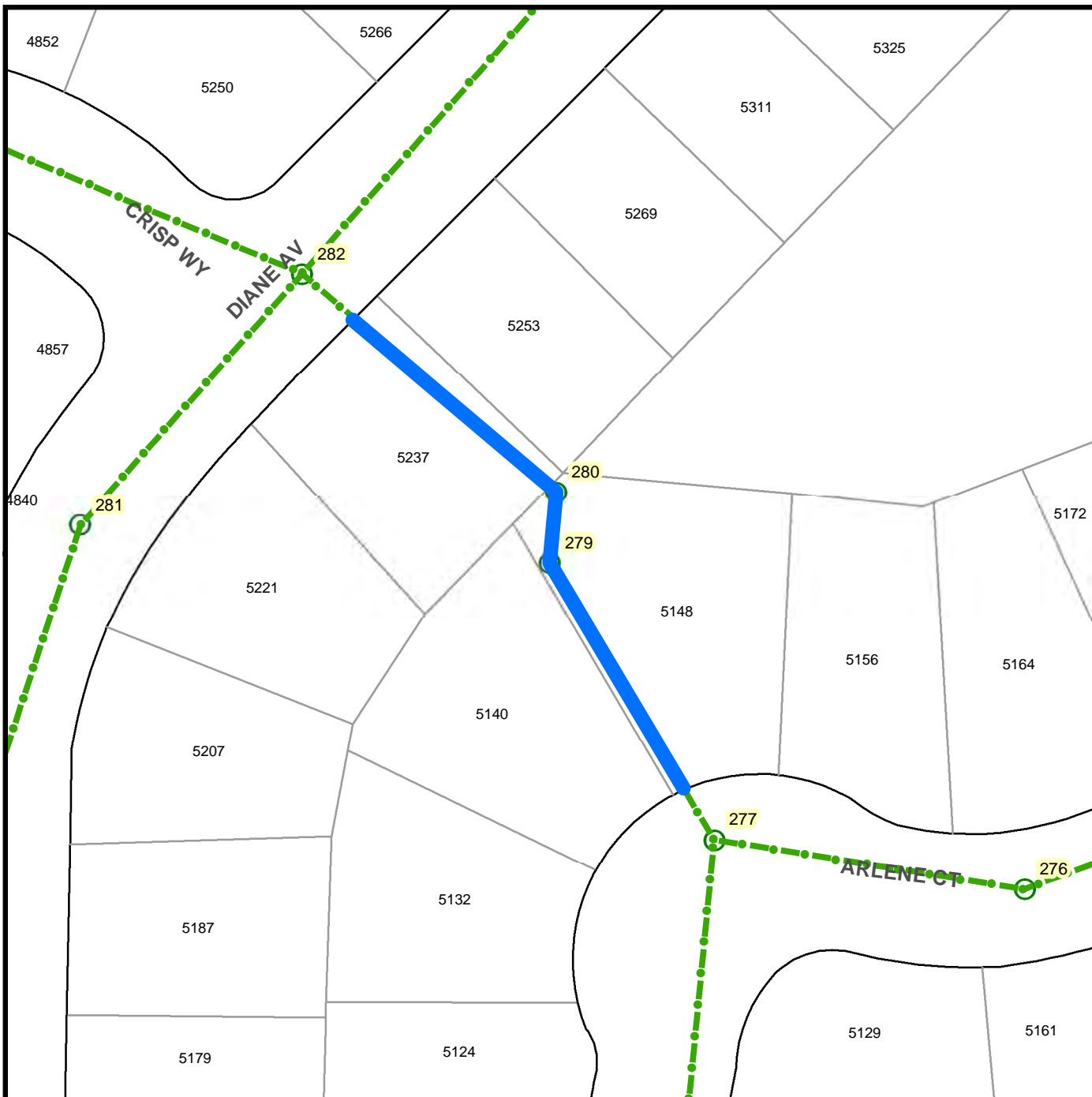
PROJECT ENGINEER
JING DEBELISO
619-533-5285

PUBLIC INFORMATION OFFICER

619-533-4207



Division Name - ROW



EASEMENT AREA 1

Legend

Rehab S-1 Scope

Existing MH

Easement Area



COMMUNITY:CLAIREMONT MESA
NORTH CLAIREMONT

COUNCIL DISTRICT: 6

SAP ID: B-11078 (S)

Date: August 8th, 2011
Pipeline Rehabilitation S-1



Appendix D Location Maps and Information



THIS MAP/DATA IS PROVIDED WITHOUT WARRANTY OF ANY KIND, EITHER EXPRESS OR IMPLIED, INCLUDING, BUT NOT LIMITED TO, THE IMPLIED WARRANTIES OR MERCHANTABILITY AND FITNESS FOR A PARTICULAR PURPOSE. Note: This product may contain information reproduced with permission granted by RAND McNALLY & COMPANY to SanGIS. This map is copyrighted by RAND McNALLY & COMPANY. It is unlawful to copy or reproduce all or any part thereof, whether for personal use or resale, without the prior, written permission of RAND McNALLY & COMPANY.

PIPELINE REHABILITATION S-1

SENIOR ENGINEER
WENDY GAMBOA
619-235-1971

PROJECT MANAGER
LUIS SCHAAR
619-533-4641

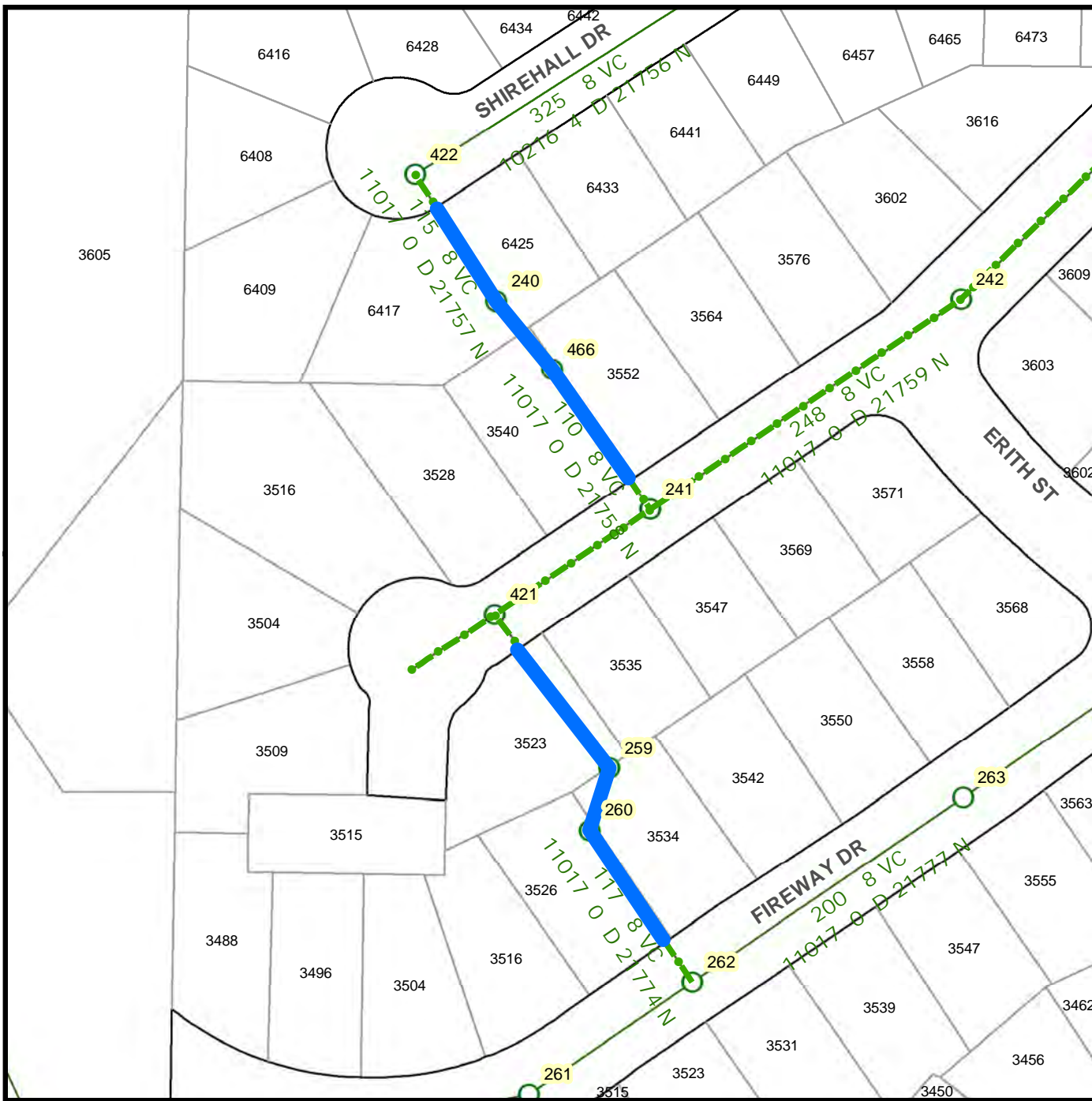
PROJECT ENGINEER
JING DEBELISO
619-533-5285

PUBLIC INFORMATION OFFICER

619-533-4207



Division Name - ROW



EASEMENT AREA 2

Legend

Rehab S-1 Scope

Existing MH

Easement Area



COMMUNITY:CLAIREMONT MESA
NORTH CLAIREMONT

COUNCIL DISTRICT: 6

SAP ID: B-11078 (S)



THIS MAP/DATA IS PROVIDED WITHOUT WARRANTY OF ANY KIND, EITHER EXPRESS OR IMPLIED, INCLUDING, BUT NOT LIMITED TO, THE IMPLIED WARRANTIES OR MERCHANTABILITY AND FITNESS FOR A PARTICULAR PURPOSE. Note: This product may contain information reproduced with permission granted by RAND McNALLY & COMPANY to SanGIS. This map is copyrighted by RAND McNALLY & COMPANY. It is unlawful to copy or reproduce all or any part thereof, whether for personal use or resale, without the prior, written permission of RAND McNALLY & COMPANY.

Construction Notes:

1. Contractor shall locate end of existing sewer mains prior to installation of cleanouts.
2. Contractor shall coordinate with property owners the schedule of work within the easement areas including access paths and staging areas within easements and adjacent properties prior to mobilization of work. Contractor shall obtain all permissions to access easement mains from the property owners prior to mobilization using the “Permit to do Work” form found in Appendix M.
3. Foot access to existing manholes in easements and private properties are limited. Contractor shall replace in kind all existing improvements damaged during construction at no additional cost to the City.
4. Use extreme caution when working due to low overhead utility lines.

APPENDIX E

**AGREEMENT FOR APPLICATION OF
EMULSION-AGGREGATE SLURRY**

AGREEMENT FOR APPLICATION OF EMULSION-AGGREGATE SLURRY

RELATED TO: **PIPELINE REHABILITATION S-1**

THIS Agreement for Application of Emulsion-Aggregate Slurry Related to **Pipeline Rehabilitation S-1** [Agreement] is made and entered into by and between the City of San Diego [City] and [*Insert name of Contractor*] [Contractor] (collectively referred to herein as “the Parties”).

RECITALS

A. WHEREAS, on or about [*Insert date*], the City and the Contractor entered into an agreement for the construction of **Pipeline Rehabilitation S-1** [Contract], SAP No. B-11078.

B. WHEREAS, in accordance with the terms of the Contract, the City and the Contractor agreed that the slurry sealing work described in Section 302-4, *Emulsion-Aggregate Slurry* and 600-3, *Rubberized Emulsion – Aggregate Slurry* would not be performed during the months of November, December, January, February, and/or March [Winter Months].

C. WHEREAS, work progressed in accordance with the Contract such that the slurry sealing work would, in the absence of the Parties’ agreement to the contrary, be performed during the Winter Months.

D. WHEREAS, the City and the Contractor desire to enter into this Agreement in order to fulfill their obligations under 302-4, *Emulsion-Aggregate Slurry* and 600-3, *Rubberized Emulsion – Aggregate Slurry* of the Contract.

NOW, THEREFORE, in consideration of the mutual obligations of the Parties as set forth in the above Recitals, which are incorporated herein by this reference, the City and the Contractor agree as follows:

ARTICLE I - WORK TO BE PERFORMED

1.1 Performance of Work.

The Contractor agrees to perform all slurry sealing work as set forth in Sections 302-4 and 600-3 of the Contract and *sheet (NONE) of the Project’s plans* [Slurry Work], which is/are incorporated by this reference as though fully set forth herein. The Slurry Work shall be performed in accordance with the Schedule of Work, attached hereto as “Exhibit A” and incorporated herein by this reference, or as otherwise agreed to by the Parties in a written change to the Schedule of Work. Unless otherwise specified, the time of completion of this Agreement shall be expressed in Working Days.

For the purposes of this Agreement:

- a) References in the specified sections to the “Agency” shall mean the City and the “Work” shall mean the Slurry Work.
- b) References to the specified sections shall mean sections of the GREENBOOK (Standard Specifications for Public Works Construction), the City Supplement, and Supplementary Special Provisions under the editions specified in the Contract.

1.2 Working Day.

See the City Supplements, Section 1-2, TERMS AND DEFINITIONS. The Engineer will make a daily determination of each Working Day to be charged against the Agreement time. These determinations will be discussed and the Contractor will be furnished a periodic statement showing allowable number of Working Days of Agreement time, including any adjustments, at the beginning of the reporting period. The statement will also indicate the number of Working Days charged during the reporting period and the number of Working Days of Agreement time remaining. If the Contractor does not agree with the statement, it shall file a written protest within 15 days after receipt, setting forth the facts of the protest. Otherwise, the statement will be deemed to have been accepted.

1.3 Prosecution of Slurry Work.

Section 6-2, *Prosecution of Work* is incorporated into this Agreement by this reference as though fully set forth herein.

1.4 Project Site Maintenance.

Section 7-8 of the Contract, *Project Site Maintenance* is incorporated into this Agreement by this reference as though fully set forth herein.

1.5 Protection and Restoration of Existing Improvements.

Section 7-9 of the Contract, *Protection and Restoration of Existing Improvements* is incorporated into this Agreement by this reference as though fully set forth herein.

1.6 Public Convenience and Safety.

Section 7-10 of the Contract, *Public Convenience and Safety* is incorporated into this Agreement by this reference as though fully set forth herein.

1.7 Completion, Acceptance, and Guarantee.

The Engineer will inspect the Slurry Work in accordance with Section 302-4 and 600-3 of the Contract. The Contractor shall provide the Engineer with written notice that the Slurry Work has been completed. If the Engineer determines that the Slurry Work has been completed to the Engineer's reasonable satisfaction and is ready for acceptance, the Engineer will accept the completed Work by sending written notice to the Contractor specifying the date of acceptance. All Slurry Work shall be subject to the warranty requirements of the Contract as specified in Section 6-8, COMPLETION, ACCEPTANCE, AND WARRANTY.

1.8 Payment to Contractor.

Upon completion of the Slurry Work, the City will pay the Contractor for slurry work, bonds, insurance, and traffic control in accordance with the applicable sections of the Contract.

1.9 Delays and Extensions of Time.

Section 6-6, *Delays and Extensions of Time* is incorporated into this Agreement by this reference as though fully set forth herein.

1.10 Liquidated Damages.

Section 6-9, *Liquidated Damages* is incorporated into this Agreement by this reference as though fully set forth herein.

ARTICLE II - BOND/INSURANCE/INDEMNIFICATION

2.1 Faithful Performance Bond.

Prior to execution of this Agreement, the Contractor shall provide the City with a faithful performance bond [Bond] in the amount of \$[*insert amount of Contractor's bid item for slurry work], guaranteeing faithful performance of all Slurry Work, within the time prescribed in this Agreement, in a manner satisfactory to City, and that all materials and workmanship will be free from original or developed defects. The Bond must remain in effect until the end of all warranty periods set forth in this Agreement. The Bond shall comply with Section 2-4, BONDS of the Contract.

2.2 Insurance.

Section 7-3, *Liability Insurance* is incorporated into this Agreement by this reference as though fully set forth herein. At all times during the term of this Agreement, the Contractor shall maintain insurance coverage required by Section 7-3, LIABILITY INSURANCE of the Contract for:

- a. Commercial General Liability.
- b. Commercial Automobile Liability.
- c. Worker's Compensation.

All policies must be primary and non-contributing to any insurance that may be carried by the City, as reflected in an endorsement, which shall be submitted to the City. The policies shall not be canceled, non-renewed, or materially changed except after 30 days prior written notice by the Contractor or the insurance carrier to the City by certified mail, except for non-payment of premium, in which case 10 days notice shall be provided.

2.3 Indemnification.

Section 7-15, *Indemnification And Hold Harmless Agreement* is incorporated into this Agreement by this reference as though fully set forth herein.

ARTICLE III - DEFAULT/TERMINATION

3.1 Default by Contractor.

Section 6-4, *Default by Contractor* is incorporated into this Agreement by this reference as though fully set forth herein.

3.2 Termination of Agreement.

Section 6-5, *Termination of Contract* is incorporated into this Agreement by this reference as though fully set forth herein.

ARTICLE IV - CONTRACTOR OBLIGATIONS

4.1 Compliance with the City's Equal Opportunity Contracting Program.

The Contractor and each Subcontractors shall comply with the City's Equal Opportunity Contracting Program requirements which the Contractor acknowledges receiving in conjunction with the Contract.

4.2 Non-Discrimination Ordinance.

The Contractor shall not discriminate on the basis of race, gender, religion, national origin, ethnicity, sexual orientation, age, or disability in the solicitation, selection, hiring or treatment of subcontractors, vendors or suppliers. The Contractor shall provide equal opportunity for subcontractors to participate in subcontracting opportunities. The Contractor understands and agrees that violation of this Section shall be considered a material breach of this Agreement and may result in contract termination, debarment, or other sanctions. This language shall be in contracts between the Contractor and Subcontractors, and Suppliers.

4.3 Compliance Investigations.

Upon the City's request, the Contractor agrees to provide to the City, within 60 days, a truthful and complete list of the names of all Subcontractors and Suppliers that the Contractor has used in the past 5 years on any of its contracts that were undertaken within San Diego County, including the total dollar amount paid by the Contractor for each subcontract or supply contract. The Contractor further agrees to fully cooperate in any investigation conducted by the City pursuant to the City's *Nondiscrimination in Contracting Ordinance* (Municipal Code sections 22.3501-22.3517.) The Contractor understands and agrees that violation of this clause shall be considered a material breach of the contract and may result in remedies being ordered against the Contractor up to and including contract termination, debarment, and other sanctions for violation of the provisions of the *Nondiscrimination in Contracting Ordinance*. The Contractor further understands and agrees that the procedures, remedies and sanctions provided for in the *Nondiscrimination Ordinance* apply only to violations of the *Nondiscrimination Ordinance*.

4.4 Drug-Free Workplace.

The Contractor agrees to comply with the City's Drug-Free Workplace requirements set forth in Council Policy 100-17, adopted by Council Resolution No. R-277952 and incorporated into this Agreement by this reference. The Contractor has certified to the City that it will provide a drug-free workplace by submitting a Contractor Certification for a Drug-Free Workplace form.

The Contractor further certifies that any subcontract for this Agreement shall contain language that binds the Subcontractor to comply with the drug-free workplace requirements of this Agreement, as required by Sections 2.A.(1) through (3) of Council Policy 100-17. The Contractor and Subcontractors shall be individually responsible for their own drug-free work place program.

4.3 Compliance with Controlling Law.

The Contractor shall comply with all laws, ordinances, regulations, and policies of the federal, state, and local governments applicable to this Agreement, including the California Labor Code. In addition, the Contractor shall comply immediately with all directives issued by the City or its authorized representatives under authority of any laws, statutes, ordinances, rules, or regulations. The laws of the State of California shall govern and control the terms and conditions of this Agreement.

ARTICLE V - GENERAL PROVISIONS

5.1 Jurisdiction, Venue, and Attorney's Fees.

The venue for any suit or proceeding concerning this Agreement, the interpretation or application of any of its terms, or any related disputes shall be in the County of San Diego, State of California. The prevailing party in any such suit or proceeding shall be entitled to a reasonable award of attorney's fees in addition to any other award made in such suit or proceeding.

5.2 Successors in Interest.

This Agreement and all rights and obligations created by this Agreement shall be in force and effect whether or not any parties to the Agreement have been succeeded by another entity, and all rights and obligations created by this Agreement shall be vested and binding on any party's successor in interest.

5.3 Integration.

This Agreement and the exhibits and references incorporated into this Agreement fully express all understandings of the Parties concerning the matters covered in this Agreement. No change, alteration, or modification of the terms or conditions of this Agreement, and no verbal understanding of the Parties, their officers, agents, or employees shall be valid unless made in the form of a written change agreed to in writing by both Parties or an amendment to this Agreement agreed to by both Parties. All prior negotiations and agreements are merged into this Agreement.

5.4 No Waiver.

No failure of either the City or the Contractor to insist upon the strict performance by the other of any covenant, term or condition of this Agreement, nor any failure to exercise any right or remedy consequent upon a breach of any covenant, term, or condition of this Agreement, shall constitute a waiver of any such breach or of such covenant, term or condition. No waiver of any breach shall affect or alter this Agreement, and each and every covenant, condition, and term hereof shall continue in full force and effect to any existing or subsequent breach.

5.5 Severability.

The unenforceability, invalidity, or illegality of any provision of this Agreement shall not render any other provision of this Agreement unenforceable, invalid, or illegal.

5.6 Drafting Ambiguities.

The Parties agree that they are aware that they have the right to be advised by counsel with respect to the negotiations, terms and conditions of this Agreement, and the decision of whether or not to seek advice of counsel with respect to this Agreement is a decision, which is the sole responsibility of each Party. This Agreement shall not be construed in favor of or against either Party by reason of the extent to which each Party participated in the drafting of the Agreement.

5.7 City Acts/Approvals.

Whenever an act or approval is required by the City in accordance with the terms of this Agreement, that the Engineering and Capital Projects Department Director or duly designated representative shall perform act or approval.

5.8 Signing Authority.

The representative for each Party signing on behalf of a corporation, partnership, joint venture or governmental entity hereby declares that authority has been obtained to sign on behalf of the corporation, partnership, joint venture, or entity and agrees to hold the other Party or Parties hereto harmless if it is later determined that such authority does not exist.

IN WITNESS WHEREOF, this Agreement is executed by the City of San Diego, by and through its Public Works Department Director in accordance with Resolution No. [*Insert resolution number authorizing underlying construction contract*], and by Contractor.

THE CITY OF SAN DIEGO

Dated:

By:

[*Insert name and title*]

CONTRACTOR

Dated:

By:

[*Insert name and title*]

I HEREBY APPROVE the form and legality of the foregoing Agreement this
day of _____, 20__ .

JAN I GOLDSMITH, City Attorney

By:

Deputy City Attorney

EXHIBIT A
SCHEDULE OF WORK

[*Insert Schedule Showing Time (in Working Days) in Which Work is to be Performed*]

APPENDIX F

**SCOPE OF WORK
Sewer Pipeline Rehab**

PIPELINE REHABILITATION S-1

SCOPE OF SEWER PIPELINE REHAB

FSN	STREET NAME	LENGTH	SIZE	MATERIAL	LATERALS	COMMENTS	DS MH ID	US MH ID	MAX d/D	SLOPE	THOMAS BRO	DS FIELD BOOK PAGE	COMMUNITY	COUNCIL DISTRICT	REMARKS
17178	CORK	137	8	VC	5	Rehab	273	275	6.82%	0.40%	1228G7	E10S	Clairemont Mesa	6	Install Cleanout
17179	CORK	86	8	VC	2	Rehab	273	272	4.46%	0.40%	1228G7	E10S	Clairemont Mesa	6	Install Cleanout
17180	ARLENE	298	8	VC	8	Rehab	277	273	6.05%	5.51%	1228G7	E10S	Clairemont Mesa	6	
17181	ARLENE	130	8	VC	8	Rehab	276	278	9.10%	0.38%	1228G7	E10S	Clairemont Mesa	6	Install Cleanout
17182	ARLENE	116	8	VC	2	Rehab	277	276	9.80%	0.42%	1228G7	E10S	Clairemont Mesa	6	
17183	ARLENE	113	8	VC	0	Rehab	279	277	14.98%	0.38%	1228G7	E10S	Clairemont Mesa	6	Easement Area
17185	DIANE	128	8	VC	0	Rehab	282	280	14.75%	0.41%	1228G7	E10S	Clairemont Mesa	6	Easement Area
17187	CRISP	155	8	VC	3	Rehab	282	284	10.48%	7.01%	1228G7	E10S	Clairemont Mesa	6	
17191	CRISP	103	8	VC	1	Rehab	285	286	20.32%	0.40%	1228G7	E10S	Clairemont Mesa	6	
17192	CRISP	255	8	VC	6	Rehab	286	287	11.38%	0.40%	1228G7	E10S	Clairemont Mesa	6	
17194	CRISP	276	8	VC	8	Rehab	287	288	9.50%	0.40%	1228G7	E10S	Clairemont Mesa	6	
17193	CLOUD	325	8	VC	9	Rehab	286	297	15.16%	0.60%	1228G7	E10S	Clairemont Mesa	6	
17202	CLOUD	325	8	VC	11	Rehab	297	296	13.75%	0.60%	1228G6	E10S	Clairemont Mesa	6	
17201	CLOUD	150	8	VC	9	Rehab	296	295	10.98%	0.60%	1228G6	E10S	Clairemont Mesa	6	Install Cleanout
17186	DIANE	284	8	VC	8	Rehab	283	282	27.72%	0.40%	1228G7	E10S	Clairemont Mesa	6	
17203	DIANE	196	8	VC	5	Rehab	298	283	24.07%	0.75%	1228G7	E10S	Clairemont Mesa	6	
20863	DIANE	189	8	VC	5	Rehab	298	45	6.03%	3.30%	1228G7	E10S	Clairemont Mesa	6	
20865	DIANE	107	8	VC	7	Rehab	45	44	6.30%	1.00%	1228G7	F10S	Clairemont Mesa	6	Install Cleanout
17204	DIANE	260	8	VC	4	Rehab	299	298	23.54%	1.00%	1228G6	E10S	Clairemont Mesa	6	
20907	DIANE	125	8	VC	2	Rehab	299	42	7.67%	2.21%	1228G6	E10S	Clairemont Mesa	6	
20864	DIANE	169	8	VC	9	Rehab	42	43	8.64%	1.00%	1228G6	F10S	Clairemont Mesa	6	Install Cleanout
17205	DIANE	194	8	VC	6	Rehab	300	299	16.41%	5.25%	1228G6	E10S	Clairemont Mesa	6	
17189	DIANE	108	8	VC	1	Rehab	281	268	6.06%	4.50%	1228G7	E10S	Clairemont Mesa	6	
17176	COBB	358	8	VC	12	Point Repair/ Rehab	268	267	6.88%	1.00%	1228G7	E10S	Clairemont Mesa	6	
17177	DIANE	257	8	VC	7	Rehab	268	269	3.96%	3.10%	1228G7	E10S	Clairemont Mesa	6	
17198	NOAH	125	8	VC	4	Rehab	290	291	11.04%	0.60%	1228F6	E10S	Clairemont Mesa	6	
17199	NOAH	16	8	VC	2	Rehab	291	292	2.04%	4.94%	1228F6	E10S	Clairemont Mesa	6	Install Cleanout
17174	COBB	201	8	VC	5	Rehab	263	265	7.60%	7.80%	1228G7	E10S	Clairemont Mesa	6	
17170	BAXTER	189	8	VC	3	Rehab	263	260	5.22%	9.00%	1228F7	E10S	Clairemont Mesa	6	
17171	BAXTER	189	8	VC	5	Rehab	260	258	4.70%	9.50%	1228F7	E10S	Clairemont Mesa	6	
17172	BAXTER	227	8	VC	7	Rehab	258	256	4.77%	2.10%	1228F7	E10S	Clairemont Mesa	6	
17173	BAXTER	120	8	VC	3	Rehab	258	257	2.14%	6.40%	1228F7	E10S	Clairemont Mesa	6	Install Cleanout
17169	COBB	97	8	VC	1	Rehab	262	263	8.58%	10.61%	1228F7	E10S	Clairemont Mesa	6	
17168	COBB	276	8	VC	7	Rehab	261	262	9.84%	8.58%	1228F7	E10S	Clairemont Mesa	6	
17167	COBB	172	8	VC	5	Rehab	261	255	3.53%	7.60%	1228F7	E10S	Clairemont Mesa	6	Install Cleanout
17166	COBB	338	8	VC	9	Rehab	254	261	12.71%	4.99%	1228F7	E10S	Clairemont Mesa	6	
17154	COBB	150	8	VC	3	Rehab	254	253	7.34%	8.00%	1228F7	E10S	Clairemont Mesa	6	
17165	COBB	327	8	VC	9	Rehab	253	252	6.41%	9.00%	1228F7	E10S	Clairemont Mesa	6	
17164	COBB	200	8	VC	10	Rehab	252	251	5.26%	7.00%	1228F7	E10S	Clairemont Mesa	6	Install Cleanout

FSN	STREET NAME	LENGTH	SIZE	MATERIAL	LATERALS	COMMENTS	DS MH ID	US MH ID	MAX d/D	SLOPE	THOMAS BRO	DS FIELD BOOK PAGE	COMMUNITY	COUNCIL DISTRICT	REMARKS
13658	LUNA	300	8	VC	13	Rehab	218	219	16.43%	1.00%	1248D1	D11S	Clairemont Mesa	6	
13750	LUNA	75	8	VC	4	Rehab	320	321	15.51%	1.16%	1248D1	D11S	Clairemont Mesa	6	Install Cleanout
13749	LUNA	300	8	VC	9	Rehab	200	320	16.08%	0.50%	1248D1	D11S	Clairemont Mesa	6	
13653	LUNA	300	8	VC	10	Rehab	201	200	15.72%	0.80%	1248D1	D11S	Clairemont Mesa	6	
13652	LUNA	296	8	VC	8	Rehab	205	201	11.69%	5.15%	1248D1	D11S	Clairemont Mesa	6	
13651	MORAGA	231	8	VC	3	Rehab	205	204	44.04%	0.40%	1248D1	D11S	Clairemont Mesa	6	
13639	MORAGA	346	8	VC	9	Rehab	204	197	35.19%	0.40%	1248D1	D11S	Clairemont Mesa	6	
13632	MORAGA	191	8	VC	2	Rehab	197	193	34.89%	0.40%	1248D1	D11S	Clairemont Mesa	6	
13629	MORAGA	175	8	VC	6	Rehab	193	194	4.22%	4.50%	1248D1	D11S	Clairemont Mesa	6	Install Cleanout
13634	NEOSHO	337	8	VC	12	Rehab	192	189	11.60%	1.00%	1248D1	D11S	Clairemont Mesa	6	
13633	NEOSHO	298	8	VC	8	Rehab	197	192	7.37%	3.77%	1248D1	D11S	Clairemont Mesa	6	
13630	OGALALA	242	8	VC	4	Rehab	193	195	32.70%	0.65%	1248D1	D11S	Clairemont Mesa	6	
13640	NORWALK	250	8	VC	5	Rehab	195	212	20.79%	1.86%	1248D1	D11S	Clairemont Mesa	6	
13648	NORWALK	250	8	VC	8	Rehab	212	211	12.57%	1.00%	1248D1	D11S	Clairemont Mesa	6	
13649	NORWALK	150	8	VC	6	Point Repair/ Rehab	211	210	12.57%	2.00%	1248D1	D11S	Clairemont Mesa	6	Install Cleanout
13638	MOCCASIN	200	8	VC	5	Rehab	202	203	13.50%	0.40%	1248D1	D11S	Clairemont Mesa	6	Install Cleanout
13637	MOCCASIN	358	8	VC	12	Rehab	199	202	14.88%	0.40%	1248D1	D11S	Clairemont Mesa	6	
13636	MOCCASIN	358	8	VC	11	Rehab	337	199	14.85%	0.40%	1248D1	D11S	Clairemont Mesa	6	
13752	MOCCASIN	97	8	VC	0	Rehab	338	337	14.72%	0.40%	1248D1	D11S	Clairemont Mesa	6	
13751	LAKE FOREST	183	8	VC	6	Point Repair/ Rehab	338	323	14.72%	2.20%	1248D1	D11S	Clairemont Mesa	6	Install Cleanout
13778	POCAHONTAS	184	8	VC	3	Point Repair/ Rehab	242	241	16.00%	1.50%	1248D1	D11S	Clairemont Mesa	6	
17549	SAMOSET	135	8	VC	4	Rehab	375	374	13.50%	0.40%	1248F1	E11S	Clairemont Mesa	6	Install Cleanout
17550	KLEEFELD	125	8	VC	3	Rehab	375	452	13.50%	0.50%	1248E1	E11S	Clairemont Mesa	6	Install Cleanout
17548	KLEEFELD	281	8	VC	7	Rehab	373	375	14.64%	0.50%	1248E1	E11S	Clairemont Mesa	6	
17547	KLEEFELD	258	8	VC	6	Rehab	372	373	17.34%	0.50%	1248F1	E11S	Clairemont Mesa	6	
17664	KLEEFELD	150	8	VC	6	Rehab	372	73	17.34%	0.90%	1248F2	E11S	Clairemont Mesa	6	Install Cleanout
17663	VALLEJO	277	8	VC	7	Rehab	72	372	17.34%	0.50%	1248F1	E12S	Clairemont Mesa	6	
17662	VALLEJO	216	8	VC	6	Rehab	71	72	19.53%	0.96%	1248E2	E12S	Clairemont Mesa	6	
17661	VALLEJO	188	8	VC	4	Rehab	71	70	19.53%	0.40%	1248F2	E12S	Clairemont Mesa	6	Install Cleanout
17660	VALLEJO	116	8	VC	2	Point Repair/ Rehab	69	71	20.21%	0.50%	1248E2	E12S	Clairemont Mesa	6	
17659	VALLEJO	257	8	VC	5	Rehab	61	69	23.31%	0.50%	1248E2	E12S	Clairemont Mesa	6	
17650	TECUMSEH	169	8	VC	2	Rehab	61	60	9.94%	1.59%	1248E2	E12S	Clairemont Mesa	6	
17649	TECUMSEH	359	8	VC	11	Rehab	60	370	13.01%	1.00%	1248E1	E12S	Clairemont Mesa	6	
17546	TECUMSEH	250	8	VC	9	Rehab	370	371	13.25%	1.00%	1248E1	E11S	Clairemont Mesa	6	
17605	SAMOSET	166	8	VC	3	Rehab	15	16	18.20%	1.60%	1248E2	E12S	Clairemont Mesa	6	
17606	SAMOSET	273	8	VC	10	Rehab	16	367	13.70%	1.00%	1248E1	E12S	Clairemont Mesa	6	
17544	SAMOSET	273	8	VC	9	Rehab	367	369	14.12%	1.00%	1248E1	E11S	Clairemont Mesa	6	
17545	SAMOSET	295	8	VC	10	Rehab	369	377	12.89%	1.00%	1248E1	E11S	Clairemont Mesa	6	
17604	SAGINAW	202	8	VC	1	Rehab	14	15	16.99%	3.60%	1248E2	E12S	Clairemont Mesa	6	
17603	ROLFE	265	8	VC	5	Rehab	14	13	38.15%	0.53%	1248E2	E12S	Clairemont Mesa	6	
17601	ROLFE	310	8	VC	6	Rehab	13	12	24.29%	0.30%	1248E2	E12S	Clairemont Mesa	6	
21770	CHASEWOOD	140	8	VC	6	Rehab	248	249	4.45%	3.20%	1248J4	F13S	Clairemont Mesa	6	Install Cleanout

FSN	STREET NAME	LENGTH	SIZE	MATERIAL	LATERALS	COMMENTS	DS MH ID	US MH ID	MAX d/D	SLOPE	THOMAS BRO	DS FIELD BOOK PAGE	COMMUNITY	COUNCIL DISTRICT	REMARKS
21780	CHASEWOOD	300	8	VC	9	Rehab	266	248	5.96%	4.60%	1248J4	F13S	Clairemont Mesa	6	
21783	CHASEWOOD	173	8	VC	4	Rehab	277	268	7.57%	6.78%	1248J4	F13S	Clairemont Mesa	6	
21786	CHASEWOOD	173	8	VC	4	Rehab	278	277	8.52%	6.29%	1248J4	F13S	Clairemont Mesa	6	
21792	CHASEWOOD	350	8	VC	5	Rehab	279	278	9.75%	5.30%	1248J4	F13S	Clairemont Mesa	6	
21784	ALDFORD	139	8	VC	3	Rehab	270	269	2.67%	7.97%	1248H4	F13S	Clairemont Mesa	6	Install Cleanout
21785	ALDFORD	226	8	VC	7	Rehab	271	270	5.48%	3.30%	1248H4	F13S	Clairemont Mesa	6	
21787	ALDFORD	230	8	VC	7	Rehab	272	271	7.04%	3.30%	1248H4	F13S	Clairemont Mesa	6	
21789	ALDFORD	60	8	VC	3	Rehab	273	272	7.65%	3.22%	1248H4	F13S	Clairemont Mesa	6	
21790	ALDFORD	206	8	VC	3	Rehab	274	273	8.19%	3.16%	1248H4	F13S	Clairemont Mesa	6	
21726	BROADLAWN	30	8	VC	1	Rehab	203	204	2.18%	1.00%	1248J3	F13S	Clairemont Mesa	6	Install Cleanout
21728	BROADLAWN	287	8	VC	9	Rehab	201	203	7.13%	1.00%	1248J3	F13S	Clairemont Mesa	6	
21707	BROADLAWN	300	8	VC	8	Rehab	180	201	8.35%	1.90%	1248J3	F13S	Clairemont Mesa	6	
21708	BATISTA	230	8	VC	7	Rehab	180	181	7.46%	0.40%	1248J3	F13S	Clairemont Mesa	6	Install Cleanout
21706	BATISTA	249	8	VC	4	Point Repair/ Rehab	179	180	14.45%	0.44%	1248J3	F13S	Clairemont Mesa	6	
21705	BIDDLE	300	8	VC	10	Rehab	179	202	9.82%	1.33%	1248J3	F13S	Clairemont Mesa	6	
21729	BIDDLE	300	8	VC	12	Rehab	202	210	7.75%	1.00%	1248J3	F13S	Clairemont Mesa	6	
21692	BIDDLE	255	8	VC	3	Rehab	171	179	20.74%	0.36%	1248J3	F13S	Clairemont Mesa	6	
21693	FORUM	255	8	VC	4	Point Repair/ Rehab	170	171	20.76%	0.40%	1248J3	F13S	Clairemont Mesa	6	
21701	FORUM	177	8	VC	9	Rehab	170	169	5.87%	1.64%	1248J3	F13S	Clairemont Mesa	6	Install Cleanout
21695	SALIZAR	350	8	VC	13	Rehab	164	163	20.22%	0.91%	1248J3	F13S	Clairemont Mesa	6	
21697	SALIZAR	201	8	VC	5	Rehab	141	165	18.89%	1.60%	1248J3	F13S	Clairemont Mesa	6	
21671	SALIZAR	82	8	VC	2	Rehab	142	141	18.02%	2.01%	1248J3	F13S	Clairemont Mesa	6	
27094	FROST	292	8	VC	1	Rehab	237	238	18.85%	1.20%	1249B5	G14S	Serra Mesa	6	
27095	FROST	200	8	VC	1	Rehab	238	239	12.03%	2.50%	1249B5	G14S	Serra Mesa	6	
27096	FROST	290	8	VC	0	Rehab	239	240	9.25%	7.52%	1249B5	G14S	Serra Mesa	6	
26944	ARMSTRONG	64	8	VC	0	Rehab	81	80	24.73%	1.16%	1249A5	G14S	Clairemont Mesa	6	
26941	MESA COLLEGE	350	8	VC	5	Rehab	81	78	15.78%	2.50%	1249A5	G14S	Clairemont Mesa	6	
27156	MESA COLLEGE	200	8	VC	5	Rehab	78	77	16.68%	0.60%	1249A5	G14S	Clairemont Mesa	6	Install Cleanout
26945	ARMSTRONG	310	8	VC	0	Rehab	82	81	47.00%	0.46%	1249A5	G14S	Linda Vista	6	
26949	ARMSTRONG	345	8	VC	2	Rehab	87	82	45.00%	0.40%	1249A5	G14S	Linda Vista	6	
13678	CLAIREMONT	275	8	VC	5	Rehab	245	246	11.00%	1.20%	1248E1	D11S	Clairemont Mesa	6	
13679	CLAIREMONT	226	8	VC	6	Point Repair/ Rehab	246	343	12.00%	0.40%	1248E1	D11S	Clairemont Mesa	6	Install Cleanout
17651	SAGINAW	270	8	VC	7	Rehab	15	61	25.10%	0.50%	1248E2	E12S	Clairemont Mesa	6	
21754	BROOKSHIRE	136	8	VC	2	Rehab	244	234	3.52%	9.85%	1248H4	F13S	Clairemont Mesa	6	
21760	BROOKSHIRE	165	8	VC	4	Rehab	242	244	4.70%	10.00%	1248H4	F13S	Clairemont Mesa	6	
21759	BROOKSHIRE	248	8	VC	6	Rehab	241	242	5.86%	8.51%	1248H4	F13S	Clairemont Mesa	6	
21933	BROOKSHIRE	103	8	VC	4	Rehab	421	241	8.72%	11.48%	1248H4	F13S	Clairemont Mesa	6	
21915	BROOKSHIRE	69	8	VC	3	Rehab	421	420	7.02%	0.41%	1248H4	F13S	Clairemont Mesa	6	Install Cleanout
21766	LANEWOOD	305	8	VC	8	Rehab	253	320	11.29%	0.60%	1248J4	F13S	Clairemont Mesa	6	
21850	LANEWOOD	92	8	VC	7	Rehab	320	321	9.26%	0.60%	1248J4	F13S	Clairemont Mesa	6	Install Cleanout
21849	BACONTREE	147	8	VC	7	Rehab	319	317	5.43%	2.50%	1248J4	F13S	Clairemont Mesa	6	Install Cleanout
21800	BACONTREE	136	8	VC	4	Rehab	319	318	6.20%	0.60%	1248J4	F13S	Clairemont Mesa	6	Install Cleanout
21767	BACONTREE	265	8	VC	7	Rehab	251	319	8.50%	2.20%	1248J4	F13S	Clairemont Mesa	6	

FSN	STREET NAME	LENGTH	SIZE	MATERIAL	LATERALS	COMMENTS	DS MH ID	US MH ID	MAX d/D	SLOPE	THOMAS BRO	DS FIELD BOOK PAGE	COMMUNITY	COUNCIL DISTRICT	REMARKS
21764	AUBURNDALE	120	8	VC	3	Rehab	253	256	4.23%	1.67%	1248J4	F13S	Clairemont Mesa	6	Install Cleanout
21765	AUBURNDALE	155	8	VC	2	Rehab	252	253	7.06%	7.12%	1248J4	F13S	Clairemont Mesa	6	
21768	AUBURNDALE	107	8	VC	0	Rehab	251	252	7.09%	7.00%	1248J4	F13S	Clairemont Mesa	6	
21725	BIDDLE	235	8	VC	8	Rehab	208	209	5.39%	5.00%	1248J3	F13S	Clairemont Mesa	6	
21935	BROADLAWN	80	8	VC	4	Rehab	197	198	2.89%	7.00%	1248J3	F13S	Clairemont Mesa	6	Install Cleanout
21855	TANGLEWOOD	346	8	VC	10	Rehab	324	325	12.33%	0.40%	1248J4	F13S	Clairemont Mesa	6	
21854	MEADOWGATE	275	8	VC	5	Rehab	324	328	7.04%	0.40%	1248J4	F13S	Clairemont Mesa	6	Install Cleanout
21853	TANGLEWOOD	350	8	VC	11	Rehab	323	324	16.99%	0.40%	1248J4	F13S	Clairemont Mesa	6	
21769	CHASEWOOD	50	8	VC	1	Rehab	251	250	2.70%	0.40%	1248J4	F13S	Clairemont Mesa	6	Install Cleanout
21771	AUBURNDALE	285	8	VC	5	Rehab	286	251	10.28%	6.10%	1248J4	F13S	Clairemont Mesa	6	
21799	AUBURNDALE	180	8	VC	4	Rehab	285	286	10.30%	7.71%	1248J4	F13S	Clairemont Mesa	6	
21798	AUBURNDALE	195	8	VC	2	Rehab	283	285	10.49%	7.70%	1248J4	F13S	Clairemont Mesa	6	
21797	AUBURNDALE	267	8	VC	2	Rehab	282	283	10.80%	7.77%	1248J4	F13S	Clairemont Mesa	6	
21795	BEAGLE	137	8	VC	0	Rehab	282	280	7.82%	17.64%	1248J4	F13S	Clairemont Mesa	6	
21804	BEAGLE	350	8	VC	9	Rehab	280	287	8.63%	11.14%	1248J4	F13S	Clairemont Mesa	6	
21805	BEAGLE	264	8	VC	7	Rehab	287	288	9.56%	5.19%	1248J4	F13S	Clairemont Mesa	6	
21806	KESTON	170	8	VC	5	Rehab	288	297	9.18%	0.40%	1248J4	F13S	Clairemont Mesa	6	Install Cleanout
21807	BEAGLE	357	8	VC	11	Rehab	288	296	7.81%	3.99%	1248J4	F13S	Clairemont Mesa	6	
21772	BROOKSHIRE	115	8	VC	0	Rehab	259	421	20.89%	0.40%	1248H4	F13S	Clairemont Mesa	6	Easement Area
21773	FIREWAY	47	8	VC	0	Rehab	260	259	8.51%	16.62%	1248H4	F13S	Clairemont Mesa	6	Easement Area
21757	SHIREHALL	115	8	VC	0	Rehab	240	422	7.70%	5.52%	1248H4	F13S	Clairemont Mesa	6	Easement Area
13660	MOCCASIN	282	8	VC	9	Rehab	237	236	14.66%	0.50%	1248D1	D11S	Clairemont Mesa	6	
13661	MOCCASIN	125	8	VC	5	Rehab	236	235	12.66%	0.40%	1248D1	D11S	Clairemont Mesa	6	Install Cleanout
13692	POCAHONTAS	130	8	VC	8	Rehab	240	239	12.00%	2.01%	1248D1	D11S	Clairemont Mesa	6	Install Cleanout
13690	POCAHONTAS	200	8	VC	5	Rehab	241	257	14.00%	1.48%	1248D1	D11S	Clairemont Mesa	6	
17591	ROLFE	258	8	VC	6	Rehab	4	14	37.83%	0.40%	1248E2	E12S	Clairemont Mesa	6	
17329	FIRESTONE	253	8	VC	4	Rehab	135	134	15.62%	0.36%	1228F7	E11S	Clairemont Mesa	6	
17330	FIRESTONE	224	8	VC	7	Rehab	136	135	15.93%	0.36%	1228F7	E11S	Clairemont Mesa	6	
17331	FIRESTONE	195	8	VC	4	Rehab	259	136	17.42%	0.40%	1228F7	E10S	Clairemont Mesa	6	
17397	LEHRER	300	8	VC	4	Rehab	221	209	23.90%	0.41%	1228G7	E11S	Clairemont Mesa	6	
17396	LEHRER	300	8	VC	5	Rehab	209	208	14.70%	1.00%	1228G7	E11S	Clairemont Mesa	6	
17395	LEHRER	150	8	VC	4	Rehab	208	207	11.84%	1.00%	1228G7	E11S	Clairemont Mesa	6	Install Cleanout
17398	ABERDEEN	299	8	VC	7	Rehab	220	210	25.50%	2.30%	1228G7	E11S	Clairemont Mesa	6	Install Cleanout
17399	ABERDEEN	180	8	VC	8	Rehab	212	211	12.45%	0.50%	1228G7	E11S	Clairemont Mesa	6	Install Cleanout
17400	ABERDEEN	300	8	VC	6	Rehab	194	212	30.96%	1.00%	1228G7	E11S	Clairemont Mesa	6	
17387	ABERDEEN	312	8	VC	10	Rehab	195	196	13.86%	0.40%	1228G7	E11S	Clairemont Mesa	6	
17388	ARTESIAN	190	8	VC	8	Rehab	196	188	14.94%	0.40%	1228G7	E11S	Clairemont Mesa	6	Install Cleanout
17386	ABERDEEN	203	8	VC	3	Rehab	194	195	30.96%	1.15%	1228G7	E11S	Clairemont Mesa	6	
17528	CLAIREMONT	264	8	VC	5	Point Repair/ Rehab	346	345	14.40%	0.40%	1248E1	E11S	Clairemont Mesa	6	
17527	CLAIREMONT	205	8	VC	4	Rehab	345	344	9.80%	0.40%	1248E1	E11S	Clairemont Mesa	6	Install Cleanout
17190	CRISP	72	8	VC	2	Rehab	284	285	12.14%	3.50%	1228G7	E10S	Clairemont Mesa	6	
17188	DIANE	129	8	VC	2	Rehab	282	281	6.49%	4.50%	1228G7	E10S	Clairemont Mesa	6	
17184	FIREWAY	27	8	VC	0	Point Repair/ Rehab	280	279	15.08%	0.37%	1228G7	E10S	Clairemont Mesa	6	Easement Area
13691	POCAHONTAS	166	8	VC	3	Rehab	241	240	13.59%	0.78%	1248D1	D11S	Clairemont Mesa	6	
21680	TANGLEWOOD	62	8	VC	4	Rehab	325	155	7.61%	0.40%	1248J4	F13S	Clairemont Mesa	6	Install Cleanout
21938	SHIREHALL/BROOKSHIRE	37	8	VC	0	Rehab	466	240	7.71%	5.51%	1248H4	F13S	Clairemont Mesa	6	Easement Area
21758	BROOKSHIRE	110	8	VC	0	Rehab	241	466	7.71%	5.50%	1248H4	F13S	Clairemont Mesa	6	Easement Area

FSN	STREET NAME	LENGTH	SIZE	MATERIAL	LATERALS	COMMENTS	DS MH ID	US MH ID	MAX d/D	SLOPE	THOMAS BRO	DS FIELD BOOK PAGE	COMMUNITY	COUNCIL DISTRICT	REMARKS
21774	FIREWAY	117	8	VC	0	Rehab	262	260	14.10%	2.00%	1248H4	F13S	Clairemont Mesa	6	Easement Area
21753	FIREWAY	100	8	VC	3	Rehab	234	233	3.26%	7.00%	1248H4	F13S	Clairemont Mesa	6	Install Cleanout
17410	BAXTER	289	8	VC	7	Rehab	221	259	16.88%	0.36%	1228F7	E11S	Clairemont Mesa	6	
17327	FRINK	170	8	VC	7	Rehab	134	132	7.82%	0.40%	1228F7	E11S	Clairemont Mesa	6	Install Cleanout
17328	FRINK	200	8	VC	9	Rehab	134	250	8.19%	0.40%	1228F7	E10S	Clairemont Mesa	6	Install Cleanout

TOTAL IN FT 36,707 **TOTAL LATERALS** 931
TOTAL IN MILE 6.95

NEW Cleanout (Total =46)
MH Rehab (Total =14)
MH Replace (Total =7)

APPENDIX G

SCOPE OF WORK

**(PART A – SEWER REHAB) (PART B – SEWER REPLACE MH)
(PART C – NEW CLEANOUT)**

Part A -Sewer Manhole Replace

MH FSN	MH ID	Main FSN	FIELD BOOK PAGE	MH Depth(ft)	STREET NAME	REMARKS
84759	268	17189	E10S	7	BAXTER	
84756	265	17174	E10S	7	COBB	
81476	241	13778	D11S	7	VALLEJO	
89219	180	21706	F13S	6	FORUM	
94283	78	26941	G14S	6	CLAIREMONT	
89264	234	21754	F13S	7	BROOKSHIRE	
84775	285	17190	E10S	7	AUBURNDALE	Easement Area

Part B -Sewer Manhole Rehab

MH FSN	MH ID	Main FSN	FIELD BOOK	MH Depth(ft)	STREET NAME	REMARKS
89204	165	21697	F13S	6	SALIZAR	
89277	248	21770	F13S	6	CHASEWOOD	
94287	82	26945	G14S	13	ARMSTRONG	
94290	87	26949	G14S	10	ARMSTRONG	
89344	320	21850	F13S	8	LANEWOOD	
89232	197	21935	F13S	8	BROADLAWN	
84775	324	21855	F13S	8	TANGLEWOOD	
89347	323	21853	F13S	8	TANGLEWOOD	
89309	283	21798	F13S	7	AUBURNDALE	
85165	4	17591	E12S	13	ROLFE	
84904	135	17329	E11S	5	FIRESTONE	
84979	220	17398	E11S	11	ABERDEEN	
84958	194	17400	E11S	7	ABERDEEN	
89289	262	21774	F13S	7		Easement Area

Part C-Sewer New Cleanout

No.	FSN	STREET NAME	LENGTH	SIZE	LATERALS	DS MH ID	US MH	DS FIELD BOOK PAGE	US FIELD BOOK PAGE	THOMAS BRO	REMARKS
1	17178	CORK	137	8	5	273	275	E10S	E10S	1228G7	Install Cleanout
2	17179	CORK	86	8	2	273	272	E10S	E10S	1228G7	Install Cleanout
3	17181	ARLENE	130	8	8	276	278	E10S	E10S	1228G7	Install Cleanout
4	17201	CLOUD	150	8	9	296	295	E10S	E10S	1228G6	Install Cleanout
5	20865	DIANE	107	8	7	45	44	F10S	F10S	1228G7	Install Cleanout
6	20864	DIANE	169	8	9	42	43	F10S	F10S	1228G6	Install Cleanout
7	17199	NOAH	16	8	2	291	292	E10S	E10S	1228F6	Install Cleanout
8	17173	BAXTER	120	8	3	258	257	E10S	E10S	1228F7	Install Cleanout
9	17167	COBB	172	8	5	261	255	E10S	E10S	1228F7	Install Cleanout
10	17164	COBB	200	8	10	252	251	E10S	E10S	1228F7	Install Cleanout
11	13750	LUNA	75	8	4	320	321	D11S	D11S	1248D1	Install Cleanout
12	13629	MORAGA	175	8	6	193	194	D11S	D11S	1248D1	Install Cleanout
13	13649	NORWALK	150	8	6	211	210	D11S	D11S	1248D1	Install Cleanout
14	13638	MOCCASIN	200	8	5	202	203	D11S	D11S	1248D1	Install Cleanout
15	13751	LAKE FOREST	183	8	6	338	323	D11S	D11S	1248D1	Install Cleanout
16	17549	SAMOSET	135	8	4	375	374	E11S	E11S	1248F1	Install Cleanout
17	17550	KLEEFELD	125	8	3	375	452	E11S	E11S	1248E1	Install Cleanout
18	17664	KLEEFELD	150	8	6	372	73	E11S	E12S	1248F2	Install Cleanout
19	17661	VALLEJO	188	8	4	71	70	E12S	E12S	1248F2	Install Cleanout
20	21770	CHASEWOOD	140	8	6	248	249	F13S	F13S	1248J4	Install Cleanout
21	21784	ALDFORD	139	8	3	270	269	F13S	F13S	1248H4	Install Cleanout
22	21726	BROADLAWN	30	8	1	203	204	F13S	F13S	1248J3	Install Cleanout
23	21708	BATISTA	230	8	7	180	181	F13S	F13S	1248J3	Install Cleanout
24	21701	FORUM	177	8	9	170	169	F13S	F13S	1248J3	Install Cleanout
25	27156	MESA COLLEGE	200	8	5	78	77	G14S	G14S	1249A5	Install Cleanout
26	13679	CLAIREMONT	226	8	6	246	343	D11S	E11S	1248E1	Install Cleanout
27	21915	BROOKSHIRE	69	8	3	421	420	F13S	F13S	1248H4	Install Cleanout
28	21850	LANEWOOD	92	8	7	320	321	F13S	F13S	1248J4	Install Cleanout
29	21849	BACONTREE	147	8	7	319	317	F13S	F13S	1248J4	Install Cleanout
30	21800	BACONTREE	136	8	4	319	318	F13S	F13S	1248J4	Install Cleanout
31	21764	AUBURNDALE	120	8	3	253	256	F13S	F13S	1248J4	Install Cleanout
32	21935	BROADLAWN	80	8	4	197	198	F13S	F13S	1248J3	Install Cleanout
33	21854	MEADOWGATE	275	8	5	324	328	F13S	F13S	1248J4	Install Cleanout

34	21769	CHASEWOOD	50	8	1	251	250	F13S	F13S	1248J4	Install Cleanout
35	21806	KESTON	170	8	5	288	297	F13S	F13S	1248J4	Install Cleanout
36	13661	MOCCASIN	125	8	5	236	235	D11S	D11S	1248D1	Install Cleanout
37	13692	POCAHONTAS	130	8	8	240	239	D11S	D11S	1248D1	Install Cleanout
38	17395	LEHRER	150	8	4	208	207	E11S	E11S	1228G7	Install Cleanout
39	17398	ABERDEEN	299	8	7	220	210	E11S	E11S	1228G7	Install Cleanout
40	17399	ABERDEEN	180	8	8	212	211	E11S	E11S	1228G7	Install Cleanout
41	17388	ARTESIAN	190	8	8	196	188	E11S	E11S	1228G7	Install Cleanout
42	17527	CLAIREMONT	205	8	4	345	344	E11S	E11S	1248E1	Install Cleanout
43	21680	TANGLEWOOD	62	8	4	325	155	F13S	F13S	1248J4	Install Cleanout
44	21753	FIREWAY	100	8	3	234	233	F13S	F13S	1248H4	Install Cleanout
45	17327	FRINK	170	8	7	134	132	E11S	E11S	1228F7	Install Cleanout
46	17328	FRINK	200	8	9	134	250	E10S	E10S	1228F7	Install Cleanout

APPENDIX H
SCOPE OF WORK
(Part D – Sewer Rehab Lateral)

PIPELINE REHABILITATION S-1

Part D-Sewer Rehabilitation Lateral

Number	Lateral FSN	Field Book	OFFSET Ref	Offset FT	Lateral Size	STREET NAME			THOMAS BRO
1	171600	E10S	RGT OF LFT LL	5	4	5545	CLOUD	WY	1228G6
2	171601	E10S	LFT OF RGT LL	5	4	5555	CLOUD	WY	1228G6
3	171602	E10S	RGT OF LFT LL	18	4	5542	CLOUD	WY	1228G6
4	172472	E10S	RGT OF LFT LL	45	4	4715	COBB	DR	1228F7
5	172479	E10S	LFT OF RGT LL	9	4	4731	COBB	DR	1228F7
6	172487	E10S	LFT OF RGT LL	14	4	5132	ARLENE	CT	1228G7
7	172492	E10S	LFT OF RGT LL	37	4	5187	DIANE	AV	1228G7
8	171636	E10S	unset	0	4	5530	DIANE	AV	1228G6
9	172510	E10S	RGT OF LFT LL	30	4	4825	COBB	DR	1228G7
10	172512	E10S	LFT OF RGT LL	22	4	5218	COBB	PL	1228F7
11	172513	E10S	LFT OF RGT LL	22	4	5177	ARLENE	CT	1228G7
12	172514	E10S	MANHOLE	66	4	5129	ARLENE	CT	1228G7
13	172517	E10S	RGT OF LFT LL	23	4	5225	COBB	PL	1228F7
14	171664	E10S	unset	0	4	5518	DIANE	AV	1228G6
15	172650	E10S	RGT OF LFT LL	10	4	4633	BAXTER	CT	1228F7
16	172675	E10S	LFT OF RGT LL	42	4	5159	BAXTER	ST	1228F7
17	172678	E10S	RGT OF LFT LL	16	4	4858	CORK	PL	1228G7
18	172689	E10S	LFT OF RGT LL	17	4	4677	BAXTER	CT	1228F7
19	172375	E10S	RGT OF LFT LL	26	4	5221	DIANE	AV	1228G7
20	172377	E10S	RGT OF LFT LL	4	4	5265	COBB	CT	1228F7
21	171675	E10S	RGT OF LFT LL	22	4	5511	CLOUD	WY	1228G6
22	173490	E11S	RGT OF LFT LL	19	4	4757	ABERDEEN	ST	1228G7
23	173494	E11S	RGT OF LFT LL	30	4	4773	ABERDEEN	ST	1228G7
24	173496	E11S	LFT OF RGT LL	29	4	4783	ABERDEEN	ST	1228G7
25	173512	E11S	RGT OF LFT LL	32	4	4870	ABERDEEN	ST	1228G7
26	173526	E11S	LFT OF RGT LL	8	4	4890	ABERDEEN	ST	1228G7
27	172410	E10S	RGT OF LFT LL	41	4	4730	COBB	DR	1228G7
28	172438	E10S	RGT OF LFT LL	18	4	5185	ARLENE	CT	1228G7
29	172439	F10S	LFT OF RGT LL	20	4	5188	ARLENE	CT	1228G7
30	172441	E10S	LFT OF RGT LL	7	4	5180	ARLENE	CT	1228G7
31	172442	E10S	RGT OF LFT LL	23	4	4780	COBB	DR	1228G7

Number	Lateral FSN	Field Book	OFFSET Ref	Offset FT	Lateral Size	STREET NAME			THOMAS BRO
32	172446	E10S	RGT OF LFT LL	31	4	4790	COBB	DR	1228G7
33	172447	E10S	RGT OF LFT LL	29	4	4820	COBB	DR	1228G7
34	172448	E10S	RGT OF LFT LL	25	4	4810	COBB	DR	1228G7
35	172449	E10S	RGT OF LFT LL	30	4	4840	COBB	DR	1228G7
36	172602	E10S	LFT OF RGT LL	9	4	5205	COBB	PL	1228F7
37	173382	E11S	LFT OF RGT LL	18	4	4708	ABERDEEN	ST	1228F7
38	173395	E11S	LFT OF RGT LL	19	4	4740	ABERDEEN	ST	1228G7
39	172609	E10S	LFT OF RGT LL	31	4	5166	DIANE	AV	1228G7
40	172615	E10S	RGT OF LFT LL	31	4	5111	ARLENE	CT	1228G7
41	172625	E10S	LFT OF RGT LL	37	4	5156	BAXTER	ST	1228F7
42	172628	E10S	LFT OF RGT LL	24	4	4666	BAXTER	CT	1228F7
43	173405	E11S	LFT OF RGT LL	29	4	4788	ABERDEEN	ST	1228G7
44	173419	E11S	RGT OF LFT LL	45	4	4830	ABERDEEN	ST	1228G7
45	173539	E11S	LFT OF RGT LL	58	4	4831	ABERDEEN	ST	1228G7
46	173585	E11S	RGT OF LFT LL	31	4	4865	ABERDEEN	ST	1228G7
47	172178	E10S	unset	0	4	5325	DIANE	AV	1228G7
48	172197	E10S	LFT OF RGT LL	32	4	4645	COBB	DR	1228F7
49	173131	E11S	LFT OF RGT LL	38	4	5110	FRINK	AV	1228F7
50	173180	E11S	LFT OF RGT LL	29	4	4741	LEHRER	DR	1228G7
51	173186	E11S	LFT OF RGT LL	46	4	4773	LEHRER	DR	1228G7
52	171811	E10S	RGT OF LFT LL	35	4	5515	NOAH	WY	1228F6
53	171831	E10S	LFT OF RGT LL	12	4	5514	NOAH	WY	1228F6
54	171848	E10S	LFT OF RGT LL	26	4	5475	NOAH	WY	1228F6
55	178061	E11S	LFT OF RGT LL	28	4	4612	KLEEFELD	AV	1248F1
56	178068	D11S	LFT OF RGT LL	37	4	3536	LUNA	AV	1248D1
57	178071	D11S	LFT OF RGT LL	29	4	3552	LUNA	AV	1248D1
58	171856	F10S	RGT OF LFT LL	10	4	4963	DIANE	PL	1228G6
59	172846	E11S	LFT OF RGT LL	19	4	5131	BAXTER	ST	1228F7
60	172019	E10S	LFT OF RGT LL	34	4	4921	DIANE	CT	1228G7
61	172037	F10S	LFT OF RGT LL	11	4	4955	DIANE	CT	1228G7
62	172040	E10S	LFT OF RGT LL	18	4	5329	CRISP	CT	1228G7
63	172051	E10S	LFT OF RGT LL	27	4	5335	CLOUD	WY	1228G7
64	172053	E10S	RGT OF LFT LL	24	4	5328	CRISP	CT	1228G7
65	172200	E10S	unset	0	4	5266	DIANE	AV	1228G7

Number	Lateral FSN	Field Book	OFFSET Ref	Offset FT	Lateral Size	STREET NAME			THOMAS BRO
66	178993	E12S	RGT OF LFT LL	27	4	4215	SAGINAW	AV	1248E2
67	172882	E11S	RGT OF LFT LL	43	4	4674	FIRESTONE	ST	1228F7
68	172253	E10S	LFT OF RGT LL	26	4	4763	CRISP	WY	1228G7
69	179010	E12S	RGT OF LFT LL	31	4	4235	SAGINAW	AV	1248E2
70	173041	E11S	LFT OF RGT LL	49	4	5102	BAXTER	ST	1228F7
71	173063	E11S	LFT OF RGT LL	29	4	5118	FRINK	AV	1228F7
72	173188	E11S	RGT OF LFT LL	19	4	4781	LEHRER	DR	1228G7
73	173190	E11S	LFT OF RGT LL	20	4	4789	LEHRER	DR	1228G7
74	171705	E10S	unset	0	4	5504	DIANE	AV	1228G6
75	171727	E10S	LFT OF RGT LL	13	4	5469	CLOUD	WY	1228G6
76	171877	E10S	unset	0	4	5424	DIANE	AV	1228G6
77	172723	E10S	LFT OF RGT LL	35	4	5151	BAXTER	ST	1228F7
78	172735	E10S	RGT OF LFT LL	16	4	4859	CORK	PL	1228G7
79	172740	E10S	LFT OF RGT LL	31	4	4841	CORK	PL	1228G7
80	172113	E10S	RGT OF LFT LL	36	4	4625	COBB	DR	1228F7
81	172114	E10S	LFT OF RGT LL	18	4	5323	CLOUD	WY	1228G7
82	172271	E10S	RGT OF LFT LL	26	4	4686	COBB	DR	1228F7
83	172272	E10S	LFT OF RGT LL	7	4	4779	CRISP	WY	1228G7
84	172283	E10S	LFT OF RGT LL	17	4	4787	CRISP	WY	1228G7
85	172291	E10S	LFT OF RGT LL	21	4	4795	CRISP	WY	1228G7
86	172944	E11S	LFT OF RGT LL	43	4	4644	FIRESTONE	ST	1228F7
87	173079	E11S	RGT OF LFT LL	43	4	4623	FIRESTONE	ST	1228F7
88	173084	E11S	LFT OF RGT LL	25	4	4633	FIRESTONE	ST	1228F7
89	173097	E11S	LFT OF RGT LL	29	4	4702	LEHRER	DR	1228F7
90	172294	E10S	RGT OF LFT LL	28	4	4829	CRISP	WY	1228G7
91	172296	E10S	RGT OF LFT LL	6	4	5282	COBB	CT	1228F7
92	172306	E10S	LFT OF RGT LL	5	4	5272	COBB	CT	1228F7
93	172315	E10S	LFT OF RGT LL	55	4	4857	CRISP	WY	1228G7
94	176992	D11S	RGT OF LFT LL	29	4	3290	LUNA	AV	1248D1
95	177011	D11S	RGT OF LFT LL	28	4	3325	MOCCASIN	AV	1248D1
96	171777	F10S	LFT OF RGT LL	36	4	4934	DIANE	PL	1228G6
97	171788	E10S	LFT OF RGT LL	24	4	5522	NOAH	WY	1228F6
98	171797	F10S	RGT OF LFT LL	17	4	4975	DIANE	PL	1228G6
99	171802	E10S	unset	0	4	5448	DIANE	AV	1228G6

Number	Lateral FSN	Field Book	OFFSET Ref	Offset FT	Lateral Size	STREET NAME			THOMAS BRO
100	171951	E10S	LFT OF RGT LL	10	4	5342	CRISP	CT	1228G7
101	178024	E11S	RGT OF LFT LL	30	4	4378	TECUMSEH	WY	1248E1
102	172784	E10S	unset	0	4	5134	FRINK	AV	1228F7
103	171977	E10S	LFT OF RGT LL	11	4	4606	COBB	DR	1228F7
104	171993	E10S	RGT OF LFT LL	22	4	5298	COBB	PL	1228F7
105	178360	E12S	LFT OF RGT LL	40	4	0			1248E2
106	177578	E11S	LFT OF RGT LL	20	4	4403	SAMOSET	AV	1248F1
107	177730	E11S	LFT OF RGT LL	33	4	4344	SAMOSET	AV	1248E1
108	177732	E11S	RGT OF LFT LL	31	4	0			1248E1
109	178527	E12S	LFT OF RGT LL	46	4	4321	TECUMSEH	WY	1248E2
110	178529	E12S	RGT OF LFT LL	25	4	4504	KLEEFELD	AV	1248F2
111	178535	E12S	LFT OF RGT LL	37	4	4648	KLEEFELD	AV	1248E2
112	177754	D11S	RGT OF LFT LL	26	4	3578	MOCCASIN	AV	1248D1
113	177780	D11S	RGT OF LFT LL	38	4	3588	MOCCASIN	AV	1248D1
114	176305	D11S	LFT OF RGT LL	24	4	4776	CLAIREMONT	DR	1248E1
115	176448	D11S	RGT OF LFT LL	44	4	4715	LAKE FOREST	AV	1248D1
116	176449	D11S	RGT OF LFT LL	34	4	3324	NEOSHO	PL	1248D1
117	178718	E12S	RGT OF LFT LL	39	4	4320	VALLEJO	CT	1248F2
118	177228	D11S	RGT OF LFT LL	40	4	3305	LUNA	AV	1248D1
119	176487	D11S	RGT OF LFT LL	27	4	3231	MOCCASIN	AV	1248D1
120	176491	D11S	MANHOLE	118	4	3636	POCAHONTAS	CT	1248D1
121	177398	D11S	RGT OF LFT LL	43	4	3231	LUNA	AV	1248D1
122	176624	D11S	LFT OF RGT LL	30	4	3615	POCAHONTAS	CT	1248D1
123	177418	D11S	RGT OF LFT LL	25	4	4681	MORAGA	AV	1248D1
124	177419	D11S	LFT OF RGT LL	38	4	4676	MORAGA	AV	1248D1
125	176637	D11S	LFT OF RGT LL	32	4	3416	OGALALA	AV	1248D1
126	176653	D11S	LFT OF RGT LL	34	4	3248	LUNA	AV	1248D1
127	176794	D11S	RGT OF LFT LL	39	4	3257	LUNA	AV	1248D1
128	176795	D11S	RGT OF LFT LL	32	4	3285	MOCCASIN	AV	1248D1
129	178411	E12S	RGT OF LFT LL	28	4	4336	VALLEJO	AV	1248E2
130	177627	E11S	RGT OF LFT LL	20	4	0			1248E1
131	177632	D11S	RGT OF LFT LL	27	4	4670	NORWALK	AV	1248D1
132	177637	E11S	LFT OF RGT LL	37	4	4364	SAMOSET	AV	1248E1
133	176828	D11S	MANHOLE	79	4	4771	NORWALK	AV	1248D1

Number	Lateral FSN	Field Book	OFFSET Ref	Offset FT	Lateral Size	STREET NAME			THOMAS BRO
134	176839	D11S	LFT OF RGT LL	34	4	3375	NEOSHO	PL	1248D1
135	178445	E12S	LFT OF RGT LL	32	4	0			1248E2
136	178577	E12S	LFT OF RGT LL	34	4	4320	TECUMSEH	WY	1248E2
137	178586	E12S	LFT OF RGT LL	41	4	4220	SAMOSET	AV	1248E2
138	177107	D11S	RGT OF LFT LL	30	4	3356	MOCCASIN	AV	1248D1
139	177111	D11S	RGT OF LFT LL	18	4	3287	LUNA	AV	1248D1
140	176328	D11S	RGT OF LFT LL	29	4	3271	NEOSHO	PL	1248D1
141	176519	D11S	RGT OF LFT LL	56	4	4775	MORAGA	AV	1248D1
142	176521	D11S	RGT OF LFT LL	32	4	3254	MOCCASIN	AV	1248D1
143	178115	E11S	RGT OF LFT LL	25	4	4379	TECUMSEH	WY	1248E1
144	178281	E11S	LFT OF RGT LL	24	4	4360	VALLEJO	AV	1248F1
145	176671	D11S	RGT OF LFT LL	33	4	3345	NEOSHO	PL	1248D1
146	176695	D11S	RGT OF LFT LL	32	4	3366	NEOSHO	PL	1248D1
147	176706	D11S	RGT OF LFT LL	25	4	3284	MOCCASIN	AV	1248D1
148	176722	D11S	RGT OF LFT LL	51	4	3249	LUNA	AV	1248D1
149	177674	D11S	RGT OF LFT LL	32	4	4669	NORWALK	AV	1248D1
150	178460	E12S	RGT OF LFT LL	33	4	4505	KLEEFELD	AV	1248F2
151	178467	E12S	LFT OF RGT LL	31	4	4228	SAMOSET	AV	1248E2
152	176386	D11S	RGT OF LFT LL	30	4	4722	POCAHONTAS	AV	1248D1
153	176395	D11S	RGT OF LFT LL	26	4	4764	CLAIREMONT	DR	1248E1
154	177149	D11S	RGT OF LFT LL	47	4	3295	LUNA	AV	1248D1
155	177153	D11S	RGT OF LFT LL	27	4	4741	NORWALK	AV	1248D1
156	177179	D11S	RGT OF LFT LL	31	4	4715	MORAGA	AV	1248D1
157	176434	D11S	LFT OF RGT LL	48	4	4776	MORAGA	AV	1248D1
158	177196	D11S	RGT OF LFT LL	34	4	3312	LUNA	AV	1248D1
159	177351	E11S	RGT OF LFT LL	10	4	4424	SAMOSET	AV	1248F1
160	177367	E11S	RGT OF LFT LL	33	4	4414	SAMOSET	AV	1248E1
161	176593	D11S	RGT OF LFT LL	37	4	3625	POCAHONTAS	CT	1248D1
162	178202	D11S	LFT OF RGT LL	21	4	3553	LUNA	AV	1248D2
163	176929	D11S	RGT OF LFT LL	34	4	3284	LUNA	AV	1248D1
164	179193	E12S	MANHOLE	137	4	4554	ROLFE	RD	1248E2
165	179326	E12S	RGT OF LFT LL	33	4	4542	ROLFE	RD	1248E2
166	178886	E12S	LFT OF RGT LL	44	4	4284	SAGINAW	AV	1248E2
167	176051	E11S	RGT OF LFT LL	25	4	4852	CLAIREMONT	DR	1248E1

Number	Lateral FSN	Field Book	OFFSET Ref	Offset FT	Lateral Size	STREET NAME			THOMAS BRO
168	177807	D11S	LFT OF RGT LL	38	4	3533	MOCCASIN	AV	1248D1
169	177808	D11S	LFT OF RGT LL	42	4	3539	MOCCASIN	IV	1248D1
170	177814	E11S	unset	0	4	4396	TECUMSEH	WY	1248F1
171	177815	D11S	LFT OF RGT LL	34	4	3555	MOCCASIN	AV	1248D1
172	178764	E12S	LFT OF RGT LL	34	4	4587	ROLFE	RD	1248E2
173	175913	E11S	LFT OF RGT LL	23	4	4888	CLAIREMONT	DR	1248E1
174	176856	D11S	RGT OF LFT LL	29	4	3278	LUNA	AV	1248D1
175	176890	D11S	LFT OF RGT LL	45	4	3265	LUNA	AV	1248D1
176	177859	D11S	LFT OF RGT LL	38	4	3571	MOCCASIN	AV	1248D1
177	177869	E11S	LFT OF RGT LL	20	4	4648	KLEEFELD	AV	1248E1
178	177898	E11S	RGT OF LFT LL	27	4	0			1248E1
179	186392	F13S	MANHOLE	256	4	6939	FORUM	ST	1248J3
180	186396	F13S	MANHOLE	192	4	6951	FORUM	ST	1248J3
181	184418	F13S	RGT OF LFT LL	36	4	3962	BROADLAWN	ST	1248J3
182	184432	F13S	RGT OF LFT LL	24	4	3975	BIDDLE	ST	1248J3
183	179606	E12S	RGT OF LFT LL	33	4	4521	ROLFE	RD	1248E2
184	179436	E12S	RGT OF LFT LL	33	4	4532	ROLFE	RD	1248E2
185	184518	F13S	LFT OF RGT LL	21	4	3956	BROADLAWN	ST	1248J3
186	184520	F13S	RGT OF LFT LL	21	4	3969	BROADLAWN	ST	1248J3
187	184531	F13S	RGT OF LFT LL	33	4	3970	BIDDLE	ST	1248J3
188	185458	F13S	LFT OF RGT LL	28	4	3915	BIDDLE	ST	1248J3
189	185655	F13S	LFT OF RGT LL	35	4	3902	BROADLAWN	ST	1248J3
190	184717	F13S	LFT OF RGT LL	70	4	6978	BELOIT	AV	1248J3
191	184941	F13S	RGT OF LFT LL	39	4	6975	BELOIT	AV	1248J3
192	185112	F13S	LFT OF RGT LL	25	4	3932	BIDDLE	ST	1248J3
193	185549	F13S	RGT OF LFT LL	29	4	3908	BIDDLE	ST	1248J3
194	184828	F13S	LFT OF RGT LL	30	4	3951	BIDDLE	ST	1248J3
195	184237	F13S	RGT OF LFT LL	25	4	3987	BIDDLE	ST	1248J3
196	185760	F13S	RGT OF LFT LL	39	4	6998	BATISTA	ST	1248J3
197	185897	F13S	LFT OF RGT LL	30	4	6979	BATISTA	ST	1248J3
198	186098	F13S	unset	0	4	3855	BIDDLE	ST	1248J3
199	184677	F13S	LFT OF RGT LL	23	4	3963	BIDDLE	ST	1248J3
200	184678	F13S	RGT OF LFT LL	29	4	3964	BIDDLE	ST	1248J3
201	190137	F13S	LFT OF RGT LL	17	4	3537	AUBURNDALE	ST	1248J4

Number	Lateral FSN	Field Book	OFFSET Ref	Offset FT	Lateral Size	STREET NAME			THOMAS BRO
202	189386	F13S	RGT OF LFT LL	38	4	3552	BROOKSHIRE	ST	1248H4
203	188618	F13S	RGT OF LFT LL	30	4	3663	AUBURNDALE	ST	1248J4
204	188624	F13S	LFT OF RGT LL	44	4	3664	AUBURNDALE	ST	1248J4
205	189413	F13S	LFT OF RGT LL	40	4	3571	BROOKSHIRE	ST	1248H4
206	189572	F13S	RGT OF LFT LL	4	4	3567	BACONTREE	PL	1248J4
207	186777	F13S	MANHOLE	130	4	6952	SALIZAR	ST	1248J3
208	186778	F13S	MANHOLE	61	4	6972	SALIZAR	ST	1248J3
209	189287	F13S	RGT OF LFT LL	35	4	3598	CHASEWOOD	DR	1248J4
210	189292	F13S	RGT OF LFT LL	9	4	6974	BACONTREE	WY	1248J4
211	189299	F13S	RGT OF LFT LL	22	4	3594	CHASEWOOD	DR	1248J4
212	189435	F13S	RGT OF LFT LL	27	4	6957	BACONTREE	WY	1248J4
213	189437	F13S	RGT OF LFT LL	34	4	6907	BACONTREE	WY	1248J4
214	189440	F13S	LFT OF RGT LL	31	4	6931	BACONTREE	WY	1248J4
215	189447	F13S	LFT OF RGT LL	25	4	6969	BACONTREE	WY	1248J4
216	189489	F13S	RGT OF LFT LL	25	4	3569	BROOKSHIRE	ST	1248H4
217	185250	F13S	LFT OF RGT LL	32	4	3926	BIDDLE	ST	1248J3
218	188392	F13S	RGT OF LFT LL	2	4	6871	THORNWOOD	ST	1248J4
219	186233	F13S	MANHOLE	249	4	6940	FORUM	ST	1248J3
220	186239	F13S	RGT OF LFT LL	24	4	7012	FORUM	ST	1248J3
221	189342	F13S	RGT OF LFT LL	22	4	3590	CHASEWOOD	DR	1248J4
222	186717	F13S	RGT OF LFT LL	30	4	6726	SALIZAR	ST	1248J3
223	189043	F13S	unset	0	4	6408	SHIREHALL	DR	1248H4
224	186772	F13S	LFT OF RGT LL	23	4	6844	SALIZAR	ST	1248J3
225	186947	F13S	LFT OF RGT LL	24	4	6947	SALIZAR	ST	1248J3
226	188815	F13S	RGT OF LFT LL	30	4	6820	LANEWOOD	CT	1248J4
227	188819	F13S	RGT OF LFT LL	28	4	6853	LANEWOOD	CT	1248J4
228	191018	F13S	LFT OF RGT LL	35	4	6960	BEAGLE	ST	1248J4
229	191019	F13S	LFT OF RGT LL	23	4	3435	KESTON	CT	1248J4
230	191161	F13S	LFT OF RGT LL	37	4	3408	ALDFORD	DR	1248H4
231	191198	F13S	LFT OF RGT LL	11	4	3415	KESTON	CT	1248J4
232	191199	F13S	RGT OF LFT LL	33	4	3426	KESTON	CT	1248J4
233	187933	F13S	RGT OF LFT LL	17	4	6977	TANGLEWOOD	RD	1248J4
234	188684	F13S	LFT OF RGT LL	27	4	6876	LANEWOOD	CT	1248J4
235	188693	F13S	LFT OF RGT LL	22	4	6869	LANEWOOD	CT	1248J4

Number	Lateral FSN	Field Book	OFFSET Ref	Offset FT	Lateral Size	STREET NAME			THOMAS BRO
236	187944	F13S	LFT OF RGT LL	29	4	6863	TANGLEWOOD	RD	1248J4
237	187955	F13S	LFT OF RGT LL	31	4	6947	TANGLEWOOD	RD	1248J4
238	191030	F13S	LFT OF RGT LL	33	4	3465	CHASEWOOD	DR	1248J4
239	189639	F13S	LFT OF RGT LL	39	4	3516	BROOKSHIRE	ST	1248H4
240	189645	F13S	RGT OF LFT LL	22	4	3504	BROOKSHIRE	ST	1248H4
241	189646	F13S	RGT OF LFT LL	26	4	3535	BROOKSHIRE	ST	1248H4
242	188879	F13S	RGT OF LFT LL	22	4	3647	BROOKSHIRE	ST	1248H4
243	187813	F13S	LFT OF RGT LL	29	4	6806	TANGLEWOOD	RD	1248J4
244	187818	F13S	LFT OF RGT LL	36	4	6862	TANGLEWOOD	RD	1248J4
245	187820	F13S	LFT OF RGT LL	36	4	6948	TANGLEWOOD	RD	1248J4
246	190914	F13S	LFT OF RGT LL	39	4	3475	CHASEWOOD	DR	1248J4
247	188728	F13S	LFT OF RGT LL	28	4	6861	LANEWOOD	CT	1248J4
248	190943	F13S	LFT OF RGT LL	36	4	3420	ALDFORD	DR	1248H4
249	191129	F13S	LFT OF RGT LL	23	4	3411	ALDFORD	DR	1248H4
250	191130	F13S	LFT OF RGT LL	21	4	3436	KESTON	CT	1248J4
251	191134	F13S	LFT OF RGT LL	31	4	3455	CHASEWOOD	DR	1248J4
252	188934	F13S	RGT OF LFT LL	12	4	6845	LANEWOOD	CT	1248J4
253	190698	F13S	LFT OF RGT LL	32	4	7018	BEAGLE	ST	1248J4
254	190384	F13S	LFT OF RGT LL	38	4	3531	CHASEWOOD	DR	1248J4
255	190406	F13S	RGT OF LFT LL	55	4	3521	AUBURNDALE	ST	1248J4
256	190419	F13S	LFT OF RGT LL	18	4	3455	ALDFORD	DR	1248H4
257	191505	F13S	RGT OF LFT LL	23	4	6245	ALDFORD	PL	1248H4
258	190730	F13S	RGT OF LFT LL	24	4	3432	ALDFORD	DR	1248H4
259	190743	F13S	RGT OF LFT LL	35	4	7025	BEAGLE	ST	1248J4
260	190744	F13S	RGT OF LFT LL	40	4	3512	CHASEWOOD	DR	1248H4
261	190746	F13S	LFT OF RGT LL	40	4	3507	CHASEWOOD	DR	1248J4
262	190269	F13S	RGT OF LFT LL	31	4	3456	ALDFORD	DR	1248H4
263	190437	F13S	RGT OF LFT LL	24	4	7036	BEAGLE	ST	1248J4
264	190640	F13S	LFT OF RGT LL	33	4	3518	CHASEWOOD	DR	1248H4
265	191560	F13S	LFT OF RGT LL	36	4	6265	ALDFORD	PL	1248H4
266	190829	F13S	LFT OF RGT LL	37	4	3426	ALDFORD	DR	1248H4
267	190313	F13S	LFT OF RGT LL	38	4	7048	BEAGLE	ST	1248J4
268	190501	F13S	RGT OF LFT LL	25	4	3441	ALDFORD	DR	1248H4
269	191302	F13S	LFT OF RGT LL	26	4	6951	BEAGLE	ST	1248J4

Number	Lateral FSN	Field Book	OFFSET Ref	Offset FT	Lateral Size	STREET NAME			THOMAS BRO
270	194653	G14S	RGT OF LFT LL	5	4	0			1249A5
271	194849	G14S	RGT OF LFT LL	8	4	7366	MESA COLLEGE	DR	1249A5
272	194857	G14S	RGT OF LFT LL	19	4	7366	MESA COLLEGE	DR	1249A5
273	195459	G14S	MANHOLE	3	4	3050	ARMSTRONG	ST	1249A5
274	194531	G14S	MANHOLE	107	4	7302	MESA COLLEGE	DR	1249A5
275	302669	E11S	LFT OF RGT LL	46	4	5061	ARTESIAN	ST	1228G7
276	302682	E11S	RGT OF LFT LL	36	4	5062	ARTESIAN	ST	1228G7
277	302077	E11S	RGT OF LFT LL	29	4	4684	FIRESTONE	ST	1228F7
278	302107	E11S	RGT OF LFT LL	29	4	5120	BAXTER	ST	1228F7
279	301752	E10S	RGT OF LFT LL	29	4	4830	COBB	DR	1228G7
280	301758	E10S	RGT OF LFT LL	32	4	5172	ARLENE	CT	1228G7
281	301770	E10S	LFT OF RGT LL	41	4	5235	COBB	PL	1228F7
282	301779	E10S	RGT OF LFT LL	7	4	5140	ARLENE	CT	1228G7
283	301783	E10S	RGT OF LFT LL	42	4	4741	COBB	DR	1228G7
284	301949	E10S	RGT OF LFT LL	25	4	5150	BAXTER	ST	1228F7
285	301957	E10S	LFT OF RGT LL	5	4	5144	BAXTER	ST	1228F7
286	301642	E10S	LFT OF RGT LL	27	4	4771	CRISP	WY	1228G7
287	301659	E10S	RGT OF LFT LL	37	4	5250	COBB	PL	1228F7
288	301824	E10S	LFT OF RGT LL	36	4	5124	ARLENE	CT	1228G7
289	301834	E10S	LFT OF RGT LL	13	4	5179	DIANE	AV	1228G7
290	301835	E10S	RGT OF LFT LL	13	4	5210	COBB	PL	1228F7
291	301845	E10S	RGT OF LFT LL	10	4	5215	COBB	PL	1228F7
292	301851	E10S	RGT OF LFT LL	30	4	5119	ARLENE	CT	1228G7
293	301199	E10S	RGT OF LFT LL	27	4	5522	CLOUD	WY	1228G6
294	302194	E11S	LFT OF RGT LL	46	4	5126	FRINK	AV	1228F7
295	302207	E11S	RGT OF LFT LL	46	4	4643	FIRESTONE	ST	1228F7
296	301370	E10S	LFT OF RGT LL	28	4	5402	CLOUD	WY	1228G6
297	301549	E10S	LFT OF RGT LL	29	4	4635	COBB	DR	1228F7
298	304541	D11S	RGT OF LFT LL	31	4	3215	NEOSHO	PL	1248D1
299	304575	D11S	RGT OF LFT LL	33	4	3334	NEOSHO	PL	1248D1
300	304577	D11S	MANHOLE	47	4	3646	POCAHONTAS	CT	1248D1
301	301599	E10S	unset	0	4	5311	DIANE	AV	1228G7
302	305525	E11S	LFT OF RGT LL	33	4	4617	KLEEFELD	AV	1248F1
303	305538	E11S	RGT OF LFT LL	24	4	4384	TECUMSEH	WY	1248E1

Number	Lateral FSN	Field Book	OFFSET Ref	Offset FT	Lateral Size	STREET NAME			THOMAS BRO
304	305539	E11S	LFT OF RGT LL	31	4	4286	SAMOSET	AV	1248E1
305	302579	E11S	LFT OF RGT LL	32	4	5081	ARTESIAN	ST	1228G7
306	301211	E10S	unset	0	4	5525	DIANE	AV	1228G6
307	301245	E10S	LFT OF RGT LL	27	4	5468	CLOUD	WY	1228G6
308	301256	E10S	unset	0	4	5505	DIANE	AV	1228G6
309	301429	E10S	LFT OF RGT LL	18	4	5348	CLOUD	WY	1228G7
310	304439	D11S	RGT OF LFT LL	20	4	4795	MORAGA	AV	1248D1
311	301466	F10S	LFT OF RGT LL	40	4	4931	DIANE	CT	1228G7
312	305377	D11S	RGT OF LFT LL	30	4	3570	MOCCASIN	AV	1248D1
313	302456	E11S	unset	0	4	4732	ABERDEEN	ST	1228G7
314	306345	E12S	LFT OF RGT LL	31	4	4564	ROLFE	RD	1248E2
315	302134	E11S	LFT OF RGT LL	46	4	5111	BAXTER	ST	1228F7
316	302141	E11S	LFT OF RGT LL	29	4	4673	FIRESTONE	ST	1228F7
317	302144	E11S	LFT OF RGT LL	46	4	5181	FRINK	AV	1228F7
318	301305	E10S	RGT OF LFT LL	20	4	5431	CLOUD	WY	1228G6
319	301325	F10S	LFT OF RGT LL	27	4	4931	DIANE	PL	1228G6
320	301330	F10S	LFT OF RGT LL	29	4	4941	DIANE	PL	1228G6
321	304485	D11S	RGT OF LFT LL	36	4	3234	MOCCASIN	AV	1248D1
322	304487	D11S	RGT OF LFT LL	41	4	4712	LAKE FOREST	AV	1248D1
323	302295	E11S	RGT OF LFT LL	29	4	4709	LEHRER	DR	1228F7
324	302301	E11S	LFT OF RGT LL	46	4	4725	LEHRER	DR	1228G7
325	302314	E11S	RGT OF LFT LL	17	4	4765	LEHRER	DR	1228G7
326	301519	E10S	unset	0	4	5328	DIANE	AV	1228G7
327	305440	E11S	LFT OF RGT LL	28	4	4324	SAMOSET	AV	1248E1
328	302497	E11S	LFT OF RGT LL	36	4	4850	ABERDEEN	ST	1228G7
329	305483	E11S	RGT OF LFT LL	35	4	4623	KLEEFELD	AV	1248F1
330	302520	E11S	LFT OF RGT LL	46	4	4749	ABERDEEN	ST	1228G7
331	305000	D11S	RGT OF LFT LL	30	4	3304	LUNA	AV	1248D1
332	305013	D11S	RGT OF LFT LL	25	4	3345	MOCCASIN	AV	1248D1
333	305854	E12S	LFT OF RGT LL	33	4	4329	TECUMSEH	WY	1248E2
334	305857	E12S	RGT OF LFT LL	34	4	4514	KLEEFELD	AV	1248F2
335	305040	D11S	RGT OF LFT LL	32	4	3355	MOCCASIN	AV	1248D1
336	305058	D11S	RGT OF LFT LL	29	4	4731	NORWALK	AV	1248D1
337	305182	E11S	unset	0	4	4404	SAMOSET	AV	1248E1

Number	Lateral FSN	Field Book	OFFSET Ref	Offset FT	Lateral Size	STREET NAME			THOMAS BRO
338	305189	E11S	RGT OF LFT LL	22	4	4415	SAMOSET	AV	1248F1
339	305204	D11S	RGT OF LFT LL	28	4	4704	NORWALK	AV	1248D1
340	306169	E12S	MANHOLE	70	4	4313	VALLEJO	AV	1248F2
341	306201	E12S	RGT OF LFT LL	26	4	4580	ROLFE	RD	1248E2
342	304730	D11S	RGT OF LFT LL	27	4	3355	NEOSHO	PL	1248D1
343	304735	D11S	RGT OF LFT LL	27	4	3275	MOCCASIN	AV	1248D1
344	304746	D11S	LFT OF RGT LL	30	4	3425	OGALALA	AV	1248D1
345	306211	E12S	MANHOLE	48	4	4246	SAGINAW	AV	1248E2
346	304757	D11S	RGT OF LFT LL	32	4	3365	NEOSHO	PL	1248D1
347	305679	E11S	LFT OF RGT LL	37	4	4535	KLEEFELD	AV	1248F1
348	305680	D11S	LFT OF RGT LL	20	4	3533	LUNA	AV	1248D2
349	305717	E11S	RGT OF LFT LL	29	4	4352	TECUMSEH	WY	1248E1
350	305067	D11S	RGT OF LFT LL	26	4	4705	MORAGA	AV	1248D1
351	305101	D11S	RGT OF LFT LL	33	4	3330	LUNA	AV	1248D1
352	305104	D11S	RGT OF LFT LL	36	4	4690	MORAGA	AV	1248D1
353	304620	D11S	RGT OF LFT LL	28	4	3264	MOCCASIN	AV	1248D1
354	304622	D11S	MANHOLE	2	4	3635	POCAHONTAS	CT	1248D1
355	304771	D11S	RGT OF LFT LL	34	4	3272	LUNA	AV	1248D1
356	304005	E11S	RGT OF LFT LL	38	4	4940	CLAIREMONT	DR	1248E1
357	305594	D11S	LFT OF RGT LL	35	4	3560	LUNA	AV	1248D1
358	304781	D11S	RGT OF LFT LL	39	4	4755	MORAGA	AV	1248D1
359	305600	D11S	LFT OF RGT LL	29	4	3576	LUNA	AV	1248D1
360	305747	E11S	LFT OF RGT LL	31	4	4525	KLEEFELD	AV	1248F1
361	305772	E11S	LFT OF RGT LL	31	4	4352	VALLEJO	AV	1248F1
362	305796	E12S	unset	0	4	4359	VALLEJO	AV	1248F2
363	305138	D11S	RGT OF LFT LL	32	4	4714	NORWALK	AV	1248D1
364	305144	D11S	RGT OF LFT LL	27	4	3338	LUNA	AV	1248D1
365	304650	D11S	RGT OF LFT LL	25	4	3255	MOCCASIN	AV	1248D1
366	304651	D11S	RGT OF LFT LL	40	4	4709	POCAHONTAS	AV	1248D1
367	304667	D11S	RGT OF LFT LL	31	4	3356	NEOSHO	PL	1248D1
368	304672	D11S	RGT OF LFT LL	36	4	3274	MOCCASIN	AV	1248D1
369	303923	E11S	RGT OF LFT LL	25	4	4976	CLAIREMONT	DR	1248E1
370	304685	D11S	RGT OF LFT LL	32	4	3256	LUNA	AV	1248D1
371	304703	D11S	LFT OF RGT LL	45	4	4765	MORAGA	AV	1248D1

Number	Lateral FSN	Field Book	OFFSET Ref	Offset FT	Lateral Size	STREET NAME			THOMAS BRO
372	305622	E11S	RGT OF LFT LL	30	4	4366	TECUMSEH	WY	1248E1
373	305661	E11S	RGT OF LFT LL	30	4	4373	TECUMSEH	WY	1248E1
374	304852	D11S	RGT OF LFT LL	27	4	4764	NORWALK	AV	1248D1
375	304856	D11S	RGT OF LFT LL	32	4	3315	MOCCASIN	AV	1248D1
376	304869	D11S	RGT OF LFT LL	25	4	3334	MOCCASIN	AV	1248D1
377	304878	D11S	RGT OF LFT LL	40	4	4761	NORWALK	AV	1248D1
378	305803	E12S	RGT OF LFT LL	25	4	4344	VALLEJO	AV	1248E1
379	305807	E12S	LFT OF RGT LL	24	4	4515	KLEEFELD	AV	1248F1
380	310025	F13S	LFT OF RGT LL	23	4	3982	BIDDLE	ST	1248J3
381	305245	D11S	RGT OF LFT LL	31	4	4680	NORWALK	AV	1248D1
382	305268	D11S	RGT OF LFT LL	57	4	3362	LUNA	AV	1248D1
383	306607	E12S	MANHOLE	88	4	4221	DON	WY	1248E2
384	304390	D11S	RGT OF LFT LL	29	4	3270	NEOSHO	PL	1248D1
385	306769	E12S	RGT OF LFT LL	30	4	4511	ROLFE	RD	1248E2
386	305352	D11S	LFT OF RGT LL	30	4	3540	MOCCASIN	AV	1248D1
387	306303	E12S	LFT OF RGT LL	30	4	4275	SAGINAW	AV	1248E2
388	313733	F13S	LFT OF RGT LL	39	4	3578	CHASEWOOD	DR	1248J4
389	313913	F13S	LFT OF RGT LL	28	4	3567	CHASEWOOD	DR	1248J4
390	313765	F13S	LFT OF RGT LL	24	4	3569	AUBURNDALE	ST	1248J4
391	313772	F13S	RGT OF LFT LL	25	4	3568	AUBURNDALE	ST	1248J4
392	313787	F13S	LFT OF RGT LL	31	4	3572	CHASEWOOD	DR	1248J4
393	309935	F13S	RGT OF LFT LL	17	4	3993	BIDDLE	ST	1248J3
394	313841	F13S	LFT OF RGT LL	35	4	3573	CHASEWOOD	DR	1248J4
395	311800	F13S	LFT OF RGT LL	25	4	6907	SALIZAR	ST	1248J3
396	311801	F13S	RGT OF LFT LL	25	4	6927	SALIZAR	ST	1248J3
397	310818	F13S	RGT OF LFT LL	21	4	3908	BROADLAWN	ST	1248J3
398	313097	F13S	RGT OF LFT LL	19	4	6864	LANEWOOD	CT	1248J4
399	310337	F13S	LFT OF RGT LL	22	4	3951	BROADLAWN	ST	1248J3
400	313286	F13S	RGT OF LFT LL	30	4	6821	LANEWOOD	CT	1248J4
401	313315	F13S	RGT OF LFT LL	24	4	6829	LANEWOOD	CT	1248J4
402	310542	F13S	LFT OF RGT LL	21	4	3933	BIDDLE	ST	1248J3
403	313621	F13S	RGT OF LFT LL	22	4	3586	CHASEWOOD	DR	1248J4
404	313656	F13S	LFT OF RGT LL	26	4	3595	CHASEWOOD	DR	1248J4
405	313138	F13S	LFT OF RGT LL	31	4	6850	LANEWOOD	CT	1248J4

Number	Lateral FSN	Field Book	OFFSET Ref	Offset FT	Lateral Size	STREET NAME			THOMAS BRO
406	310880	F13S	RGT OF LFT LL	24	4	3903	BROADLAWN	ST	1248J3
407	310890	F13S	LFT OF RGT LL	33	4	3901	BIDDLE	ST	1248J3
408	313324	F13S	LFT OF RGT LL	31	4	3637	BROOKSHIRE	ST	1248H4
409	312572	F13S	LFT OF RGT LL	37	4	6821	TANGLEWOOD	RD	1248J4
410	310390	F13S	LFT OF RGT LL	30	4	3945	BROADLAWN	ST	1248J3
411	310602	F13S	LFT OF RGT LL	31	4	3927	BIDDLE	ST	1248J3
412	312458	F13S	LFT OF RGT LL	5	4	6968	TANGLEWOOD	RD	1248J4
413	312465	F13S	LFT OF RGT LL	28	4	6820	TANGLEWOOD	RD	1248J4
414	312470	F13S	RGT OF LFT LL	28	4	6958	TANGLEWOOD	RD	1248J4
415	311679	F13S	RGT OF LFT LL	22	4	6862	SALIZAR	ST	1248J3
416	311681	F13S	LFT OF RGT LL	25	4	6932	SALIZAR	ST	1248J3
417	314171	F13S	RGT OF LFT LL	18	4	3468	ALDFORD	DR	1248H4
418	314196	F13S	LFT OF RGT LL	41	4	3529	AUBURNDALE	ST	1248J4
419	314792	F13S	LFT OF RGT LL	26	4	3417	ALDFORD	DR	1248H4
420	314937	F13S	LFT OF RGT LL	24	4	6967	BEAGLE	ST	1248J4
421	317349	G14S	RGT OF LFT LL	5	4	7322	MESA COLLEGE	DR	1249A5
422	314629	F13S	LFT OF RGT LL	27	4	3429	ALDFORD	DR	1248H4
423	314673	F13S	RGT OF LFT LL	27	4	7019	BEAGLE	ST	1248J4
424	314819	F13S	LFT OF RGT LL	33	4	3414	ALDFORD	DR	1248H4
425	314057	F13S	LFT OF RGT LL	26	4	3545	AUBURNDALE	ST	1248J4
426	315000	F13S	LFT OF RGT LL	36	4	3462	CHASEWOOD	DR	1248J4
427	315019	F13S	RGT OF LFT LL	27	4	6913	BEAGLE	ST	1248J4
428	314602	F13S	LFT OF RGT LL	23	4	3510	AUBURNDALE	ST	1248J4
429	313959	F13S	LFT OF RGT LL	44	4	3548	AUBURNDALE	ST	1248J4
430	314723	F13S	LFT OF RGT LL	24	4	3423	ALDFORD	DR	1248H4
431	314869	F13S	LFT OF RGT LL	34	4	6930	BEAGLE	ST	1248J4
432	314905	F13S	RGT OF LFT LL	31	4	3454	CHASEWOOD	DR	1248J4
433	378501	E12S	LFT OF RGT LL	24	4	4321	VALLEJO	CT	1248F2
434	376353	E12S	RGT OF LFT LL	29	4	4331	VALLEJO	CT	1248F2
435	376222	E11S	RGT OF LFT LL	210	4	4750	LEHRER	DR	1228G7
436	171603	E10S	LFT OF RGT LL	8	4	5532	CLOUD	WY	1228G6
437	172468	E10S	LFT OF RGT LL	24	4	5226	COBB	PL	1228F7
438	172469	E10S	RGT OF LFT LL	55	4	5198	BAXTER	ST	1228F7
439	172473	E10S	MANHOLE	52	4	5156	ARLENE	CT	1228G7

Number	Lateral FSN	Field Book	OFFSET Ref	Offset FT	Lateral Size	STREET NAME			THOMAS BRO
440	172476	E10S	LFT OF RGT LL	35	4	5164	ARLENE	CT	1228G7
441	172505	E10S	RGT OF LFT LL	34	4	4777	COBB	DR	1228G7
442	172508	E10S	LFT OF RGT LL	5	4	4793	COBB	DR	1228G7
443	172660	E10S	RGT OF LFT LL	28	4	5158	DIANE	AV	1228G7
444	172671	E10S	LFT OF RGT LL	5	4	4655	BAXTER	CT	1228F7
445	172677	E10S	RGT OF LFT LL	5	4	4866	CORK	PL	1228G7
446	173475	E11S	LFT OF RGT LL	40	4	4717	ABERDEEN	ST	1228G7
447	173633	E11S	LFT OF RGT LL	45	4	5071	ARTESIAN	ST	1228G7
448	172342	E10S	RGT OF LFT LL	36	4	5148	ARLENE	CT	1228G7
449	172357	E10S	LFT OF RGT LL	27	4	5242	COBB	PL	1228F7
450	171688	E10S	RGT OF LFT LL	8	4	5512	CLOUD	WY	1228G6
451	172382	E10S	RGT OF LFT LL	3	4	5275	COBB	CT	1228F7
452	172387	E10S	LFT OF RGT LL	45	4	4708	COBB	DR	1228F7
453	172535	E10S	LFT OF RGT LL	25	4	5188	BAXTER	ST	1228F7
454	172543	E10S	RGT OF LFT LL	28	4	5189	BAXTER	ST	1228F7
455	172567	E10S	RGT OF LFT LL	32	4	5174	DIANE	AV	1228G7
456	172578	E10S	RGT OF LFT LL	22	4	5171	DIANE	AV	1228G7
457	172587	E10S	RGT OF LFT LL	33	4	5170	BAXTER	ST	1228F7
458	173481	E11S	LFT OF RGT LL	40	4	4733	ABERDEEN	ST	1228G7
459	173483	E11S	RGT OF LFT LL	48	4	4860	ABERDEEN	ST	1228G7
460	173487	E11S	RGT OF LFT LL	12	4	4725	ABERDEEN	ST	1228G7
461	173492	E11S	LFT OF RGT LL	20	4	4765	ABERDEEN	ST	1228G7
462	173513	E11S	LFT OF RGT LL	48	4	4811	ABERDEEN	ST	1228G7
463	172409	E10S	LFT OF RGT LL	26	4	5234	COBB	PL	1228F7
464	173384	E11S	RGT OF LFT LL	46	4	4716	ABERDEEN	ST	1228G7
465	173386	E11S	LFT OF RGT LL	18	4	4724	ABERDEEN	ST	1228G7
466	173396	E11S	RGT OF LFT LL	22	4	4748	ABERDEEN	ST	1228G7
467	173397	E11S	LFT OF RGT LL	15	4	4756	ABERDEEN	ST	1228G7
468	173398	E11S	RGT OF LFT LL	19	4	4764	ABERDEEN	ST	1228G7
469	173400	E11S	RGT OF LFT LL	15	4	4772	ABERDEEN	ST	1228G7
470	172617	E10S	RGT OF LFT LL	5	4	4648	BAXTER	CT	1228F7
471	172618	E10S	LFT OF RGT LL	3	4	4636	BAXTER	CT	1228F7
472	172641	E10S	LFT OF RGT LL	44	4	5108	ARLENE	CT	1228G7
473	172180	E10S	RGT OF LFT LL	55	4	5311	CLOUD	WY	1228G7

Number	Lateral FSN	Field Book	OFFSET Ref	Offset FT	Lateral Size	STREET NAME			THOMAS BRO
474	172199	E10S	RGT OF LFT LL	25	4	4666	COBB	DR	1228F7
475	176087	D11S	LFT OF RGT LL	24	4	4840	CLAIREMONT	DR	1248E1
476	173182	E11S	RGT OF LFT LL	19	4	4749	LEHRER	DR	1228G7
477	173183	E11S	LFT OF RGT LL	29	4	4757	LEHRER	DR	1228G7
478	177067	D11S	RGT OF LFT LL	29	4	4751	NORWALK	AV	1248D1
479	171813	E10S	RGT OF LFT LL	43	4	4911	DIANE	PL	1228G6
480	171828	F10S	LFT OF RGT LL	24	4	4921	DIANE	PL	1228G6
481	171834	E10S	unset	0	4	5436	DIANE	AV	1228G6
482	171842	E10S	RGT OF LFT LL	8	4	5417	CLOUD	WY	1228G6
483	172000	E10S	RGT OF LFT LL	17	4	4911	DIANE	CT	1228G7
484	178040	E11S	RGT OF LFT LL	26	4	4391	TECUMSEH	WY	1248F1
485	178069	E11S	RGT OF LFT LL	23	4	4372	TECUMSEH	WY	1248E1
486	178070	D11S	LFT OF RGT LL	34	4	3544	LUNA	AV	1248D1
487	171857	F10S	RGT OF LFT LL	24	4	4951	DIANE	PL	1228G6
488	172036	E10S	RGT OF LFT LL	38	4	5290	COBB	PL	1228F7
489	172045	E10S	unset	0	4	5346	DIANE	AV	1228G7
490	178076	D11S	RGT OF LFT LL	27	4	3584	LUNA	AV	1248D1
491	178082	E11S	LFT OF RGT LL	36	4	4276	SAMOSET	AV	1248E1
492	178997	E12S	MANHOLE	21	4	4301	VALLEJO	AV	1248E2
493	172885	E11S	RGT OF LFT LL	32	4	5143	FRINK	AV	1228F7
494	172059	E10S	unset	0	4	5349	DIANE	AV	1228G7
495	173008	E11S	RGT OF LFT LL	29	4	4653	FIRESTONE	ST	1228F7
496	172214	E10S	RGT OF LFT LL	30	4	4844	CRISP	WY	1228G7
497	172218	E10S	RGT OF LFT LL	9	4	4852	CRISP	WY	1228G7
498	172244	E10S	RGT OF LFT LL	55	4	5250	DIANE	AV	1228G7
499	179012	E12S	RGT OF LFT LL	28	4	4255	SAGINAW	AV	1248E2
500	179014	E12S	RGT OF LFT LL	27	4	4245	SAGINAW	AV	1248E2
501	179021	E12S	RGT OF LFT LL	28	4	4265	SAGINAW	AV	1248E2
502	176144	E11S	MANHOLE	200	4	3780	CLAIREMONT MESA	BL	1248E1
503	173040	E11S	LFT OF RGT LL	46	4	5121	FRINK	AV	1228F7
504	173192	E11S	unset	0	4	5101	FRINK	AV	1228F7
505	171689	E10S	unset	0	4	5515	DIANE	AV	1228G6
506	171874	E10S	RGT OF LFT LL	10	4	5502	NOAH	WY	1228F7
507	172710	E10S	LFT OF RGT LL	5	4	4869	CORK	PL	1228G7

Number	Lateral FSN	Field Book	OFFSET Ref	Offset FT	Lateral Size	STREET NAME			THOMAS BRO
508	172736	E10S	RGT OF LFT LL	29	4	4833	CORK	PL	1228G7
509	171900	E10S	unset	0	4	5412	DIANE	AV	1228G6
510	171921	E10S	LFT OF RGT LL	8	4	5353	CRISP	CT	1228G7
511	171922	E10S	RGT OF LFT LL	5	4	5365	CRISP	CT	1228G6
512	171923	E10S	RGT OF LFT LL	25	4	5370	CRISP	CT	1228G6
513	171924	E10S	RGT OF LFT LL	28	4	5356	CRISP	CT	1228G7
514	172889	E11S	LFT OF RGT LL	33	4	5121	BAXTER	ST	1228F7
515	172063	F10S	RGT OF LFT LL	11	4	4945	DIANE	CT	1228G7
516	172077	E10S	RGT OF LFT LL	34	4	4611	COBB	DR	1228F7
517	172080	E10S	RGT OF LFT LL	35	4	5282	COBB	PL	1228F7
518	172903	E11S	RGT OF LFT LL	46	4	4654	FIRESTONE	ST	1228F7
519	172092	E10S	LFT OF RGT LL	31	4	5317	CRISP	CT	1228G7
520	172109	E10S	LFT OF RGT LL	8	4	5274	COBB	PL	1228F7
521	172124	E10S	LFT OF RGT LL	47	4	4760	CRISP	WY	1228G7
522	172129	E10S	RGT OF LFT LL	8	4	5324	CLOUD	WY	1228G7
523	172282	E10S	RGT OF LFT LL	36	4	4665	COBB	DR	1228F7
524	172290	E10S	RGT OF LFT LL	23	4	5265	COBB	PL	1228F7
525	173853	E11S	LFT OF RGT LL	32	4	5051	ARTESIAN	ST	1228G7
526	173077	E11S	RGT OF LFT LL	29	4	4611	FIRESTONE	ST	1228F7
527	172330	E10S	RGT OF LFT LL	36	4	4696	COBB	DR	1228F7
528	173121	E11S	RGT OF LFT LL	29	4	5111	FRINK	AV	1228F7
529	177017	D11S	RGT OF LFT LL	32	4	4754	NORWALK	AV	1248D1
530	177018	D11S	LFT OF RGT LL	33	4	4726	MORAGA	AV	1248D1
531	171746	E10S	unset	0	4	5460	DIANE	AV	1228G6
532	177026	D11S	LFT OF RGT LL	41	4	3281	LUNA	AV	1248D1
533	177029	D11S	RGT OF LFT LL	31	4	3344	MOCCASIN	AV	1248D1
534	171783	F10S	RGT OF LFT LL	35	4	4944	DIANE	PL	1228G6
535	171791	F10S	RGT OF LFT LL	21	4	4956	DIANE	PL	1228G6
536	171794	F10S	LFT OF RGT LL	12	4	4968	DIANE	PL	1228G6
537	172783	E10S	unset	0	4	5142	FRINK	AV	1228F7
538	171955	F10S	RGT OF LFT LL	35	4	4938	DIANE	CT	1228G6
539	171956	F10S	RGT OF LFT LL	16	4	4950	DIANE	CT	1228G6
540	171959	E10S	RGT OF LFT LL	8	4	5347	CLOUD	WY	1228G7
541	171962	E10S	RGT OF LFT LL	31	4	5341	CRISP	CT	1228G7

Number	Lateral FSN	Field Book	OFFSET Ref	Offset FT	Lateral Size	STREET NAME			THOMAS BRO
542	171964	E10S	RGT OF LFT LL	60	4	4901	DIANE	CT	1228G7
543	171968	F10S	LFT OF RGT LL	7	4	4962	DIANE	CT	1228G7
544	172804	E10S	LFT OF RGT LL	11	4	5161	FRINK	AV	1228F7
545	172809	E10S	unset	0	4	5141	BAXTER	ST	1228F7
546	172812	E10S	RGT OF LFT LL	72	4	5152	FRINK	AV	1228F7
547	171996	E10S	unset	0	4	5362	DIANE	AV	1228G7
548	172965	E11S	LFT OF RGT LL	29	4	4632	FIRESTONE	ST	1228F7
549	172137	E10S	unset	0	4	5337	DIANE	AV	1228G7
550	172154	E10S	LFT OF RGT LL	28	4	5312	CLOUD	WY	1228G7
551	172169	E10S	unset	0	4	5310	DIANE	AV	1228G7
552	172973	E11S	LFT OF RGT LL	43	4	4663	FIRESTONE	ST	1228F7
553	172980	E11S	LFT OF RGT LL	29	4	4612	FIRESTONE	ST	1228F7
554	176608	D11S	MANHOLE	85	4	3645	POCAHONTAS	CT	1248D1
555	176762	D11S	RGT OF LFT LL	32	4	3304	MOCCASIN	AV	1248D1
556	176768	D11S	MANHOLE	67	4	3378	NEOSHO	PL	1248D1
557	178357	E12S	MANHOLE	165	4	4339	TECUMSEH	WY	1248E2
558	178391	E12S	RGT OF LFT LL	37	4	4359	VALLEJO	AV	1248F2
559	177579	D11S	RGT OF LFT LL	29	4	4679	NORWALK	AV	1248D1
560	177586	D11S	RGT OF LFT LL	49	4	3355	LUNA	AV	1248D1
561	177735	E11S	LFT OF RGT LL	31	4	4635	KLEEFELD	AV	1248F1
562	176269	D11S	unset	0	4	4728	POCAHONTAS	AV	1248D1
563	177769	E11S	LFT OF RGT LL	36	4	4334	SAMOSET	AV	1248E1
564	176303	D11S	RGT OF LFT LL	30	4	4796	MORAGA	AV	1248D1
565	176315	D11S	RGT OF LFT LL	37	4	3304	NEOSHO	PL	1248D1
566	176446	D11S	LFT OF RGT LL	27	4	4752	CLAIREMONT	DR	1248E1
567	175679	E11S	RGT OF LFT LL	36	4	4964	CLAIREMONT	DR	1248E1
568	178717	E12S	LFT OF RGT LL	34	4	4330	VALLEJO	CT	1248F2
569	176483	D11S	RGT OF LFT LL	19	4	3626	POCAHONTAS	CT	1248D1
570	176488	D11S	LFT OF RGT LL	15	4	3616	POCAHONTAS	CT	1248D1
571	178218	D11S	LFT OF RGT LL	27	4	3569	LUNA	AV	1248D2
572	177403	D11S	RGT OF LFT LL	28	4	4711	NORWALK	AV	1248D1
573	178413	E12S	RGT OF LFT LL	30	4	4349	VALLEJO	AV	1248F2
574	177640	E11S	LFT OF RGT LL	31	4	4641	KLEEFELD	AV	1248F1
575	176824	D11S	RGT OF LFT LL	28	4	3314	MOCCASIN	AV	1248D1

Number	Lateral FSN	Field Book	OFFSET Ref	Offset FT	Lateral Size	STREET NAME			THOMAS BRO
576	176320	D11S	LFT OF RGT LL	45	4	4725	LAKE FOREST	AV	1248D1
577	178571	E12S	RGT OF LFT LL	29	4	4320	VALLEJO	AV	1248E2
578	176197	D11S	RGT OF LFT LL	33	4	3260	NEOSHO	PL	1248D1
579	176326	D11S	RGT OF LFT LL	25	4	3224	MOCCASIN	AV	1248D1
580	176329	D11S	RGT OF LFT LL	29	4	4720	LAKE FOREST	AV	1248D1
581	178612	E12S	RGT OF LFT LL	32	4	4311	TECUMSEH	WY	1248E2
582	175725	E11S	RGT OF LFT LL	29	4	4952	CLAIREMONT	DR	1248E1
583	176374	D11S	RGT OF LFT LL	29	4	3314	NEOSHO	PL	1248D1
584	176499	D11S	LFT OF RGT LL	27	4	3605	POCAHONTAS	CT	1248D1
585	178109	E11S	LFT OF RGT LL	31	4	4603	KLEEFELD	AV	1248F1
586	177311	D11S	RGT OF LFT LL	25	4	4724	NORWALK	AV	1248D1
587	176551	D11S	RGT OF LFT LL	32	4	3245	MOCCASIN	AV	1248D1
588	177467	D11S	RGT OF LFT LL	48	4	3339	LUNA	AV	1248D1
589	176689	D11S	MANHOLE	74	4	4702	POCAHONTAS	AV	1248D1
590	177498	D11S	RGT OF LFT LL	32	4	4701	NORWALK	AV	1248D1
591	176717	D11S	MANHOLE	59	4	4703	POCAHONTAS	AV	1248D1
592	177658	D11S	LFT OF RGT LL	26	4	3363	LUNA	AV	1248D1
593	178466	E12S	LFT OF RGT LL	38	4	4328	TECUMSEH	WY	1248E2
594	177681	E11S	LFT OF RGT LL	34	4	4354	SAMOSET	AV	1248E1
595	177690	D11S	RGT OF LFT LL	27	4	3548	MOCCASIN	AV	1248D1
596	176229	D11S	RGT OF LFT LL	33	4	4728	LAKE FOREST	AV	1248D1
597	176244	D11S	RGT OF LFT LL	37	4	3261	NEOSHO	PL	1248D1
598	176256	D11S	RGT OF LFT LL	23	4	4804	CLAIREMONT	DR	1248E1
599	178649	E12S	LFT OF RGT LL	36	4	4312	VALLEJO	AV	1248E2
600	176397	D11S	RGT OF LFT LL	32	4	3305	NEOSHO	PL	1248D1
601	176415	D11S	RGT OF LFT LL	34	4	4785	MORAGA	AV	1248D1
602	176425	D11S	RGT OF LFT LL	32	4	3221	MOCCASIN	AV	1248D1
603	178672	E12S	LFT OF RGT LL	33	4	4212	SAMOSET	AV	1248E2
604	175797	E11S	RGT OF LFT LL	25	4	4928	CLAIREMONT	DR	1248E1
605	177190	D11S	RGT OF LFT LL	80	4	3370	MOCCASIN	AV	1248D1
606	177206	D11S	RGT OF LFT LL	31	4	4734	NORWALK	AV	1248D1
607	177347	D11S	RGT OF LFT LL	31	4	4721	NORWALK	AV	1248D1
608	177354	D11S	RGT OF LFT LL	43	4	3323	LUNA	AV	1248D1
609	177358	D11S	RGT OF LFT LL	35	4	4691	MORAGA	AV	1248D1

Number	Lateral FSN	Field Book	OFFSET Ref	Offset FT	Lateral Size	STREET NAME			THOMAS BRO
610	177366	E11S	LFT OF RGT LL	35	4	4659	KLEEFELD	AV	1248E1
611	176598	D11S	RGT OF LFT LL	37	4	3344	NEOSHO	PL	1248D1
612	178200	D11S	LFT OF RGT LL	43	4	3545	LUNA	AV	1248D2
613	178207	D11S	LFT OF RGT LL	20	4	3561	LUNA	AV	1248D2
614	175990	E11S	RGT OF LFT LL	24	4	4876	CLAIREMONT	DR	1248E1
615	176933	D11S	RGT OF LFT LL	43	4	3273	LUNA	AV	1248D1
616	177912	D11S	LFT OF RGT LL	41	4	3581	MOCCASIN	AV	1248D1
617	177930	E11S	LFT OF RGT LL	35	4	4304	SAMOSET	AV	1248E1
618	177944	E11S	RGT OF LFT LL	30	4	4390	TECUMSEH	WY	1248E1
619	178883	E12S	RGT OF LFT LL	32	4	4236	SAGINAW	AV	1248E2
620	177794	E11S	LFT OF RGT LL	36	4	4629	KLEEFELD	AV	1248F1
621	177810	D11S	LFT OF RGT LL	24	4	3547	MOCCASIN	AV	1248D1
622	178752	E12S	MANHOLE	53	4	4091	WILLAMETTE	AV	1248E2
623	176897	D11S	RGT OF LFT LL	35	4	3324	MOCCASIN	AV	1248D1
624	176908	D11S	RGT OF LFT LL	35	4	4736	MORAGA	AV	1248D1
625	177861	E11S	LFT OF RGT LL	33	4	4314	SAMOSET	AV	1248E1
626	178820	E12S	LFT OF RGT LL	42	4	4579	ROLFE	RD	1248E2
627	178827	E12S	MANHOLE	36	4	4204	SAMOSET	AV	1248E2
628	179812	E12S	RGT OF LFT LL	30	4	4501	ROLFE	RD	1248E2
629	186398	F13S	MANHOLE	128	4	6963	FORUM	ST	1248J3
630	186403	F13S	MANHOLE	65	4	6975	FORUM	ST	1248J3
631	185314	F13S	RGT OF LFT LL	29	4	3920	BROADLAWN	ST	1248J3
632	184541	F13S	LFT OF RGT LL	32	4	3969	BIDDLE	ST	1248J3
633	185340	F13S	RGT OF LFT LL	29	4	3921	BROADLAWN	ST	1248J3
634	185361	F13S	LFT OF RGT LL	35	4	3920	BIDDLE	ST	1248J3
635	185537	F13S	RGT OF LFT LL	24	4	3909	BROADLAWN	ST	1248J3
636	179630	E12S	RGT OF LFT LL	33	4	4512	ROLFE	RD	1248E2
637	184099	F13S	RGT OF LFT LL	11	4	3999	BIDDLE	ST	1248J3
638	185010	F13S	LFT OF RGT LL	32	4	3938	BIDDLE	ST	1248J3
639	185997	F13S	LFT OF RGT LL	33	4	3867	BIDDLE	ST	1248J3
640	184750	F13S	LFT OF RGT LL	22	4	3957	BIDDLE	ST	1248J3
641	184911	F13S	RGT OF LFT LL	32	4	3946	BIDDLE	ST	1248J3
642	185887	F13S	LFT OF RGT LL	36	4	3879	BIDDLE	ST	1248J3
643	184644	F13S	LFT OF RGT LL	21	4	3963	BROADLAWN	ST	1248J3

Number	Lateral FSN	Field Book	OFFSET Ref	Offset FT	Lateral Size	STREET NAME			THOMAS BRO
644	185125	F13S	RGT OF LFT LL	33	4	3933	BROADLAWN	ST	1248J3
645	184999	F13S	RGT OF LFT LL	22	4	3939	BIDDLE	ST	1248J3
646	185902	F13S	LFT OF RGT LL	34	4	6991	BATISTA	ST	1248J3
647	185903	F13S	LFT OF RGT LL	30	4	7003	BATISTA	ST	1248J3
648	185910	F13S	RGT OF LFT LL	30	4	7039	BATISTA	ST	1248J3
649	185911	F13S	RGT OF LFT LL	24	4	7051	BATISTA	ST	1248J3
650	185176	F13S	LFT OF RGT LL	24	4	3926	BROADLAWN	ST	1248J3
651	189234	F13S	RGT OF LFT LL	39	4	3576	BROOKSHIRE	ST	1248H4
652	186775	F13S	LFT OF RGT LL	32	4	6912	SALIZAR	ST	1248J3
653	186794	F13S	RGT OF LFT LL	49	4	6709	SALIZAR	ST	1248J3
654	189090	F13S	RGT OF LFT LL	23	4	3616	BROOKSHIRE	ST	1248H4
655	187730	F13S	LFT OF RGT LL	30	4	3747	TANGLEWOOD	WY	1248J4
656	189288	F13S	LFT OF RGT LL	34	4	6902	BACONTREE	WY	1248J4
657	189290	F13S	LFT OF RGT LL	35	4	6950	BACONTREE	WY	1248J4
658	189291	F13S	RGT OF LFT LL	25	4	6962	BACONTREE	WY	1248J4
659	189293	F13S	LFT OF RGT LL	26	4	6986	BACONTREE	WY	1248J4
660	188657	F13S	LFT OF RGT LL	25	4	3667	BROOKSHIRE	ST	1248H4
661	189444	F13S	RGT OF LFT LL	32	4	6919	BACONTREE	WY	1248J4
662	189450	F13S	RGT OF LFT LL	22	4	3582	CHASEWOOD	DR	1248J4
663	184334	F13S	LFT OF RGT LL	36	4	3981	BIDDLE	ST	1248J3
664	188228	F13S	RGT OF LFT LL	42	4	3707	MEADOWGATE	ST	1248J4
665	186691	F13S	RGT OF LFT LL	25	4	6714	SALIZAR	ST	1248J3
666	189139	F13S	unset	0	4	6409	SHIREHALL	DR	1248H4
667	186232	F13S	MANHOLE	199	4	6950	FORUM	ST	1248J3
668	189164	F13S	RGT OF LFT LL	34	4	3602	BROOKSHIRE	ST	1248H4
669	189329	F13S	RGT OF LFT LL	26	4	3564	BROOKSHIRE	ST	1248H4
670	186243	F13S	RGT OF LFT LL	30	4	7062	FORUM	ST	1248J3
671	188598	F13S	LFT OF RGT LL	27	4	3677	BROOKSHIRE	ST	1248H4
672	189548	F13S	RGT OF LFT LL	42	4	3528	BROOKSHIRE	ST	1248H4
673	186752	F13S	RGT OF LFT LL	37	4	6738	SALIZAR	ST	1248J3
674	189039	F13S	unset	0	4	6416	SHIREHALL	DR	1248H4
675	188784	F13S	LFT OF RGT LL	22	4	3657	BROOKSHIRE	ST	1248H4
676	188791	F13S	RGT OF LFT LL	29	4	3640	AUBURNDALE	ST	1248J4
677	188810	F13S	LFT OF RGT LL	29	4	3651	AUBURNDALE	ST	1248J4

Number	Lateral FSN	Field Book	OFFSET Ref	Offset FT	Lateral Size	STREET NAME			THOMAS BRO
678	191005	F13S	LFT OF RGT LL	34	4	6983	BEAGLE	ST	1248J4
679	190238	F13S	RGT OF LFT LL	28	4	3462	ALDFORD	DR	1248H4
680	190242	F13S	RGT OF LFT LL	33	4	3539	CHASEWOOD	DR	1248J4
681	189729	F13S	LFT OF RGT LL	24	4	3509	BROOKSHIRE	ST	1248H4
682	189730	F13S	LFT OF RGT LL	27	4	3566	CHASEWOOD	DR	1248J4
683	189750	F13S	LFT OF RGT LL	25	4	3561	AUBURNDALE	ST	1248J4
684	189754	F13S	LFT OF RGT LL	9	4	3555	BACONTREE	PL	1248J4
685	188999	F13S	LFT OF RGT LL	26	4	6837	LANEWOOD	CT	1248J4
686	186948	F13S	LFT OF RGT LL	31	4	6967	SALIZAR	ST	1248J3
687	188683	F13S	RGT OF LFT LL	26	4	6877	LANEWOOD	CT	1248J4
688	188694	F13S	LFT OF RGT LL	30	4	3652	AUBURNDALE	ST	1248J4
689	187942	F13S	LFT OF RGT LL	24	4	6849	TANGLEWOOD	RD	1248J4
690	187951	F13S	LFT OF RGT LL	14	4	6967	TANGLEWOOD	RD	1248J4
691	187958	F13S	LFT OF RGT LL	32	4	6957	TANGLEWOOD	RD	1248J4
692	189617	F13S	LFT OF RGT LL	26	4	3566	BACONTREE	PL	1248J4
693	189619	F13S	RGT OF LFT LL	28	4	3581	CHASEWOOD	DR	1248J4
694	186853	F13S	RGT OF LFT LL	35	4	6719	SALIZAR	ST	1248J3
695	189830	F13S	LFT OF RGT LL	29	4	3560	CHASEWOOD	DR	1248J4
696	187817	F13S	LFT OF RGT LL	32	4	6834	TANGLEWOOD	RD	1248J4
697	187821	F13S	LFT OF RGT LL	29	4	6938	TANGLEWOOD	RD	1248J4
698	187822	F13S	LFT OF RGT LL	14	4	6928	TANGLEWOOD	RD	1248J4
699	187823	F13S	LFT OF RGT LL	13	4	6908	TANGLEWOOD	RD	1248J4
700	187839	F13S	RGT OF LFT LL	5	4	6987	TANGLEWOOD	RD	1248J4
701	190932	F13S	LFT OF RGT LL	31	4	6980	BEAGLE	ST	1248J4
702	191098	F13S	LFT OF RGT LL	24	4	6975	BEAGLE	ST	1248J4
703	188901	F13S	RGT OF LFT LL	30	4	3628	AUBURNDALE	ST	1248J4
704	189711	F13S	LFT OF RGT LL	5	4	3554	BACONTREE	PL	1248J4
705	188955	F13S	RGT OF LFT LL	29	4	6805	LANEWOOD	CT	1248J4
706	186925	F13S	LFT OF RGT LL	10	4	3811	STRONG	DR	1248J3
707	189863	F13S	RGT OF LFT LL	30	4	3553	AUBURNDALE	ST	1248J4
708	191451	F13S	RGT OF LFT LL	17	4	6225	ALDFORD	PL	1248H4
709	190761	F13S	RGT OF LFT LL	25	4	6996	BEAGLE	ST	1248J4
710	191235	F13S	RGT OF LFT LL	38	4	6959	BEAGLE	ST	1248J4
711	191256	F13S	LFT OF RGT LL	25	4	3402	ALDFORD	DR	1248H4

Number	Lateral FSN	Field Book	OFFSET Ref	Offset FT	Lateral Size	STREET NAME			THOMAS BRO
712	190358	F13S	RGT OF LFT LL	26	4	7042	BEAGLE	ST	1248J4
713	190510	F13S	LFT OF RGT LL	35	4	7030	BEAGLE	ST	1248J4
714	191294	F13S	RGT OF LFT LL	33	4	6937	BEAGLE	ST	1248J4
715	191297	F13S	LFT OF RGT LL	41	4	6921	BEAGLE	ST	1248J4
716	191298	F13S	LFT OF RGT LL	25	4	6929	BEAGLE	ST	1248J4
717	191300	F13S	LFT OF RGT LL	36	4	6943	BEAGLE	ST	1248J4
718	190521	F13S	RGT OF LFT LL	37	4	3521	CHASEWOOD	DR	1248J4
719	195043	G14S	MANHOLE	63	4	3050	ARMSTRONG	ST	1249A5
720	194698	G14S	MANHOLE	83	6	7322	MESA COLLEGE	DR	1249A5
721	194744	G14S	RGT OF LFT LL	25	4	7366	MESA COLLEGE	DR	1249A5
722	194914	G14S	RGT OF LFT LL	18	4	7366	MESA COLLEGE	DR	1249A5
723	194793	G14S	RGT OF LFT LL	6	4	7366	MESA COLLEGE	DR	1249A5
724	194955	G14S	RGT OF LFT LL	7	4	7366	MESA COLLEGE	DR	1249A5
725	302034	E10S	LFT OF RGT LL	16	4	5151	FRINK	AV	1228F7
726	301678	E10S	LFT OF RGT LL	23	4	4675	COBB	DR	1228F7
727	301691	E10S	RGT OF LFT LL	4	4	5285	COBB	CT	1228F7
728	301699	E10S	LFT OF RGT LL	40	4	5255	COBB	PL	1228F7
729	301711	E10S	LFT OF RGT LL	28	4	4693	COBB	DR	1228F7
730	301723	E10S	LFT OF RGT LL	42	4	4716	COBB	DR	1228F7
731	301727	E10S	RGT OF LFT LL	25	4	5245	COBB	PL	1228F7
732	301869	E10S	LFT OF RGT LL	9	4	5202	COBB	PL	1228F7
733	301889	E10S	RGT OF LFT LL	2	4	5165	BAXTER	ST	1228F7
734	301906	E10S	RGT OF LFT LL	32	4	5163	DIANE	AV	1228G7
735	301909	E10S	LFT OF RGT LL	5	4	4684	BAXTER	CT	1228F7
736	302091	E11S	RGT OF LFT LL	29	4	5171	FRINK	AV	1228F7
737	301803	E10S	RGT OF LFT LL	31	4	4785	COBB	DR	1228G7
738	301804	E10S	RGT OF LFT LL	10	4	4815	COBB	DR	1228G7
739	301806	E10S	LFT OF RGT LL	32	4	4835	COBB	DR	1228G7
740	302739	E11S	RGT OF LFT LL	32	4	5052	ARTESIAN	ST	1228G7
741	301977	E10S	RGT OF LFT LL	29	4	4851	CORK	PL	1228G7
742	301611	E10S	RGT OF LFT LL	22	4	5275	COBB	PL	1228F7
743	301614	E10S	LFT OF RGT LL	23	4	5258	COBB	PL	1228F7
744	301615	E10S	RGT OF LFT LL	20	4	4676	COBB	DR	1228F7
745	301626	E10S	unset	0	4	5269	DIANE	AV	1228G7

Number	Lateral FSN	Field Book	OFFSET Ref	Offset FT	Lateral Size	STREET NAME			THOMAS BRO
746	301648	E10S	unset	0	4	5253	DIANE	AV	1228G7
747	301657	E10S	LFT OF RGT LL	8	4	4817	CRISP	WY	1228G7
748	301660	E10S	LFT OF RGT LL	33	4	4841	CRISP	WY	1228G7
749	301814	E10S	LFT OF RGT LL	20	4	5169	ARLENE	CT	1228G7
750	301819	E10S	RGT OF LFT LL	21	4	5161	ARLENE	CT	1228G7
751	302620	E11S	LFT OF RGT LL	36	4	5072	ARTESIAN	ST	1228G7
752	301863	E10S	RGT OF LFT LL	32	4	5116	ARLENE	CT	1228G7
753	301865	E10S	RGT OF LFT LL	25	4	5175	BAXTER	ST	1228F7
754	302170	E11S	LFT OF RGT LL	46	4	4622	FIRESTONE	ST	1228F7
755	301334	E10S	LFT OF RGT LL	18	4	5416	CLOUD	WY	1228G6
756	301368	E10S	RGT OF LFT LL	18	4	5403	CLOUD	WY	1228G6
757	301369	E10S	LFT OF RGT LL	28	4	5476	NOAH	WY	1228F7
758	301390	E10S	LFT OF RGT LL	57	4	4902	DIANE	CT	1228G6
759	301396	E10S	LFT OF RGT LL	8	4	5360	CLOUD	WY	1228G7
760	301548	E10S	RGT OF LFT LL	32	4	5305	CRISP	CT	1228G7
761	301553	E10S	RGT OF LFT LL	25	4	4656	COBB	DR	1228F7
762	301561	E10S	LFT OF RGT LL	43	4	5285	COBB	PL	1228F7
763	301569	E10S	LFT OF RGT LL	28	4	5266	COBB	PL	1228F7
764	304558	D11S	LFT OF RGT LL	27	4	4704	LAKE FOREST	AV	1248D1
765	304564	D11S	RGT OF LFT LL	30	4	3606	POCAHONTAS	CT	1248D1
766	302533	E11S	LFT OF RGT LL	12	4	4821	ABERDEEN	ST	1228G7
767	304581	D11S	RGT OF LFT LL	33	4	3325	NEOSHO	PL	1248D1
768	304586	D11S	RGT OF LFT LL	40	4	4715	POCAHONTAS	AV	1248D1
769	302542	E11S	RGT OF LFT LL	12	4	4880	ABERDEEN	ST	1228G7
770	302565	E11S	LFT OF RGT LL	45	4	4841	ABERDEEN	ST	1228G7
771	305548	E11S	RGT OF LFT LL	20	4	4397	TECUMSEH	WY	1248F1
772	302582	E11S	LFT OF RGT LL	42	4	4851	ABERDEEN	ST	1228G7
773	301214	E10S	LFT OF RGT LL	8	4	5533	CLOUD	WY	1228G6
774	304418	D11S	RGT OF LFT LL	35	4	3214	MOCCASIN	AV	1248D1
775	301403	E10S	RGT OF LFT LL	22	4	5359	CLOUD	WY	1228G7
776	301411	E10S	LFT OF RGT LL	32	4	4914	DIANE	CT	1228G6
777	301413	E10S	unset	0	4	5378	DIANE	AV	1228G7
778	301421	F10S	RGT OF LFT LL	30	4	4926	DIANE	CT	1228G6
779	304452	D11S	LFT OF RGT LL	44	4	4786	MORAGA	AV	1248D1

Number	Lateral FSN	Field Book	OFFSET Ref	Offset FT	Lateral Size	STREET NAME			THOMAS BRO
780	304472	D11S	RGT OF LFT LL	40	4	4727	POCAHONTAS	AV	1248D1
781	301454	E10S	LFT OF RGT LL	30	4	4616	COBB	DR	1228F7
782	305386	E11S	RGT OF LFT LL	20	4	4640	KLEEFELD	AV	1248E1
783	302464	E11S	RGT OF LFT LL	20	4	4780	ABERDEEN	ST	1228G7
784	301272	E10S	RGT OF LFT LL	8	4	5455	CLOUD	WY	1228G6
785	301276	E10S	LFT OF RGT LL	22	4	5454	CLOUD	WY	1228G6
786	302136	E11S	RGT OF LFT LL	34	4	5133	FRINK	AV	1228F7
787	302138	E11S	LFT OF RGT LL	27	4	5112	BAXTER	ST	1228F7
788	301300	E10S	LFT OF RGT LL	8	4	5430	CLOUD	WY	1228G6
789	301472	E10S	LFT OF RGT LL	22	4	5336	CLOUD	WY	1228G7
790	301474	E10S	RGT OF LFT LL	27	4	4626	COBB	DR	1228F7
791	301490	E10S	RGT OF LFT LL	23	4	4636	COBB	DR	1228F7
792	302298	E11S	RGT OF LFT LL	19	4	4717	LEHRER	DR	1228G7
793	302306	E11S	RGT OF LFT LL	17	4	4735	LEHRER	DR	1228G7
794	302315	E11S	unset	0	4	5102	FRINK	AV	1228F7
795	301518	E10S	RGT OF LFT LL	26	4	4646	COBB	DR	1228F7
796	304521	D11S	RGT OF LFT LL	40	4	4721	POCAHONTAS	AV	1248D1
797	304528	D11S	RGT OF LFT LL	25	4	3244	MOCCASIN	AV	1248D1
798	302471	E11S	RGT OF LFT LL	32	4	4820	ABERDEEN	ST	1228G7
799	302489	E11S	RGT OF LFT LL	38	4	4840	ABERDEEN	ST	1228G7
800	305447	D11S	LFT OF RGT LL	33	4	3563	MOCCASIN	AV	1248D1
801	302518	E11S	RGT OF LFT LL	29	4	4709	ABERDEEN	ST	1228G7
802	302519	E11S	RGT OF LFT LL	29	4	4741	ABERDEEN	ST	1228G7
803	306426	E12S	MANHOLE	88	4	4551	ROLFE	RD	1248E2
804	305671	E11S	RGT OF LFT LL	19	4	4360	TECUMSEH	WY	1248E1
805	305821	E12S	LFT OF RGT LL	30	4	4336	TECUMSEH	WY	1248E2
806	305828	E12S	LFT OF RGT LL	33	4	4236	SAMOSET	AV	1248E2
807	305202	E11S	RGT OF LFT LL	10	4	4658	KLEEFELD	AV	1248E1
808	305992	E12S	MANHOLE	52	4	4321	VALLEJO	AV	1248F2
809	305217	D11S	RGT OF LFT LL	29	4	3354	LUNA	AV	1248D1
810	305240	D11S	RGT OF LFT LL	32	4	4671	MORAGA	AV	1248D1
811	306037	E12S	LFT OF RGT LL	32	4	4312	TECUMSEH	WY	1248E2
812	304725	D11S	RGT OF LFT LL	30	4	3264	LUNA	AV	1248D1
813	304734	D11S	RGT OF LFT LL	26	4	3415	OGALALA	AV	1248D1

Number	Lateral FSN	Field Book	OFFSET Ref	Offset FT	Lateral Size	STREET NAME			THOMAS BRO
814	306213	E12S	MANHOLE	35	4	4294	SAGINAW	AV	1248E2
815	305684	D11S	LFT OF RGT LL	19	4	3539	LUNA	AV	1248D2
816	304889	D11S	RGT OF LFT LL	32	4	4735	MORAGA	AV	1248D1
817	305705	E11S	RGT OF LFT LL	43	4	4353	TECUMSEH	WY	1248E1
818	305712	E11S	RGT OF LFT LL	54	4	4604	KLEEFELD	AV	1248F1
819	305727	E11S	LFT OF RGT LL	33	4	4260	SAMOSET	AV	1248E1
820	305889	E12S	RGT OF LFT LL	28	4	4328	VALLEJO	AV	1248E2
821	305066	D11S	RGT OF LFT LL	30	4	3320	LUNA	AV	1248D1
822	305071	D11S	LFT OF RGT LL	33	4	3365	MOCCASIN	AV	1248D1
823	305081	D11S	RGT OF LFT LL	46	4	3315	LUNA	AV	1248D1
824	304306	D11S	RGT OF LFT LL	24	4	4828	CLAIREMONT	DR	1248E1
825	305914	E12S	LFT OF RGT LL	37	4	4335	VALLEJO	AV	1248F2
826	304629	D11S	RGT OF LFT LL	14	4	3625	POCAHONTAS	CT	1248D1
827	304638	D11S	RGT OF LFT LL	28	4	3335	NEOSHO	PL	1248D1
828	305572	E11S	LFT OF RGT LL	32	4	4611	KLEEFELD	AV	1248F1
829	305596	D11S	LFT OF RGT LL	35	4	3568	LUNA	AV	1248D1
830	305598	E11S	RGT OF LFT LL	27	4	4385	TECUMSEH	WY	1248E1
831	304819	D11S	RGT OF LFT LL	26	4	3305	MOCCASIN	AV	1248D1
832	304060	E11S	RGT OF LFT LL	36	4	4916	CLAIREMONT	DR	1248E1
833	304949	D11S	RGT OF LFT LL	33	4	3296	LUNA	AV	1248D1
834	304184	E11S	LFT OF RGT LL	22	4	4864	CLAIREMONT	DR	1248E1
835	305761	E11S	RGT OF LFT LL	25	4	4349	TECUMSEH	WY	1248E1
836	304955	D11S	RGT OF LFT LL	32	4	3335	MOCCASIN	AV	1248D1
837	304958	D11S	RGT OF LFT LL	28	4	4725	MORAGA	AV	1248D1
838	305783	E12S	LFT OF RGT LL	37	4	4244	SAMOSET	AV	1248E2
839	304995	D11S	RGT OF LFT LL	27	4	4744	NORWALK	AV	1248D1
840	305165	E11S	LFT OF RGT LL	10	4	4425	SAMOSET	AV	1248F1
841	305179	D11S	MANHOLE	83	4	3346	LUNA	AV	1248D1
842	306151	E12S	MANHOLE	51	4	4274	SAGINAW	AV	1248E2
843	304682	D11S	RGT OF LFT LL	32	4	3426	OGALALA	AV	1248D1
844	304686	D11S	RGT OF LFT LL	32	4	3265	MOCCASIN	AV	1248D1
845	304826	D11S	RGT OF LFT LL	27	4	4745	MORAGA	AV	1248D1
846	304067	E11S	MANHOLE	202	6	3780	CLAIREMONT MESA	BL	1248E1
847	304096	E11S	RGT OF LFT LL	25	4	4904	CLAIREMONT	DR	1248E1

Number	Lateral FSN	Field Book	OFFSET Ref	Offset FT	Lateral Size	STREET NAME			THOMAS BRO
848	305663	E11S	LFT OF RGT LL	30	4	4268	SAMOSET	AV	1248E1
849	306626	E12S	RGT OF LFT LL	33	4	4522	ROLFE	RD	1248E2
850	304346	D11S	LFT OF RGT LL	25	4	4816	CLAIREMONT	DR	1248E1
851	305262	D11S	RGT OF LFT LL	18	4	3347	LUNA	AV	1248D1
852	306225	E12S	RGT OF LFT LL	37	4	4571	ROLFE	RD	1248E2
853	306257	E12S	LFT OF RGT LL	20	4	4307	VALLEJO	AV	1248E2
854	306269	E12S	LFT OF RGT LL	40	4	4570	ROLFE	RD	1248E2
855	310084	F13S	RGT OF LFT LL	23	4	3975	BROADLAWN	ST	1248J3
856	310092	F13S	RGT OF LFT LL	33	4	3976	BIDDLE	ST	1248J3
857	305354	D11S	RGT OF LFT LL	27	4	3556	MOCCASIN	AV	1248D1
858	305355	D11S	RGT OF LFT LL	31	4	3562	MOCCASIN	AV	1248D1
859	306297	E12S	LFT OF RGT LL	40	4	4225	SAGINAW	AV	1248E2
860	306305	E12S	LFT OF RGT LL	51	4	4285	SAGINAW	AV	1248E2
861	306306	E12S	MANHOLE	62	4	4559	ROLFE	RD	1248E2
862	313735	F13S	LFT OF RGT LL	27	4	3585	CHASEWOOD	DR	1248J4
863	310959	F13S	LFT OF RGT LL	36	4	6988	BATISTA	ST	1248J3
864	313743	F13S	LFT OF RGT LL	28	4	3547	BROOKSHIRE	ST	1248H4
865	309970	F13S	RGT OF LFT LL	33	4	3988	BIDDLE	ST	1248J3
866	313856	F13S	RGT OF LFT LL	25	4	3560	AUBURNDALE	ST	1248J4
867	311792	F13S	LFT OF RGT LL	25	4	6739	SALIZAR	ST	1248J3
868	311798	F13S	RGT OF LFT LL	25	4	6859	SALIZAR	ST	1248J3
869	311827	F13S	LFT OF RGT LL	25	4	6987	SALIZAR	ST	1248J3
870	311056	F13S	RGT OF LFT LL	33	4	7015	BATISTA	ST	1248J3
871	311058	F13S	LFT OF RGT LL	34	4	7027	BATISTA	ST	1248J3
872	311062	F13S	RGT OF LFT LL	24	4	7063	BATISTA	ST	1248J3
873	311063	F13S	LFT OF RGT LL	31	4	7075	BATISTA	ST	1248J3
874	311589	F13S	LFT OF RGT LL	35	4	6702	SALIZAR	ST	1248J3
875	310835	F13S	LFT OF RGT LL	20	4	3907	BIDDLE	ST	1248J3
876	310338	F13S	LFT OF RGT LL	33	4	3952	BIDDLE	ST	1248J3
877	313284	F13S	RGT OF LFT LL	29	4	6813	LANEWOOD	CT	1248J4
878	311768	F13S	RGT OF LFT LL	35	4	6733	SALIZAR	ST	1248J3
879	312711	F13S	LFT OF RGT LL	22	4	3713	MEADOWGATE	ST	1248J4
880	313499	F13S	RGT OF LFT LL	20	4	3603	BROOKSHIRE	ST	1248H4
881	311306	F13S	MANHOLE	141	4	6960	FORUM	ST	1248J3

Number	Lateral FSN	Field Book	OFFSET Ref	Offset FT	Lateral Size	STREET NAME			THOMAS BRO
882	311307	F13S	MANHOLE	87	4	6970	FORUM	ST	1248J3
883	311308	F13S	RGT OF LFT LL	24	4	6980	FORUM	ST	1248J3
884	310691	F13S	LFT OF RGT LL	22	4	3921	BIDDLE	ST	1248J3
885	310718	F13S	LFT OF RGT LL	27	4	3914	BROADLAWN	ST	1248J3
886	313657	F13S	LFT OF RGT LL	22	4	6981	BACONTREE	WY	1248J4
887	313674	F13S	LFT OF RGT LL	30	4	3589	CHASEWOOD	DR	1248J4
888	313677	F13S	RGT OF LFT LL	25	4	3540	BROOKSHIRE	ST	1248H4
889	310893	F13S	LFT OF RGT LL	35	4	3902	BIDDLE	ST	1248J3
890	312570	F13S	LFT OF RGT LL	28	4	3729	MEADOWGATE	ST	1248J4
891	312571	F13S	LFT OF RGT LL	37	4	6807	TANGLEWOOD	RD	1248J4
892	312574	F13S	LFT OF RGT LL	31	4	6835	TANGLEWOOD	RD	1248J4
893	310405	F13S	LFT OF RGT LL	22	4	3945	BIDDLE	ST	1248J3
894	313332	F13S	LFT OF RGT LL	30	4	3616	AUBURNDALE	ST	1248J4
895	312577	F13S	RGT OF LFT LL	36	4	6937	TANGLEWOOD	RD	1248J4
896	311310	F13S	LFT OF RGT LL	22	4	7032	FORUM	ST	1248J3
897	311311	F13S	RGT OF LFT LL	24	4	7052	FORUM	ST	1248J3
898	313544	F13S	RGT OF LFT LL	24	4	6914	BACONTREE	WY	1248J4
899	313545	F13S	RGT OF LFT LL	24	4	6926	BACONTREE	WY	1248J4
900	313546	F13S	LFT OF RGT LL	30	4	6938	BACONTREE	WY	1248J4
901	310596	F13S	RGT OF LFT LL	27	4	3927	BROADLAWN	ST	1248J3
902	310731	F13S	LFT OF RGT LL	32	4	3915	BROADLAWN	ST	1248J3
903	310744	F13S	LFT OF RGT LL	30	4	3914	BIDDLE	ST	1248J3
904	312468	F13S	RGT OF LFT LL	28	4	6848	TANGLEWOOD	RD	1248J4
905	312471	F13S	LFT OF RGT LL	32	4	6918	TANGLEWOOD	RD	1248J4
906	310275	F13S	LFT OF RGT LL	32	4	3957	BROADLAWN	ST	1248J3
907	310282	F13S	LFT OF RGT LL	29	4	3958	BIDDLE	ST	1248J3
908	313392	F13S	RGT OF LFT LL	19	4	3615	BROOKSHIRE	ST	1248H4
909	312630	F13S	RGT OF LFT LL	30	4	3721	MEADOWGATE	ST	1248J4
910	310457	F13S	LFT OF RGT LL	29	4	3939	BROADLAWN	ST	1248J3
911	313439	F13S	RGT OF LFT LL	20	4	3609	BROOKSHIRE	ST	1248H4
912	310494	F13S	RGT OF LFT LL	34	4	3932	BROADLAWN	ST	1248J3
913	314383	F13S	RGT OF LFT LL	28	4	3524	CHASEWOOD	DR	1248H4
914	314516	F13S	LFT OF RGT LL	23	4	3435	ALDFORD	DR	1248H4
915	314521	F13S	RGT OF LFT LL	37	4	7031	BEAGLE	ST	1248J4

Number	Lateral FSN	Field Book	OFFSET Ref	Offset FT	Lateral Size	STREET NAME			THOMAS BRO
916	314806	F13S	LFT OF RGT LL	35	4	3425	KESTON	CT	1248J4
917	314078	F13S	MANHOLE	50	4	3536	AUBURNDALE	ST	1248J4
918	314975	F13S	RGT OF LFT LL	28	4	3405	ALDFORD	DR	1248H4
919	314393	F13S	RGT OF LFT LL	23	4	3444	ALDFORD	DR	1248H4
920	314694	F13S	LFT OF RGT LL	37	4	6988	BEAGLE	ST	1248J4
921	313972	F13S	RGT OF LFT LL	24	4	3559	CHASEWOOD	DR	1248J4
922	314870	F13S	RGT OF LFT LL	31	4	6940	BEAGLE	ST	1248J4
923	314872	F13S	RGT OF LFT LL	29	4	6946	BEAGLE	ST	1248J4
924	314282	F13S	LFT OF RGT LL	30	4	3450	ALDFORD	DR	1248H4
925	314291	F13S	RGT OF LFT LL	29	4	3530	CHASEWOOD	DR	1248H4
926	314461	F13S	LFT OF RGT LL	22	4	7037	BEAGLE	ST	1248J4
927	314474	F13S	RGT OF LFT LL	33	4	3518	AUBURNDALE	ST	1248J4
928	314478	F13S	RGT OF LFT LL	22	4	3438	ALDFORD	DR	1248H4
929	314491	F13S	RGT OF LFT LL	23	4	7024	BEAGLE	ST	1248J4
930	5568051	G14S	unset	0	6	7910	FROST	ST	1249B5

APPENDIX I
TELEVISION INSPECTION FORMATS & CODES

CCTV VIDEO FORMAT STANDARD

9/29/2011

See Whitebook 500-1.1.5 and 2009 City Supplement 500-1.1.5.

This data is based upon our current contract.

The video shall be captured and compressed so as to reduce file size as much as possible while still providing a smooth, clear video. The video shall be at 30 frames per second. The compression shall be in Windows Media Video Format (.wmv).

The compression shall not significantly degrade the still frame quality of the video or audio signal from the original source video, as judged in a side by side viewing, under normal viewing conditions.

Service Provider shall provide an initial submittal at the start of televising work demonstrating the typical video and audio quality to be provided for approval by the City. This submittal shall note any proposed changes to the specification regarding video format, data processing, compression or other condition for review and approval by the City.

512 kbps video.

Video: 30 fps, 320 X 240, WMV V9 Compression.

Audio: 64 kbps, 44,100 Hz, 16 bit, Stereo.

Digital Video Filename Specification

Pipeline Inspection

Videos are stored and named by manhole-to-manhole pipe segments. The file name must be stored in a field in the database to be provided.

The file naming convention for video files is as follows:

Start MH			End MH				Date hhddmmyy	D o t	Extension	
Field Book Page	D a s h	Map ID	D a s h	Field Book Page	D a s h	Map ID				D a s h
A09S	-	1	-	A10S	-	10	-	24081205	.	WMV

Note that the Map ID and the Sequence Number will not have leading 0s. However, the date will always be specified as an eight-digit sequence with a two-digit hour based on 24-hr clock, two-digit day, a two-digit month, and a two-digit year (including leading 0s as necessary). The hour is included primarily to differentiate multiple inspections performed on the same pipe on the same day (a rare event).

Manhole Inspection

Videos are stored and named by manhole. The file name must be stored in a field in the database to be provided.

The file naming convention for video files is as follows:

Field Book Page	D a s h	Map ID	D a s h	Date hhddmmyy	D o t	Extension
A10S	-	10	-	24081205	.	WMV

Note that the Map ID and the Sequence Number will not have leading 0s. However, the date will always be specified as an eight-digit sequence with a two-digit hour based on 24-hr clock, two-digit day, a two-digit month, and a two-digit year (including leading 0s as necessary). The hour is included primarily to differentiate multiple inspections performed on the same manhole on the same day (a rare event).

Macro1 - Microsoft Access Macro Tools

Home Create External Data Database Tools Acrobat Design

Run Single Step Builder Insert Rows Delete Rows Show All Actions Macro Names Conditions Arguments Show/Hide

All Access Objects

Search...

Tables

- FacilityExport
- INSPECTION
- ItbIRehabMaterialCD
- OBSERVATION
- ObsExport
- PIPE_SEGMENT
- STILL_IMAGE
- VENDOR_RECOMMENDATION

Queries

- step 1 inspection update
- step 2 pipe segment update
- step 3 observation update
- step 4 vendor_recommendation update
- step 5 Still_image_table

Macros

- Macro1

Action	Comment
SetWarnings	
OpenQuery	Step 1 - Inspection update.
OpenQuery	Step 2 - Pipe segment update.
OpenQuery	Step 3 - Observation update.
OpenQuery	Step 4- Vendor_recommendation update.
OpenQuery	Step 5 - Make Still image table.
Beep	

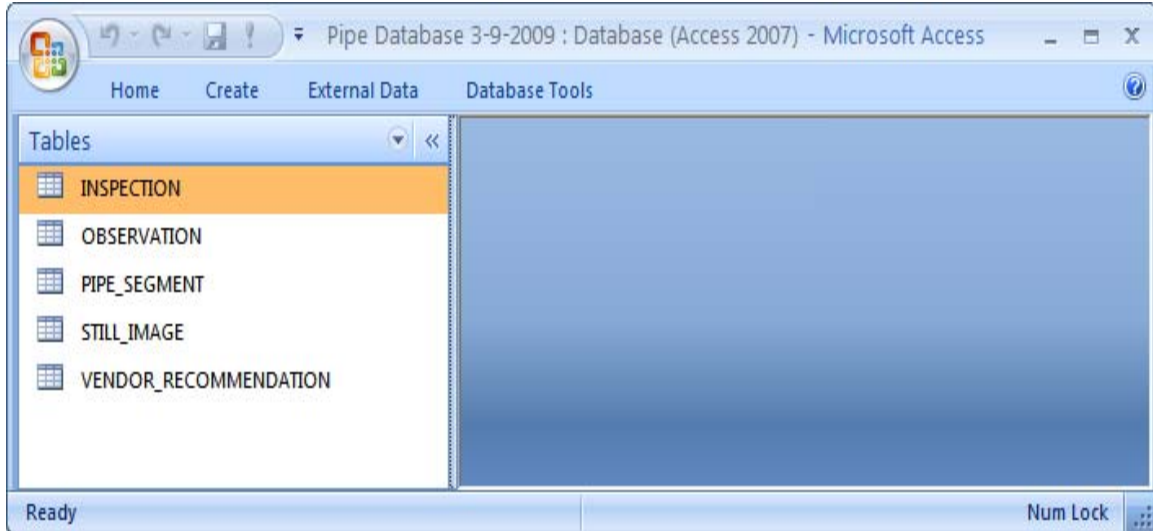
Action Arguments

Warnings On

Turns all system messages on or off. Prevents modal warnings from stopping the macro (although error messages and dialogs that require user input still appear). This has the same effect as pressing Enter in each message box (typically an OK or Yes). Press F1 for help on this action.

Pipe Database Structure

The Pipe database employs the use of 5 tables.



Properties

DateCreated:	5/29/2008 4:15:22 PM	DefaultView:	2
DisplayViewsOnSharePointSi	1	FilterOnLoad:	False
GUID:	{guid {D3A951C4-C5CE-4ACC-933B-41AF2D376CBC}}	HideNewField:	False
LastUpdated:	11/16/2011 8:29:03 AM	NameMap:	Long binary data
OrderByOn:	False	OrderByOnLoad:	True
Orientation:	Left-to-Right	RecordCount:	0
TotalsRow:	False	Updatable:	True

Columns

Name	Type	Size
INSPECTION_SEQ_NUM	Long Integer	4
FAC_SEQ_NUM	Double	8
INSPECTION_DT	Date/Time	8
CAMERA_OPERATOR	Text	20
PRECIPITATION_QTY	Text	20
VIDEO_DIRECTION_TXT	Text	8
STREET_NM	Text	30
SURFACE_TYP_TXT	Text	9
UPSTREAM_MANH_FLD_BK_PAGE_NUM	Text	4
UPSTREAM_MANH_MAPID	Long Integer	4
UPSTREAM_MANH_FLD_BK_GRID_NUM	Double	8
DOWNSTRM_MANH_FLD_BK_PAGE_NUM	Text	4
DOWNSTRM_MANH_FLD_BK_GRID_NUM	Long Integer	4
DOWNSTREAM_MANH_MAPID	Long Integer	4
START_FOOTAGE_QTY	Double	8
END_FOOTAGE_QTY	Single	4
QC_PERSON_NM	Text	10
QC_DT	Date/Time	8
VIDEO_FILE_NAME	Text	100

Properties

DateCreated:	5/29/2008 4:15:09 PM	DefaultView:	2
DisplayViewsOnSharePointSi	1	FilterOnLoad:	False
GUID:	{guid {DD4437B4-90AF-43E4-A136-4EF45143FD84}}	HideNewField:	False
LastUpdated:	9/29/2011 8:55:16 AM	NameMap:	Long binary data
OrderBy:	[OBSERVATION].[OBSERVATI ON_SEQ_NUM]	OrderByOn:	True
OrderByOnLoad:	True	Orientation:	Left-to-Right
RecordCount:	0	TotalsRow:	False
Updatable:	True		

Columns

<u>Name</u>	<u>Type</u>	<u>Size</u>
INSPECTION_SEQ_NUM	Long Integer	4
FAC_SEQ_NUM	Double	8
OBSERVATION_SEQ_NUM	Long Integer	4
OBSERVATION_CD	Text	10
FOOTAGE_QTY	Long Integer	4
OBSERVATION_COMMENT	Text	150

Properties

DateCreated:	6/18/2010 10:07:55 AM	DefaultView:	2
DisplayViewsOnSharePointSi	1	FilterOnLoad:	False
GUID:	{guid {2DD7767A-1885-44A9-8FD1-7F2B3CFA44CB}}	HideNewField:	False
LastUpdated:	9/29/2011 8:57:46 AM	NameMap:	Long binary data
OrderByOn:	False	OrderByOnLoad:	True
Orientation:	Left-to-Right	RecordCount:	0
TotalsRow:	False	Updatable:	True

Columns

Name	Type	Size
INSPECTION_SEQ_NUM	Double	8
Project_Name	Text	35
FAC_SEQ_NUM	Double	8
LGTH_QTY	Double	8
DEPTH	Double	8
JOINT_SPACING_NUM	Double	8
INSD_DIAM_SIZE_NUM	Double	8
START_FOOTAGE_QTY	Double	8
END_FOOTAGE_QTY	Single	4
PIPE_SEGMENT_COMMENT_TXT	Text	255
MATL_CD	Text	50
REHAB_MATL_CD	Text	5

Properties

DateCreated:	5/29/2008 4:15:16 PM	DefaultView:	2
DisplayViewsOnSharePointSi	1	FilterOnLoad:	False
GUID:	{guid {2142CAF4-0412-4E45- BF58-78D54BD0A022}}	HideNewField:	False
LastUpdated:	9/29/2011 8:55:55 AM	NameMap:	Long binary data
OrderBy:	[STILL_IMAGE].[OBSERVATIO N_SEQ_NUM], [STILL_IMAGE].[INSPECTION _SEQ_NUM]	OrderByOn:	True
OrderByOnLoad:	True	Orientation:	Left-to-Right
RecordCount:	0	TotalsRow:	False
Updatable:	True		

Columns

Name	Type	Size
INSPECTION_SEQ_NUM	Long Integer	4
FAC_SEQ_NUM	Double	8
OBSERVATION_SEQ_NUM	Long Integer	4
ONLINE_STORAGE_FILE_NM	Text	50
STILL_IMAGE_SEQ_NUM	Long Integer	4

Properties

DateCreated:	5/29/2008 4:15:19 PM	DefaultView:	2
DisplayViewsOnSharePointSi	1	FilterOnLoad:	False
GUID:	{guid {98E4257D-B19E-4B33-9C8E-532D93DCE40C}}	HideNewField:	False
LastUpdated:	9/29/2011 8:56:14 AM	NameMap:	Long binary data
OrderByOn:	False	OrderByOnLoad:	True
Orientation:	Left-to-Right	RecordCount:	0
TotalsRow:	False	Updatable:	True

Columns

Name	Type	Size
VENDOR_RECOMMENDATION_SEQ_NUM	Double	8
INSPECTION_SEQ_NUM	Double	8
FAC_SEQ_NUM	Double	8
RECOMMENDATION_CD	Text	8
RECOMMENDATION_CD2	Text	8
PRIORITY_CD	Long Integer	4

Material Descriptions used by S_Mains

The following material code goes into the PIPE_SEGMENT tables MATL_CD column.	
MATERIAL CODE	MATERIAL DESCRIPTIONS
ABS	ABS-ACRYLONITRILE BUTYLDENE STY
AC	ASBESTOS CEMENT
CI	CAST IRON
CICL	CAST IRON CEMENT LINED
CMLCS	CEMENT MORTAR LINED AND COATED STEEL PIPE
CP	CONCRETE PIPE
DI	DUCTILE IRON
FRC	FIBERGLASS REINFORCED CONCRETE
HDPE	HIGH DENSITY POLYETHYLENE
PCSC	PRESTRESSED CONCRETE STEEL CYLINDER
PERM	PERMASTRAN
PLCP	PLASTIC LINED CONCRETE PIPE
PLRCP	PLASTIC LINED REINFORCED CONCRETE PIPE
PVC	PVC-POLYVINYL CHLORIDE
RCP	REINFORCED CONCRETE PIPE
RCSC	REINFORCED CONCRETE STEEL CYLINDER
RCTL	REINFORCED CONCRETE TECHITE LINED
RPM	REINFORCED PLASTIC MORTAR
RSP	REINFORCED STEEL PIPE
SCRW	STEEL CYLINDER ROD WRAPPED
STL	STEEL
UNK	UNKNOWN
VC	VC-VITRIFIED CLAY
VCES	VITRIFIED CLAY EXTRA STRENGTH
WSCL	WELDED STEEL CEMENT LINED
The following rehab code goes into the PIPE_SEGMENT tables REHAB_MATL_CD column.	
REHAB CODE	REHAB DESCRIPTION
Lined	This only designates that the pipe was lined. For CCTV contracts only.
ULINE	U-LINER - For Rehab contracts.
RIBLC	RIBLOCK - For Rehab contracts.
INSIT	INSITUFORM - For Rehab contracts.
HOBAS	HOBAS - For Rehab contracts.
FRSTL	FIRST LINER - For Rehab contracts.
PP	POLYPHENOL - For Rehab contracts.
DANBY	DANBY - For Rehab contracts.
INLIN	INLINER - For Rehab contracts.
TECH	TECHITE - For Rehab contracts.
NOVA	NOVA - For Rehab contracts.
SEAR	SEAR - For Rehab contracts.
NATNL	NATIONAL cured in place liner - For Rehab contracts.

City of San Diego

VENDOR RECOMMENDATION TABLE CODES
FOR SEWER REHAB AND REPLACEMENT CIP
PROJECTS

Prioritization Code Key

- 0- Facility was not inspected
- ①- 0 to 250 Total Severity Points
- 2- 251 to 750 Total Severity Points
- 3- 751 or more Total Severity Points

Recommendation Code Key

- A- No Action
- B- Debris Cleaning
- C- Root Cleaning
- D- Spot Repairs
- E- Facility Replacement
- ②- Does Not Apply

WRC CODES FOR CITY OF SAN DIEGO

General Codes:

Code	Severity	Observation	Maintenance Points	Structural Points	Definitions	Standard Comments	Joints
GO	N	General Observation	0	0	General observation	If no opposite direction inspection done for an incomplete inspection, note the reason why. Note defects in service connections.	
ST	N	Start Inspection	0	0	Use at the start of all inspections	"Re-Inspection after cleaning", Note if depth of flow is 1/3 pipe or more note if pipe material from manhole is different from line	
FH	N	Finish Inspection	0	0	Use at the end of all inspections	Note the cause for ending the observation if you are not in the manhole, e.g. "camera blocked", "Overlap Point", "Clean Out", or "Dead End". If you are ending a reinspection use "End Re-Inspection".	
MH	N	Manhole	0	0	Upstream/Downstream manhole	Manhole number	
MB	N	Manhole, Buried	0	0	Any buried / paved over manhole shown on plans	MH # & Note if it is buried or paved over	
MU	N	Manhole, Undocumented	0	0	All manholes not on the plans	Note if it is paved over / buried	
MD	N	Manhole, Drop Connection	0	0	Drop Connection	Note if it is an inside, outside or direct drop Use with MB or MH	
CUB	N	Camera submerged begin	50	50	Whenever the camera lens is partially or fully submerged, obstructing the view		
CUE	N	Camera submerged end	50	50	Whenever the camera lens is returned to a normal state		
SA	N	Camera Blocked	75	100	impassable blockage, note apparent cause	Preceed Observation with a General observation Noting the apparent cause, e.g. by roots	
DND	N	Dead End	0	0	Dead End	Note if "Plug" & condition	
CO	N	Cleanout	0	0	Use when the camera reaches a cleanout		
MC	N	Material Change	0	0	Any change of pipe material	"Transition to (new pipe size)"	
DC	N	Diameter Change	0	50	Any change of pipe size	"Transition to (new pipe size & material)"	
LL	N	Bend in Pipe Left	0	50	Any bend in pipe to the left.		
LR	N	Bend in Pipe Right	0	50	Any bend in pipe to the right.		
LD	N	Bend in Pipe Down	0	50	Any bend in pipe down.		
LU	N	Bend in Pipe Up	0	50	Any bend in pipe up.		
RP	N	Reverse Pull	0	0	When a camera is reversed into a line and pulled back to the start manhole		
RS	N	Restricted Channel	0	0	Use when the camera is unable to access a channel		
V	N	Vermin	0	0	Any animal or rodent inside the pipe/manhole	Type of rodent	
BG	N	Bugs	0	0	Severe infestation of insects inside the pipe/manhole	Type of bug	

Pipe Codes:

Code	Severity	Observation	Maintenance Point	Structural Point	Definitions	Standard Comments	
R	S	Roots, Small	25	0	Light fine roots - root fingers following the wall of the pipe covering not more than 10% of the pipe wall; tap root less than 1/4"	Note if roots are coming from a crack, hole, or around a lateral	
	M	Roots, Medium	75	0	Medium fine roots covering 10 to 20% of the pipe wall or more than 1/4 of the pipe; tap root - 1/4" to 1/2"; camera passes without difficulty		
	L	Roots, Large	100	50	Heavy fine roots - a carpet of roots following the walls of the pipe or a mass greater than 1/2 pipe dia.; tap root greater than 1/2"		
I	S	Infiltration, slight	0	50	Seeping or Dripping		
	M	Infiltration, Medium	0	75	Constant stream		
	L	Infiltration, Large	0	150	Gushing water		
E	S	Slight Mineral Deposits		50	Indication of Infiltration		
	M	Medium Mineral Deposits	0	75	Under 10% of ID thick		
	L	Heavy Mineral Deposits	0	150	Greater than 10% of ID thick		
CC	S	Circular Crack, Small	0	100	Hairline less than 50% of circumference	Note if they are spiral cracks	Cracks at joints are within 4" of joint
	M	Circular Crack, Medium	0	150	Less than 1/8" open, or hairline greater than 50% of circumference		
	L	Circular Crack, Large	0	250	1/8" or greater, open		
CL	S	Crack -Longitudinal, Small	0	100	Hairline less than 1 section of pipe	If the crack extends past one section of pipe, note the end footage, e.g. to 105'. For continuing cracks, note every 3 pipe lengths with a "continuing" note	Cracks at joints are within 4" of joint
	M	Crack -Longitudinal, Medium	0	150	Less than 1/8" open, or hairline greater than 1 section of pipe		
	L	Crack -Longitudinal, Large	0	250	1/8" or greater, open		
CM	S	Cracks -Multiple, Small	0	100	Hairline cracks in multiple directions, less than 1 section of pipe		Cracks at joints are within 4" of joint
	M	Cracks -Multiple, Medium	0	150	Less than 1/8" open, or hairline greater than 1 section of pipe, in multiple directions		
	L	Cracks -Multiple, Large	0	300	Cracks in multiple directions, 1/8" or greater, open		
B	S	Broken Pipe, Small	0	250	Connecting cracks, no displacement	Note appearance of break	Within 4" of joint, crescent crack with no displacement, or displaced / gone less than 1 hr, within bell, no dirt showing
	M	Broken Pipe, Medium	0	300	Connecting cracks, some displacement (less than 1/4")		Within 4" of joint, crescent crack with displacement 1 - 3 hrs, or displaced / gone 1- 2hrs, within bell, no dirt showing
	L	Broken Pipe, Large	0	500	Connecting cracks, displacement greater than 1/4"		Within 4" of joint, crescent crack with displacement > 3 hrs, or displaced / gone > 2hrs, within bell, no dirt showing
X	N	Collapsed Pipe	0	700	Use if a section of the pipe wall has fallen in and the structural integrity of pipe has been compromised.	Note the approximate size and give a description.	
H	S	Hole in Pipe, Small	0	250	15" pipe or less: <1" dia. hole* > 15" pipe: <2" dia. hole*	* If a hole is below the waterline it moves up to the next severity Note the approximate size of the hole, e.g. 1.5". Note if there is an apparent void.	
	M	Hole in Pipe, Medium	0	400	15" pipe or less: 1" to 3" dia, pipe is sound, no void * > 15" pipe: 2" to 4" dia, pipe is sound, no void *		
	L	Hole in Pipe, Large	0	500	Greater than a moderate hole		

DS	N	Begin Pipe Sag	0	100	Flow depth increases more than 25% of ID		
DF	N	End Pipe Sag	0	0	End of sag	Note maximum depth of sag if not submerged	
SS	S	Erosion of CP, Slight	0	100	Rough walls	Use only with concrete pipe	
	M	Erosion of CP, Moderate	0	200	Exposed aggregate		
	L	Erosion of CP, Large	0	500	Exposed rebar		
DEG	S	Debris -Grease, slight	50	0	Slight indication 1/4"-1/2"	Note percentage of pipe (similar to roots), for continuing grease, enter observation every 25'	
	M	Debris -Grease, Moderate	75	0	1/2" to 2" thick		
	L	Debris -Grease, Large	150	0	Greater than 2" thick		
DE	S	Debris, Slight	50	0	10% of ID or less, rough debris	Note the type of debris, e.g. rocks, sludge, etc. For continuing debris, enter observation every 25'	
	M	Debris, Moderate	75	0	10-25% of ID, rough debris		
	L	Debris, Large	150	0	Greater than 25% of ID or impassable, rough debris		
DES	S	Debris -Silt, Slight	50	0	10% of ID or less, smooth silt	Note the type of debris, e.g. rocks, sludge, etc. For continuing debris, enter observation every 25'	
	M	Debris -Silt, Moderate	75	0	10-25% of ID, smooth silt		
	L	Debris -Silt, Large	150	0	Greater than 25% of ID or impassable, smooth silt		
D	S	Deformation, Slight	0	50	Less than 15% of ID		
	M	Deformation, Moderate	0	100	Between 15% and 30% of ID		
	L	Deformation, Large	0	150	>30%		
LC	S	Lining Defect, Small	0	50	Wrinkles, bubbles, dimples	Note the defect	
	M	Lining Defect, Moderate	0	100	Tear, 25% flow restriction		
	L	Lining Defect, Large	0	250	Greater than 25% flow restriction, missing liner		
SR	N	Spot Repair	0	50	Existing repair	Note repair condition	
CO	S	Corrosion of CI, Slight	0	100	Light teburculation	Use only with Metal Pipe	
	M	Corrosion of CI, Moderate	0	200	moderate teburculation		
	L	Corrosion of CI, Large	0	500	impassable, heavy teburculation		

Joint Codes

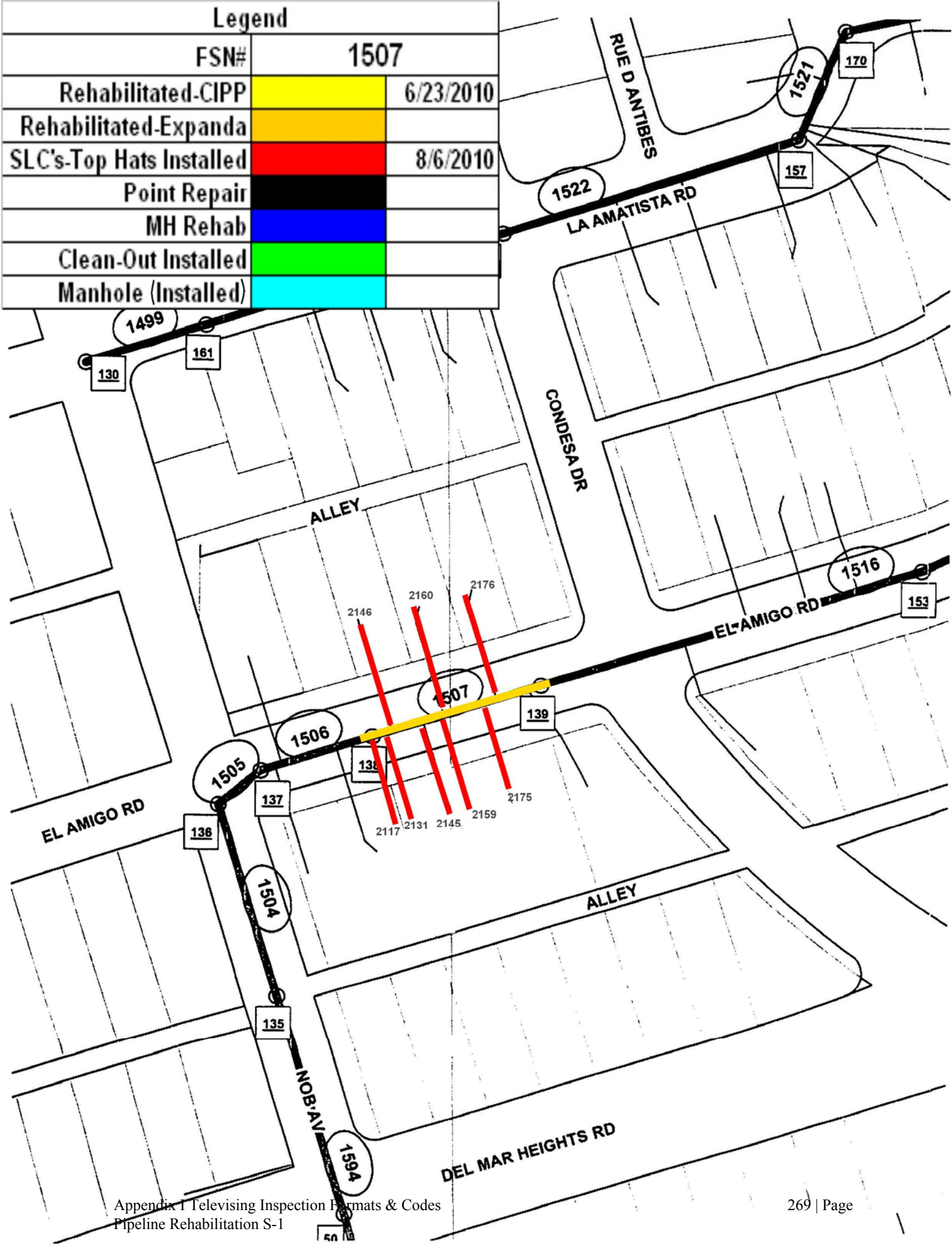
RJ	S	Roots at Joint, Small	25	0	Light fine roots - root fingers following the wall of the pipe covering not more than 10% of the pipe wall	Note if roots are coming from a crack, hole, or around a lateral	For roots at joints that are continuing: Put in an observation every 25' and note roots at 25% of joints, 50% of joints, 75% of joints or all joints. (understanding that 50% means 25% - 50% etc.). <u>Note every occurrence of Heavy Roots</u>
	M	Roots at Joint, Medium	75	0	Medium fine roots covering 10 to 20% of the pipe wall		
	L	Roots at Joint, Large	100	50	Heavy fine roots - a carpet of roots following the walls of the pipe		
JD	M	Joint Displaced, Medium	0	50	To thickness of pipe wall.	Do not note minor offsets	
	L	Joint Displaced, Large	0	150	Visible dirt/greater than pipe wall thickness		
IJ	S	Infiltration at Joint, Small	0	50	Seeping or Dripping		
	M	Infiltration at Joint, Medium	0	75	Constant stream		
	L	Infiltration at Joint, Large	0	150	Gushing water		
COJ	S	Corrosion at Joint, Slight	0	75			
	M	Corrosion at Joint, Moderate	0	150	Passable		
	L	Corrosion at Joint, Large	0	500	Impassable		
CCJ	S	Circular Crack at Joint, Small	0	100	Hairline less than 50% of circumference	Note if they are spiral cracks	Cracks at joints are within 4" of joint
	M	Circular Crack at Joint, Medium	0	150	Less than 1/8" open, or hairline greater than 50% of circumference		
	L	Circular Crack at Joint, Large	0	250	1/8" or greater, open		
CLJ	S	Crack -Longitudinal at Joint, Small	0	100	Hairline less than 1 section of pipe	If the crack extends past one section of pipe, note the end footage, e.g. to 105'. For continuing cracks, note every 3 pipe lengths with a "continuing" note	Cracks at joints are within 4" of joint
	M	Crack -Longitudinal at Joint, Medium	0	150	Less than 1/8" open, or hairline greater than 1 section of pipe		
	L	Crack -Longitudinal at Joint, Large	0	250	1/8" or greater, open		
CMJ	S	Multiple Cracks at Joint, Small	0	100	Hairline cracks in multiple directions, less than 1 section of pipe		Cracks at joints are within 4" of joint
	M	Multiple Cracks at Joint, Medium	0	150	Less than 1/8" open, or hairline greater than 1 section of pipe, in multiple directions		
	L	Multiple Cracks at Joint, Large	0	300	Cracks in multiple directions, 1/8" or greater, open		
GEJ	N	Gasket Exposed at Joint	0	50	Gasket exposed at joint		
SJ	S	Separated Joint, Slight	0	50	Bell Exposed		
	M	Separated Joint, Moderate	0	100	Dirt Exposed at top of pipe		
	L	Separated Joint, Large	0	200	Dirt Exposed at bottom of pipe		
BJ	S	Broken Joint, Small	0	250	Connecting cracks, no displacement	Note appearance of break	Within 4" of joint, crescent crack with no displacement, or displaced / gone less than 1 hr, within bell, no dirt showing
	M	Broken Joint, Medium	0	300	Connecting cracks, some displacement (less than 1/4")		Within 4" of joint, crescent crack with displacement 1 - 3 hrs, or displaced / gone 1- 2hrs, within bell, no dirt showing
	L	Broken Joint, Large	0	500	Connecting cracks, displacement greater than 1/4"		Within 4" of joint, crescent crack with displacement > 3 hrs, or displaced / gone > 2hrs, within bell, no dirt showing

Service Codes

Code	Severity	Observation	Maintenance Point	Structural Point	Definitions	Standard Comments	
CN	N	Service Connection	0	0	All factory lateral 'Y' or 'T' service connections		
CB	N	Break in Connection	0	50	All laterals connected into a hole broken or cut into the main	Note if it is "broken in" rather than cut	
CXC	S	Connection W/ Slight Defect	0	50	Light roots, hairline cracks	Use after CN or CB Note the defect	Use for lateral defects, not pipe defects
	M	Connection W/ Moderate Defect	0	100	Medium roots, medium cracks		
	L	Connection W/ Large Defect	0	150	Heavy roots, open cracks		
CNI	S	Minor Intruding Lateral	0	75	Less than 1"	Use after CN or CB note how far it intrudes	
	M	Moderate Intruding Lateral	0	150	1" to 2"		
	L	Severe Intruding Lateral	0	250	Greater than 2"		
CRA	S	Small Roots around lateral	20	50	Small Roots from around the outside of the lateral		
	M	Medium Roots around lateral	50	50	Medium Roots from around the outside of the lateral		
	L	Heavy Roots around lateral	75	100	Heavy Roots from around the outside of the lateral		
CR	S	Slight Roots in Lateral	20	0	Small Roots in / from lateral		
	M	Medium Roots in Lateral	50	0	Medium roots in / from lateral		
	L	Heavy Roots in Lateral	75	50	Heavy roots in / from lateral		
CG	S	Slight Grease From Connection	50	0	Slight indication 1/4"-1/2"	Note percentage of pipe (similar to roots), for continuing grease, enter observation every 25'	
	M	Medium Grease From Connection	75	0	1/2" to 2" thick		
	L	Heavy Grease From Connection	150	0	Greater than 2" thick		
CP	N	Plugged Connection	0	0	Lateral not in use	"Plugged" "Full of Rocks", etc.	

Legend

FSN#	1507	
Rehabilitated-CIPP		6/23/2010
Rehabilitated-Expanda		
SLC's-Top Hats Installed		8/6/2010
Point Repair		
MH Rehab		
Clean-Out Installed		
Manhole (Installed)		



APPENDIX J
STORM DRAIN INLET PROTECTION PLAN

PIPELINE REHABILITATION S-1



SENIOR ENGINEER
WENDY GAMBOA
619-235-1971

PROJECT MANAGER
LUIS SCHAAR
619-533-4641

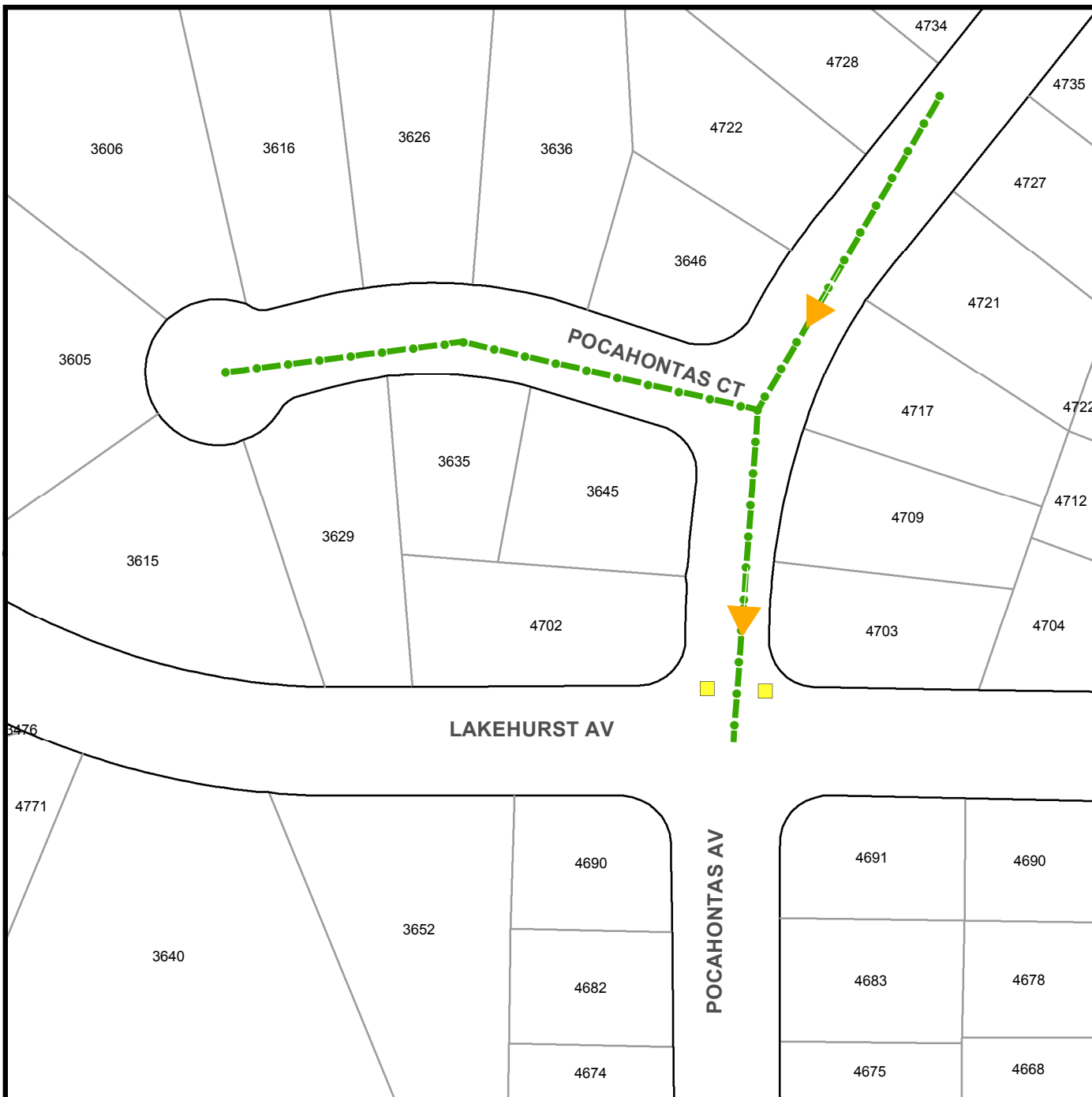
PROJECT ENGINEER
JING DEBELISO
619-533-5285

PUBLIC INFORMATION OFFICER

619-533-4207



Division Name - ROW



STORM DRAIN INLET PROTECTION PLAN SHEET 1

Legend

- Rehab S-1 Scope
- ▶ Storm Drain Flow
- Storm Inlet
- No Scale

COMMUNITY NAME: CLAIREMONT MESA

COUNCIL DISTRICT: 6

SAP ID: B-11078 (S)

Date: August 8th, 2011
Pipeline Rehabilitation S-1



THIS MAP/DATA IS PROVIDED WITHOUT WARRANTY OF ANY KIND, EITHER EXPRESS OR IMPLIED, INCLUDING, BUT NOT LIMITED TO, THE IMPLIED WARRANTIES OR MERCHANTABILITY AND FITNESS FOR A PARTICULAR PURPOSE. Note: This product may contain information reproduced with permission granted by RAND McNALLY & COMPANY to SanGIS. This map is copyrighted by RAND McNALLY & COMPANY. It is unlawful to copy or reproduce all or any part thereof, whether for personal use or resale, without the prior, written permission of RAND McNALLY & COMPANY.

PIPELINE REHABILITATION S-1

SENIOR ENGINEER
WENDY GAMBOA
619-235-1971

PROJECT MANAGER
LUIS SCHAAR
619-533-4641

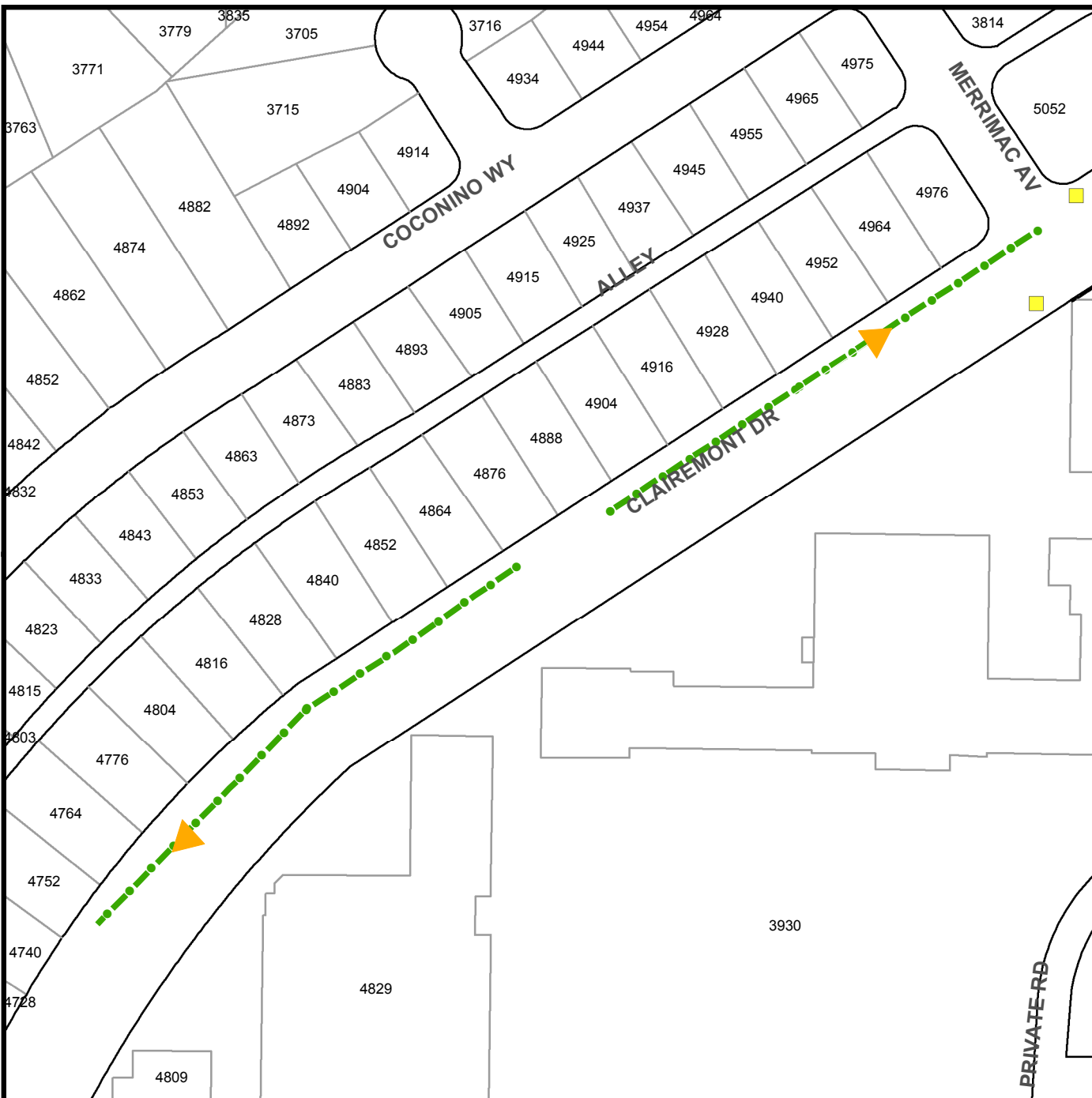
PROJECT ENGINEER
JING DEBELISO
619-533-5285

PUBLIC INFORMATION OFFICER

619-533-4207



Division Name - ROW



STORM DRAIN INLET PROTECTION PLAN SHEET 2

Legend

- Rehab S-1 Scope
- ▶ Storm Drain Flow
- Storm Drain Inlet No Scale



COMMUNITY NAME: CLAIEMONT MESA

COUNCIL DISTRICT: 6

SAP ID: B-11078 (S)

Date: August 8th, 2011
Pipeline Rehabilitation S-1



Appendix J Storm Drain Inlet Protection Plan



THIS MAP/DATA IS PROVIDED WITHOUT WARRANTY OF ANY KIND, EITHER EXPRESS OR IMPLIED, INCLUDING, BUT NOT LIMITED TO, THE IMPLIED WARRANTIES OR MERCHANTABILITY AND FITNESS FOR A PARTICULAR PURPOSE. Note: This product may contain information reproduced with permission granted by RAND McNALLY & COMPANY to SanGIS. This map is copyrighted by RAND McNALLY & COMPANY. It is unlawful to copy or reproduce all or any part thereof, whether for personal use or resale, without the prior, written permission of RAND McNALLY & COMPANY.

PIPELINE REHABILITATION S-1

SENIOR ENGINEER
WENDY GAMBOA
619-235-1971

PROJECT MANAGER
LUIS SCHAAR
619-533-4641

PROJECT ENGINEER
JING DEBELISO
619-533-5285

PUBLIC INFORMATION OFFICER

619-533-4207



Division Name - ROW



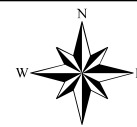
THIS MAP/DATA IS PROVIDED WITHOUT WARRANTY OF ANY KIND, EITHER EXPRESS OR IMPLIED, INCLUDING, BUT NOT LIMITED TO, THE IMPLIED WARRANTIES OR MERCHANTABILITY AND FITNESS FOR A PARTICULAR PURPOSE. Note: This product may contain information reproduced with permission granted by RAND McNALLY & COMPANY to SanGIS. This map is copyrighted by RAND McNALLY & COMPANY. It is unlawful to copy or reproduce all or any part thereof, whether for personal use or resale, without the prior, written permission of RAND McNALLY & COMPANY.



STORM DRAIN INLET PROTECTION PLAN SHEET 3

Legend

- Rehab S-1 Scope
- ▶ Storm Drain Flow
- Storm Drain Inlet No Scale



COMMUNITY NAME: CLAIREMONT MESA

COUNCIL DISTRICT: 6

SAP ID: B-11078 (S)

Date: August 8th, 2011
Pipeline Rehabilitation S-1



Appendix J Storm Drain Inlet Protection Plan



PIPELINE REHABILITATION S-1

SENIOR ENGINEER
WENDY GAMBOA
619-235-1971

PROJECT MANAGER
LUIS SCHAAR
619-533-4641

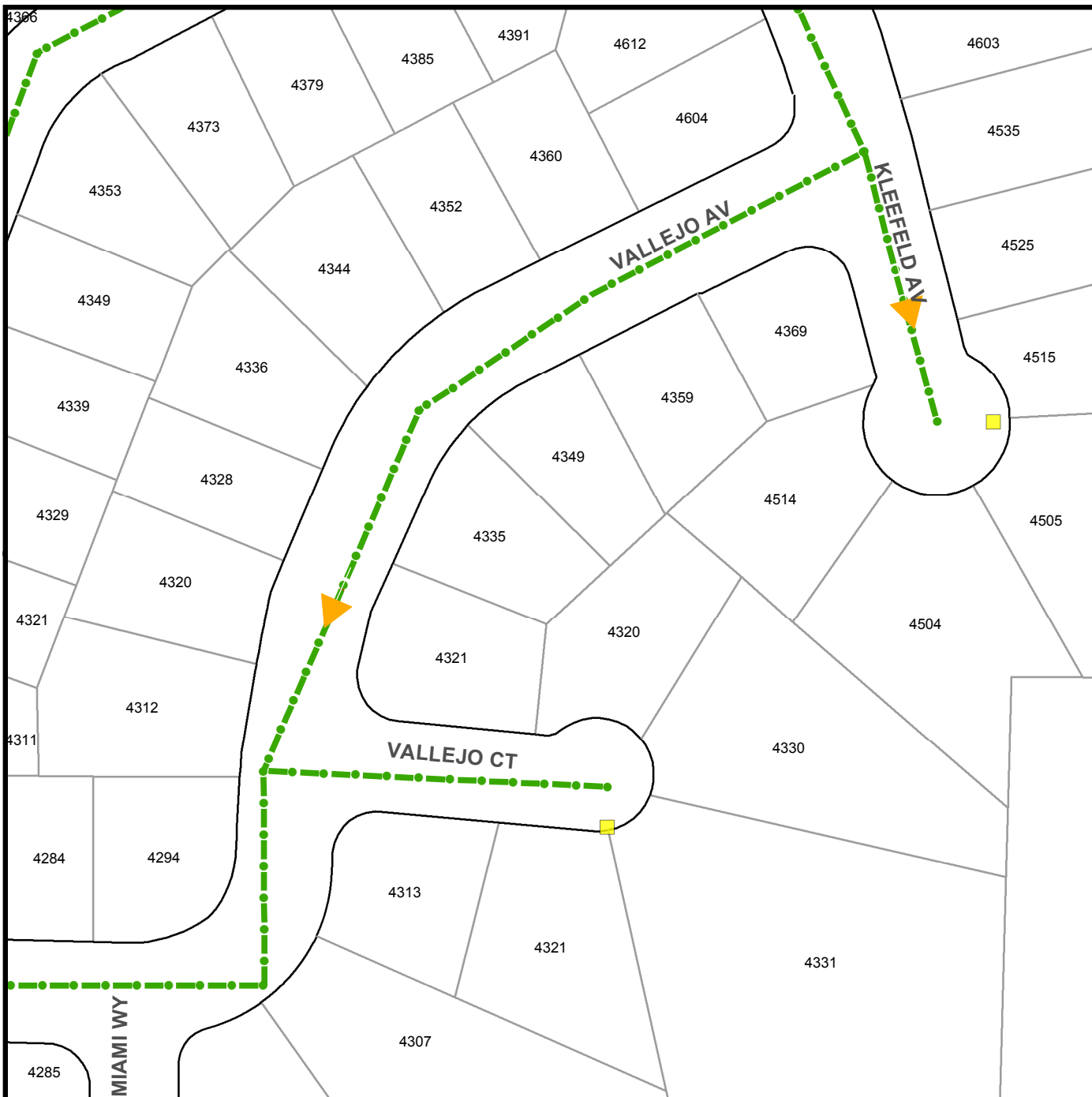
PROJECT ENGINEER
JING DEBELISO
619-533-5285

PUBLIC INFORMATION OFFICER

619-533-4207



Division Name - ROW



STORM DRAIN INLET PROTECTION PLAN SHEET 4

Legend

Rehab S-1 Scope

Storm Drain Flow

Storm Drain Inlet No Scale



COMMUNITY NAME:CLAIREMONT MESA

COUNCIL DISTRICT: 6

SAP ID: B-11078 (S)

Date: August 8th, 2011
Pipeline Rehabilitation S-1



THIS MAP/DATA IS PROVIDED WITHOUT WARRANTY OF ANY KIND, EITHER EXPRESS OR IMPLIED, INCLUDING, BUT NOT LIMITED TO, THE IMPLIED WARRANTIES OR MERCHANTABILITY AND FITNESS FOR A PARTICULAR PURPOSE. Note: This product may contain information reproduced with permission granted by RAND McNALLY & COMPANY to SanGIS. This map is copyrighted by RAND McNALLY & COMPANY. It is unlawful to copy or reproduce all or any part thereof, whether for personal use or resale, without the prior, written permission of RAND McNALLY & COMPANY.

PIPELINE REHABILITATION S-1



SENIOR ENGINEER
WENDY GAMBOA
619-235-1971

PROJECT MANAGER
LUIS SCHAAR
619-533-4641

PROJECT ENGINEER
JING DEBELISO
619-533-5285

PUBLIC INFORMATION OFFICER

619-533-4207



Division Name - ROW



STORM DRAIN INLET PROTECTION PLAN SHEET 5

Legend

- Rehab S-1 Scope
- ▶ Storm Drain Flow
- Storm Drain Inlet No Scale



COMMUNITY NAME: CLAIREMONT MESA

COUNCIL DISTRICT: 6

SAP ID: B-11078 (S)

Date: August 8th, 2011
Pipeline Rehabilitation S-1



Appendix J Storm Drain Inlet Protection Plan



THIS MAP/DATA IS PROVIDED WITHOUT WARRANTY OF ANY KIND, EITHER EXPRESS OR IMPLIED, INCLUDING, BUT NOT LIMITED TO, THE IMPLIED WARRANTIES OR MERCHANTABILITY AND FITNESS FOR A PARTICULAR PURPOSE. Note: This product may contain information reproduced with permission granted by RAND McNALLY & COMPANY to SanGIS. This map is copyrighted by RAND McNALLY & COMPANY. It is unlawful to copy or reproduce all or any part thereof, whether for personal use or resale, without the prior, written permission of RAND McNALLY & COMPANY.

PIPELINE REHABILITATION S-1

SENIOR ENGINEER
WENDY GAMBOA
619-235-1971

PROJECT MANAGER
LUIS SCHAAR
619-533-4641

PROJECT ENGINEER
JING DEBELISO
619-533-5285

PUBLIC INFORMATION OFFICER

619-533-4207



Division Name - ROW



STORM DRAIN INLET PROTECTION PLAN SHEET 6

Legend

- Rehab S-1 Scope
- ▶ Storm Drain Flow
- Storm Drain Inlet No Scale

COMMUNITY NAME: CLAIREMONT MESA

COUNCIL DISTRICT: 6

SAP ID: B-11078 (S)

Date: August 8th, 2011
Pipeline Rehabilitation S-1



THIS MAP/DATA IS PROVIDED WITHOUT WARRANTY OF ANY KIND, EITHER EXPRESS OR IMPLIED, INCLUDING, BUT NOT LIMITED TO, THE IMPLIED WARRANTIES OR MERCHANTABILITY AND FITNESS FOR A PARTICULAR PURPOSE. Note: This product may contain information reproduced with permission granted by RAND McNALLY & COMPANY to SanGIS. This map is copyrighted by RAND McNALLY & COMPANY. It is unlawful to copy or reproduce all or any part thereof, whether for personal use or resale, without the prior, written permission of RAND McNALLY & COMPANY.

PIPELINE REHABILITATION S-1

SENIOR ENGINEER
WENDY GAMBOA
619-235-1971

PROJECT MANAGER
LUIS SCHAAR
619-533-4641

PROJECT ENGINEER
JING DEBELISO
619-533-5285

PUBLIC INFORMATION OFFICER

619-533-4207



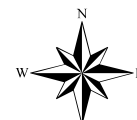
Division Name - ROW



STORM DRAIN INLET PROTECTION PLAN SHEET 7

Legend

- Rehab S-1 Scope
- ▶ Storm Drain Flow
- Storm Drain Inlet No Scale



COMMUNITY NAME: CLAIEMONT MESA

COUNCIL DISTRICT: 6

SAP ID: B-11078 (S)

Date: August 8th, 2011
Pipeline Rehabilitation S-1



THIS MAP/DATA IS PROVIDED WITHOUT WARRANTY OF ANY KIND, EITHER EXPRESS OR IMPLIED, INCLUDING, BUT NOT LIMITED TO, THE IMPLIED WARRANTIES OR MERCHANTABILITY AND FITNESS FOR A PARTICULAR PURPOSE. Note: This product may contain information reproduced with permission granted by RAND McNALLY & COMPANY to SanGIS. This map is copyrighted by RAND McNALLY & COMPANY. It is unlawful to copy or reproduce all or any part thereof, whether for personal use or resale, without the prior permission of RAND McNALLY & COMPANY.

PIPELINE REHABILITATION S-1

SENIOR ENGINEER
WENDY GAMBOA
619-235-1971

PROJECT MANAGER
LUIS SCHAAR
619-533-4641

PROJECT ENGINEER
JING DEBELISO
619-533-5285

PUBLIC INFORMATION OFFICER

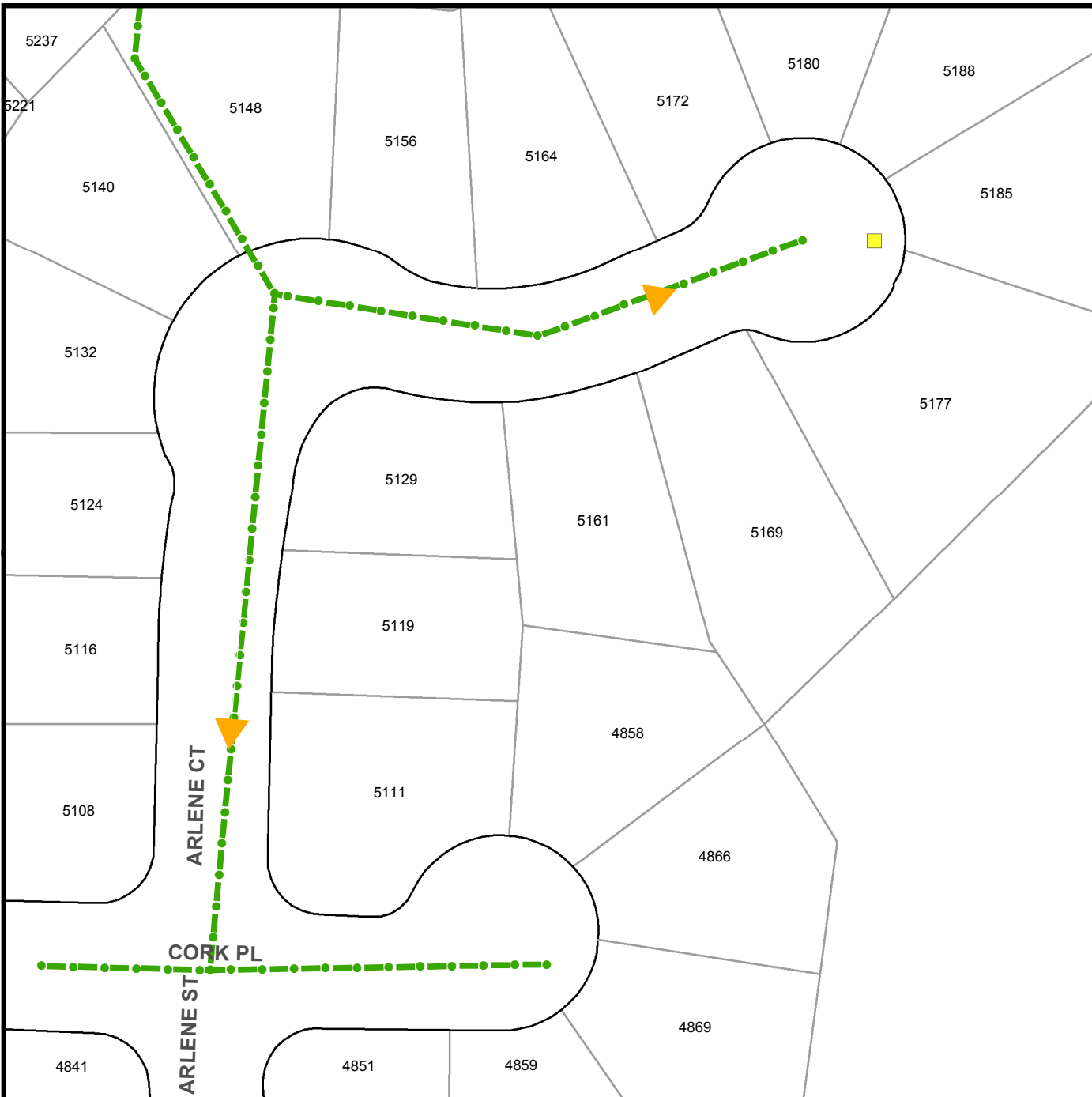
619-533-4207



Division Name - ROW



THIS MAP/DATA IS PROVIDED WITHOUT WARRANTY OF ANY KIND, EITHER EXPRESS OR IMPLIED, INCLUDING, BUT NOT LIMITED TO, THE IMPLIED WARRANTIES OR MERCHANTABILITY AND FITNESS FOR A PARTICULAR PURPOSE. Note: This product may contain information reproduced with permission granted by RAND McNALLY & COMPANY to SanGIS. This map is copyrighted by RAND McNALLY & COMPANY. It is unlawful to copy or reproduce all or any part thereof, whether for personal use or resale, without the prior, written permission of RAND McNALLY & COMPANY.



STORM DRAIN INLET PROTECTION PLAN SHEET 8

Legend

Rehab S-1 Scope

Storm Drain Flow

Storm Drain Inlet No Scale



COMMUNITY NAME: CLAIEMONT MESA

COUNCIL DISTRICT: 6

SAP ID: B-11078 (S)

Date: August 8th, 2011
Pipeline Rehabilitation S-1



Appendix J Storm Drain Inlet Protection Plan



PIPELINE REHABILITATION S-1

SENIOR ENGINEER
WENDY GAMBOA
619-235-1971

PROJECT MANAGER
LUIS SCHAAR
619-533-4641

PROJECT ENGINEER
JING DEBELISO
619-533-5285

PUBLIC INFORMATION OFFICER

619-533-4207



Division Name -ROW



THIS MAP/DATA IS PROVIDED WITHOUT WARRANTY OF ANY KIND, EITHER EXPRESS OR IMPLIED, INCLUDING, BUT NOT LIMITED TO, THE IMPLIED WARRANTIES OR MERCHANTABILITY AND FITNESS FOR A PARTICULAR PURPOSE. Note: This product may contain information reproduced with permission granted by RAND McNALLY & COMPANY to SanGIS. This map is copyrighted by RAND McNALLY & COMPANY. It is unlawful to copy or reproduce all or any part thereof, whether for personal use or resale, without the prior, written permission of RAND McNALLY & COMPANY.



STORM DRAIN INLET PROTECTION PLAN SHEET 9

Legend

- - - Rehab S-1 Scope
- ▶ Storm Drain Flow
- Storm Drain Inlet No Scale



COMMUNITY NAME: CLAIREMONT MESA

COUNCIL DISTRICT: 6

SAP ID: B-11078 (S)

Date: August 8th, 2011
Pipeline Rehabilitation S-1



Appendix J Storm Drain Inlet Protection Plan



PIPELINE REHABILITATION S-1



SENIOR ENGINEER
WENDY GAMBOA
619-235-1971

PROJECT MANAGER
LUIS SCHAAR
619-533-4641

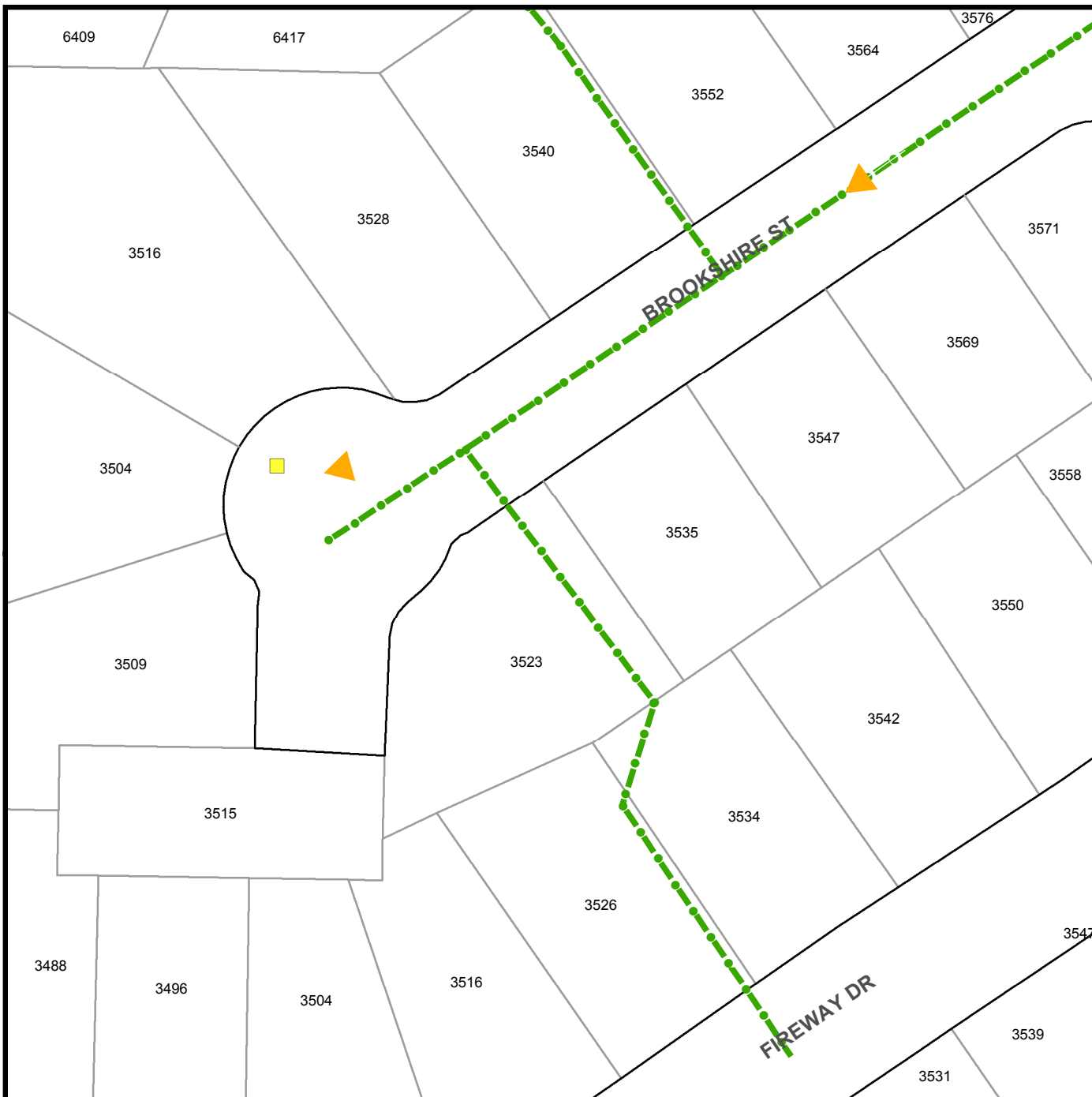
PROJECT ENGINEER
JING DEBELISO
619-533-5285

PUBLIC INFORMATION OFFICER

619-533-4207



Division Name - ROW



STORM DRAIN INLET PROTECTION PLAN SHEET 10

Legend

- Rehab S-1 Scope
- ▶ Storm Drain Flow
- Storm Drain Inlet No Scale



COMMUNITY NAME: CLAIREMONT MESA

COUNCIL DISTRICT: 6

SAP ID: B-11078 (S)

Date: August 8th, 2011
Pipeline Rehabilitation S-1



Appendix J Storm Drain Inlet Protection Plan



THIS MAP/DATA IS PROVIDED WITHOUT WARRANTY OF ANY KIND, EITHER EXPRESS OR IMPLIED, INCLUDING, BUT NOT LIMITED TO, THE IMPLIED WARRANTIES OR MERCHANTABILITY AND FITNESS FOR A PARTICULAR PURPOSE. Note: This product may contain information reproduced with permission granted by RAND McNALLY & COMPANY to SanGIS. This map is copyrighted by RAND McNALLY & COMPANY. It is unlawful to copy or reproduce all or any part thereof, whether for personal use or resale, without the prior, written permission of RAND McNALLY & COMPANY.

PIPELINE REHABILITATION S-1

SENIOR ENGINEER
WENDY GAMBOA
619-235-1971

PROJECT MANAGER
LUIS SCHAAR
619-533-4641

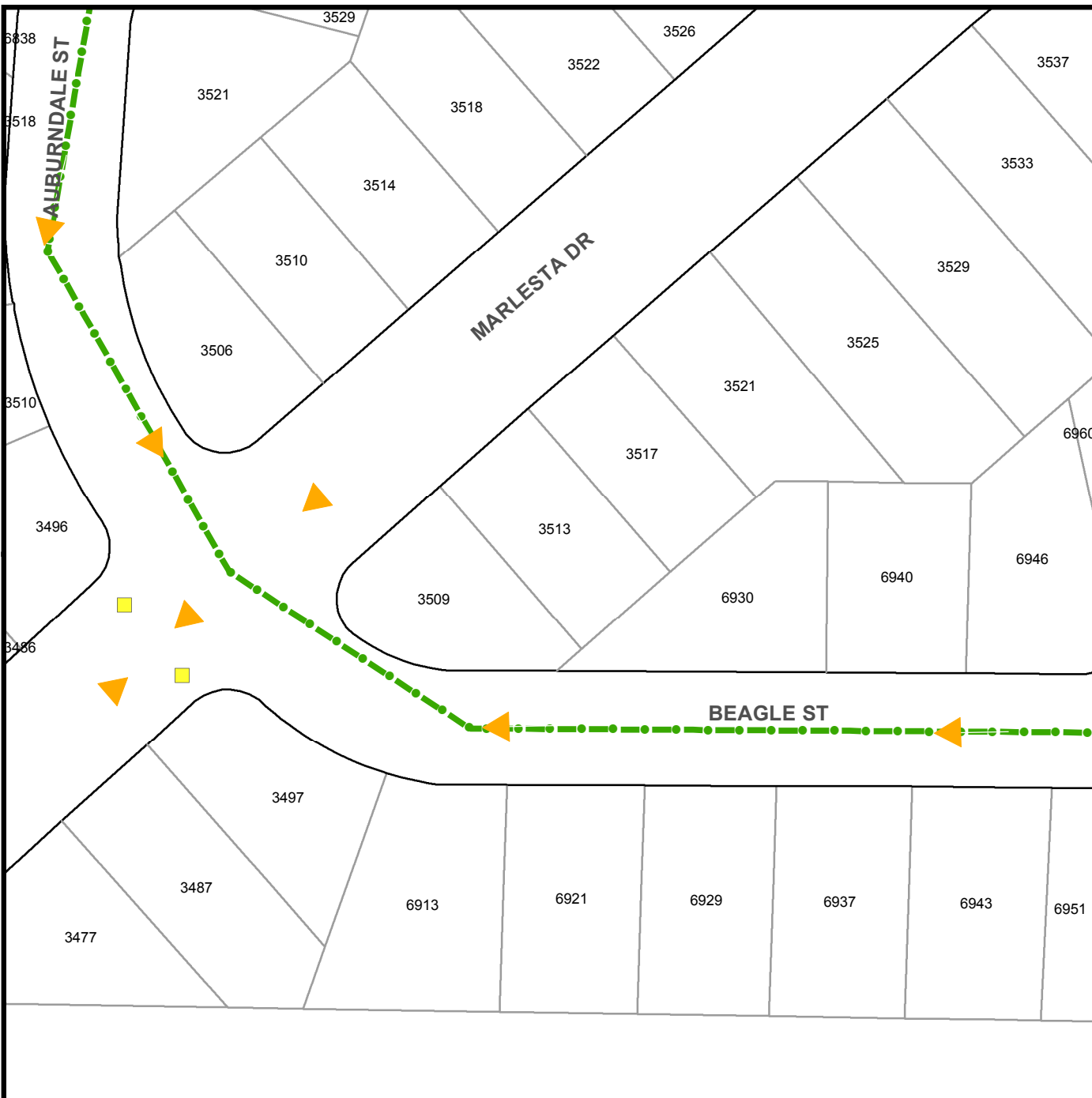
PROJECT ENGINEER
JING DEBELISO
619-533-5285

PUBLIC INFORMATION OFFICER

619-533-4207



Division Name - ROW



STORM DRAIN INLET PROTECTION PLAN SHEET 11

Legend

- Rehab S-1 Scope
- Storm Drain Flow
- Storm Drain Inlet No Scale



COMMUNITY NAME: CLAIREMONT MESA

COUNCIL DISTRICT: 6

SAP ID: B-11078 (S)

Date: August 8th, 2011
Pipeline Rehabilitation S-1



THIS MAP/DATA IS PROVIDED WITHOUT WARRANTY OF ANY KIND, EITHER EXPRESS OR IMPLIED, INCLUDING, BUT NOT LIMITED TO, THE IMPLIED WARRANTIES OR MERCHANTABILITY AND FITNESS FOR A PARTICULAR PURPOSE. Note: This product may contain information reproduced with permission granted by RAND McNALLY & COMPANY to SanGIS. This map is copyrighted by RAND McNALLY & COMPANY. It is unlawful to copy or reproduce all or any part thereof, whether for personal use or resale, without the prior, written permission of RAND McNALLY & COMPANY.

PIPELINE REHABILITATION S-1

SENIOR ENGINEER
WENDY GAMBOA
619-235-1971

PROJECT MANAGER
LUIS SCHAAR
619-533-4641

PROJECT ENGINEER
JING DEBELISO
619-533-5285

PUBLIC INFORMATION OFFICER

619-533-4207



Division Name - ROW



STORM DRAIN INLET PROTECTION PLAN SHEET 12

Legend

- Rehab S-1 Scope
- ▶ Storm Drain Flow
- Storm Drain Inlet



COMMUNITY NAME: CLAIREMONT MESA

COUNCIL DISTRICT: 6

SAP ID: B-11078 (S)

Date: August 8th, 2011
Pipeline Rehabilitation S-1



Appendix J Storm Drain Inlet Protection Plan



THIS MAP/DATA IS PROVIDED WITHOUT WARRANTY OF ANY KIND, EITHER EXPRESS OR IMPLIED, INCLUDING, BUT NOT LIMITED TO, THE IMPLIED WARRANTIES OR MERCHANTABILITY AND FITNESS FOR A PARTICULAR PURPOSE. Note: This product may contain information reproduced with permission granted by RAND McNALLY & COMPANY to SanGIS. This map is copyrighted by RAND McNALLY & COMPANY. It is unlawful to copy or reproduce all or any part thereof, whether for personal use or resale, without the prior, written permission of RAND McNALLY & COMPANY.

PIPELINE REHABILITATION S-1

SENIOR ENGINEER
WENDY GAMBOA
619-235-1971

PROJECT MANAGER
LUIS SCHAAR
619-533-4641

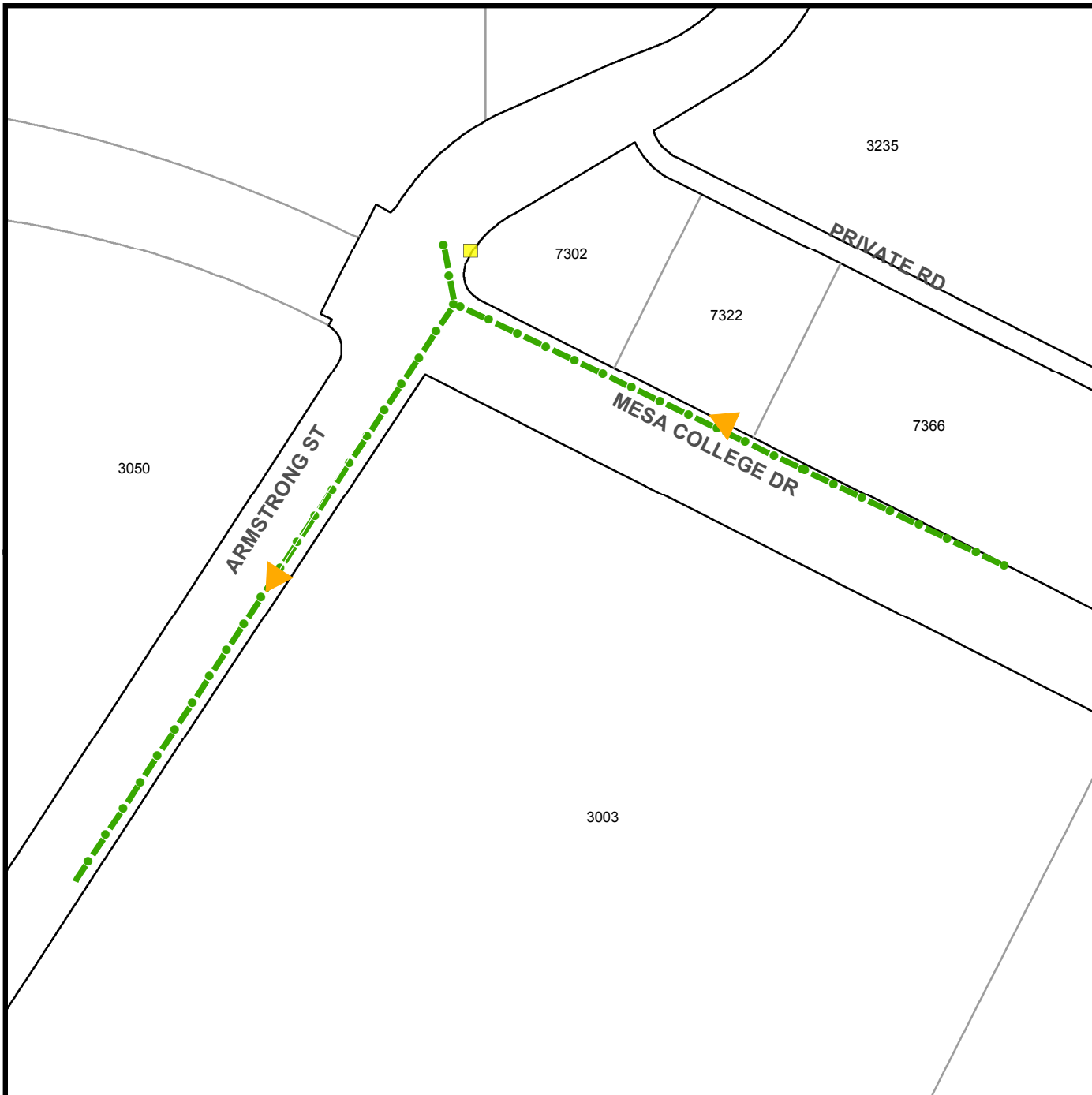
PROJECT ENGINEER
JING DEBELISO
619-533-5285

PUBLIC INFORMATION OFFICER

619-533-4207



Division Name - ROW



STORM DRAIN INLET PROTECTION PLAN SHEET 13

Legend

●—● Rehab S-1 Scope

▶ Storm Drain Flow

■ Storm Drain Inlet No Scale



COMMUNITY NAME:CLAIREMONT MESA

COUNCIL DISTRICT: 6

SAP ID: B-11078 (S)

Date: August 8th, 2011
Pipeline Rehabilitation S-1



THIS MAP/DATA IS PROVIDED WITHOUT WARRANTY OF ANY KIND, EITHER EXPRESS OR IMPLIED, INCLUDING, BUT NOT LIMITED TO, THE IMPLIED WARRANTIES OR MERCHANTABILITY AND FITNESS FOR A PARTICULAR PURPOSE. Note: This product may contain information reproduced with permission granted by RAND McNALLY & COMPANY to SanGIS. This map is copyrighted by RAND McNALLY & COMPANY. It is unlawful to copy or reproduce all or any part thereof, whether for personal use or resale, without the prior, written permission of RAND McNALLY & COMPANY.

PIPELINE REHABILITATION S-1

SENIOR ENGINEER
WENDY GAMBOA
619-235-1971

PROJECT MANAGER
LUIS SCHAAR
619-533-4641

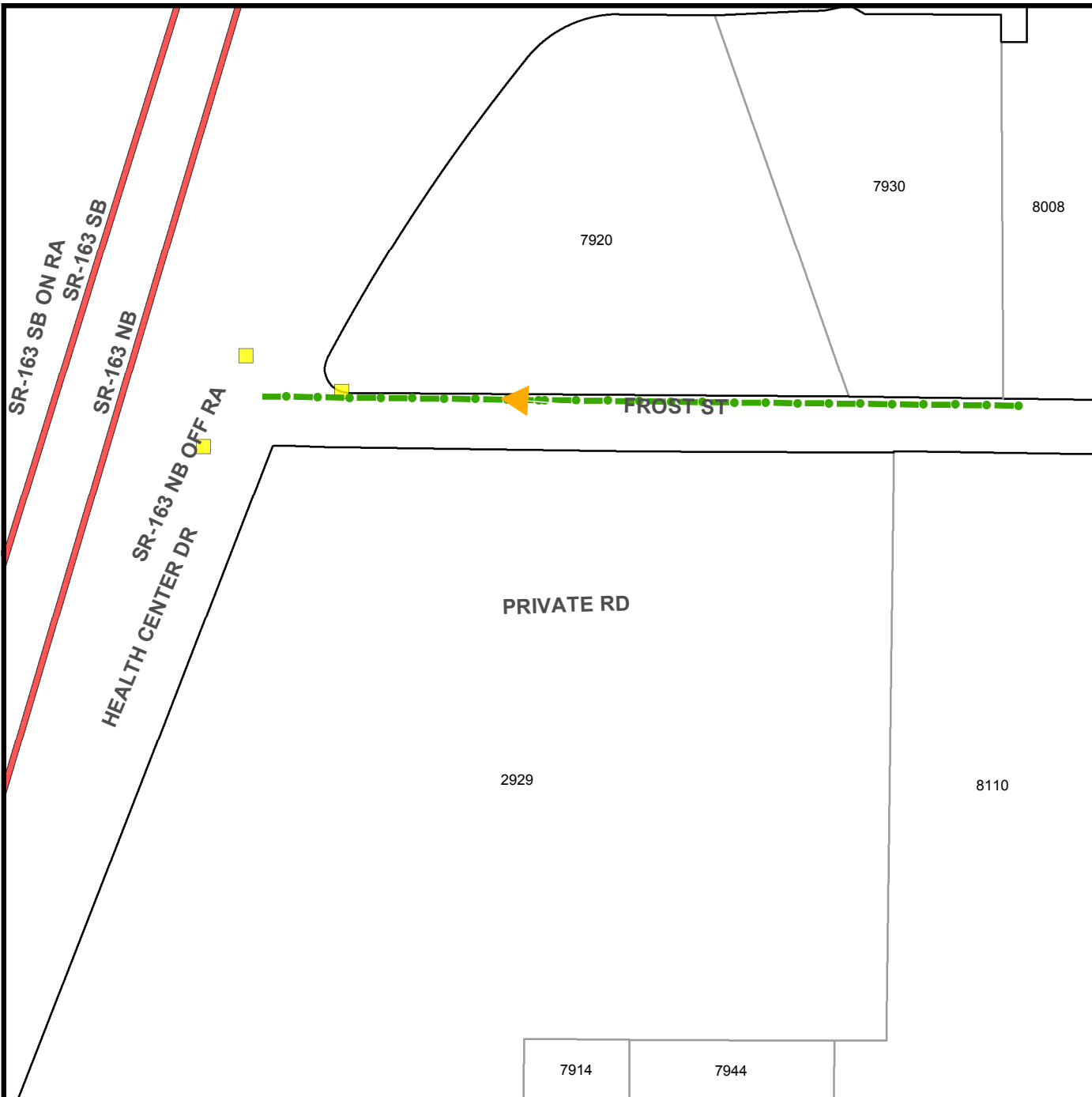
PROJECT ENGINEER
JING DEBELISO
619-533-5285

PUBLIC INFORMATION OFFICER

619-533-4207



Division Name - ROW



STORM DRAIN INLET PROTECTION PLAN SHEET 14

Legend

Rehab S-1 Scope

Storm Drain Flow

Storm Drain Inlet No Scale



COMMUNITY NAME: CLAIREMONT MESA

COUNCIL DISTRICT: 6

SAP ID: B-11078 (S)

Date: August 8th, 2011
Pipeline Rehabilitation S-1



THIS MAP/DATA IS PROVIDED WITHOUT WARRANTY OF ANY KIND, EITHER EXPRESS OR IMPLIED, INCLUDING, BUT NOT LIMITED TO, THE IMPLIED WARRANTIES OR MERCHANTABILITY AND FITNESS FOR A PARTICULAR PURPOSE. Note: This product may contain information reproduced with permission granted by RAND McNALLY & COMPANY to SanGIS. This map is copyrighted by RAND McNALLY & COMPANY. It is unlawful to copy or reproduce all or any part thereof, whether for personal use or resale, without the prior, written permission of RAND McNALLY & COMPANY.

APPENDIX K
SLURRY SEAL PLAN

PIPELINE REHABILITATION S-1

SENIOR ENGINEER
WENDY GAMBOA
619-235-1971

PROJECT MANAGER
LUIS SCHAAR
619-533-4641

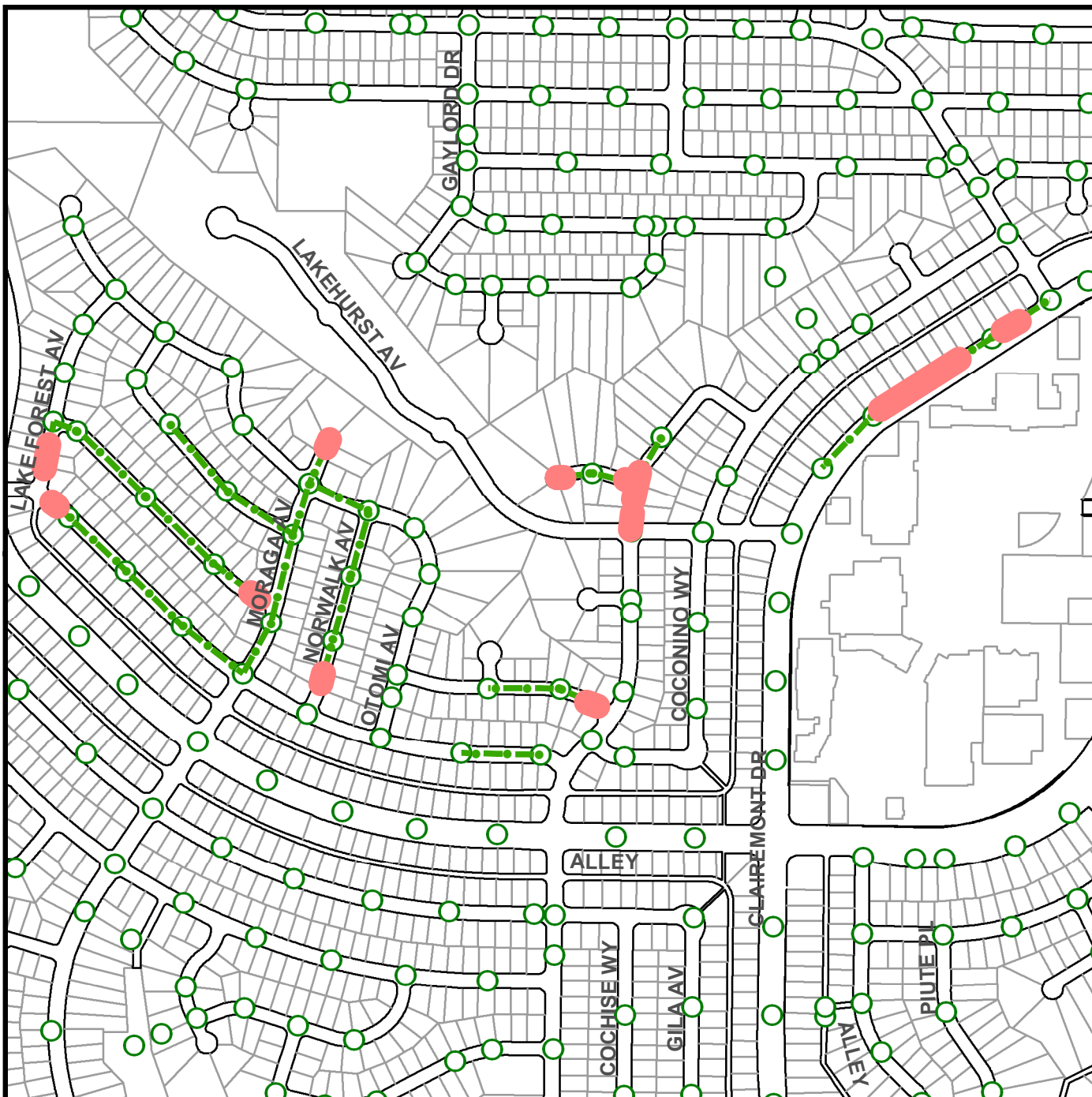
PROJECT ENGINEER
JING DEBELISO
619-533-5285

PUBLIC INFORMATION OFFICER

619-533-4207



Division Name - ROW



Legend

APPROXIMATE LOCATION OF SLURRY SEAL MAP A

---●---●---● Rehab S-1 Scope

Slurry Seal No Scale

COMMUNITY:CLAIREMONT MESA
NORTH CLAIREMONT

COUNCIL DISTRICT: 6

SAP ID: B-11078 (S)

Date: August 8th, 2011
Pipeline Rehabilitation S-1



Appendix K Slurry Seal Plan



THIS MAP/DATA IS PROVIDED WITHOUT WARRANTY OF ANY KIND, EITHER EXPRESS OR IMPLIED, INCLUDING, BUT NOT LIMITED TO, THE IMPLIED WARRANTIES OR MERCHANTABILITY AND FITNESS FOR A PARTICULAR PURPOSE. Note: This product may contain information reproduced with permission granted by RAND McNALLY & COMPANY to SanGIS. This map is copyrighted by RAND McNALLY & COMPANY. It is unlawful to copy or reproduce all or any part thereof, whether for personal use or resale, without the prior permission of RAND McNALLY & COMPANY.

PIPELINE REHABILITATION S-1

SENIOR ENGINEER
WENDY GAMBOA
619-235-1971

PROJECT MANAGER
LUIS SCHAAR
619-533-4641

PROJECT ENGINEER
JING DEBELISO
619-533-5285

PUBLIC INFORMATION OFFICER

619-533-4207



Division Name - ROW



Legend

APPROXIMATE LOCATION OF SLURRY SEAL MAP B

—●—●—●—●— Rehab S-1 Scope

Slurry Seal No Scale



COMMUNITY:CLAIREMONT MESA
NORTH CLAIREMONT

COUNCIL DISTRICT: 6

SAP ID: B-11078 (S)



THIS MAP/DATA IS PROVIDED WITHOUT WARRANTY OF ANY KIND, EITHER EXPRESS OR IMPLIED, INCLUDING, BUT NOT LIMITED TO, THE IMPLIED WARRANTIES OR MERCHANTABILITY AND FITNESS FOR A PARTICULAR PURPOSE. Note: This product may contain information reproduced with permission granted by RAND McNALLY & COMPANY to SanGIS. This map is copyrighted by RAND McNALLY & COMPANY. It is unlawful to copy or reproduce all or any part thereof, whether for personal use or resale, without the prior, written permission of RAND McNALLY & COMPANY.

PIPELINE REHABILITATION S-1

SENIOR ENGINEER
WENDY GAMBOA
619-235-1971

PROJECT MANAGER
LUIS SCHAAR
619-533-4641

PROJECT ENGINEER
JING DEBELISO
619-533-5285

PUBLIC INFORMATION OFFICER

619-533-4207



Division Name - ROW



THIS MAP/DATA IS PROVIDED WITHOUT WARRANTY OF ANY KIND, EITHER EXPRESS OR IMPLIED, INCLUDING, BUT NOT LIMITED TO, THE IMPLIED WARRANTIES OR MERCHANTABILITY AND FITNESS FOR A PARTICULAR PURPOSE. Note: This product may contain information reproduced with permission granted by RAND McNALLY & COMPANY to SanGIS. This map is copyrighted by RAND McNALLY & COMPANY. It is unlawful to copy or reproduce all or any part thereof, whether for personal use or resale, without the prior permission of RAND McNALLY & COMPANY.



Legend

APPROXIMATE LOCATION OF SLURRY SEAL MAP C

Rehab S-1 Scope

Slurry Seal No Scale



COMMUNITY:CLAIREMONT MESA
NORTH CLAIREMONT

COUNCIL DISTRICT: 6

SAP ID: B-11078 (S)



PIPELINE REHABILITATION S-1

SENIOR ENGINEER
WENDY GAMBOA
619-235-1971

PROJECT MANAGER
LUIS SCHAAR
619-533-4641

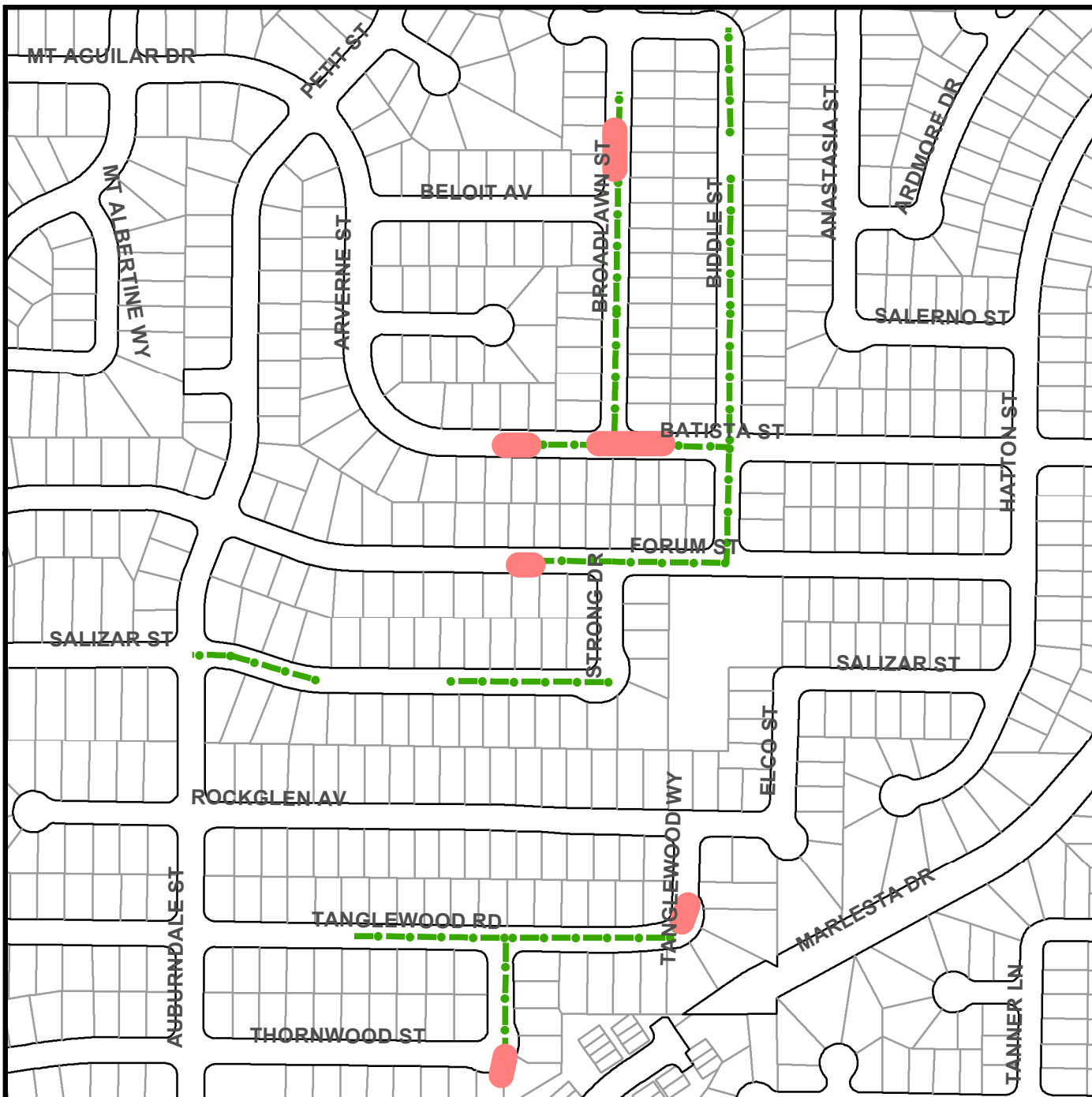
PROJECT ENGINEER
JING DEBELISO
619-533-5285

PUBLIC INFORMATION OFFICER

619-533-4207



Division Name - ROW



Legend

APPROXIMATE LOCATION OF SLURRY SEAL MAP D

Rehab S-1 Scope

Slurry Seal No Scale



COMMUNITY:CLAIREMONT MESA
NORTH CLAIREMONT

COUNCIL DISTRICT: 6

SAP ID: B-11078 (S)



THIS MAP/DATA IS PROVIDED WITHOUT WARRANTY OF ANY KIND, EITHER EXPRESS OR IMPLIED, INCLUDING, BUT NOT LIMITED TO, THE IMPLIED WARRANTIES OR MERCHANTABILITY AND FITNESS FOR A PARTICULAR PURPOSE. Note: This product may contain information reproduced with permission granted by RAND McNALLY & COMPANY to SanGIS. This map is copyrighted by RAND McNALLY & COMPANY. It is unlawful to copy or reproduce all or any part thereof, whether for personal use or resale, without the prior, written permission of RAND McNALLY & COMPANY.

PIPELINE REHABILITATION S-1

SENIOR ENGINEER
WENDY GAMBOA
619-235-1971

PROJECT MANAGER
LUIS SCHAAR
619-533-4641

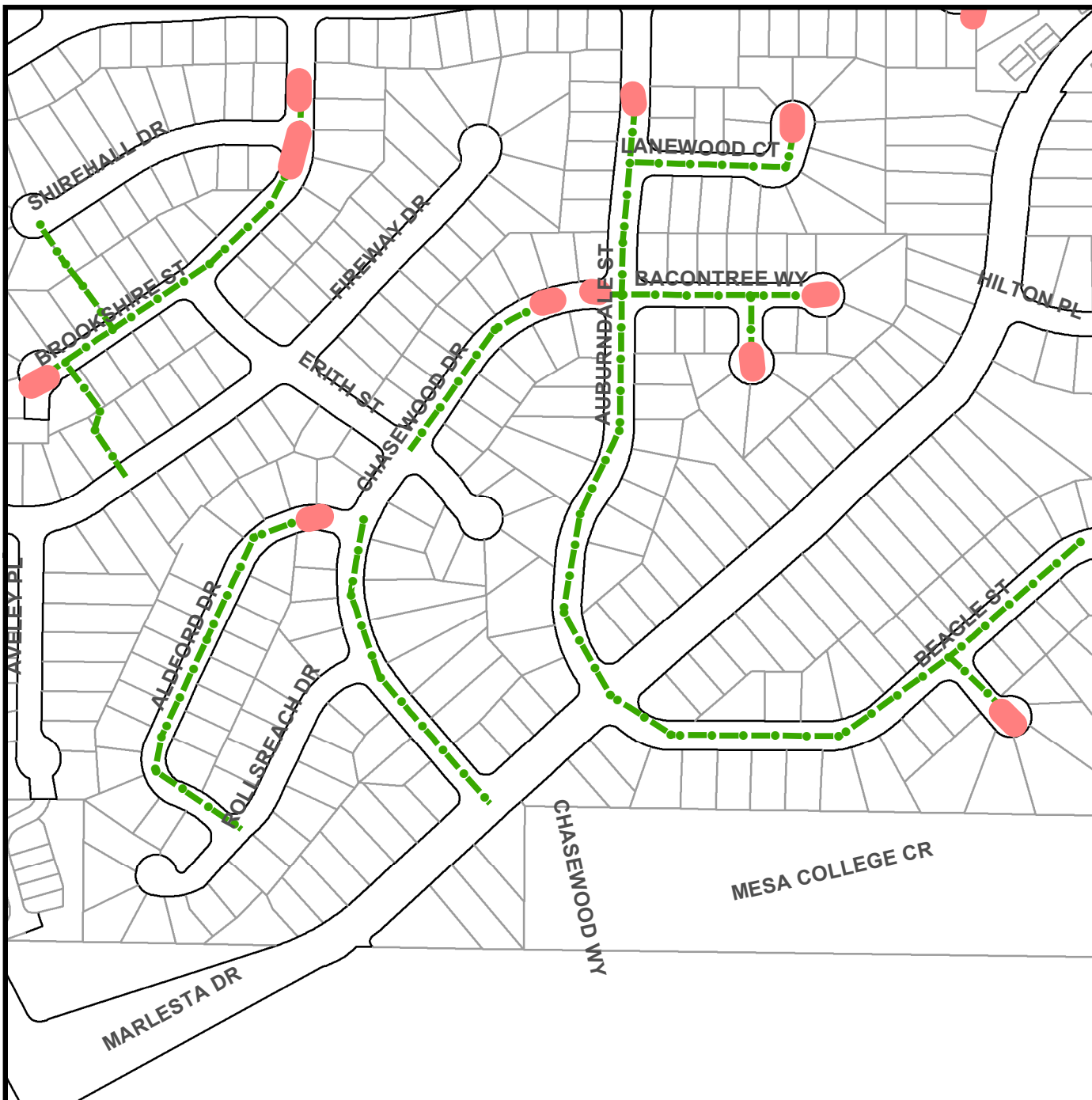
PROJECT ENGINEER
JING DEBELISO
619-533-5285

PUBLIC INFORMATION OFFICER

619-533-4207



Division Name - ROW



Legend

APPROXIMATE LOCATION OF SLURRY SEAL MAP E

---●--- Rehab S-1 Scope

○ Slurry Seal No Scale



THIS MAP/DATA IS PROVIDED WITHOUT WARRANTY OF ANY KIND, EITHER EXPRESS OR IMPLIED, INCLUDING, BUT NOT LIMITED TO, THE IMPLIED WARRANTIES OR MERCHANTABILITY AND FITNESS FOR A PARTICULAR PURPOSE. Note: This product may contain information reproduced with permission granted by RAND McNALLY & COMPANY to SanGIS. This map is copyrighted by RAND McNALLY & COMPANY. It is unlawful to copy or reproduce all or any part thereof, whether for personal use or resale, without the prior permission of RAND McNALLY & COMPANY.

PIPELINE REHABILITATION S-1

SENIOR ENGINEER
WENDY GAMBOA
619-235-1971

PROJECT MANAGER
LUIS SCHAAR
619-533-4641

PROJECT ENGINEER
JING DEBELISO
619-533-5285

PUBLIC INFORMATION OFFICER

619-533-4207



Division Name - ROW

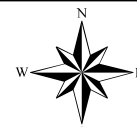


Legend

APPROXIMATE LOCATION OF SLURRY SEAL MAP F

Rehab S-1 Scope

Slurry Seal No Scale



COMMUNITY:CLAIREMONT MESA
NORTH CLAIREMONT

COUNCIL DISTRICT: 6

SAP ID: B-11078 (S)



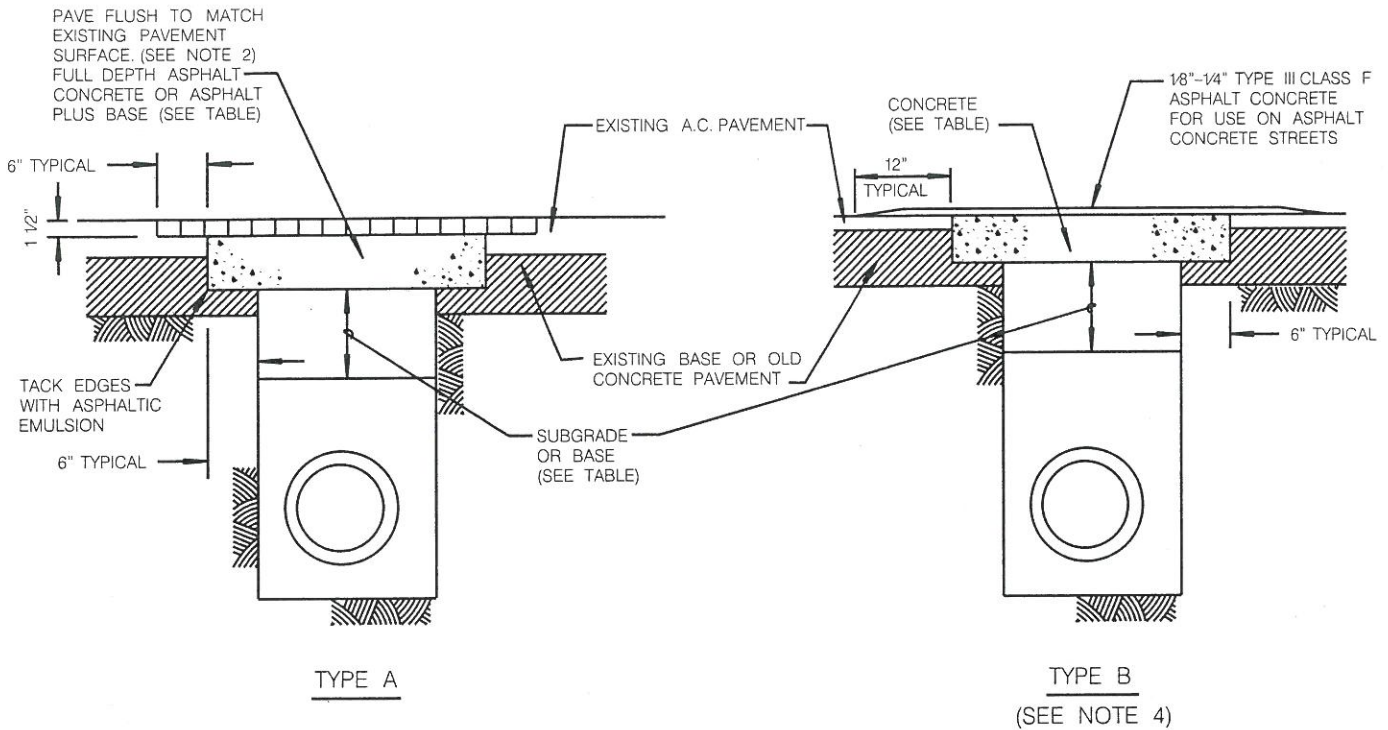
THIS MAP/DATA IS PROVIDED WITHOUT WARRANTY OF ANY KIND, EITHER EXPRESS OR IMPLIED, INCLUDING, BUT NOT LIMITED TO, THE IMPLIED WARRANTIES OR MERCHANTABILITY AND FITNESS FOR A PARTICULAR PURPOSE. Note: This product may contain information reproduced with permission granted by RAND McNALLY & COMPANY to SanGIS. This map is copyrighted by RAND McNALLY & COMPANY. It is unlawful to copy or reproduce all or any part thereof, whether for personal use or resale, without the prior, written permission of RAND McNALLY & COMPANY.

APPENDIX L

STANDARD DRAWINGS, PLAN, & NOTE TABLE

All Other Standards

Per City of San Diego Standard Drawings Filed 9-1-10



	TYPE A		TYPE B
	ASPHALT	ASPHALT PLUS BASE	CONCRETE
MIX DESIGN	3/4" TYPE III CLASS B3	3/4" TYPE III CLASS B3 PLUS CLASS II BASE	560-C-3250
ALLEYS	8.0"	ASPHALT THICKNESS TO EQUAL	5.5"
LOCAL THROUGH 4 LANE COLLECTORS	10.0"	EXISTING PLUS 1", MIN 4" TO MAX. 9".	7.0"
MAJOR OR GREATERS	12.0"	COMBINED ASPHALT PLUS BASE 18" MIN.	9.0"

NOTES:

1. ANY STREET TRENCH 7 FEET IN WIDTH OR GREATER AND LONGER THAN 100 FEET IN OVERALL LENGTH SHALL BE RECONSTRUCTED WITH THE PAVEMENT SECTION FOR THE STREET CLASSIFICATION PER SCHEDULE "J" (SDG-113).
2. ASPHALT TRENCH CAPS IN STREETS NOT RECEIVING A FULL WIDTH OVERLAY PRIOR TO ACCEPTANCE SHALL BE MILLED AS SHOWN AND RESURFACED WITH 1/2" TYPE III CLASS C2 ASPHALT NO LESS THAN 30 DAYS AFTER INITIAL ASPHALT PLACEMENT.
3. 560-C-3250 CONCRETE TREATED WITH A MINIMUM 2% CALCIUM CHLORIDE SOLUTION IN ACCORDANCE WITH 201-1 OR 650-CW-4000 (WO CC) CONCRETE MAY BE OPENED TO TRAFFIC 3 DAYS AFTER IT IS PLACED. 650-CW-4000 CONCRETE TREATED IN SAME MANNER (WCC) MAY BE OPENED TO TRAFFIC 24 HOURS AFTER IT IS PLACED. CONCRETE SPECIFIED BY ALTERNATE CLASS OR OTHERWISE CONTAINING FLY ASH IS NOT ALLOWED.
4. USE TYPE "A" UNLESS SPECIFIED OR AUTHORIZED OTHERWISE BY THE CITY ENGINEER.

REVISION	BY	APPROVED	DATE
ORIGINAL		J.P. CASEY	1/24/89
UPDATED	KA	A. OSKOUI	09/10

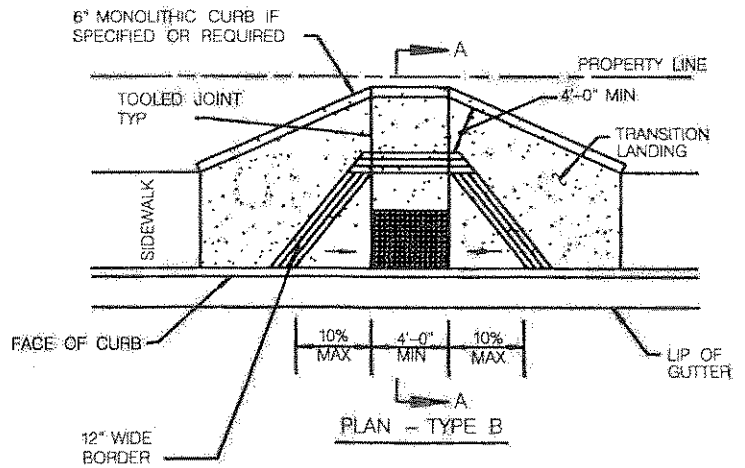
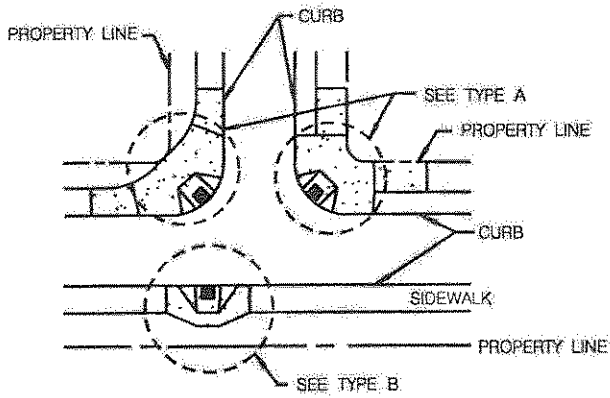
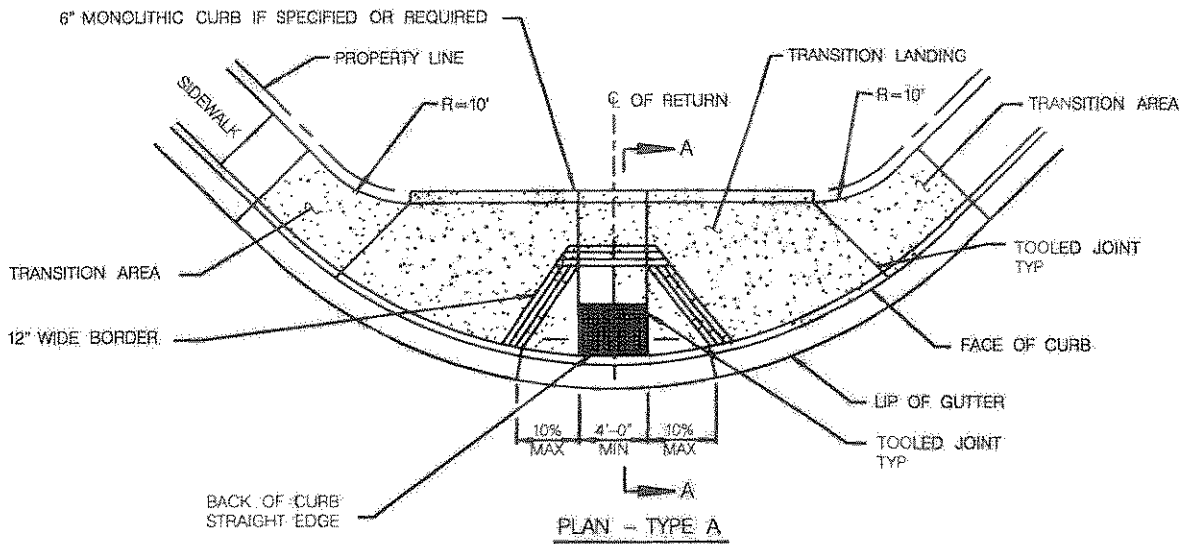
CITY OF SAN DIEGO - STANDARD DRAWING

**TRENCH RESURFACING FOR ASPHALT
CONCRETE SURFACED STREETS**

RECOMMENDED BY THE CITY OF SAN DIEGO
STANDARDS COMMITTEE

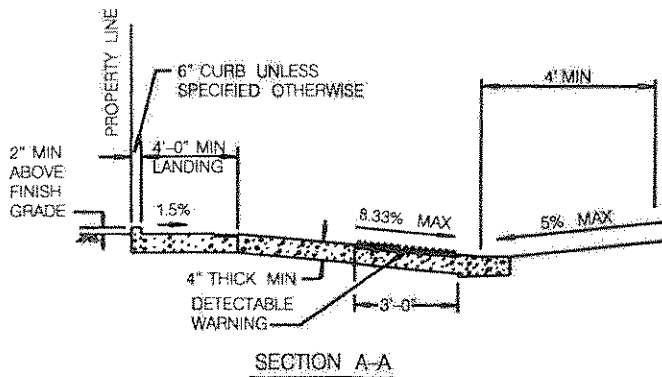
[Signature]
COORDINATOR R.C.E. 65271 DATE

DRAWING NUMBER **SDG-107**



NOTE:

- SEE SDG-130 FOR ADDITIONAL CURB RAMP DETAILS AND INFORMATION.

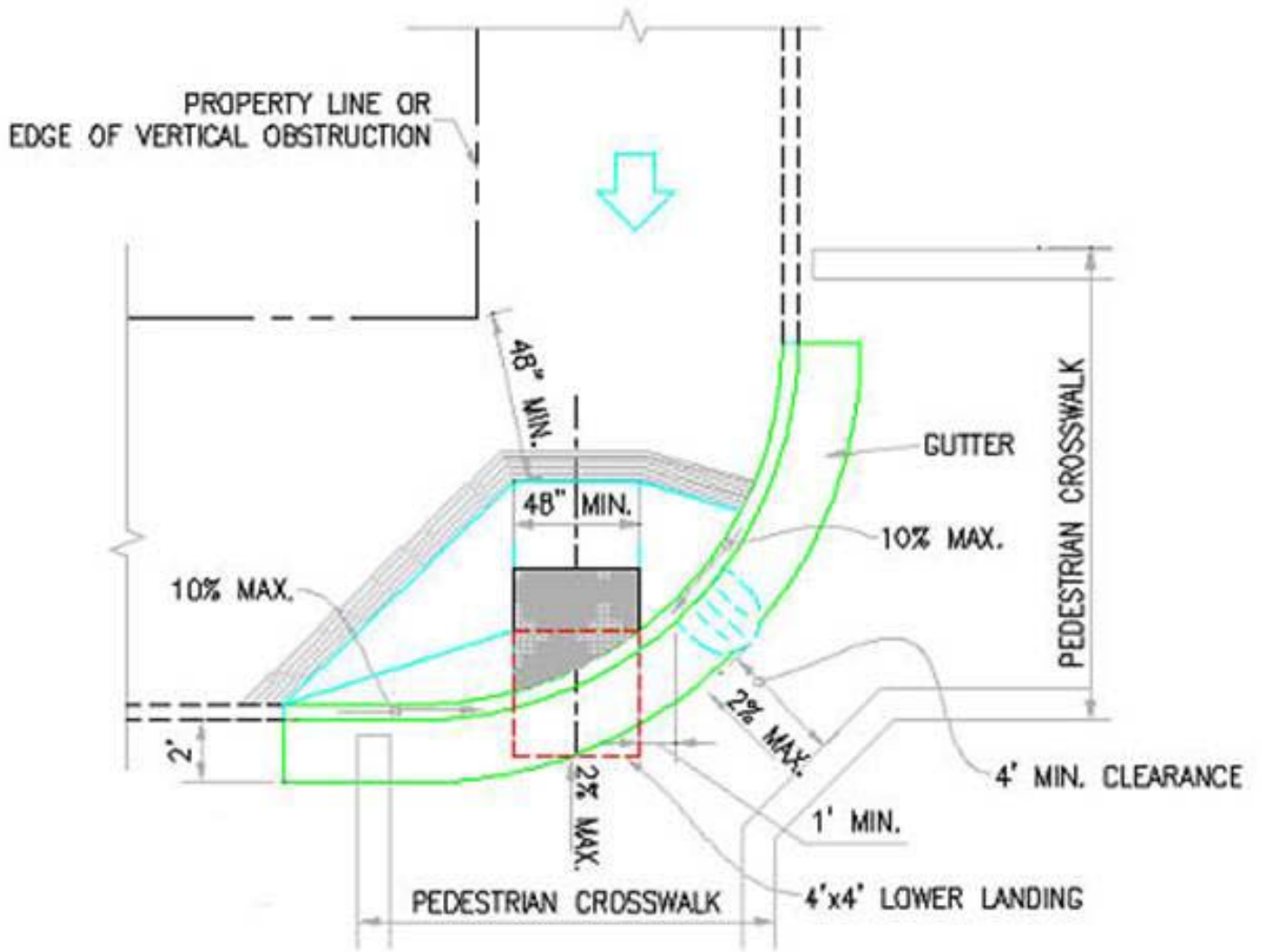


REVISION	BY	APPROVED	DATE
ORIGINAL	FC	A. OSKOUJ	1203
UPDATE	FC	A. OSKOUJ	1206
UPDATE	FC	A. OSKOUJ	1208
UPDATE	KA	A. OSKOUJ	0910

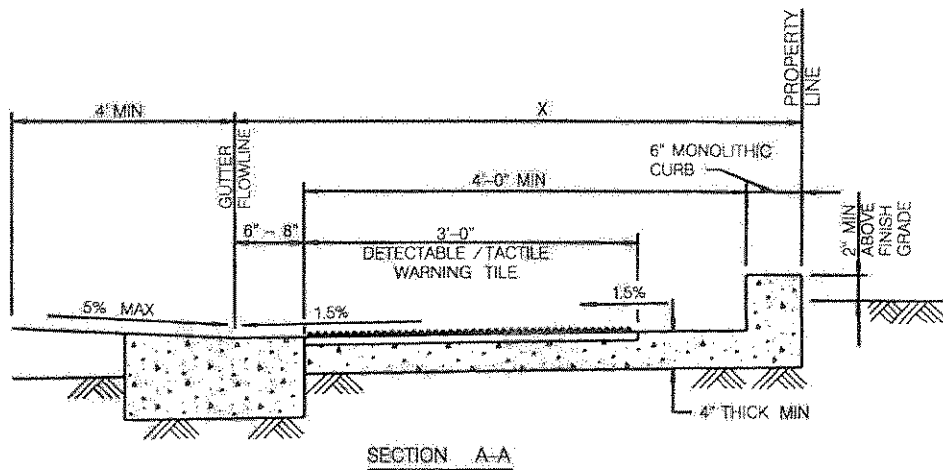
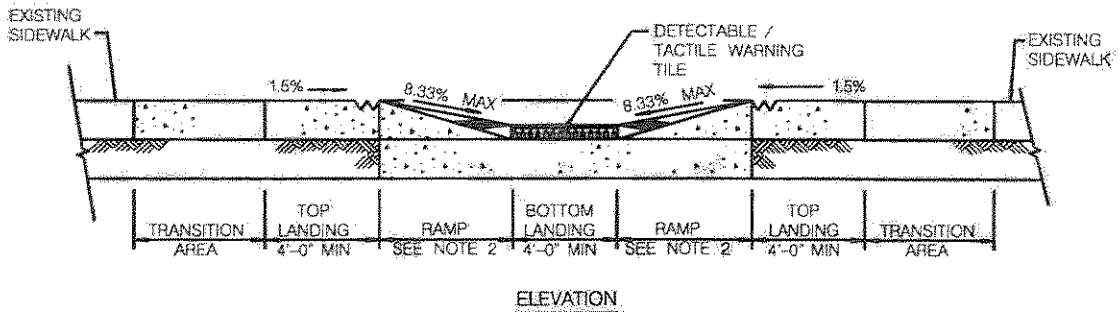
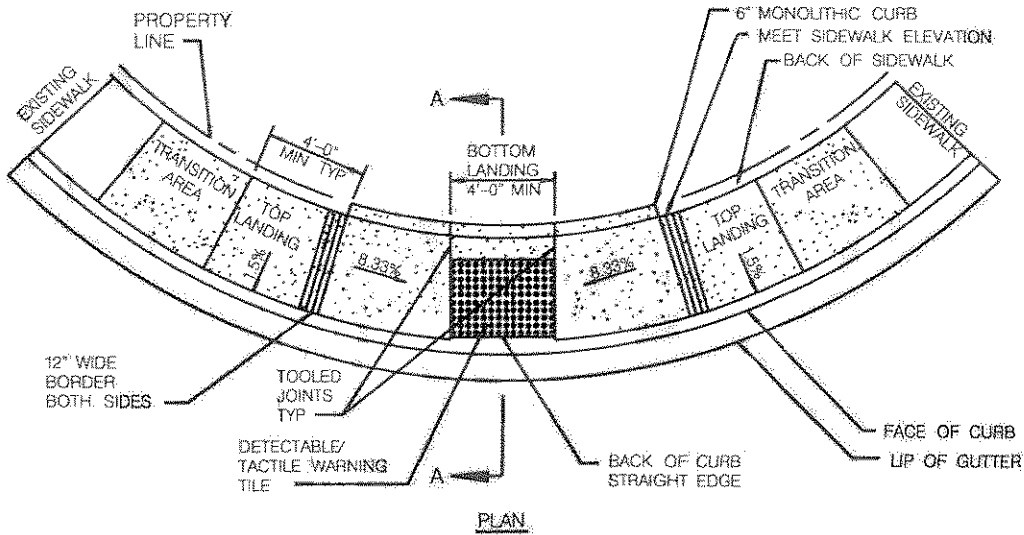
CITY OF SAN DIEGO - STANDARD DRAWING

CURB RAMP - TYPES A AND B

RECOMMENDED BY THE CITY OF SAN DIEGO STANDARDS COMMITTEE		
COORDINATOR	R.C.E. 65271	DATE
DRAWING NUMBER	SDG-132	



CURB RAMP-Directional Type A



NOTES

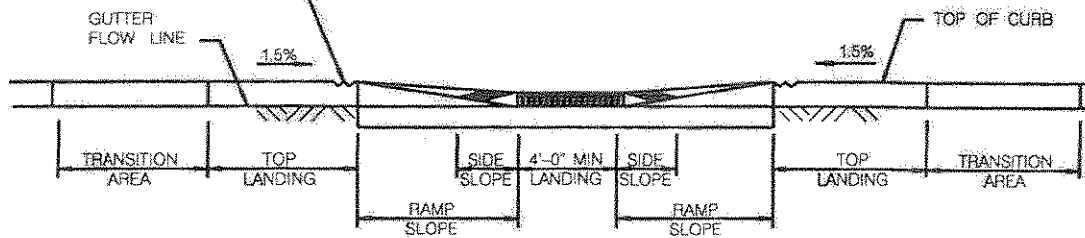
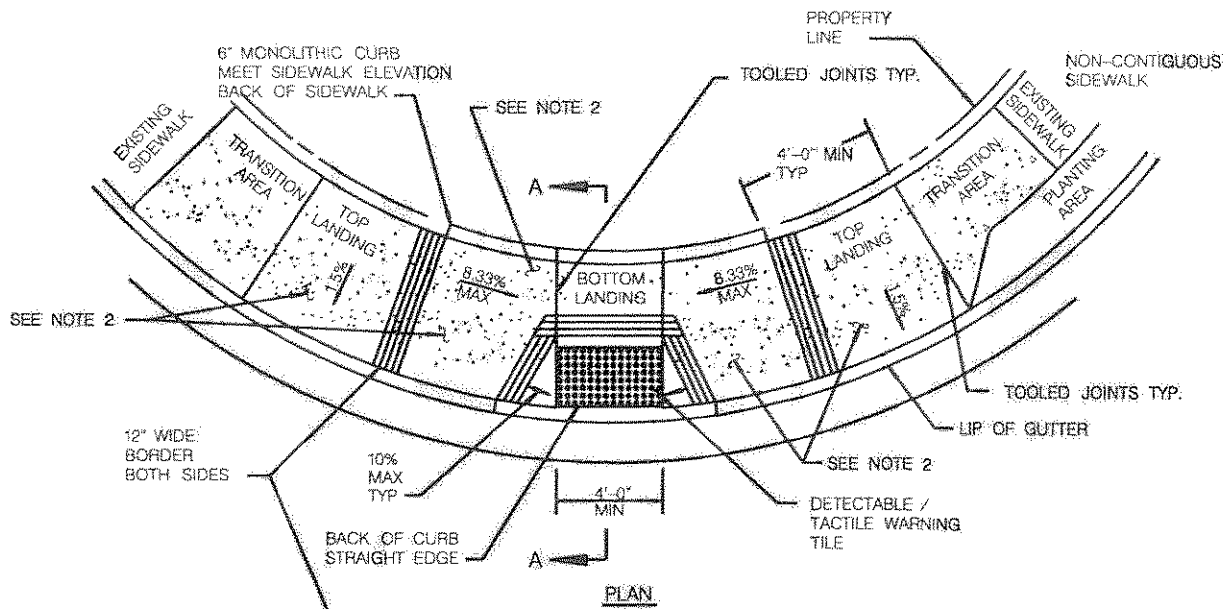
1. TYPE C1 CURB RAMP SHALL ONLY BE USED TO MITIGATE EXISTING CONDITIONS WHERE INADEQUATE RIGHT OF WAY EXISTS. TYPE C1 SHALL BE USED WHEN $X < 8'$. X = DISTANCE FROM FACE OF CURB TO PROPERTY LINE.
2. SEE SDG-130 FOR ADDITIONAL CURB RAMP DETAILS AND INFORMATION.

REVISION	BY	APPROVED	DATE
ORIGINAL	SS	A. OSKOUI	1203
UPDATE	FC	A. OSKOUI	1206
UPDATE	FC	A. OSKOUI	1208
UPDATE	KA	A. OSKOUI	0910

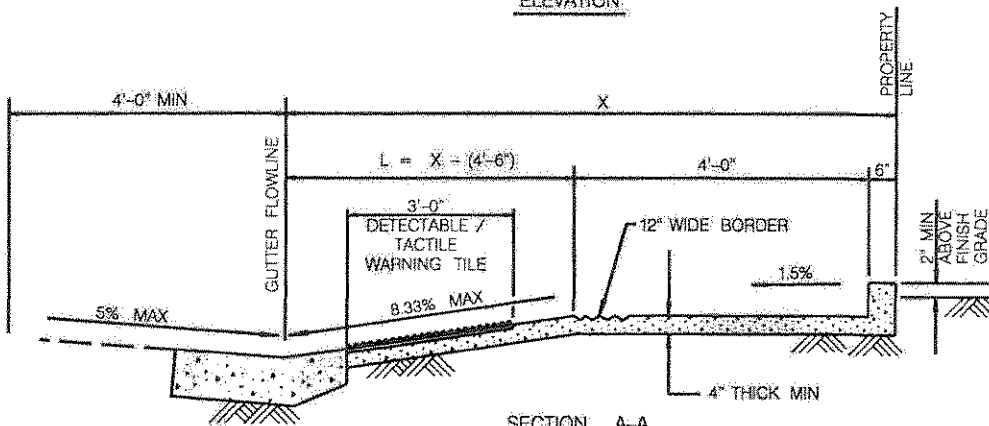
CITY OF SAN DIEGO - STANDARD DRAWING

CURB RAMP - TYPE C1

RECOMMENDED BY THE CITY OF SAN DIEGO STANDARDS COMMITTEE		
COORDINATOR	R.C.E. 65271	DATE
DRAWING NUMBER		SDG-134



ELEVATION



SECTION A-A

NOTES

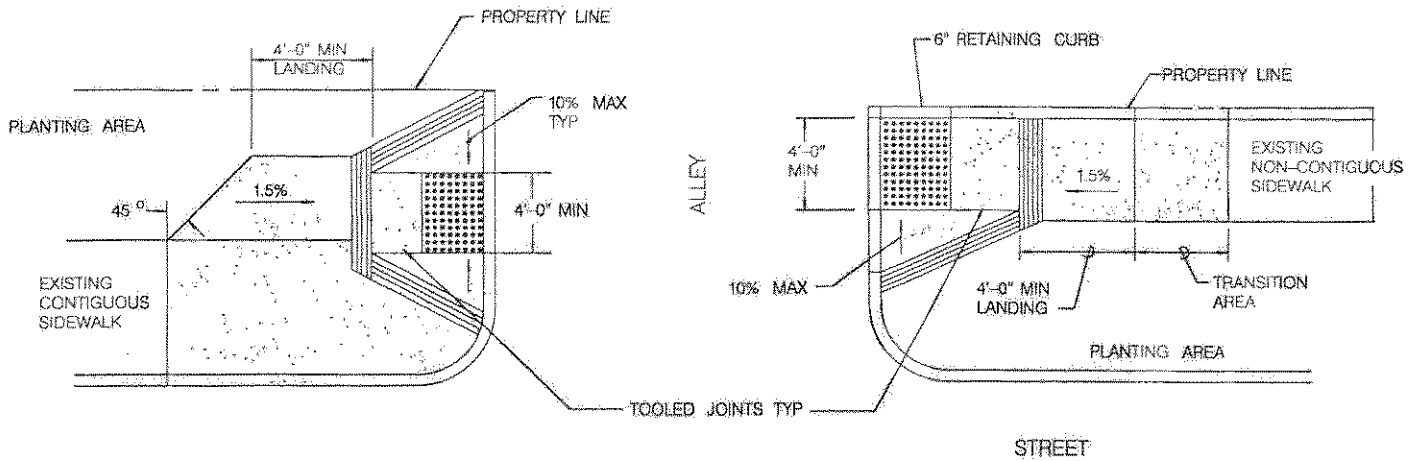
1. TYPE C2 CURB RAMP SHALL ONLY BE USED TO MITIGATE EXISTING CONDITIONS WHERE INADEQUATE RIGHT OF WAY EXISTS. TYPE C2 SHALL BE USED WHEN $X=8'$ OR $8' < X < 10'$.
 X = DISTANCE FROM FACE OF CURB TO PROPERTY LINE.
2. SEE SDG-130 FOR ADDITIONAL CURB RAMP DETAILS AND INFORMATION.

REVISION	BY	APPROVED	DATE
ORIGINAL	SS	A. OSKQUI	1203
UPDATE	FC	A. OSKQUI	1206
UPDATE	FC	A. OSKQUI	1208
UPDATE	KA	A. OSKQUI	09/10

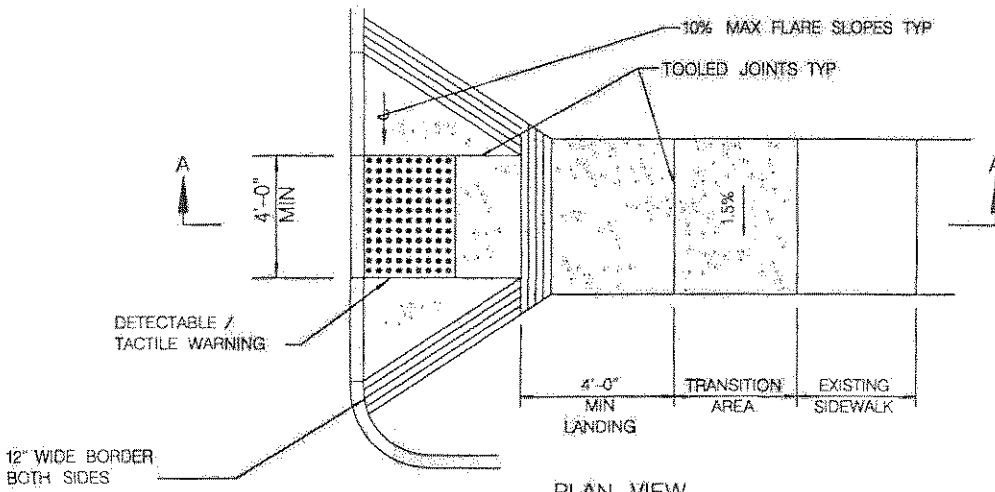
CITY OF SAN DIEGO - STANDARD DRAWING

CURB RAMP - TYPE C2

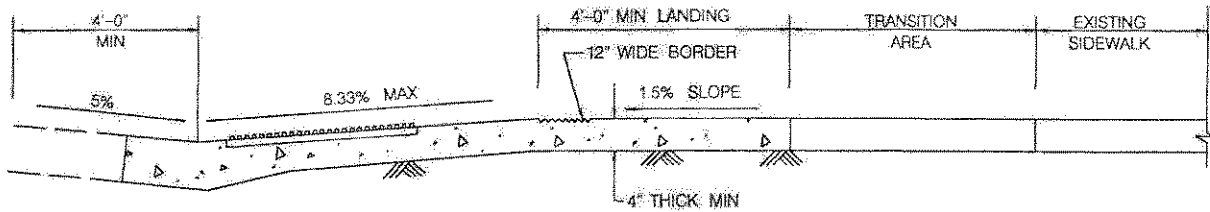
RECOMMENDED BY THE CITY OF SAN DIEGO STANDARDS COMMITTEE		
COORDINATOR	R.C.E. 65271	DATE
DRAWING NUMBER	SDG-135	



TYPICAL PLAN



PLAN VIEW



SECTION A-A

NOTES:

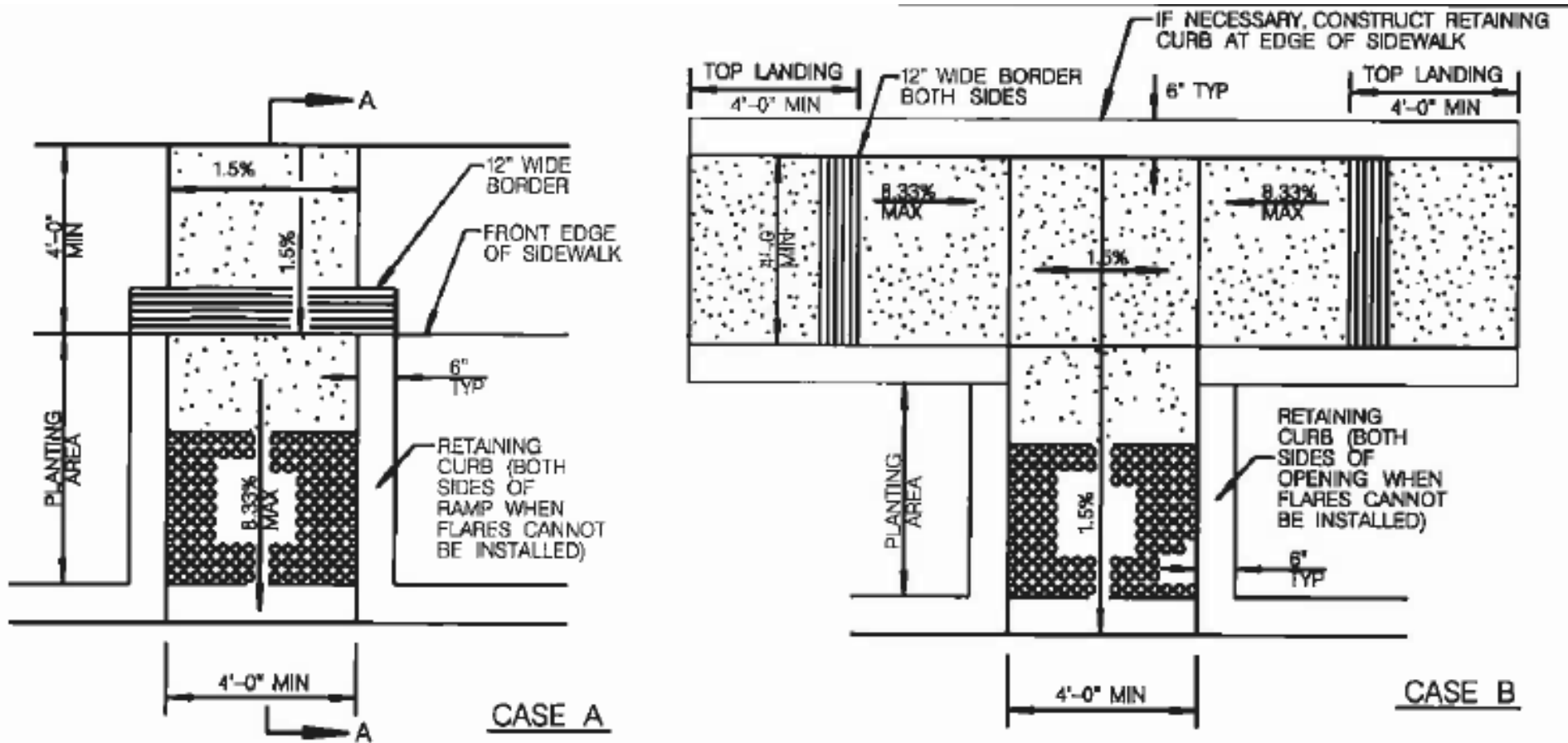
1. SEE SDG-130 FOR ADDITIONAL CURB RAMP DETAILS AND INFORMATION

REVISION	BY	APPROVED	DATE
ORIGINAL	SM	A. OSKOLU	1203
UPDATE	FC	A. OSKOLU	1206
UPDATE	FC	A. OSKOLU	1206
UPDATE	KA	A. OSKOLU	0910

CITY OF SAN DIEGO – STANDARD DRAWING

CURB RAMP - TYPE D

RECOMMENDED BY THE CITY OF SAN DIEGO STANDARDS COMMITTEE		
COORDINATOR	R.C.E. 65271	DATE
DRAWING NUMBER	SDG-136	



Copy of Special Details from the New City Standards

PIPELINE REHABILITATION S-1

SENIOR ENGINEER
WENDY GAMBOA
619-235-1971

PROJECT MANAGER
LUIS SCHAAR
619-533-4641

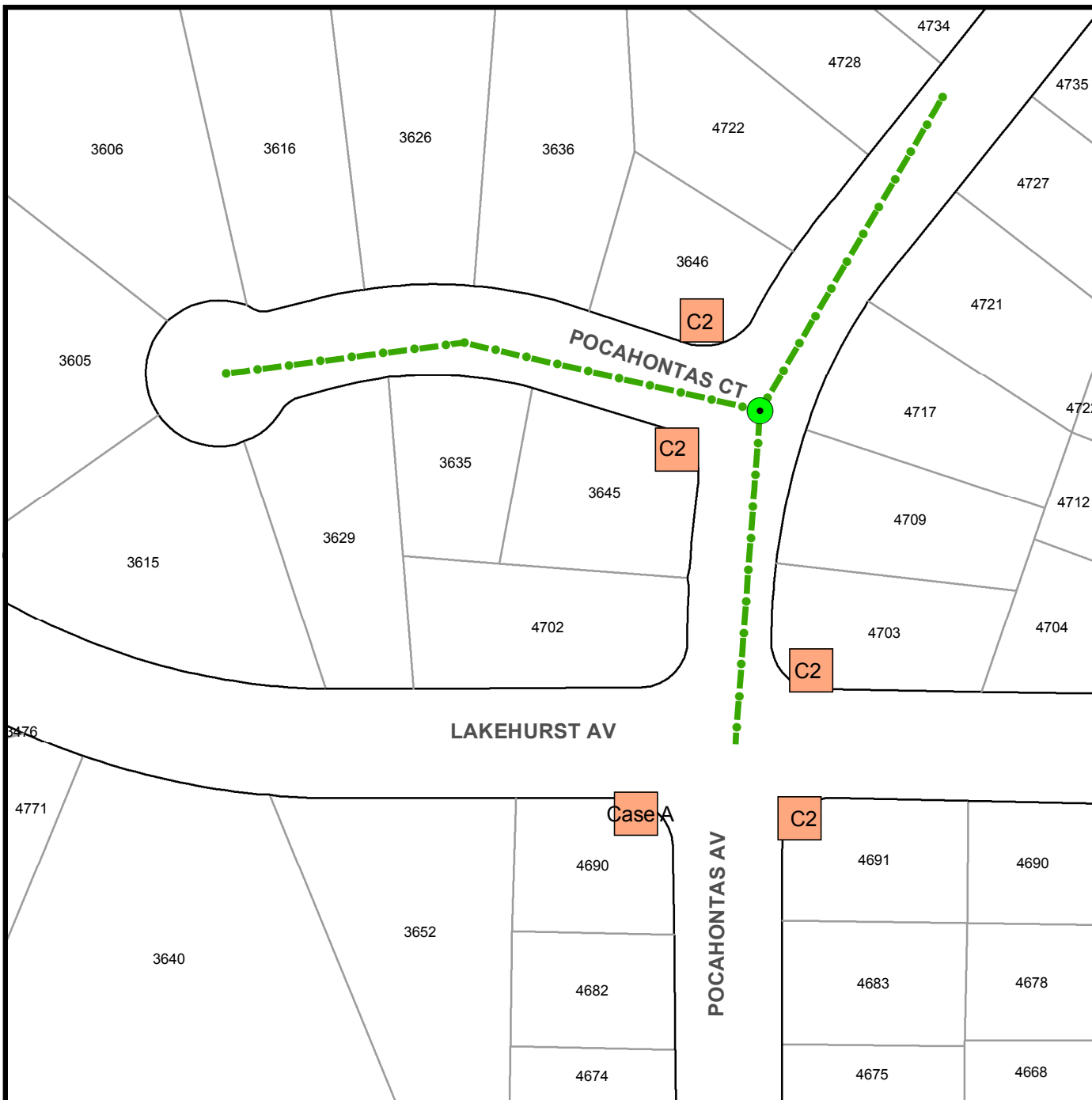
PROJECT ENGINEER
JING DEBELISO
619-533-5285

PUBLIC INFORMATION OFFICER

619-533-4207



Division Name - ROW



Legend

- MH-Replace
- Rehab S-1 Scope

CURB RAMP SHEET 1

Curb Ramp Type



THIS MAP/DATA IS PROVIDED WITHOUT WARRANTY OF ANY KIND, EITHER EXPRESS OR IMPLIED, INCLUDING, BUT NOT LIMITED TO, THE IMPLIED WARRANTIES OR MERCHANTABILITY AND FITNESS FOR A PARTICULAR PURPOSE. Note: This product may contain information reproduced with permission granted by RAND McNALLY & COMPANY to SANGIS. This map is copyrighted by RAND McNALLY & COMPANY. It is unlawful to copy or reproduce all or any part thereof, whether for personal use or resale, without the prior permission of RAND McNALLY & COMPANY.

PIPELINE REHABILITATION S-1



SENIOR ENGINEER
WENDY GAMBOA
619-235-1971

PROJECT MANAGER
LUIS SCHAAR
619-533-4641

PROJECT ENGINEER
JING DEBELISO
619-533-5285

PUBLIC INFORMATION OFFICER

619-533-4207



Division Name - If Needed



Legend

- MH-Replace
- Rehab S-1 Scope

CURB RAMP SHEET 2

- Curb Ramp Type
- No Scale



COMMUNITY NAME:CLAIREMONT MESA

COUNCIL DISTRICT: 6

SAP ID: B-11078 (S)



THIS MAP/DATA IS PROVIDED WITHOUT WARRANTY OF ANY KIND, EITHER EXPRESS OR IMPLIED, INCLUDING, BUT NOT LIMITED TO, THE IMPLIED WARRANTIES OR MERCHANTABILITY AND FITNESS FOR A PARTICULAR PURPOSE. Note: This product may contain information reproduced with permission granted by RAND McNALLY & COMPANY to SANDAG. This product may contain information reproduced with permission granted by RAND McNALLY & COMPANY to SANDAG. This map is copyrighted by RAND McNALLY & COMPANY. It is unlawful to copy or reproduce all or any part thereof, whether for personal use or resale, without the prior permission of RAND McNALLY & COMPANY.

PIPELINE REHABILITATION S-1



SENIOR ENGINEER
WENDY GAMBOA
619-235-1971

PROJECT MANAGER
LUIS SCHAAR
619-533-4641

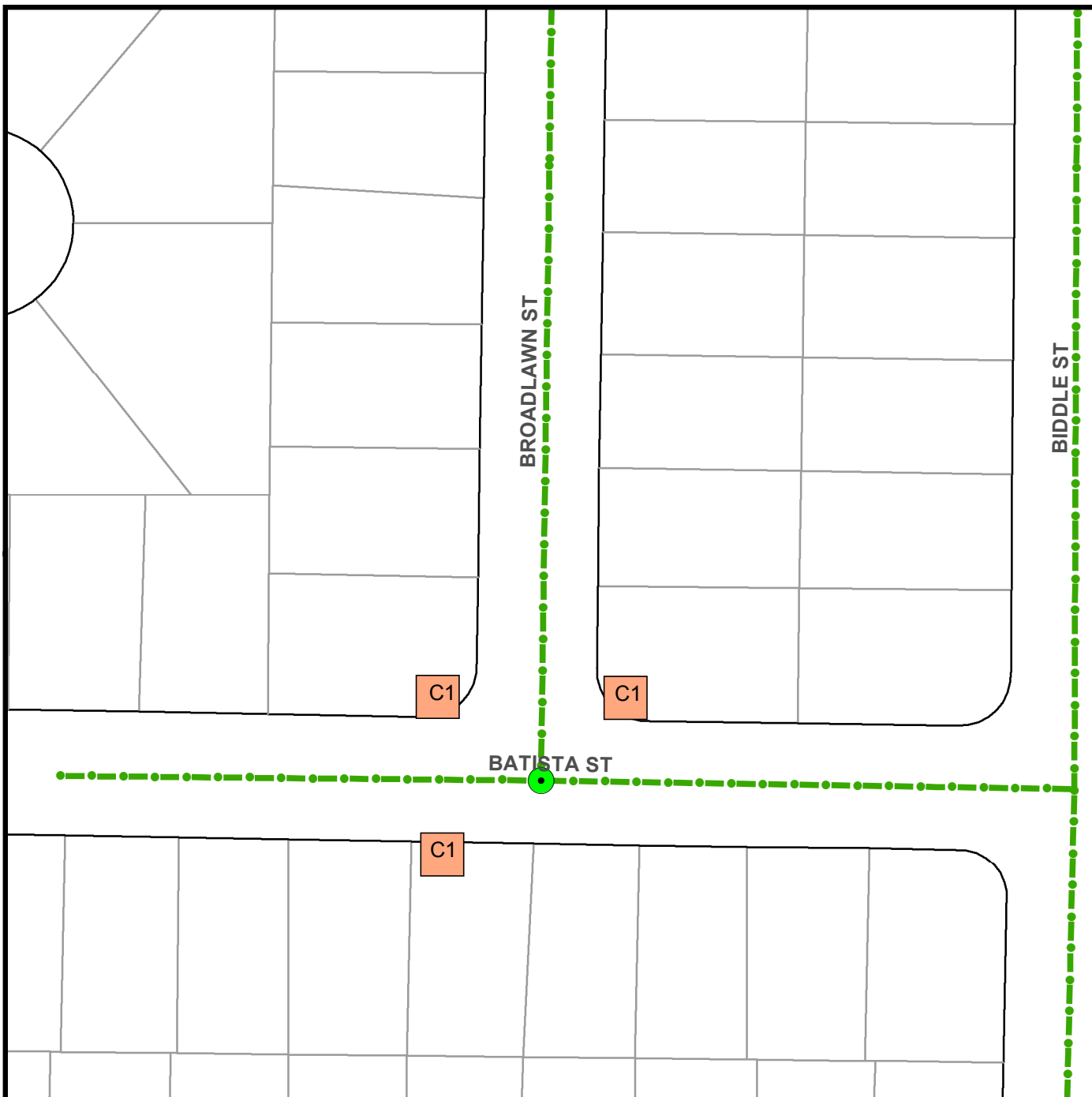
PROJECT ENGINEER
JING DEBELISO
619-533-5285

PUBLIC INFORMATION OFFICER

619-533-4207



Division Name - If Needed



Legend

CURB RAMP SHEET 3

- MH-Replace
- Rehab S-1 Scope

Curb Ramp Type



COMMUNITY NAME: CLAIREMONT MESA

COUNCIL DISTRICT: 6

SAP ID: B-11078 (S)



THIS MAP/DATA IS PROVIDED WITHOUT WARRANTY OF ANY KIND, EITHER EXPRESS OR IMPLIED, INCLUDING, BUT NOT LIMITED TO, THE IMPLIED WARRANTIES OR MERCHANTABILITY AND FITNESS FOR A PARTICULAR PURPOSE. Note: This product may contain information reproduced with permission granted by RAND McNALLY & COMPANY to SANDAG. This product may contain information reproduced with permission granted by RAND McNALLY & COMPANY to SANDAG. This map is copyrighted by RAND McNALLY & COMPANY. It is unlawful to copy or reproduce all or any part thereof, whether for personal use or resale, without the prior, written permission of RAND McNALLY & COMPANY.

THIS MAP/DATA IS PROVIDED WITHOUT WARRANTY OF ANY KIND, EITHER EXPRESS OR IMPLIED, INCLUDING, BUT NOT LIMITED TO, THE IMPLIED WARRANTIES OR MERCHANTABILITY AND FITNESS FOR A PARTICULAR PURPOSE. Note: This product may contain information reproduced with permission granted by RAND McNALLY & COMPANY to SanGIS. This map is copyrighted by RAND McNALLY & COMPANY. It is unlawful to copy or reproduce all or any part thereof, whether for personal use or resale, without the prior, written permission of RAND McNALLY & COMPANY.

PIPELINE REHABILITATION S-1



SENIOR ENGINEER
WENDY GAMBOA
619-235-1971

PROJECT MANAGER
LUIS SCHAAR
619-533-4641

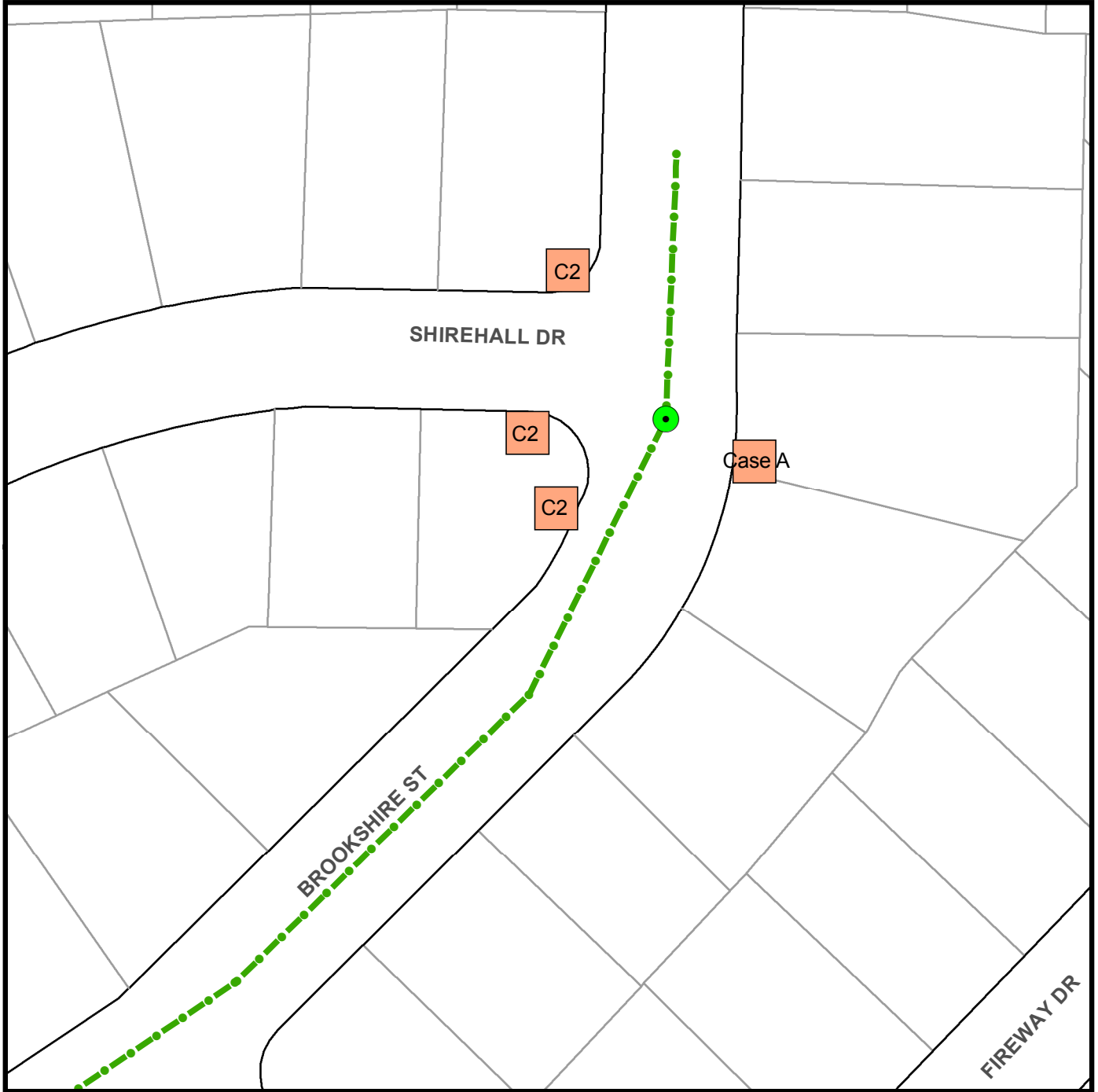
PROJECT ENGINEER
JING DEBELISO
619-533-5285

PUBLIC INFORMATION OFFICER

619-533-4207



Division Name - If Needed



Legend

- - - - - Rehab S-1 Scope
- MH-Replace

CURB RAMP SHEET 4

Curb Ramp Type



COMMUNITY NAME: CLAIREMONT MESA

COUNCIL DISTRICT: 6

SAP ID: B-11078 (S)



CURB RAMP NOTES TABLE

Curb Ramp Sheet #	RAMP TYPE	Replacement	Truncated Dome Material		Constraints	CAUTION
			Stainless	Other		
1	C2	X		X	NO	
1	C2	X		X	NO	
1	C2	X		X	NO	
1	C2	X		X	NO	
1	Case A			X	NO	
2	C2			X	NO	
2	C2			X	NO	
2	C2	X		X	NO	
2	C1			X	NO	
2	C1			X	NO	
2	Case A			X	NO	
3	C1			X	NO	
3	C1	X		X	NO	
3	C1	X		X	NO	
4	C2	X		X	NO	
4	C2			X	NO	
4	C2			X	NO	
4	Case A			X	NO	

NOTES:

- 1- All detectable warning tiles (DWT) shall be 36" deep X full ramp with opening wide per the City's Approved Materials List (AML) only.
- 2- Protect and Keep (or relocated) all historic stamps within corner sidewalks.
- 3- Verify right of way limits prior to curb ramp installation.

APPENDIX M

PERMIT TO DO WORK ON PRIVATE PROPERTY



THE CITY OF SAN DIEGO

Permit To Do Work on Private Property

J.O. _____ Date _____ 20____ Coord. _____

Property Owner(s): _____

Daytime Phone Number(s) for Appointment/Work Coordination: _____

Property Owner(s) Address: _____

Address & Legal description of where the work is to be done: _____

Description of the work to be done: _____

Project Title: _____

Project Engineer: _____

It is understood and agreed that the permission herein granted shall terminate upon the date of completion of said work, as completion date is determined by the City of San Diego.

Permitter(s) shall not be held liable for any damage to equipment or injury to personnel of the City of San Diego, its agents or employees, incurred in performance of said work.

We/I, the undersigned, in consideration of the benefits to accrue to subject Real Property, DO HEREBY GRANT to the City of San Diego, its agents and representatives, permission to enter upon subject Real Property for the purpose of doing the work stated above in accordance with the standard of the City of San Diego.

OWNER

OWNER

APPROVED BY: _____

UW-1549 (2-01)

APPENDIX N

**SEWER MAINS AND MANHOLE REHABILITATION
SAMPLE DATA TEMPLATES**

APPENDIX O

Materials Typically Accepted By Certificate of Compliance

Materials Typically Accepted by Certificate of Compliance

1. Soil amendment
2. Fiber mulch
3. PVC or PE pipe up to 16 inch diameter
4. Stabilizing emulsion
5. Lime
6. Preformed elastomeric joint seal
7. Plain and fabric reinforced elastomeric bearing pads
8. Steel reinforced elastomeric bearing pads
9. Waterstops (Special Condition)
10. Epoxy coated bar reinforcement
11. Plain and reinforcing steel
12. Structural steel
13. Structural timber and lumber
14. Treated timber and lumber
15. Lumber and timber
16. Aluminum pipe and aluminum pipe arch
17. Corrugated steel pipe and corrugated steel pipe arch
18. Structural metal plate pipe arches and pipe arches
19. Perforated steel pipe
20. Aluminum underdrain pipe
21. Aluminum or steel entrance tapers, pipe downdrains, reducers, coupling bands and slip joints
22. Metal target plates
23. Paint (traffic striping)
24. Conductors
25. Painting of electrical equipment
26. Electrical components
27. Engineering fabric
28. Portland Cement
29. PCC admixtures
30. Minor concrete, asphalt
31. Asphalt (oil)
32. Liquid asphalt emulsion
33. Epoxy

City of San Diego



ADDENDUM "A"

FOR

PIPELINE REHABILITATION S-1

BID NO.:	K-12-5582-DBB-3-C
SAP NO. (WBS/IO/CC):	B-11078
CLIENT DEPARTMENT:	2011
PROJECT TYPE:	6
COUNCIL DISTRICT:	JA

For which proposals will be received at the Public Works Contracting Group, 1200 Third Avenue, Suite 200, San Diego, California 92101, until **2:00 PM on MAY 23, 2012**.

A. CHANGES TO CONTRACT DOCUMENTS

The following changes to the Contract Documents are hereby made effective as though originally issued with the bid package. Bidders are reminded that all previous requirements to this solicitation remain in full force and effect.

B. VOLUME 1

1. To Funding Agency Provisions, page 25, Section 8.4, **DELETE** in its entirety and **SUBSTITUTE** with the following:

8.4 The minimum wage rate to be paid by the Contractor and the Subcontractors shall be in accordance with the Federal Labor Standards Provisions (see pages 53 through 58 below) and Federal Wage Rates (see Wage Rates below) and General Prevailing Wage Determination made by the State of California, Director of Industrial Relations pursuant to California Labor Code Part 7, Chapter 1, Article 2, Sections 1770, 1773 and 1773.1, whichever is higher.

2. To Funding Agency Provisions, pages 64 through 65, items 15.3 and 16, **DELETE** in their entirety and **SUBSTITUTE** with the following:

15.3 The following CWSRF forms in Volume 1 shall be completed and submitted within 4 Working Days of the Bid opening. Failure to include any of the forms shall cause the Bid to be deemed **non-responsive**.

1. CWSRF Form 1: Good Faith Effort List of Subcontractors Solicited
2. CWSRF Form 2: Good Faith Effort Bids Received List
3. CWSRF Form 3: DBE Contractor Certification.
4. CWSRF Form 4: Prime Contractor/Recipient Selected DBEs
5. CWSRF Form 5: Summary of Bids Received from Subcontractors

16. ATTACHMENTS:

1. EPA FORM 6100-2: DBE Subcontractor Participation Form (Volume 1)
 2. EPA FORM 6100-3: DBE Subcontractor Performance Form (Volume 2)
 3. EPA FORM 6100-4: DBE Subcontractor Utilization Form (Volume 2)
 4. EPA Form 5700-52A MBE/WBE Utilization Forms (Volume 1)
 5. CWSRF Form 1: Good Faith Effort List of Subcontractors Solicited (Volume 1)
 6. CWSRF Form 2: Good Faith Effort Bids Received List (Volume 1)
 7. CWSRF Form 3: DBE Contractor Certification.
 8. CWSRF Form 4: Prime Contractor/Recipient Selected DBEs (Volume 1)
 9. CWSRF Form 5: Summary of Bids Received from Subcontractors (Volume 1)
 10. Form AA61: List of Work Made Available
3. To Funding Agency Provisions, page 76, Clean Water State Revolving Fund Loan DBE Instructions, Form 4 (Attachment B) Prime Contractor/Recipient Selected Disadvantage Business Enterprise (DBE), **DELETE** in its entirety and **SUBSTITUTE** with page 3 of 4 of the Addendum.
 4. To Funding Agency Provisions, page 78, Form AA61, List of Work Made Available, **DELETE** in its entirety and **SUBSTITUTE** with page 4 of 4 of this Addendum.

Tony Heinrichs, Director
Public Works Department

Dated: *May 9, 2012*, San Diego, California
HP/ca/nb/egz

**Clean Water State Revolving Fund Loan Program DBE Instructions
FORM 4 (Attachment B)
PRIME CONTRACTOR/RECIPIENT
SELECTED DISADVANTAGE BUSINESS ENTERPRISE (DBE)**

CONTRACT RECIPIENTS NAME:		CONTRACT NO. OR SPECIFICATION NO.:			
PROJECT DESCRIPTION:		PROJECT LOCATION:			
PRIME CONTRACTOR INFORMATION					
NAME AND ADDRESS (Include Zip Code, Federal Employer Tax ID #):		AMOUNT OF CONTRACT \$			
PHONE:					
DBE INFORMATION					
<input type="checkbox"/> NONE*		NAME AND ADDRESS (INCLUDE ZIP CODE)			
<input type="checkbox"/> DBE					
<input type="checkbox"/> SUBCONTRACTOR <input type="checkbox"/> JOINT VENTURE	<input type="checkbox"/> SUPPLIER/SERVICE <input type="checkbox"/> BROKER			PHONE:	
AMOUNT OF CONTRACT \$					
WORK TO BE PERFORMED					
<input type="checkbox"/> DBE		NAME AND ADDRESS (INCLUDE ZIP CODE)			
<input type="checkbox"/> SUBCONTRACTOR <input type="checkbox"/> JOINT VENTURE	<input type="checkbox"/> SUPPLIER/SERVICE <input type="checkbox"/> BROKER			PHONE:	
AMOUNT OF CONTRACT \$					
WORK TO BE PERFORMED					
<input type="checkbox"/> DBE		NAME AND ADDRESS (INCLUDE ZIP CODE)			
<input type="checkbox"/> SUBCONTRACTOR <input type="checkbox"/> JOINT VENTURE	<input type="checkbox"/> SUPPLIER/SERVICE <input type="checkbox"/> BROKER			PHONE:	
AMOUNT OF CONTRACT \$					
WORK TO BE PERFORMED					
TOTAL DBE AMOUNT: \$ _____					
SIGNATURE OF PERSON COMPLETING FORM: _____					
TITLE: _____		PHONE: _____	DATE: _____		

***Negative reports are required. ORIGINAL SIGNATURE AND DATE REQUIRED. Failure to complete and submit this form within 4 days of bid opening will cause bid to be rejected as non-responsive.**

January 2009

LIST OF WORK MADE AVAILABLE

List items of the Work the Bidder made available to DBE firms. Identify those items of the Work the Bidder might otherwise perform with its own forces and those items that have been broken down into economically feasible units to facilitate DBE participation. For each item listed, show the dollar amount and percentage of the Base Bid. The Bidder must demonstrate that enough work to meet the goal was made available to DBE firms.

ITEM OF WORK MADE AVAILABLE	NAICS CODE	BIDDER NORMALLY PERFORMS ITEM (Y/N)	ITEM BROKEN DOWN TO FACILITATE PARTICIPATION (Y/N)	AMOUNT	PERCENTAGE OF BASE BID

Handwritten mark resembling a stylized 'W' or '20' in the top right corner.

City of San Diego

CONTRACTOR'S NAME: BURTECH PIPELINE INCORPORATED
 ADDRESS: 102 SECOND STREET, ENCINITAS, CA 92024
 TELEPHONE NO.: (760) 634-2822 FAX NO.: (760) 634-2415
 CITY CONTACT: LUIS SCHAAR, 600 B Street Suite 800 MS 908A, San Diego, CA 92101
Email: LSchaar@sandiego.gov; Phone: 619-533-4641; Fax: 619-533-5476
 CA/NB/egz

CONTRACT DOCUMENTS FOR



PIPELINE REHABILITATION S-1

VOLUME 2 OF 2

BID NO.: K-12-5582-DBB-3-C
 SAP NO.: B-11078
 CLIENT DEPARTMENT: 2011
 COUNCIL DISTRICT: 6
 PROJECT TYPE: JA

THIS CONTRACT IS SUBJECT TO THE FOLLOWING:

- FEDERAL EQUAL OPPORTUNITY CONTRACTING REQUIREMENTS.
- PREVAILING WAGE RATES: **STATE, FEDERAL OR BOTH**
- APPRENTICE REQUIREMENTS.
- THIS IS A CLEAN WATER STATE REVOLVING FUNDS CONTRACT THROUGH THE CALIFORNIA STATE WATER RESOURCE CONTROL BOARD.

**THIS BIDDING DOCUMENT TO BE SUBMITTED IN ITS ENTIRETY
REFER TO INVITATION TO BIDS FOR TIME, DATE, AND LOCATION**

TABLE OF CONTENTS

Volume 2 - Bidding Documents

The following forms must be completed in their entirety and submitted with the Bid. Include the form(s) even if the information does not apply. Where the information does not apply write in N/A. Failure to include any of the forms may cause the Bid to be deemed **non-responsive**. If you are uncertain or have any questions about any required information, contact the City no later than 14 days prior to Bid due date.

<u>DESCRIPTION</u>	<u>PAGE NUMBER</u>
1. Bid/Proposal.....	3-5
2. Bid Bond.....	6
3. Non-Collusion Affidavit to be executed by Bidder and Submitted with Bid under 23 USC 112 and PCC 7106	7
4. Contractors Certification of Pending Actions.....	8
5. Equal Benefits Ordinance Certification of Compliance.....	9
6. Non-Lobbying Certification.....	10
7. Lobby Prohibition, Certification and Disclosure	11
8. Instructions for Completion of SF-LLL, Disclosure of Lobbying Activities	12
9. Disclosure of Lobbying Activities	13
10. Proposal (Bid)	14-17
11. Form AA35 List of Subcontractors.....	18
12. Form AA40 Named Equipment/Material Supplier List.....	19
13. EPA FORM 6100-3 – DBE Subcontractor Performance Form	20
14. EPA FORM 6100-4 – DBE Subcontractor Utilization Form	21

PROPOSAL

Bidder's General Information

To the City of San Diego:

Pursuant to "Invitation to Bids", specifications, and requirements on file with the City Clerk, and subject to all provisions of the Charter and Ordinances of the City of San Diego and applicable laws and regulations of the United States and the State of California, the undersigned hereby proposes to furnish to the City of San Diego, complete at the prices stated herein, the items or services hereinafter mentioned. The undersigned further warrants that this bid is not made in the interest of, or on behalf of, any undisclosed person, partnership, company, association, organization, or corporation; that the bid is genuine and not collusive or sham; that the bidder has not directly or indirectly induced or solicited any other bidder to put in a false or sham bid, and has not directly or indirectly colluded, conspired, connived, or agreed with any bidder or anyone else to put in a sham bid, or that anyone shall refrain from bidding; that the bidder has not in any manner, directly or indirectly, sought by agreement, communication, or conference with anyone to fix the bid price of the bidder or any other bidder, or to fix any overhead, profit, or cost element of the bid price, or of that of any other bidder, or to secure any advantage against the public body awarding the contract of anyone interested in the proposed contract; that all statements contained in the bid are true; and, further, that the bidder has not, directly or indirectly, submitted his or her bid price or any breakdown thereof, or the contents thereof, or divulged information or data relative thereto, or paid, and will not pay, any fee to any corporation, partnership, company, association, organization, bid depository, or to any member or agent thereof to effectuate a collusive or sham bid.

The undersigned bidder(s) further warrants that bidder(s) has thoroughly examined and understands the entire Contract Documents (plans and specifications) and the Bidding Documents therefore, and that by submitting said Bidding Documents as its bid proposal, bidder(s) acknowledges and is bound by the entire Contract Documents, including any addenda issued thereto, as such Contract Documents incorporated by reference in the Bidding Documents.

IF A SOLE OWNER OR SOLE CONTRACTOR SIGN HERE:

- (1) Name under which business is conducted _____
- (2) Signature (Given and surname) of proprietor _____
- (3) Place of Business (Street & Number) _____
- (4) City and State _____ Zip Code _____
- (5) Telephone No. _____ Facsimile No. _____

IF A PARTNERSHIP, SIGN HERE:

- (1) Name under which business is conducted _____
- (2) Name of each member of partnership [indicate character of each partner, general or special (limited):

BIDDING DOCUMENTS

(3) Signature (Note: Signature must be made by a general partner)

Full Name and Character of partner

(4) Place of Business (Street & Number) _____


(5) City and State _____ Zip Code _____

(6) Telephone No. _____ Facsimile No. _____

IF A CORPORATION, SIGN HERE:

(1) Name under which business is conducted BURTECH PIPELINE INCORPORATED

(2) Signature, with official title of officer authorized to sign for the corporation:



(Signature)

DOMINIC J. BURTECH

(Printed Name)

PRESIDENT & CEO

(Title of Officer)

(Impress Corporate Seal Here)

(3) Incorporated under the laws of the State of CALIFORNIA

(4) Place of Business (Street & Number) 102 SECOND STREET

(5) City and State ENCINITAS, CALIFORNIA Zip Code 92024

(6) Telephone No. (760) 634-2822 Facsimile No. (760) 634-2415

THE FOLLOWING SECTIONS MUST BE FILLED IN BY ALL PROPOSERS:

In accordance with the "INVITATION TO BIDS", the bidder holds a California State Contractor's license for the following classification(s) to perform the work described in these specifications:

LICENSE CLASSIFICATION CLASS A

LICENSE NO. 718202 EXPIRES JANUARY 31, 2014

This license classification must also be shown on the front of the bid envelope. Failure to show license classification on the bid envelope may cause return of the bid unopened.


TAX IDENTIFICATION NUMBER (TIN): ██████████

E-Mail Address: BUDDY@BURTECHPIPELINE.COM

BIDDING DOCUMENTS


THIS PROPOSAL MUST BE NOTARIZED BELOW:


I certify, under penalty of perjury, that the representations made herein regarding my State Contractor's license number, classification and expiration date are true and correct.

Signature  Title PRESIDENT & CEO

SUBSCRIBED AND SWORN TO BEFORE ME, THIS 22 DAY OF May, 2012.

Notary Public in and for the County of San Diego, State of CA


(NOTARIAL SEAL)



BIDDING DOCUMENTS

BID BOND

KNOW ALL MEN BY THESE PRESENTS,

That BURTECH PIPELINE, INCORPORATED as Principal, and NORTH AMERICAN SPECIALTY INSURANCE COMPANY as Surety, are held and firmly bound unto The City of San Diego hereinafter called "OWNER," in the sum of 10% OF THE TOTAL BID AMOUNT for the payment of which sum, well and truly to be made, we bind ourselves, our heirs, executors, administrators, successors, and assigns, jointly and severally, firmly by these presents.

WHEREAS, said Principal has submitted a Bid to said OWNER to perform the WORK required under the bidding schedule(s) of the OWNER's Contract Documents entitled

PIPELINE REHABILITATION S-1, BID NUMBER K-12-5582-DBB-3-C

NOW THEREFORE, if said Principal is awarded a contract by said OWNER and, within the time and in the manner required in the "Invitation to Bids" enters into a written Agreement on the form of agreement bound with said Contract Documents, furnishes the required certificates of insurance, and furnishes the required Performance Bond and Payment Bond, then this obligation shall be null and void, otherwise it shall remain in full force and effect. In the event suit is brought upon this bond by

CALIFORNIA ALL-PURPOSE ACKNOWLEDGMENT

No. 5193

State of California)

County of SAN DIEGO)


On 5/17/12 before me, DEBORAH D. DAVIS, NOTARY PUBLIC, personally appeared MARK D. IATAROLA

who proved to me on the basis of satisfactory evidence to be the person(s) whose name(s) is/are subscribed to the within instrument and acknowledged to me that he/she/they executed the same in his/her/their authorized capacity(ies), and that by his/her/their signature(s) on the instrument the person(s), or the entity upon behalf of which the person(s) acted, executed the instrument.

I certify under PENALTY OF PERJURY under the laws of the State of California that the foregoing paragraph is true and correct.

WITNESS my hand and official seal.

Signature of Notary



OPTIONAL SECTION CAPACITY CLAIMED BY SIGNER

Though statute does not require the Notary to fill in the data below, doing so may prove invaluable to persons relying on the document.

- Individual, Corporate Officer(s), Partner(s), Limited, General, Attorney-in-Fact, Trustee(s), Guardian/Conservator, Other.

SIGNER IS REPRESENTING:

NAME OF PERSON(S) OR ENTITY(IES)

OPTIONAL SECTION

THIS CERTIFICATE MUST BE ATTACHED TO THE DOCUMENT DESCRIBED AT RIGHT:

Title or type of document, Number of pages, Date of document, Signer(s) other than named above.

Though the data requested here is not required by law, it could prevent fraudulent reattachment of this form.

BIDDING DOCUMENTS

BID BOND

KNOW ALL MEN BY THESE PRESENTS,

That BURTECH PIPELINE, INCORPORATED as Principal, and NORTH AMERICAN SPECIALTY INSURANCE COMPANY as Surety, are held and firmly bound unto The City of San Diego hereinafter called "OWNER," in the sum of **10% OF THE TOTAL BID AMOUNT** for the payment of which sum, well and truly to be made, we bind ourselves, our heirs, executors, administrators, successors, and assigns, jointly and severally, firmly by these presents.

WHEREAS, said Principal has submitted a Bid to said OWNER to perform the WORK required under the bidding schedule(s) of the OWNER's Contract Documents entitled


PIPELINE REHABILITATION S-1, BID NUMBER K-12-5582-DBB-3-C


NOW THEREFORE, if said Principal is awarded a contract by said OWNER and, within the time and in the manner required in the "Invitation to Bids" enters into a written Agreement on the form of agreement bound with said Contract Documents, furnishes the required certificates of insurance, and furnishes the required Performance Bond and Payment Bond, then this obligation shall be null and void, otherwise it shall remain in full force and effect. In the event suit is brought upon this bond by said OWNER and OWNER prevails, said Surety shall pay all costs incurred by said OWNER in such suit, including a reasonable attorney's fee to be fixed by the court.

SIGNED AND SEALED, this 17TH day of MAY, 2012

BURTECH PIPELINE, INCORPORATED (SEAL)
(Principal)

NORTH AMERICAN SPECIALTY INSURANCE COMPANY (SEAL)
(Surety)

By: 
(Signature)

By: 
(Signature)

DOMINIC J. BURTECH, JR., PRESIDENT

MARK D. IATAROLA, ATTORNEY-IN-FACT

(SEAL AND NOTARIAL ACKNOWLEDGEMENT OF SURETY)

NAS SURETY GROUP

NORTH AMERICAN SPECIALTY INSURANCE COMPANY
WASHINGTON INTERNATIONAL INSURANCE COMPANY

GENERAL POWER OF ATTORNEY

KNOW ALL MEN BY THESE PRESENTS, THAT North American Specialty Insurance Company, a corporation duly organized and existing under laws of the State of New Hampshire, and having its principal office in the City of Manchester, New Hampshire, and Washington International Insurance Company, a corporation organized and existing under the laws of the State of New Hampshire and having its principal office in the City of Schaumburg, Illinois, each does hereby make, constitute and appoint:

JOHN G. MALONEY, HELEN MALONEY,
MARK D. IATAROLA and DEBORAH D. DAVIS

JOINTLY OR SEVERALLY

Its true and lawful Attorney(s)-in-Fact, to make, execute, seal and deliver, for and on its behalf and as its act and deed, bonds or other writings obligatory in the nature of a bond on behalf of each of said Companies, as surety, on contracts of suretyship as are or may be required or permitted by law, regulation, contract or otherwise, provided that no bond or undertaking or contract or suretyship executed under this authority shall exceed the amount of:

FIFTY MILLION (\$50,000,000.00) DOLLARS

This Power of Attorney is granted and is signed by facsimile under and by the authority of the following Resolutions adopted by the Boards of Directors of both North American Specialty Insurance Company and Washington International Insurance Company at meetings duly called and held on the 24th of March, 2000:

"RESOLVED, that any two of the Presidents, any Managing Director, any Senior Vice President, any Vice President, any Assistant Vice President, the Secretary or any Assistant Secretary be, and each or any of them hereby is authorized to execute a Power of Attorney qualifying the attorney named in the given Power of Attorney to execute on behalf of the Company bonds, undertakings and all contracts of surety, and that each or any of them hereby is authorized to attest to the execution of any such Power of Attorney and to attach therein the seal of the Company; and it is

FURTHER RESOLVED, that the signature of such officers and the seal of the Company may be affixed to any such Power of Attorney or to any certificate relating thereto by facsimile, and any such Power of Attorney or certificate bearing such facsimile signatures or facsimile seal shall be binding upon the Company when so affixed and in the future with regard to any bond, undertaking or contract of surety to which it is attached."



By [Signature]
Steven P. Anderson, President & Chief Executive Officer of Washington International Insurance Company
& Senior Vice President of North American Specialty Insurance Company




By [Signature]
David M. Layman, Senior Vice President of Washington International Insurance Company
& Vice President of North American Specialty Insurance Company

IN WITNESS WHEREOF, North American Specialty Insurance Company and Washington International Insurance Company have caused their official seals to be hereunto affixed, and these presents to be signed by their authorized officers this 15th day of September, 2011.

North American Specialty Insurance Company
Washington International Insurance Company

State of Illinois
County of Cook ss:

On this 15th day of September, 2011, before me, a Notary Public personally appeared Steven P. Anderson, President and CEO of Washington International Insurance Company and Senior Vice President of North American Specialty Insurance Company and David M. Layman, Senior Vice President of Washington International Insurance Company and Vice President of North American Specialty Insurance Company, personally known to me, who being by me duly sworn, acknowledged that they signed the above Power of Attorney as officers of and acknowledged said instrument to be the voluntary act and deed of their respective companies.



[Signature]
D. Jill Nelson, Notary Public

I, James A. Carpenter, the duly elected Assistant Secretary of North American Specialty Insurance Company and Washington International Insurance Company, do hereby certify that the above and foregoing is a true and correct copy of a Power of Attorney given by said North American Specialty Insurance Company and Washington International Insurance Company, which is still in full force and effect.

IN WITNESS WHEREOF, I have set my hand and affixed the seals of the Companies this 17th day of MAY, 2012.

[Signature]

James A. Carpenter, Vice President & Assistant Secretary of Washington International Insurance Company & North American Specialty Insurance Company

CALIFORNIA ALL-PURPOSE ACKNOWLEDGMENT

State of California

County of San Diego

On 5/22/12 Date

before me,


Arthur P. Arquilla, Notary Public

Here Insert Name and Title of the Officer

personally appeared

Dominic Butech

Name(s) of Signer(s)



who proved to me on the basis of satisfactory evidence to be the person(s) whose name(s) is/are subscribed to the within instrument and acknowledged to me that he/she/they executed the same in his/her/their authorized capacity(ies), and that by his/her/their signature(s) on the instrument the person(s), or the entity upon behalf of which the person(s) acted, executed the instrument.

I certify under PENALTY OF PERJURY under the laws of the State of California that the foregoing paragraph is true and correct.

WITNESS my hand and official seal.

Signature

Arthur P. Arquilla

Signature of Notary Public

Place Notary Seal Above

OPTIONAL

Though the information below is not required by law, it may prove valuable to persons relying on the document and could prevent fraudulent removal and reattachment of this form to another document.

Description of Attached Document

Title or Type of Document: _____

Document Date: _____ Number of Pages: _____


Signer(s) Other Than Named Above: _____

Capacity(ies) Claimed by Signer(s)

Signer's Name: _____

- Individual
- Corporate Officer — Title(s): _____
- Partner — Limited General
- Attorney in Fact
- Trustee
- Guardian or Conservator
- Other: _____


Signer Is Representing: _____



Signer's Name: _____

- Individual
- Corporate Officer — Title(s): _____
- Partner — Limited General
- Attorney in Fact
- Trustee
- Guardian or Conservator
- Other: _____

Signer Is Representing: _____




NON-COLLUSION AFFIDAVIT TO BE EXECUTED BY BIDDER AND SUBMITTED WITH BID UNDER 23 USC 112 AND PCC 7106

State of California)
County of SAN DIEGO) ss.

DOMINIC J. BURTECH, being first duly sworn, deposes and says that he is PRESIDENT & CEO of the party making the foregoing bid that the bid is not made in the interest of, or on behalf of, any undisclosed person, partnership, company, association, organization, or corporation; that the bid is genuine and not collusive or sham; that the bidder has not directly or indirectly induced or solicited any other bidder to put in a false or sham bid, and has not directly or indirectly colluded, conspired, connived, or agreed with any bidder or anyone else to put in a sham bid, or that anyone shall refrain from bidding; that the bidder has not in any manner, directly or indirectly, sought by agreement, communication, or conference with anyone to fix the bid price of the bidder or any other bidder, or to fix any overhead, profit, or cost element of the bid price, or of that of any other bidder, or to secure any advantage against the public body awarding the contract of anyone interested in the proposed contract; that all statements contained in the bid are true; and further, that the bidder has not, directly or indirectly, submitted his or her bid price or any breakdown thereof, or the contents thereof, or divulged information or data relative thereto, or paid, and will not pay, any fee to any corporation, partnership, company association, organization, bid depository, or to any member or agent thereof to effectuate a collusive or sham bid.

Signed: [Signature]
Title: PRESIDENT & CEO

Subscribed and sworn to before me this 22 day of May, 2012
[Signature]
Notary Public



(SEAL)

BIDDING DOCUMENTS

CONTRACTORS CERTIFICATION OF PENDING ACTIONS

As part of its bid or proposal (Non-Price Proposal in the case of Design-Build contracts), the Bidder shall provide to the City a list of all instances within the past ten years where a complaint was filed or pending against the Bidder in a legal or administrative proceeding alleging that Bidder discriminated against its employees, subcontractors, vendors or suppliers, and a description of the status or resolution of that complaint, including any remedial action taken.

CHECK ONE BOX ONLY.

- The undersigned certifies that within the past 10 years the Bidder has NOT been the subject of a complaint or pending action in a legal administrative proceeding alleging that Bidder discriminated against its employees, subcontractors, vendors or suppliers.

- The undersigned certifies that within the past ten years the Bidder has been the subject of a complaint or pending action in a legal administrative proceeding alleging that Bidder discriminated against its employees, subcontractors, vendors or suppliers. A description of the status or resolution of that complaint, including any remedial action taken and the applicable dates is as follows:

Contractor Name BURTECH PIPELINE INCORPORATED


Certified By DOMINIC J. BURTECH Title PRESIDENT & CEO
Name

 Date 5/23/12
Signature

USE ADDITIONAL FORMS AS NECESSARY

BIDDING DOCUMENTS

**EQUAL BENEFITS ORDINANCE
CERTIFICATION OF COMPLIANCE**



For additional information, contact:
CITY OF SAN DIEGO
EQUAL BENEFITS PROGRAM
 202 C Street, MS 9A, San Diego, CA 92101
 Phone (619) 533-3948 Fax (619) 533-3220

COMPANY INFORMATION

Company Name: BURTECH PIPELINE INCORPORATED	Contact Name: DOMINIC BURTECH
Company Address: 102 SECOND STREET, ENCINITAS, CA 92024	Contact Phone: (760) 634-2822
Contact Email: buddy@burtechpipeline.com	

CONTRACT INFORMATION

Contract Title: PIPELINE REHABILITATION S-1	Start Date: Sept. 2012
Contract Number (if no number, state location): K-12-5582-DBB-3-C	End Date: Sept. 2013

SUMMARY OF EQUAL BENEFITS ORDINANCE REQUIREMENTS

The Equal Benefits Ordinance [EBO] requires the City to enter into contracts only with contractors who certify they will provide and maintain equal benefits as defined in SDMC §22.4302 for the duration of the contract. To comply:

- Contractor shall offer equal benefits to employees with spouses and employees with domestic partners.
 - Benefits include health, dental, vision insurance; pension/401(k) plans; bereavement, family, parental leave; discounts, child care; travel/relocation expenses; employee assistance programs; credit union membership; or any other benefit.
 - Any benefit not offer an employee with a spouse, is not required to be offered to an employee with a domestic partner.
- Contractor shall post notice of firm's equal benefits policy in the workplace and notify employees at time of hire and during open enrollment periods.
- Contractor shall allow City access to records, when requested, to confirm compliance with EBO requirements.
- Contractor shall submit *EBO Certification of Compliance*, signed under penalty of perjury, prior to award of contract.

NOTE: This summary is provided for convenience. Full text of the EBO and Rules Implementing the EBO are available at www.sandiego.gov/administration.

CONTRACTOR EQUAL BENEFITS ORDINANCE CERTIFICATION

Please indicate your firm's compliance status with the EBO. The City may request supporting documentation.

- I affirm **compliance** with the EBO because my firm (*contractor must select one reason*):
- Provides equal benefits to spouses and domestic partners.
 - Provides no benefits to spouses or domestic partners.
 - Has no employees.
 - Has collective bargaining agreement(s) in place prior to January 1, 2011, that has not been renewed or expired.
- I request the City's approval to pay affected employees a cash equivalent in lieu of equal benefits and verify my firm made a reasonable effort but is not able to provide equal benefits upon contract award. I agree to notify employees of the availability of a cash equivalent for benefits available to spouses but not domestic partners and to continue to make every reasonable effort to extend all available benefits to domestic partners.

It is unlawful for any contractor to knowingly submit any false information to the City regarding equal benefits or cash equivalent associated with the execution, award, amendment, or administration of any contract. [San Diego Municipal Code §22.4307(a)]

Under penalty of perjury under laws of the State of California, I certify the above information is true and correct. I further certify that my firm understands the requirements of the Equal Benefits Ordinance and will provide and maintain equal benefits for the duration of the contract or pay a cash equivalent if authorized by the City.

DOMINIC BURTECH, President & CEO

Name/Title of Signatory

Signature

FOR OFFICIAL CITY USE ONLY

Receipt Date:	EBO Analyst:	<input type="checkbox"/> Approved	<input type="checkbox"/> Not Approved – Reason:
---------------	--------------	-----------------------------------	---

rev 02/15/2011

LOBBY PROHIBITION, CERTIFICATION AND DISCLOSURE

In acknowledgment that funds received under this agreement have been provided pursuant to a Federal grant, recipient hereby recognizes the prohibitions against lobbying the Federal government with any of these funds. Recipient agrees that it shall comply with the laws set forth at 31 U.S.C. § 1352 (1989) and 24 C.F.R. part 87, to wit:

A. Conditions on use of funds

Recipient shall not expend any funds received pursuant to this agreement to pay any person to influence an officer or employee of Federal agency, a member of Congress, an officer or employee of Congress, or an employee of a member of Congress in connection with any of the following Covered Federal actions:

- (1) The awarding of any federal contract
- (2) The making of any Federal grant
- (3) The making of any Federal Loan
- (4) The entering into of any cooperative agreement
- (5) The extension, continuation, renewal, amendment, or modification of any Federal contract, grant, loan, or cooperative agreement.

For purposes of defining the terms of this part of the agreement, the definitions set forth in 24 C.F.R. § 87.105 are hereby adopted and incorporated herein by reference.

B. Certification and Disclosure

Each recipient at every tier under this agreement shall file a certification regarding lobbying, and a Disclosure Form-LLL, where required by 24 C.F.R. § 87.110. The certification form and Disclosure Form-LLL are attached to this agreement.

C. Certifications must be filed:

- (1) By any person upon each submission that initiates agency consideration for an award of a Federal contract, grant, or cooperative agreement exceeding \$100,000, or a Federal loan or loan guarantee exceeding \$150,000.
- (2) Upon receipt by any person of a Federal contract, grant, or cooperative agreement exceeding \$100,000, or upon receipt of a Federal loan or loan guarantee exceeding \$150,000.
- (3) By any person who requests or receives from a person referred to in subsections 1 and 2 of this paragraph:
 - a. A subcontract exceeding \$100,000 at any tier under a Federal contract;
 - b. A subgrant, contract or subcontract exceeding \$100,000 at any tier under a Federal grant;
 - c. A contract or subcontract exceeding \$100,000 at any tier under a Federal loan exceeding \$150,000;
 - d. A contract or subcontract exceeding \$100,000 at any tier under a Federal cooperative agreement.

D. Disclosure Forms-LLL must be filed in every instance when a person applies for, requests, or receives Federal appropriations exceeding \$100,000 pursuant to a contract, subcontract, grant, subgrant, loan, or cooperative agreement when such person has paid or expects to pay any sum, in cash or in kind, to influence or attempt to influence any officer or employee of an agency, a member of Congress, an officer or employee of Congress, or an employee of a member of Congress. Further, Disclosure Form-LLL must be filed by recipients at any tier at the end of each calendar quarter in which there occurs any event that requires disclosure or materially affects information submitted in prior disclosures. Such events include:

- (1) 1. An increase of \$25,000 in the amount paid or expected to be paid for influencing or attempting to influence a covered Federal action;
- (2) 2. A change in the person(s) influencing or attempting to influence a covered action;
- (3) 3. A change in the officer(s), employee(s), or member(s) contacted to influence a covered action.

All disclosure Forms-LLL, but not certifications, shall be forwarded from tier to tier until received by the principal recipient, which in turn will file them with the appropriate Federal agency.

BIDDING DOCUMENTS
INSTRUCTIONS FOR COMPLETION OF SF-LLL, DISCLOSURE OF LOBBYING
ACTIVITIES

This disclosure form shall be completed by the reporting entity, whether subawardee or prime Federal recipient, at the initiation or receipt of a covered Federal action, or a material change to a previous filing, pursuant to title 31 U.S.C. section 1352. The filing of a form is required for each payment or agreement to make payment to any lobbying entity for influencing or attempting to influence an officer or employee of any agency, a Member of Congress, an officer or employee of Congress, or an employee of a Member of Congress in connection with a covered Federal action. Use the SF-LLLA Continuation Sheet for additional information if the space on the form is inadequate. Complete all items that apply for both the initial filing and material change report. Refer to the implementing guidance published by the Office of Management and Budget for additional information.

1. Identify the type of covered Federal action for which lobbying activity is and/or has been secured to influence the outcome of a covered Federal action.
2. Identify the status of the covered Federal action.
3. Identify the appropriate classification of this report. If this is a follow up report caused by a material change to the information previously reported, enter the year and quarter in which the change occurred. Enter the date of the last previously submitted report by this reporting entity for this covered Federal action.
4. Enter the full name, address, city, State and zip code of the reporting entity. Include Congressional District, if known. Check the appropriate classification of the reporting entity that designates if it is, or expects to be, a prime or subaward recipient. Identify the tier of the subawardee, e.g., the first subawardee of the prime is the 1st tier. Subawards include but are not limited to subcontracts, subgrants and contract awards under grants.
5. If the organization filing this report in item 4 checks "Subawardee," then enter the full name, address, city, State and zip code of the prime Federal recipient. Include Congressional District, if known.
6. Enter the name of the Federal agency making the award or loan commitment. Include at least one organizational level below agency name, if known. For example, Department of Transportation, United States Coast Guard.
7. Enter the Federal program name or description for the covered Federal action (item 1). If known, enter the full Catalog of Federal Domestic Assistance (CFDA) number for grants, cooperative agreements, loans, and loan commitments.
8. Enter the most appropriate Federal identifying number available for the Federal action identified in item 1 (e.g., Request for Proposal (RFP) number; Invitation for Bid (IFB) number; grant announcement number; the contract, grant, or loan award number; the application/proposal control number assigned by the Federal agency). Include prefixes, e.g., "RFP-DE-90-001."
9. For a covered Federal action where there has been an award or loan commitment by the Federal agency, enter the Federal amount of the award/loan commitment for the prime entity identified in item 4 or 5.
10. (a) Enter the full name, address, city, State and zip code of the lobbying entity engaged by the reporting entity identified in item 4 to influence the covered Federal action.
(b) Enter the full names of the individual(s) performing services, and include full address if different from 10 (a). Enter Last Name, First Name, and Middle Initial (MI).
11. Enter the amount of compensation paid or reasonably expected to be paid by the reporting entity (item 4) to the lobbying entity (item 10). Indicate whether the payment has been made (actual) or will be made (planned). Check all boxes that apply. If this is a material change report, enter the cumulative amount of payment made or planned to be made.
12. Check the appropriate box(es). Check all boxes that apply. If payment is made through an in-kind contribution, specify the nature and value of the in-kind payment.
13. Check the appropriate box(es). Check all boxes that apply. If other, specify nature.
14. Provide a specific and detailed description of the services that the lobbyist has performed, or will be expected to perform, and the date(s) of any services rendered. Include all preparatory and related activity, not just time spent in actual contact with Federal officials. Identify the Federal official(s) or employee(s) contacted or the officer(s), employee(s), or Member(s) of Congress that were contacted.
15. Check whether or not a SF-LLLA Continuation Sheet(s) is attached.
16. The certifying official shall sign and date the form, print his/her name, title, and telephone number.

According to the Paperwork Reduction Act, as amended, no persons are required to respond to a collection of information unless it displays a valid OMB Control Number. The valid OMB control number for this information collection is OMB No. 0348-0046. Public reporting burden for this collection of information is estimated to average 30 minutes per response, including time for reviewing instructions, searching existing data sources, gathering and maintaining the data needed, and completing and reviewing the collection of information. Send comments regarding the burden estimate or any other aspect of this collection of information, including suggestions for reducing this burden, to the Office of Management and Budget, Paperwork Reduction Project (0348-0046), Washington, DC 20503.

BIDDING DOCUMENTS

DISCLOSURE OF LOBBYING ACTIVITIES Approved by OMB
 Complete this form to disclose lobbying activities pursuant to 31 U.S.C. 1352
 (See reverse for public burden disclosure)

0348-0046

1. Type of Federal Action: <input checked="" type="checkbox"/> a. Contract a. Grant b. Cooperative agreement c. Loan d. Loan guarantee e. Loan insurance	2. Status of Federal Action: <input checked="" type="checkbox"/> a. bid/offer/application b. initial award c. post-award	3. Report Type: <input type="checkbox"/> a. initial finding b. material change For Material Change Only year _____ quarter _____ date of last report _____
4. Name and Address of Reporting Entity: <input checked="" type="checkbox"/> Prime <input type="checkbox"/> Subawardee Tier _____, if known: BURTECH PIPELINE INC. 102 Second St., Encinitas, CA 92024 Congressional District, if known:	5. If Reporting Entity in No. 4 is a Subawardee, Enter Name and Address of Prime: Congressional District, if known:	
6. Federal Department/Agency: CALIFORNIA STATE WATER RESOURCE CONTROL BOARD	7. Federal Program Name/Description: CLEAN WATER STATE REVOLVING FUND CFDA Number, if applicable: _____	
8. Federal Action Number, if known:	9. Award Amount, if known: \$ 4,343,851.40	
10. a. Name and Address of Lobbying Entity (if individual, last name, first name, M) NOT APPLICABLE	b. Individuals Performing Services (including address if different from No. 10a) (last name, first name, MI): NOT APPLICABLE	
(attach Continuation Sheet(s) SF-LLLA, if necessary)		
11. Amount of Payment (check all that apply) \$ _____ <input type="checkbox"/> actual <input type="checkbox"/> planned	13. Type of Payment (check all that apply) <input type="checkbox"/> a. retainer <input type="checkbox"/> b. one-time lee <input type="checkbox"/> c. commission <input type="checkbox"/> d. contingent fee <input type="checkbox"/> e. deferral <input type="checkbox"/> f. other: specify: _____	
12. Form of Payment (check all that apply) <input type="checkbox"/> a. cash <input type="checkbox"/> b. in-kind: specify: nature _____ Value _____		
14. Brief Description of Services Performed or to be Performed and Date(s) of Service, Including officer(s), employee(s), or Member(s), contacted, for Payment indicated in item 11: (attach Continuation Sheet(s) SF-LLLA, if necessary)		
15. Continuation Sheet(s) SF-LLLA attached: <input type="checkbox"/> Yes <input checked="" type="checkbox"/> No		
16. Information requested through this for misauthorized by title 31 U.S.C. section 1352. This disclosure of lobbying activities is a material representation of fact upon which reliance was placed by the tier above when this transaction was made or entered into. This disclosure is required pursuant to 31 U.S.C. 1352. This information will be reported to the Congress semi-annually and will be available for public inspection. Any person who fails to file the required disclosure shall be subject to a civil penalty of not less than \$10,000 and not more than \$100,000 for each such failure.	Signature: _____ Print Name: BURTECH PIPELINE INC. Title: PRESIDENT & CEO Telephone No.: 760-634-2822 Date: 5/23/12	
Federal Use Only:		Authorized for Local Reproduction Standard Form LLL (Rev. 7-07)

BIDDING DOCUMENTS

**DISCLOSURE OF LOBBYING ACTIVITIES
CONTINUATION SHEET**

Approved by
OMB0348-0046

Reporting Entity: BURTECH PIPELINE INC. Page 2 of 2

Authorized for Local Reproduction
Standard Form - LLL-A

BIDDING DOCUMENTS

PROPOSAL (BID)

The Bidder agrees to the construction of **PIPELINE REHABILITATION S-1**, for the City of San Diego, in accordance with these contract documents for the prices listed below. The Bidder guarantees the Contract Price for a period of 120 days (90 days for Federally Funded Contracts or Contracts valued at \$500,000 or less) from the date of Bid opening to Award of the Contract. The duration of the Contract Price guarantee shall be extended by the number of days required for the City to obtain all items necessary to fulfill all conditions precedent e.g., bond and insurance.

Item	Quantity	Unit	Payment Reference	NAIC	Description	Unit Price	Extension
BASE BID							
COMMON ITEMS							
1.	1	EA	3-3.2.2	237110	Certified Payroll	\$ 100.00	\$ 100.00
2.	1	LS	7-9.1.1	238990	Video Recording of Pre-existing Conditions	 	\$ 2,200.00
3.	1	LS	7-10.2.7	237310	Traffic Control	 	\$ 10,000.00
4.	1	LS	7-10.2.7	237310	Traffic Control Design	 	\$ 16,500.00
5.	1	LS	9-3.4.1	237310	Mobilization	 	\$ 20,000.00
6.	1	LS	2-4.1	237110	Bonds (Payment and Performance)	 	\$ 38,000.00
7.	1	AL	9-3.5	237110	Field Orders	 	\$155,000.00
8.	40,000	SF	600-3.7	237310	REAS Slurry Seal (Type II) and Striping	\$ 0.80	\$ 32,000.00
9.	5	TON	302-4.5	237310	AC Patching for Slurry Seal	\$ 250.00	\$ 1,250.00
10.	1	LS	302-4.5.1	237310	Bond for Slurry Seal	 	\$ 100.00
11.	2,000	SF	302-5.1.2	237310	Damaged AC Pavement Replacement	\$ 8.00	\$ 16,000.00
12.	50	SF	302-6.8	237310	Concrete pavement Replacement	\$ 12.00	\$ 600.00
13.	1	LS	306-1.1.6	237110	Trench Shoring	 	\$ 10,000.00
14.	60	CY	306-1.2.1.1	237110	Additional Bedding	\$ 1.00	\$ 60.00
15.	75	TON	306-1.6	237110	Imported Backfill	\$ 15.00	\$ 1,125.00
16.	140	TON	306-1.5.1	237310	Temporary Resurfacing	\$ 50.00	\$ 7,000.00
17.	1	LS	801-9.4	237990	Water Pollution Control Program Implementation	 	\$ 1,500.00
18.	1	LS	801-9.4	541330	Water Pollution Control Program Development	 	\$ 1,500.00
19.	1	LS	804-2.2	237110	Sewer Bypass & Pumping Plan (Flow Diversion)	 	\$ 4,000.00
20.	300	LF	303-5.9	237310	Additional Curb and Gutter	\$ 46.00	\$ 13,800.00
21.	100	SF	303-5.9	237310	Additional Sidewalk Removal and Replacement	\$ 10.00	\$ 1,000.00

BIDDING DOCUMENTS

Item	Quantity	Unit	Payment Reference	NAIC	Description	Unit Price	Extension
22.	5	EA	303-5.10.2	237110	Curb Ramp Type C1 w/ Detectable Warning Tiles	\$ 2,500.00	\$ 12,500.00
23.	10	EA	303-5.10.2	237110	Curb Ramp Type C2 w/ Detectable Warning Tiles	\$ 2,500.00	\$ 25,000.00
24.	3	EA	303-5.10.2	237110	Curb Ramp Type Case A w/ Detectable Warning Tiles	\$ 2,500.00	\$ 7,500.00
Estimated Subtotal for Common Items							\$ 376,735.00
PART A - SEWER PIPELINE REHABILITATION							
25.	36,707	LF	306-9.7	237110	Televising Sewer Main for Final Acceptance	\$ 0.57	\$ 20,922.99
26.	36,707	LF	306-9.7	237110	Cleaning and Televising Existing Sewer Mains	\$ 1.13	\$ 41,478.91
27.	46	EA	306-1.6	237110	8-Inch Cleanout at End of Mains	\$ 2,500.00	\$ 115,000.00
28.	7	EA	302-5.9	237110	Manhole - Replace-In-Place (4X3)	\$ 6,300.00	\$ 44,100.00
29.	1	EA	306-1.8.6	237110	Manhole Grade Ring, Frame and Cover Replacement	\$ 1,000.00	\$ 1,000.00
30.	36,707	LF	500-1.1.9	237110	Rehabilitate 8-Inch Sewer Main	\$ 23.50	\$ 862,614.50
31.	43	EA	500-1.2.7	237110	Point Repair for Existing 8-inch Sewer Main	\$ 3,000.00	\$ 129,000.00
32.	50	LF	500-1.2.7	237110	Additional Point Repair for 8-inch Existing Sewer Main	\$ 100.00	\$ 5,000.00
33.	14	EA	500-2.11.6 or 500-2.10.2	237110	Rehabilitate Existing Manhole	\$ 2,500.00	\$ 35,000.00
Estimated Subtotal Part A – Sewer Pipeline Rehabilitation							\$ 1,254,116.40
PART B - SEWER LATERAL REHABILITATION							
34.	900	EA	500-1.6.2.6	237110	4-Inch Sewer Cleanout	\$ 900.00	\$ 810,000.00
35.	1	EA	500-1.6.2.6	237111	Rehabilitate 6-inch Sewer Lateral	\$ 1,000.00	\$ 1,000.00
36.	5	EA	500-1.6.2.6	237110	Lateral Point Repair	\$ 3,000.00	\$ 15,000.00
37.	929	EA	500-1.6.2.6	237111	Rehabilitate 4-inch Sewer Lateral	\$ 900.00	\$ 836,100.00
38.	930	EA	306-9.7	237110	Televising Lateral for Final Acceptance	\$ 27.00	\$ 25,110.00
39.	930	EA	500-1.6.2.6	237110	Service Lateral Connection & Sealing	\$ 1,025.00	\$ 953,250.00
40.	930	EA	306-9.7	237110	Lateral Launch videos	\$ 78.00	\$ 72,540.00
Estimated Subtotal for Part B - Sewer Lateral Rehabilitation							\$ 2,713,000.00
ESTIMATED TOTAL BASE BID (Common Items PLUS Part A PLUS Part B)							\$ 4,343,851.40

BIDDING DOCUMENTS

TOTAL BID PRICE FOR BID (Items 1 through 40, inclusive) amount written in words:

Four Million Three Hundred Forty-Three Thousand Eight Hundred Fifty-One dollars and Forty Cents.

The names of all persons interested in the foregoing proposal as principals are as follows:

DOMINIC J. BURTECH - PRESIDENT & CEO

JULIE BURTECH - EXEC. VICE PRESIDENT & CFO

IMPORTANT NOTICE: If Bidder or other interested person is a corporation, state secretary, treasurer, and manager thereof; if a co-partnership, state true name of firm, also names of all individual co-partners composing firm; if Bidder or other interested person is an individual, state first and last names in full.

Bidder: BURTECH PIPELINE INCORPORATED


Title: DOMINIC J. BURTECH, PRESIDENT & CEO

Business Address: 102 SECOND STREET, ENCINITAS, CA 92024

Place of Business: ENCINITAS, CALIFORNIA 92024

Place of Residence: ENCINITAS, CALIFORNIA 92024

Signature:



BIDDING DOCUMENTS

NOTES:

- A. The low Bid will be determined based on the Base Bid alone.
- B. Prices and notations shall be in ink or typewritten. All corrections (which have been initiated by the Bidder using erasures, strike out, line out, or "white-out") shall be typed or written in with ink adjacent thereto, and shall be initialed in ink by the person signing the bid proposal.
- C. Failure to initial all corrections made in the bidding documents shall cause the Bid to be rejected as **non-responsive** and ineligible for further consideration.
- D. Blank spaces must be filled in, using figures. Bidder's failure to submit a price for any Bid item that requires the Bidder to submit a price shall render the Bid **non-responsive** and shall be cause for its rejection.
- E. Unit prices shall be entered for all unit price items. Unit prices shall not exceed two (2) decimal places. If the Unit prices entered exceed two (2) decimal places, the City will only use the first two digits after the decimal points without rounding up or down.
- F. All extensions of the unit prices bid will be subject to verification by the City. In the case of inconsistency or conflict between the product of the Quantity x Unit Price and the Extension, the product shall govern.
- G. In the case of inconsistency or conflict, between the sums of the Extensions with the estimated total Bid, the sum of the Extensions shall govern.
- H. Bids shall not contain any recapitulation of the Work. Conditional Bids will be rejected as being **non-responsive**. Alternative proposals will not be considered unless called for.
- I. The Bid shall contain an acknowledgment of receipt of all addenda, the numbers of which shall be filled in on the Bid form. The following addenda have been received and are acknowledged in this bid: [.....**A**.....]. If an addendum or addenda has been issued by the City and not noted above as being received by the Bidder, this proposal shall be rejected as being **non-responsive**.

BIDDING DOCUMENTS

LIST OF SUBCONTRACTORS

In accordance with the requirements provided in the "Subletting and Subcontracting Fair Practices Act", Division 2, Part 1, Chapter 4 of the Public Contract Code, the Bidder shall list below the name and address of each Subcontractor who will perform work, labor, render services or specially fabricates and installs a portion [type] of the work or improvement, in an amount in excess of 0.5% of the Contractor's total Bid. The Bidder shall also list below the portion of the work which will be done by each subcontractor under this Contract. The Contractor shall list only one Subcontractor for each portion of the Work. The **DOLLAR VALUE** of the total Bid to be performed shall be stated for all subcontractors listed. Failure to comply with this requirement shall result in the Bid being rejected as **non-responsive** and ineligible for award. The Bidder's attention is directed to the Special Provisions - General; Paragraph 2-3 Subcontracts, which stipulates the percent of the Work to be performed with the Bidders' own forces. The Bidder shall list all SLBE, ELBE, DBE, DVBE, MBE, WBE, OBE, SDB, WoSB, HUBZone, and SDVOSB Subcontractors that Bidders are seeking recognition towards achieving any mandatory, voluntary, or both subcontracting participation percentages.

NAME, ADDRESS AND TELEPHONE NUMBER OF SUBCONTRACTOR	CONSTRUCTOR OR DESIGNER	TYPE OF WORK	DOLLAR VALUE OF SUBCONTRACT	MBE, WBE, DBE, DVBE, OBE, ELBE, SLBE, SDB, WoSB, HUBZone, OR SDVOSB	WHERE CERTIFIED	CHECK IF JOINT VENTURE PARTNERSHIP
Name: <u>Baker's Concrete Cutting</u> Address: <u>P.O. Box 878</u> City: <u>San Marcos</u> State: <u>CA</u> Zip: <u>92079</u> Phone: <u>(760) 744-1679</u>	Constructor	Saw Cutting	\$ 9,457.20	WBE	caltrans	—
Name: <u>Hudson Safe-T-Lite</u> Address: <u>777 Gable way</u> City: <u>El Cajon</u> State: <u>CA</u> Zip: <u>92028</u> Phone: <u>(619) 441-3644</u>	Designer	Item 4 Traffic Control Design	\$ 14,300.00	WBE	caltrans	—
Name: <u>Arrow Pipeline Repair</u> Address: <u>1330 Park Center Dr. #101</u> City: <u>Vista</u> State: <u>CA</u> Zip: <u>92081</u> Phone: <u>(760) 476-9388</u>	Constructor	Item 39 Service Lateral Connection	\$ 883,500.00	SLBE	CITY	—

A
45.67

① As appropriate, Bidder shall identify Subcontractor as one of the following and shall include a valid proof of certification (except for OBE, SLBE and ELBE):

- | | | | |
|---|--------|--|---------|
| Certified Minority Business Enterprise | MBE | Certified Woman Business Enterprise | WBE |
| Certified Disadvantaged Business Enterprise | DBE | Certified Disabled Veteran Business Enterprise | DVBE |
| Other Business Enterprise | OBE | Certified Emerging Local Business Enterprise | ELBE |
| Certified Small Local Business Enterprise | SLBE | Small Disadvantaged Business | SDB |
| Woman-Owned Small Business | WoSB | HUBZone Business | HUBZone |
| Service-Disabled Veteran Owned Small Business | SDVOSB | | |

② As appropriate, Bidder shall indicate if Subcontractor is certified by:

- | | | | |
|--|--------|--|----------|
| City of San Diego | CITY | State of California Department of Transportation | CALTRANS |
| California Public Utilities Commission | CPUC | San Diego Regional Minority Supplier Diversity Council | SRMSDC |
| State of California's Department of General Services | CADoGS | City of Los Angeles | LA |
| State of California | CA | U.S. Small Business Administration | SBA |

The Bidder will not receive any subcontracting participation percentages if the Bidder fails to submit the required proof of certification (except for OBE, SLBE and ELBE).

BIDDING DOCUMENTS

LIST OF SUBCONTRACTORS

In accordance with the requirements provided in the "Subletting and Subcontracting Fair Practices Act", Division 2, Part 1, Chapter 4 of the Public Contract Code, the Bidder shall list below the name and address of each Subcontractor who will perform work, labor, render services or specially fabricates and installs a portion [type] of the work or improvement, in an amount in excess of 0.5% of the Contractor's total Bid. The Bidder shall also list below the portion of the work which will be done by each subcontractor under this Contract. The Contractor shall list only one Subcontractor for each portion of the Work. The **DOLLAR VALUE** of the total Bid to be performed shall be stated for all subcontractors listed. Failure to comply with this requirement shall result in the Bid being rejected as **non-responsive** and ineligible for award. The Bidder's attention is directed to the Special Provisions - General; Paragraph 2-3 Subcontracts, which stipulates the percent of the Work to be performed with the Bidders' own forces. The Bidder shall list all SLBE, ELBE, DBE, DVBE, MBE, WBE, OBE, SDB, WoSB, HUBZone, and SDVOSB Subcontractors that Bidders are seeking recognition towards achieving any mandatory, voluntary, or both subcontracting participation percentages.

NAME, ADDRESS AND TELEPHONE NUMBER OF SUBCONTRACTOR	CONSTRUCTOR OR DESIGNER	TYPE OF WORK	DOLLAR VALUE OF SUBCONTRACT	MBE, WBE, DBE, DVBE, OBE, ELBE, SLBE, SDB, WoSB, HUBZone, OR SDVOSB [ⓐ]	WHERE CERTIFIED [ⓑ]	CHECK IF JOINT VENTURE PARTNERSHIP
Name: <u>RePipe California Inc.</u> Address: <u>5525 E. Gibraltar St.</u> City: <u>Ontario</u> State: <u>CA</u> Zip: <u>91764</u> Phone: <u>(909) 291-4050</u>	Constructor	Item 30 Rehabilitate 8" Sewer Main	\$ 862,614.50	—	—	—
Name: <u>Fisher Epoxy Solutions</u> Address: <u>P.O. Box 1360</u> City: <u>Higley</u> State: <u>AZ</u> Zip: <u>85236</u> Phone: <u>(480) 897-7820</u>	Constructor	Item 33. Rehab of exist. MH	\$ 29,777.30	WBE	SBA	—
Name: <u>Old Castle Precast</u> Address: <u>2511 Harmony Grove Rd.</u> City: <u>Escondido</u> State: <u>CA</u> Zip: <u>92029</u> Phone: <u>(760) 737-8590</u>	Constructor	Sewer manholes	\$ 18,900.00	—	—	—

ⓐ As appropriate, Bidder shall identify Subcontractor as one of the following and shall include a valid proof of certification (except for OBE, SLBE and ELBE):

Certified Minority Business Enterprise	MBE	Certified Woman Business Enterprise	WBE
Certified Disadvantaged Business Enterprise	DBE	Certified Disabled Veteran Business Enterprise	DVBE
Other Business Enterprise	OBE	Certified Emerging Local Business Enterprise	ELBE
Certified Small Local Business Enterprise	SLBE	Small Disadvantaged Business	SDB
Woman-Owned Small Business	WoSB	HUBZone Business	HUBZone
Service-Disabled Veteran Owned Small Business	SDVOSB		

ⓑ As appropriate, Bidder shall indicate if Subcontractor is certified by:

City of San Diego	CITY	State of California Department of Transportation	CALTRANS
California Public Utilities Commission	CPUC	San Diego Regional Minority Supplier Diversity Council	SRMSDC
State of California's Department of General Services	CADoGS	City of Los Angeles	LA
State of California	CA	U.S. Small Business Administration	SBA

The Bidder will not receive any subcontracting participation percentages if the Bidder fails to submit the required proof of certification (except for OBE, SLBE and ELBE).

BIDDING DOCUMENTS

LIST OF SUBCONTRACTORS

In accordance with the requirements provided in the "Subletting and Subcontracting Fair Practices Act", Division 2, Part 1, Chapter 4 of the Public Contract Code, the Bidder shall list below the name and address of each Subcontractor who will perform work, labor, render services or specially fabricates and installs a portion [type] of the work or improvement, in an amount in excess of 0.5% of the Contractor's total Bid. The Bidder shall also list below the portion of the work which will be done by each subcontractor under this Contract. The Contractor shall list only one Subcontractor for each portion of the Work. The **DOLLAR VALUE** of the total Bid to be performed shall be stated for all subcontractors listed. Failure to comply with this requirement shall result in the Bid being rejected as **non-responsive** and ineligible for award. The Bidder's attention is directed to the Special Provisions - General; Paragraph 2-3 Subcontracts, which stipulates the percent of the Work to be performed with the Bidders' own forces. The Bidder shall list all SLBE, ELBE, DBE, DVBE, MBE, WBE, OBE, SDB, WoSB, HUBZone, and SDVOSB Subcontractors that Bidders are seeking recognition towards achieving any mandatory, voluntary, or both subcontracting participation percentages.

NAME, ADDRESS AND TELEPHONE NUMBER OF SUBCONTRACTOR	CONSTRUCTOR OR DESIGNER	TYPE OF WORK	DOLLAR VALUE OF SUBCONTRACT	MBE, WBE, DBE, DVBE, OBE, ELBE, SLBE, SDB, WoSB, HUBZone, OR SDVOSB®	WHERE CERTIFIED®	CHECK IF JOINT VENTURE PARTNERSHIP
Name: Tunnel works . Services Inc. Address: 13502-H Whittier Blvd. #165 City: Whittier State: CA Zip: 90605 Phone: (562) 201-4036	Constructor	25, 26 & 40 curb inspections	\$ 117,199.29	—	—	—
Name: YBS Concrete Inc. Address: 821 Kuhn Dr #209 City: Chula Vista State: CA Zip: 91914 Phone: (619) 271-6122	Constructor	20-24 Curb Ramps	\$ 47,850.00	SLBE	CITY	—
Name: TELRA West Inc Address: 1061 Tia RRA Del Rey #204 City: Chula Vista State: CA Zip: 91910 Phone: 619-591-1007	Designer	WPCP	\$ 590.00	MBE	CADODOPS	—

- ① As appropriate, Bidder shall identify Subcontractor as one of the following and shall include a valid proof of certification (except for OBE, SLBE and ELBE):
- | | | | |
|---|--------|--|---------|
| Certified Minority Business Enterprise | MBE | Certified Woman Business Enterprise | WBE |
| Certified Disadvantaged Business Enterprise | DBE | Certified Disabled Veteran Business Enterprise | DVBE |
| Other Business Enterprise | OBE | Certified Emerging Local Business Enterprise | ELBE |
| Certified Small Local Business Enterprise | SLBE | Small Disadvantaged Business | SDB |
| Woman-Owned Small Business | WoSB | HUBZone Business | HUBZone |
| Service-Disabled Veteran Owned Small Business | SDVOSB | | |
- ② As appropriate, Bidder shall indicate if Subcontractor is certified by:
- | | | | |
|--|--------|--|----------|
| City of San Diego | CITY | State of California Department of Transportation | CALTRANS |
| California Public Utilities Commission | CPUC | San Diego Regional Minority Supplier Diversity Council | SRMSDC |
| State of California's Department of General Services | CADoGS | City of Los Angeles | LA |
| State of California | CA | U.S. Small Business Administration | SBA |

The Bidder will not receive any subcontracting participation percentages if the Bidder fails to submit the required proof of certification (except for OBE, SLBE and ELBE).

BIDDING DOCUMENTS

NAMED EQUIPMENT/MATERIAL SUPPLIER LIST

The Bidder seeking the recognition of equipment, materials, or supplies obtained from Suppliers towards achieving any mandatory, voluntary, or both subcontracting participation percentages shall list the Supplier(s) on the Named Equipment/Material Supplier List. The Named Equipment/Material Supplier List, at a minimum, shall have the name, locations (City) and the **DOLLAR VALUE** of the Suppliers. The Bidder will be credited up to 60% of the amount to be paid to the Suppliers for such materials and supplies unless vendor manufactures or substantially alters materials and supplies in which case 100% will be credited. The Bidder is to indicate (Yes/No) whether listed firm is a supplier or manufacturer. In calculating the subcontractor participation percentages, vendors/suppliers will receive 60% credit of the listed **DOLLAR VALUE**, whereas manufacturers will receive 100% credit. If no indication provided, listed firm will be credited at 60% of the listed dollar value for purposes of calculating the Subcontractor Participation Percentage, Suppliers will receive 60% credit of the listed **DOLLAR VALUE**, whereas manufacturers will receive 100% credit. If no indication provided, listed firm will be credited at 60% of the listed **DOLLAR VALUE** for purposes of calculating the subcontractor participation percentages.

NAME, ADDRESS AND TELEPHONE NUMBER OF VENDOR/SUPPLIER	MATERIALS OR SUPPLIES	DOLLAR VALUE OF MATERIAL OR SUPPLIES	SUPPLIER (Yes/No)	MANUFACTURER (Yes/No)	MBE, WBE, DBE, DVBE, OBE, ELBE, SLBE, SDB, WoSB, HUBZone, OR SDVOSB ^①	WHERE CERTIFIED ②
Name: <u>Pipe Lining Supply Inc.</u> Address: <u>2970 E. La Palma Ave Ste. J</u> City: <u>Anaheim</u> State: <u>CA</u> Zip: <u>92806</u> Phone: <u>(714) 630-6311</u>	<u>Lateral Lining materials</u>	<u>\$261,012.25</u>	<u>Yes</u>	<u>NO</u>	<u>DBE</u>	<u>Caltrans</u>
Name: _____ Address: _____ City: _____ State: _____ Zip: _____ Phone: _____						
Name: _____ Address: _____ City: _____ State: _____ Zip: _____ Phone: _____						

- ① As appropriate, Bidder shall identify Vendor/Supplier as one of the following and shall include a valid proof of certification (except for OBE, SLBE and ELBE):
- | | | | |
|---|--------|--|---------|
| Certified Minority Business Enterprise | MBE | Certified Woman Business Enterprise | WBE |
| Certified Disadvantaged Business Enterprise | DBE | Certified Disabled Veteran Business Enterprise | DVBE |
| Other Business Enterprise | OBE | Certified Emerging Local Business Enterprise | ELBE |
| Certified Small Local Business Enterprise | SLBE | Small Disadvantaged Business | SDB |
| Woman-Owned Small Business | WoSB | HUBZone Business | HUBZone |
| Service-Disabled Veteran Owned Small Business | SDVOSB | | |
- ② As appropriate, Bidder shall indicate if Vendor/Supplier is certified by:
- | | | | |
|--|--------|--|----------|
| City of San Diego | CITY | State of California Department of Transportation | CALTRANS |
| California Public Utilities Commission | CPUC | San Diego Regional Minority Supplier Diversity Council | SRMSDC |
| State of California's Department of General Services | CADoGS | City of Los Angeles | LA |
| State of California | CA | U.S. Small Business Administration | SBA |

The Bidder will not receive any subcontracting participation percentages if the Bidder fails to submit the required proof of certification (except for OBE, SLBE and ELBE).

BIDDING DOCUMENTS

OMB Control No.: 2090-0030
 Approved: 05/01/2008
 Approval Expires: 01/31/2011



Environmental
 Protection Agency

**Disadvantaged Business Enterprise Program
 DBE Subcontractor Performance Form**

NAME OF SUBCONTRACTOR Pipe Lining Supply, Inc		PROJECT NAME PIPELINE REHABILITATION S-1
ADDRESS 2970 E La Palma Ave # J Arcadia, CA 92806		BID/PROPOSAL NO. K-12-6582-DBB-3-C
TELEPHONE NO. 714-630-6311		EMAIL ADDRESS linda@pipeliningupply.com
PRIME CONTRACTOR NAME BURTECH PIPELINE INCORPORATED		
CONTRACT ITEM NO.	ITEM OF WORK OR DESCRIPTION OF SERVICES	PRICE OF WORK SUBMITTED TO PRIME CONTRACTOR
35 & 37	lateral lining materials	\$ 261,012.25
Currently certified as an MBE or WBE under EPA's DBE Program? <input checked="" type="checkbox"/> Yes <input type="checkbox"/> No Signature of Prime Contractor <u>[Signature]</u> Date <u>5/23/12</u> Print Name Title <u>Dominic Burtech, President & CEO</u> Signature of Subcontractor <u>[Signature]</u> Date <u>5-10-2012</u> Print Name Title <u>Linda Hester</u>		

*Subcontractor is defined as companies, firm, joint venture, or individual who enters into an agreement with a contractor to provide services pursuant to an EPA award of financial assistance

BIDDING DOCUMENTS

OMB Control No.: 2090-0030
 Approved: 05/01/2008
 Approval Expires: 01/31/2011



Environmental
 Protection Agency

**Disadvantaged Business Enterprise Program
 DBE Subcontractor Performance Form**

NAME OF SUBCONTRACTOR		PROJECT NAME
M. Baker Concrete Cutting, Inc. dba: Baker's Concrete Cutting		PIPELINE REHABILITATION S-1
ADDRESS		BID/PROPOSAL NO.
PO Box 848, San Marcos, CA 92079		K-12-5582-DBB-3-C
TELEPHONE NO.		EMAIL ADDRESS
760-744-1679		bakersadmin@peoplepc.com / laydeboss@aol.com
PRIME CONTRACTOR NAME BURTECH PIPELINE INCORPORATED		
CONTRACT ITEM NO.	ITEM OF WORK OR DESCRIPTION OF SERVICES	PRICE OF WORK SUBMITTED TO PRIME CONTRACTOR
27, 28, 31, 32, 34 & 36	Saw Cutting for Asphalt and Concrete	\$9,457.20
Currently certified as an MBE or WBE under EPA's DBE Program? <u>XXX</u> Yes <u> </u> No Signature of Prime Contractor Date Print Name Title <u>Dom Burtech, President & CEO</u> <u>5/23/12</u> Signature of Subcontractor Date <u>5/23/12</u> MARY BAKER, President Print <u>LESLIE JOERIN, ADMIN. ASST.</u> Name Title		

*Subcontractor is defined as companies, firm, joint venture, or individual who enters into an agreement with a contractor to provide services pursuant to an EPA award of financial assistance

BIDDING DOCUMENTS

OMB Control No.: 2090-0030
 Approved: 05/01/2008
 Approval Expires: 01/31/2011



Environmental
 Protection Agency

**Disadvantaged Business Enterprise Program
 DBE Subcontractor Performance Form**

NAME OF SUBCONTRACTOR SAFE-T-LITE RENTALS		PROJECT NAME PIPELINE REHABILITATION S-1
ADDRESS 777 Gable Way, El Cajon, CA 92022		BID/PROPOSAL NO. K-12-5582-DBB-3-C
TELEPHONE NO. 619-441-3644		EMAIL ADDRESS bob@hudsonsafetlite.com
PRIME CONTRACTOR NAME BURTECH PIPELINE INCORPORATED		
CONTRACT ITEM NO.	ITEM OF WORK OR DESCRIPTION OF SERVICES BID TO PRIME	PRICE OF WORK SUBMITTED TO PRIME CONTRACTOR
4	TRAFFIC CONTROL DESIGN	\$14,300.00
Currently certified as an MBE or WBE under EPA's DBE Program? <input checked="" type="checkbox"/> Yes <input type="checkbox"/> No Signature of Prime Contractor <u>[Signature]</u> Date <u>5/23/12</u> Print Name Title <u>Dominic Burtech, President & CEO</u> Signature of Subcontractor <u>[Signature]</u> Date <u>5-22-12</u> Print Name Title <u>Bob Eichhurs</u> <u>VICE PRESIDENT</u>		

*Subcontractor is defined as companies, firm, joint venture, or individual who enters into an agreement with a contractor to provide services pursuant to an EPA award of financial assistance

BIDDING DOCUMENTS

OMB Control No.: 2090-0030
 Approved: 05/01/2008
 Approval Expires: 01/31/2011



Environmental
 Protection Agency

**Disadvantaged Business Enterprise Program
 DBE Subcontractor Performance Form**

NAME OF SUBCONTRACTOR Terra West Inc.		PROJECT NAME PIPELINE REHABILITATION S-1
ADDRESS 1061 Tierra Del Rey Ste. 204, Chula Vista, CA 91910		BID/PROPOSAL NO. K-12-5582-DBB-3-C
TELEPHONE NO. 619-591-1007		EMAIL ADDRESS roberto@terrawestinc.com
PRIME CONTRACTOR NAME BURTECH PIPELINE INCORPORATED		
CONTRACT ITEM NO.	ITEM OF WORK OR DESCRIPTION OF SERVICES BID TO PRIME	PRICE OF WORK SUBMITTED TO PRIME CONTRACTOR
18	Water Pollution Control Plan Development	\$ 590.00
Currently certified as an MBE or WBE under EPA's DBE Program? <u>XXX</u> Yes <u> </u> No Signature of Prime Contractor <u>[Signature]</u> Date <u>5/23/12</u> Print Name Title <u>Dominic Burtech, President & CEO</u> Signature of Subcontractor <u>[Signature]</u> Date <u>5/23/12</u> Print Name Title <u>Roberto Tassada, President</u>		

¹Subcontractor is defined as companies, firm, joint venture, or individual who enters into an agreement with a contractor to provide services pursuant to an EPA award of financial assistance

BIDDING DOCUMENTS

OMB Control No.: 2090-0030
Approved: 05/01/2008
Approval Expires: 01/31/2011



Environmental
Protection Agency

Disadvantaged Business Enterprise Program
DBE Subcontractor Performance Form

NAME OF SUBCONTRACTOR <i>Fisher Epoxy Solutions</i>		PROJECT NAME PIPELINE REHABILITATION S-1
ADDRESS <i>PO Box 1360 HIGLEY AZ 85236</i>		BID/PROPOSAL NO. K-12-5582-DBB-3-C
TELEPHONE NO. <i>(480) 897-7824</i>		EMAIL ADDRESS <i>lmetlett@fisher-shotcrete.com</i>
PRIME CONTRACTOR NAME <i>BURTECH PIPELINE INCORPORATED</i>		
CONTRACT ITEM NO.	ITEM OF WORK OR DESCRIPTION OF SERVICES BID TO PRIME	PRICE OF WORK SUBMITTED TO PRIME CONTRACTOR
<i>33</i>	<i>Rehabilitate existing Manhole, 14 ea</i>	<i>\$29,777.30</i>

Currently certified as an MBE or WBE under EPA's DBE Program? Yes No

Signature of

Prime Contractor Date Print Name Title *Dominic Burtech, President & CEO 5/23/12*

Laurie Mellett Signature of Subcontractor

Date *5/15/12* *Laurie Mellett* Print

Name Title *Operations Director*

*Subcontractor is defined as companies, firm, joint venture, or individual who enters into an agreement with a contractor to provide services pursuant to an EPA award of financial assistance

BIDDING DOCUMENTS

OMB Control No.: 2090-0030
 Approved: 05/01/2008
 Approval Expires: 01/31/2011



Environmental
 Protection Agency

**Disadvantaged Business Enterprise Program
 DBE Subcontractor Performance Form**

NAME OF SUBCONTRACTOR		PROJECT NAME
OLDCASTLE PRECAST		PIPELINE REHABILITATION S-1
ADDRESS		BID/PROPOSAL NO.
2511 HARMONY GROVE RD.		K-12-5582-DBB-3-C
TELEPHONE NO.		EMAIL ADDRESS
(760) 705-3122		robert.lara@oldcastleprecast.com
PRIME CONTRACTOR NAME BURTECH PIPELINE INCORPORATED		
CONTRACT ITEM NO.	ITEM OF WORK OR DESCRIPTION OF SERVICES BID TO PRIME	PRICE OF WORK SUBMITTED TO PRIME CONTRACTOR
28	MH - REPLACE IN PLACE (4'x3')	18,200. ⁰⁰
29	MH-GRADE RING, FRAME & COVER REPLACEMENT CEMENT	700.00
Currently certified as an MBE or WBE under EPA's DBE Program? <input type="checkbox"/> Yes <input checked="" type="checkbox"/> No Signature of Prime Contractor <u>Dominic J. Burtech, President & CEO</u> <u>5/23/12</u> Signature of Subcontractor Date <u>5/23/12</u> Print Name Title <u>Robert M. Lara</u> <u>Sales Manager</u>		

¹Subcontractor is defined as companies, firm, joint venture, or individual who enters into an agreement with a contractor to provide services pursuant to an EPA award of financial assistance

EPA FORM 6100-3 (DBE Subcontractor Performance Form)

BIDDING DOCUMENTS

OMB Control No.: 2090-0030
 Approved: 05/01/2008
 Approval Expires: 01/31/2011



Environmental
 Protection Agency

Disadvantaged Business Enterprise Program
 DBE Subcontractor Performance Form

NAME OF SUBCONTRACTOR REPIPE- CALIFORNIA, INC.		PROJECT NAME PIPELINE REHABILITATION S-1
ADDRESS 5525 E. GIBRALTAR STREET ONTARIO CA 91764		BID/PROPOSAL NO. K-12-5582-DBB-3-C
TELEPHONE NO. (909) 291-4050		EMAIL ADDRESS tlyon@teamipr.com
PRIME CONTRACTOR NAME BURTECH PIPELINE INCORPORATED		
CONTRACT ITEM NO.	ITEM OF WORK OR DESCRIPTION OF SERVICES BID TO PRIME	PRICE OF WORK SUBMITTED TO PRIME CONTRACTOR
30.	REHABILITATE 8-INCH SEWER MAIN	\$ 862,614.50
Currently certified as an MBE or WBE under EPA's DBE Program? Yes <input checked="" type="checkbox"/> No <input type="checkbox"/>		
Signature of Prime Contractor Date Print Name Title Dominic Burtech, President & CEO 5/23/12		
Signature of Subcontractor Thomas Lyon		
Date 5-23-12 Print		
Name Title THOMAS LYON - VICE PRESIDENT & ASST. SECRETARY		

¹Subcontractor is defined as companies, firm, joint venture, or individual who enters into an agreement with a contractor to provide services pursuant to an EPA award of financial assistance

BIDDING DOCUMENTS

OMB Control No.: 2090-0030

Approved: 05/01/2008

Approval Expires: 01/31/2011



Environmental Protection Agency

Disadvantaged Business Enterprise Program DBE Subcontractor Performance Form

NAME OF SUBCONTRACTOR YBS Concrete Inc		PROJECT NAME Pipeline Rehabilitation S-1
ADDRESS 821 Kuhn Dr. suite # 209 Chula Vista, CA 91914		BID/PROPOSAL NO. K-12-5552-DBB-3-4
TELEPHONE NO. (619) 271-6122 (619) 207-0008		EMAIL ADDRESS ybs.concrete@yahoo.com
PRIME CONTRACTOR NA <u>Burtech Pipeline Inc.</u>		
CONTRACT ITEM NO.	ITEM OF WORK OR DESCRIPTION OF SERVICES BID TO PRIME	PRICE OF WORK SUBMITTED TO PRIME CONTRACTOR
20-24	Curb Ramps Curb & Gutter SIDEWALK	\$ 47,850.00
Currently certified as an MBE or WBE under EPA's DBE Program? Yes <input checked="" type="checkbox"/> No		
Signature of Prime Contractor <u>Domino J. Burtech, President & CEO</u> Date <u>5/23/12</u>		
Signature of Subcontractor <u>Robert Sanchez</u> Date <u>5-22-12</u>		
Name Title <u>President</u>		

Subcontractor is defined as companies, firm, joint venture, or individual who enters into an agreement with a contractor to provide services pursuant to an EPA award of financial assistance

EPA FORM 6100-3 (DBE Subcontractor Performance Form)

EPA FORM 6100-3 DBE Subcontractor Performance Form (Rev. June 2011)
Pipeline Rehabilitation S-1

BIDDING DOCUMENTS

OMB Control No.: 2090-0030
 Approved: 05/01/2008
 Approval Expires: 01/31/2011



Environmental
 Protection Agency

**Disadvantaged Business Enterprise Program
 DBE Subcontractor Performance Form**

NAME OF SUBCONTRACTOR <i>Tunnelworks Services Inc.</i>		PROJECT NAME PIPELINE REHABILITATION S-1
ADDRESS <i>13502-H Whittier Blvd. Ste 165 Whittier CA 90605</i>		BID/PROPOSAL NO. K-12-5582-DBB-3-C
TELEPHONE NO. <i>562-201-4036</i>	EMAIL ADDRESS <i>tunnelworksservices@gmail.com</i>	
PRIME CONTRACTOR NAME BURTECH PIPELINE INCORPORATED		
CONTRACT ITEM NO.	ITEM OF WORK OR DESCRIPTION OF SERVICES BID TO PRIME	PRICE OF WORK SUBMITTED TO PRIME CONTRACTOR
<i>25</i>	<i>Final video for acceptance</i>	<i>17,986.43</i>
<i>26</i>	<i>cleaning and televising</i>	<i>35,972.86</i>
<i>40</i>	<i>Lateral Launch video</i>	<i>63,240.00</i>
		<u><i>117,199.29</i></u>
Currently certified as an MBE or WBE under EPA's DBE Program? Yes <input type="checkbox"/> No <input checked="" type="checkbox"/>		
Signature of Prime Contractor <i>[Signature]</i> Date <i>5/23/12</i> Print Name Title <i>Dominic Burtech, President & CEO</i>		
Signature of Subcontractor <i>[Signature]</i> Date <i>MAY 23 2012</i> Print Name Title <i>William W. [Signature] President</i>		

*Subcontractor is defined as companies, firm, joint venture, or individual who enters into an agreement with a contractor to provide services pursuant to an EPA award of financial assistance

BIDDING DOCUMENTS

OMB Control No.: 2090-0030
 Approved: 05/01/2008
 Approval Expires: 01/31/2011



Environmental
 Protection Agency

**Disadvantaged Business Enterprise Program
 DBE Subcontractor Performance Form**

NAME OF SUBCONTRACTOR ARROW PIPELINE REPAIR		PROJECT NAME PIPELINE REHABILITATION S-1
ADDRESS 1330 Park Center Drive #101, Vista, CA 92081		BID/PROPOSAL NO. K-12-5582-DBB-3-C
TELEPHONE NO. 760-476-9388		EMAIL ADDRESS tholland@arrowpipeline.com
PRIME CONTRACTOR NAME BURTECH PIPELINE INCORPORATED		
CONTRACT ITEM NO.	ITEM OF WORK OR DESCRIPTION OF SERVICES BID TO PRIME	PRICE OF WORK SUBMITTED TO PRIME CONTRACTOR
39	SERVICE LATERAL CONNECTION & SEALING	\$883,500.00
Currently certified as an MBE or WBE under EPA's DBE Program? <input checked="" type="checkbox"/> Yes <input type="checkbox"/> No Signature of Prime Contractor Date <u>5/23/12</u> Print Name Title <u>Dominic Burtech, President & CEO</u> Signature of Subcontractor Date <u>5/23/12</u> Print Name Title <u>Lane Post, President</u>		

¹Subcontractor is defined as companies, firm, joint venture, or individual who enters into an agreement with a contractor to provide services pursuant to an EPA award of financial assistance

BIDDING DOCUMENTS



Environmental
Protection Agency

OMB Control No.: 2090-0030
Approved: 05/01/2008
Approval Expires: 01/31/2011

**Disadvantaged Business Enterprise Program
DBE Subcontractor Utilization Form**

BID/PROPOSAL NO. K-12-5582-DBB-3-C	PROJECT NAME PIPELINE REHABILITATION S-1
NAME OF PRIME BIDDER/PROPOSER BURTECH PIPELINE INCORPORATED	E-MAIL ADDRESS buddy@burtechpipeline.com
ADDRESS 102 SECOND STREET, ENCINITAS, CA 92024	
TELEPHONE NO. (760) 634-2822	FAX NO. (760) 634-2415

The following subcontracts will be used on this project:

COMPANY ADDRESS, NUMBER, AND ADDRESS	NAME, PHONE AND E-MAIL	TYPE OF WORK TO BE PERFORMED	ESTIMATED DOLLAR AMOUNT	CURRENTLY CERTIFIED AS AN MBE OR WBE?
PipeLining Supply Inc. 2970 E. La Palma Ave. #J, Anaheim, CA 92806 (714) 630-6311 linda@pipeliningsupply.com		supply of lateral lining materials	\$ 261,012.25	WBE

I certify under penalty of perjury that the foregoing statements are true and correct. In the event of a replacement of a subcontractor, I will adhere to the replacement requirements set forth in 40 CFR Part 33 Section 33-302 (c)

Signature of Prime Contractor

5/23/12
Date

DOMINIC BURTECH
Print Name

PRESIDENT & CEO
Title

¹Subcontractor is defined as companies, firm, joint venture, or individual who enters into an agreement with a contractor to provide services pursuant to an EPA award of financial assistance

BIDDING DOCUMENTS

OMB Control No.: 2090-0030
 Approved: 05/01/2008
 Approval Expires: 01/31/2011



Environmental
 Protection Agency

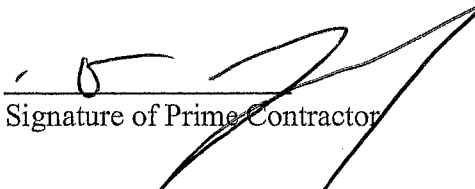
**Disadvantaged Business Enterprise Program
 DBE Subcontractor Utilization Form**

BID/PROPOSAL NO. K-12-5582-DBB-3-C	PROJECT NAME PIPELINE REHABILITATION S-1
NAME OF PRIME BIDDER/PROPOSER BURTECH PIPELINE INCORPORATED	E-MAIL ADDRESS buddy@burtechpipeline.com
ADDRESS 102 SECOND STREET, ENCINITAS, CA 92024	
TELEPHONE NO. (760) 634-2822	FAX NO. (760) 634-2415

The following subcontracts will be used on this project:

COMPANY ADDRESS, NUMBER, AND ADDRESS	NAME, PHONE AND E-MAIL	TYPE OF WORK TO BE PERFORMED	ESTIMATED DOLLAR AMOUNT	CURRENTLY CERTIFIED AS AN MBE OR WBE?
Baker's Concrete Cutting P.O. Box 848, San Marcos, CA 92079 (760) 744-1679 bakersadmin@peoplepc.com		saw cutting	\$ 9,457.20	WBE

I certify under penalty of perjury that the foregoing statements are true and correct. In the event of a replacement of a subcontractor, I will adhere to the replacement requirements set forth in 40 CFR Part 33 Section 33-302 (c)


 Signature of Prime Contractor

5/23/12
 Date

DOMINIC BURTECH
 Print Name

PRESIDENT & CEO
 Title

¹Subcontractor is defined as companies, firm, joint venture, or individual who enters into an agreement with a contractor to provide services pursuant to an EPA award of financial assistance

BIDDING DOCUMENTS

OMB Control No.: 2090-0030
 Approved: 05/01/2008
 Approval Expires: 01/31/2011



Environmental
 Protection Agency


**Disadvantaged Business Enterprise Program
 DBE Subcontractor Utilization Form**

BID/PROPOSAL NO. K-12-5582-DBB-3-C	PROJECT NAME PIPELINE REHABILITATION S-1
NAME OF PRIME BIDDER/PROPOSER BURTECH PIPELINE INCORPORATED	E-MAIL ADDRESS buddy@burtechpipeline.com
ADDRESS 102 SECOND STREET, ENCINITAS, CA 92024	
TELEPHONE NO. (760) 634-2822	FAX NO. (760) 634-2415

The following subcontracts will be used on this project:

COMPANY ADDRESS, NUMBER, AND ADDRESS	NAME, PHONE AND E-MAIL	TYPE OF WORK TO BE PERFORMED	ESTIMATED DOLLAR AMOUNT	CURRENTLY CERTIFIED AS AN MBE OR WBE?
Safet-Lite Rentals 777 Gable Way, El Cajon, CA 92022 (619) 441-3644 bob@hudsonsafetlite.com		Item 4 Traffic Control Design	\$ 14,300.00	WBE

I certify under penalty of perjury that the foregoing statements are true and correct. In the event of a replacement of a subcontractor, I will adhere to the replacement requirements set forth in 40 CFR Part 33 Section 33-302 (c)


 Signature of Prime Contractor

5/23/12
 Date

DOMINIC BURTECH
 Print Name

PRESIDENT & CEO
 Title

¹Subcontractor is defined as companies, firm, joint venture, or individual who enters into an agreement with a contractor to provide services pursuant to an EPA award of financial assistance

BIDDING DOCUMENTS

OMB Control No.: 2090-0030
 Approved: 05/01/2008
 Approval Expires: 01/31/2011



Environmental
 Protection Agency

**Disadvantaged Business Enterprise Program
 DBE Subcontractor Utilization Form**

BID/PROPOSAL NO. K-12-5582-DBB-3-C	PROJECT NAME PIPELINE REHABILITATION S-1
NAME OF PRIME BIDDER/PROPOSER BURTECH PIPELINE INCORPORATED	E-MAIL ADDRESS buddy@burtechpipeline.com
ADDRESS 102 SECOND STREET, ENCINITAS, CA 92024	
TELEPHONE NO. (760) 634-2822	FAX NO. (760) 634-2415

The following subcontracts will be used on this project:				
COMPANY ADDRESS, NUMBER, AND ADDRESS	NAME, PHONE AND E-MAIL	TYPE OF WORK TO BE PERFORMED	ESTIMATED DOLLAR AMOUNT	CURRENTLY CERTIFIED AS AN MBE OR WBE?
Terra West Inc. 1061 Tierra Del Rey Ste. 204, Chula Vista, CA 91910 (619) 591-1007 roberto@terrawestinc.com		18 - water Pollution Control Plan Development	\$ 590.00	MBE

I certify under penalty of perjury that the foregoing statements are true and correct. In the event of a replacement of a subcontractor, I will adhere to the replacement requirements set forth in 40 CFR Part 33 Section 33-302 (c)

 Signature of Prime Contractor

5/23/12

 Date

DOMINIC BURTECH
 Print Name

PRESIDENT & CEO
 Title

¹Subcontractor is defined as companies, firm, joint venture, or individual who enters into an agreement with a contractor to provide services pursuant to an EPA award of financial assistance

BIDDING DOCUMENTS

OMB Control No.: 2090-0030
 Approved: 05/01/2008
 Approval Expires: 01/31/2011



Environmental
 Protection Agency


**Disadvantaged Business Enterprise Program
 DBE Subcontractor Utilization Form**

BID/PROPOSAL NO. K-12-5582-DBB-3-C	PROJECT NAME PIPELINE REHABILITATION S-1
NAME OF PRIME BIDDER/PROPOSER BURTECH PIPELINE INCORPORATED	E-MAIL ADDRESS buddy@burtechpipeline.com
ADDRESS 102 SECOND STREET, ENCINITAS, CA 92024	
TELEPHONE NO. (760) 634-2822	FAX NO. (760) 634-2415

The following subcontracts will be used on this project:

COMPANY ADDRESS, NUMBER, AND ADDRESS	NAME, PHONE AND E-MAIL	TYPE OF WORK TO BE PERFORMED	ESTIMATED DOLLAR AMOUNT	CURRENTLY CERTIFIED AS AN MBE OR WBE?
Fisher Epoxy Solutions P.O. Box 1360, Higley, AZ 85236 (480) 897-7824 lmellet@fishershotcrete.com		Item 33 Rehabilitation of Exst. manhole	\$ 29,777.30	WBE

I certify under penalty of perjury that the foregoing statements are true and correct. In the event of a replacement of a subcontractor, I will adhere to the replacement requirements set forth in 40 CFR Part 33 Section 33-302 (c)


 Signature of Prime Contractor

 Date

 Date

DOMINIC BURTECH
 Print Name

PRESIDENT & CEO
 Title

¹Subcontractor is defined as companies, firm, joint venture, or individual who enters into an agreement with a contractor to provide services pursuant to an EPA award of financial assistance

BIDDING DOCUMENTS

OMB Control No.: 2090-0030
 Approved: 05/01/2008
 Approval Expires: 01/31/2011



Environmental
 Protection Agency

**Disadvantaged Business Enterprise Program
 DBE Subcontractor Utilization Form**

BID/PROPOSAL NO. K-12-5582-DBB-3-C	PROJECT NAME PIPELINE REHABILITATION S-1
NAME OF PRIME BIDDER/PROPOSER BURTECH PIPELINE INCORPORATED	E-MAIL ADDRESS buddy@burtechpipeline.com
ADDRESS 102 SECOND STREET, ENCINITAS, CA 92024	
TELEPHONE NO. (760) 634-2822	FAX NO. (760) 634-2415

The following subcontracts will be used on this project:				
COMPANY ADDRESS, NUMBER, AND ADDRESS	NAME, PHONE AND E-MAIL	TYPE OF WORK TO BE PERFORMED	ESTIMATED DOLLAR AMOUNT	CURRENTLY CERTIFIED AS AN MBE OR WBE?
Old Castle Precast Inc. 2511 Harmony Grove Rd. Escondido, CA 92029 (760) 737-8590 Robert.Lora@oldcastleprecast.com		Sewer manholes	\$ 18,900.00	NO

I certify under penalty of perjury that the foregoing statements are true and correct. In the event of a replacement of a subcontractor, I will adhere to the replacement requirements set forth in 40 CFR Part 33 Section 33-302 (c)


 Signature of Prime Contractor

5/23/12
 Date

DOMINIC BURTECH
 Print Name

PRESIDENT & CEO
 Title

¹Subcontractor is defined as companies, firm, joint venture, or individual who enters into an agreement with a contractor to provide services pursuant to an EPA award of financial assistance

BIDDING DOCUMENTS

OMB Control No.: 2090-0030
 Approved: 05/01/2008
 Approval Expires: 01/31/2011



Environmental
 Protection Agency

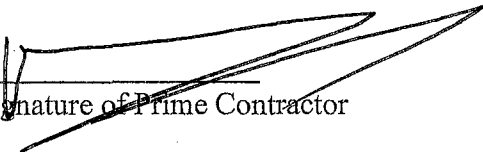
**Disadvantaged Business Enterprise Program
 DBE Subcontractor Utilization Form**

BID/PROPOSAL NO. K-12-5582-DBB-3-C	PROJECT NAME PIPELINE REHABILITATION S-1
NAME OF PRIME BIDDER/PROPOSER BURTECH PIPELINE INCORPORATED	E-MAIL ADDRESS buddy@burtechpipeline.com
ADDRESS 102 SECOND STREET, ENCINITAS, CA 92024	
TELEPHONE NO. (760) 634-2822	FAX NO. (760) 634-2415

The following subcontracts will be used on this project:

COMPANY ADDRESS, NUMBER, AND ADDRESS	NAME, PHONE AND E-MAIL	TYPE OF WORK TO BE PERFORMED	ESTIMATED DOLLAR AMOUNT	CURRENTLY CERTIFIED AS AN MBE OR WBE?
Retipe California Inc. 5525 E. Gibraltar St., Ontario, CA 91764 (909) 291-4050 tlyon@teamipr.com		Item 30. Rehabilitate 8" sewer main	\$ 862,614.50	NO

I certify under penalty of perjury that the foregoing statements are true and correct. In the event of a replacement of a subcontractor, I will adhere to the replacement requirements set forth in 40 CFR Part 33 Section 33-302 (c)


 Signature of Prime Contractor

5/23/12
 Date

DOMINIC BURTECH
 Print Name

PRESIDENT & CEO
 Title

¹Subcontractor is defined as companies, firm, joint venture, or individual who enters into an agreement with a contractor to provide services pursuant to an EPA award of financial assistance

BIDDING DOCUMENTS

OMB Control No.: 2090-0030
 Approved: 05/01/2008
 Approval Expires: 01/31/2011



Environmental
 Protection Agency

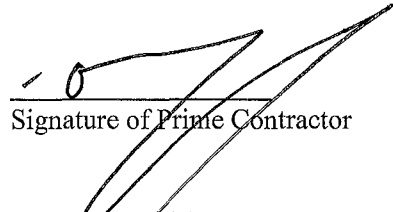
**Disadvantaged Business Enterprise Program
 DBE Subcontractor Utilization Form**

BID/PROPOSAL NO. K-12-5582-DBB-3-C	PROJECT NAME PIPELINE REHABILITATION S-1
NAME OF PRIME BIDDER/PROPOSER BURTECH PIPELINE INCORPORATED	E-MAIL ADDRESS buddy@burtechpipeline.com
ADDRESS 102 SECOND STREET, ENCINITAS, CA 92024	
TELEPHONE NO. (760) 634-2822	FAX NO. (760) 634-2415

The following subcontracts will be used on this project:

COMPANY NAME, ADDRESS, NUMBER, AND ADDRESS	NAME, PHONE AND E-MAIL	TYPE OF WORK TO BE PERFORMED	ESTIMATED DOLLAR AMOUNT	CURRENTLY CERTIFIED AS AN MBE OR WBE?
YBS Concrete Inc. 821 Kuhn Dr. # 209, Chula Vista, CA 91914 (619) 271-6122 ybsconcrete@yahoo.com		20-24 Curb Ramps	\$ 47,850.00	NO

I certify under penalty of perjury that the foregoing statements are true and correct. In the event of a replacement of a subcontractor, I will adhere to the replacement requirements set forth in 40 CFR Part 33 Section 33-302 (c)


 Signature of Prime Contractor

5/23/12
 Date

DOMINIC BURTECH
 Print Name

PRESIDENT & CEO
 Title

¹Subcontractor is defined as companies, firm, joint venture, or individual who enters into an agreement with a contractor to provide services pursuant to an EPA award of financial assistance

BIDDING DOCUMENTS

OMB Control No.: 2090-0030
 Approved: 05/01/2008
 Approval Expires: 01/31/2011



Environmental
 Protection Agency


**Disadvantaged Business Enterprise Program
 DBE Subcontractor Utilization Form**

BID/PROPOSAL NO. K-12-5582-DBB-3-C	PROJECT NAME PIPELINE REHABILITATION S-1
NAME OF PRIME BIDDER/PROPOSER BURTECH PIPELINE INCORPORATED	E-MAIL ADDRESS buddy@burtechpipeline.com
ADDRESS 102 SECOND STREET, ENCINITAS, CA 92024	
TELEPHONE NO. (760) 634-2822	FAX NO. (760) 634-2415

The following subcontracts will be used on this project:

COMPANY ADDRESS, NUMBER, AND ADDRESS	NAME, PHONE AND E-MAIL	TYPE OF WORK TO BE PERFORMED	ESTIMATED DOLLAR AMOUNT	CURRENTLY CERTIFIED AS AN MBE OR WBE?
Tunnelworks Service Inc. 13502-H Whittier Blvd #106, Whittier, CA 90605 (562) 201-4036 tunnelworks-services@gmail.com		Items 25, 26 & 40 CCTV Inspection	\$ 117,199.29	NO

I certify under penalty of perjury that the foregoing statements are true and correct. In the event of a replacement of a subcontractor, I will adhere to the replacement requirements set forth in 40 CFR Part 33 Section 33-302 (c)


 Signature of Prime Contractor

5/23/12
 Date

DOMINIC BURTECH
 Print Name

PRESIDENT & CEO
 Title

¹Subcontractor is defined as companies, firm, joint venture, or individual who enters into an agreement with a contractor to provide services pursuant to an EPA award of financial assistance

BUSINESS ENTERPRISE CERTIFICATE

BAKER'S CONCRETE CUTTING

558 CALLE DE CRISTO
SAN MARCOS, CA 92069

Owner: MARY BAKER

Business Structure: CORPORATION

STATE WOMEN BUSINESS ENTERPRISE

This certificate acknowledges that said firm is approved by the California Department of Transportation as a State Minority Business Enterprise or State Women Business Enterprise (or in some cases both) in accordance with Assembly Bill Number 486, Chapter 1329 and the California Public Code, Chapter 2.5 (commencing with Section 2056), for the following NAICS codes:

* 238910 Site Preparation Contractors

* Indicates primary NAICS code

CERTIFYING AGENCY:
DEPARTMENT OF TRANSPORTATION
3223 14TH STREET, MS 79
SACRAMENTO, CA 95814 0600
(916) 324-1700

Firm Number : 29943
Renewal Date : February 1, 2013


Janice Salais, CERTIFYING AGENCY REPRESENTATIVE

January 13, 2011

FROM BAKERS

FO 17606342415

at 5/16/2012 2:46 PM

010/010

BUSINESS ENTERPRISE CERTIFICATE

HUDSON SAFE-T-LITE RENTALS

777 GABLE WAY
EL CAJON, CA 92020

Owner: GEORGINA EICHHORST

Business Structure: CORPORATION

STATE WOMEN BUSINESS ENTERPRISE

NOT VALID FOR FEDERAL AID CONTRACTS

This certificate acknowledges that said firm is approved by the California Department of Transportation as a State Minority Business Enterprise or State Women Business Enterprise (or in some cases both) in accordance with Assembly Bill Number 486, Chapter 1329 and the California Public Code, Chapter 2.5 (commencing with Section 2050), for the following NAICS codes:

541330	Engineering Services
* 561990	All Other Support Services
423990	Other Miscellaneous Durable Goods Merchant Wholesalers
423610	Electrical Apparatus and Equipment, Wiring Supplies, and Related Equipment Merchant Whol
332999	All Other Miscellaneous Fabricated Metal Product Manufacturing

* Indicates primary NAICS code

CERTIFYING AGENCY:
DEPARTMENT OF TRANSPORTATION
1823 14TH STREET, MS 79
SACRAMENTO, CA 95814 0000
(916) 324-1700

Firm Number : 7250

Renewal Date : April 1, 2013

Janice Salais

March 25, 2011

Janice Salais, CERTIFYING AGENCY REPRESENTATIVE

**CALIFORNIA UNIFIED CERTIFICATION PROGRAM
DISADVANTAGED BUSINESS ENTERPRISE CERTIFICATE**

PIPE LINING SUPPLY

2970 E. LA PALMA AVENUE, SUITE J
ANAHEIM, CA 92806

Owner: LINDA HEISLER

Business Structure: SOLE PROPRIETORSHIP

This certificate acknowledges that said firm is approved by the California Unified Certification Program (CUCP) as a Disadvantaged Business Enterprise (DBE) as defined by the U.S. Department of Transportation (DOT) CFR 49 Part 26, as may be amended, for the following NAICS codes:

NAICS Code(s) * Indicates primary NAICS code

* 423390 Other Construction Material Merchant Wholesalers

424690 Other Chemical and Allied Products Merchant Wholesalers

423990 Other Miscellaneous Durable Goods Merchant Wholesalers

Work Category Code(s)

F5090 MISC DURABLE GOODS

F5160 CHEMICALS & ALLIED PRODUCTS

Licenses

CERTIFYING AGENCY:

DEPARTMENT OF TRANSPORTATION
1823 14TH STREET, MS 79
SACRAMENTO, CA 95811 0000
(916) 324-1700

UCP Firm Number : 34755



CUCP OFFICER

May 15, 2009

It is CUCP's policy and objective to promote and maintain a level playing field for DBEs in California on Federal-aid contracts. We ensure nondiscrimination in the award and administration of U.S. DOT assisted contracts based on the requirements of 49 CFR Parts 21 and 26.

CALIFORNIA UNIFIED CERTIFICATION PROGRAM DISADVANTAGED BUSINESS ENTERPRISE CERTIFICATE

TERRA WEST, INC

591 TELEGRAPH CANYON RD. #713
CHULA VISTA, CA 91910

Owner: ROBERTO TESSADA

Business Structure: CORPORATION

This certificate acknowledges that said firm is approved by the California Unified Certification Program (CUCP) as a Disadvantaged Business Enterprise (DBE) as defined by the U.S. Department of Transportation (DOT) CFR 49 Part 26, as may be amended, for the following NAICS codes:

NAICS Code(s) * Indicates primary NAICS code

* 237310 Highway, Street, and Bridge Construction

237110 Water and Sewer Line and Related Structures Construction

Work Category Code(s)

C2030 EROSION CONTROL

Licenses

A General Engineering Contractor

CALIFORNIA UNIFIED CERTIFICATION PROGRAM

CERTIFYING AGENCY:

ORANGE COUNTY TRANSPORTATION AUTHORITY (OCTA)
550 SOUTH MAIN STREET, PO BOX 14184
ORANGE, CA 92863 1584
(714) 560-5620

UCP Firm Number : 36931


CUCP OFFICER

August 18, 2008

It is CUCP's policy and objective to promote and maintain a level playing field for DBEs in California on Federal-aid contracts. We ensure nondiscrimination in the award and administration of U.S. DOT assisted contracts based on the requirements of 49 CFR Parts 21 and 26.



TERRA WEST, INC - #44127

SUPPLIER PROFILE			
Legal Business Name	TERRA WEST, INC		
Doing Business As	TERRA WEST, INC		
Address	591 TELEGRAPH CANYON RD #713 CHULA VISTA, CA 91910	Phone	(619) 591-1007
		FAX	(619) 568-3475
Email	roberto@terrawestinc.com		
Business Types	Construction		
Service Areas	Imperial, Los Angeles, Orange, San Diego,		
Keywords	EROSION CONTROL; SEDIMENT CONTROL, SWPPP, WPCP, WATER QUALITY, STORM DRAIN, HIGHWAY, ROADWAY, SLOPE STABILIZATION, STORM SEWER, FIBER ROLLS, SILT FENCE, SEWER, WATER, CULVERT, PIPE, STABILIZED CONSTRUCTION ENTRANCE, HYDROSEED		
Construction License Types A - General Engineering			
Classifications	701315 - Land and soil protection 701718 - Drainage services 721410 - Highway and road construction services 721411 - Infrastructure building and surfacing and paving services 771217 - Water pollution		

Active Certifications

TYPE	STATUS	FROM	TO
SB (Micro)	Approved	Sep 23, 2009	Sep 30, 2011

Certification History

TYPE	STATUS	FROM	TO
SB (Micro)	Expired	Feb 19, 2008	Oct 31, 2009
SB	Expired	Feb 14, 2007	Feb 29, 2008

SBA Search Results**Table Listing, where**

the firm is active in searches;
 the firm is at least one of: women owned, WOSB, EDWOSB, WOSB joint venture and/or EDWOSB joint venture;
 the firm is small in any of these NAICS codes: 238110;
 the profile location is in: 'AZ';
 the profile's Zip Code is "85295";
 and randomized by original start time of search: 2011-04-15 04:28:01 PM.

Data validation took 0.01 seconds. The count and search queries took 3.28 seconds and 3.39 seconds, respectively.

Displaying profiles 1 - 1 (of 1 profiles matching criteria):

View	Name and Trade Name of Firm	Contact	Address and City, State Zip	Capabilities Narrative
1	FISHER SHOTCRETE, INC. COMMERCIAL SHOTCRETE	LAUREL MELLETT	2480 S HIGLEY RD STE B GILBERT, AZ 85295-2146	

No more matches

delimited by:

- semi-colon and space (Windows Outlook)
- comma and space (Macintosh Outlook, other e-mailers)
- new line (Excel/database, vertical, best for mail-merge data source)
- tab (Excel/database, horizontal, but changed to spaces by Netscape 4)

Please notify CCR if you discover any inaccurate contact information (address, e-mail address, fax or phone number) in the way most convenient for you:

CCR Customer Service Contact Information
 Toll-Free Phone Number 1-888-227-2423
 Outside U.S.: 1-269-961-4725
 CCR: <http://www.ccr.gov>

The structure of this page was last updated 04/05/2011, as part of Small Business Source System 7.3.

This listing is from the SBA's **PRODUCTION** environment.
 URL: http://dsbs.sba.gov/dsbs/search/dsp_profilelist.cfm?RequestTimeout=180

**SUPPLIER CLEARINGHOUSE
CERTIFICATE OF ELIGIBILITY**

CERTIFICATE EXPIRATION DATE: 05-20-2014

The Supplier Clearinghouse for the Utility Supplier Diversity Program of the California Public Utilities Commission hereby certifies that it has audited and verified the eligibility of:

***Fisher Shotcrete, Inc.
of Gilbert, Arizona as a WBE***

pursuant to Commission General Order 156, and the terms and conditions stipulated in the Verification Application Package. This Certificate shall be valid only with the Clearinghouse seal affixed hereto.

Eligibility must be maintained at all times, and renewed within 30 days of any changes in ownership or control. Failure to comply may result in a denial of eligibility. The Clearinghouse may reconsider certification if it is determined that such status was obtained by false, misleading or incorrect information. Decertification may occur if any verification criterion under which eligibility was awarded later becomes invalid due to Commission ruling. The Clearinghouse may request additional information or conduct on-site visits during the term of verification to verify eligibility.

This certification is valid only for the period that the above named firm remains eligible as determined by the Clearinghouse. Utility companies may direct inquiries concerning this Certificate to the Clearinghouse at 800-359-7998 in Los Angeles.

VON: 11040083

Determination Date: 05-20-2011