

City of San Diego

CONTRACTOR'S NAME: _____
ADDRESS: _____
TELEPHONE NO.: _____ FAX NO.: _____
CITY CONTACT: DAMIAN SINGLETON - Contract Specialist, Email: dsingleton@sandiego.gov
Phone No. (619) 533-3482, Fax No. (619) 533-3633
DZHANG/BDORINGO/LS

CONTRACT DOCUMENTS

FOR

MISSION HILLS HISTORIC STREET LIGHTING

VOLUME 1 OF 2



BID NO.: _____ **K-13-5793-DBB-3**
SAP NO. (WBS/IO/CC): _____ **S-11008 / B-00709**
CLIENT DEPARTMENT: _____ **2113**
COUNCIL DISTRICT: _____ **2**
PROJECT TYPE: _____ **IH**

THIS CONTRACT IS SUBJECT TO THE FOLLOWING:

- THE CITY'S SUBCONTRACTING PARTICIPATION REQUIREMENTS FOR SLBE PROGRAM.
- BID DISCOUNT PROGRAM (The WHITEBOOK, SLBE-ELBE Program Requirements, Section IV(2))

BID DUE DATE:

2:00 PM
JUNE 19, 2013
CITY OF SAN DIEGO
PUBLIC WORKS DEPARTMENT
1010 SECOND AVENUE, SUITE 1400, MS 614C
SAN DIEGO, CA 92101

ENGINEER OF WORK

The engineering Specifications and Special Provisions contained herein have been prepared by or under the direction of the following Registered Engineer:

Ahmed Aburahma 4/30/2013 Seal
For City Engineer Date



TABLE OF CONTENTS

1. NOTICE INVITING BIDS.....	4-16
2. CONTRACT FORMS AGREEMENT.....	17-19
3. CONTRACT/AGREEMENTS ATTACHMENTS	20
1. Performance Bond and Labor and Materialmen’s Bond.....	21-22
2. Drug-Free Workplace.....	23
3. American with Disabilities Act (ADA) Compliance Certification	24
4. Contractor Standards - Pledge of Compliance Certificate.....	25
5. Affidavit of Disposal Certificate	26
6. Materials and Workmanship Compliance	27
7. Notice of Materials to be Used.....	28
4. SUPPLEMENTARY SPECIAL PROVISIONS	29-37
5. SUPPLEMENTARY SPECIAL PROVISIONS – APPENDICES.....	38
A. Addendum to a Mitigated Negative Declaration.....	39-79
B. Fire Hydrant Meter Program	80-93
C. Materials Typically Accepted by Certificate of Compliance	94-95
D. Sample City Invoice	96-97
E. Location Map.....	98-99
F. Sample Archaeology Invoice.....	100-102
G. Community-specified Streetlight Pole and Fixture Specifications and Sample Cut Sheets.....	103-114

CITY OF SAN DIEGO, CALIFORNIA

NOTICE INVITING BIDS

1. **RECEIPT AND OPENING OF BIDS:** Bids will be received at the Public Works Contracting Group at the location, time, and date shown on the cover of these specifications for performing work on **MISSION HILLS HISTORIC STREET LIGHTING** (Project).
2. **DESCRIPTION OF WORK:** The Work involves furnishing all labor, materials, equipment, services, and other incidental works and appurtenances for the construction of the Project as described below:

Furnish and install 116 new ornamental streetlights in District 3 Mission Hills MAD area, including removal and salvage 19 existing cobra streetlights in the same area. Connect streetlights to already installed adjacent pullboxes and pull cable to provide full functionality for the lighting systems.

2.1. The Work shall be performed in accordance with:

2.1.1. This Notice Inviting Bids and Plans numbered **36779-1-D** through **36779-43-D**, inclusive.

3. **EQUAL OPPORTUNITY.**

3.1. To The WHITEBOOK, Chapter 10, Sections D and E, DELETE in their entirety and SUBSTITUTE with the following:

D. CITY'S EQUAL OPPORTUNITY COMMITMENT.

1. Nondiscrimination in Contracting Ordinance.

1. The Contractor, Subcontractors and Suppliers shall comply with requirements of the City's Nondiscrimination in Contracting Ordinance, San Diego Municipal Code §§22.3501 through 22.3517.

The Contractor shall not discriminate on the basis of race, gender, religion, national origin, ethnicity, sexual orientation, age, or disability in the solicitation, selection, hiring, or treatment of subcontractors, vendors, or suppliers. The Contractor shall provide equal opportunity for subcontractors to participate in subcontracting opportunities. The Contractor understands and agrees that violation of this clause shall be considered a material breach of the contract and may result in contract termination, debarment, or other sanctions.

The Contractor shall include the foregoing clause in all contracts between the Contractor and Subcontractors and Suppliers.

2. Disclosure of Discrimination Complaints. As part of its Bid or Proposal, the Bidder shall provide to the City a list of all instances

within the past 10 years where a complaint was filed or pending against Bidder in a legal or administrative proceeding alleging that Bidder discriminated against its employees, subcontractors, vendors, or suppliers, and a description of the status or resolution of that complaint, including any remedial action taken.

3. Upon the City's request, the Contractor agrees to provide to the City, within 60 days, a truthful and complete list of the names of all Subcontractors and Suppliers that the Contractor has used in the past 5 years on any of its contracts that were undertaken within San Diego County, including the total dollar amount paid by the Contractor for each subcontract or supply contract.
4. The Contractor further agrees to fully cooperate in any investigation conducted by the City pursuant to the City's Nondiscrimination in Contracting Ordinance, Municipal Code §§22.3501 through 22.3517. The Contractor understands and agrees that violation of this clause shall be considered a material breach of the Contract and may result in remedies being ordered against the Contractor up to and including contract termination, debarment and other sanctions for violation of the provisions of the Nondiscrimination in Contracting Ordinance. The Contractor further understands and agrees that the procedures, remedies and sanctions provided for in the Nondiscrimination in Contracting Ordinance apply only to violations of the Ordinance.

E. EQUAL EMPLOYMENT OPPORTUNITY OUTREACH PROGRAM.

1. The Contractor, Subcontractors and Suppliers shall comply with the City's Equal Employment Opportunity Outreach Program, San Diego Municipal Code §§22.2701 through 22.2707.

The Contractor shall not discriminate against any employee or applicant for employment on any basis prohibited by law. Contractor shall provide equal opportunity in all employment practices. Prime Contractor shall ensure their subcontractors comply with this program. Nothing in this section shall be interpreted to hold a prime contractor liable for any discriminatory practice of its subcontractors.

The Contractor shall include the foregoing clause in all contracts between the Contractor and Subcontractors and Suppliers.

2. If the Contract is competitively solicited, the selected Bidder shall submit a Work Force Report (Form BB05), within 10 Working Days after receipt by the Bidder of Contract forms to the City for approval as specified in the Notice of Intent to Award letter from the City.

3. If a Work Force Report is submitted, and the City determines there are under-representations when compared to County Labor Force Availability data, the selected Bidder shall submit an Equal Employment Opportunity Plan.
4. If the selected Bidder submits an Equal Employment Opportunity Plan, it shall include the following assurances:
 1. The Contractor shall maintain a working environment free of discrimination, harassment, intimidation and coercion at all sites and in all facilities at which the Contractor's employees are assigned to work.
 2. The Contractor reviews its EEO Policy, at least annually, with all on-site supervisors involved in employment decisions.
 3. The Contractor disseminates and reviews its EEO Policy with all employees at least once a year, posts the policy statement and EEO posters on all company bulletin boards and job sites, and documents every dissemination, review and posting with a written record to identify the time, place, employees present, subject matter, and disposition of meetings.
 4. The Contractor reviews, at least annually, all supervisors' adherence to and performance under the EEO Policy and maintains written documentation of these reviews.
 5. The Contractor discusses its EEO Policy Statement with subcontractors with whom it anticipates doing business, includes the EEO Policy Statement in its subcontracts, and provides such documentation to the City upon request.
 6. The Contractor documents and maintains a record of all bid solicitations and outreach efforts to and from subcontractors, contractor associations and other business associations.
 7. The Contractor disseminates its EEO Policy externally through various media, including the media of people of color and women, in advertisements to recruit, maintains files documenting these efforts, and provides copies of these advertisements to the City upon request.
 8. The Contractor disseminates its EEO Policy to union and community organizations.
 9. The Contractor provides immediate written notification to the City when any union referral process has impeded the Contractor's efforts to maintain its EEO Policy.
 10. The Contractor maintains a current list of recruitment sources, including those outreaching to people of color and women, and provides written notification of employment opportunities to these recruitment sources with a record of the organizations' responses.

11. The Contractor maintains a current file of names, addresses and phone numbers of each walk-in applicant, including people of color and women, and referrals from unions, recruitment sources, or community organizations with a description of the employment action taken.
12. The Contractor encourages all present employees, including people of color and women employees, to recruit others.
13. The Contractor maintains all employment selection process information with records of all tests and other selection criteria.
14. The Contractor develops and maintains documentation for on-the-job training opportunities, participates in training programs, or both for all of its employees, including people of color and women, and establishes apprenticeship, trainee, and upgrade programs relevant to the Contractor's employment needs.
15. The Contractor conducts, at least annually, an inventory and evaluation of all employees for promotional opportunities and encourages all employees to seek and prepare appropriately for such opportunities.
16. The Contractor ensures the company's working environment and activities are non-segregated except for providing separate or single-user toilets and necessary changing facilities to assure privacy between the sexes.

4. SUBCONTRACTING PARTICIPATION PERCENTAGES.

4.1. The City has incorporated **mandatory** SLBE-ELBE subcontractor participation percentages to enhance competition and maximize subcontracting opportunities. For the purpose of achieving the mandatory subcontractor participation percentages, a recommended breakdown of the SLBE and ELBE subcontractor participation percentages based upon certified SLBE and ELBE firms has also been provided to achieve the mandatory subcontractor participation percentages:

1. SLBE participation	1.7%
2. ELBE participation	3.9%
3. Total mandatory participation	5.6%

4.2. The Bidders are strongly encouraged to attend the Pre-Bid Meeting to better understand the Good Faith Effort requirements of this contract. See the City's document titled "SLBE Program, Instructions For Bidders Completing The Good Faith Effort Submittal" available at: <http://www.sandiego.gov/eoc/>

4.3. The Bid will be declared non-responsive if the Bidder fails the following mandatory conditions:

- 4.3.1. Bidder's inclusion of SLBE-ELBE certified subcontractors at the overall mandatory participation percentage identified in this document; OR.
- 4.3.2. Bidder's submission of Good Faith Effort documentation demonstrating the Bidder made a good faith effort to outreach to and include SLBE-ELBE Subcontractors required in this document within 3 Working Day of the Bid opening if the overall mandatory participation percentage is not met.

5. PRE-BID MEETING:

- 5.1. There will be a Pre-Bid Meeting to discuss the scope of the Project, bidding requirements, pre-qualification process, and Equal Opportunity Contracting Program requirements and reporting procedures in the **Public Works Contracting Group, Conference Room at 1010 Second Avenue, Suite 1400, San Diego, CA 92101 at 10:00 A.M., on MAY 22nd, 2013.**
- 5.2. All potential bidders are encouraged to attend.
- 5.3. To request a copy of the agenda on an alternative format, or to request a sign language or oral interpreter for this meeting, call the Public Works Contracting Group at (619) 533-3450 at least 5 Working Days prior to the Pre-Bid Meeting to ensure availability.

6. CONTRACTOR REGISTRATION AND ELECTRONIC REPORTING SYSTEM:

- 6.1. **Prior** to the Award of the Contract or each Task Order, you and your Subcontractors and Suppliers **must** register with Prism®, the City's web-based contract compliance portal at:

<https://pro.prismcompliance.com/default.aspx>.

- 6.2. The City may not award the contract until registration of all subcontractors and suppliers is complete. In the event this requirement is not met within the time frame specified in the Notice of Intent to Award letter, the City reserves the right to rescind the Notice of Award / Intent to Award and to make the award to the next responsive and responsible bidder / proposer.

- 7. **CONSTRUCTION COST:** The City's estimated construction cost for this contract is **\$685,000.00.**

- 8. **LOCATION OF WORK:** The location of the Work is Council District 3 Mission Hills Maintenance Assessment District.

- 9. **CONTRACT TIME:** The Contract Time for completion of the Work shall be **120 Working Days.**

- 10. **CONTRACTOR'S LICENSE CLASSIFICATION:** In accordance with the provisions of California Law, the Contractor shall possess valid appropriate license(s) at the time that the Bid is submitted. Failure to possess the specified license(s) shall render the Bid as **non-responsive** and shall act as a bar to award of the Contract to any Bidder not possessing required license(s) at the time of Bid.

10.1. The City has determined the following licensing classifications for this contract:

Option	Classifications
1	CLASS A
2	C10

10.2. The Bidder shall satisfy the licensing requirement by meeting **at least** one of the listed options.

11. **JOINT VENTURE CONTRACTORS.** Provide a copy of the Joint Venture agreement and the Joint Venture license to the City within 10 Working Days after receiving the Contract forms. See 2-1.1.2, “Joint Venture Contractors” in The WHITEBOOK for details.

12. **WAGE RATES:** Prevailing wages are not applicable to this contract.

13. **INSURANCE REQUIREMENTS:**

13.1. All certificates of insurance and endorsements required by the contract are to be provided upon issuance of the City’s Notice of Intent to Award letter.

13.2. Refer to sections 7-3, “LIABILITY INSURANCE”, and 7-4, “WORKERS’ COMPENSATION INSURANCE” of the Supplementary Special Provisions (SSP) for the insurance requirements which must be met.

14. **PREQUALIFICATION OF CONTRACTORS:**

14.1. Contractors submitting Bid must be pre-qualified for the total amount proposed, inclusive of all alternate items prior to the date of submittal. Bids from contractors who have not been pre-qualified as applicable and Bids that exceed the maximum dollar amount at which contractors are pre-qualified will be deemed **non-responsive** and ineligible for award. Complete information and prequalification questionnaires are available at:

<http://www.sandiego.gov/cip/bidopps/prequalification.shtml>

14.2. The completed questionnaire, financial statement, and bond letter or a copy of the contractor’s SLBE-ELBE certification and bond letter, must be submitted no later than 2 weeks prior to the bid opening to the Public Works Department - Engineering & Capital Project, Prequalification Program, 1010 Second Avenue, Suite 1200, San Diego, CA 92101. For additional information or the answer to questions about the prequalification program, contact David Stucky at 619-533-3474 or dstucky@sandiego.gov.

15. **REFERENCE STANDARDS:** Except as otherwise noted or specified, the Work shall be completed in accordance with the following standards:

Title	Edition	Document Number
Standard Specifications for Public Works Construction (“The GREENBOOK”)	2012	PITS070112-01

Title	Edition	Document Number
City of San Diego Standard Specifications for Public Works Construction (“The WHITEBOOK”)*	2012	PITS070112-02
City of San Diego Standard Drawings*	2012	PITS070112-03
Caltrans Standard Specifications	2010	PITS070112-04
Caltrans Standard Plans	2010	PITS070112-05
California MUTCD	2012	PITS070112-06
City Standard Drawings - Updates Approved For Use (when specified)*	Varies	Varies
Standard Federal Equal Employment Opportunity Construction Contract Specifications and the Equal Opportunity Clause Dated 09-11-84	1984	769023
NOTE: Available online under Engineering Documents and References at: http://www.sandiego.gov/publicworks/edocref/index.shtml		

- 16. CITY'S RESPONSES AND ADDENDA:** The City at its option, may respond to any or all questions submitted in writing, via letter, or FAX in the form of an addendum. No oral comment shall be of any force or effect with respect to this solicitation. The changes to the Contract Documents through addendum are made effective as though originally issued with the Bid. The Bidders shall acknowledge the receipt of Addenda on the form provided for this purpose in the Bid.
- 17. CITY'S RIGHTS RESERVED:** The City reserves the right to cancel the Notice Inviting Bids at any time, and further reserves the right to reject submitted Bids, without giving any reason for such action, at its sole discretion and without liability. Costs incurred by the Bidder(s) as a result of preparing Bids under the Notice Inviting Bids shall be the sole responsibility of each bidder. The Notice Inviting Bids creates or imposes no obligation upon the City to enter a contract.
- 18. CONTRACT PRICING FORMAT:** This solicitation is for a Lump Sum contract with Unit Price provisions as set forth in the Bid Proposal Form(s), Volume 2.
- 19. SUBMITTAL OF “OR EQUAL” ITEMS:** See Section 4-1.6, “Trade Names or Equals” in The WHITEBOOK and as amended in the SSP.
- 20. AWARD PROCESS:**
- 20.1.** The Award of this contract is contingent upon the Contractor’s compliance with all conditions precedent to Award.
 - 20.2.** Upon acceptance of a Bid, the City will prepare contract documents for execution within approximately 21 days of the date of the Bid opening and award the Contract approximately within 7 days of receipt of properly executed Contract, bonds, and insurance documents.
 - 20.3.** This contract will be deemed executed, and effective, only upon the signing of the Contract by the Mayor or designee of the City.

- 21. SUBCONTRACT LIMITATIONS:** The Bidder's attention is directed to Standard Specifications for Public Works Construction, Section 2-3, "SUBCONTRACTS" in The WHITEBOOK and as amended in the SSP which requires the Contractor to self perform the amount therein stipulated. Failure to comply with these requirements may render the Bid **non-responsive** and ineligible for award.
- 22. AVAILABILITY OF PLANS AND SPECIFICATIONS:** Contract Documents may be obtained by visiting the City's website: <http://www.sandiego.gov/cip/>. Plans and Specifications for this contract are also available for review in the office of the City Clerk or Public Works Contracting Group.
- 23. QUESTIONS:**
- 23.1.** The Director (or designee), of the Public Works Department is the officer responsible for opening, examining, and evaluating the competitive Bids submitted to the City for the acquisition, construction and completion of any public improvement except when otherwise set forth in these documents. All questions related to this procurement action shall be addressed to the Public Works Contracting Group, Attention Contract Specialist, 1010 Second Avenue, Suite 1400, San Diego, California, 92101, and Telephone No. (619) 533-3450.
- 23.2.** Questions received less than 14 days prior to the date for opening of Bids may not be answered.
- 23.3.** Interpretations or clarifications considered necessary by the City in response to such questions will be issued by Addenda which will be uploaded to the City's online bidding service.
- 23.4.** Only questions answered by formal written addenda will be binding. Oral and other interpretations or clarifications will be without legal effect. It is the Bidder's responsibility to become informed of any Addenda that have been issued and to include all such information in its Bid.
- 24. ELIGIBLE BIDDERS:** No person, firm, or corporation shall be allowed to make, file, or be interested in **more** than one (1) Bid for the same work unless alternate Bids are called for. A person, firm or corporation who has submitted a sub-proposal to a Bidder, or who has quoted prices on materials to a Bidder, is not hereby disqualified from submitting a sub-proposal or quoting prices to other Bidders or from submitting a Bid in its own behalf. Any Bidder who submits more than one bid will result in the rejection of all bids submitted.
- 25. SAN DIEGO BUSINESS TAX CERTIFICATE:** The Contractor and Subcontractors, not already having a City of San Diego Business Tax Certificate for the work contemplated shall secure the appropriate certificate from the City Treasurer, Civic Center Plaza, first floor and submit to the Contract Specialist upon request or as specified in the Contract Documents. Tax Identification numbers for both the Bidder and the listed Subcontractors must be submitted on the City provided forms with the Notice Inviting Bids and Contract forms.
- 26. PROPOSAL FORMS:** Bid shall be made only upon the Bidding Documents i.e., Proposal form attached to and forming a part of the specifications. The signature of each person signing shall be in longhand.

- 26.1.** Bidder shall complete and submit all pages in the "Bidding Document" Section (see Volume 2) as their Bid per the schedule given under "Required Documents Schedule," (see Volume 1). Bidder is requested to retain for their reference other portions of the Contract Documents that are not required to be submitted with the Bid. The entire specifications for the bid package do not need to be submitted with the bid.
- 26.2.** The City may require any Bidder to furnish a statement of experience, financial responsibility, technical ability, equipment, and references.
- 26.3.** Bids and certain other forms and documents as specified in the Volume 2 of 2 of the Contract Documents shall be enclosed in a sealed envelope and shall bear the title of the work and name of the Bidder and the appropriate State Contractors License designation which the Bidder holds.
- 26.4.** Bids may be withdrawn by the Bidder prior to, but not after, the time fixed for opening of Bids.
- 27. BIDDERS' GUARANTEE OF GOOD FAITH (BID SECURITY):**
- 27.1.** With the exception of the contracts valued \$5,000 or less, JOC and Design-Build contracts, and contracts subject to the Small and Local Business Program of \$250,000 or less e.g., ELBE contracts, each Bidder shall accompany its Bid with either a cashier's check upon some responsible bank, or a check upon such bank properly certified or an approved corporate surety bond payable to the City of San Diego, for an amount of not less than 10% of the aggregate sum of the Bid, which check or bond, and the monies represented thereby shall be held by the City as a guarantee that the Bidder, if awarded the contract, will in good faith enter into such contract and furnish the required final bonds.
- 27.2.** The Bidder agrees that in case of Bidder's refusal or failure to execute this contract and give required final bonds, the money represented by a cashier's or certified check shall remain the property of the City, and if the Bidder shall fail to execute this contract, the Surety agrees that it will pay to the City damages which the City may suffer by reason of such failure, not exceeding the sum of 10% of the amount of the Bid.
- 27.3.** A Bid received without the specified bid security will be rejected as being **non-responsive**.
- 28. AWARD OF CONTRACT OR REJECTION OF BIDS:**
- 28.1.** This contract may be awarded to the lowest responsible and reliable Bidder.
- 28.2.** Bidders shall complete the entire Bid schedule (also referred to as "schedule of prices" or Proposal form). Incomplete price schedules will be rejected as being non-responsive.
- 28.3.** The City reserves the right to reject any or all Bids, and to waive any informality or technicality in Bids received and any requirements of these specifications as to bidding procedure.

- 28.4. Bidders will not be released on account of their errors of judgment. Bidders may be released only upon receipt by the City from the Bidder within 3 Working Days, excluding Saturdays, Sundays, and state holidays, after the opening of Bids, of written notice which includes proof of honest, credible, clerical error of material nature, free from fraud or fraudulent intent, and of evidence that reasonable care was observed in the preparation of the Bid.
- 28.5. A non-selected Bidder may protest award of the Contract to the selected Bidder by submitting a written “Notice of Intent to Protest” including supporting documentation which shall be received by Public Works Contracting Group no later than 10 days after the City’s announcement of the selected Bidder or no later than 10 days from the date that the City issues notice of designation of a Bidder as non-responsible in accordance with San Diego Municipal Code Chapter 2, § 22.3029, “Protests of Contract Award.”
- 28.6. The City of San Diego will not discriminate with regard to race, religious creed, color, national origin, ancestry, physical handicap, marital status, sex or age, in the award of contracts.
- 28.7. Each Bid package properly executed as required by these specifications shall constitute a firm offer, which may be accepted by the City within the time specified in the Proposal.
- 28.8. The City reserves the right to evaluate all Bids and determine the lowest Bidder on the basis of any proposed alternates, additive items or options, at its discretion that will be disclosed in the Volume 2 of 2.

29. BID RESULTS:

- 29.1. The Bid opening by the City shall constitute the public announcement of the Apparent Low Bidder. In the event that the Apparent Low Bidder is subsequently deemed non-responsive or non-responsible, a public announcement will be posted in the City’s web page: <http://www.sandiego.gov/cip/index.shtml>, with the name of the newly designated Apparent Low Bidder.
- 29.2. To obtain Bid results, either attend Bid opening, review the results on the City’s web site, or provide a self-addressed, stamped envelope, referencing Bid number, and Bid tabulation will be mailed to you upon verification of extensions. Bid results cannot be given over the telephone.

30. THE CONTRACT:

- 30.1. The Bidder to whom award is made shall execute a written contract with the City of San Diego and furnish good and approved bonds and insurance certificates specified by the City within 14 days after receipt by Bidder of a form of contract for execution unless an extension of time is granted to the Bidder in writing.
- 30.2. If the Bidder takes longer than 14 days to fulfill these requirements, then the additional time taken shall be added to the Bid guarantee. The Contract shall be made in the form adopted by the City, which includes the provision that no claim or suit whatsoever shall be made or brought by Contractor against any officer, agent, or employee of the City for or on account of anything done or omitted to be done in connection with this contract, nor shall any such officer, agent, or employee be liable hereunder.

- 30.3.** If the Bidder to whom the award is made fails to enter into the contract as herein provided, the award may be annulled and the Bidder's Guarantee of Good Faith will be subject to forfeiture. An award may be made to the next lowest responsible and reliable Bidder who shall fulfill every stipulation embraced herein as if it were the party to whom the first award was made.
- 30.4.** Pursuant to the San Diego City Charter section 94, the City may only award a public works contract to the lowest responsible and reliable Bidder. The City will require the Apparent Low Bidder to (i) submit information to determine the Bidder's responsibility and reliability, (ii) execute the Contract in form provided by the City, and (iii) furnish good and approved bonds and insurance certificates specified by the City within 14 Days, unless otherwise approved by the City, in writing after the Bidder receives notification from the City, designating the Bidder as the Apparent Low Bidder and formally requesting the above mentioned items.
- 30.5.** The award of the Contract is contingent upon the satisfactory completion of the above mentioned items and becomes effective upon the signing of the Contract by the Mayor or designee. If the Apparent Low Bidder does not execute the Contract or submit required documents and information, the City may award the Contract to the next lowest responsible and reliable Bidder who shall fulfill every condition precedent to award. A corporation designated as the Apparent Low Bidder shall furnish evidence of its corporate existence and evidence that the officer signing the Contract and bond for the corporation is duly authorized to do so.
- 31. EXAMINATION OF PLANS, SPECIFICATIONS, AND SITE OF WORK:** The Bidder shall examine carefully the Project Site, the Plans and Specifications, other materials as described in the Special Provisions, Section 2-7, and the proposal forms (e.g., Bidding Documents). The submission of a Bid shall be conclusive evidence that the Bidder has investigated and is satisfied as to the conditions to be encountered, as to the character, quality, and scope of Work, the quantities of materials to be furnished, and as to the requirements of the Bidding Documents Proposal, Plans, and Specifications.
- 32. CITY STANDARD PROVISIONS.** This contract is subject to the following standard provisions. See The WHITEBOOK for details.
- 32.1.** The City of San Diego Resolution No. R-277952 adopted on May 20, 1991 for a Drug-Free Workplace.
- 32.2.** The City of San Diego Resolution No. R-282153 adopted on June 14, 1993 related to the Americans with Disabilities Act.
- 32.3.** The City of San Diego Municipal Code §22.3004 for Pledge of Compliance.
- 32.4.** The City of San Diego's Labor Compliance Program and the State of California Labor Code §§1771.5(b) and 1776.
- 32.5.** Sections 1777.5, 1777.6, and 1777.7 of the State of California Labor Code concerning the employment of apprentices by contractors and subcontractors performing public works contracts.
- 32.6.** The City's Equal Benefits Ordinance (EBO), Chapter 2, Article 2, Division 43 of The San Diego Municipal Code (SDMC).
- 32.7.** The City's Information Security Policy (ISP) as defined in the City's Administrative Regulation 90.63.

33. PRE-AWARD ACTIVITIES:

- 33.1.** The selected contractor by the City to execute a contract for this Work shall provide the information required within the time specified in “Required Documents,” of this bid package. Failure to provide the information within the time specified may result in the Bid being rejected as **non-responsive**.
- 33.2.** If the Bid is rejected as non-responsive, the selected contractor by the City to execute a contract for this Work shall forfeit the required Bid. The decision that the selected contractor by the City to execute a contract for this Work is non-responsive for failure to provide the information required within the time specified shall be at the sole discretion of the City.

34. REQUIRED DOCUMENT SCHEDULE:

- 34.1.** The Bidder’s attention is directed to the City’s Municipal Code §22.0807(e), (3)-(5) for important information regarding grounds for debarment for failure to submit required documentation.
- 34.2.** The specified Equal Opportunity Contracting Program (EOCP) forms are available for download from the City’s web site at:

<http://www.sandiego.gov/eoc/forms/index.shtml>

ITEM	WHEN DUE	FROM	DOCUMENT TO BE SUBMITTED
1.	BID SUBMITTAL DATE/TIME	ALL BIDDERS	Bid
2.	BID SUBMITTAL DATE/TIME	ALL BIDDERS	Bid Bond
3.	BID SUBMITTAL DATE/TIME	ALL BIDDERS	Non-collusion Affidavit to be Executed By Bidder and Submitted with Bid under 23 USC 112 and PCC 7106
4.	BID SUBMITTAL DATE/TIME	ALL BIDDERS	Contractors Certification of Pending Actions
5.	BID SUBMITTAL DATE/TIME	ALL BIDDERS	Equal Benefits Ordinance Certification of Compliance
6.	BID SUBMITTAL DATE/TIME	ALL BIDDERS	Form AA35 - List of Subcontractors
7.	BID SUBMITTAL DATE/TIME	ALL BIDDERS	Form AA40 - Named Equipment/Material Supplier List
8.	WITHIN 3 WORKING DAYS OF BID OPENING WITH GOOD FAITH EFFORT DOCUMENTATION	ALL BIDDERS	SLBE Good Faith Efforts Documentation

ITEM	WHEN DUE	FROM	DOCUMENT TO BE SUBMITTED
9.	WITHIN 3 WORKING DAYS OF BID OPENING WITH GOOD FAITH EFFORT DOCUMENTATION	ALL BIDDERS	Form AA60 – List of Work Made Available
10.	WITHIN 3 WORKING DAYS OF BID OPENING WITH GOOD FAITH EFFORT DOCUMENTATION	ALL BIDDERS	Proof of Valid DBE-MBE-WBE-DVBE Certification Status e.g., Certs.
11.	WITHIN 10 WORKING DAYS AFTER RECEIPT BY BIDDER OF CONTRACT FORMS	APPARENT LOW BIDDER	Names of the principal individual owners of the Apparent Low Bidder
12.	WITHIN 10 WORKING DAYS AFTER RECEIPT BY BIDDER OF CONTRACT FORMS	APPARENT LOW BIDDER	If the Contractor is a Joint Venture: <ul style="list-style-type: none"> • Joint Venture Agreement • Joint Venture License
13.	WITHIN 10 WORKING DAYS AFTER RECEIPT BY BIDDER OF CONTRACT FORMS	APPARENT LOW BIDDER	Form BB05 - Work Force Report
14.	WITHIN 10 WORKING DAYS AFTER RECEIPT BY BIDDER OF CONTRACT FORMS	APPARENT LOW BIDDER	Contract Forms - Agreement
15.	WITHIN 10 WORKING DAYS AFTER RECEIPT BY BIDDER OF CONTRACT FORMS	APPARENT LOW BIDDER	Contract Forms - Payment and Performance Bond
16.	WITHIN 10 WORKING DAYS AFTER RECEIPT BY BIDDER OF CONTRACT FORMS	APPARENT LOW BIDDER	Certificates of Insurance and Endorsements
17.	WITHIN 10 WORKING DAYS AFTER RECEIPT BY BIDDER OF CONTRACT FORMS	APPARENT LOW BIDDER	Contractor Certification - Drug-Free Workplace
18.	WITHIN 10 WORKING DAYS AFTER RECEIPT BY BIDDER OF CONTRACT FORMS	APPARENT LOW BIDDER	Contractor Certification - American with Disabilities Act
19.	WITHIN 10 WORKING DAYS AFTER RECEIPT BY BIDDER OF CONTRACT FORMS	APPARENT LOW BIDDER	Contractors Standards - Pledge of Compliance

CONTRACT FORMS
AGREEMENT

CONTRACT FORMS AGREEMENT

CONSTRUCTION CONTRACT

This contract is made and entered into between THE CITY OF SAN DIEGO, a municipal corporation, herein called "City", and HMS CONSTRUCTION, INC., herein called "Contractor" for construction of MISSION HILLS HISTORIC STREET LIGHTING; Bid No. K-13-5793-DBB-3; in the amount of SEVEN HUNDRED SEVENTY-SEVEN THOUSAND NINE HUNDRED FORTY-THREE DOLLARS AND 46/100 (\$777,943.46) which is comprised of Base Bid alone.

IN CONSIDERATION of the payments to be made hereunder and the mutual undertakings of the parties hereto, City and Contractor agree as follows:

1. The following are incorporated into this contract as though fully set forth herein:
 - (a) The attached Faithful Performance and Payment Bonds.
 - (b) The attached Proposal included in the Bid documents by the Contractor.
 - (c) Reference Standards listed in the Notice Inviting Bids and the Supplementary Special Provisions (SSP).
 - (d) That certain documents entitled MISSION HILLS HISTORIC STREET LIGHTING, on file in the office of the Public Works Department as Document No. S-11008 / B-00709, as well as all matters referenced therein.
2. The Contractor shall perform and be bound by all the terms and conditions of this contract and in strict conformity therewith shall perform and complete in a good and workmanlike manner MISSION HILLS HISTORIC STREET LIGHTING; Bid No. K-13-5793-DBB-3, San Diego, California.
3. For such performances, the City shall pay to Contractor the amounts set forth at the times and in the manner and with such additions or deductions as are provided for in this contract, and the Contractor shall accept such payment in full satisfaction of all claims incident to such performances.
4. No claim or suit whatsoever shall be made or brought by Contractor against any officer, agent, or employee of the City for or on account of anything done or omitted to be done in connection with this contract, nor shall any such officer, agent, or employee be liable hereunder.
5. This contract is effective as of the date that the Mayor or designee signs the agreement.

CONTRACT FORMS (continued)


AGREEMENT


IN WITNESS WHEREOF, this Agreement is signed by the City of San Diego, acting by and through its Mayor or designee, pursuant to Municipal Code §22.3102 authorizing such execution.

THE CITY OF SAN DIEGO

APPROVED AS TO FORM AND LEGALITY

Jan I. Goldsmith, City Attorney


By: 
Stephen Samara
Senior Contract Specialist
Public Works Contracting Group

By: 
Print Name: Ryan Kohut
Deputy City Attorney

Date: 10/15/2013

Date: 10/22/2013

CONTRACTOR

By: 

Print Name: Michael C. High
President

Title: _____

Date: 8-19-13

City of San Diego License No.: B1996010278

State Contractor's License No.: 765590

CONTRACT/AGREEMENT
ATTACHMENTS

CONTRACT ATTACHMENT
PERFORMANCE BOND AND LABOR AND MATERIALMEN'S BOND

FAITHFUL PERFORMANCE BOND AND LABOR AND MATERIALMEN'S BOND:

HMS CONSTRUCTION, INC., a corporation, as principal, and **Liberty Mutual Insurance Company**, a corporation authorized to do business in the State of California, as Surety, hereby obligate themselves, their successors and assigns, jointly and severally, to The City of San Diego a municipal corporation in the sum of **SEVEN HUNDRED SEVENTY-SEVEN THOUSAND NINE HUNDRED FORTY-THREE DOLLARS AND 46/100 (\$777,943.46)** for the faithful performance of the annexed contract, and in the sum of **SEVEN HUNDRED SEVENTY-SEVEN THOUSAND NINE HUNDRED FORTY-THREE DOLLARS AND 46/100 (\$777,943.46)** for the benefit of laborers and materialmen designated below.

Conditions:

If the Principal shall faithfully perform the annexed contract **MISSION HILLS HISTORIC STREET LIGHTING**; Bid No. **K-13-5793-DBB-3**, San Diego, California then the obligation herein with respect to a faithful performance shall be void; otherwise it shall remain in full force.

If the Principal shall promptly pay all persons, firms and corporations furnishing materials for or performing labor in the execution of this contract, and shall pay all amounts due under the California Unemployment Insurance Act then the obligation herein with respect to laborers and materialmen shall be void; otherwise it shall remain in full force.

The obligation herein with respect to laborers and materialmen shall inure to the benefit of all persons, firms and corporations entitled to file claims under the provisions of Chapter 3 of Division 5 of Title I of the Government Code of the State of California or under the provisions of Section 3082 et seq. of the Civil Code of the State of California.

Changes in the terms of the annexed contract or specifications accompanying same or referred to therein shall not affect the Surety's obligation on this bond, and the Surety hereby waives notice of same.


CONTRACT ATTACHMENT (continued)
PERFORMANCE BOND AND LABOR AND MATERIALMEN'S BOND

The Surety shall pay reasonable attorney's fees should suit be brought to enforce the provisions of this bond.

Dated August 13, 2013

Approved as to Form and Legality

HMS Construction, Inc.
Principal


By 

Michael C. High
President
Printed Name of Person Signing for Principal


Jan I. Goldsmith, City Attorney

By 
Deputy City Attorney

Liberty Mutual Insurance Company
Surety

By 
Bart Stewart, Attorney-in-fact

Approved:

By: 
Stephen Samara
Senior Contract Specialist
Public Works Contracting Group

175 Berkley Street
Local Address of Surety

Boston, MA, 02116
Local Address (City, State) of Surety

(714) 634-3311
Local Telephone No. of Surety

Premium \$ 877.00

Bond No. 024048374

THIS POWER OF ATTORNEY IS NOT VALID UNLESS IT IS PRINTED ON RED BACKGROUND.

This Power of Attorney limits the acts of those named herein, and they have no authority to bind the Company except in the manner and to the extent herein stated.

Certificate No. 6094637

American Fire and Casualty Company
The Ohio Casualty Insurance Company

Liberty Mutual Insurance Company
West American Insurance Company

POWER OF ATTORNEY

KNOWN ALL PERSONS BY THESE PRESENTS: That American Fire & Casualty Company and The Ohio Casualty Insurance Company are corporations duly organized under the laws of the State of New Hampshire, that Liberty Mutual Insurance Company is a corporation duly organized under the laws of the State of Massachusetts, and West American Insurance Company is a corporation duly organized under the laws of the State of Indiana (herein collectively called the "Companies"), pursuant to and by authority herein set forth, does hereby name, constitute and appoint, Bart Stewart

all of the city of Encinitas, state of CA each individually if there be more than one named, its true and lawful attorney-in-fact to make, execute, seal, acknowledge and deliver, for and on its behalf as surety and as its act and deed, any and all undertakings, bonds, recognizances and other surety obligations, in pursuance of these presents and shall be as binding upon the Companies as if they have been duly signed by the president and attested by the secretary of the Companies in their own proper persons.

IN WITNESS WHEREOF, this Power of Attorney has been subscribed by an authorized officer or official of the Companies and the corporate seals of the Companies have been affixed thereto this 24th day of April, 2013.



American Fire and Casualty Company
The Ohio Casualty Insurance Company
Liberty Mutual Insurance Company
West American Insurance Company

By: Gregory W. Davenport
Gregory W. Davenport, Assistant Secretary

STATE OF WASHINGTON ss
COUNTY OF KING

On this 24th day of April, 2013, before me personally appeared Gregory W. Davenport, who acknowledged himself to be the Assistant Secretary of American Fire and Casualty Company, Liberty Mutual Insurance Company, The Ohio Casualty Company, and West American Insurance Company, and that he, as such, being authorized so to do, execute the foregoing instrument for the purposes therein contained by signing on behalf of the corporations by himself as a duly authorized officer.

IN WITNESS WHEREOF, I have hereunto subscribed my name and affixed my notarial seal at Seattle, Washington, on the day and year first above written.



By: KD Riley
KD Riley, Notary Public

This Power of Attorney is made and executed pursuant to and by authority of the following By-laws and Authorizations of American Fire and Casualty Company, The Ohio Casualty Insurance Company, Liberty Mutual Insurance Company, and West American Insurance Company which resolutions are now in full force and effect reading as follows:

ARTICLE IV – OFFICERS – Section 12. Power of Attorney. Any officer or other official of the Corporation authorized for that purpose in writing by the Chairman or the President, and subject to such limitation as the Chairman or the President may prescribe, shall appoint such attorneys-in-fact, as may be necessary to act in behalf of the Corporation to make, execute, seal, acknowledge and deliver as surety any and all undertakings, bonds, recognizances and other surety obligations. Such attorneys-in-fact, subject to the limitations set forth in their respective powers of attorney, shall have full power to bind the Corporation by their signature and execution of any such instruments and to attach thereto the seal of the Corporation. When so executed, such Instruments shall be as binding as if signed by the President and attested to by the Secretary. Any power or authority granted to any representative or attorney-in-fact under the provisions of this article may be revoked at any time by the Board, the Chairman, the President or by the officer or officers granting such power or authority.


ARTICLE XIII – Execution of Contracts – SECTION 5. Surety Bonds and Undertakings. Any officer of the Company authorized for that purpose in writing by the chairman or the president, and subject to such limitations as the chairman or the president may prescribe, shall appoint such attorneys-in-fact, as may be necessary to act in behalf of the Company to make, execute, seal, acknowledge and deliver as surety any and all undertakings, bonds, recognizances and other surety obligations. Such attorneys-in-fact subject to the limitations set forth in their respective powers of attorney, shall have full power to bind the Company by their signature and execution of any such instruments and to attach thereto the seal of the Company. When so executed such Instruments shall be as binding as if signed by the president and attested by the secretary.

Certificate of Designation – The President of the Company, acting pursuant to the Bylaws of the Company, authorizes Gregory W. Davenport, Assistant Secretary to appoint such attorneys-in-fact as may be necessary to act on behalf of the Company to make, execute, seal, acknowledge and deliver as surety any and all undertakings, bonds, recognizances and other surety obligations.

Authorization – By unanimous consent of the Company's Board of Directors, the Company consents that facsimile or mechanically reproduced signature of any assistant secretary of the Company, wherever appearing upon a certified copy of any power of attorney issued by the Company in connection with surety bonds, shall be valid and binding upon the Company with the same force and effect as though manually affixed.

I, David M. Carey, the undersigned, Assistant Secretary, of American Fire and Casualty Company, The Ohio Casualty Insurance Company, Liberty Mutual Insurance Company, and West American Insurance Company do hereby certify that the original power of attorney of which the foregoing is a full, true and correct copy of the Power of Attorney executed by said Companies, is in full force and effect and has not been revoked.

IN TESTIMONY WHEREOF, I have hereunto set my hand and affixed the seals of said Companies this 13th day of August, 20 13.



By: David M. Carey
David M. Carey, Assistant Secretary

To confirm the validity of this Power of Attorney call 1-610-832-8240 between 9:00 am and 4:30 pm EST on any business day.

Not valid for mortgage, note, loan, letter of credit, bank deposit, currency rate, interest rate or residual value guarantees.

CALIFORNIA ALL-PURPOSE CERTIFICATE OF ACKNOWLEDGMENT

State of California


County of San Diego

On 08/13/13 before me, Laura Ashley Aceves, Notary Public
(Here insert name and title of the officer)

personally appeared Bart Stewart

who proved to me on the basis of satisfactory evidence to be the person(s) whose name(s) is are subscribed to the within instrument and acknowledged to me that he/she/they executed the same in his/her/their authorized capacity(ies), and that by his/her/their signature(s) on the instrument the person(s), or the entity upon behalf of which the person(s) acted, executed the instrument.

I certify under PENALTY OF PERJURY under the laws of the State of California that the foregoing paragraph is true and correct.



Signature of Notary Public



(Notary Seal)

ADDITIONAL OPTIONAL INFORMATION

DESCRIPTION OF THE ATTACHED DOCUMENT

(Title or description of attached document)

(Title or description of attached document continued)

Number of Pages _____ Document Date _____

(Additional information)

CAPACITY CLAIMED BY THE SIGNER

Individual (s)
 Corporate Officer

(Title)

Partner(s)
 Attorney-in-Fact
 Trustee(s)
 Other _____

INSTRUCTIONS FOR COMPLETING THIS FORM

Any acknowledgment completed in California must contain verbiage exactly as appears above in the notary section or a separate acknowledgment form must be properly completed and attached to that document. The only exception is if a document is to be recorded outside of California. In such instances any alternative acknowledgment verbiage as may be printed on such a document so long as the verbiage does not require the notary to do something that is illegal for a notary in California (i.e. certifying the authorized capacity of the signer). Please check the document carefully for proper notarial wording and attach this form if required.

- State and County information must be the State and County where the document signer(s) personally appeared before the notary public for acknowledgment.
- Date of notarization must be the date that the signer(s) personally appeared which must also be the same date the acknowledgment is completed.
- The notary public must print his or her name as it appears within his or her commission followed by a comma and then your title (notary public).
- Print the name(s) of document signer(s) who personally appear at the time of notarization.
- Indicate the correct singular or plural forms by erasing off incorrect forms (i.e. he/she/they- is/are) or circling the correct forms. Failure to correctly indicate this information may lead to rejection of document recording.
- The notary seal impression must be clear and photographically reproducible. Impression must not cover text or lines. If seal impression smudges, re-seal if a sufficient area permits, otherwise complete a different acknowledgment form.
- Signature of the notary public must match the signature on file with the office of the county clerk.
 - ❖ Additional information is not required but could help to ensure this acknowledgment is not misused or attached to a different document.
 - ❖ Indicate title or type of attached document, number of pages and date.
 - ❖ Indicate the capacity claimed by the signer. If the claimed capacity is a corporate officer, indicate the title (i.e. CEO, CFO, Secretary).
- Securely attach this document to the signed document

CONTRACTOR CERTIFICATION

DRUG-FREE WORKPLACE

PROJECT TITLE: Mission Hills Historic Street Lighting

I hereby certify that I am familiar with the requirements of San Diego City Council Policy No. 100-17 regarding Drug-Free Workplace as outlined in the WHITEBOOK, Section 7-13.3, "Drug-Free Workplace", of the project specifications, and that;

HMS Construction, Inc.
(Name under which business is conducted)

has in place a drug-free workplace program that complies with said policy. I further certify that each subcontract agreement for this project contains language which indicates the subcontractor's agreement to abide by the provisions of subdivisions a) through c) of the policy as outlined.

Signed 

Printed Name **Michael C. High**
President

Title _____

CONTRACTOR CERTIFICATION

AMERICAN WITH DISABILITIES ACT (ADA) COMPLIANCE CERTIFICATION


PROJECT TITLE: Mission Hills Historic Street Lighting

I hereby certify that I am familiar with the requirements of San Diego City Council Policy No. 100-4 regarding the American With Disabilities Act (ADA) outlined in the WHITEBOOK, Section 7-13.2, "American With Disabilities Act", of the project specifications, and that;

HMS Construction, Inc.

(Name under which business is conducted)

has in place workplace program that complies with said policy. I further certify that each subcontract agreement for this project contains language which indicates the subcontractor's agreement to abide by the provisions of the policy as outlined.

Signed 

Printed Name **Michael C. High**
President

Title _____

CONTRACTOR CERTIFICATION

CONTRACTOR STANDARDS – PLEDGE OF COMPLIANCE

PROJECT TITLE: Mission Hills Historic Street Lighting

I declare, under penalty of perjury that I am authorized to make this certification on behalf of HMS Construction, Inc., as Contractor, that I am familiar with the requirements of City of San Diego Municipal Code § 22.3224 regarding Contractor Standards as outlined in the WHITEBOOK, Section 7-13.4, ("Contractor Standards"), of the project specifications, and that Contractor has complied with those requirements.

I further certify that each of the Contractor's subcontractors whose subcontracts are greater than \$50,000 in value has completed a Pledge of Compliance attesting under penalty of perjury of having complied with City of San Diego Municipal Code § 22.3224.

Dated this 19th Day of August 2013

Signed 

Printed Name **Michael C. High**
President

Title _____

AFFIDAVIT OF DISPOSAL

WHEREAS, on the _____ DAY OF _____, _____, the undersigned entered into and executed a contract with the City of San Diego, a municipal corporation, for:

Mission Hills Historic Street Lighting
(Name of Project)

as particularly described in said contract and identified as Bid No. **K-13-5793-DBB-3**; SAP No. (WBS/IO/CC) **S-11008 / B-00709** and **WHEREAS**, the specification of said contract requires the Contractor to affirm that "all brush, trash, debris, and surplus materials resulting from this project have been disposed of in a legal manner"; and **WHEREAS**, said contract has been completed and all surplus materials disposed of:

NOW, THEREFORE, in consideration of the final payment by the City of San Diego to said Contractor under the terms of said contract, the undersigned Contractor, does hereby affirm that all surplus materials as described in said contract have been disposed of at the following location(s)

and that they have been disposed of according to all applicable laws and regulations.

Dated this _____ DAY OF _____, _____.

Contractor
by

ATTEST:

State of _____
County of _____

On this _____ DAY OF _____, 2____, before the undersigned, a Notary Public in and for said County and State, duly commissioned and sworn, personally appeared _____ known to me to be the _____ Contractor named in the foregoing Release, and whose name is subscribed thereto, and acknowledged to me that said Contractor executed the said Release.

Notary Public in and for said County and State

COMPANY LETTERHEAD
CERTIFICATE OF COMPLIANCE

Materials and Workmanship Compliance

For Contract or Task _____

I certify that the material listed below complies with the materials and workmanship requirements of the Caltrans Contract Plans, Special Provisions, Standard Specifications, and Standard Plans for the contract listed above.

I also certify that I am an official representative for _____, the manufacturer of the material listed above. Furthermore, I certify that where California test methods, physical or chemical test requirements are part of the specifications, that the manufacturer has performed the necessary quality control to substantiate this certification.

Material Description:

Manufacturer: _____
Model: _____
Serial Number (if applicable) _____
Quantity to be supplied: _____
Remarks: _____

Signed by: _____

Printed Name: _____

Title: _____

Company: _____

Date: _____

City of San Diego
Engineering and Capital Projects, Field Division

NOTICE OF MATERIALS TO BE USED

To: _____ Date: _____, 20____
Resident Engineer

You are hereby notified that the materials required for use under Contract No. _____
for construction of _____
_____ ,
in the City of San Diego, will be obtained from sources herein designated.

CONTRACT ITEM NO. (Bid Item)	KIND OF MATERIAL (Category)	NAME AND ADDRESS WHERE MATERIAL CAN BE INSPECTED (At Source)

It is requested that you arrange for a sampling, testing, and inspection of the materials prior to delivery, in accordance with Section 4-1.11 of the WHITEBOOK, where it is practicable, and in accordance with your policy. It is understood that source inspection does not relieve the Contractor of full responsibility for incorporating in the work, materials that comply in all respects with the contract plans and specifications, nor does it preclude subsequent rejection of materials found to be undesirable or unsuitable.

Distribution:

Supplier

Yours truly,

Signature of Supplier

Address

Phone Number: _____

SUPPLEMENTARY SPECIAL PROVISIONS (SSP)

SUPPLEMENTARY SPECIAL PROVISIONS

The following Supplementary Special Provisions (SSP) modifies the following documents:

- 1) Standard Specifications for Public Works Construction (The GREENBOOK) currently in effect.
 - 2) The City of San Diego Standard Specifications for Public Works Construction (The WHITEBOOK).
-

SECTION 1 – TERMS, DEFINITIONS, ABBREVIATIONS, UNITS OF MEASURE, AND SYMBOLS

1-2 TERMS AND DEFINITIONS.

Normal Working Hours. To the City Supplement, ADD the following:

The Normal Working Hours are 8:30 AM to 3:30 PM.

SECTION 2 - SCOPE AND CONTROL OF WORK

2-3.2 Self Performance. DELETE in its entirety and SUBSTITUTE with the following:

1. You must perform, with your own organization, Contract work amounting to at least 50% of the base bid alone or base bid and any additive or deductive alternate(s) that together when added or deducted form the basis of award.
2. The self performance percentage requirement will be waived for contracts when a “B” License is required or allowed.

SECTION 4 - CONTROL OF MATERIALS

4-1.6 Trade Names or Equals. ADD the following:

You must submit your list of proposed substitutions for “an equal” (“or equal”) item(s) **no later than 5 Working Days after the determination of the Apparent Low Bidder** and on a City form when provided by the City.

SECTION 7 - RESPONSIBILITIES OF THE CONTRACTOR

7-3 LIABILITY INSURANCE. DELETE in its entirety and SUBSTITUTE with the following:

The insurance provisions herein must not be construed to limit your indemnity obligations contained in the Contract.

7-3.1 Policies and Procedures.

1. You must procure the insurance described below, at its sole cost and expense, to provide coverage against claims for loss including injuries to persons or damage to property, which may arise out of or in connection with the performance of the Work by you, your agents, representatives, officers, employees or Subcontractors.
2. Insurance coverage for property damage resulting from your operations is on a replacement cost valuation. The market value will not be accepted.
3. You must maintain this insurance for the duration of this contract and at all times thereafter when you are correcting, removing, or replacing Work in accordance with this contract. Your liabilities under the Contract, e.g., your indemnity obligations, is not deemed limited to the insurance coverage required by this contract.
4. Payment for insurance is included in the various items of Work as bid by you, and except as specifically agreed to by the City in writing, you are not entitled to any additional payment. Do not begin any work under this contract until you have provided and the City has approved all required insurance.
5. Policies of insurance must provide that the City is entitled to 30 days (10 days for cancellation due to non-payment of premium) prior written notice of cancellation or non-renewal of the policy. Maintenance of specified insurance coverage is a material element of the Contract. Your failure to maintain or renew coverage or to provide evidence of renewal during the term of the Contract may be treated by the City as a material breach of the Contract.

7-3.2 Types of Insurance.

7-3.2.1 Commercial General Liability Insurance.

1. Commercial General Liability Insurance must be written on the current version of the ISO Occurrence form CG 00 01 07 98 or an equivalent form providing coverage at least as broad.
2. The policy must cover liability arising from premises and operations, XCU (explosions, underground, and collapse), independent contractors, products/completed operations, personal injury and advertising injury, bodily injury, property damage, and liability assumed under an insured's contract (including the tort liability of another assumed in a business contract).
3. There must be no endorsement or modification limiting the scope of coverage for either "insured vs. insured" claims or contractual liability. You must maintain the same or equivalent insurance for at least 10 years following completion of the Work.

4. All costs of defense must be outside the policy limits. Policy coverage must be in liability limits of not less than the following:

<u>General Annual Aggregate Limit</u>	<u>Limits of Liability</u>
Other than Products/Completed Operations	\$2,000,000
Products/Completed Operations Aggregate Limit	\$2,000,000
Personal Injury Limit	\$1,000,000
Each Occurrence	\$1,000,000

7-3.2.2 Commercial Automobile Liability Insurance.

1. You must provide a policy or policies of Commercial Automobile Liability Insurance written on the current version of the ISO form CA 00 01 12 90 or later version or equivalent form providing coverage at least as broad in the amount of \$1,000,000 combined single limit per accident, covering bodily injury and property damage for owned, non-owned, and hired automobiles (“Any Auto”).
2. All costs of defense must be outside the limits of the policy.

7-3.3 Rating Requirements. Except for the State Compensation Insurance Fund, all insurance required by this contract as described herein must be carried only by responsible insurance companies with a rating of, or equivalent to, at least “A-, VI” by A.M. Best Company, that are authorized by the California Insurance Commissioner to do business in the State, and that have been approved by the City.

7-3.3.1 Non-Admitted Carriers. The City will accept insurance provided by non-admitted, “surplus lines” carriers only if the carrier is authorized to do business in the State and is included on the List of Approved Surplus Lines Insurers (LASLI list).

All policies of insurance carried by non-admitted carriers must be subject to all of the requirements for policies of insurance provided by admitted carriers described herein.

7-3.4 Evidence of Insurance. Furnish to the City documents e.g., certificates of insurance and endorsements evidencing the insurance required herein, and furnish renewal documentation prior to expiration of this insurance. Each required document must be signed by the insurer or a person authorized by the insurer to bind coverage on its behalf. We reserve the right to require complete, certified copies of all insurance policies required herein.

7-3.5 Policy Endorsements.

7-3.5.1 Commercial General Liability Insurance

7-3.5.1.1 Additional Insured.

- a) You must provide at your expense policy endorsement written on the current version of the ISO Occurrence form CG 20 10 11 85 or an equivalent form providing coverage at least as broad.

- b) To the fullest extent allowed by law e.g., California Insurance Code §11580.04, the policy must be endorsed to include the City and its respective elected officials, officers, employees, agents, and representatives as additional insured.
- c) The additional insured coverage for projects for which the Engineer's Estimate is \$1,000,000 or more must include liability arising out of: (a) Ongoing operations performed by you or on your behalf, (b) your products, (c) your work, e.g., your completed operations performed by you or on your behalf, or (d) premises owned, leased, controlled, or used by you.
- d) The additional insured coverage for projects for which the Engineer's Estimate is less than \$1,000,000 must include liability arising out of: (a) Ongoing operations performed by you or on your behalf, (b) your products, or (c) premises owned, leased, controlled, or used by you.

7-3.5.1.2 Primary and Non-Contributory Coverage. The policy must be endorsed to provide that the coverage with respect to operations, including the completed operations, if appropriate, of the Named Insured is primary to any insurance or self-insurance of the City and its elected officials, officers, employees, agents and representatives. Further, it must provide that any insurance maintained by the City and its elected officials, officers, employees, agents and representatives must be in excess of your insurance and must not contribute to it.

7-3.5.1.3 Project General Aggregate Limit.

The policy or policies must be endorsed to provide a Designated Construction Project General Aggregate Limit that will apply only to the Work. Only claims payments which arise from the Work must reduce the Designated Construction Project General Aggregate Limit. The Designated Construction Project General Aggregate Limit must be in addition to the aggregate limit provided for the products-completed operations hazard.

7-3.5.2 Commercial Automobile Liability Insurance.

7-3.5.2.1 Additional Insured. Unless the policy or policies of Commercial Auto Liability Insurance are written on an ISO form CA 00 01 12 90 or a later version of this form or equivalent form providing coverage at least as broad, the policy must be endorsed to include the City and its respective elected officials, officers, employees, agents, and representatives as additional insured, with respect to liability arising out of automobiles owned, leased, hired or borrowed by you or on your behalf. This endorsement is limited to the obligations permitted by California Insurance Code §11580.04.

7-3.6 Deductibles and Self-Insured Retentions. You must pay for all deductibles and self-insured retentions. You must disclose deductibles and self-insured retentions to the City at the time the evidence of insurance is provided.

7-3.7 Reservation of Rights. The City reserves the right, from time to time, to review your insurance coverage, limits, deductibles and self-insured retentions to determine if they are acceptable to the City. The City will reimburse you, without overhead, profit, or any other markup, for the cost of additional premium for any coverage requested by the Engineer but not required by this contract.

7-3.8 Notice of Changes to Insurance. You must notify the City 30 days prior to any material change to the policies of insurance provided under this contract.

7-3.9 Excess Insurance. Policies providing excess coverage must follow the form of the primary policy or policies e.g., all endorsements.

7-4 WORKERS' COMPENSATION INSURANCE. DELETE in its entirety and SUBSTITUTE with the following:

7-4.1 Workers' Compensation Insurance and Employers Liability Insurance.

1. In accordance with the provisions of §3700 of the California Labor Code, you must provide at your expense Workers' Compensation Insurance and Employers Liability Insurance to protect you against all claims under applicable state workers compensation laws. The City, its elected officials, and employees will not be responsible for any claims in law or equity occasioned by your failure to comply with the requirements of this section.
2. Limits for this insurance must be not less than the following:

<u>Workers' Compensation</u>	<u>Statutory Employers Liability</u>
Bodily Injury by Accident	\$1,000,000 each accident
Bodily Injury by Disease	\$1,000,000 each employee
Bodily Injury by Disease	\$1,000,000 policy limit

3. By signing and returning the Contract you certify that you are aware of the provisions of §3700 of the Labor Code which require every employer to be insured against liability for worker's compensation or to undertake self-insurance in accordance with the provisions of that code and you must comply with such provisions before commencing the Work as required by §1861 of the California Labor Code.

7-4.1.1 Waiver of Subrogation.

The policy or policies must be endorsed to provide that the insurer will waive all rights of subrogation against the City, and its respective elected officials, officers, employees, agents, and representatives for losses paid under the terms of the policy or policies and which arise from work performed by the Named Insured for the City.

7-7 COOPERATION AND COLLATERAL WORK. ADD the following:

The Contractor shall be responsible for coordinating the material delivery schedule and storage with the material vendor(s) and City of San Diego Resident Engineer.

The Contractor shall be responsible for coordinating their work with SDG&E and City of San Diego, Street Division. This coordination may involve installing the streetlights in multiple phases in order to avoid conflicts with overhead utility lines but to avoid dark areas to the maximum extent possible.

7-10.5.3 Steel Plate Covers. Table 7-10.5.3(A), REVISE the plate thickness for 5'-3" trench width to read 1 3/4".

7-15 INDEMNIFICATION AND HOLD HARMLESS AGREEMENT. To the City Supplements, fourth paragraph, last sentence, DELETE in its entirety and SUBSTITUTE with the following:

Your duty to indemnify and hold harmless does not include any claims or liability arising from the established active or sole negligence, or willful misconduct of the City, its officers, or employees.

SECTION 8 - FACILITIES FOR AGENCY PERSONNEL

8-2 FIELD OFFICE FACILITIES. To the City Supplement, DELETE in its entirety.

SECTION 9 - MEASUREMENT AND PAYMENT

9-3.2.5 Withholding of Payment. To the City Supplements, item i), DELETE in its entirety and SUBSTITUTE with the following:

- i) Your failure to comply with 7-2.3, "PAYROLL RECORDS" and 2-16, "CONTRACTOR REGISTRATION AND ELECTRONIC REPORTING SYSTEM."

ADD:

9-3.7 Compensation Adjustments for Price Index Fluctuations. This Contract is not subject to the provisions of The WHITEBOOK for Compensation Adjustments for Price Index Fluctuations for the paving asphalt.

SECTION 203 – BITUMINOUS MATERIALS

203-15 RUBBER POLYMER MODIFIED SLURRY (RPMS). RPMS shall be used on this contract.

SECTION 209 – STREET LIGHTING AND TRAFFIC SIGNAL MATERIALS

209-1 Materials and Installation. To the City Supplements, ADD the following:

The project is partially funded by the Mission Hills Historic Maintenance Assessment District (MAD), and is to furnish and install the community-specified decorative acorn street lighting within the District. Specifications on the community-specified streetlight poles and fixtures and their sample cut sheets have been referenced in the Contract Appendix. The Contractor shall comply with all requirements as set forth in the Contract Appendix.

209-6.4 Induction Cobra Head Luminaire. To the City Supplements, CORRECT certain section numbering as follows:

OLD SECTION NUMBER	TITLE	NEW SECTION NUMBER
209-6.4.7	Luminaire Identification	209-6.4.8
209-6.4.8	Photometric Documentation	209-6.4.9
209-6.4.9	Quality Assurance	209-6.4.10

SECTION 300 – EARTHWORK

300-1.4 Payment. To the City Supplement, paragraph (2), DELETE in its entirety and SUBSTITUTE with the following:

2. Payment for existing pavement removal and disposal of up to 12” thick, within the excavation e.g., trench limits, shall be included in the Bid item for installation of the mains or the Work item that requires pavement removal.

SECTION 306 – UNDERGROUND CONDUIT CONSTRUCTION

306-1 OPEN TRENCH OPERATIONS. To the City Supplements, CORRECT certain section numbering as follows:

OLD SECTION NUMBER	TITLE	NEW SECTION NUMBER
306-1.8	House Connection Sewer (Laterals) and Cleanouts	306-1.9
306-1.7.1	Payment	306-1.9.1
306-1.7.2	Sewer Lateral with Private Replumbing	306-1.9.2
306-1.7.2.1	location	306-1.9.2-1
306-1.7.2.2	Permits	306-1.9.2-2
306-1.7.2.3	Submittals	306-1.9.2-3
306-1.7.2.4	Trenchless Construction	306-1.9.2-4
306-1.7.2.5	Payment	306-1.9.2-5
306-1.7.3.6	Private Pump Installation	306-1.9.2-6
306-1.7.3.7	Payment	306-1.9.2-7

SECTION 307 – STREET LIGHTING AND TRAFFIC SIGNAL SYSTEMS

307-1.1 GENERAL. To the City Supplements ADD the following:

4. The PVC conduit installation under City’s road pavement shall use directional boring method or as directed by the Engineer.

307-2 Payment. To the City Supplement, ADD the following:

- 4 The payment for the Contractor’s coordination effort with the archaeological monitoring shall be included in the unit price paid for conduit/trenching and streetlight foundation installation bid items and no separate payment will be made therefore.

SECTION 705 – WATER DISCHARGES

705-2.6.3 Community Health and Safety Plan. To the City Supplements, DELETE in its entirety and SUBSTITUTE with the following:

705-2.6.3 Community Health and Safety Plan. See 703-2, “Community Health and Safety Plan.”

705-2.6.1 General. Paragraph (3), CORRECT reference to Section 803 to read “Section 703.”

SECTION 707 – RESOURCE DISCOVERIES

ADD:

707-1.1 Environmental Document. The City of San Diego Environmental Analysis Section (EAS) of the Development Services Department has prepared an **Addendum to a Mitigated Negative Declaration for Formation of Underground Surcharge Districts FY 2004, Mission Hills Historic Street Light**, DEP No. **23247**, as referenced in the Contract Appendix. You must comply with all requirements of the Mitigated Negative Declarations as set forth in the Contract Appendix.

Compliance with the City’s environmental document is included in the various Bid items, unless a bid item has been provided.

707-1.2 Archeological and Native American Monitoring Program. To the City Supplement, DELETE in its entirety and SUBSTITUTE within the following:

The City will retain a qualified archaeologist for this contract. The Contractor shall coordinate its activities and schedules with the activities and schedules of the archaeologist monitor. The Contractor shall notify the Engineer and the qualified archaeologist 48 hours before monitoring is required. See 2-11, “INSPECTION” for details.

END OF SUPPLEMENTARY SPECIAL PROVISIONS (SSP)

SUPPLEMENTARY SPECIAL PROVISIONS

APPENDICES

APPENDIX A

Addendum to a Mitigated Negative Declaration



Land Development
Review Division
(619) 446-5460

Addendum to a Mitigated Negative Declaration

Project No. 23247(A)
Addendum to MND Project No.23247

SUBJECT: Tennyson Street from Chatsworth Boulevard to Willow Street and Sterne Street from Tennyson Street to Willow Street Underground Utility District. COUNCIL APPROVAL of the following area to be included into the Underground Surcharge District: Tennyson Street from Chatsworth Boulevard to Willow Street and Sterne Street from Tennyson Street to Willow Street. The proposed project site is located within the Peninsula Community Planning area, Council District 2. Applicant: City of San Diego, Engineering and Capital Projects Department.

I. PROJECT DESCRIPTION:

City Council Approval would allow for the following area to be included into the Underground Surcharge District: Tennyson Street from Chatsworth Boulevard to Willow Street and Sterne Street from Tennyson Street to Willow Street. The project proposes to underground the overhead utility lines in each street right-of-way at a maximum depth of three feet and to remove an existing utility pole.

II. ENVIRONMENTAL SETTING:

The project site is located at Tennyson Street from Chatsworth Boulevard to Willow Street and Sterne Street from Tennyson Street to Willow Street in the R-1 zone of the Peninsula Community Planning area.

IV. DETERMINATION:

The City of San Diego previously prepared a Mitigated Negative Declaration (MND) for the project described in the subject block of the attached MND.

Based upon a review of the current project, it has been determined that:

- a. There are no new significant environmental impacts not considered in the previous MND;
- b. No substantial changes have occurred with respect to the circumstances under which the project is undertaken; and
- c. There is no new information of substantial importance to the project.

Therefore, in accordance with Section 15164 of the State CEQA Guidelines this addendum has been prepared. No public review of this addendum is required under CEQA.

Allison Raap for

Myra Herrmann
Senior Planner
Development Services Department

June 17, 2004
Date of Final Report

Analyst: K. Forburger

DISTRIBUTION:

The addendum and the final MND were distributed to:

City of San Diego

Councilmember Zucchet, District 2, MS 10A
Development Services Department
Engineering and Capital Projects Department, Contact: Esmerelda Yaris

Others

Peninsula Community Planning Board (390)
Peninsula Community Service Center (389)
Peninsula Chamber of Commerce (391)
South Coastal Information Center (210)
Save Our Heritage Organisation (214)
Ron Christman (215)
Dr. Jerry Schaefer (208A)
San Diego County Archaeological Society (218)
San Diego Archaeological Center (212)
Louie Guassac (215A)
Kumeyaay Cultural Repatriation Committee (225)
Native American Distribution (225A-R Public Notice only)
Barona Group of Capitan Grande Band of Mission Indians
Campo Band of Mission Indians
Cuyapaipe Band of Mission Indians
Inaja and Cosmit Band of Mission Indians
Jamul Band of Mission Indians
La Posta Band of Mission Indians
Manzanita Band of Mission Indians
Sycuan Band of Mission Indians
Viejas Group of Capitan Grande Band of Mission Indians
Mesa Grande Band of Mission Indians
San Pasqual Band of Mission Indians
Santa Ysabel Band of Diegueño Indians
La Jolla Band of Mission Indians
Pala Band of Mission Indians
Pauma Band of Mission Indians
Pechanga Band of Mission Indians
Rincon Band of Luiseno Mission Indians
Los Coyotes Band of Mission Indians



Land Development
Review Division
(619) 446-5460

Mitigated Negative Declaration

Project No.23247

SUBJECT: Formation of Underground Surchage Districts-FY2004: CITY COUNCIL APPROVAL of the formation of the following seven Underground Surchage Districts :**District 1 Block 1F**, beginning at the intersection of La Jolla Boulevard and Coast Boulevard north, the District is generally bounded on the north by La Jolla Boulevard and Silver Street, on the East by Eads Avenue, on the south by Glenview Lane, Olivetas Avenue and Sea Lane, and on the west by the Pacific Ocean coastline to Coast Boulevard; **District 2 Block 2E**, beginning at the intersection of Taylor Street along a private road extension of Pine Street, the District is generally bounded by the north edge of the mesa north of Pine Street, on the East by Allen, Arden, and Loma Pass Streets, on the south by the south edge of the parcels on the south side of Guy and Juan Streets, and on the west by Alta Mirano Street and includes a portion of Presidio Community Park; **District 3 Block 3FF**, beginning at the southbound off-ramp from Fairmount Avenue to Montezuma Road, the District is generally bounded on the north by Montezuma Road, on the east by Collwood Boulevard, on the south by El Cajon Boulevard, north on 51st Street to Madison Avenue to Estrella Street, and on the west by a line that generally connects Estrella Street to Talmadge Canyon, Talmadge Park and the east side of Fairmount Avenue; **District 4 Block 4G**, beginning at the intersection of 45th Avenue and the east side of I-805, the District is generally bounded on the north by Hartley Street and the north side of the San Diego Metropolitan Transit trolley ROW, on the east by North Euclid Avenue, on the south by Logan Avenue, and on the west by the western edge of the I-805 corridor; **District Block 7F**; beginning at the intersection of University Avenue and Rolando Street, the District is generally bounded on the north by University Avenue, on the east by 69th Street, on the south by Marlow Drive and the south edge of the parcels on the south side of Bing and Jeff Streets, and on the west by College Avenue, on the north by a line that goes east just north of the parcels on the north side of Cella Vista to Rolando Street, and on the west by Rolando Street; **District 8 Block 8F**, beginning at the intersection of 24th and I streets, the District is generally bounded on the north by I street, on the east by portions of 26th Street, to an alley between J Street and K Street and east on the alley to 27th Street, on the south by Commercial Street, on the west to 21st and east on alley between L Street and Imperial Avenue to 24th Street, and on the west by 24th Street; and **Curran Street from Continental Street to Sikorsky Way**. The scope of work includes trenching approximately three feet deep by one foot wide along one side of each right-of-way, installing conduit and substructures such as transformers on concrete pads, installing cable through the conduits, providing individual customer connections; removing existing overhead lines and poles and installing new streetlights in the La Jolla; Old San Diego; Uptown (Mission Hills); Mid-Cities (Kensington-Talmadge and Eastern Areas); Southeastern San Diego (Encanto, Grant Hill/Sherman Heights). Applicant : City of San Diego, Engineering and Capital Projects Department.

- I. PROJECT DESCRIPTION: See attached Initial Study.
- II. ENVIRONMENTAL SETTING: See attached Initial Study.
- III. DETERMINATION:

The City of San Diego conducted an Initial Study which determined that the proposed project could have a significant environmental effect. Subsequent revisions in the project proposal create the specific mitigation identified in Section V of this Mitigated Negative Declaration. The project as revised now avoids or mitigates the potentially significant environmental effects previously identified, and the preparation of an Environmental Impact Report will not be required.

- IV. DOCUMENTATION:

The attached Initial Study documents the reasons to support the above determination.

- V. MITIGATION, MONITORING AND REPORTING PROGRAM:

Historical Resources (Archaeology)

Prior to Preconstruction (Precon) Meeting

1. Land Development Review (LDR) Plan Check
 - Prior to the first Precon Meeting, the Environmental Review Manager (ERM) of LDR shall verify that the requirements for Archaeological Monitoring and Native American monitoring, if applicable, have been noted on the appropriate construction documents.
2. Letters of Qualification have been submitted to ERM
 - Prior to the first Precon Meeting, the applicant shall provide a letter of verification to the ERM of LDR stating that a qualified Archaeologist, as defined in the City of San Diego Historical Resources Guidelines (HRG), has been retained to implement the monitoring program. **If applicable, individuals involved in the archaeological monitoring program must have completed the 40-hour HAZWOPER training with certification documentation.**
3. Second Letter Containing Names of Monitors has been sent to Mitigation Monitoring Coordination (MMC)
 - a. At least thirty days prior to the Precon Meeting a second letter shall be submitted to MMC which shall include the name of the Principal Investigator (PI) and the names of all persons involved in the Archaeological Monitoring of the project.
 - b. MMC will provide Plan Check with a copy of both the first and second letter.
4. Records Search Prior to Precon Meeting

At least thirty days prior to the Precon Meeting the qualified Archaeologist shall verify that a records search has been completed and updated as necessary and be prepared to introduce any pertinent information concerning expectations and probabilities of discovery during trenching and and or grading activities. Verification includes, but is not limited to a copy of a confirmation letter from South Coast Information Center, or, if the search was in-house, a letter of verification from the PI stating that the search was completed.

Precon Meeting

1. Monitor Shall Attend Precon Meetings

- a. Prior to beginning any work that requires monitoring, the Applicant shall arrange a Precon Meeting that shall include the Archaeologist, Construction Manager and/or Grading Contractor, Resident Engineer (RE), Building Inspector (BI), if appropriate, and MMC. The qualified Archaeologist shall attend any grading related Precon Meetings to make comments and/or suggestions concerning the Archaeological Monitoring program with the Construction Manager and/or Grading Contractor.
- b. If the Monitor is not able to attend the Precon Meeting, the RE or BI, if appropriate, will schedule a focused Precon Meeting for MMC, EAS staff, as appropriate, Monitors, Construction Manager and appropriate Contractor’s representatives to meet and review the job on-site prior to start of any work that requires monitoring.

2. Units of Measure and Cost of Curation for CIP or Other Public Projects

Units of measure and cost of curation will be discussed and resolved at the Precon Meeting prior to start of any work that requires monitoring.

3. Identify Areas to be Monitored

At the Precon Meeting, the Archaeologist shall submit to MMC a copy of the site and grading plan (reduced to 11x17) that identifies areas to be monitored as well as areas that may require delineation of grading limits, as follows:

- All of District 1 Block 1F (See IS Figure 1)
- All of District 2 Block 2E (See IS Figure 2)
- Portions of District 3 Block 3FF (See IS Figure 3)
- Portions of District 4 Block 4G (See IS Figure 4)
- Portions of District 7 Block 7F (See IS Figure 5)
- All of District 8 Block 8F (See IS Figure 6)
- Curran Street from Continental Street to Sikorsky Way. (See IS Figure 7)

4. When Monitoring Will Occur

Prior to the start of work, the Archaeologist shall also submit a construction schedule to MMC through the RE or BI, as appropriate, indicating when and where monitoring is to begin and shall notify MMC of the start date for monitoring.

- resources; and,
- (c) There are no unique features and artifacts associated with the deposit.
 - (d) A preliminary description and photographs, if available, shall be transmitted to MMC.
 - (e) MMC will forward the information to EAS for consultation and verification that it is a small historic deposit.
- (3) Procedures for documentation, curation and reporting
The following constitutes adequate mitigation of a small historic deposit to reduce impacts due to excavation activities to below a level of significance.
- (a) 100% of the artifacts within the trench alignment and width shall be documented in-situ, to include photographic records, plan view of the trench and profiles of side walls, recovered, photographed after cleaning and analyzed and curated.
 - (b) The remainder of the deposit within the limits of excavation (trench walls) shall be left intact.
 - (c) If site significance can not be determined, the Final Results Report and Site Record (DPR Form 523A and B) shall identify the deposit as “potentially significant”.
 - (d) The Final Results Report shall include a requirement for monitoring of any future work in the vicinity.
4. Human Remains
- If Human remains are discovered, work shall halt in that area and the following procedures set forth in the California Public Resources Code (Sec. 5097.98) and State Health and Safety Code (Sec. 7050.5) will be taken:
- a. Notification
 - (1) Archaeological Monitor shall notify the RE or BI as appropriate, MMC, and the PI, if the Monitor is not qualified as a PI. MMC will notify the appropriate Senior Planner in the Environmental Analysis Section (EAS).
 - (2) The PI shall notify the Medical Examiner after consultation with the RE, either in person or via telephone.
 - b. Isolate discovery site
 - (1) Work will be directed from the location of the discovery and any nearby area reasonably suspected to overlay adjacent human remains until a determination can be made by the Medical Examiner in consultation with the PI concerning the provenance of the remains.
 - (2) The Medical Examiner, in consultation with the PI, shall determine the need for a field examination to determine the provenance.
 - (3) If a field examination is not warranted, the Medical Examiner shall determine with input from the PI, if the remains are or are most likely to be of Native American origin.

- resources; and,
- (c) There are no unique features and artifacts associated with the deposit.
 - (d) A preliminary description and photographs, if available, shall be transmitted to MMC.
 - (e) MMC will forward the information to EAS for consultation and verification that it is a small historic deposit.
- (3) Procedures for documentation, curation and reporting
The following constitutes adequate mitigation of a small historic deposit to reduce impacts due to excavation activities to below a level of significance.
- (a) 100% of the artifacts within the trench alignment and width shall be documented in-situ, to include photographic records, plan view of the trench and profiles of side walls, recovered, photographed after cleaning and analyzed and curated.
 - (b) The remainder of the deposit within the limits of excavation (trench walls) shall be left intact.
 - (c) If site significance can not be determined, the Final Results Report and Site Record (DPR Form 523A and B) shall identify the deposit as “potentially significant”.
 - (d) The Final Results Report shall include a requirement for monitoring of any future work in the vicinity.
4. Human Remains
- If Human remains are discovered, work shall halt in that area and the following procedures set forth in the California Public Resources Code (Sec. 5097.98) and State Health and Safety Code (Sec. 7050.5) will be taken:
- a. Notification
 - (1) Archaeological Monitor shall notify the RE or BI as appropriate, MMC, and the PI, if the Monitor is not qualified as a PI. MMC will notify the appropriate Senior Planner in the Environmental Analysis Section (EAS).
 - (2) The PI shall notify the Medical Examiner after consultation with the RE, either in person or via telephone.
 - b. Isolate discovery site
 - (1) Work will be directed from the location of the discovery and any nearby area reasonably suspected to overlay adjacent human remains until a determination can be made by the Medical Examiner in consultation with the PI concerning the provenance of the remains.
 - (2) The Medical Examiner, in consultation with the PI, shall determine the need for a field examination to determine the provenance.
 - (3) If a field examination is not warranted, the Medical Examiner shall determine with input from the PI, if the remains are or are most likely to be of Native American origin.

- c. If Human Remains are determined to be Native American
 - (1) The Medical Examiner shall notify the Native American Heritage Commission (NAHC). By law, **ONLY** the Medical Examiner can make this call.
 - (2) The NAHC will contact the PI within 24 hours or sooner, after Medical Examiner has completed coordination.
 - (3) NAHC will identify the person or persons determined to be the Most Likely Descendent (MLD) and provide contact information..
 - (4) The PI will coordinate with the MLD for additional consultation.
 - (5) Disposition of Native American Human Remains will be determined between the MLD and the PI, IF:
 - (a) The NAHC is unable to identify the MLD, OR the MLD failed to make a recommendation within 24 hours after being notified by the Commission; OR;
 - (b) The landowner or authorized representative rejects the recommendation of the MLD and mediation in accordance with PRC 5097.94 (k) by the NAHC fails to provide measures acceptable to the landowner.

- d. If Human Remains are **NOT** Native American
 - (1) The PI shall contact the Medical Examiner and notify them of the historic era context of the burial.
 - (2) The Medical Examiner will determine the appropriate course of action with the PI and City staff (PRC 5097.98).

- 5. Night Work
 - a. If night work is included in the contract
 - (1) When night work is included in the contract package, the extent and timing shall be presented and discussed at the precon meeting.
 - (2) The following procedures shall be followed.
 - (a) No Discoveries

In the event that nothing was found during the night work, The PI will record the information on the Site Visit Record Form.
 - (b) Minor Discoveries

All Minor Discoveries will be processed and documented using the existing procedures under **During Construction; 3. c.**, for Small Historic Discoveries, with the exception in **During Construction; 3. c. (1)(a)**, that the PI will contact MMC by 9 A.M. the following morning.
 - (c) Potentially Significant Discoveries

If the PI determines that a potentially significant discovery has been made, the procedures under **During Construction; 3. a. & b.** will be followed, with the exception that in **During Construction; 3. a.**, the PI will contact MMC by 8AM the following morning to report and discuss the findings.

- b. If night work becomes necessary during the course of construction
 - (1) The Construction Manager shall notify the RE, or BI, as appropriate, a minimum of 24 hours before the work is to begin.
 - (2) The RE, or BI, as appropriate, will notify MMC immediately.
- c. All other procedures described above will apply, as appropriate.
- 6. Notification of Completion

The Archaeologist shall notify MMC and the RE or the BI, as appropriate, in writing of the end date of monitoring.

Post Construction

- 1. Handling and Curation of Artifacts and Letter of Acceptance
 - a. The Archaeologist shall be responsible for ensuring that all cultural remains collected are cleaned, catalogued, and permanently curated with an appropriate institution; that a letter of acceptance from the curation institution has been submitted to MMC; that all artifacts are analyzed to identify function and chronology as they relate to the history of the area; that faunal material is identified as to species; and that specialty studies are completed, as appropriate.
 - b. Curation of artifacts associated with the survey, testing and/or data recovery for this project shall be completed in consultation with LDR and the Native American representative, as applicable.
- 2. Final Results Reports (Monitoring and Research Design And Data Recovery Program)
 - a. Within three months following the completion of monitoring, two copies of the Final Results Report (even if negative) and/or evaluation report, if applicable, which describes the results, analysis, and conclusions of the Archaeological Monitoring Program (with appropriate graphics) shall be submitted to MMC for approval by the ERM of LDR.
 - b. For significant archaeological resources encountered during monitoring, the Research Design And Data Recovery Program shall be included as part of the Final Results Report.
 - c. MMC shall notify the RE or BI, as appropriate, of receipt of the Final Results Report.
- 3. Recording Sites with State of California Department of Park and Recreation

The Archaeologist shall be responsible for recording (on the appropriate State of California Department of Park and Recreation forms-DPR 523 A and B) any significant or potentially significant resources encountered during the Archaeological Monitoring Program in accordance with the City's Historical Resources Guidelines, and submittal of such forms to the South Coastal Information Center with the Final Results Report.

VI. PUBLIC REVIEW DISTRIBUTION:

Draft copies or notice of this Mitigated Negative Declaration were distributed to:

County of San Diego

Parks and Recreation (69)

City of San Diego

Councilmember Peters, District 1

Councilmember Zucchet, District 2

Councilmember Atkins, District 3

Councilmember Lewis, District 4

Councilmember Madaffer, District 7

Councilmember Inzunza, District 8

Planning Department

Development Services Department

Engineering & Capital Projects

Historical Resources Board (87)

Mid-City Branch Community Service Center (295)

Central Community Service center (451)

Market Street Community Service Center (451a)

Others

Kensington Talmadge Planning Committee (290)

Rolando Community Council (288)

La Jolla Town Council (273)

La Jolla Historical Society (274)

La Jolla Community Planning Association (275)

Mid City Development Corporation (289)

Mission Hills Association (327)

Old Town Community Planning Committee (368)

Old Town SD Chamber of Commerce (369)

Southeast San Diego Organizing Project (497)

Southeast Economic Development Corporation (448)

Southeast San Diego Development Committee (449)

Eastern Area Planning Committee (302)

Uptown Planners (498)

Encanto Neighborhood (449A)

San Diego Transit Corporation (112)

SDGE (114)

MTDB (115)

San Diego City Schools (132)

South Coastal Information Center, San Diego State University (210)

Save Our Heritage Organisation (214)

San Diego Archaeological Center (212)


San Diego County Archaeological Society, Inc. (218)

Dr. Jerry Schaefer (209)
Ron Christman (215)
Louie Guassac (215A)
Kumeyaay Cultural Repatriation Committee (225)
Native American Distribution (225A-R) **NOTICE ONLY**
Barona Group of Capitan Grande Band of Mission Indians
Campo Band of Mission Indians
Cuyapaipe Band of Mission Indians
Inaja and Cosmit Band of Mission Indians
Jamul Band of Mission Indians
La Posta Band of Mission Indians
Manzanita Band of Mission Indians
Sycuan Band of Mission Indians
Viejas Group of Capitan Grande Band of Mission Indians
Mesa Grande Band of Mission Indians
San Pasqual Band of Mission Indians
Santa Ysabel Band of Diegueño Indians
La Jolla Band of Mission Indians
Pala Band of Mission Indians
Pauma Band of Mission Indians
Pechanga Band of Mission Indians
Rincon Band of Luiseno Mission Indians
Los Coyotes Band of Mission Indians

VII. RESULTS OF PUBLIC REVIEW:

- () No comments were received during the public input period.
- (x) Comments were received but did not address the draft Mitigated Negative Declaration finding or the accuracy and completeness of the Initial Study. No response is necessary. The letters are attached.
- () Comments addressing the findings of the draft Mitigated Negative Declaration and/or accuracy or completeness of the Initial Study were received during the public input period. The letters and responses follow.

Copies of the draft Mitigated Negative Declaration, the Monitoring and Reporting Program and any Initial Study material are available in the office of the Land Development Review Division for review, or for purchase at the cost of reproduction.


Myra Herrmann, Senior Planner
Development Services Department

December 1, 2003
Date of Draft Report

December 23, 2003
Date of Final Report

Analyst: Modee



San Diego County Archaeological Society, Inc.

Environmental Review Committee

7 December 2003

To: Mr. Richard Modee
Development Services Department
City of San Diego
1222 First Avenue, Mail Station 501
San Diego, California 92101

Subject: Proposed Mitigated Negative Declaration
Formation of Underground Surcharge Districts – FY2004
Project No. 23247

Dear Mr. Modee:

I have reviewed the subject PMND on behalf of this committee of the San Diego County Archaeological Society.

Based on the information contained in the PMND and initial study, we concur with the impact analysis and mitigation measures for historical resources as presented in the PMND.

Thank you for affording SDCAS this opportunity to review and comment upon this project's environmental analysis.

Sincerely,


James W. Royle, Jr., Chairperson
Environmental Review Committee

cc: SDCAS President
File

City of San Diego
Development Services Department
LAND DEVELOPMENT REVIEW DIVISION
1222 First Avenue, Mail station 501
San Diego, CA 92101
(619) 446-5460

INITIAL STUDY
Project No. 23247

SUBJECT: Formation of Underground Surcharge Districts - FY2004: CITY COUNCIL APPROVAL of the formation of the following seven Underground Surcharge Districts :**District 1 Block 1F**, beginning at the intersection of La Jolla Boulevard and Coast Boulevard north, the District is generally bounded on the north by La Jolla Boulevard and Silver Street, on the East by Eads Avenue, on the south by Glenview Lane, Olivetas Avenue and Sea Lane, and on the west by the Pacific Ocean coastline to Coast Boulevard; **District 2 Block 2E**, beginning at the intersection of Taylor Street along a private road extension of Pine Street, the District is generally bounded by the north edge of the mesa north of Pine Street, on the East by Allen, Arden, and Loma Pass Streets, on the south by the south edge of the parcels on the south side of Guy and Juan Streets, and on the west by Alta Mirano Street and includes a portion of Presidio Community Park; **District 3 Block 3FF**, beginning at the southbound off-ramp from Fairmount Avenue to Montezuma Road, the District is generally bounded on the north by Montezuma Road, on the east by Collwood Boulevard, on the south by El Cajon Boulevard, north on 51st Street to Madison Avenue to Estrella Street, and on the west by a line that generally connects Estrella Street to Talmadge Canyon, Talmadge Park and the east side of Fairmount Avenue; **District 4 Block 4G**, beginning at the intersection of 45th Avenue and the east side of I-805, the District is generally bounded on the north by Hartley Street and the north side of the San Diego Metropolitan Transit trolley ROW, on the east by North Euclid Avenue, on the south by Logan Avenue, and on the west by the western edge of the I-805 corridor; **District Block 7F**, beginning at the intersection of University Avenue and Rolando Street, the District is generally bounded on the north by University Avenue, on the east by 69th Street, on the south by Marlow Drive and the south edge of the parcels on the south side of Bing and Jeff Streets, and on the west by College Avenue, on the north by a line that goes east just north of the parcels on the north side of Cella Vista to Rolando Street, and on the west by Rolando Street; **District 8 Block 8F**, beginning at the intersection of 24th and I streets, the District is generally bounded on the north by I street, on the east by portions of 26th Street, to an alley between J Street and K Street and east on the alley to 27th Street, on the south by Commercial Street, on the west to 21st and east on alley between L Street and Imperial Avenue to 24th Street, and on the west by 24th Street; and **Curran Street from Continental Street to Sikorsky Way**. The scope of work includes trenching approximately three feet deep by one foot wide along one side of each right-of-way, installing conduit and substructures such as transformers on concrete pads, installing cable through the conduits, providing

individual customer connections; removing existing overhead lines and poles and installing new streetlights in the La Jolla; Old San Diego; Uptown (Mission Hills); Mid-Cities (Kensington-Talmadge and Eastern Areas); Southeastern San Diego (Encanto, Grant Hill/Sherman Heights).. Applicant : City of San Diego, Engineering and Capital Projects Department.

I. PURPOSE AND MAIN FEATURES:

The proposed formation of the seven Underground Surcharge Districts (USD) would improve the visual character of the neighborhoods by removing the poles and overhead lines and would provide additional protection to electrical service to the communities. The scope of work within the seven USDs, District 1 Block 1F; District 2 Block 2E; District 3 Block 3FF; District 4 Block 4G; District 7 Block 7F; District 8 Block 8F; and Curran Street from Continental Street to Sikorsky Way consists of trenching approximately 3 feet deep by one foot wide along one side of each right-of-way, installing conduit and substructures such as transformers on concrete pads, installing cable through the conduits, providing individual customer connections, removing existing overhead lines and poles and installing new streetlights. (See Figures 1 - 7)

II. ENVIRONMENTAL SETTING:

The infrastructure within the proposed USDs consists of paved public streets and alleys. Land uses within the seven USDs consist of predominantly single-family and multi-family residential development. In addition, the I-805 corridor forms the western boundary of District 4 and the San Diego Metropolitan Transit trolley corridor passes through the northern section of District 4; The Pacific Ocean shoreline forms a portion of the western edge of District 1; and the Presidio in Old Town is included in the northwestern section of District 2.

III. Environmental Analysis: See attached Initial Study Checklist.

IV. DISCUSSION:

Historical Resources (Archaeology)

The proposed UGU Districts are located in areas of San Diego which have a high potential for archaeological resources. Several known archaeological sites are located within close proximity to the proposed UGU District alignments and have the potential to be impacted during trenching activities required for implementation of the project. Therefore, the project has the potential to result in significant impacts to archaeological resources and a Mitigation, Monitoring and Reporting Program (MMRP) would be required during trenching activities. Implementation of a monitoring program would reduce the potential impacts to subsurface historical resources to below a level of significance in accordance with Section V - MMRP of the Mitigation, Monitoring and Reporting Program.

V. RECOMMENDATION:

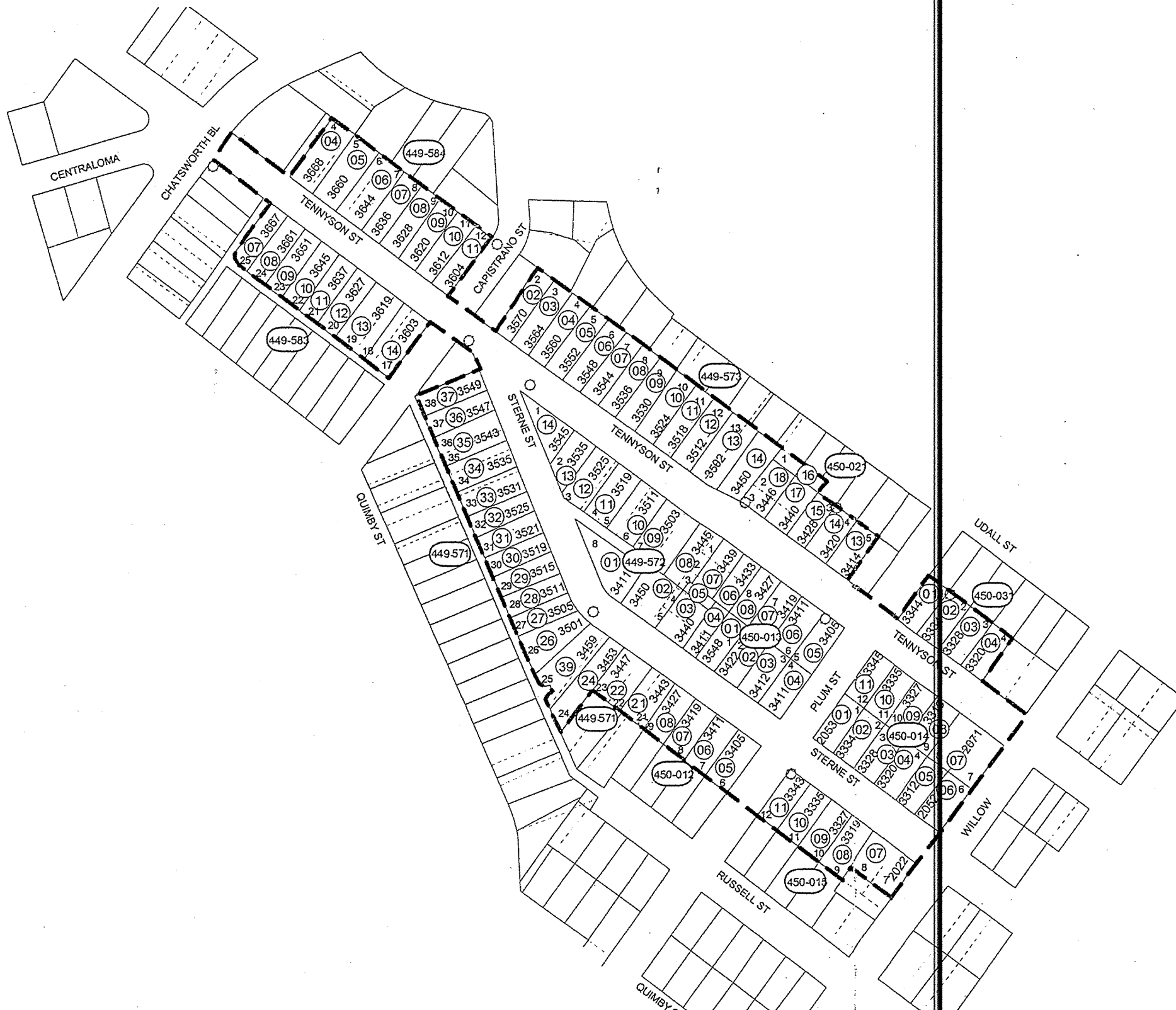
On the basis of this initial evaluation:

- The proposed project would not have a significant effect on the environment, and a NEGATIVE DECLARATION should be prepared.
- Although the proposed project could have a significant effect on the environment, there will not be significant effect in this case because mitigation measures described in Section IV above have been added to the project. A MITIGATED NEGATIVE DECLARATION should be prepared.
- The proposed project MAY have a significant impact on the environment, and an ENVIRONMENTAL IMPACT REPORT should be required.


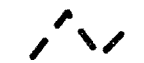





Analyst: Modee

Attachments: Figures 1 through 7, Vicinity Maps and Underground Surcharge Districts Initial Study Checklist

TENNYSON STREET (CHATSWORTH BLVD TO WILLOW ST) UNDERGROUND UTILITY DISTRICT

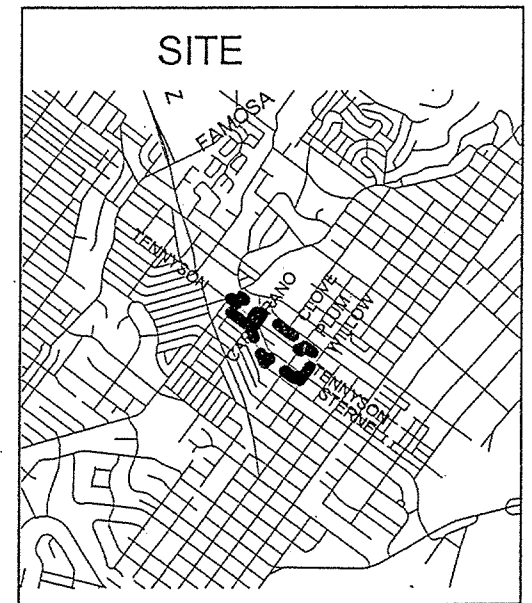


LEGEND

-  MATCH LINE
-  DISTRICT BOUNDARY
-  448-433 ASSESSOR'S BOOK & PAGE NO.
-  ⑤ ASSESSOR'S PARCEL NO.
-  4752 ADDRESS
-  ○ EXISTING STREET LIGHT
-  ● EXISTING POLES

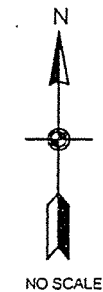
RESOLUTION NO.: _____

DATE ADOPTED: _____



SITE

VICINITY MAP



Every reasonable effort has been made to assure the accuracy of this map. However, neither the RUIS participants nor San Diego Data Processing Corporation assume any liability arising from its use. THIS MAP IS PROVIDED WITHOUT WARRANTY OF ANY KIND, EITHER EXPRESS OR IMPLIED, INCLUDING, BUT NOT LIMITED TO, THE IMPLIED WARRANTIES OF MERCHANTABILITY AND FITNESS FOR A PARTICULAR PURPOSE. PROPRIETARY INFORMATION: The use of this information is pursuant to sublicense agreement only. Any resale or retransmission of this information is prohibited, except in accordance with such sublicense agreements.

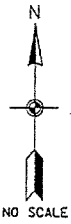
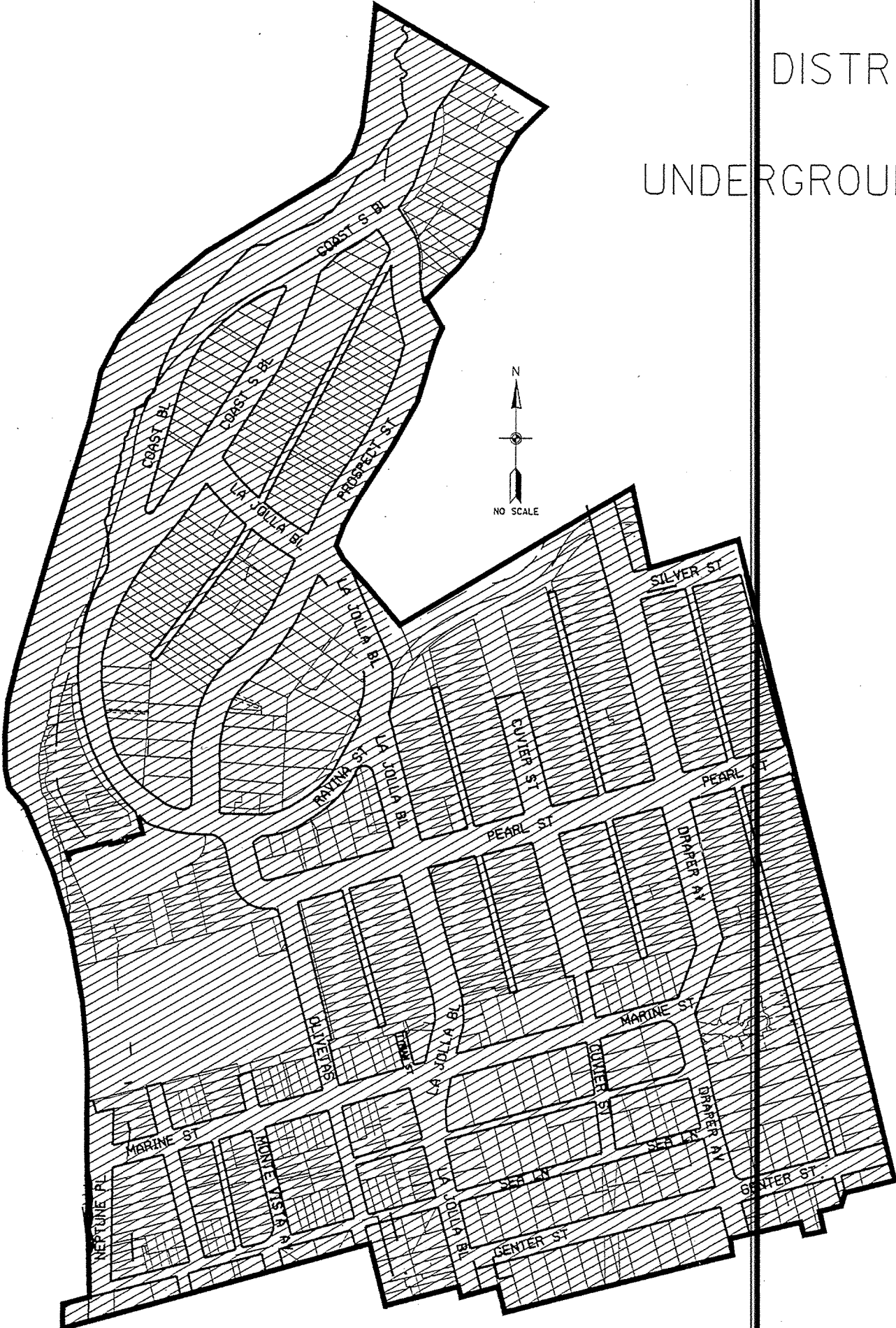
TENNYSON STREET (CHATSWORTH BLVD TO WILLOW ST) UNDERGROUND UTILITY DISTRICT

CITY OF SAN DIEGO, CALIFORNIA
ENGINEERING AND CAPITAL PROJECTS DEPARTMENT
SHEET 1 OF 1 SHEETS



w.o.
NO 373045

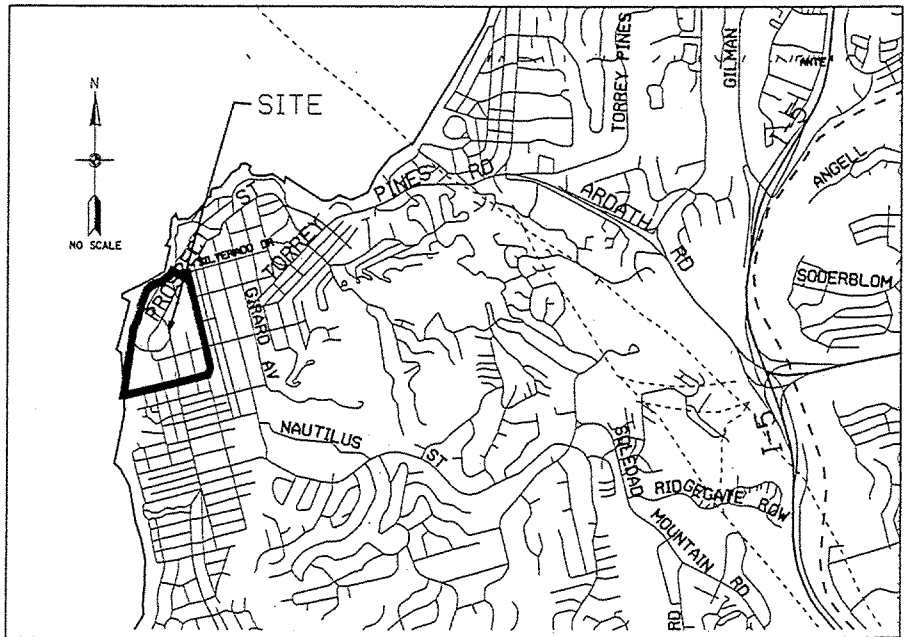
FOR CITY ENGINEER				DATE	DIVISION HEAD
DESCRIPTION	BY	APPROVED	DATE	FILMED	
FILE NAME	DATE				DESIGN ENGINEER
	06/01/04	AS			CONTROL CERTIFICATION
					206-1698
AS-BUILT					LAMBERT COORDINATES
CONTRACTOR		DATE STARTED			33150-D
INSPECTOR		DATE COMPLETED			

DISTRICT 1 BLOCK 1F UNDERGROUND UTILITY DISTRICT



LEGEND:

-  DISTRICT BOUNDARY
-  MONITORING REQUIRED



VICINITY MAP



Every reasonable effort has been made to assure the accuracy of this map. However, neither the RUIS participants nor San Diego Data Processing Corporation assume any liability arising from its use.

THIS MAP IS PROVIDED WITHOUT WARRANTY OF ANY KIND, EITHER EXPRESS OR IMPLIED, INCLUDING, BUT NOT LIMITED TO, THE IMPLIED WARRANTIES OF MERCHANTABILITY AND FITNESS FOR A PARTICULAR PURPOSE.

PROPRIETARY INFORMATION: The use of this information is pursuant to sublicense agreement only. Any resale or relicensing of this information is prohibited, except in accordance with such sublicensing agreements.

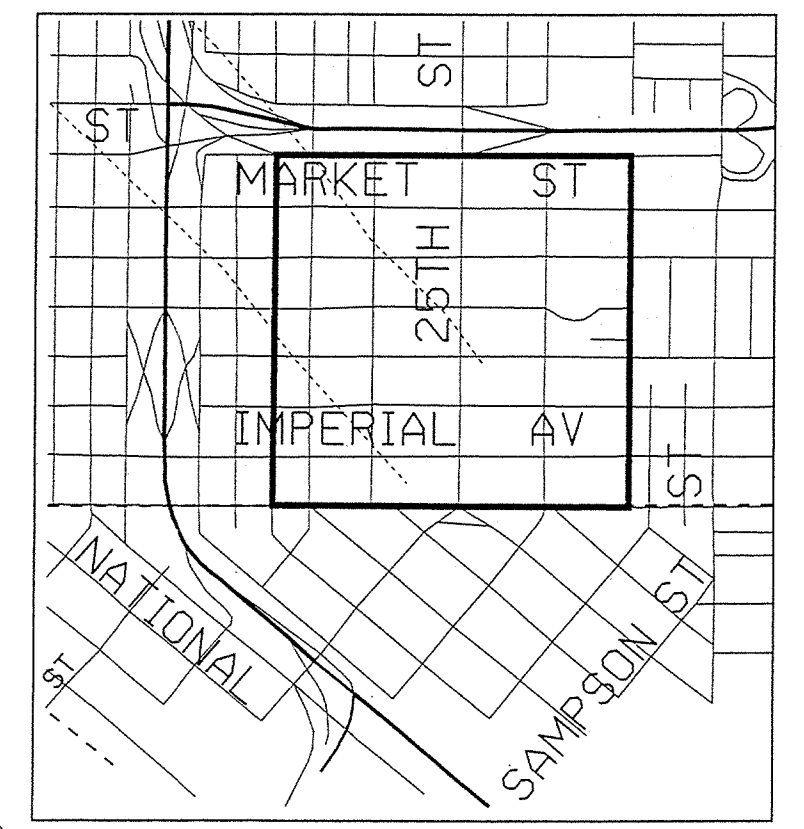
FIGURE 1
DISTRICT 1 BLOCK 1F
UNDERGROUND UTILITY DISTRICT

DISTRICT 8 BLOCK 8 F UNDERGROUND UTILITY DISTRICT



LEGEND:

- DISTRICT BOUNDARY
- MONITORING REQUIRED



VICINITY MAP



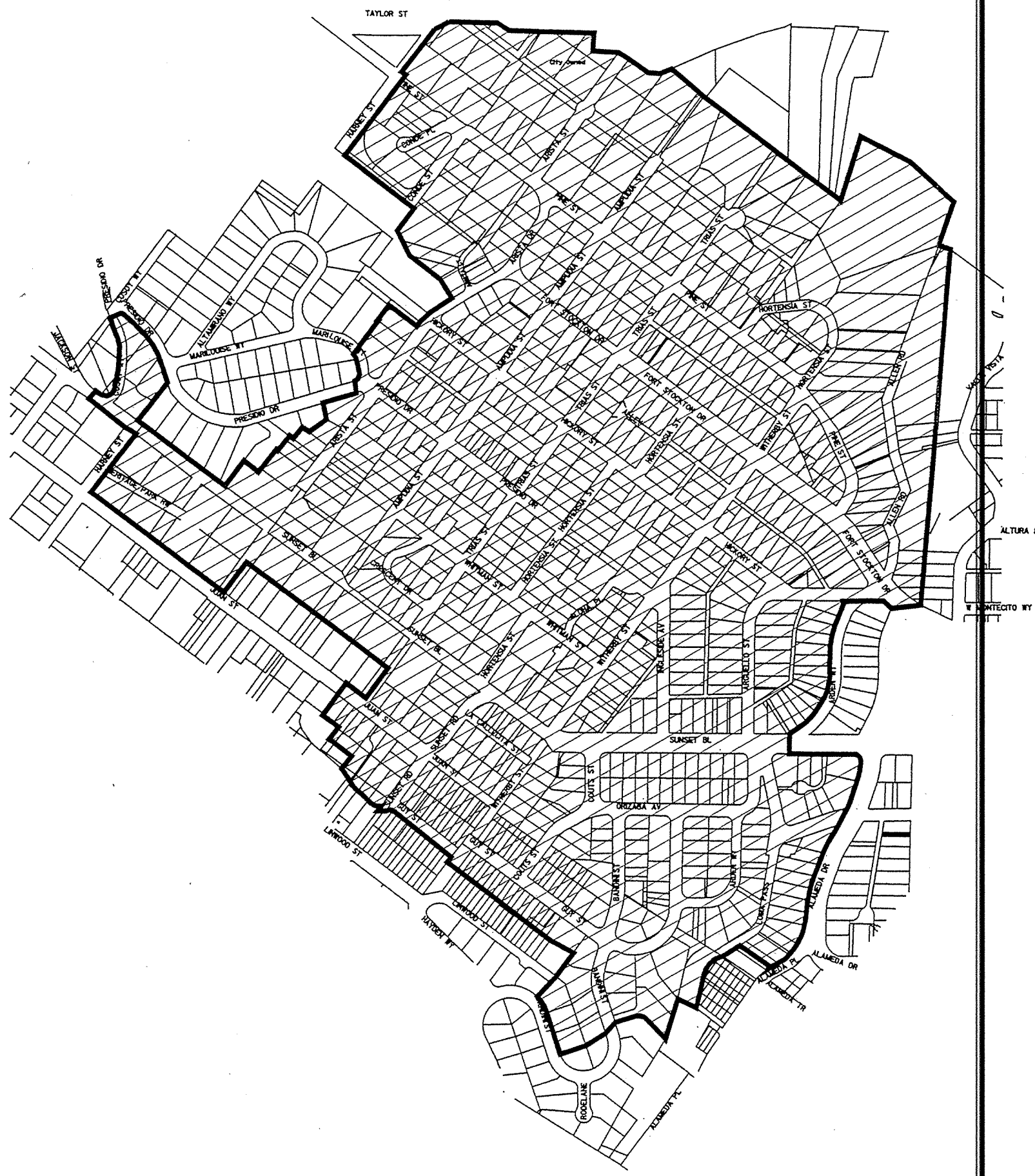
Every reasonable effort has been made to assure the accuracy of this map. However, neither the RUIS participants nor San Diego Data Processing Corporation assume any liability arising from its use.

THIS MAP IS PROVIDED WITHOUT WARRANTY OF ANY KIND, EITHER EXPRESS OR IMPLIED, INCLUDING, BUT NOT LIMITED TO, THE IMPLIED WARRANTIES OF MERCHANTABILITY AND FITNESS FOR A PARTICULAR PURPOSE.



PROPRIETARY INFORMATION: The use of this information is pursuant to sublicense agreement only. Any resale or relicensing of this information is prohibited, except in accordance with such sublicense agreements.

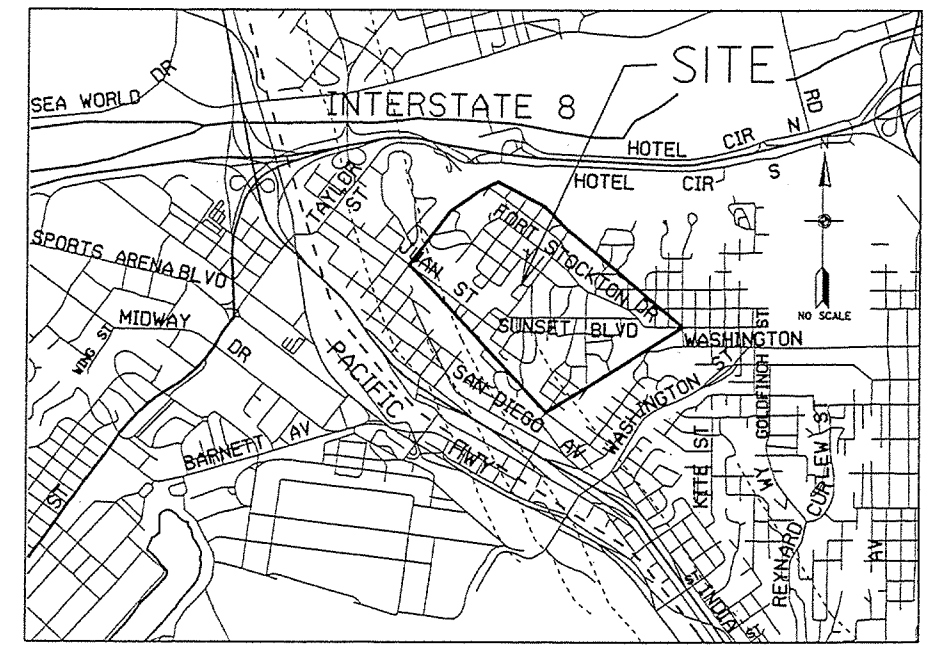
FIGURE 6
DISTRICT 8
BLOCK 8 F
UNDERGROUND UTILITY DISTRICT

DISTRICT 2 BLOCK 2 E UNDERGROUND UTILITY DISTRICT

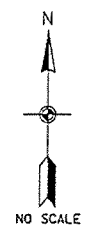


LEGEND:

-  DISTRICT BOUNDARY
-  MONITORING REQUIRED



VICINITY MAP



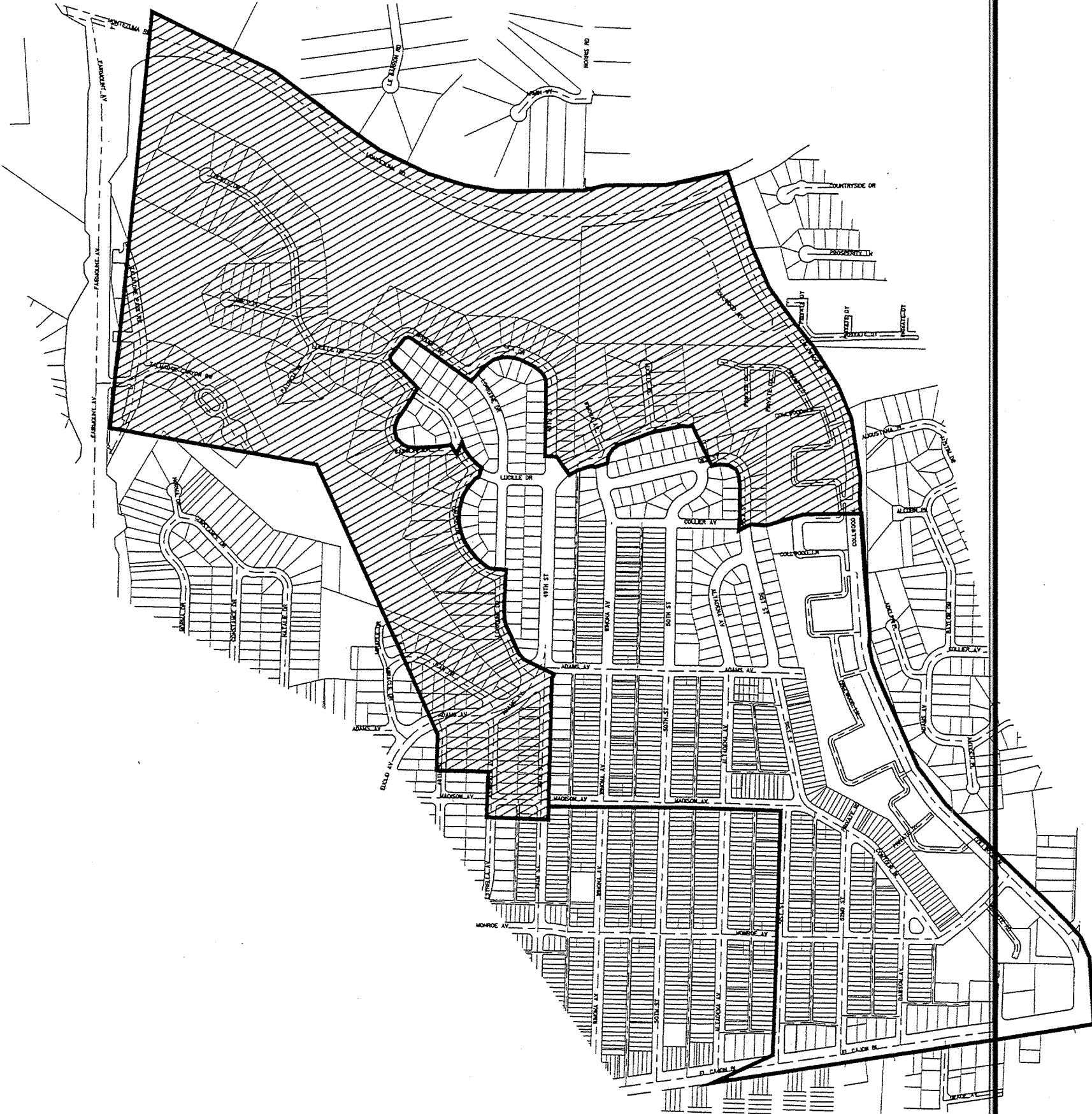
Every reasonable effort has been made to assure the accuracy of this map. However, neither the RUIS participants nor San Diego Data Processing Corporation assume any liability arising from its use.

THIS MAP IS PROVIDED WITHOUT WARRANTY OF ANY KIND, EITHER EXPRESS OR IMPLIED, INCLUDING, BUT NOT LIMITED TO, THE IMPLIED WARRANTIES OF MERCHANTABILITY AND FITNESS FOR A PARTICULAR PURPOSE.


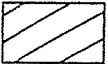
PROPRIETARY INFORMATION: The use of this information is pursuant to sublicense agreement only. Any resale or relicensing of this information is prohibited, except in accordance with such sublicensing agreements.

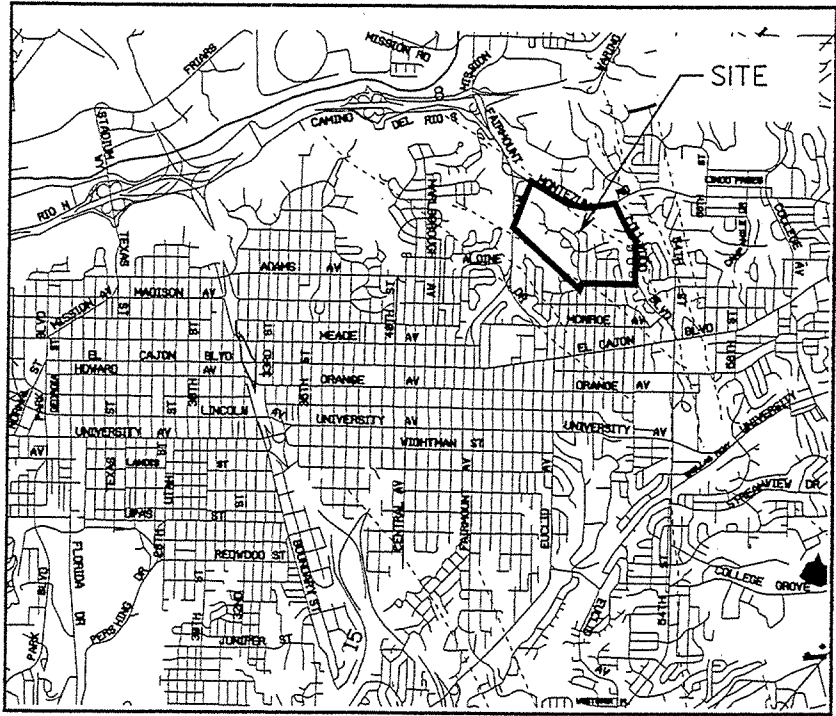
FIGURE 2
DISTRICT 2
BLOCK 2 E
UNDERGROUND UTILITY DISTRICT

DISTRICT 3 BLOCK 3 F F UNDERGROUND UTILITY DISTRICT



LEGEND:

-  DISTRICT BOUNDARY
-  MONITORING REQUIRED



VICINITY MAP



Every reasonable effort has been made to assure the accuracy of this map. However, neither the RUIS participants nor San Diego Data Processing Corporation assume any liability arising from its use.

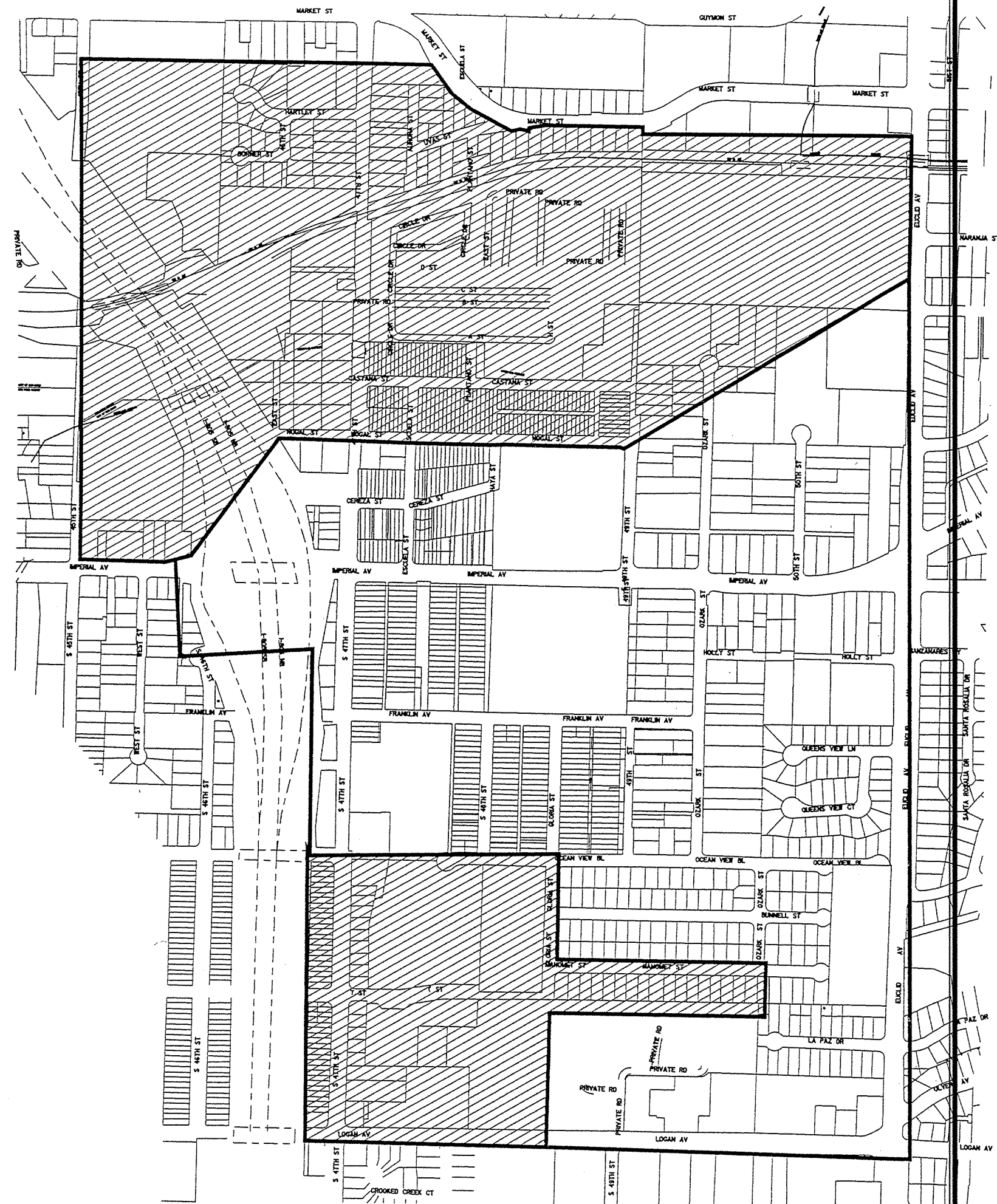
THIS MAP IS PROVIDED WITHOUT WARRANTY OF ANY KIND, EITHER EXPRESS OR IMPLIED, INCLUDING, BUT NOT LIMITED TO, THE IMPLIED WARRANTIES OF MERCHANTABILITY AND FITNESS FOR A PARTICULAR PURPOSE.

PROPRIETARY INFORMATION: The use of this information is pursuant to sublicense agreement only. Any resale or relicensing of this information is prohibited, except in accordance with such sublicensing agreements.

FIGURE 3
DISTRICT 3
BLOCK 3 F F

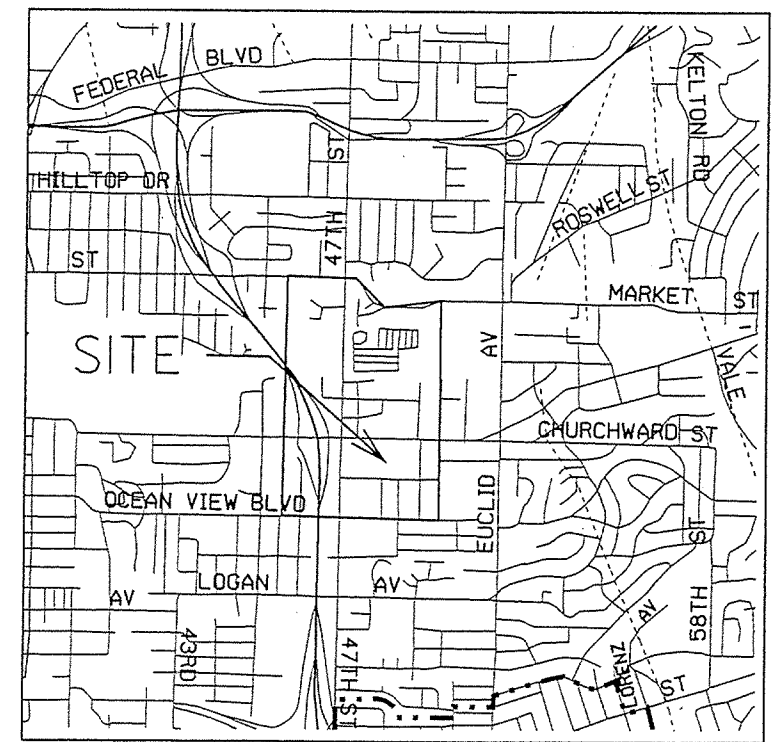
DISTRICT 4 BLOCK 4 G

UNDERGROUND UTILITY DISTRICT

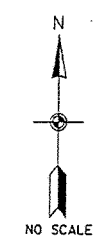


LEGEND:

- DISTRICT BOUNDARY
- MONITORING REQUIRED



VICINITY MAP



Every reasonable effort has been made to assure the accuracy of this map. However, neither the RUIS participants nor San Diego Data Processing Corporation assume any liability arising from its use.

THIS MAP IS PROVIDED WITHOUT WARRANTY OF ANY KIND, EITHER EXPRESS OR IMPLIED, INCLUDING, BUT NOT LIMITED TO, THE IMPLIED WARRANTIES OF MERCHANTABILITY AND FITNESS FOR A PARTICULAR PURPOSE.

PROPRIETARY INFORMATION: The use of this information is pursuant to sublicense agreement only. Any resale or relicensing of this information is prohibited, except in accordance with such sublicense agreements.

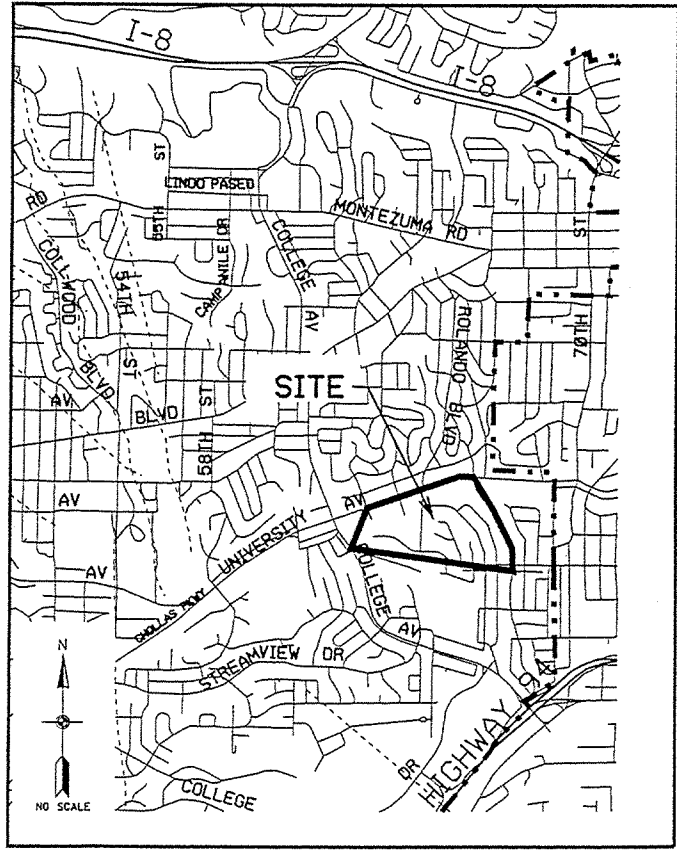
FIGURE 4
DISTRICT 4
BLOCK 4G
 UNDERGROUND UTILITY DISTRICT

DISTRICT 7 BLOCK 7F UNDERGROUND UTILITY DISTRICT



LEGEND:

- DISTRICT BOUNDARY
- MONITORING REQUIRED



VICINITY MAP



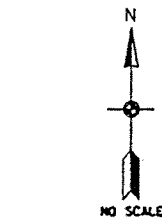
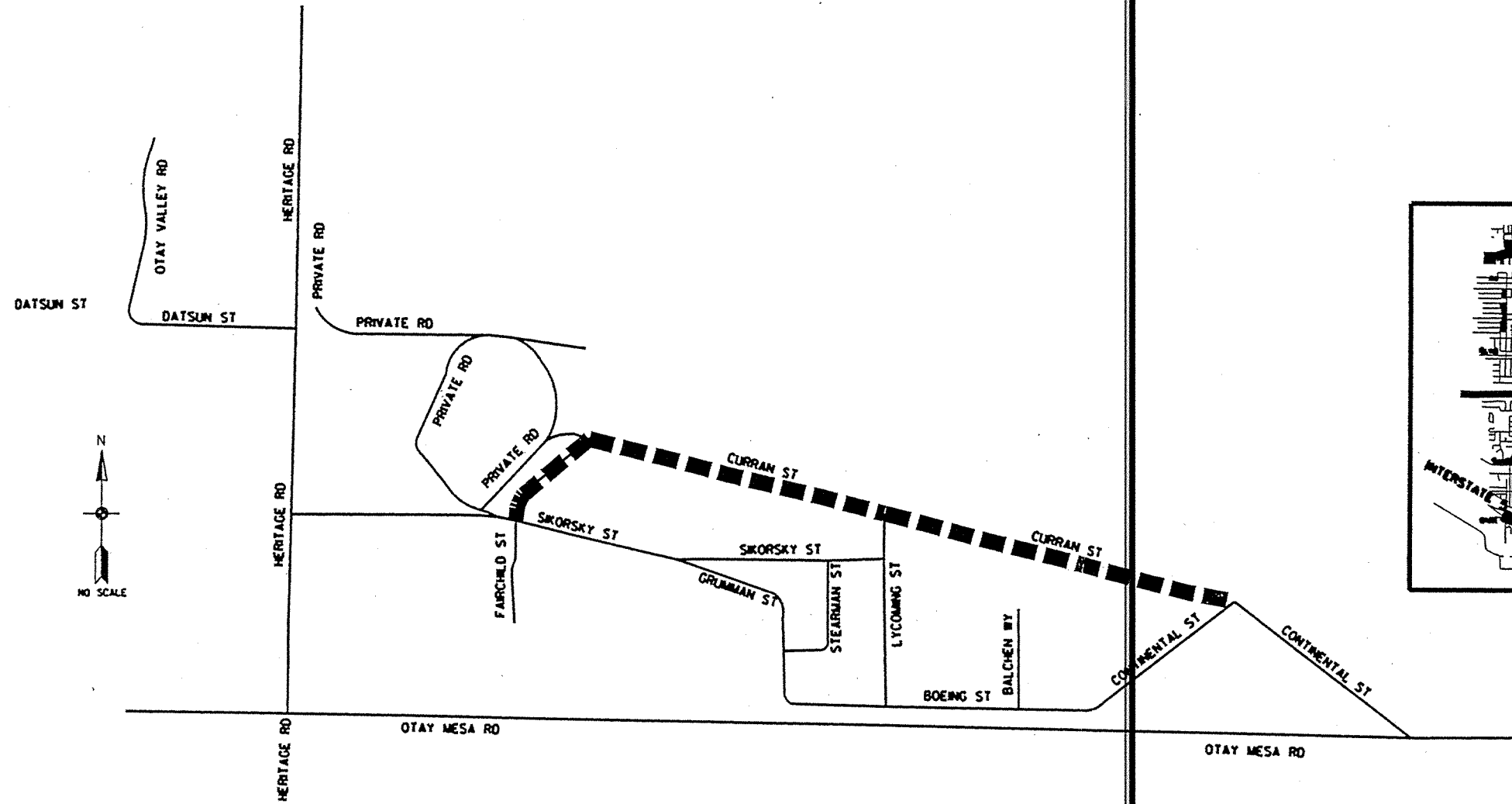
Every reasonable effort has been made to assure the accuracy of this map. However, neither the RUIS participants nor San Diego Data Processing Corporation assume any liability arising from its use.

THIS MAP IS PROVIDED WITHOUT WARRANTY OF ANY KIND, EITHER EXPRESS OR IMPLIED, INCLUDING, BUT NOT LIMITED TO, THE IMPLIED WARRANTIES OF MERCHANTABILITY AND FITNESS FOR A PARTICULAR PURPOSE.

PROPRIETARY INFORMATION: The use of this information is pursuant to sublicense agreement only. Any resale or relicensing of this information is prohibited, except in accordance with such sublicensing agreements.

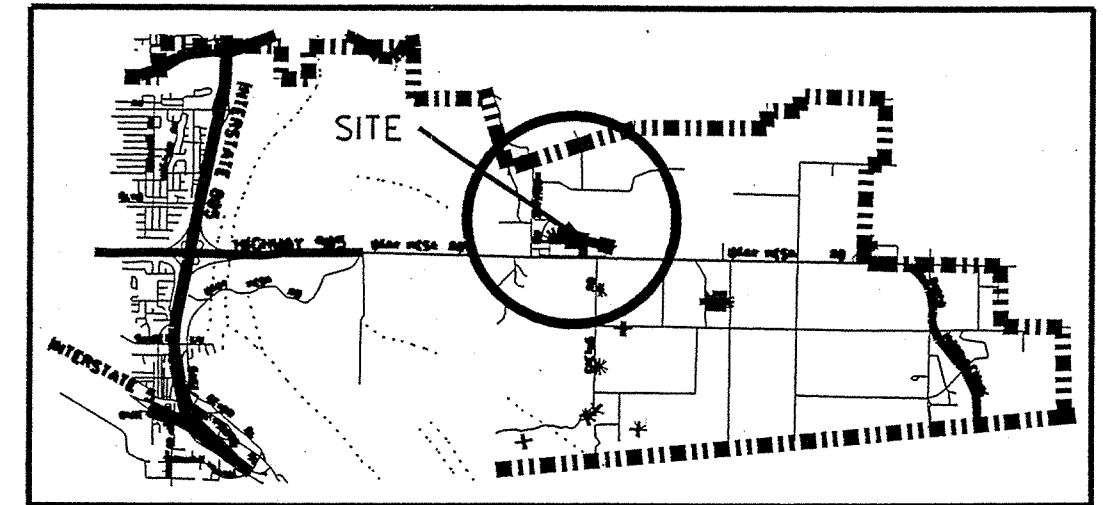
FIGURE 5
DISTRICT 7
BLOCK 7 F
UNDERGROUND UTILITY DISTRICT

CURRAN STREET



LEGEND

■■■■■ MONITORING REQUIRED



VICINITY MAP



Every reasonable effort has been made to assure the accuracy of this map. However, neither the RUS participants nor San Diego Data Processing Corporation assume any liability arising from its use.

THIS MAP IS PROVIDED WITHOUT WARRANTY OF ANY KIND, EITHER EXPRESS OR IMPLIED, INCLUDING, BUT NOT LIMITED TO, THE IMPLIED WARRANTIES OF MERCHANTABILITY AND FITNESS FOR A PARTICULAR PURPOSE.

PROPRIETARY INFORMATION: The use of this information is pursuant to sublicense agreement only. Any resale or relicensing of this information is prohibited, except in accordance with such sublicense agreements.

FIGURE 7
CURRAN STREET
UNDERGROUND UTILITY DISTRICT

III. ENVIRONMENTAL ANALYSIS:

The purpose of the Initial Study is to identify the potential for significant environmental impacts which could be associated with a project pursuant to Section 15063 of the State CEQA Guidelines. In addition, the Initial Study provides the lead agency with information which forms the basis for deciding whether to prepare an Environmental Impact Report, Negative Declaration or Mitigated Negative Declaration. This Checklist provides a means to facilitate early environmental assessment. However, subsequent to this preliminary review, modifications to the project may mitigate adverse impacts. All answers of "yes" and "maybe" indicate that there is a potential for significant environmental impacts and these determinations are explained in Section IV of the Initial Study.

	<u>Yes</u>	<u>Maybe</u>	<u>No</u>
I. AESTHETICS / NEIGHBORHOOD CHARACTER – Will the proposal result in:			
A. The obstruction of any vista or scenic view from a public viewing area? <u>No such impact would result.</u>	—	—	<u>X</u>
B. The creation of a negative aesthetic site or project? <u>The proposed undergrounding of electrical lines and removal of poles will enhance the aesthetics of the neighborhoods.</u>	—	—	<u>X</u>
C. Project bulk, scale, materials, or style which would be incompatible with surrounding development? <u>No such impact would result.</u>	—	—	<u>X</u>
D. Substantial alteration to the existing character of the area? <u>No such alteration would result.</u>	—	—	<u>X</u>
E. The loss of any distinctive or landmark tree(s), or a stand of mature trees? <u>No such loss would result.</u>	—	—	<u>X</u>
F. Substantial change in topography or ground surface relief features? <u>No such change would result.</u>	—	—	<u>X</u>

	<u>Yes</u>	<u>Maybe</u>	<u>No</u>
D. Sewer? <u>See XVII A.</u>	—	—	<u>X</u>
E. Storm water drainage? <u>See XVII A.</u>	—	—	<u>X</u>
F. Solid waste disposal? <u>See XVII A.</u>	—	—	<u>X</u>

XVIII. WATER CONSERVATION – Would the proposal result in:

A. Use of excessive amounts of water? <u>No such impact would result.</u>	—	—	<u>X</u>
B. Landscaping which is predominantly non-drought resistant vegetation? <u>No Landscaping is proposed for this project.</u>	—	—	<u>X</u>

XIX. MANDATORY FINDINGS OF SIGNIFICANCE:

A. Does the project have the potential to degrade the quality of the environment, substantially reduce the habitat of a fish or wildlife species, cause a fish or wildlife population to drop below self sustaining levels, threaten to eliminate a plant or animal community, reduce the number or restrict the range of a rare or endangered plant or animal, or eliminate important examples of the major periods of California history or prehistory? <u>See Initial Study Discussion.</u>	—	<u>X</u>	—
B. Does the project have the potential to achieve short-term, to the disadvantage of long-term, environmental goals? (A short-term impact on the environment is one which occurs in a relatively brief, definitive period of time while long-term impacts would endure well into the future.) <u>The project would not result in short- or long-term impacts.</u>	—	—	<u>X</u>

	Yes	Maybe	No
G The loss, covering or modification of any unique geologic or physical features such as a natural canyon, sandstone bluff, rock outcrop, or hillside with a slope in excess of 25 percent? <u>No such loss would result.</u>	—	—	<u>X</u>
H Substantial light or glare? <u>The proposed project would not result in substantial light or glare.</u>	—	—	<u>X</u>
I. Substantial shading of other properties? <u>The proposed project would not cast shadows onto adjacent properties.</u>	—	—	<u>X</u>
II. AGRICULTURE RESOURCES / NATURAL RESOURCES / MINERAL RESOURCES – Would the proposal result in:			
A. The loss of availability of a known mineral resource (e.g., sand or gravel) that would be of value to the region and the residents of the state? <u>No such loss would result.</u>	—	—	<u>X</u>
B. The conversion of agricultural land to nonagricultural use or impairment of the agricultural productivity of agricultural land? <u>No such conversion would result.</u>	—	—	<u>X</u>
III. AIR QUALITY – Would the proposal:			
A. Conflict with or obstruct implementation of the applicable air quality plan? <u>No such impact would result.</u>	—	—	<u>X</u>
B. Violate any air quality standard or contribute substantially to an existing or projected air quality violation? <u>No such violation would result.</u>	—	—	<u>X</u>
C. Expose sensitive receptors to substantial pollutant concentrations? <u>No such exposure would result.</u>	—	—	<u>X</u>
D. Create objectionable odors affecting a substantial number of people? <u>No such impact would result.</u>	—	—	<u>X</u>

	<u>Yes</u>	<u>Maybe</u>	<u>No</u>
E. Exceed 100 pounds per day of Particulate Matter 10 (dust)? <u>No such impact would result.</u>	—	—	<u>X</u>
F. Alter air movement in the area of the project? <u>No such impact would result.</u>	—	—	<u>X</u>
G. Cause a substantial alteration in moisture, or temperature, or any change in climate, either locally or regionally? <u>None of the above-referenced concerns would result from project implementation.</u>	—	—	<u>X</u>
IV. BIOLOGY – Would the proposal result in:			
A. A reduction in the number of any unique, rare, endangered, sensitive, or fully protected species of plants or animals? <u>No such impact would result.</u>	—	—	<u>X</u>
B. A substantial change in the diversity of any species of animals or plants? <u>No such change would result.</u>	—	—	<u>X</u>
C. Introduction of invasive species of plants into the area? <u>No such introduction would result.</u>	—	—	<u>X</u>
D. Interference with the movement of any resident or migratory fish or wildlife species or with established native resident or migratory wildlife corridors? <u>No such interference would result.</u>	—	—	<u>X</u>
E. An impact to a sensitive habitat, including, but not limited to streamside vegetation, aquatic, riparian, oak woodland, coastal sage scrub or chaparral? <u>No such impact would result.</u>	—	—	<u>X</u>

		<u>Yes</u>	<u>Maybe</u>	<u>No</u>
F.	An impact on City, State, or federally regulated wetlands (including, but not limited to, coastal salt marsh, vernal pool, lagoon, coastal, etc.) through direct removal, filling, hydrological interruption or other means? <u>No such impact would result.</u>	—	—	<u>X</u>
	G. Conflict with the provisions of the City's Multiple Species Conservation Program (MSCP) Subarea Plan or other approved local, regional or state habitat conservation plan? <u>No such conflict would result.</u>	—	—	<u>X</u>
V.	ENERGY – Would the proposal:			
	A. Result in the use of excessive amounts of fuel or energy (e.g. natural gas)? <u>The project proposes to underground existing overhead lines, therefore, would not result in the use of excessive amounts of fuel, energy, or power.</u>	—	—	<u>X</u>
	B. Result in the use of excessive amounts of power? <u>See V A.</u>	—	—	<u>X</u>
VI.	GEOLOGY/SOILS – Would the proposal:			
	A. Expose people or property to geologic hazards such as earthquakes, landslides, mudslides, ground failure, or similar hazards? <u>No such exposure to such hazards would result.</u>	—	—	<u>X</u>
	B. Result in a substantial increase in wind or water erosion of soils, either on or off the site? <u>No such impact would result.</u>	—	—	<u>X</u>

	<u>Yes</u>	<u>Maybe</u>	<u>No</u>
C. Be located on a geologic unit or soil that is unstable or that would become unstable as a result of the project, and potentially result in on- or off-site landslide, lateral spreading, subsidence, liquefaction or collapse? <u>See VI A.</u>	—	—	<u>X</u>
 VII. HISTORICAL RESOURCES – Would the proposal result in:			
A. Alteration of or the destruction of a prehistoric or historic archaeological site? <u>See Initial Study Discussion.</u>	—	<u>X</u>	—
B. Adverse physical or aesthetic effects to a prehistoric or historic building, structure, object, or site? <u>See Initial Study Discussion.</u>	—	<u>X</u>	—
C. Adverse physical or aesthetic effects to an architecturally significant building, structure, or object? <u>No such impact would result.</u>	—	—	<u>X</u>
D. Any impact to existing religious or sacred uses within the potential impact area? <u>No such impact would result.</u>	—	—	<u>X</u>
C. The disturbance of any human remains, including those interred outside of formal cemeteries? <u>See Initial Study Discussion.</u>	—	<u>X</u>	—
 VIII. HUMAN HEALTH / PUBLIC SAFETY / HAZARDOUS MATERIALS : Would the proposal:			
A. Create any known health hazard (excluding mental health)? <u>No such hazard would result.</u>	—	—	<u>X</u>
B. Expose people or the environment to a significant hazard through the routine transport, use or disposal of hazardous materials? <u>No such exposure would result.</u>	—	—	<u>X</u>

	<u>Yes</u>	<u>Maybe</u>	<u>No</u>
C. Create a future risk of an explosion or the release of hazardous substances (including but not limited to gas, oil, pesticides, chemicals, radiation, or explosives)? <u>No such risk would result.</u>	—	—	<u>X</u>
D. Impair implementation of, or physically interfere with an adopted emergency response plan or emergency evacuation plan? <u>No such impact would result.</u>	—	—	<u>X</u>
E. Be located on a site which is included on a list of hazardous materials sites compiled pursuant to Government Code Section 65962.5 and, as a result, create a significant hazard to the public or environment? <u>The project would not be located on a site included on a list of hazardous materials sites.</u>	—	—	<u>X</u>
F. Create a significant hazard to the public or the environment through reasonably foreseeable upset and accident conditions involving the release of hazardous materials into the environment? <u>No such hazard would result.</u>	—	—	<u>X</u>
IX. HYDROLOGY/WATER QUALITY – Would the proposal result in:			
A. An increase in pollutant discharges, including down stream sedimentation, to receiving waters during or following construction? Consider water quality parameters such as temperature dissolved oxygen, turbidity and other typical storm water pollutants. <u>No such impact would result.</u>	—	—	<u>X</u>
B. An increase in impervious surfaces and associated increased runoff? <u>No such increase would result.</u>	—	—	<u>X</u>
C. Substantial alteration to on- and off-site drainage patterns due to changes in runoff flow rates or volumes? <u>No such alteration would result.</u>	—	—	<u>X</u>

	<u>Yes</u>	<u>Maybe</u>	<u>No</u>
D. Discharge of identified pollutants to an already impaired water body (as listed on the Clean Water Act Section 303(b) list)? <u>No such discharge would result.</u>	—	—	<u>X</u>
E. A potentially significant adverse impact on ground water quality? <u>The project would not impact ground water quality.</u>	—	—	<u>X</u>
F. Cause or contribute to an exceedance of applicable surface or groundwater receiving water quality objectives or degradation of beneficial uses? <u>No such impact would result.</u>	—	—	<u>X</u>
X. LAND USE – Would the proposal result in:			
A. A land use which is inconsistent with the adopted community plan land use designation for the site or conflict with any applicable land use plan, policy or regulation of an agency with jurisdiction over a project? <u>The proposed land use is consistent with the Community Plans.</u>	—	—	<u>X</u>
B. A conflict with the goals, objectives and recommendations of the community plan in which it is located? <u>No such conflict would result.</u>	—	—	<u>X</u>
C. A conflict with adopted environmental plans, including applicable habitat conservation plans adopted for the purpose of avoiding or mitigating an environmental effect for the area? <u>No such conflict would result.</u>	—	—	<u>X</u>
D. Physically divide an established community? <u>The project would not divide an established community.</u>	—	—	<u>X</u>
E. Land uses which are not compatible with aircraft accident potential as defined by an adopted airport Comprehensive Land Use Plan (CLUP)? <u>No such incompatibilities would result.</u>	—	—	<u>X</u>

	<u>Yes</u>	<u>Maybe</u>	<u>No</u>
XI. NOISE – Would the proposal result in:			
A. A significant increase in the existing ambient noise levels? <u>The temporary increase in ambient noise levels would not be significant.</u>	—	—	<u>X</u>
B. Exposure of people to noise levels which exceed the City's adopted noise ordinance? <u>No such exposure would result.</u>	—	—	<u>X</u>
C. Exposure of people to current or future transportation noise levels which exceed standards established in the Transportation Element of the General Plan or an adopted airport Comprehensive Land Use Plan? <u>See XI B.</u>	—	—	<u>X</u>
XII. PALEONTOLOGICAL RESOURCES: Would the proposal impact a unique paleontological resource or site or unique geologic feature? <u>No such impact would result.</u>	—	—	<u>X</u>
XIII. POPULATION AND HOUSING – Would the proposal:			
A. Induce substantial population growth in an area, either directly (for example, by proposing new homes and businesses) or indirectly (for example, through extension of roads or other infrastructure)? <u>The project would have no impact to population growth or existing housing.</u>	—	—	<u>X</u>
B. Displace substantial numbers of existing housing, necessitating the construction of replacement housing elsewhere? <u>See XIII A.</u>	—	—	<u>X</u>
C. Alter the planned location, distribution, density or growth rate of the population of an area? <u>See XIII A.</u>	—	—	<u>X</u>

Yes Maybe No

XIV. PUBLIC SERVICES – Would the proposal have an effect upon, or result in a need for new or altered governmental services in any of the following areas:

- | | | | |
|--|---|---|----------|
| A. Fire protection?
<u>Is provided.</u> | — | — | <u>X</u> |
| B. Police protection?
<u>See XIV A.</u> | — | — | <u>X</u> |
| C. Schools?
<u>N/A.</u> | — | — | <u>X</u> |
| D. Parks or other recreational facilities?
<u>N/A.</u> | — | — | <u>X</u> |
| E. Maintenance of public facilities, including roads?
<u>See XIV A.</u> | — | — | <u>X</u> |
| F. Other governmental services?
<u>See XIV A.</u> | — | — | <u>X</u> |

XV. RECREATIONAL RESOURCES – Would the proposal result in:

- | | | | |
|---|---|---|----------|
| A. Would the project increase the use of existing neighborhood and regional parks or other recreational facilities such that substantial physical deterioration of the facility would occur or be accelerated?
<u>No such increase would result.</u> | — | — | <u>X</u> |
| B. Does the project include recreational facilities or require the construction or expansion of recreational facilities which might have an adverse physical effect on the environment?
<u>No such facilities are proposed.</u> | — | — | <u>X</u> |

XVI. TRANSPORTATION/CIRCULATION – Would the proposal result in:

- | | | | |
|--|---|---|----------|
| A. Traffic generation in excess of specific/
community plan allocation?
<u>The project will not generate additional traffic.</u> | — | — | <u>X</u> |
|--|---|---|----------|

	<u>Yes</u>	<u>Maybe</u>	<u>No</u>
B. An increase in projected traffic which is substantial in relation to the existing traffic load and capacity of the street system? <u>See XVI.A.</u>	—	—	<u>X</u>
C. An increased demand for off-site parking? <u>No such increase would result.</u>	—	—	<u>X</u>
D. Effects on existing parking? <u>No such effects would result.</u>	—	—	<u>X</u>
E. Substantial impact upon existing or planned transportation systems? <u>See XVI A.</u>	—	<u>X</u>	—
F. Alterations to present circulation movements including effects on existing public access to beaches, parks, or other open space areas? <u>No such alteration would result.</u>	—	—	<u>X</u>
G. Increase in traffic hazards for motor vehicles, bicyclists or pedestrians due to a proposed, non-standard design feature (e.g., poor sight distance or driveway onto an access-restricted roadway)? <u>No such increase would result.</u>	—	—	<u>X</u>
H. A conflict with adopted policies, plans or programs supporting alternative transportation models (e.g., bus turnouts, bicycle racks)? <u>No such conflict would result.</u>	—	—	<u>X</u>
XVII. UTILITIES – Would the proposal result in a need for new systems, or require substantial alterations to existing utilities, including:			
A. Natural gas? <u>No such impact would result.</u>	—	—	<u>X</u>
B. Communications systems? <u>See XVII A.</u>	—	—	<u>X</u>
C. Water? <u>See XVII A.</u>	—	—	<u>X</u>

Yes Maybe No

C. Does the project have impacts which are individually limited, but cumulatively considerable? (A project may impact on two or more separate resources where the impact on each resource is relatively small, but where the effect of the total of those impacts on the environment is significant.)
See Initial Study Discussion

— X —

D. Does the project have environmental effects which would cause substantial adverse effects on human beings, either directly or indirectly?
The project would not result in direct or indirect substantial adverse effects on human beings.

— — X

INITIAL STUDY CHECKLIST

REFERENCES

I. **Aesthetics / Neighborhood Character** N/A

City of San Diego Progress Guide and General Plan.

Community Plan.

Local Coastal Plan.

II. **Agricultural Resources / Natural Resources / Mineral Resources** - N/A

City of San Diego Progress Guide and General Plan.

U.S. Department of Agriculture, Soil Survey - San Diego Area, California, Part I and II, 1973.

California Department of Conservation - Division of Mines and Geology, Mineral Land Classification.

Division of Mines and Geology, Special Report 153 - Significant Resources Maps.

III. **Air** - N/A

California Clean Air Act Guidelines (Indirect Source Control Programs) 1990.

Regional Air Quality Strategies (RAQS) - APCD.

Site Specific Report: _____

IV. **Biology** N/A

City of San Diego, Multiple Species Conservation Program (MSCP), Subarea Plan, 1997

City of San Diego, MSCP, "Vegetation Communities with Sensitive Species and Vernal Pools" maps, 1996.

City of San Diego, MSCP, "Multiple Habitat Planning Area" maps, 1997.

Community Plan - Resource Element.

California Department of Fish and Game, California Natural Diversity Database, "State and Federally-listed Endangered, Threatened, and Rare Plants of California," January 2001.

California Department of Fish & Game, California Natural Diversity Database, "State and Federally-listed Endangered and Threatened Animals of California," January 2001.

City of San Diego Land Development Code Biology Guidelines.

Site specific report:

V. Energy - N/A

VI. Geology/Soils N/A

City of San Diego Seismic Safety Study.

U.S. Department of Agriculture Soil Survey - San Diego Area, California, Part I and II, December 1973 and Part III, 1975.

"Preliminary Geotechnical Evaluation.....," prepared by GeoSoils, Inc, dated January 21, 2002.

VII. Historical Resources

City of San Diego Historical Resources Guidelines.

City of San Diego Archaeology Library.

Historical Resources Board List.

Community Historical Survey: _____

Site Specific Report:

VIII. Human Health / Public Safety / Hazardous Materials N/A

San Diego County Hazardous Materials Environmental Assessment Listing, 2002.

San Diego County Hazardous Materials Management Division

FAA Determination

Revised September 2001

- State Assessment and Mitigation, Unauthorized Release Listing, Public Use Authorized 1995.
- Airport Comprehensive Land Use Plan (Brown Field).
- Site Specific Report: "Phase I Environmental Site Assessment 20-Acre Parcel Britannia Boulevard and Airway Road, San Diego, California," prepared by LFR Levine-Fricke, dated August 28, 2002.

IX. Hydrology/Water Quality N/A

- Flood Insurance Rate Map (FIRM).
- Federal Emergency Management Agency (FEMA), National Flood Insurance Program - Flood Boundary and Floodway Map.
- Clean Water Act Section 303(b) list, dated May 19, 1999, http://www.swrcb.ca.gov/tmdl/303d_lists.html.
- Site specific report:
- Site specific report:

X. Land Use N/A

- City of San Diego Progress Guide and General Plan.
- Community Plan.
- Airport Comprehensive Land Use Plan
- City of San Diego Zoning Maps
- FAA Determination

XI. Noise - N/A

- Community Plan
- San Diego International Airport - Lindbergh Field CNEL Maps.
- Brown Field Airport Master Plan CNEL Maps.
- Montgomery Field CNEL Maps.
- San Diego Association of Governments - San Diego Regional Average Weekday Traffic Volumes.

Revised September 2001

___ San Diego Metropolitan Area Average Weekday Traffic Volume Maps, SANDAG.

___ City of San Diego Progress Guide and General Plan.

XII. Paleontological Resources - N/A

___ City of San Diego Paleontological Guidelines.

___ Thomas A., and Stephen L. Walsh, "Paleontological Resources City of San Diego," Department of Paleontology San Diego Natural History Museum, 1996.

___ Kennedy, Michael P., and Gary L. Peterson, "Geology of the San Diego Metropolitan Area, California. Del Mar, La Jolla, Point Loma, La Mesa, Poway, and SW 1/4 Escondido 7 1/2 Minute Quadrangles," California Division of Mines and Geology Bulletin 200, Sacramento, 1975.

X Kennedy, Michael P., and Siang S. Tan, "Geology of National City, Imperial Beach and Otay Mesa Quadrangles, Southern San Diego Metropolitan Area, California," Map Sheet 29, 1977.

___ Site Specific Report:

XIII. Population / Housing - N/A

___ City of San Diego Progress Guide and General Plan.

X Community Plan.

___ Series 8 Population Forecasts, SANDAG.

XIV. Public Services - N/A

___ City of San Diego Progress Guide and General Plan.

X Community Plan.

XV. Recreational Resources - N/A

___ City of San Diego Progress Guide and General Plan.

X Community Plan.

___ Department of Park and Recreation

___ City of San Diego - San Diego Regional Bicycling Map

___ Additional Resources: _____

XVI. Transportation / Circulation

X City of San Diego Progress Guide and General Plan.

X Community Plan.

___ San Diego Metropolitan Area Average Weekday Traffic Volume Maps, SANDAG.

___ San Diego Region Weekday Traffic Volumes, SANDAG.

___ Site specific report:

XVII. Utilities - N/A

___ _____

XVIII. Water Conservation - N/A

___ Sunset Magazine, New Western Garden Book. Rev. ed. Menlo Park, CA: Sunset Magazine.

APPENDIX B

Fire Hydrant Meter Program

CITY OF SAN DIEGO CALIFORNIA DEPARTMENT INSTRUCTIONS	NUMBER DI 55.27	DEPARTMENT Water Department
SUBJECT FIRE HYDRANT METER PROGRAM (FORMERLY: CONSTRUCTION METER PROGRAM)	PAGE 1 OF 10	EFFECTIVE DATE October 15, 2002
	SUPERSEDES DI 55.27	DATED April 21, 2000

1. **PURPOSE**

1.1 To establish a Departmental policy and procedure for issuance, proper usage and charges for fire hydrant meters.

2. **AUTHORITY**

2.1 All authorities and references shall be current versions and revisions.

2.2 San Diego Municipal Code (NC) Chapter VI, Article 7, Sections 67.14 and 67.15

2.3 Code of Federal Regulations, Safe Drinking Water Act of 1986

2.4 California Code of Regulations, Titles 17 and 22

2.5 California State Penal Code, Section 498B.0

2.6 State of California Water Code, Section 110, 500-6, and 520-23

2.7 Water Department Director

Reference

2.8 State of California Guidance Manual for Cross Connection Programs

2.9 American Water Works Association Manual M-14, Recommended Practice for Backflow Prevention

2.10 American Water Works Association Standards for Water Meters

2.11 U.S.C. Foundation for Cross Connection Control and Hydraulic Research Manual

3. **DEFINITIONS**

3.1 **Fire Hydrant Meter:** A portable water meter which is connected to a fire hydrant for the purpose of temporary use. (These meters are sometimes referred to as Construction Meters.)

CITY OF SAN DIEGO CALIFORNIA DEPARTMENT INSTRUCTIONS	NUMBER DI 55.27	DEPARTMENT Water Department
SUBJECT FIRE HYDRANT METER PROGRAM (FORMERLY: CONSTRUCTION METER PROGRAM)	PAGE 2 OF 10	EFFECTIVE DATE October 15, 2002
	SUPERSEDES DI 55.27	DATED April 21, 2000

3.2 **Temporary Water Use:** Water provided to the customer for no longer than twelve (12) months.

3.3 **Backflow Preventor:** A Reduced Pressure Principal Assembly connected to the outlet side of a Fire Hydrant Meter.

4. **POLICY**

4.1 The Water Department shall collect a deposit from every customer requiring a fire hydrant meter and appurtenances prior to providing the meter and appurtenances (see Section 7.1 regarding the Fees and Deposit Schedule). The deposit is refundable upon the termination of use and return of equipment and appurtenances in good working condition.

4.2 Fire hydrant meters will have a 2 ½" swivel connection between the meter and fire hydrant. The meter shall not be connected to the 4" port on the hydrant. All Fire Hydrant Meters issued shall have a Reduced Pressure Principle Assembly (RP) as part of the installation. Spanner wrenches are the only tool allowed to turn on water at the fire hydrant.

4.3 The use of private hydrant meters on City hydrants is prohibited, with exceptions as noted below. All private fire hydrant meters are to be phased out of the City of San Diego. All customers who wish to continue to use their own fire hydrant meters must adhere to the following conditions:

a. Meters shall meet all City specifications and American Water Works Association (AWWA) standards.

b. Customers currently using private fire hydrant meters in the City of San Diego water system will be allowed to continue using the meter under the following conditions:

1. The customer must submit a current certificate of accuracy and calibration results for private meters and private backflows annually to the City of San Diego, Water Department, Meter Shop.

CITY OF SAN DIEGO CALIFORNIA DEPARTMENT INSTRUCTIONS	NUMBER DI 55.27	DEPARTMENT Water Department
SUBJECT FIRE HYDRANT METER PROGRAM (FORMERLY: CONSTRUCTION METER PROGRAM)	PAGE 3 OF 10	EFFECTIVE DATE October 15, 2002
	SUPERSEDES DI 55.27	DATED April 21, 2000

2. The meter must be properly identifiable with a clearly labeled serial number on the body of the fire hydrant meter. The serial number shall be plainly stamped on the register lid and the main casing. Serial numbers shall be visible from the top of the meter casing and the numbers shall be stamped on the top of the inlet casing flange.
3. All meters shall be locked to the fire hydrant by the Water Department, Meter Section (see Section 4.7).
4. All meters shall be read by the Water Department, Meter Section (see Section 4.7).
5. All meters shall be relocated by the Water Department, Meter Section (see Section 4.7).
6. These meters shall be tested on the anniversary of the original test date and proof of testing will be submitted to the Water Department, Meter Shop, on a yearly basis. If not tested, the meter will not be allowed for use in the City of San Diego.
7. All private fire hydrant meters shall have backflow devices attached when installed.
8. The customer must maintain and repair their own private meters and private backflows.
9. The customer must provide current test and calibration results to the Water Department, Meter Shop after any repairs.
10. When private meters are damaged beyond repair, these private meters will be replaced by City owned fire hydrant meters.

CITY OF SAN DIEGO CALIFORNIA DEPARTMENT INSTRUCTIONS	NUMBER DI 55.27	DEPARTMENT Water Department
SUBJECT FIRE HYDRANT METER PROGRAM (FORMERLY: CONSTRUCTION METER PROGRAM)	PAGE 4 OF 10	EFFECTIVE DATE October 15, 2002
	SUPERSEDES DI 55.27	DATED April 21, 2000

11. When a private meter malfunctions, the customer will be notified and the meter will be removed by the City and returned to the customer for repairs. Testing and calibration results shall be given to the City prior to any re-installation.
 12. The register shall be hermetically sealed straight reading and shall be readable from the inlet side. Registration shall be in hundred cubic feet.
 13. The outlet shall have a 2 ½ "National Standards Tested (NST) fire hydrant male coupling.
 14. Private fire hydrant meters shall not be transferable from one contracting company to another (i.e. if a company goes out of business or is bought out by another company).
- 4.4 All fire hydrant meters and appurtenances shall be installed, relocated and removed by the City of San Diego, Water Department. All City owned fire hydrant meters and appurtenances shall be maintained by the City of San Diego, Water Department, Meter Services.
- 4.5 If any fire hydrant meter is used in violation of this Department Instruction, the violation will be reported to the Code Compliance Section for investigation and appropriate action. Any customer using a fire hydrant meter in violation of the requirements set forth above is subject to fines or penalties pursuant to the Municipal Code, Section 67.15 and Section 67.37.
- 4.6 **Conditions and Processes for Issuance of a Fire Hydrant Meter**
- Process for Issuance
- a. Fire hydrant meters shall only be used for the following purposes:
 1. Temporary irrigation purposes not to exceed one year.

CITY OF SAN DIEGO CALIFORNIA DEPARTMENT INSTRUCTIONS	NUMBER DI 55.27	DEPARTMENT Water Department
SUBJECT FIRE HYDRANT METER PROGRAM (FORMERLY: CONSTRUCTION METER PROGRAM)	PAGE 5 OF 10	EFFECTIVE DATE October 15, 2002
	SUPERSEDES DI 55.27	DATED April 21, 2000

2. Construction and maintenance related activities (see Tab 2).
 - b. No customer inside or outside the boundaries of the City of San Diego Water Department shall resell any portion of the water delivered through a fire hydrant by the City of San Diego Water Department.
 - c. The City of San Diego allows for the issuance of a temporary fire hydrant meter for a period not to exceed 12 months (365 days). An extension can only be granted in writing from the Water Department Director for up to 90 additional days. A written request for an extension by the consumer must be submitted at least 30 days prior to the 12 month period ending. No extension shall be granted to any customer with a delinquent account with the Water Department. No further extensions shall be granted.
 - d. Any customer requesting the issuance of a fire hydrant meter shall file an application with the Meter Section. The customer must complete a "Fire Hydrant Meter Application" (Tab 1) which includes the name of the company, the party responsible for payment, Social Security number and/or California ID, requested location of the meter (a detailed map signifying an exact location), local contact person, local phone number, a contractor's license (or a business license), description of specific water use, duration of use at the site and full name and address of the person responsible for payment.
 - e. At the time of the application the customer will pay their fees according to the schedule set forth in the Rate Book of Fees and Charges, located in the City Clerk's Office. All fees must be paid by check, money order or cashiers check, made payable to the City Treasurer. Cash will not be accepted.
 - f. No fire hydrant meters shall be furnished or relocated for any customer with a delinquent account with the Water Department.
 - g. After the fees have been paid and an account has been created, the

CITY OF SAN DIEGO CALIFORNIA DEPARTMENT INSTRUCTIONS	NUMBER DI 55.27	DEPARTMENT Water Department
SUBJECT FIRE HYDRANT METER PROGRAM (FORMERLY: CONSTRUCTION METER PROGRAM)	PAGE 6 OF 10	EFFECTIVE DATE October 15, 2002
	SUPERSEDES DI 55.27	DATED April 21, 2000

meter shall be installed within 48 hours (by the second business day). For an additional fee, at overtime rates, meters can be installed within 24 hours (within one business day).

4.7 Relocation of Existing Fire Hydrant Meters

- a. The customer shall call the Fire Hydrant Meter Hotline (herein referred to as "Hotline"), a minimum of 24 hours in advance, to request the relocation of a meter. A fee will be charged to the existing account, which must be current before a work order is generated for the meter's relocation.
- b. The customer will supply in writing the address where the meter is to be relocated (map page, cross street, etc). The customer must update the original Fire Hydrant Meter Application with any changes as it applies to the new location.
- c. Fire hydrant meters shall be read on a monthly basis. While fire hydrant meters and backflow devices are in service, commodity, base fee and damage charges, if applicable, will be billed to the customer on a monthly basis. If the account becomes delinquent, the meter will be removed.

4.8 Disconnection of Fire Hydrant Meter

- a. After ten (10) months a "Notice of Discontinuation of Service" (Tab 3) will be issued to the site and the address of record to notify the customer of the date of discontinuance of service. An extension can only be granted in writing from the Water Department Director for up to 90 additional days (as stated in Section 4.6C) and a copy of the extension shall be forwarded to the Meter Shop Supervisor. If an extension has not been approved, the meter will be removed after twelve (12) months of use.
- b. Upon completion of the project the customer will notify the Meter Services office via the Hotline to request the removal of the fire hydrant meter and appurtenances. A work order will be generated

CITY OF SAN DIEGO CALIFORNIA DEPARTMENT INSTRUCTIONS	NUMBER DI 55.27	DEPARTMENT Water Department
SUBJECT FIRE HYDRANT METER PROGRAM (FORMERLY: CONSTRUCTION METER PROGRAM)	PAGE 7 OF 10	EFFECTIVE DATE October 15, 2002
	SUPERSEDES DI 55.27	DATED April 21, 2000

for removal of the meter.

- c. Meter Section staff will remove the meter and backflow prevention assembly and return it to the Meter Shop. Once returned to the Meter Shop the meter and backflow will be tested for accuracy and functionality.
- d. Meter Section Staff will contact and notify Customer Services of the final read and any charges resulting from damages to the meter and backflow or its appurtenance. These charges will be added on the customer's final bill and will be sent to the address of record. Any customer who has an outstanding balance will not receive additional meters.
- e. Outstanding balances due may be deducted from deposits and any balances refunded to the customer. Any outstanding balances will be turned over to the City Treasurer for collection. Outstanding balances may also be transferred to any other existing accounts.

5. **EXCEPTIONS**

- 5.1 Any request for exceptions to this policy shall be presented, in writing, to the Customer Support Deputy Director, or his/her designee for consideration.

6. **MOBILE METER**

- 6.1 Mobile meters will be allowed on a case by case basis. All mobile meters will be protected by an approved backflow assembly and the minimum requirement will be a Reduced Pressure Principal Assembly. The two types of Mobile Meters are vehicle mounted and floating meters. Each style of meters has separate guidelines that shall be followed for the customer to retain service and are described below:
 - a) **Vehicle Mounted Meters:** Customer applies for and receives a City owned Fire Hydrant Meter from the Meter Shop. The customer mounts the meter on the vehicle and brings it to the Meter Shop for

CITY OF SAN DIEGO CALIFORNIA DEPARTMENT INSTRUCTIONS	NUMBER DI 55.27	DEPARTMENT Water Department
SUBJECT FIRE HYDRANT METER PROGRAM (FORMERLY: CONSTRUCTION METER PROGRAM)	PAGE 8 OF 10	EFFECTIVE DATE October 15, 2002
	SUPERSEDES DI 55.27	DATED April 21, 2000

inspection. After installation is approved by the Meter Shop the vehicle and meter shall be brought to the Meter Shop on a monthly basis for meter reading and on a quarterly basis for testing of the backflow assembly. Meters mounted at the owner's expense shall have the one year contract expiration waived and shall have meter or backflow changed if either fails.

b) **Floating Meters:** Floating Meters are meters that are not mounted to a vehicle. **(Note: All floating meters shall have an approved backflow assembly attached.)** The customer shall submit an application and a letter explaining the need for a floating meter to the Meter Shop. The Fire Hydrant Meter Administrator, after a thorough review of the needs of the customer, (i.e. number of jobsites per day, City contract work, lack of mounting area on work vehicle, etc.), may issue a floating meter. At the time of issue, it will be necessary for the customer to complete and sign the "Floating Fire Hydrant Meter Agreement" which states the following:

- 1) The meter will be brought to the Meter Shop at 2797 Caminito Chollas, San Diego on the third week of each month for the monthly read by Meter Shop personnel.
- 2) Every other month the meter will be read and the backflow will be tested. This date will be determined by the start date of the agreement.

If any of the conditions stated above are not met the Meter Shop has the right to cancel the contract for floating meter use and close the account associated with the meter. The Meter Shop will also exercise the right to refuse the issuance of another floating meter to the company in question.

Any Fire Hydrant Meter using reclaimed water shall not be allowed use again with any potable water supply. The customer shall incur the cost of replacing the meter and backflow device in this instance.

CITY OF SAN DIEGO CALIFORNIA DEPARTMENT INSTRUCTIONS	NUMBER DI 55.27	DEPARTMENT Water Department
SUBJECT FIRE HYDRANT METER PROGRAM (FORMERLY: CONSTRUCTION METER PROGRAM)	PAGE 9 OF 10	EFFECTIVE DATE October 15, 2002
	SUPERSEDES DI 55.27	DATED April 21, 2000

7. FEE AND DEPOSIT SCHEDULES

7.1 **Fees and Deposit Schedules:** The fees and deposits, as listed in the Rate Book of Fees and Charges, on file with the Office of the City Clerk, are based on actual reimbursement of costs of services performed, equipment and materials. These deposits and fees will be amended, as needed, based on actual costs. Deposits, will be refunded at the end of the use of the fire hydrant meter, upon return of equipment in good working condition and all outstanding balances on account are paid. Deposits can also be used to cover outstanding balances.

All fees for equipment, installation, testing, relocation and other costs related to this program are subject to change without prior notification. The Mayor and Council will be notified of any future changes.

8. UNAUTHORIZED USE OF WATER FROM A HYDRANT

8.1 Use of water from any fire hydrant without a properly issued and installed fire hydrant meter is theft of City property. Customers who use water for unauthorized purposes or without a City of San Diego issued meter will be prosecuted.

8.2 If any unauthorized connection, disconnection or relocation of a fire hydrant meter, or other connection device is made by anyone other than authorized Water Department personnel, the person making the connection will be prosecuted for a violation of San Diego Municipal Code, Section 67.15. In the case of a second offense, the customer's fire hydrant meter shall be confiscated and/or the deposit will be forfeited.

8.3 Unauthorized water use shall be billed to the responsible party. Water use charges shall be based on meter readings, or estimates when meter readings are not available.

8.4 In case of unauthorized water use, the customer shall be billed for all applicable charges as if proper authorization for the water use had been obtained, including but not limited to bi-monthly service charges, installation charges and removal charges.

CITY OF SAN DIEGO CALIFORNIA DEPARTMENT INSTRUCTIONS	NUMBER DI 55.27	DEPARTMENT Water Department
SUBJECT FIRE HYDRANT METER PROGRAM (FORMERLY: CONSTRUCTION METER PROGRAM)	PAGE 10 OF 10	EFFECTIVE DATE October 15, 2002
	SUPERSEDES DI 55.27	DATED April 21, 2000

8.5 If damage occurs to Water Department property (i.e. fire hydrant meter, backflow, various appurtenances), the cost of repairs or replacements will be charged to the customer of record (applicant).

**Larry Gardner
Water Department Director**

- Tabs: 1. Fire Hydrant Meter Application
2. Construction & Maintenance Related Activities With No Return To Sewer
3. Notice of Discontinuation of Service

APPENDIX

Administering Division: Customer Support Division

Subject Index: Construction Meters
Fire Hydrant
Fire Hydrant Meter Program
Meters, Floating or Vehicle Mounted
Mobile Meter
Program, Fire Hydrant Meter

Distribution: DI Manual Holders

"Exhibit B"

CONSTRUCTION AND MAINTENANCE RELATED ACTIVITIES WITH NO RETURN TO SEWER:

**Auto Detailing
Backfilling
Combination Cleaners (Vactors)
Compaction
Concrete Cutters
Construction Trailers
Cross Connection Testing
Dust Control
Flushing Water Mains
Hydro blasting
Hydro Seeding
Irrigation (for establishing irrigation only; not continuing irrigation)
Mixing Concrete
Mobile Car Washing
Special Events
Street Sweeping
Water Tanks
Water Trucks
Window Washing**

Note: If there is any return to sewer or storm drain, then sewer and/or storm drain fees will be charged.

"Exhibit C"

Date

Name of Responsible Party
Company Name and address
Account Number: _____

Subject: Discontinuation of Fire Hydrant Meter Service

Dear Water Department Customer:

The authorization for use of Fire Hydrant Meter # _____, located at (Meter location address) ends in 60 days and will be removed on or after (Date authorization expires). Extension requests for an additional 90 days must be submitted in writing for consideration 30 days prior to the discontinuation date. If you require an extension, please refer to the Water Departments', Department Instruction (D.I.) 55.27 for further information and procedure.

Mail your request for an extension to :

City of San Diego, Water Department
Attn: Meter Services
2797 Caminito Chollas
San Diego, Ca. 92105-5097

Should you have any questions regarding this matter, please call the Fire Hydrant "Hot Line" at: (xxx) xxx-xxxx.

Sincerely,

City of San Diego Water Department



Fire Hydrant Meter Relocate/Removal Request

(EXHIBIT D)

For Office Use Only

INS/Req	FHM/Req
Date	By

Date:

Instruction: Complete pertinent information then FAX both form and map to (xxx) xxx-xxxx, mail, or hand-deliver to the City of San Diego, Water Department/Meter Shop at: 2707 Caminito Chollas San Diego, CA 92105

Meter Information

Billing Account #:	Requested Move Date:
Current Fire Hydrant Meter Location:	
New Meter Location: (Attach a detailed map, Thomas Bros map location or construction drawing.)	

Company Information

Company Name:			
Mailing Address			
City:	State:	Zip Code:	Phone: ()
Name and Title of Requestor:			Phone: ()
Site Contact Name and Title:			Phone: ()
Pager:			Cell: ()
Responsible Party Name authorizing relocation fee:			
Signature:	Title:	Date:	

Fire Hydrant Meter Removal Request

<input type="checkbox"/> Check Box to Request Removal of Above Meter	Requested Removal Date:	
Provide current Meter location if different from above:		
Signature:	Title:	Date:
Phone: ()	Pager: ()	

For Office Use Only

CIS Account #:	Fees Amount: \$	
Meter Serial #:	Size:	Make/Style:
Backflow #:	Size:	Make/Style:
Name:	Signature:	Date:

FHM Relocate_Removal Form

FHM App Created: 11/2/00-htp

APPENDIX C

Materials Typically Accepted by Certificate of Compliance

Materials Typically Accepted by Certificate of Compliance

1. Soil amendment
2. Fiber mulch
3. PVC or PE pipe up to 16 inch diameter
4. Stabilizing emulsion
5. Lime
6. Preformed elastomeric joint seal
7. Plain and fabric reinforced elastomeric bearing pads
8. Steel reinforced elastomeric bearing pads
9. Waterstops (Special Condition)
10. Epoxy coated bar reinforcement
11. Plain and reinforcing steel
12. Structural steel
13. Structural timber and lumber
14. Treated timber and lumber
15. Lumber and timber
16. Aluminum pipe and aluminum pipe arch
17. Corrugated steel pipe and corrugated steel pipe arch
18. Structural metal plate pipe arches and pipe arches
19. Perforated steel pipe
20. Aluminum underdrain pipe
21. Aluminum or steel entrance tapers, pipe downdrains, reducers, coupling bands and slip joints
22. Metal target plates
23. Paint (traffic striping)
24. Conductors
25. Painting of electrical equipment
26. Electrical components
27. Engineering fabric
28. Portland Cement
29. PCC admixtures
30. Minor concrete, asphalt
31. Asphalt (oil)
32. Liquid asphalt emulsion
33. Epoxy

APPENDIX D

Sample City Invoice

City of San Diego, Field Engineering Div., 9485 Aero Drive, SD CA 92123						Contractor's Name:					
Project Name:						Contractor's Address:					
SAP No. (WBS/IO/CC):											
City Purchase Order No. :						Contractor's Phone #:			Invoice No.		
Resident Engineer (RE):						Contractor's Fax #:			Invoice Date:		
RE Phone#:			RE Fax#:			Contact Name:			Billing Period:		
Item #	Item Description	Contract Authorization				Previous Estimate		This Estimate		Totals to Date	
		Unit	Qty	Price	Extension	%/QTY	Amount	% / QTY	Amount	% / QTY	Amount
1	2 Parallel 4" PVC C900	LF	1,380	\$34.00	\$46,920.00						
2	48" Primary Steel Casing	LF	500	\$1,000.00	\$500,000.00						
3	2 Parallel 12" Secondary Steel	LF	1,120	\$53.00	\$59,360.00						
4	Construction and Rehab of PS 49	LS	1	\$150,000.00	\$150,000.00						
5	Demo	LS	1	\$14,000.00	\$14,000.00						
6	Install 6' High Chain Link Fence	LS	1	\$5,600.00	\$5,600.00						
7	General Site Restoration	LS	1	\$3,700.00	\$3,700.00						
8	10" Gravity Sewer	LF	10	\$292.00	\$2,920.00						
9	4" Blow Off Valves	EA	2	\$9,800.00	\$19,600.00						
10	Bonds	LS	1	\$16,000.00	\$16,000.00						
11	Field Orders	AL	1	80,000	\$80,000.00						
11.1	Field Order 1	LS	5,500	\$1.00	\$5,500.00						
11.2	Field Order 2	LS	7,500	\$1.00	\$7,500.00						
11.3	Field Order 3	LS	10,000	\$1.00	\$10,000.00						
11.4	Field Order 4	LS	6,500	\$1.00	\$6,500.00						
12	Certified Payroll	LS	1	\$1,400.00	\$1,400.00						
CHANGE ORDERS											
Change Order 1			4,890								
Items 1-4					\$11,250.00						
Item 5-Deduct Bid Item 3		LF	120	-\$53.00	(\$6,360.00)						
Change Order 2			160,480								
Items 1-3					\$95,000.00						
Item 4 Deduct Bid Item 1		LF	380	-\$340.00	(\$12,920.00)						
Item 5-Encrease bid Item 9		LF	8	\$9,800.00	\$78,400.00						
Change Order 3 (Close Out)			-121,500								
Item 1 Deduct Bid Item 3			53	-500.00	(\$26,500.00)						
Item 2 Deduct Bid Item 4		LS	-1	45,000.00	(\$45,000.00)						
Items 3-9			1	-50,500.00	(\$50,500.00)						
SUMMARY								Total This	\$ -	Total Billed	\$0.00
A. Original Contract Amount						Retention and/or Escrow Payment Schedule					
B. Approved Change Order 1 Thru 3						Total Retention Required as of this billing					
C. Total Authorized Amount (A+B)						Previous Retention Withheld in PO or in Escrow					
D. Total Billed to Date						Add'l Amt to Withhold in PO/Transfer in Escrow:					
E. Less Total Retention (5% of D)						Amt to Release to Contractor from PO/Escrow:					
F. Less Total Previous Payments											
G. Payment Due Less Retention						Contractor Signature and Date:					
H. Remaining Authorized Amount											

APPENDIX E

Location Map

MISSION HILLS - BLOCK 2E

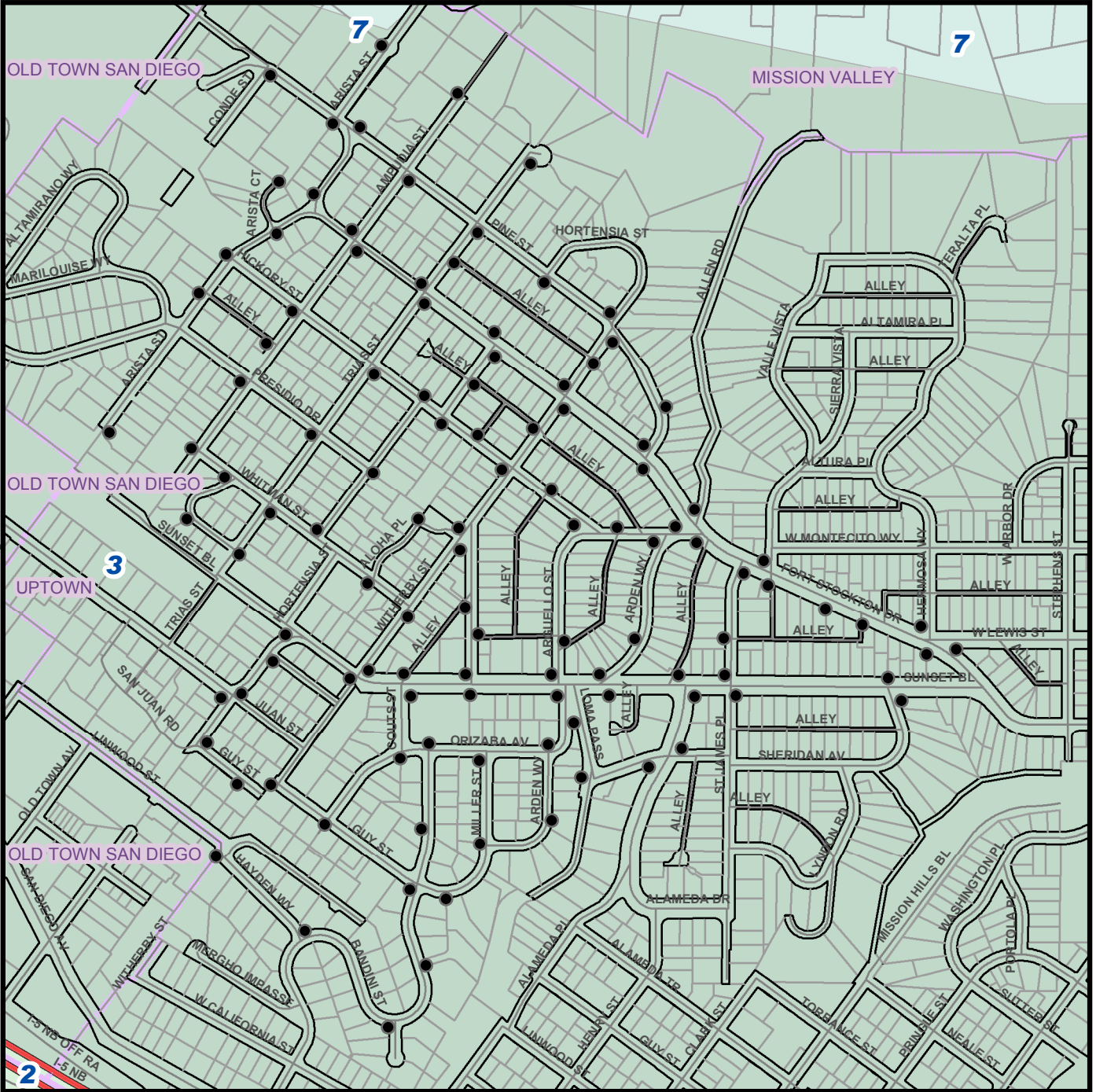
SECTION HEAD
 LABIB QASEM
 (619) 533-6670

PROJECT MANAGER
 DAYUE ZHANG
 (619) 533-7409



CONSTRUCTION PROJECT
 INFORMATION LINE
 619-533-4207

RIGHT-OF-WAY DIVISION



● NEW STREET LIGHTS



COMMUNITY NAME:

COUNCIL DISTRICT: 3, 7

SAP ID: S11008

OLD TOWN, UPTOWN

Appendix E - Location Map - Mission Hills Historic Street Lighting

Date: Jan. 22, 2013



THIS MAP/DATA IS PROVIDED WITHOUT WARRANTY OF ANY KIND, EITHER EXPRESS OR IMPLIED, INCLUDING, BUT NOT LIMITED TO, THE IMPLIED WARRANTIES OR MERCHANTABILITY AND FITNESS FOR A PARTICULAR PURPOSE. Note: This product may contain information reproduced with permission granted by RAND McNALLY & COMPANY to SanGIS. This map is copyrighted by RAND McNALLY & COMPANY. It is unlawful to copy or reproduce all or any part thereof, whether for personal use or resale, without the prior permission of RAND McNALLY & COMPANY.

APPENDIX F

Sample Archaeology Invoice

(FOR ARCHAEOLOGY ONLY)

Company Name

Address, telephone, fax

Date: Insert Date

To: Name of Resident Engineer
City of San Diego
Field Engineering Division
9485 Aero Drive
San Diego, CA 92123-1801

Project Name: Insert Project Name

SAP Number (WBS/IO/CC): Insert SAP Number

Drawing Number: Insert Drawing Number

Invoice period: Insert Date to Insert Date

Work Completed: Bid item Number – Description of Bid Item – Quantity – Unit Price– Amount

Detailed summary of work completed under this bid item: Insert detailed description of Work related to Archaeology Monitoring Bid item. See Note 1 below.

Summary of charges:

Description of Services	Name	Start Date	End Date	Total Hours	Hourly Rate	Amount
Field Archaeologist	Joe Smith	8/29/2011	9/2/2011	40	\$84	\$3,360
Laboratory Assistant	Jane Doe	8/29/2011	9/2/2011	2	\$30	\$60
Subtotal						\$3,420

Work Completed: Bid item Number – Description of Bid Item – Quantity – Unit Price– Amount

Detailed summary of work completed under this bid item: Insert detailed description of Work related to Archaeology Curation/Discovery Bid item. See Note 2 below.

Summary of charges:

Description of Services	Where work occurred (onsite vs offsite/lab)	Name	Start Date	End Date	Total Hours	Hourly Rate	Amount
Field Archaeologist		Joe Smith	8/29/2011	9/2/2011	40	\$84	\$3,360
Laboratory Assistant		Jane Doe	8/29/2011	9/2/2011	2	\$30	\$60
Subtotal							\$3,420

Total this invoice: \$ _____

Total invoiced to date: \$ _____

Note 1:

For monitoring related bid items or work please include summary of construction work that was monitored from Station to Station, Native American monitors present, MMC coordination, status and nature of monitoring and if any discoveries were made.

Note 2:

For curation/discovery related bid items or work completed as part of a discovery and curation process, the PI must provide a response to the following questions along with the invoice:

1. Preliminary results of testing including tentative recommendations regarding eligibility for listing in the California Register of Historical Resources (California Register).
 - a. Please briefly describe your application (consideration) of all four California Register criteria.
 - b. If the resource is eligible under Criterion D, please define the important information that may be present.
 - c. Were specialized studies performed? How many personnel were required? How many Native American monitors were present?
 - d. What is the age of the resource?
 - e. Please define types of artifacts to be collected and curated, including quantity of boxes to be submitted to the San Diego Archaeological Center (SDAC). How many personnel were required? How many Native American monitors were present?
2. Preliminary results of data recovery and a definition of the size of the representative sample.
 - a. Were specialized studies performed? Please define types of artifacts to be collected and curated, including quantity of boxes to be submitted to the SDAC. How many personnel were required? How many Native American monitors were present?
3. What resources were discovered during monitoring?
4. What is the landform context and what is the integrity of the resources?
5. What additional studies are necessary?
6. Based on application of the California Register criteria, what is the significance of the resources?
 - a. If the resource is eligible for the California Register, can the resource be avoided by construction?
 - b. If not, what treatment (mitigation) measures are proposed? Please define data to be recovered (if necessary) and what material will be submitted to the SDAC for curation. Are any specialized studies proposed?

(After the first invoice, not all the above information needs to be re-stated, just revise as applicable).

APPENDIX G

Community-specified Streetlight Pole and Fixture Specifications and Sample Cut Sheets

Mission Hills Historic Streetlight Pole Specification

Overview

It is the desire of the Mission Hills community, through the Mission Hills Historic Maintenance Assessment District (MAD) and the City of San Diego, to install and replace with specified decorative Aegean design poles or approved equal in this document.

Deviations from this specification must be presented in writing and accepted in writing.

Manufacturer

The Community has identified the Aegean pole with internal bolting (Catalog Number: 21ST13, sample cut sheet is attached at the end of this Appendix) manufactured by Ameron International or approved equal as the poles that shall meet following specifications. The cut sheet of Ameron International's decorative Aegean pole is provided in this document for reference.

Design

The poles shall be 13 ft. 6 in. from base to top. The poles shall be tapered concrete consisting of centrifugally cast concrete, high-tensile strength steel pre-stressing strand throughout the shaft at a predetermined stress (placing the shaft in compression), and spirally wrapped at a controlled pitch.

The concrete shall be pre-stressed and placed by the centrifugal spinning process. The concrete shall achieve a minimum 28-day compressive strength of 8,000 psi (55Mpa).

The minimum concrete cover over the pre-stressing strand shall be 3/4 in. The required strength for mold strip out and release of stressing strand shall be a minimum of 3,500 psi (25Mpa). Concrete spacers will assure the proper spacing and alignment of all reinforcing steel.

Due to the complexity of the top fluting the molds must be made in three parts. The pole shaft shall have 15 equally spaced flutes.

The pole shall have a 17-1/2 in. square base with the corners mitered.

The pole shall have a 6-1/2 in. bolt circle.

The pole will have 3/4 in. bolts cast into the top for mounting the fixture.

The poles shall be designed for the dead loads and wind loads which produce bending and torsion in the shaft induced by the fixtures.

The moment at any point along the length of the pole is the sum of the moments resulting from the dead loads and the forces from the wind loads. The wind force is equal to the wind pressure multiplied by the effective projected area (EPA) of the object that it is blowing against.

Design stresses due to loading and pre-stressing shall conform to "Building Code Requirements

for Reinforced Concrete" (ACI 318, AASHTO, and IBC). The manufacturer shall conform to PCI and ACI requirements.

Dead load deflections shall be equal to, or less than, one percent (1%) of the length of the pre-stressed shaft.

Stress in the concrete due to pre-stressing shall be within the following limits:

- $f_{pc} - 800 \text{ psi (5.5 mpa)}$
- $f_{pc} - 0.6 f_c$

The maximum allowable deviation from stringline is $1/2$ in.

The pitch of the spiral steel shall not be greater than 3.2 in. or the radius of the pole, whichever is less.

The maximum initial pre-stressing force shall be less than the allowed for maximum ultimate strength at the time of stress transfer.

The reinforcing shall continue from the top to the bottom of the pole over its entire length and be secured to the longitudinal reinforcement by an approved automatic caging method.

Reinforcing steel, strand wire, stud bolts, anchor lugs, and steel plates shall be electrically bonded.

All poles will be provided with a #6 stranded copper ground wire.

All anchor bolts shall have an L bend at the bottom, the length of which shall not exceed four times the thickness of the bolt. Each anchor bolt is to be supplied with one hex nut for leveling, one hex nut for securing the base, and two flat washers.

After sufficient curing time the surface of the pole is to be etched and coated with Amershield anti-graffiti coating. The surface shall be uniform in lines and texture, seam lines are to be removed.

All poles shall be provided with fish wire to facilitate cable installation.

Materials

Cement:

- Type 3 Portland cement shall conform to the current standard for "Portland Cement" (ASTM Designation C150).
- Cement shall be stored in a dry, well-ventilated location protected from the weather.

Aggregate:

- Shall conform to ASTM C-33 or CSA A23.1 and shall be uniformly graded from a maximum size of $3/8$ in. to 5 percent passing #100 sieves.
- All aggregate and sand are to be black.

Water:

- The water used in mixing the concrete shall be clean and free from deleterious amounts of silt, oil, acids, alkaline, or organic materials.

Admixtures:

- Admixtures shall conform to ASTM C-260 and C-494.

Pre-stressing Wire:

- High-tensile strength pre-stressing wire shall conform to the current specification for "Uncoated Seven-Wire Stress-Relieved Strand for Pre-stressed Concrete" (ASTM Designation A416), Grade 250.
- The minimum strength will be 250,000 psi for 5/16 in. diameter strand.

Steel Cage Wire:

- Wire for reinforcement shall conform to "Cold-Drawn Steel Wire for Concrete Reinforcement" (ASTM Designation A82 or CSA G30.3). The minimum wire size shall be 12 AWG.
- The wire shall have a hot dipped galvanized coating as per ASTM A82 or CSA 30.3.

Steel Plate:

- Plate steel shall conform to "Structural Steel" (ASTM Designation A36).

Steel Bar:

- Bar for reinforcement shall conform to "Deformed Billet Steel Bars for Concrete Reinforcement" (ASTM Designation A615 or CSA G279M), Grade 60.

Hardware and Accessories:

- Hardware shall be made of structural steel conforming to ASTM B-36 and zinc alloy AC41A conforming to ASTM B-240.
- Hand hole frames shall be manufactured using a high-density zinc alloy.
- The finish shall be hot dip galvanized in accordance with ASTM A-153.

Color:

- All pigments used shall be non-fade iron or chromium oxides.
- The concrete pigment shall be BLACK to match Ameron 12 or approved equal.

Sealer:

- After etching, each pole shall be finished with two coats of waterproof breathing membrane of methyle methacrylate.

Anti-Graffiti Coating

- Each pole will have a coating of Amershield applied (CLEAR color).

Production

All manufacturing tolerance, details of reinforcing, and finishes shall be in accordance with the "Guide Specification for Pre-stressed Concrete Poles".

All metal parts shall be pretreated prior to coating with a six-step total immersion system consisting of wash-degreasing, rinse, phosphate conversion coating rinse, non-chromium sealer, and rinse.

Poles will be slow-ramped heat cured in an enclosed insulated curing chamber.

After the concrete has attained the required compressive strength, the high tensile pre-stressing wire shall be released so that the tension is at the maximum as designed for its ultimate strength at time of stress transfer.

A plate shall be cast into the base of the pole denoting manufacturing date and identifying information that provides traceability to materials and production data.

Quality Control

Photos of a pole prototype shall be provided to the Contractor and The City of San Diego for acceptance prior to full production runs.

A concrete cylinder test shall be performed for each 100 cubic yards of concrete poured. Test cylinders shall be centrifugally cast in 6 in. by 12 in. long rigid molds and spun on their longitudinal axis at a speed that will produce a mix compression similar to that of the pole. Cure of the test cylinders shall be equivalent to the cure of the pole.

Strength test shall be made in accordance with the "Method of Test Compression Strength of Molded Concrete Cylinders" (ASTM Designation C39) using the net area of hollow cylinder to determine the compression strength. The test strength shall be the average of at least two companion cylinders cast from the same batch and tested at the same age.

A final quality check shall be performed on each pole to assure that it is free of marring, chips, or other handling defects.

All design, production, and quality procedures and data shall be kept by the supplier and be available upon request. There is no time limit on the data storage.

Handling, Shipping and Storage

Handling of poles shall conform to standard industry practice. Structural integrity and unmarred surface appearance shall be maintained during handling and shipping, the use of blocking and hold-downs shall be used to facilitate this.

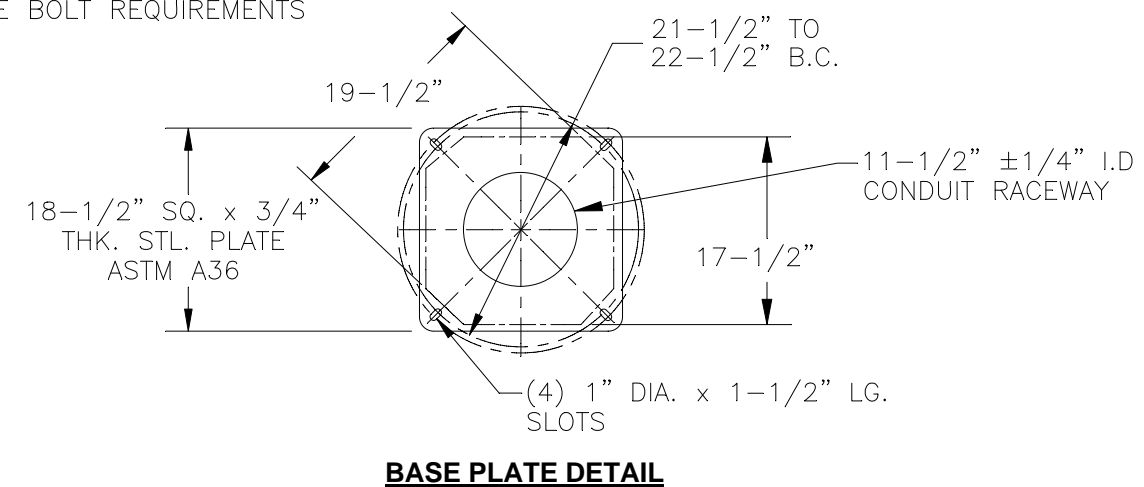
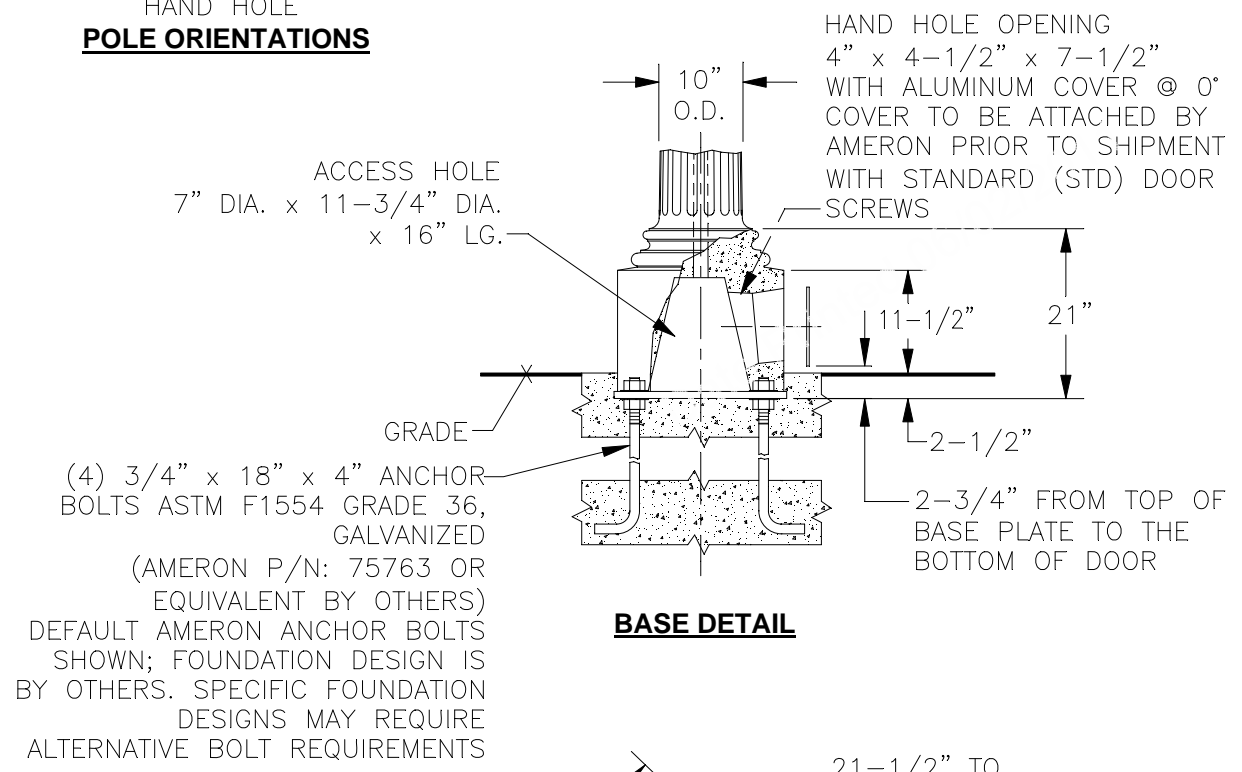
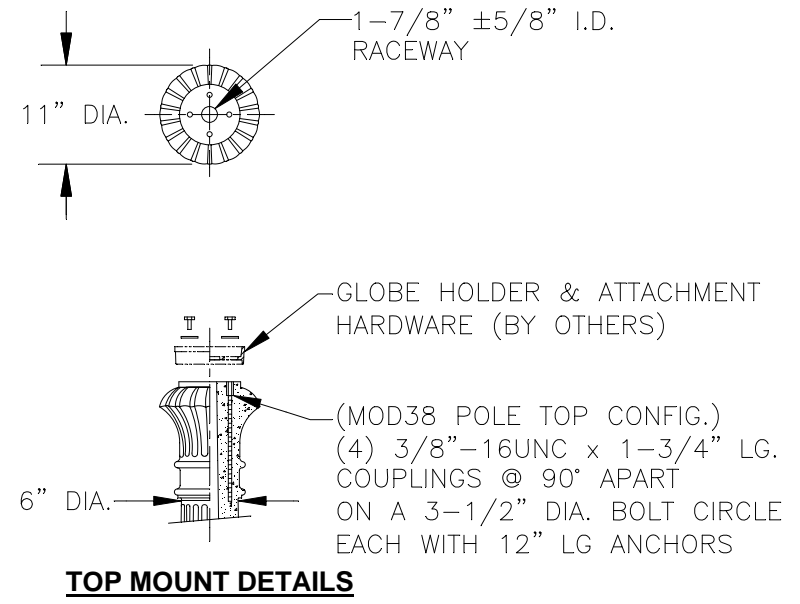
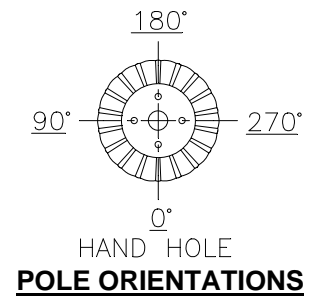
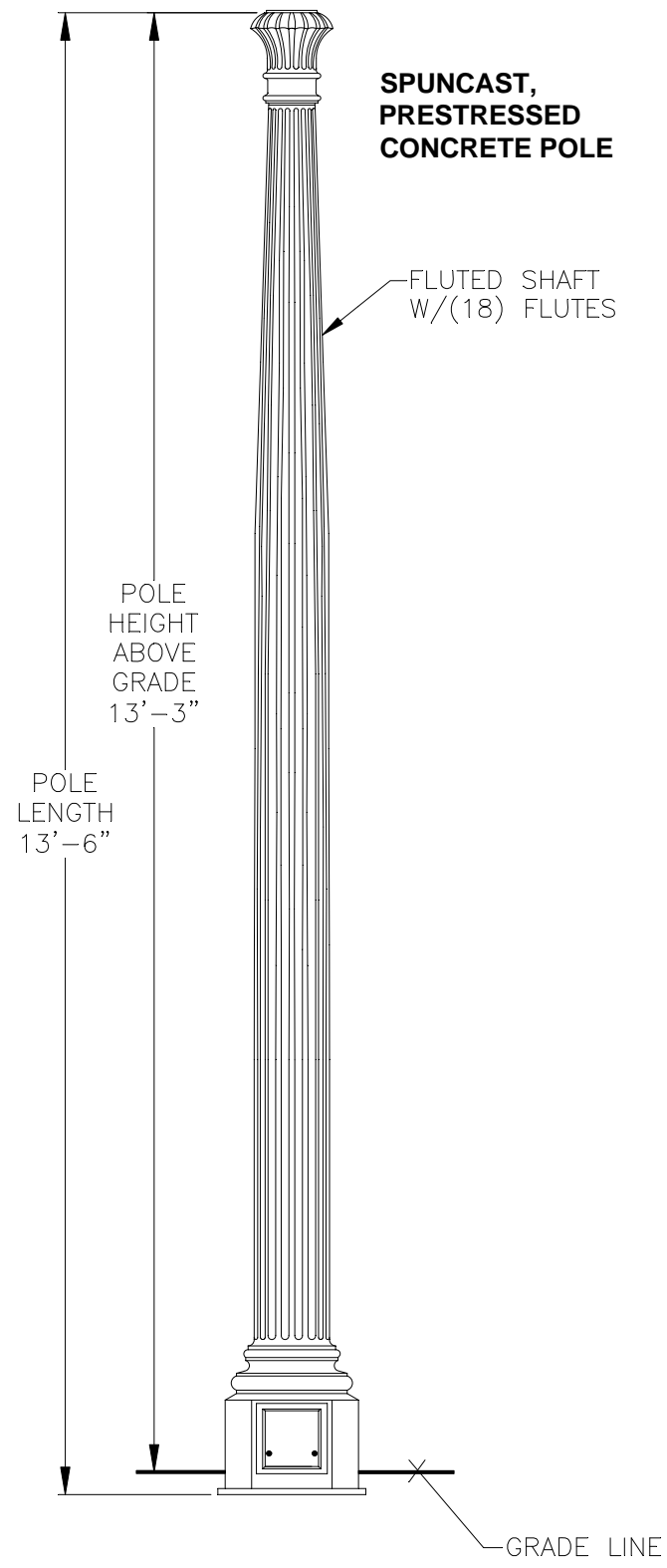
Use a two-point pickup whenever possible (except when lifting a product into place during installation) and a two point block approximately 1/4 to 1/3 of pole length from the ends. When stacking product vertically, locate blocks directly above the block below. Nylon Slings are recommended to prevent possible scarring or chipping.

The Contractor shall coordinate the pole shipping schedule and storage with the Vendor. City of San Diego's assistance might be provided upon request.

Warranty

The manufacturer shall provide a warranty that the poles meet the design specifications and are free of production defects for a minimum period of 10 years.

REV.	DATE	DESCRIPTION	DRN.	APPR.



"F" LEVEL CONFIG CODES			"P" LEVEL CONFIG CODES		
OPTION CLASS	ENTRY	INFO.	OPTION CLASS	ENTRY	INFO.
COATING	I		MIX	12	
HH COVER	45215		FINISH	3	
DOOR SCRS	STD		BASE PLATE	45329	
			POLE TOP CON.	MOD38	SPECIAL

TRADITIONAL BASE PLATE AEGEAN POLES

POLE DESIGNATION	POLE LENGTH	POLE HEIGHT A.G. (NOM.)	BOLT CIRCLE (in.)	ULTIMATE G.L. MOMENT (ft-lbs.)	WEIGHT (lbs.)
21CT13SPL	13'-6"	13'-3"	22"	23,200	850

() POLES REQUIRED:

NOTES:

- MIX (123I): BLACK, EXPOSED AGGREGATE FINISH WITH AMERSHIELD ANTI-GRAFFITI COATING.
- ASTM C-150 TYPE III GRAY CEMENT.
- f'c @ 28 DAYS = 6,000 PSI, USING SPUN CYLINDER TEST.
- f'c @ 28 DAYS = 5,000 PSI, USING ASTM C-31 CYLINDER TEST.
- POLES MANUFACTURED PER ASTM C-1089-06 SPECIFICATIONS.
- PROTECTIVE COAT EXPOSED P.C. WIRES AT POLE ENDS.
- BASEPLATE FULLY PRESTRESSED WITH (8) 5/16" DIA. ASTM A-416 PRESTRESSING CABLES.
- THE POLE (& IMPLIED TENON TOP ASSEMBLY) DEPICTED ON THIS DRAWING IS DESIGNED TO WITHSTAND THE LOADS IMPARTED BY A SINGLE POST TOP TYPE LUMINAIRE (NOT TO EXCEED 3.0 SQ. FT. EPA, 70 POUNDS) PER THE 2001 AASHTO LTS-4 IN A 90 MPH WIND ZONE (3-SECOND GUSTS). NO TORSIONAL (ARM OR TWIST) LOADS ANALYZED. PLEASE ADVISE IF INTENDED LOADING EXCEEDS THESE VALUES.
- POLE SHOWN IS SUITABLE FOR CAPPED BASE PLATE (ENCASED IN CONCRETE), OTHERWISE, OTHER NON-CAPPED INSTALLATION REQUIRES A GALVANIZED BASE PLATE.

APPROVED BY _____ DATE _____

Ameron POLE PRODUCTS DIVISION

CITY OF SAN DIEGO- SAN DIEGO, CA
21CT13SPL POLE W/ MOD38 POLE TOP CONFIGURATION

THIS DOCUMENT CONTAINS INFORMATION WHICH IS PROPRIETARY TO AMERON. IT SHALL NOT BE REPRODUCED, USED OR DISCLOSED TO ANYONE WITHOUT THE PRIOR WRITTEN PERMISSION OF AMERON.

DRAWN: J.C.	06/11	SCALE	DWG. NO.	REV
CHK'D:		N.T.S.	1106-005	

Mission Hills Historic Streetlight Fixture Specification

Overview

It is the desire of the Mission Hills community, through the Mission Hills Historic Maintenance Assessment District (MAD) and the City of San Diego, to install and replace with decorative acorn streetlight fixtures specified in this document. When all new lights are installed and the existing cobra style ones are replaced, the community will have a uniform set of light fixtures.

Deviations from this specification must be presented in writing and accepted in writing.

Manufacturer

The Community has identified King Luminaire's streetlight fixtures, Catalogue No:

- K118-OGR-III-55(IND)-120-K6/K9-NPCU-PR-HSS, and
- K118-OGR-III-85(IND)-120-K6/K9-PCU-PR-HSS,
(Their sample cut sheets are attached at the end of this Appendix)

or approved equal, shall be used for the streetlight installations. The cut sheets of the King Luminaire's streetlight fixtures are provided in this document for reference.

Fixture

The fixture shall be composed of the following components:

- Finial
- Globe
- Reflector (this shall be integral to the globe)
- Shield (this shall be integral to the globe)
- Light source
- Power source for the light
- Photocell
- Capital
- Mounting plate (connects the pole to the capital)
- Hardware

Preference will be given to designs where replacement of light sources, power sources, and photocells are accomplished without the use of tools.

Finial

The finial shall be made from aluminum and be painted or anodized black, and be attached to the top of the globe.

Globe

The globe shall be equivalent to one of the style of King Luminaire K118 Washington or approved equal. The globe is to be glass with a rippled finish.

Reflector or Refractive Element

The reflector is to be internal to the globe. The reflector must be designed to focus the light on the sidewalk and street, minimizing the amount of light shining into a house. In addition, the reflector must provide dark sky cutoff level protection. The reflecting devices must provide enough up light to illuminate the top of the globe.

House Side Shield

Perforated 120 degree house side shield with 40% open or large solid aluminum 150 degree house side shield shall be provided per client specific order for each fixture. The shield is to be internal to the globe. The shield must be designed to minimize/block the amount of light shining into adjacent houses and removed with minimum tools.

Light Source and Power Source

The light source shall be an induction light. The wattage shall be 55W for mid-block and 85W for intersections, at 120V. The bulbs shall be rated at 3000K.

Photocell

Each fixture will accommodate and include a photocell to control the light. The photocell shall be of a plug in type, Ripley 6246F or equivalent.

Capital

The capital will house the power source and the photocell. The design of the capital is dependent on the power source and the globe. The supplier will provide the appropriate capital for each version and also include a separate drawing for each capital option.

Mounting Plate and Hardware

The mounting plate interfaces the top of the concrete pole to the capital. The mounting plate and all necessary installation hardware shall be included.

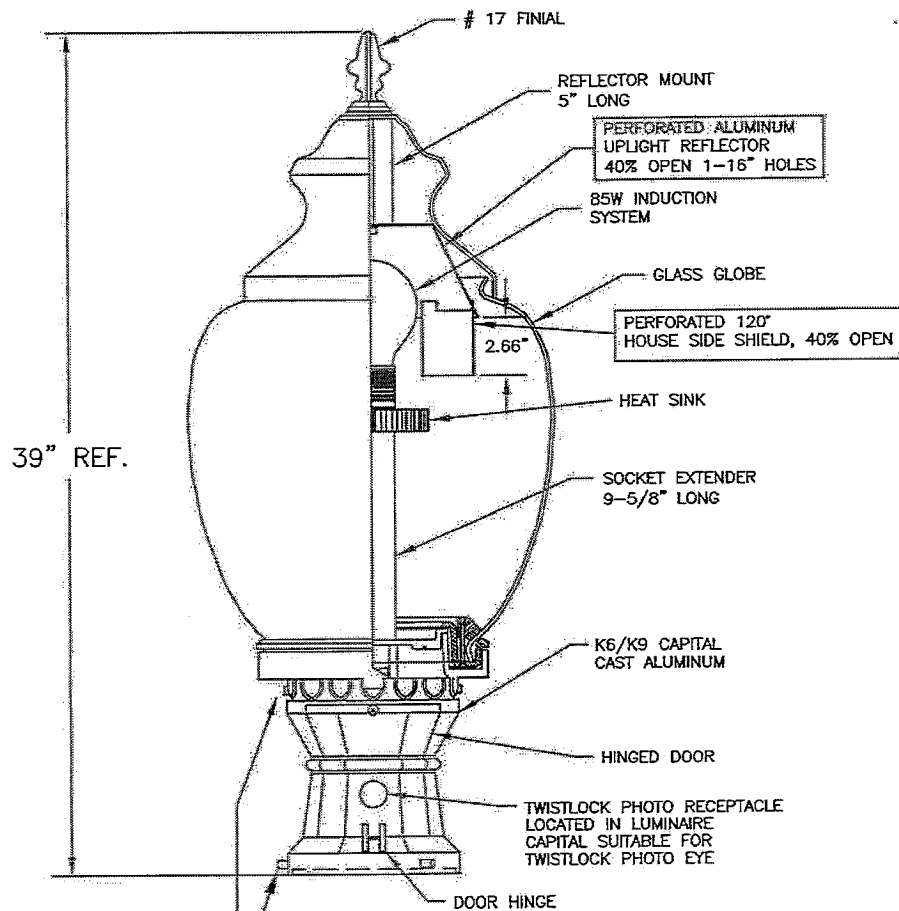
Handling, Shipping, and Storage

Handling of fixtures shall conform to standard industry practice. All components shall be packaged from the manufacturer. The Contractor shall coordinate the pole shipping schedule and

storage with the Vendor. City of San Diego's assistance might be provided upon request.

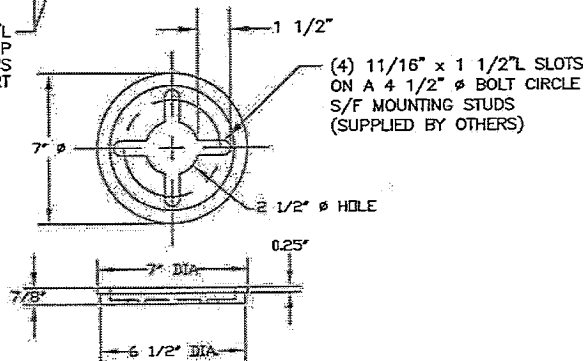
Warranty

The manufacturer shall provide a warranty that the fixtures meet the design specifications and are free of production defects for a minimum period of 5 years.



39" REF.

(3) 3/8" x 3/4" L
ST. STL. CUP-TIP
SET SCREWS
Ø 120° APART



MODIFIED 7" O.D. RING DETAIL

REV.	ALTERATION	DATE	BY
A	7 5/8" PLATE DETAIL REPLACED WITH 7" CAST RING	06/21/11	A.A.
B	85W INDUCTION LAMP PROFILE CORRECTED.	06/27/11	M.Y.
C	HSS PROFILE CORRECTED.	01/02/13	M.M.

LUMINAIRE SPECIFICATIONS

CATALOGUE NO.: K118-OGR-III-85(IND)
-120-K6/K9-PCU-PR-HSS

QUANTITY:
OPTICAL SYSTEM: PERFORATED CUTOFF REFLECTOR
IES CLASS.: TYPE III
WATTAGE: 85W INDUCTION

LINE VOLTAGE: 120V
LIGHT SOURCE: INDUCTION
POLE ADAPTOR: K6/K9
POWDERCOAT: TEXTURED BLACK
OPTIONS: #17 FINIAL
PERF CUT-OFF REFLECTOR
TWISTLOCK REC.
PERFORATED HOUSE SIDE SHIELD


LAMP INFORMATION:

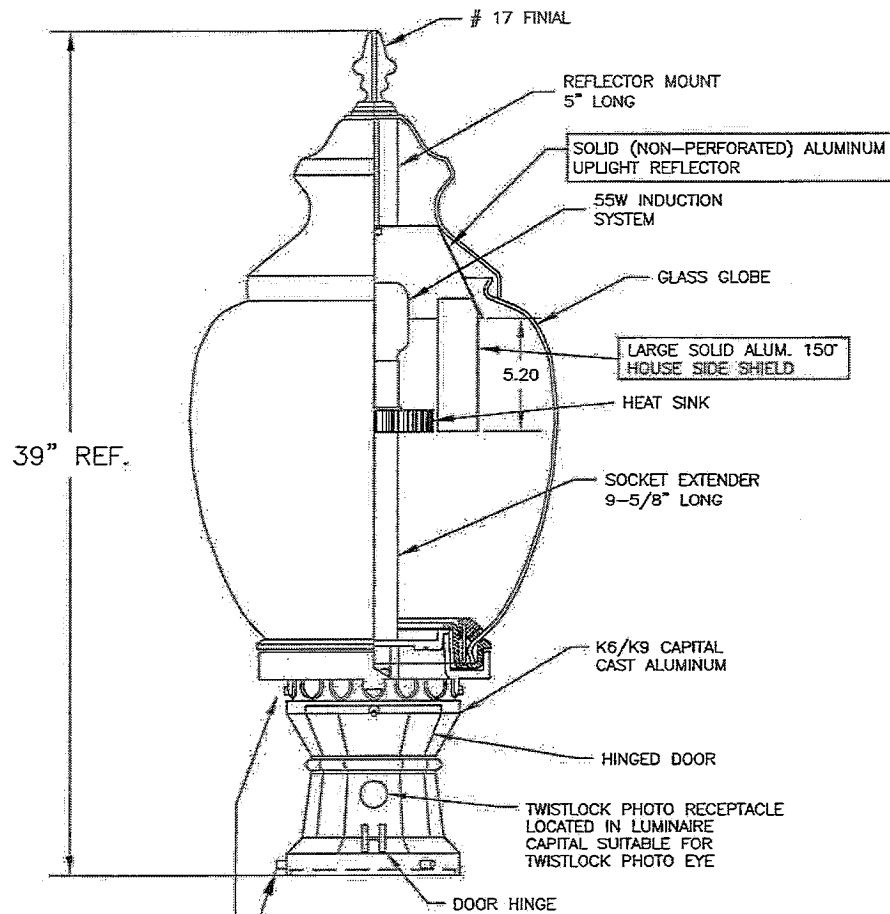
SUPPLIER: PHILLIPS
GENERATOR NO. (120V): 13547-5
POWER COUPLER NO.: 13549-1
(LAMPHOLDER)
3000K BULB NO.: 13550-9

OPTIONS

QUICK DISCONNECT
TERMINAL BLOCK
OTHER: MOD. 7" RING (SEE DETAIL)

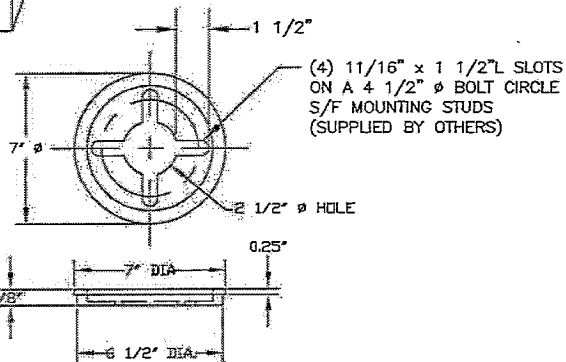
CUSTOMER APPROVAL & DATE: 1/3/12

 <p>King Luminaire • StressCrete • Est. 1953</p> <p>STRESSCRETE GROUP</p>		<p><u>Manufacturing Locations:</u></p> <p>Burlington, Ontario 1-800-268-7809</p> <p>Northport, Alabama 1-800-435-6563</p> <p>Atchison, Kansas 1-800-837-1024</p> <p>Jefferson, Ohio 1-800-268-7809</p>		
<p>PROJECT/CUSTOMER: TALMADGE DECORATIVE LIGHTING</p>				
DRAWN BY:	AT:	CHECKED BY:	DATE:	REVISION:
TASHI B.	SC1		02/10/11	C
DRAWING TYPE:		DRAWING NUMBER:		
APPROVAL/MFG. DWG.		SANDIEGO-2		



39" REF.

(3) 3/8" x 3/4" L
ST. STL. CUP-TIP
SET SCREWS
@ 120° APART



MODIFIED 7" O.D. RING DETAIL

REV.	ALTERATION	DATE	BY
A	HOUSE SIDE SHIELD STATED 40% OPEN, TO BE SOLID ALUMINUM.	01/02/13	M.M.
B	CUT-OFF REFLECTOR AND PLATE WERE PERFORATED	01/08/13	M.Y

LUMINAIRE SPECIFICATIONS

CATALOGUE NO.: K118-OGR-III-55(IND)
-120-K6/K9-NPCU-PR-HSS

QUANTITY:
OPTICAL SYSTEM: NON-PERFORATED CUTOFF REFLECTOR
IES CLASS.: TYPE III
WATTAGE: 55W INDUCTION
LINE VOLTAGE: 120V
LIGHT SOURCE: INDUCTION
POLE ADAPTOR: K6/K9
POWDERCOAT: TEXTURED BLACK
OPTIONS:
#17 FINIAL
NON-PERFORATED CUT-OFF REFLECTOR
TWISTLOCK REC.
SOLID ALUM. HOUSE SIDE SHIELD



LAMP INFORMATION:

SUPPLIER: PHILLIPS
GENERATOR NO. (120V): 13542-6
POWER COUPLER NO.: 13544-2
(LAMPHOLDER)
3000K BULB NO.: 13545-9

OPTIONS

QUICK DISCONNCT
TERMINAL BLOCK
OTHER: MOD. 7" RING (SEE DETAIL)

CUSTOMER APPROVAL & DATE:

 		<u>Manufacturing Locations:</u> Burlington, Ontario 1-800-268-7809 Northport, Alabama 1-800-435-6563 Atchison, Kansas 1-800-837-1024 Jefferson, Ohio 1-800-268-7809	
King Luminaire • StressCrete • Est. 1953 STRESSCRETE GROUP			
PROJECT/CUSTOMER: TALMADGE DECORATIVE LIGHTING			
DRAWN BY:	AT:	CHECKED BY:	DATE:
A. ALVELA	SC1		12/18/12
DRAWING TYPE:		DRAWING NUMBER:	
APPROVAL DWG.		SANDIEGO-7	

City of San Diego

CITY CONTACT: DAMIAN SINGLETON - Contract Specialist, Email: dsingleton@sandiego.gov
Phone No. (619) 533-3482, Fax No. (619) 533-3633



ADDENDUM "A"

FOR

MISSION HILLS HISTORIC STREET LIGHTING

BID NO.:	<u>K-13-5793-DBB-3</u>
SAP NO. (WBS/IO/CC):	<u>S-11008 / B-00709</u>
CLIENT DEPARTMENT:	<u>2113</u>
COUNCIL DISTRICT:	<u>2</u>
PROJECT TYPE:	<u>IH</u>

BID DUE DATE:

2:00 PM
JUNE 19, 2013
CITY OF SAN DIEGO
PUBLIC WORKS DEPARTMENT
1010 SECOND AVENUE, SUITE 1400, MS 614C
SAN DIEGO, CA 92101

A. CHANGES TO CONTRACT DOCUMENTS

The following changes to the Contract Documents are hereby made effective as though originally issued with the bid package. Bidders are reminded that all previous requirements to this solicitation remain in full force and effect.

B. VOLUME 1

1. To the Supplementary Special Provisions (SSP), APPENDIX "E", Location Map, pages 98 through 99, **DELETE** in their entirety and **SUBSTITUTE** with pages 3 of 4 through 4 of 4 of this Addendum.

Tony Heinrichs, Director
Public Works Department

Dated: *May 31, 2013*
San Diego, California

TH/bd/lis

APPENDIX E

Location Map

MISSION HILLS - BLOCK 2E

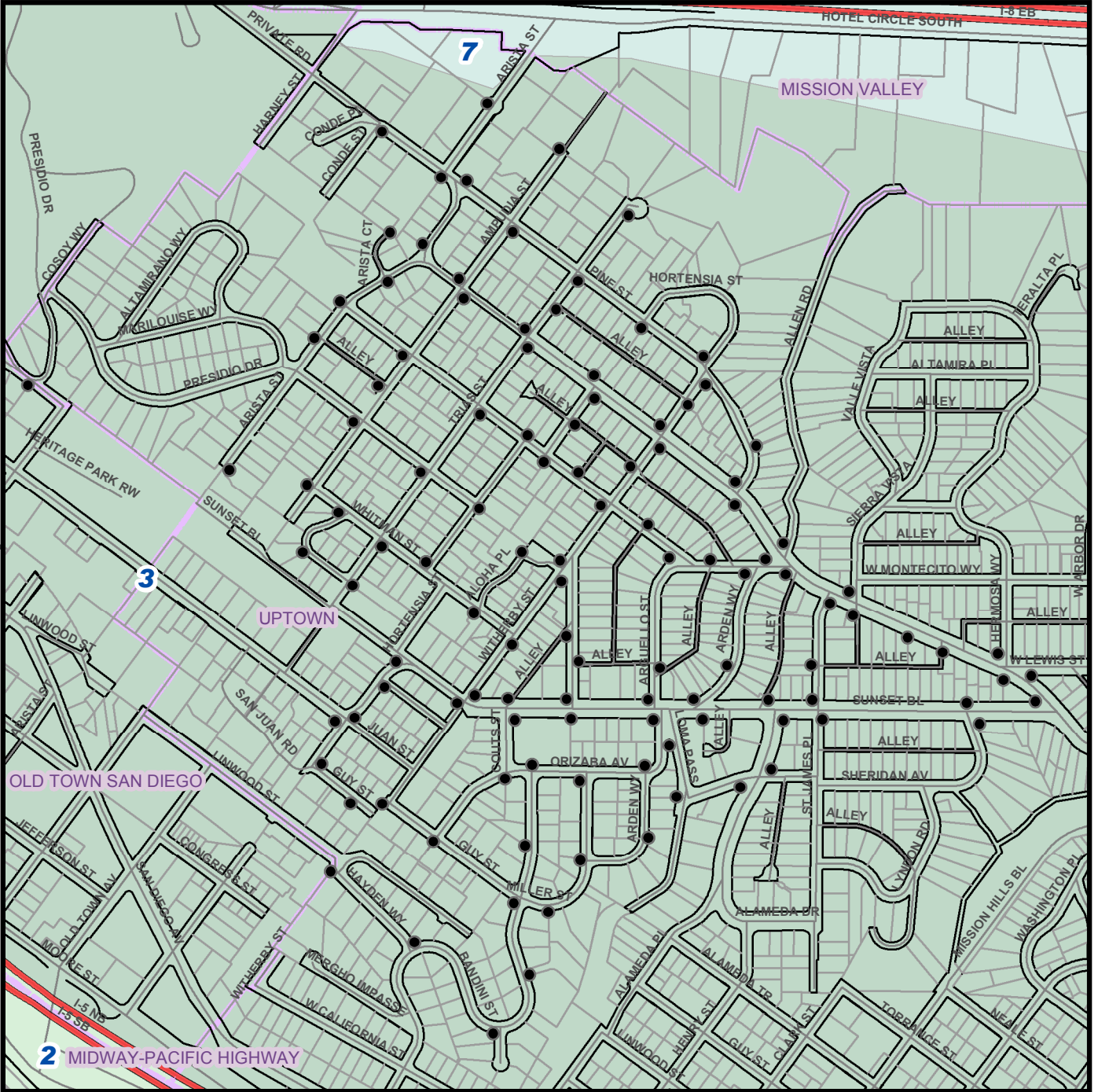
SECTION HEAD
LABIB QASEM
(619) 533-6670

PROJECT MANAGER
DAYUE ZHANG
(619) 533-7409



CONSTRUCTION PROJECT
INFORMATION LINE
619-533-4207

RIGHT-OF-WAY DIVISION



● STREET LIGHTS
(116) QTY



COMMUNITY NAME:

COUNCIL DISTRICT: 3

SAP ID: S11008

OLD TOWN, UPTOWN
May 31, 2013 - Mission Hills Historic Street Lighting ADDENDUM "A"

Date: May 28, 2013



THIS MAP/DATA IS PROVIDED WITHOUT WARRANTY OF ANY KIND, EITHER EXPRESS OR IMPLIED, INCLUDING, BUT NOT LIMITED TO, THE IMPLIED WARRANTIES OR MERCHANTABILITY AND FITNESS FOR A PARTICULAR PURPOSE. Note: This product may contain information reproduced with permission granted by RAND McNALLY & COMPANY to SANDAG. This product may contain information reproduced with permission granted by RAND McNALLY & COMPANY to SANDAG. This product may contain information reproduced with permission granted by RAND McNALLY & COMPANY to SANDAG. It is unlawful to copy or reproduce all or any part thereof, whether for personal use or resale, without the prior permission of RAND McNALLY & COMPANY.

City of San Diego

CITY CONTACT: Damian Singleton, Contract Specialist, Email: Dsingleton@sandiego.gov
Phone No. (619) 533-3482, Fax No. (619) 533-3633



ADDENDUM "B"

FOR

MISSION HILLS HISTORIC STREET LIGHTING

BID NO.: K-13-5793-DBB-3
SAP NO. (WBS/IO/CC): S-11008 / B-00709
CLIENT DEPARTMENT: 2113
COUNCIL DISTRICT: 2
PROJECT TYPE: IH

BID DUE DATE:

2:00 PM
JUNE 19, 2013
CITY OF SAN DIEGO
PUBLIC WORKS DEPARTMENT
1010 SECOND AVENUE, SUITE 1400, MS 614C
SAN DIEGO, CA 92101

A. CHANGES TO CONTRACT DOCUMENTS

The following changes to the Contract Documents are hereby made effective as though originally issued with the bid package. Bidders are reminded that all previous requirements to this solicitation remain in full force and effect.

B. VOLUME 1

1. To the Contract Documents, ADD Form AA60, LIST OF WORK MADE AVAILABLE, page 3 of 3 of this Addendum.

Tony Heinrichs, Director
Public Works Department

Dated: *June 7, 2013*
San Diego, California

TH/bd/lis/egz

LIST OF WORK MADE AVAILABLE

List items of the Work the Bidder made available to SLBE-ELBE firms. Identify those items of the Work the Bidder might otherwise perform with its own forces and those items that have been broken down into economically feasible units to facilitate SLBE-ELBE participation. For each item listed, show the dollar amount and percentage of the Base Bid. The Bidder must demonstrate that enough work to meet the goal was made available to SLBE-ELBE firms.

ITEM OF WORK MADE AVAILABLE	NAICS CODE	BIDDER NORMALLY PERFORMS ITEM (Y/N)	ITEM BROKEN DOWN TO FACILITATE PARTICIPATION (Y/N)	AMOUNT	PERCENTAGE OF BASE BID

Form Title: LIST OF WORK MADE AVAILABLE
 Form: AA60
 Project Title:

(Rev. September 2012)

City of San Diego

CONTRACTOR'S NAME: HMS
ADDRESS: _____
TELEPHONE NO.: _____ FAX NO.: _____
CITY CONTACT: DAMIAN SINGLETON - Contract Specialist, Email: dsingleton@sandiego.gov
Phone No. (619) 533-3482, Fax No. (619) 533-3633
DZHANG/BDORINGO/LS



CONTRACT DOCUMENTS

FOR

MISSION HILLS HISTORIC STREET LIGHTING

VOLUME 2 OF 2

BID NO.: K-13-5793-DBB-3
SAP NO. (WBS/IO/CC): S-11008 / B-00709
CLIENT DEPARTMENT: 2113
COUNCIL DISTRICT: 2
PROJECT TYPE: IH

THIS CONTRACT IS SUBJECT TO THE FOLLOWING:

- THE CITY'S SUBCONTRACTING PARTICIPATION REQUIREMENTS FOR SLBE PROGRAM.
- BID DISCOUNT PROGRAM (The WHITEBOOK, SLBE-ELBE Program Requirements, Section IV(2))

THIS BIDDING DOCUMENT TO BE SUBMITTED IN ITS ENTIRETY
REFER TO VOLUME 1 COVER PAGE FOR TIME, DATE, AND LOCATION

TABLE OF CONTENTS

Volume 2 - Bidding Documents

The following forms must be completed in their entirety and submitted with the Bid. Include the form(s) even if the information does not apply. Where the information does not apply write in N/A. Failure to include any of the forms may cause the Bid to be deemed **non-responsive**. If you are uncertain or have any questions about any required information, contact the City no later than 14 days prior to Bid due date.

1. Bid/Proposal.....	3-6
2. Bid Bond.....	7
3. Non-Collusion Affidavit to be executed by Bidder and Submitted with Bid under 23 USC 112 and PCC 7106	8
4. Contractors Certification of Pending Actions.....	9
5. Equal Benefits Ordinance Certification of Compliance.....	10
6. Proposal (Bid).....	11-14
7. Form AA35 - List of Subcontractors	15
8. Form AA40 - Named Equipment/Material Supplier List	16

PROPOSAL

Bidder's General Information

To the City of San Diego:

Pursuant to "Notice Inviting Bids", specifications, and requirements on file with the City Clerk, and subject to all provisions of the Charter and Ordinances of the City of San Diego and applicable laws and regulations of the United States and the State of California, the undersigned hereby proposes to furnish to the City of San Diego, complete at the prices stated herein, the items or services hereinafter mentioned. The undersigned further warrants that this bid is not made in the interest of, or on behalf of, any undisclosed person, partnership, company, association, organization, or corporation; that the bid is genuine and not collusive or sham; that the bidder has not directly or indirectly induced or solicited any other bidder to put in a false or sham bid, and has not directly or indirectly colluded, conspired, connived, or agreed with any bidder or anyone else to put in a sham bid, or that anyone shall refrain from bidding; that the bidder has not in any manner, directly or indirectly, sought by agreement, communication, or conference with anyone to fix the bid price of the bidder or any other bidder, or to fix any overhead, profit, or cost element of the bid price, or of that of any other bidder, or to secure any advantage against the public body awarding the contract of anyone interested in the proposed contract; that all statements contained in the bid are true; and, further, that the bidder has not, directly or indirectly, submitted his or her bid price or any breakdown thereof, or the contents thereof, or divulged information or data relative thereto, or paid, and will not pay, any fee to any corporation, partnership, company, association, organization, bid depository, or to any member or agent thereof to effectuate a collusive or sham bid.

The undersigned bidder(s) further warrants that bidder(s) has thoroughly examined and understands the entire Contract Documents (plans and specifications) and the Bidding Documents therefore, and that by submitting said Bidding Documents as its bid proposal, bidder(s) acknowledges and is bound by the entire Contract Documents, including any addenda issued thereto, as such Contract Documents incorporated by reference in the Bidding Documents.

IF A SOLE OWNER OR SOLE CONTRACTOR SIGN HERE:

- (1) Name under which business is conducted _____
- (2) Signature (Given and surname) of proprietor _____
N/A
- (3) Place of Business (Street & Number) _____
- (4) City and State _____ Zip Code _____
- (5) Telephone No. _____ Facsimile No. _____

BIDDING DOCUMENTS

IF A PARTNERSHIP, SIGN HERE:

(1) Name under which business is conducted _____

(2) Name of each member of partnership, indicate character of each partner, general or special (limited):

(3) Signature (Note: Signature must be made by a general partner)

N/A

Full Name and Character of partner

(4) Place of Business (Street & Number) _____

(5) City and State _____ Zip Code _____

(6) Telephone No. _____ Facsimile No. _____

IF A CORPORATION, SIGN HERE:

(1) Name under which business is conducted HMS Construction, Inc.

(2) Signature, with official title of officer authorized to sign for the corporation:

Sharon High

(Signature)

Sharon High

Secretary (Printed Name)

(Title of Officer)

(Impress Corporate Seal Here)

(3) Incorporated under the laws of the State of California

(4) Place of Business (Street & Number) 1047 La Mirada Ct.

(5) City and State Vista Ca Zip Code 92081

(6) Telephone No. 760-727-9808 Facsimile No. 760-727-9806

BIDDING DOCUMENTS

THE FOLLOWING SECTIONS MUST BE FILLED IN BY ALL PROPOSERS:

In accordance with the "NOTICE INVITING BIDS", the bidder holds a California State Contractor's license for the following classification(s) to perform the work described in these specifications:

LICENSE CLASSIFICATION A, B, C10, HA2
LICENSE NO. 765590 EXPIRES 7-31-13

This license classification must also be shown on the front of the bid envelope. Failure to show license classification on the bid envelope may cause return of the bid unopened.

TAX IDENTIFICATION NUMBER (TIN): 33-0848785

E-Mail Address: jeff@hmsconco.com

THIS PROPOSAL MUST BE NOTARIZED BELOW:

I certify, under penalty of perjury, that the representations made herein regarding my State Contractor's license number, classification and expiration date are true and correct.

Signature Sharon High Title Sharon High Secretary

SUBSCRIBED AND SWORN TO BEFORE ME, THIS 4th DAY OF June, 2013

Notary Public in and for the County of San Diego, State of California

Tami McCullum

(NOTARIAL SEAL)



BID BOND

KNOW ALL MEN BY THESE PRESENTS,

That HMS Construction, Inc. as Principal, and Liberty Mutual Insurance Company as Surety, are held and firmly bound unto The City of San Diego hereinafter called "OWNER," in the sum of **10% OF THE TOTAL BID AMOUNT** for the payment of which sum, well and truly to be made, we bind ourselves, our heirs, executors, administrators, successors, and assigns, jointly and severally, firmly by these presents.

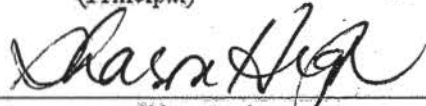
WHEREAS, said Principal has submitted a Bid to said OWNER to perform the WORK required under the bidding schedule(s) of the OWNER's Contract Documents entitled

Mission Hills Historic Street Lighting


NOW THEREFORE, if said Principal is awarded a contract by said OWNER and, within the time and in the manner required in the "Notice Inviting Bids" enters into a written Agreement on the form of agreement bound with said Contract Documents, furnishes the required certificates of insurance, and furnishes the required Performance Bond and Payment Bond, then this obligation shall be null and void, otherwise it shall remain in full force and effect. In the event suit is brought upon this bond by said OWNER and OWNER prevails, said Surety shall pay all costs incurred by said OWNER in such suit, including a reasonable attorney's fee to be fixed by the court.

SIGNED AND SEALED, this 30th day of May, 2013

HMS Construction, Inc. (SEAL)
(Principal)

By: 
(Signature) **Sharon High**
Secretary

Liberty Mutual Insurance Company (SEAL)
(Surety)

By: 
Bart Stewart, Attorney-in-Fact

(SEAL AND NOTARIAL ACKNOWLEDGEMENT OF SURETY)

THIS POWER OF ATTORNEY IS NOT VALID UNLESS IT IS PRINTED ON RED BACKGROUND.

This Power of Attorney limits the acts of those named herein, and they have no authority to bind the Company except in the manner and to the extent herein stated.

Certificate No. 6094818

American Fire and Casualty Company
The Ohio Casualty Insurance Company

Liberty Mutual Insurance Company
West American Insurance Company

POWER OF ATTORNEY

KNOWN ALL PERSONS BY THESE PRESENTS: That American Fire & Casualty Company and The Ohio Casualty Insurance Company are corporations duly organized under the laws of the State of New Hampshire, that Liberty Mutual Insurance Company is a corporation duly organized under the laws of the State of Massachusetts, and West American Insurance Company is a corporation duly organized under the laws of the State of Indiana (herein collectively called the "Companies"), pursuant to and by authority herein set forth, does hereby name, constitute and appoint, Bart Stewart

all of the city of Encinitas, state of California each individually if there be more than one named, its true and lawful attorney-in-fact to make, execute, seal, acknowledge and deliver, for and on its behalf as surety and as its act and deed, any and all undertakings, bonds, recognizances and other surety obligations, in pursuance of these presents and shall be as binding upon the Companies as if they have been duly signed by the president and attested by the secretary of the Companies in their own proper persons.

IN WITNESS WHEREOF, this Power of Attorney has been subscribed by an authorized officer or official of the Companies and the corporate seals of the Companies have been affixed thereto this 24th day of April, 2013.



American Fire and Casualty Company
The Ohio Casualty Insurance Company
Liberty Mutual Insurance Company
West American Insurance Company

By: Gregory W. Davenport
Gregory W. Davenport, Assistant Secretary

STATE OF WASHINGTON ss
COUNTY OF KING

On this 24th day of April, 2013, before me personally appeared Gregory W. Davenport, who acknowledged himself to be the Assistant Secretary of American Fire and Casualty Company, Liberty Mutual Insurance Company, The Ohio Casualty Insurance Company, and West American Insurance Company, and that he, as such, being authorized so to do, execute the foregoing instrument for the purposes therein contained by signing on behalf of the corporations by himself as a duly authorized officer.

IN WITNESS WHEREOF, I have hereunto subscribed my name and affixed my notarial seal at Seattle, Washington, on the day and year first above written.



By: KD Riley
KD Riley, Notary Public, Notary Public

This Power of Attorney is made and executed pursuant to and by authority of the following By-laws and Authorizations of American Fire and Casualty Company, The Ohio Casualty Insurance Company, Liberty Mutual Insurance Company, and West American Insurance Company which resolutions are now in full force and effect reading as follows:

ARTICLE IV – OFFICERS – Section 12. Power of Attorney. Any officer or other official of the Corporation authorized for that purpose in writing by the Chairman or the President, and subject to such limitation as the Chairman or the President may prescribe, shall appoint such attorneys-in-fact, as may be necessary to act in behalf of the Corporation to make, execute, seal, acknowledge and deliver as surety any and all undertakings, bonds, recognizances and other surety obligations. Such attorneys-in-fact, subject to the limitations set forth in their respective powers of attorney, shall have full power to bind the Corporation by their signature and execution of any such instruments and to attach thereto the seal of the Corporation. When so executed, such instruments shall be as binding as if signed by the President and attested to by the Secretary. Any power or authority granted to any representative or attorney-in-fact under the provisions of this article may be revoked at any time by the Board, the Chairman, the President or by the officer or officers granting such power or authority.

ARTICLE XIII – Execution of Contracts – SECTION 5. Surety Bonds and Undertakings. Any officer of the Company authorized for that purpose in writing by the chairman or the president, and subject to such limitations as the chairman or the president may prescribe, shall appoint such attorneys-in-fact, as may be necessary to act in behalf of the Company to make, execute, seal, acknowledge and deliver as surety any and all undertakings, bonds, recognizances and other surety obligations. Such attorneys-in-fact subject to the limitations set forth in their respective powers of attorney, shall have full power to bind the Company by their signature and execution of any such instruments and to attach thereto the seal of the Company. When so executed such instruments shall be as binding as if signed by the president and attested by the secretary.

Certificate of Designation – The President of the Company, acting pursuant to the Bylaws of the Company, authorizes Gregory W. Davenport, Assistant Secretary to appoint such attorneys-in-fact as may be necessary to act on behalf of the Company to make, execute, seal, acknowledge and deliver as surety any and all undertakings, bonds, recognizances and other surety obligations.

Authorization – By unanimous consent of the Company's Board of Directors, the Company consents that facsimile or mechanically reproduced signature of any assistant secretary of the Company, wherever appearing upon a certified copy of any power of attorney issued by the Company in connection with surety bonds, shall be valid and binding upon the Company with the same force and effect as though manually affixed.

I, David M. Carey, the undersigned, Assistant Secretary, of American Fire and Casualty Company, The Ohio Casualty Insurance Company, Liberty Mutual Insurance Company, and West American Insurance Company do hereby certify that the original power of attorney of which the foregoing is a full, true and correct copy of the Power of Attorney executed by said Companies, is in full force and effect and has not been revoked.

IN TESTIMONY WHEREOF, I have hereunto set my hand and affixed the seals of said Companies this 30th day of May, 2013



By: David M. Carey
David M. Carey, Assistant Secretary

Not valid for mortgage, note, loan, letter of credit, currency rate, interest rate or residual value guarantees.

To confirm the validity of this Power of Attorney call 1-610-832-8240 between 9:00 am and 4:30 pm EST on any business day.

CALIFORNIA ALL-PURPOSE CERTIFICATE OF ACKNOWLEDGMENT

State of California


County of San Diego

On 05/30/13 before me, Laura Ashley Aceves, Notary Public
(Here insert name and title of the officer)

personally appeared Bart Stewart

who proved to me on the basis of satisfactory evidence to be the person(s) whose name(s) is are subscribed to the within instrument and acknowledged to me that he/she/they executed the same in his/her/their authorized capacity(ies), and that by his/her/their signature(s) on the instrument the person(s), or the entity upon behalf of which the person(s) acted, executed the instrument.

I certify under PENALTY OF PERJURY under the laws of the State of California that the foregoing paragraph is true and correct.



Signature of Notary Public

(Notary Seal)



ADDITIONAL OPTIONAL INFORMATION

DESCRIPTION OF THE ATTACHED DOCUMENT

(Title or description of attached document)

(Title or description of attached document continued)

Number of Pages _____ Document Date _____

(Additional information)

CAPACITY CLAIMED BY THE SIGNER

Individual (s)
 Corporate Officer

(Title)

Partner(s)
 Attorney-in-Fact
 Trustee(s)
 Other _____

INSTRUCTIONS FOR COMPLETING THIS FORM
Any acknowledgment completed in California must contain verbiage exactly as appears above in the notary section or a separate acknowledgment form must be properly completed and attached to that document. The only exception is if a document is to be recorded outside of California. In such instances, any alternative acknowledgment verbiage as may be printed on such a document so long as the verbiage does not require the notary to do something that is illegal for a notary in California (i.e. certifying the authorized capacity of the signer). Please check the document carefully for proper notarial wording and attach this form if required.

- State and County information must be the State and County where the document signer(s) personally appeared before the notary public for acknowledgment.
- Date of notarization must be the date that the signer(s) personally appeared which must also be the same date the acknowledgment is completed.
- The notary public must print his or her name as it appears within his or her commission followed by a comma and then your title (notary public).
- Print the name(s) of document signer(s) who personally appear at the time of notarization.
- Indicate the correct singular or plural forms by crossing off incorrect forms (i.e. he/she/they- is /are) or circling the correct forms. Failure to correctly indicate this information may lead to rejection of document recording.
- The notary seal impression must be clear and photographically reproducible. Impression must not cover text or lines. If seal impression smudges, re-seal if a sufficient area permits, otherwise complete a different acknowledgment form.
- Signature of the notary public must match the signature on file with the office of the county clerk.
 - ❖ Additional information is not required but could help to ensure this acknowledgment is not misused or attached to a different document.
 - ❖ Indicate title or type of attached document, number of pages and date.
 - ❖ Indicate the capacity claimed by the signer. If the claimed capacity is a corporate officer, indicate the title (i.e. CEO, CFO, Secretary).
- Securely attach this document to the signed document

BID BOND

KNOW ALL MEN BY THESE PRESENTS,

That _____ as Principal, and _____ as Surety, are held and firmly bound unto The City of San Diego hereinafter called "OWNER," in the sum of **10% OF THE TOTAL BID AMOUNT** for the payment of which sum, well and truly to be made, we bind ourselves, our heirs, executors, administrators, successors, and assigns, jointly and severally, firmly by these presents.

WHEREAS, said Principal has submitted a Bid to said OWNER to perform the WORK required under the bidding schedule(s) of the OWNER's Contract Documents entitled _____

NOW THEREFORE, if said Principal is awarded a contract by said OWNER and, within the time and in the manner required in the "Notice Inviting Bids" enters into a written Agreement on the form of agreement bound with said Contract Documents, furnishes the required certificates of insurance, and furnishes the required Performance Bond and Payment Bond, then this obligation shall be null and void, otherwise it shall remain in full force and effect. In the event suit is brought upon this bond by said OWNER and OWNER prevails, said Surety shall pay all costs incurred by said OWNER in such suit, including a reasonable attorney's fee to be fixed by the court.

SIGNED AND SEALED, this _____ day of _____, 20_____

(Principal) (SEAL)

(Surety) (SEAL)

By: _____
(Signature)

By: _____
(Signature)

(SEAL AND NOTARIAL ACKNOWLEDGEMENT OF SURETY)

NON-COLLUSION AFFIDAVIT TO BE EXECUTED BY BIDDER AND SUBMITTED WITH BID UNDER 23 UNITED STATES CODE 112 AND PUBLIC CONTRACT CODE 7106

State of California)
County of San Diego) ss.

Sharon High
Secretary, being first duly sworn, deposes and says that he or she is _____ of the party making the foregoing bid that the bid is not made in the interest of, or on behalf of, any undisclosed person, partnership, company, association, organization, or corporation; that the bid is genuine and not collusive or sham; that the bidder has not directly or indirectly induced or solicited any other bidder to put in a false or sham bid, and has not directly or indirectly colluded, conspired, connived, or agreed with any bidder or anyone else to put in a sham bid, or that anyone shall refrain from bidding; that the bidder has not in any manner, directly or indirectly, sought by agreement, communication, or conference with anyone to fix the bid price of the bidder or any other bidder, or to fix any overhead, profit, or cost element of the bid price, or of that of any other bidder, or to secure any advantage against the public body awarding the contract of anyone interested in the proposed contract; that all statements contained in the bid are true; and further, that the bidder has not, directly or indirectly, submitted his or her bid price or any breakdown thereof, or the contents thereof, or divulged information or data relative thereto, or paid, and will not pay, any fee to any corporation, partnership, company association, organization, bid depository, or to any member or agent thereof to effectuate a collusive or sham bid.

Signed: Sharon High
Sharon High
Title: Secretary

Subscribed and sworn to before me this 4th day of June, 2013
Tami McCullum
Notary Public(SEAL)



BIDDING DOCUMENTS

CONTRACTORS CERTIFICATION OF PENDING ACTIONS

As part of its bid or proposal (Non-Price Proposal in the case of Design-Build contracts), the Bidder shall provide to the City a list of all instances within the past ten years where a complaint was filed or pending against the Bidder in a legal or administrative proceeding alleging that Bidder discriminated against its employees, subcontractors, vendors or suppliers, and a description of the status or resolution of that complaint, including any remedial action taken.

CHECK ONE BOX ONLY.

- The undersigned certifies that within the past 10 years the Bidder has NOT been the subject of a complaint or pending action in a legal administrative proceeding alleging that Bidder discriminated against its employees, subcontractors, vendors or suppliers.
- The undersigned certifies that within the past 10 years the Bidder has been the subject of a complaint or pending action in a legal administrative proceeding alleging that Bidder discriminated against its employees, subcontractors, vendors or suppliers. A description of the status or resolution of that complaint, including any remedial action taken and the applicable dates is as follows:

DATE OF CLAIM	LOCATION	DESCRIPTION OF CLAIM	LITIGATION (Y/N)	STATUS	RESOLUTION/REMEDIAL ACTION TAKEN
		N/A			

Contractor Name: HMS Construction, Inc.

Certified By: *Sharon High* Title: Sharon High Secretary

Name
Sharon High
Secretary
Signature

Date: 6-4-13

USE ADDITIONAL FORMS AS NECESSARY

**EQUAL BENEFITS ORDINANCE
CERTIFICATION OF COMPLIANCE**



For additional information, contact:
CITY OF SAN DIEGO
EQUAL BENEFITS PROGRAM
 202 C Street, MS 9A, San Diego, CA 92101
 Phone (619) 533-3948 Fax (619) 533-3220

COMPANY INFORMATION	
Company Name: HMS Construction, Inc.	Contact Name: Sharon High
Company Address: 1047 La Mirada Court Vista CA 92081	Contact Phone: 760-727-9808
	Contact Email: sharon@hmsconco.com

CONTRACT INFORMATION	
Contract Title: Mission Hills Historic Street Light	Start Date:
Contract Number (if no number, state location): K-13-5793-DBB-3	End Date:

SUMMARY OF EQUAL BENEFITS ORDINANCE REQUIREMENTS

The Equal Benefits Ordinance [EBO] requires the City to enter into contracts only with contractors who certify they will provide and maintain equal benefits as defined in SDMC §22.4302 for the duration of the contract. To comply:

- Contractor shall offer equal benefits to employees with spouses and employees with domestic partners.
 - Benefits include health, dental, vision insurance; pension/401(k) plans; bereavement, family, parental leave; discounts, child care; travel/relocation expenses; employee assistance programs; credit union membership; or any other benefit.
 - Any benefit not offer an employee with a spouse, is not required to be offered to an employee with a domestic partner.
- Contractor shall post notice of firm's equal benefits policy in the workplace and notify employees at time of hire and during open enrollment periods.
- Contractor shall allow City access to records, when requested, to confirm compliance with EBO requirements.
- Contractor shall submit *EBO Certification of Compliance*, signed under penalty of perjury, prior to award of contract.

NOTE: This summary is provided for convenience. Full text of the EBO and Rules Implementing the EBO are available at www.sandiego.gov/administration.

CONTRACTOR EQUAL BENEFITS ORDINANCE CERTIFICATION

Please indicate your firm's compliance status with the EBO. The City may request supporting documentation.

- I affirm **compliance** with the EBO because my firm (*contractor must select one reason*):
- Provides equal benefits to spouses and domestic partners.
 - Provides no benefits to spouses or domestic partners.
 - Has no employees.
 - Has collective bargaining agreement(s) in place prior to January 1, 2011, that has not been renewed or expired.
- I request the City's approval to pay affected employees a cash equivalent in lieu of equal benefits and verify my firm made a reasonable effort but is not able to provide equal benefits upon contract award. I agree to notify employees of the availability of a cash equivalent for benefits available to spouses but not domestic partners and to continue to make every reasonable effort to extend all available benefits to domestic partners.

It is unlawful for any contractor to knowingly submit any false information to the City regarding equal benefits or cash equivalent associated with the execution, award, amendment, or administration of any contract. [San Diego Municipal Code §22.4307(a)]

Under penalty of perjury under laws of the State of California, I certify the above information is true and correct. I further certify that my firm understands the requirements of the Equal Benefits Ordinance and will provide and maintain equal benefits for the duration of the contract or pay a cash equivalent if authorized by the City.

Sharon High
 Secretary
 Name/Title of Signatory

Sharon High
 Signature

6-4-13
 Date

FOR OFFICIAL CITY USE ONLY

Receipt Date: _____ EBO Analyst: _____ Approved Not Approved – Reason: _____

(Rev 02/15/2011)

BIDDING DOCUMENTS

PROPOSAL (BID)

The Bidder agrees to the construction of **MISSION HILLS HISTORIC STREET LIGHTING**, for the City of San Diego, in accordance with these contract documents for the prices listed below. The Bidder guarantees the Contract Price for a period of 120 days (90 days for federally funded contracts and contracts valued at \$500,000 or less) from the date of Bid opening to Award of the Contract. The duration of the Contract Price guarantee shall be extended by the number of days required for the City to obtain all items necessary to fulfill all conditions precedent e.g., bond and insurance.

Item	Quantity	Unit	NAICS	Payment Reference	Description	Unit Price	Extension
BASE BID							
1	1	LS	524126	2-4.1	Bonds (Payment and Performance)	 	\$ 7710 ⁻
2	1	LS	237310	7-10.2.6	Traffic Control	 	\$ 8000 ⁻
3	1	AL		9-3.5	Field Orders - Type II	 	\$31,567.00
4	19	EA	238210	307-2	Remove and Salvage Existing Cobra Streetlight	\$ 270 ⁻	\$ 5130 ⁻
5	2,073	LF	238210	307-2	Furnish and Install 2" PVC Conduit with Directional Boring	\$ 32 ⁻	\$ 66336 ⁻
6	580	LF	238210	307-2	Furnish and Install 2" PVC Conduit with Trenching	\$ 32 ⁻	\$ 18560 ⁻
7	93	EA	238210	307-2	Furnish and Install 30 AMP Fuse Cartridge at Service Point	\$ 24 ⁻	\$ 2232 ⁻
8	116	EA	238210	307-2	Furnish and Install 10 AMP Fuse Cartridge at Streetlight	\$ 24 ⁻	\$ 2784 ⁻
9	25	EA	238210	307-2	Furnish and Install NO. 3-1/2 PULL BOX w/ "STREET LIGHT" Labeled Lid	\$ 190 ⁻	\$ 4750 ⁻
10	14,103	LF	238210	307-2	Furnish and Install #10 Conductors	\$ 0.82	\$ 11564 ⁴⁶
11	93	EA	238210	307-2	Furnish and Splice Wires into SDG&E Service Point	\$ 50 ⁻	\$ 4650 ⁻
12	116	EA	238210	307-2	Furnish and Construct Post Top Streetlight Foundation	\$ 520 ⁻	\$ 60320 ⁻
13	116	EA	238210	307-2	Furnish and Install Ameron 21CT13 Streetlight Pole (or Approved Equal)	\$ 3640 ⁻	\$ 422240 ⁻

BIDDING DOCUMENTS

Item	Quantity	Unit	NAICS	Payment Reference	Description	Unit Price	Extension
14	35	EA	238210	307-2	Furnish and Install 55 Watt Induction King Luminaire's Catalog No. K118-ORG-III-55(IND)-120-K6/K9-NPCU-PR-HSS Light Fixture with Full-Shield and Photocell (or Approved Equal)	\$ 1090 ⁻	\$ 38150 ⁻
15	81	EA	238210	307-2	Furnish and Install 85 Watt Induction King Luminaire's Catalog No. K118-ORG-III-85(IND)-120-K6/K9-PCU-PR-HSS Light Fixture with Full-Shield and Photocell (or Approved Equal)	\$ 1100 ⁻	\$ 89100 ⁻
16	1	LS	541330	701-13.9.5	Water Pollution Control Program Development	XXXXXXXXXX	\$ 1000 ⁻
17	1	LS	237990	701-13.9.5	Water Pollution Control Program Implementation	XXXXXXXXXX	\$ 1600 ⁻
18	5	DAYS	541330	707-1	Suspension of Work - Resources	\$ 450 ⁻	\$ 2250 ⁻
ESTIMATED TOTAL BASE BID							\$ 777943 ⁴⁶

-06.24

TOTAL BID PRICE FOR BID (Items 1 through 18 inclusive) amount written in words:

SEVEN HUNDRED SEVENTY SEVEN NINE HUNDRED FORTY THREE DOLLARS ⁴⁶/₁₀₀

The Bid shall contain an acknowledgment of receipt of all addenda, the numbers of which shall be filled in on the Bid form. If an addendum or addenda has been issued by the City and not noted as being received by the Bidder, this proposal shall be rejected as being **non-responsive**. The following addenda have been received and are acknowledged in this bid: A, B

BIDDING DOCUMENTS

The names of all persons interested in the foregoing proposal as principals are as follows:

Michael C. High, President Mark High, Vice President
Ian High, Vice President
Sharon High, Secretary
Carla Sims, Assistant Secretary

IMPORTANT NOTICE: If Bidder or other interested person is a corporation, state secretary, treasurer, and manager thereof; if a co-partnership, state true name of firm, also names of all individual co-partners composing firm; if Bidder or other interested person is an individual, state first and last names in full.

Bidder: HMS Construction, Inc.

Title:

Business Address: 1047 La Mirada Court

Place of Business: Vista CA 92081

Place of Residence: N/A

Signature: Sharon High

**Sharon High
Secretary**

BIDDING DOCUMENTS

NOTES:

- A. The City shall determine the low Bid based on the Base Bid alone.
- B. Prices and notations shall be in ink or typewritten. All corrections (which have been initiated by the Bidder using erasures, strike out, line out, or "white-out") shall be typed or written in with ink adjacent thereto, and shall be initialed in ink by the person signing the bid proposal.
- C. Failure to initial all corrections made in the bidding documents shall cause the Bid to be rejected as **non-responsive** and ineligible for further consideration.
- D. Blank spaces must be filled in, using figures. Bidder's failure to submit a price for any Bid item that requires the Bidder to submit a price shall render the Bid **non-responsive** and shall be cause for its rejection.
- E. Unit prices shall be entered for all unit price items. Unit prices shall not exceed two (2) decimal places. If the Unit prices entered exceed two (2) decimal places, the City will only use the first two digits after the decimal points without rounding up or down.
- F. All extensions of the unit prices bid will be subject to verification by the City. In the case of inconsistency or conflict between the product of the Quantity x Unit Price and the Extension, the product shall govern.
- G. In the case of inconsistency or conflict, between the sums of the Extensions with the estimated total Bid, the sum of the Extensions shall govern.
- H. Bids shall not contain any recapitulation of the Work. Conditional Bids will be rejected as being **non-responsive**. Alternative proposals will not be considered unless called for.

BIDDING DOCUMENTS

LIST OF SUBCONTRACTORS

In accordance with the requirements provided in the "Subletting and Subcontracting Fair Practices Act", Division 2, Part 1, Chapter 4 of the Public Contract Code, the Bidder shall list below the name and address of each Subcontractor who will perform work, labor, render services or specially fabricates and installs a portion [type] of the work or improvement, in an amount in excess of 0.5% of the Contractor's total Bid. The Bidder shall also list below the portion of the work which will be done by each subcontractor under this Contract. The Contractor shall list only one Subcontractor for each portion of the Work. The **DOLLAR VALUE** of the total Bid to be performed shall be stated for all subcontractors listed. Failure to comply with this requirement shall result in the Bid being rejected as **non-responsive** and ineligible for award. The Bidder's attention is directed to the Special Provisions - General; Paragraph 2-3 Subcontracts, which stipulates the percent of the Work to be performed with the Bidders' own forces. The Bidder shall list all SLBE, ELBE, DBE, DVBE, MBE, WBE, OBE, SDB, WoSB, HUBZone, and SDVOSB Subcontractors that Bidders are seeking recognition towards achieving any mandatory, voluntary, or both subcontracting participation percentages.

NAME, ADDRESS AND TELEPHONE NUMBER OF SUBCONTRACTOR	CONSTRUCTOR OR DESIGNER	TYPE OF WORK	DOLLAR VALUE OF SUBCONTRACT	MBE, WBE, DBE, DVBE, OBE, ELBE, SLBE, SDB, WoSB, HUBZone, OR SDVOSB [ⓐ]	WHERE CERTIFIED [ⓑ]	CHECK IF JOINT VENTURE PARTNERSHIP
Name: <u>MCGRATH CONSULTING</u> Address: <u>PO BOX 20205, EL CAJON</u> City: <u>EL CAJON</u> State: <u>CA</u> Zip: <u>92021</u> Phone: <u>619 250 2025</u>	<u>WPCPD</u> <u>DESIGN</u>	<u>WATER POLLUTION CONTROL PLAN</u>	<u>\$ 525⁻</u>	<u>ELBE</u> <u># 11MH0280</u>	<u>CITY OF SAN DIEGO</u>	<u>NA</u>
Name: <u>SEALRIGHT PAVING</u> Address: <u>PO BOX 2753</u> City: <u>SPRING VALLEY</u> State: <u>CA</u> Zip: <u>91979</u> Phone: <u>619 465 7411</u>	<u>PAVING</u> <u>CONSTRUC</u>	<u>AC TRENCH REPAIR</u> <u>AC GRIND</u>	<u>\$ 48038⁻</u>	<u>SLBE</u> <u># 11SR0260</u>	<u>CITY OF SAN DIEGO</u>	<u>NA</u>
Name: _____ Address: _____ City: _____ State: _____ Zip: _____ Phone: _____						

① As appropriate, Bidder shall identify Subcontractor as one of the following and shall include a valid proof of certification (except for OBE, SLBE and ELBE):

- | | | | |
|---|--------|--|---------|
| Certified Minority Business Enterprise | MBE | Certified Woman Business Enterprise | WBE |
| Certified Disadvantaged Business Enterprise | DBE | Certified Disabled Veteran Business Enterprise | DVBE |
| Other Business Enterprise | OBE | Certified Emerging Local Business Enterprise | ELBE |
| Certified Small Local Business Enterprise | SLBE | Small Disadvantaged Business | SDB |
| Woman-Owned Small Business | WoSB | HUBZone Business | HUBZone |
| Service-Disabled Veteran Owned Small Business | SDVOSB | | |

② As appropriate, Bidder shall indicate if Subcontractor is certified by:

- | | | | |
|--|--------|--|----------|
| City of San Diego | CITY | State of California Department of Transportation | CALTRANS |
| California Public Utilities Commission | CPUC | San Diego Regional Minority Supplier Diversity Council | SRMSDC |
| State of California's Department of General Services | CADoGS | City of Los Angeles | LA |
| State of California | CA | U.S. Small Business Administration | SBA |

The Bidder will not receive any subcontracting participation percentages if the Bidder fails to submit the required proof of certification.

NAMED EQUIPMENT/MATERIAL SUPPLIER LIST

The Bidder seeking the recognition of equipment, materials, or supplies obtained from Suppliers towards achieving any mandatory, voluntary, or both subcontracting participation percentages shall list the Supplier(s) on the Named Equipment/Material Supplier List. The Named Equipment/Material Supplier List, at a minimum, shall have the name, locations (City) and the **DOLLAR VALUE** of the Suppliers. The Bidder will be credited up to 60% of the amount to be paid to the Suppliers for such materials and supplies unless vendor manufactures or substantially alters materials and supplies in which case 100% will be credited. The Bidder is to indicate (Yes/No) whether listed firm is a supplier or manufacturer. In calculating the subcontractor participation percentages, vendors/suppliers will receive 60% credit of the listed **DOLLAR VALUE**, whereas manufacturers will receive 100% credit. If no indication provided, listed firm will be credited at 60% of the listed dollar value for purposes of calculating the Subcontractor Participation Percentage, Suppliers will receive 60% credit of the listed **DOLLAR VALUE**, whereas manufacturers will receive 100% credit. If no indication provided, listed firm will be credited at 60% of the listed **DOLLAR VALUE** for purposes of calculating the subcontractor participation percentages.

NAME, ADDRESS AND TELEPHONE NUMBER OF VENDOR/SUPPLIER	MATERIALS OR SUPPLIES	DOLLAR VALUE OF MATERIAL OR SUPPLIES	SUPPLIER (Yes/No)	MANUFACTURER (Yes/No)	MBE, WBE, DBE, DVBE, OBE, ELBE, SLBE, SDB, WoSB, HUBZone, OR SDVOSB ^①	WHERE CERTIFIED ^②
Name: _____ Address: _____ City: _____ State: _____ Zip: _____ Phone: _____	N/A					
Name: _____ Address: _____ City: _____ State: _____ Zip: _____ Phone: _____	N/A					
Name: _____ Address: _____ City: _____ State: _____ Zip: _____ Phone: _____	N/A					

① As appropriate, Bidder shall identify Vendor/Supplier as one of the following and shall include a valid proof of certification (except for OBE, SLBE and ELBE):

Certified Minority Business Enterprise	MBE	Certified Woman Business Enterprise	WBE
Certified Disadvantaged Business Enterprise	DBE	Certified Disabled Veteran Business Enterprise	DVBE
Other Business Enterprise	OBE	Certified Emerging Local Business Enterprise	ELBE
Certified Small Local Business Enterprise	SLBE	Small Disadvantaged Business	SDB
Woman-Owned Small Business	WoSB	HUBZone Business	HUBZone
Service-Disabled Veteran Owned Small Business	SDVOSB		

② As appropriate, Bidder shall indicate if Vendor/Supplier is certified by:

City of San Diego	CITY	State of California Department of Transportation	CALTRANS
California Public Utilities Commission	CPUC	San Diego Regional Minority Supplier Diversity Council	SRMSDC
State of California's Department of General Services	CADoGS	City of Los Angeles	LA
State of California	CA	U.S. Small Business Administration	SBA

The Bidder will not receive any subcontracting participation percentages if the Bidder fails to submit the required proof of certification.

CITY OF SAN DIEGO PLANS FOR THE CONSTRUCTION OF MISSION HILLS BLOCK 2E STREET LIGHTING SYSTEM

GENERAL NOTES:

1. PULLBOXES AND CONDUIT:
 - 1A PULLBOXES ARE NO. 3-1/2, UNLESS OTHERWISE NOTED ON THIS PLAN.
 - 1B ALL CONDUIT DEPTH SHALL BE A MINIMUM OF 18" BELOW THE PAVEMENT SURFACE OR 3" BELOW THE BOTTOM OF THE PAVEMENT, WHICH EVER IS GREATER.
 - 1C CONDUIT SHALL BE 2" DIAMETER, UNLESS OTHERWISE NOTED ON THIS PLAN.
2. LOCATIONS OF ALL UNDERGROUND UTILITIES ARE APPROXIMATE. THE CONTRACTOR SHALL DETERMINE THE EXACT LOCATIONS AND VERIFY ALL CONDITIONS ON THE JOB SITE.
3. POLE LOCATIONS ARE APPROXIMATE AND SHOULD BE MARKED-OUT BY CITY FORCES. EXISTING CONDITION MAY ALTER LOCATION, WHERE SYMMETRY CANNOT BE MAINTAINED IN PLACEMENT OF LIGHTS, VERIFY WITH RESIDENT ENGINEER BEFORE INSTALLATION.
4. THE CONTRACTOR SHALL PROVIDE ALL NEW ELECTRICAL COMPONENTS, CONDUIT, CONDUCTORS, POLE FOUNDATION, AND MOUNTING HARDWARE AS SHOWN AND IMPLIED BY THESE PLANS.
5. CONTRACTOR SHALL SALVAGE ALL EXISTING ELECTRICAL COMPONENTS NOT REUSED (SUCH AS LUMINAIRES, BALLASTS, FUSE HOLDERS & FUSES, AND FIXTURES) AND DELIVER TO CITY YARD AS DIRECTED BY RESIDENT ENGINEER.
6. ANY LANDSCAPING DISTURBED DURING CONSTRUCTION SHALL BE RESTORED TO ITS ORIGINAL CONDITION.
7. THE CONTRACTOR SHALL BE HELD RESPONSIBLE TO COMPLETE THE REQUIRED INSTALLATION CONSTRUCTION AND SUCCESSFULLY ACTIVATE ALL STREET LIGHTS SPECIFIED, SHOWN AND IDENTIFIED AS STREET LIGHTS ON THESE PLANS, TO THE SATISFACTION OF THE RESIDENT ENGINEER.
8. CONTRACTOR SHALL ADHERE AND CONFORM TO ALL INSTRUCTIONS, STANDARDS, INSPECTIONS, NOTIFICATIONS, AND REGULATIONS REQUIRED BY SDGE (SEMPRA UTILITIES), CONCERNING THEIR FACILITIES AND ELECTRICAL SERVICE.

STORM WATER PROTECTION NOTES:

THIS PROJECT IS SUBJECT TO THE MUNICIPAL STORM WATER PERMIT ORDER NO. R9-2010-0066 AND WATER POLLUTION CONTROL PLAN.


MONUMENTATION/SURVEY NOTES:

THE CONTRACTOR SHALL BE RESPONSIBLE FOR ANY MONUMENTATION AND/OR BENCHMARKS WHICH WILL BE DISTURBED OR DESTROYED BY CONSTRUCTION. SUCH POINTS SHALL BE REFERENCED AND REPLACED WITH APPROPRIATE MONUMENTATION BY A LICENSED LAND SURVEYOR OR A REGISTERED CIVIL ENGINEER AUTHORIZED TO PRACTICE LAND SURVEYING. A CORNER RECORD OR RECORD OF SURVEY, AS APPROPRIATE SHALL BE FILED BY THE LICENSED LAND SURVEYOR OR THE REGISTERED CIVIL ENGINEER AS REQUIRED BY THE LAND SURVEYOR'S ACT (BUSINESS & PROFESSIONS CODE 8771).

SPECIAL NOTE:

THE FOLLOWING NOTES ARE PROVIDED TO GIVE DIRECTIONS TO THE CONTRACTOR BY THE ENGINEER OF WORK:

1. LOCATION AND ELEVATION IMPROVEMENTS TO BE MET BY "WORK TO BE DONE" SHALL BE CONFIRMED BY FIELD MEASUREMENTS PRIOR TO CONSTRUCTION OF NEW WORK.



Call 2 Working Days Before You Dig!
1-800-227-2600

SHEET INDEX:

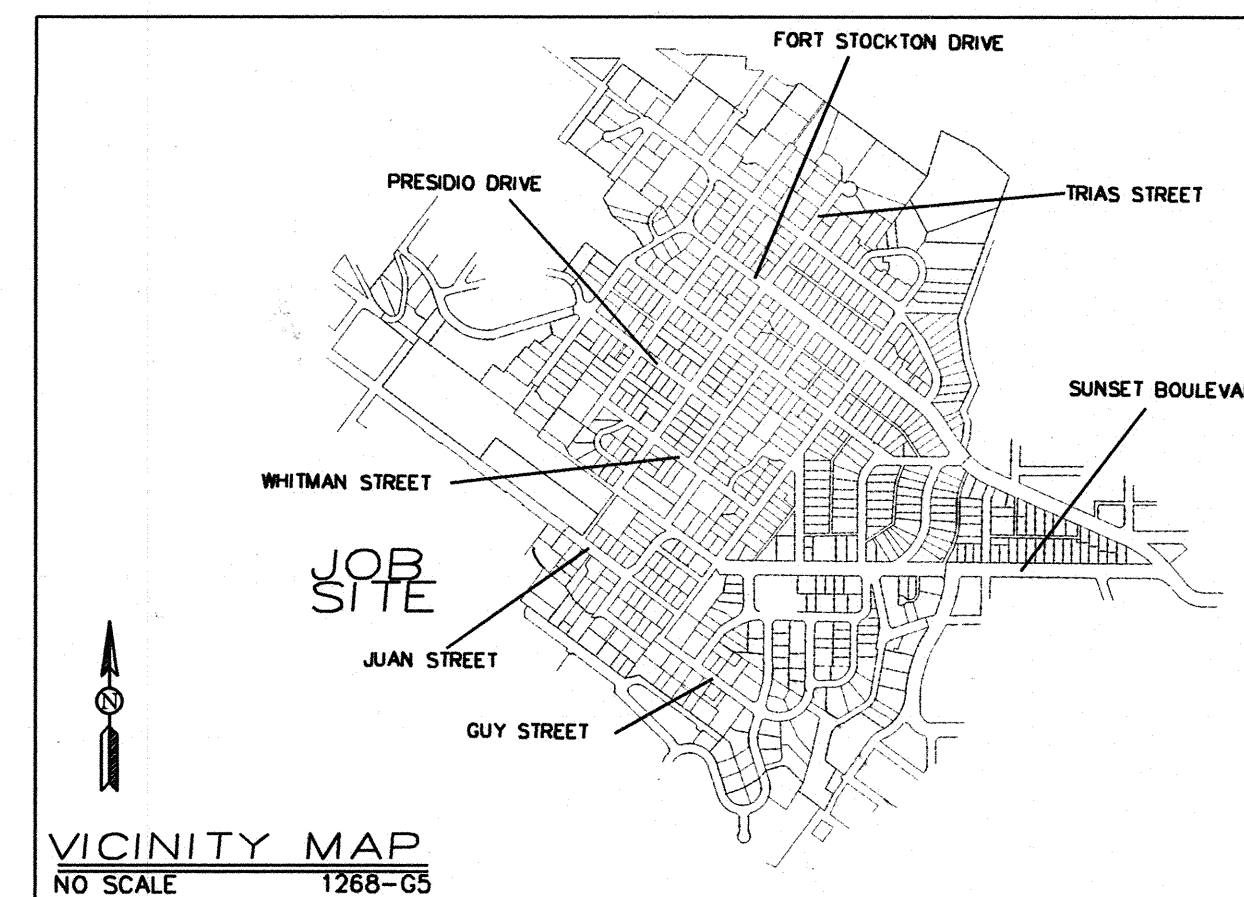
- SHEET 1: TITLE SHEET
- SHEET 2: DETAIL SHEET
- SHEET 3: PINE ST @ ARISTA ST/AMPUDIA ST
- SHEET 4: PINE ST @ CONDE ST
- SHEET 5: FT. STOCKTON DR @ ARISTA DR/AMPUDIA ST
- SHEET 6: FT. STOCKTON DR @ TRIAS ST/HORTENSIA ST
- SHEET 7: FT. STOCKTON DR @ HORTENSIA ST/WITHERBY ST
- SHEET 8: FT. STOCKTON DR @ PINE ST
- SHEET 9: PINE ST @ HORTENSIA ST/WITHERBY ST
- SHEET 10: TRIAS ST @ PINE ST
- SHEET 11: PRESIDIO DR @ COSOY WY
- SHEET 12: JACKSON ST
- SHEET 13: ARISTA ST @ AMPUDIA ST
- SHEET 14: PRESIDIO DR @ AMPUDIA ST
- SHEET 15: AMPUDIA ST @ WHITMAN ST
- SHEET 16: JUAN ST
- SHEET 17: HICKORY ST @ TRIAS ST/HORTENSIA ST
- SHEET 18: PRESIDIO DR @ TRIAS ST/HORTENSIA ST
- SHEET 19: WHITMAN ST @ TRIAS ST
- SHEET 20: JUAN ST @ SUNSET RD
- SHEET 21: SUNSET RD @ GUY ST
- SHEET 22: HICKORY ST @ WITHERBY ST
- SHEET 23: WITHERBY ST @ INGLESIDE AV
- SHEET 24: WITHERBY ST @ WHITMAN ST
- SHEET 25: SUNSET BL @ WITHERBY ST
- SHEET 26: GUY ST
- SHEET 27: HICKORY ST @ ARGUELLO AV
- SHEET 28: FT. STOCKTON BL @ HICKORY ST
- SHEET 29: SUNSET BL @ COURTS ST
- SHEET 30: SUNSET BL @ INGLESIDE AV/ARGUELLO ST
- SHEET 31: SUNSET BL
- SHEET 32: FT. STOCKTON DR
- SHEET 33: GUY ST
- SHEET 34: GUY ST @ COURTS ST
- SHEET 35: ORIZABA AV
- SHEET 36: SHERIDAN AV @ ALAMEDA DR
- SHEET 37: SHERIDAN AV
- SHEET 38: ALAMEDA DR
- SHEET 39: HAYDEN WY
- SHEET 40: MILLER ST @ ARDEN WY
- SHEET 41: BANDINI ST
- SHEET 42: TABLE I
- SHEET 43: TABLE I

WORK TO BE DONE:

THE IMPROVEMENTS CONSIST OF THE FOLLOWING WORK TO BE DONE ACCORDING TO THESE PLANS AND THE SPECIFICATIONS AND STANDARD DRAWINGS OF THE CITY OF SAN DIEGO.

LEGEND

PROPOSED IMPROVEMENTS:	STANDARD DRAWINGS	SYMBOL
JOINT TRENCH	M-2; SDG-107, -108; & SDM-103	
NO.3 1/2 PULLBOX	CALTRANS ES-8	
2" CONDUIT W/ PULLROPE	SDG-116, -117, -118	
AECEAN POLE, ORNAMENTAL FIXTURE	E-2	
EXISTING IMPROVEMENTS:	STANDARD DRAWINGS	SYMBOL
SDG&E 3312 HANDHOLE	AS SHOWN	
SDG&E SERVICE POINT	AS SHOWN	
SDG&E CONVERSION TRENCH	AS SHOWN	
STREET LIGHT (OVERHEAD) (SALVAGE BY CITY)	AS SHOWN	
PROPERTY LINE	AS SHOWN	



MISSION HILLS - BLOCK 2E

CONSTRUCTION CHANGE / ADDENDUM			
CHANGE	DATE	AFFECTED OR ADDED SHEET NUMBERS	APPROVAL NO.

WARNING

IF THIS BAR DOES NOT MEASURE 1" THEN DRAWING IS NOT TO SCALE.

**CITY OF SAN DIEGO
PUBLIC WORKS PROJECT**



TEMPORARY BMP CONSTRUCTION SITE STORM WATER PRIORITY: HIGH MEDIUM LOW X. SPEC. NO. 5793

Labib Odeh 2/8/13
LABIB OASEM, TRAFFIC ENGINEER DATE

**PLANS FOR THE CONSTRUCTION OF
MISSION HILLS - BLOCK 2E
STREET LIGHTING SYSTEM**

CITY OF SAN DIEGO, CALIFORNIA
ENGINEERING AND CAPITAL PROJECTS DEPARTMENT
SHEET 107 OF 43 SHEETS

WBS S11008

CONTRACTOR MUST NOTIFY THE BELOW LISTED AGENCY AT LEAST TWO (2) WORKING DAYS PRIOR TO COMMENCEMENT OF EXCAVATION:

APPROVED BY: *Ahmed Aburaweh* 02/11/2013
FOR CITY ENGINEER DATE

SUBMITTED BY: D. ZHANG
PROJECT MANAGER

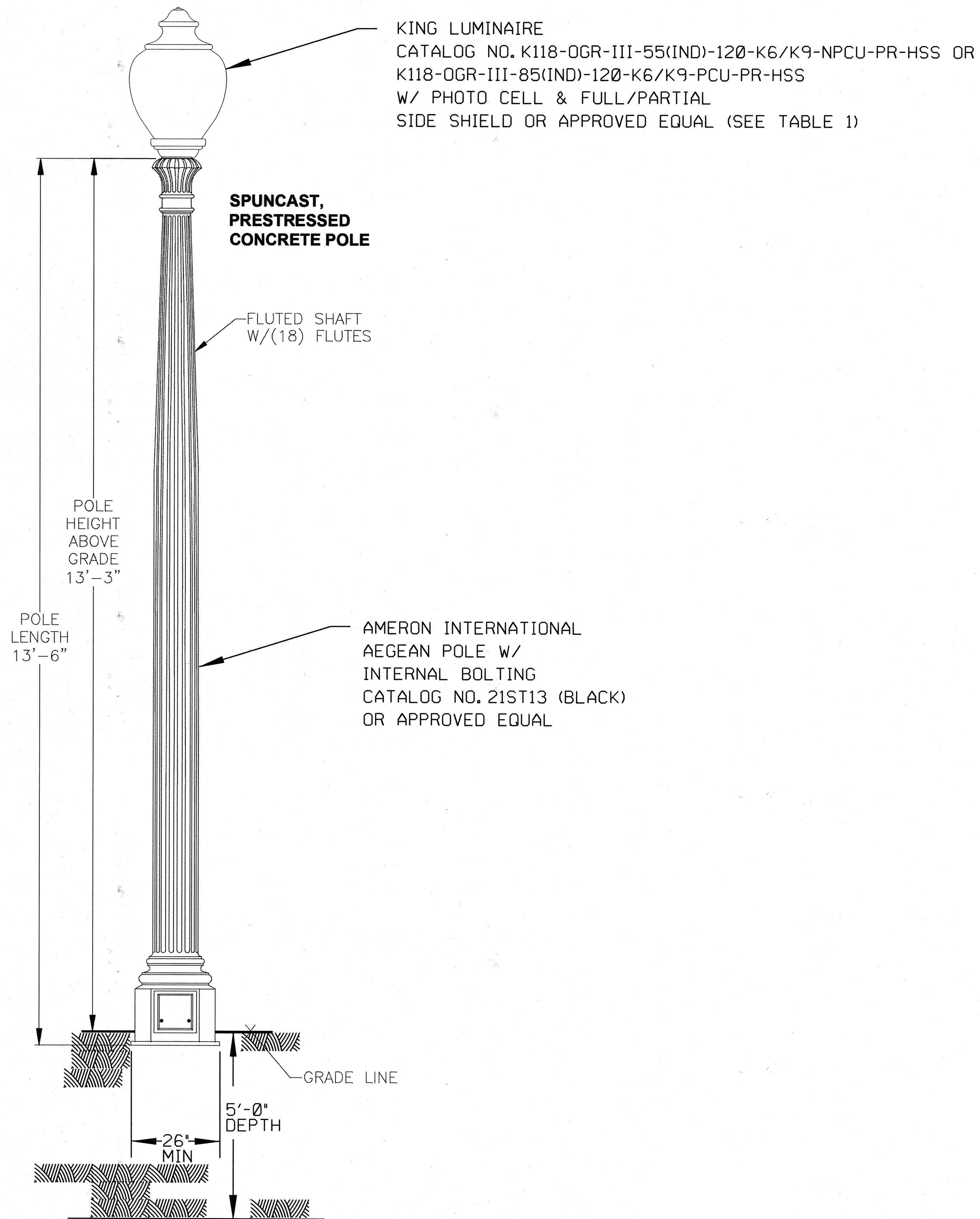
DESCRIPTION	BY	APPROVED	DATE	FILED
ORIGINAL	DZ/FO			

UNDERGROUND SERVICE ALERT (USA) 1-800-422-4133

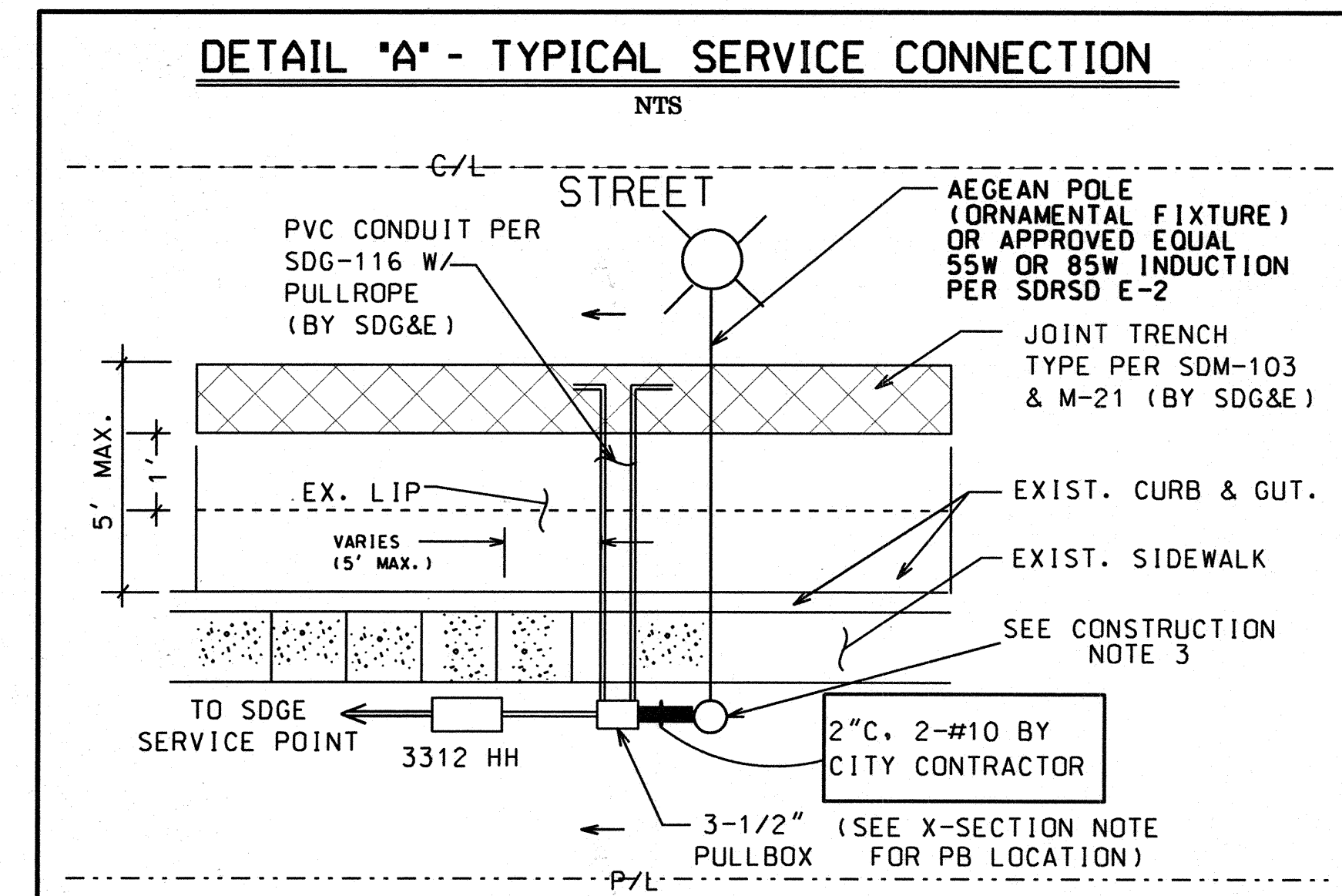
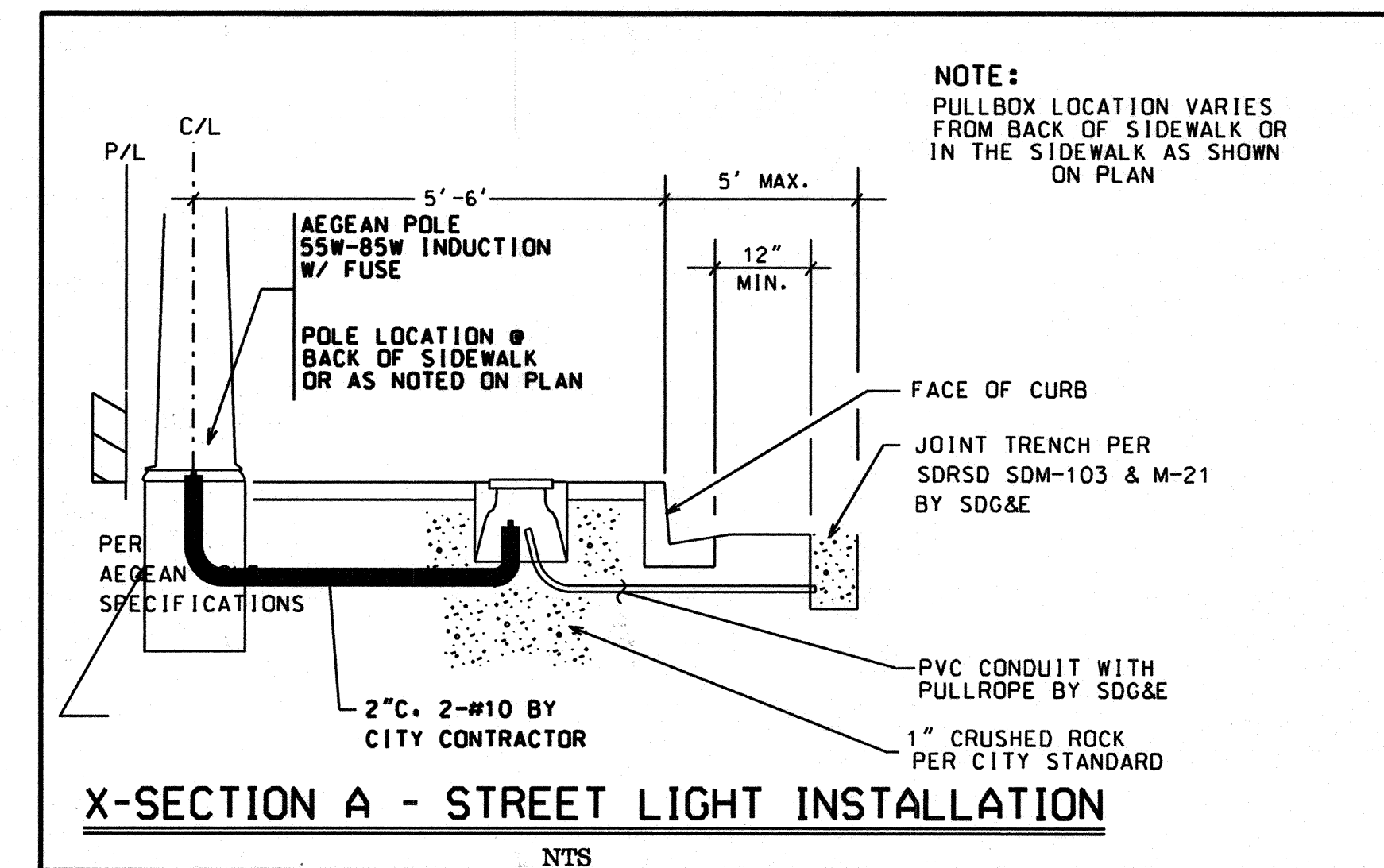
CONTRACTOR DATE STARTED
INSPECTOR DATE COMPLETED

SEE SHEETS
CCS27 COORDINATE
SEE SHEETS
CCS83 COORDINATE

36779-1-D



ENHANCED STANDARD FIXTURE - ORNAMENTAL
NOT TO SCALE



Labib Oaseem 2/18/13
LABIB OASEEM, TRAFFIC ENGINEER DATE


PLANS FOR THE CONSTRUCTION OF
MISSION HILLS - BLOCK 2E
STREET LIGHTING SYSTEM

CITY OF SAN DIEGO, CALIFORNIA
ENGINEERING AND CAPITAL PROJECTS DEPARTMENT
SHEET 2 OF 43 SHEETS WBS S1008

APPROVED BY: *Ahmed Aburrahman* 02/11/2013
FOR CITY ENGINEER DATE

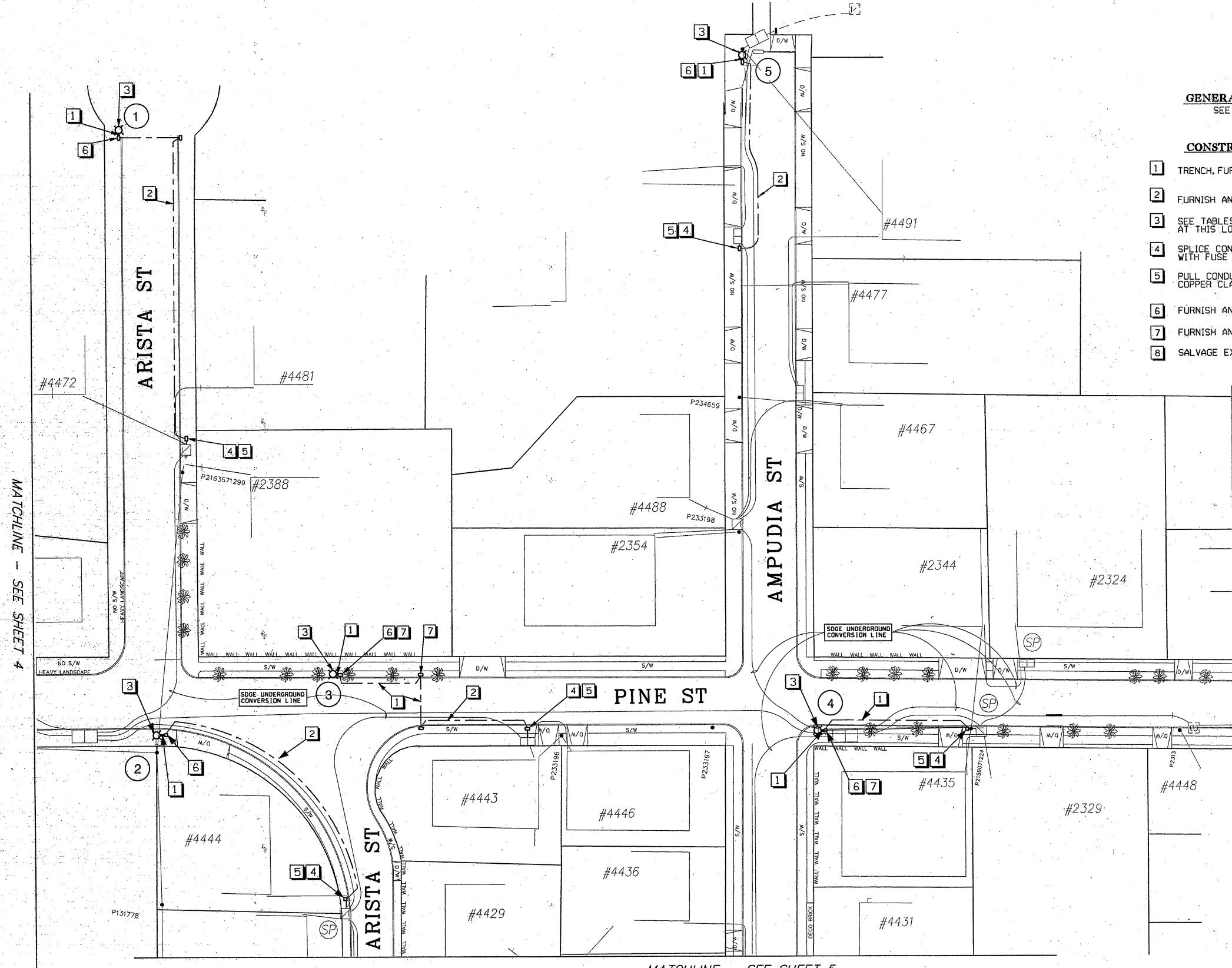
DESCRIPTION	BY	APPROVED	DATE	FILMED	PROJECT MANAGER
ORIGINAL	DZ/FG				F. OUILALANG
					SEE SHEETS
					CC527 COORDINATE
					SEE SHEETS
					CC588 COORDINATE

CONTRACTOR _____ DATE STARTED _____
INSPECTOR _____ DATE COMPLETED _____ 36779-2-D



MISSION HILLS - BLOCK 2E

**CITY OF SAN DIEGO
PLANS FOR THE CONSTRUCTION OF 20SD MISSION HILLS BLOCK 2E
STREET LIGHT & CABLE**



GENERAL NOTES:
SEE SHEET 1


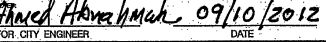
CONSTRUCTION NOTES:


- 1 TRENCH, FURNISH, AND INSTALL NEW 2" CONDUIT WITH 3-NO. 10 WIRES AS SHOWN ON PLAN.
- 2 FURNISH AND INSTALL 3-NO. 10 WIRES INTO EXISTING 2" CONDUITS AS SHOWN ON PLAN.
- 3 SEE TABLES ON SHEET 42 AND 43; AND FIXTURE DETAILS ON SHEET 2 FOR INSTALLATION AT THIS LOCATION.
- 4 SPLICE CONDUCTORS IN TO EXISTING SDG&E HANDHOLE. INSTALL 30 AMP FUSE WITH FUSE CARTRIDGE.
- 5 PULL CONDUCTORS INTO NO. 3 1/2 PULLBOX. FURNISH AND INSTALL 3/4 X 8 FEET COPPER CLAD GROUND ROD PER CALTRANS STANDARD ES-8.
- 6 FURNISH AND INSTALL 10 AMP FUSE CARTRIDGE AT EACH STREET LIGHT.
- 7 FURNISH AND INSTALL NO. 3 1/2 PULLBOX.
- 8 SALVAGE EXISTING CONCRETE POLE AND LIGHT-FIXTURE.

MATCHLINE - SEE SHEET 4

MATCHLINE - SEE SHEET 10

MATCHLINE - SEE SHEET 5

 LABIB GASEEM, TRAFFIC ENGINEER		9/7/12 DATE
PLANS FOR THE CONSTRUCTION OF MISSION HILLS - BLOCK 2E STREET LIGHTING SYSTEM		
CITY OF SAN DIEGO, CALIFORNIA ENGINEERING AND CAPITAL PROJECTS DEPARTMENT SHEET 3 OF 43 SHEETS		WBS: SII008
APPROVED BY:  FOR CITY ENGINEER, DATE: 09/10/2012		DESIGNED BY: D. ZHANG PROJECT MANAGER
DESCRIPTION: ORIGINAL	BY: FZ/FO	APPROVED: F. QUILALANG PROJECT ENGINEER
		214-1707 CCS27 COORDINATE
		6268407.1854444 CCS83 COORDINATE
CONTRACTOR: _____ INSPECTOR: _____	DATE STARTED: _____ DATE COMPLETED: _____	36779-3-D



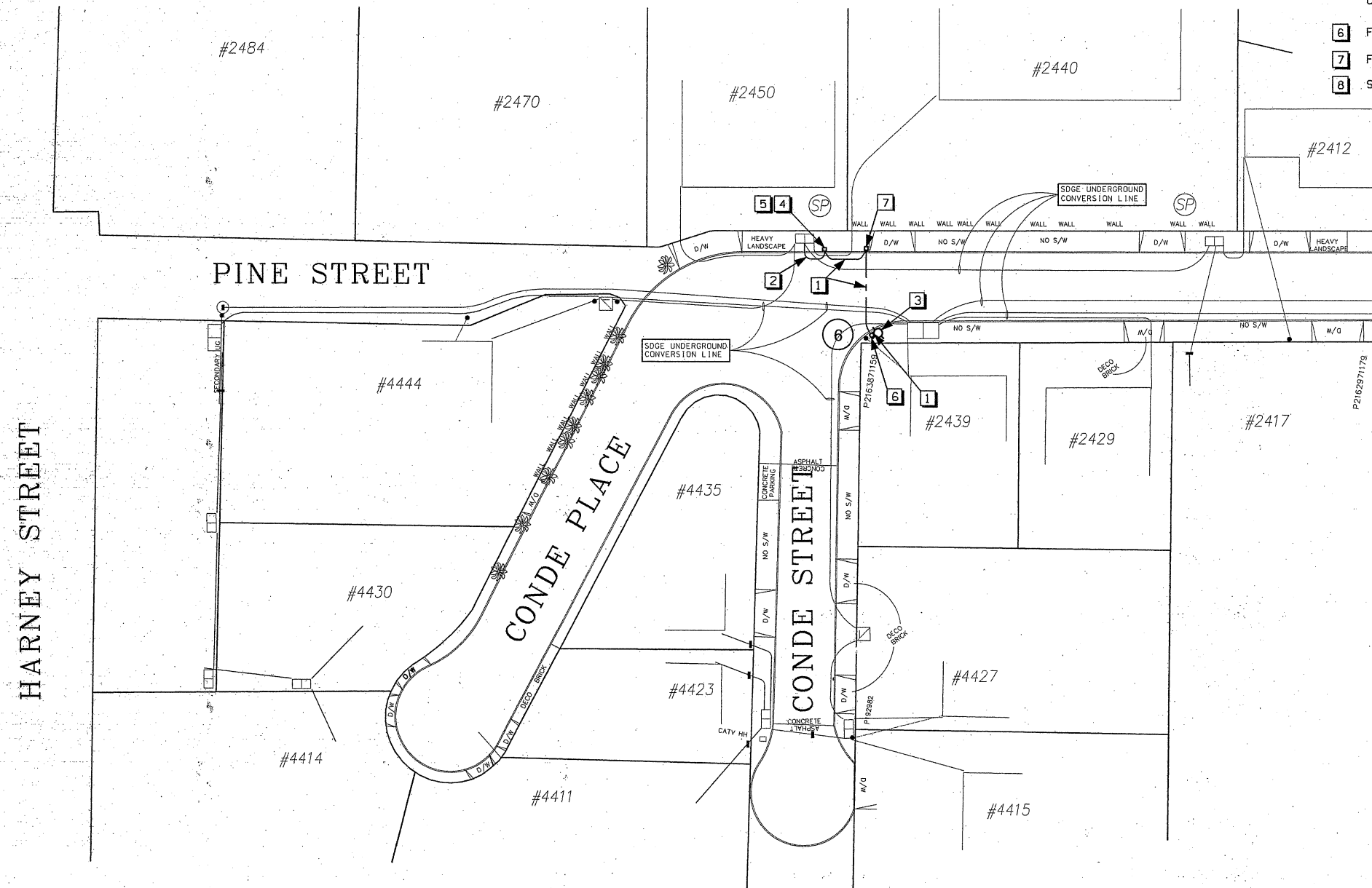
MISSION HILLS - BLOCK 2E

**CITY OF SAN DIEGO
PLANS FOR THE CONSTRUCTION OF 20SD MISSION HILLS BLOCK 2E
STREET LIGHT & CABLE**

GENERAL NOTES:
SEE SHEET 1

CONSTRUCTION NOTES:


- 1 TRENCH, FURNISH, AND INSTALL NEW 2' CONDUIT WITH 3-NO. 10 WIRES AS SHOWN ON PLAN.
- 2 FURNISH AND INSTALL 3-NO. 10 WIRES INTO EXISTING 2' CONDUITS AS SHOWN ON PLAN.
- 3 SEE TABLES ON SHEET 42 AND 43; AND FIXTURE DETAILS ON SHEET 2 FOR INSTALLATION AT THIS LOCATION.
- 4 SPLICE CONDUCTORS IN TO EXISTING SDG&E HANDHOLE. INSTALL 30 AMP FUSE WITH FUSE CARTRIDGE.
- 5 PULL CONDUCTORS INTO NO. 3 1/2 PULLBOX. FURNISH AND INSTALL 3/4 X 8 FEET COPPER CLAD GROUND ROD PER CALTRANS STANDARD ES-8.
- 6 FURNISH AND INSTALL 10 AMP FUSE CARTRIDGE AT EACH STREET LIGHT.
- 7 FURNISH AND INSTALL NO. 3 1/2 PULLBOX.
- 8 SALVAGE EXISTING CONCRETE POLE AND LIGHT FIXTURE.



MATCHLINE - SEE SHEET 3

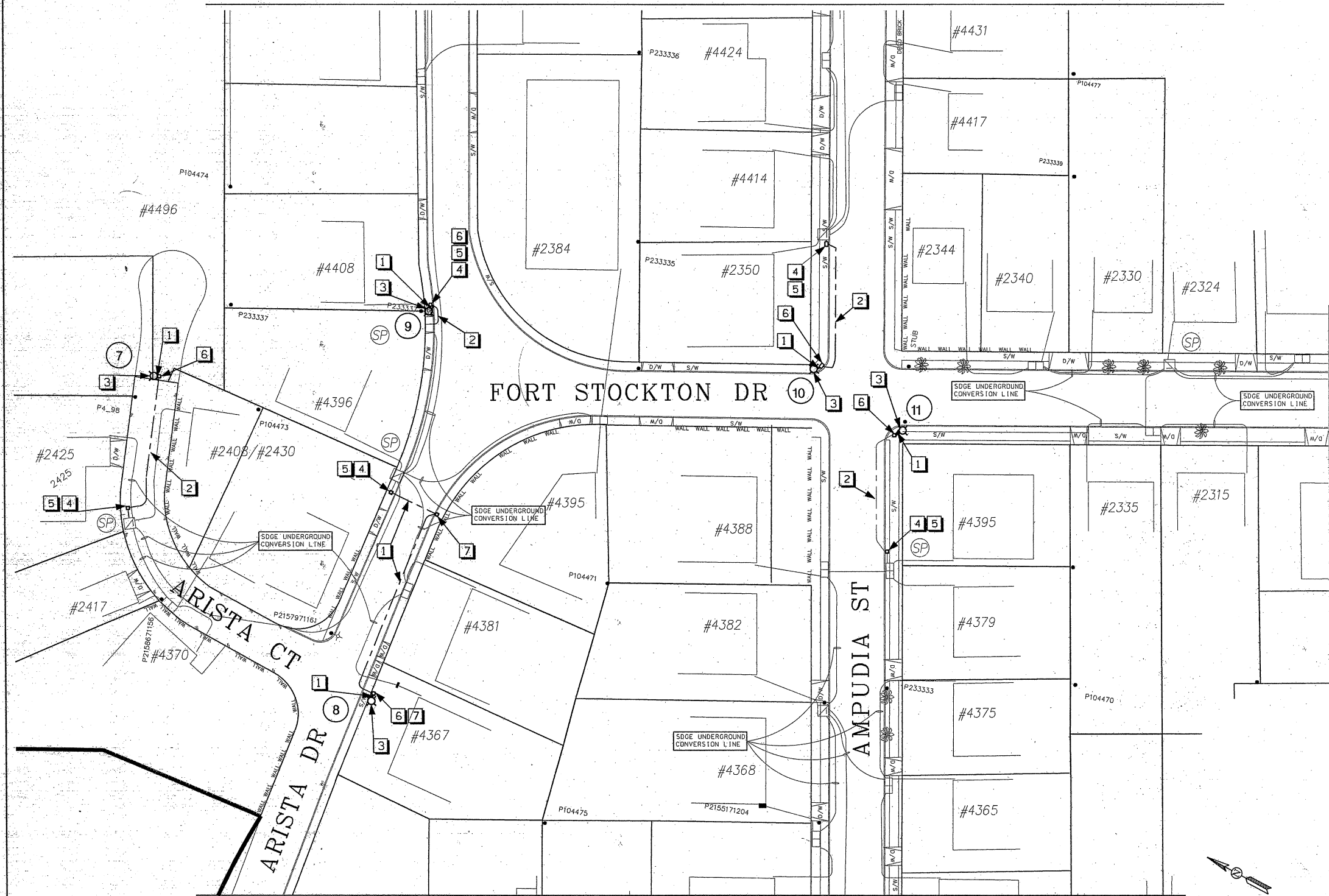
MISSION HILLS - BLOCK 2E

<p align="center"><i>Labib Odeh</i> LABIB ODEH, TRAFFIC ENGINEER</p>		<p><i>9/17/12</i> DATE</p>			
<p>PLANS FOR THE CONSTRUCTION OF MISSION HILLS - BLOCK 2E STREET LIGHTING SYSTEM</p>					
<p>CITY OF SAN DIEGO, CALIFORNIA ENGINEERING AND CAPITAL PROJECTS DEPARTMENT SHEET 4 OF 43 SHEETS</p>		<p>NO. S11008</p>			
<p>APPROVED BY: <i>Ahmed Aburamleh</i> 9/10/2012 FOR CITY ENGINEER</p>		<p>DESIGNED BY: D. ZHANG PROJECT MANAGER</p>			
DESCRIPTION	BY	APPROVED	DATE	FILMED	PROJECT ENGINEER
ORIGINAL	DZ/FO				F. OUILALANG
					214-1707
					CCS27 COORDINATE
					6268407, 1854444
					CCS28 COORDINATE
CONTRACTOR	DATE STARTED		36779-4-D		
INSPECTOR	DATE COMPLETED				



**CITY OF SAN DIEGO
PLANS FOR THE CONSTRUCTION OF 20SD MISSION HILLS BLOCK 2E
STREET LIGHT & CABLE**



MATCHLINE - SEE SHEET 3

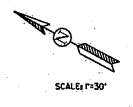



MATCHLINE - SEE SHEET 13

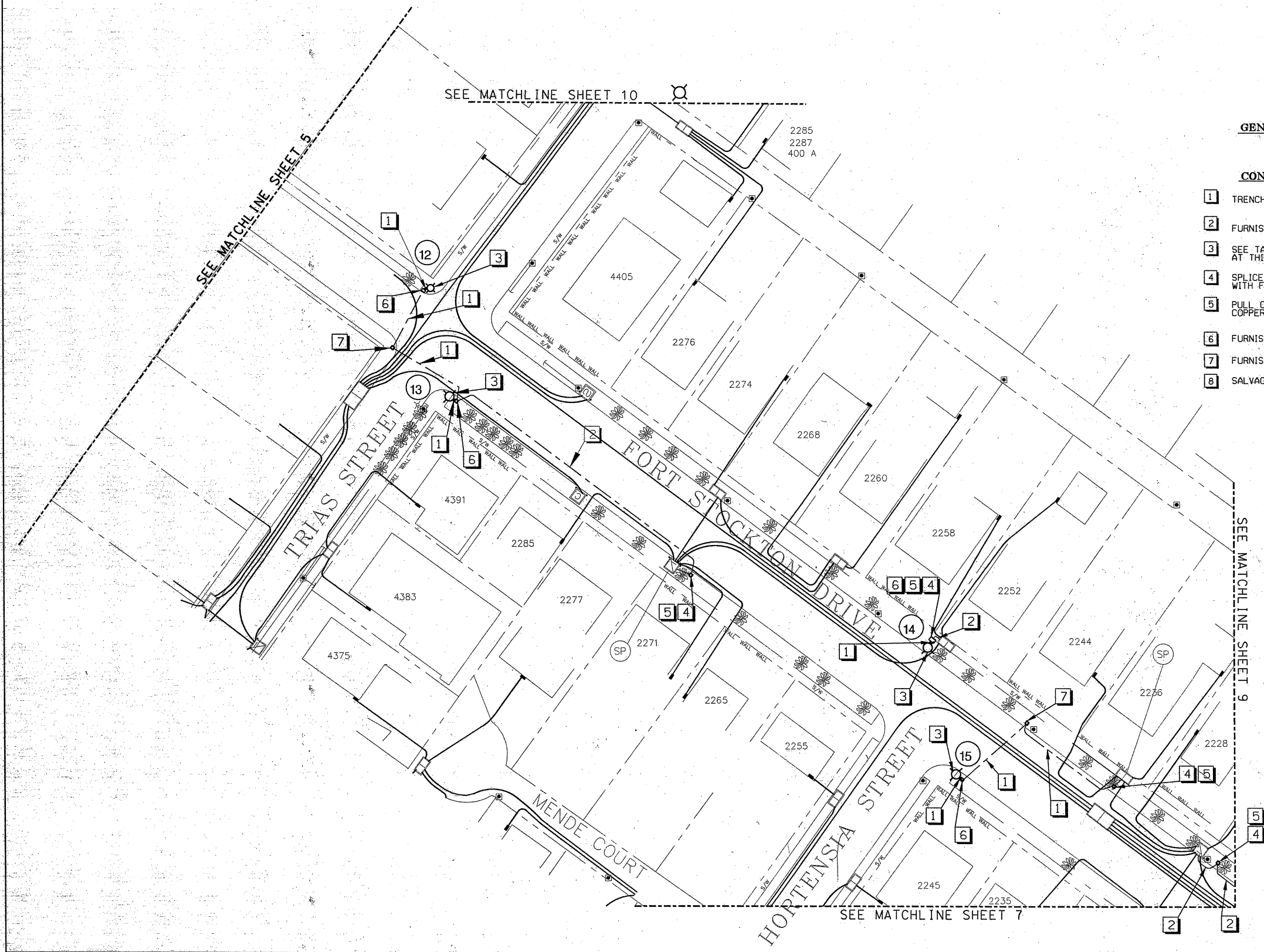
MATCHLINE - SEE SHEET 6

MISSION HILLS - BLOCK 2E

 LABIB OSEM, TRAFFIC ENGINEER		9/7/12 DATE
PLANS FOR THE CONSTRUCTION OF MISSION HILLS - BLOCK 2E STREET LIGHTING SYSTEM		
CITY OF SAN DIEGO, CALIFORNIA ENGINEERING AND CAPITAL PROJECTS DEPARTMENT SHEET 5 OF 43 SHEETS		WBS: S1008
APPROVED BY:  FOR CITY ENGINEER	DATE: 9/10/2012	SUBMITTED BY: D. ZHANG PROJECT MANAGER
DESCRIPTION: ORIGINAL	BY: DZ/FO	PROJECT ENGINEER: F. OUILALANG
	APPROVED DATE: FILMED	214-1707 CCS27 COORDINATE 6268407, 1854444 CCS89 COORDINATE
CONTRACTOR: INSPECTOR:	DATE STARTED: DATE COMPLETED:	36779-5-D



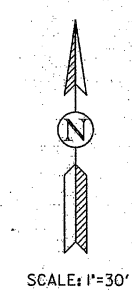
**CITY OF SAN DIEGO
PLANS FOR THE CONSTRUCTION OF 20SD MISSION HILLS BLOCK 2E
STREET LIGHT & CABLE**



GENERAL NOTES:
SEE SHEET 1


CONSTRUCTION NOTES:

- 1 TRENCH, FURNISH, AND INSTALL NEW 2" CONDUIT WITH 3-NO. 10 WIRES AS SHOWN ON PLAN.
- 2 FURNISH AND INSTALL 3-NO. 10 WIRES INTO EXISTING 2" CONDUITS AS SHOWN ON PLAN.
- 3 SEE TABLES ON SHEET 42 AND 43; AND FIXTURE DETAILS ON SHEET 2 FOR INSTALLATION AT THIS LOCATION.
- 4 SPLICE CONDUCTORS IN TO EXISTING SDG&E HANDHOLE. INSTALL 30 AMP FUSE WITH FUSE CARTRIDGE.
- 5 PULL CONDUCTORS INTO NO. 3 1/2 PULLBOX. FURNISH AND INSTALL 3/4 X 8 FEET COPPER CLAD GROUND ROD PER CALTRANS STANDARD ES-8.
- 6 FURNISH AND INSTALL 10 AMP FUSE CARTRIDGE AT EACH STREET LIGHT.
- 7 FURNISH AND INSTALL NO. 3 1/2 PULLBOX.
- 8 SALVAGE EXISTING CONCRETE POLE AND LIGHT FIXTURE.

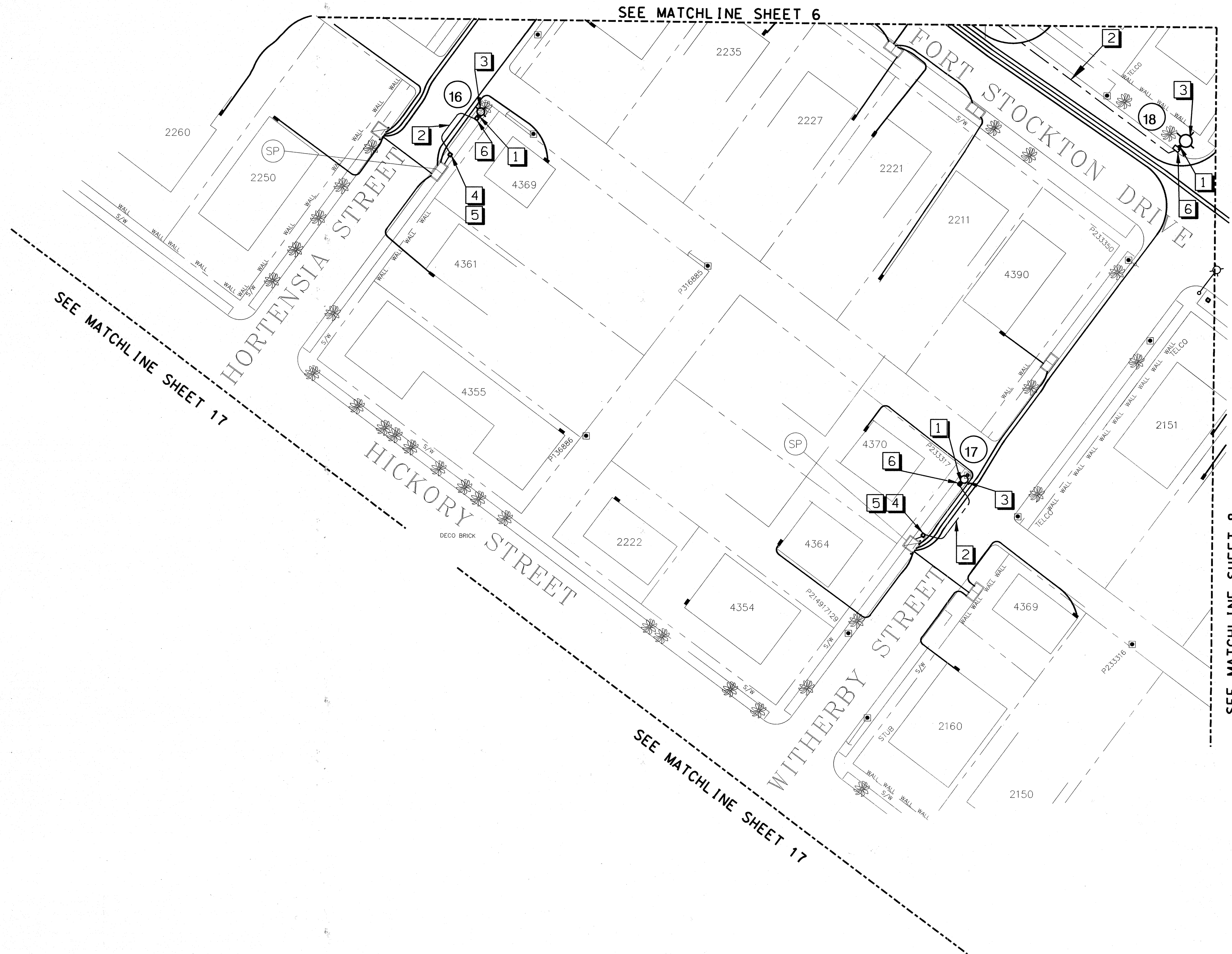


MISSION HILLS - BLOCK 2E

<i>Labib Odeh</i> LABIB OASEM, TRAFFIC ENGINEER DATE: 9/7/12	
PLANS FOR THE CONSTRUCTION OF MISSION HILLS - BLOCK 2E STREET LIGHTING SYSTEM	
CITY OF SAN DIEGO, CALIFORNIA ENGINEERING AND CAPITAL PROJECTS DEPARTMENT SHEET 6 OF 43 SHEETS WBS: S1008	
FOR CITY ENGINEER <i>Ahmed Aburahman</i> 9/10/2012	PROJECT MANAGER D. ZHANG
DESCRIPTION ORIGINAL	PROJECT ENGINEER F. QUILALANG
BY DZ/FO	PROJECT NUMBER 214-1707
APPROVED DATE	CDS87 COORDINATE 6268407, 1854444
FILMED	CDS89 COORDINATE 36779-6-D
CONTRACTOR INSPECTOR	DATE STARTED DATE COMPLETED



**CITY OF SAN DIEGO
PLANS FOR THE CONSTRUCTION OF 20SD MISSION HILLS BLOCK 2E
STREET LIGHT & CABLE**




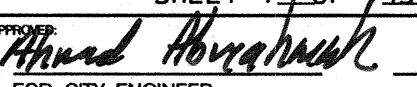
GENERAL NOTES:
SEE SHEET 1


CONSTRUCTION NOTES:

- 1 TRENCH, FURNISH, AND INSTALL NEW 2" CONDUIT WITH 3-NO. 10 WIRES AS SHOWN ON PLAN.
- 2 FURNISH AND INSTALL 3-NO. 10 WIRES INTO EXISTING 2" CONDUITS AS SHOWN ON PLAN.
- 3 SEE TABLES ON SHEET 42 AND 43; AND FIXTURE DETAILS ON SHEET 2 FOR INSTALLATION AT THIS LOCATION.
- 4 SPLICE CONDUCTORS IN TO EXISTING SDG&E HANDHOLE. INSTALL 30 AMP FUSE WITH FUSE CARTRIDGE.
- 5 PULL CONDUCTORS INTO NO. 3 1/2 PULLBOX. FURNISH AND INSTALL 3/4 X 8 FEET COPPER CLAD GROUND ROD PER CALTRANS STANDARD ES-8.
- 6 FURNISH AND INSTALL 10 AMP FUSE CARTRIDGE AT EACH STREET LIGHT.
- 7 FURNISH AND INSTALL NO. 3 1/2 PULLBOX.
- 8 SALVAGE EXISTING CONCRETE POLE AND LIGHT FIXTURE.



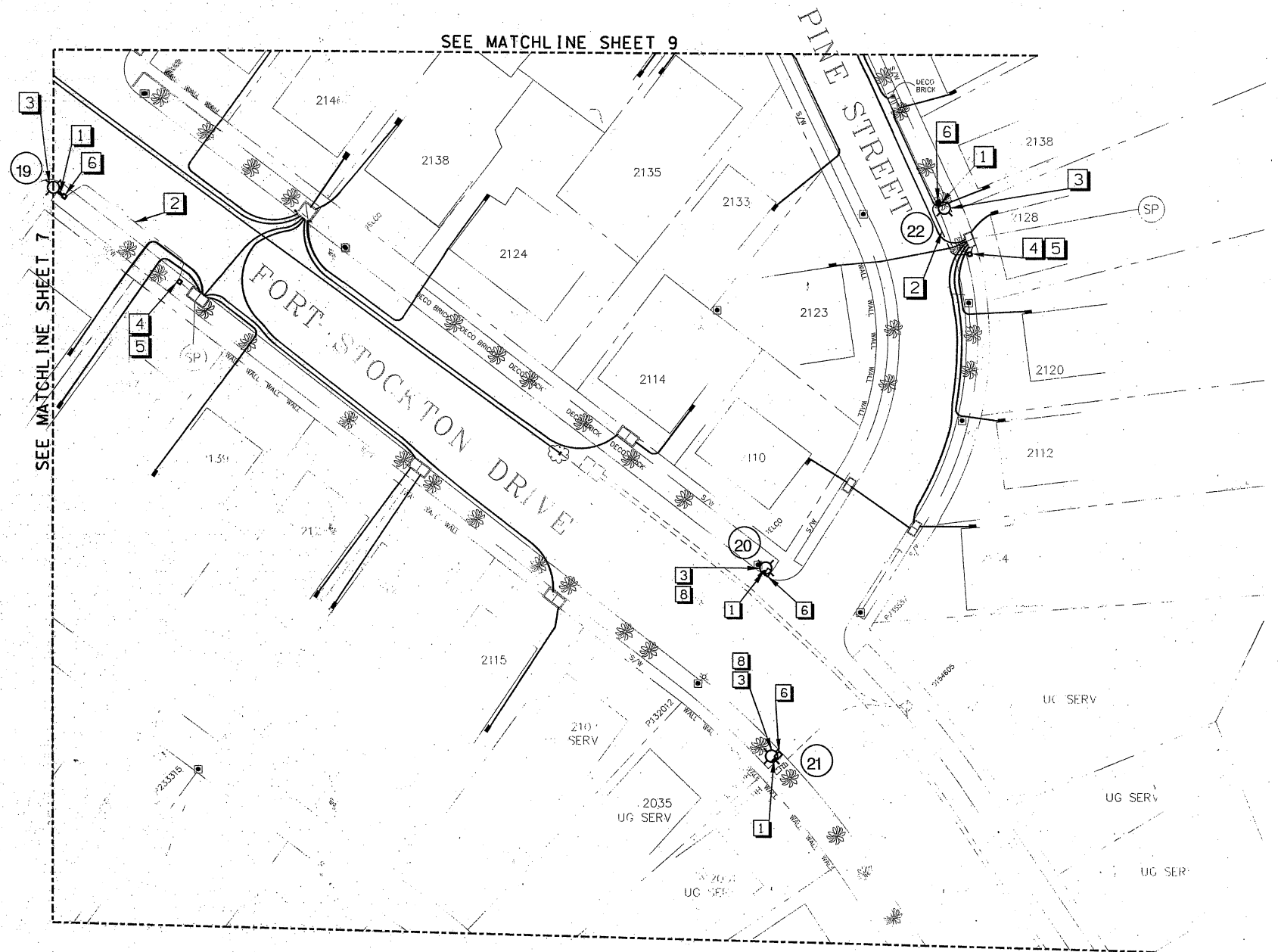
SCALE: 1"=30'

 LABIB OASEEM, TRAFFIC ENGINEER		2/8/13 DATE
PLANS FOR THE CONSTRUCTION OF MISSION HILLS - BLOCK 2E STREET LIGHTING SYSTEM		
CITY OF SAN DIEGO, CALIFORNIA ENGINEERING AND CAPITAL PROJECTS DEPARTMENT SHEET 7 OF 43 SHEETS		WBS: S1008
APPROVED BY:  FOR CITY ENGINEER		DATE: 02/11/2013
SUBMITTED BY: D. ZHANG PROJECT MANAGER		
DESCRIPTION: ORIGINAL		F. QUILALANG PROJECT ENGINEER
BY: DZ/FO		214-1707 CCS27 COORDINATE
APPROVED:		6268407, 1854444 CCS83 COORDINATE
DATE STARTED:		36779-7-D
DATE COMPLETED:		



MISSION HILLS - BLOCK 2E

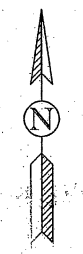
**CITY OF SAN DIEGO
PLANS FOR THE CONSTRUCTION OF 20SD MISSION HILLS BLOCK 2E
STREET LIGHT & CABLE**




GENERAL NOTES:
SEE SHEET 1


CONSTRUCTION NOTES:

- 1 TRENCH, FURNISH, AND INSTALL NEW 2" CONDUIT WITH 3-NO. 10 WIRES AS SHOWN ON PLAN.
- 2 FURNISH AND INSTALL 3-NO. 10 WIRES INTO EXISTING 2" CONDUITS AS SHOWN ON PLAN.
- 3 SEE TABLES ON SHEET 42 AND 43; AND FIXTURE DETAILS ON SHEET 2 FOR INSTALLATION AT THIS LOCATION.
- 4 SPLICE CONDUCTORS IN TO EXISTING SD&E HANDHOLE. INSTALL 30 AMP FUSE WITH FUSE CARTRIDGE.
- 5 PULL CONDUCTORS INTO NO. 3 1/2 PULLBOX. FURNISH AND INSTALL 3/4 X 8 FEET COPPER CLAD GROUND ROD PER CALTRANS STANDARD ES-8.
- 6 FURNISH AND INSTALL 10 AMP FUSE CARTRIDGE AT EACH STREET LIGHT.
- 7 FURNISH AND INSTALL NO. 3 1/2 PULLBOX.
- 8 SALVAGE EXISTING CONCRETE POLE AND LIGHT FIXTURE.



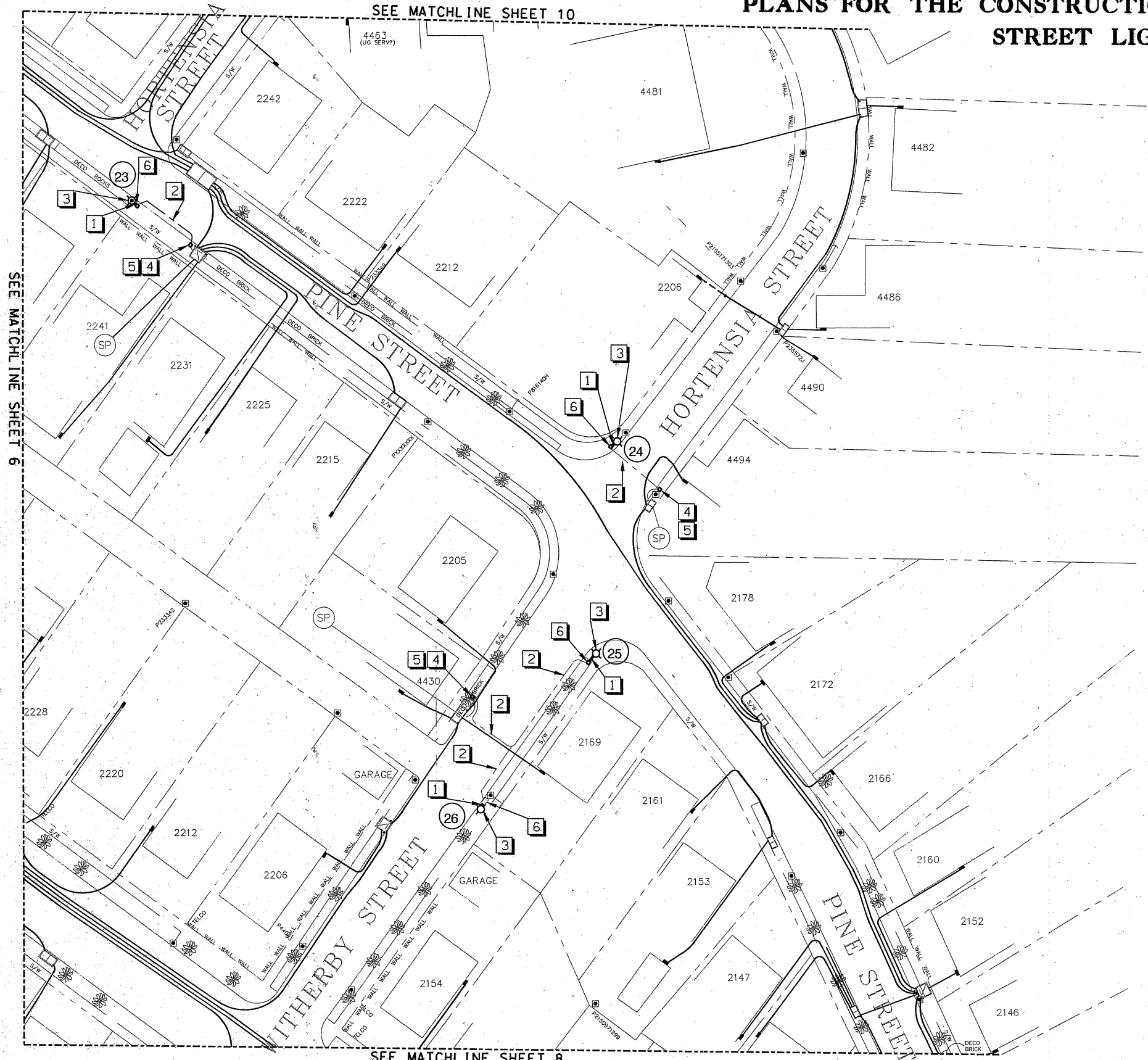
Scale: 1"=30'

 LABIB OASEH, TRAFFIC ENGINEER		9/7/12 DATE
PLANS FOR THE CONSTRUCTION OF MISSION HILLS - BLOCK 2E STREET LIGHTING SYSTEM		
CITY OF SAN DIEGO, CALIFORNIA ENGINEERING AND CAPITAL PROJECTS DEPARTMENT SHEET 8 OF 43 SHEETS		WBS: SI100B
DESIGNED BY: <i>Amal Alwan</i> FOR: <i>Amal Alwan</i>	APPROVED DATE: 09/10/2012 BY: <i>Amal Alwan</i>	PROJECT MANAGER: D. ZHANG PROJECT ENGINEER: F. QUILALANG 214-1713 COSEY COORDINATE: 6264407, 1854444 TMSD COORDINATE: 36779-8-D
ORIGINAL	3/2/10	FILMED
CONTRACTOR:	STARTED:	COMPLETED:



MISSION HILLS - BLOCK 2E

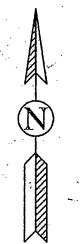
**CITY OF SAN DIEGO
PLANS FOR THE CONSTRUCTION OF 20SD MISSION HILLS BLOCK 2E
STREET LIGHT & CABLE**





GENERAL NOTES:
SEE SHEET 1


CONSTRUCTION NOTES:

- 1 TRENCH, FURNISH, AND INSTALL NEW 2" CONDUIT WITH 3-NO. 10 WIRES AS SHOWN ON PLAN.
- 2 FURNISH AND INSTALL 3-NO. 10 WIRES INTO EXISTING 2" CONDUITS AS SHOWN ON PLAN.
- 3 SEE TABLES ON SHEET 42 AND 43; AND FIXTURE DETAILS ON SHEET 2 FOR INSTALLATION AT THIS LOCATION.
- 4 SPLICE CONDUCTORS IN TO EXISTING SDG&E HANDHOLE. INSTALL 30 AMP FUSE WITH FUSE CARTRIDGE.
- 5 PULL CONDUCTORS INTO NO. 3 1/2 PULLBOX. FURNISH AND INSTALL 3/4 X 8 FEET COPPER CLAD GROUND ROD PER CALTRANS STANDARD ES-8.
- 6 FURNISH AND INSTALL 10 AMP FUSE CARTRIDGE AT EACH STREET LIGHT.
- 7 FURNISH AND INSTALL NO. 3 1/2 PULLBOX.
- 8 SALVAGE EXISTING CONCRETE POLE AND LIGHT FIXTURE.



SCALE: 1"=30'

 LABIB OUSEM, TRAFFIC ENGINEER		9/7/12 DATE
PLANS FOR THE CONSTRUCTION OF MISSION HILLS - BLOCK 2E STREET LIGHTING SYSTEM		
CITY OF SAN DIEGO, CALIFORNIA ENGINEERING AND CAPITAL PROJECTS DEPARTMENT SHEET 9 OF 43 SHEETS		WBS: S11008
APPROVED BY:  FOR CITY ENGINEER	DATE: 09/10/2012	DRAWN BY: D. ZHANG PROJECT MANAGER
DESCRIPTION ORIGINAL	BY DZ/FO	APPROVED DATE FILMED F. OUIL ALLANG PROJECT ENGINEER 214-1707 CCS87 COORDINATE 6268407, 1854444 CCS88 COORDINATE 36779-9-D
CONTRACTOR INSPECTOR	DATE STARTED DATE COMPLETED	



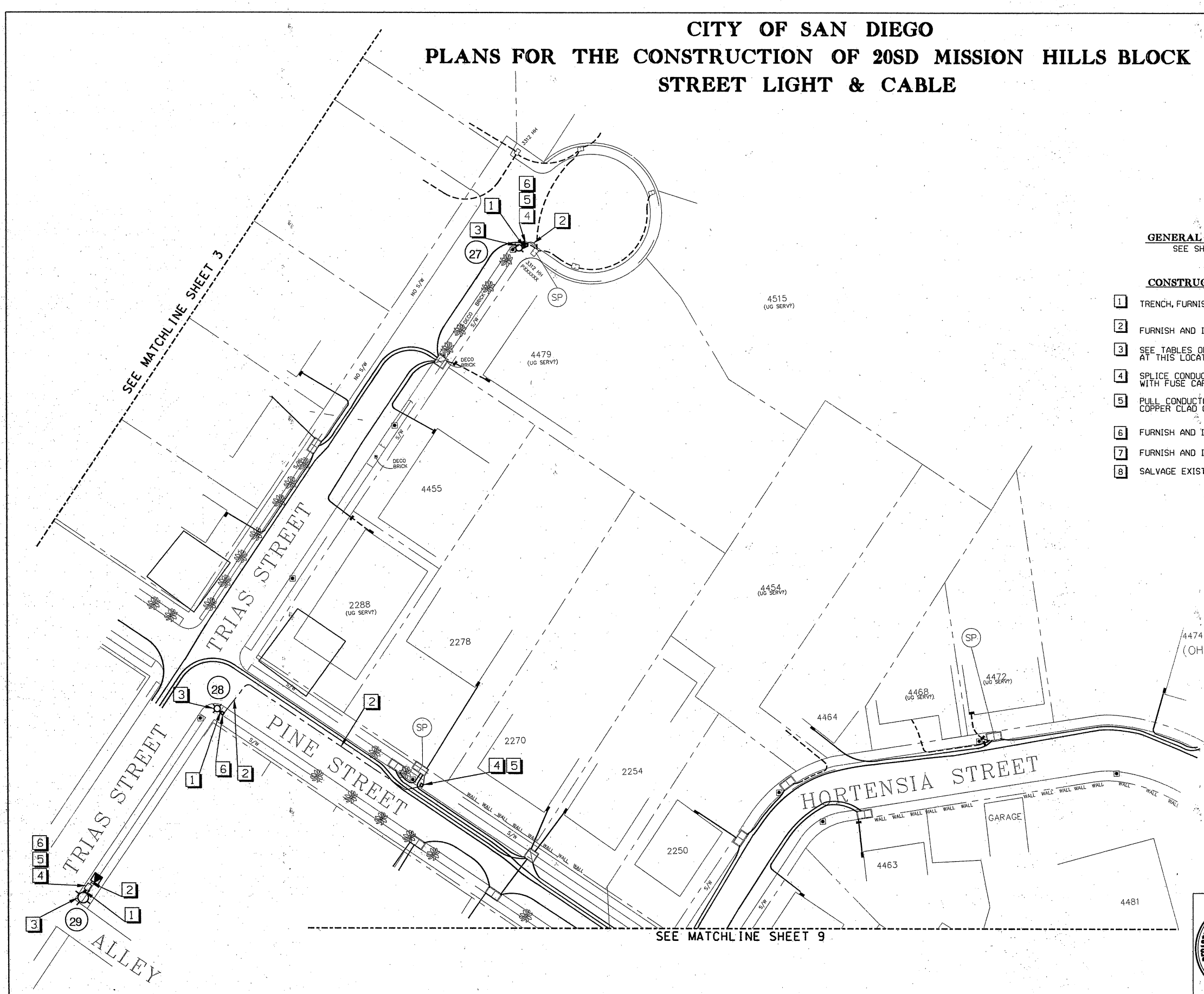
SEE MATCHLINE SHEET 6

SEE MATCHLINE SHEET 10

SEE MATCHLINE SHEET 8

MISSION HILLS - BLOCK 2E

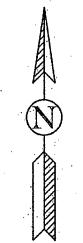
**CITY OF SAN DIEGO
PLANS FOR THE CONSTRUCTION OF 20SD MISSION HILLS BLOCK 2E
STREET LIGHT & CABLE**



GENERAL NOTES:
SEE SHEET 1

CONSTRUCTION NOTES:


- 1 TRENCH, FURNISH, AND INSTALL NEW 2" CONDUIT WITH 3-NO. 10 WIRES AS SHOWN ON PLAN.
- 2 FURNISH AND INSTALL 3-NO. 10 WIRES INTO EXISTING 2" CONDUITS AS SHOWN ON PLAN.
- 3 SEE TABLES ON SHEET 42 AND 43; AND FIXTURE DETAILS ON SHEET 2 FOR INSTALLATION AT THIS LOCATION.
- 4 SPLICE CONDUCTORS IN TO EXISTING SDG&E HANDHOLE. INSTALL 30 AMP FUSE WITH FUSE CARTRIDGE.
- 5 PULL CONDUCTORS INTO NO. 3 1/2 PULLBOX. FURNISH AND INSTALL 3/4 X 8 FEET COPPER CLAD GROUND ROD PER CALTRANS STANDARD ES-8.
- 6 FURNISH AND INSTALL 10 AMP FUSE CARTRIDGE AT EACH STREET LIGHT.
- 7 FURNISH AND INSTALL NO. 3 1/2 PULLBOX.
- 8 SALVAGE EXISTING CONCRETE POLE AND LIGHT FIXTURE.



SCALE: 1"=30'

MISSION HILLS - BLOCK 2E

<i>Labib Oaseem</i> LABIB OASEEM, TRAFFIC ENGINEER		9/7/12 DATE
PLANS FOR THE CONSTRUCTION OF MISSION HILLS - BLOCK 2E STREET LIGHTING SYSTEM		
CITY OF SAN DIEGO, CALIFORNIA ENGINEERING AND CAPITAL PROJECTS DEPARTMENT SHEET 10 OF 43 SHEETS.		WBS S11008
APPROVED BY: <i>Amal Aburumayh</i> FOR CITY ENGINEER	DATE 09/10/2012	SUBMITTED BY: D. ZHANG PROJECT MANAGER
DESCRIPTION ORIGINAL	BY DZ/FO	APPROVED F. OJILALANG PROJECT ENGINEER
CONTRACTOR		DATE STARTED
INSPECTOR		DATE COMPLETED
		214-1707 CC827 COORDINATE 6268407, 1854444 CC883 COORDINATE 36779-10-D

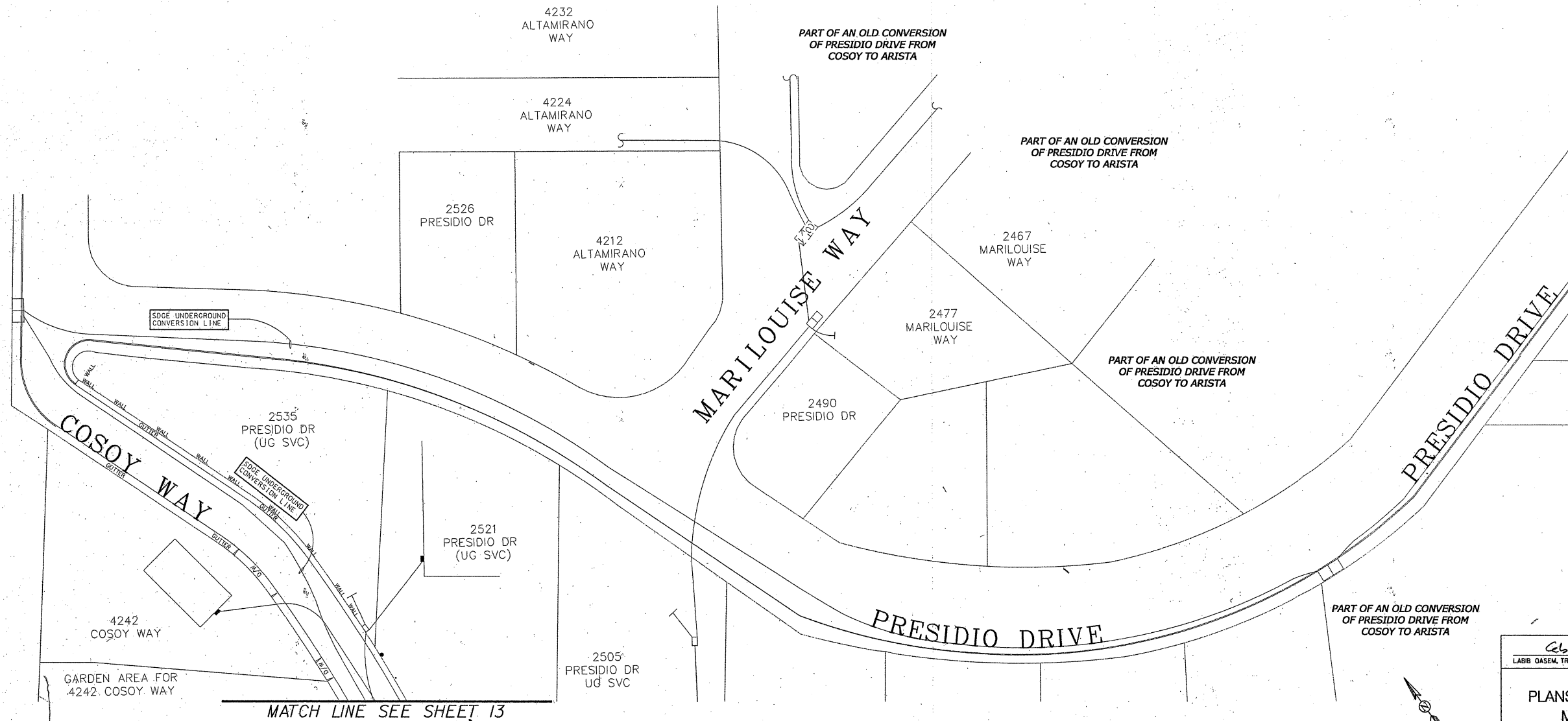


SEE MATCHLINE SHEET 9


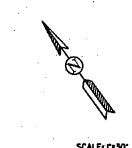
SEE MATCHLINE SHEET 3

**CITY OF SAN DIEGO
PLANS FOR THE CONSTRUCTION OF 20SD MISSION HILLS BLOCK 2E
STREET LIGHT & CABLE**

MISSION HILLS - BLOCK 2E

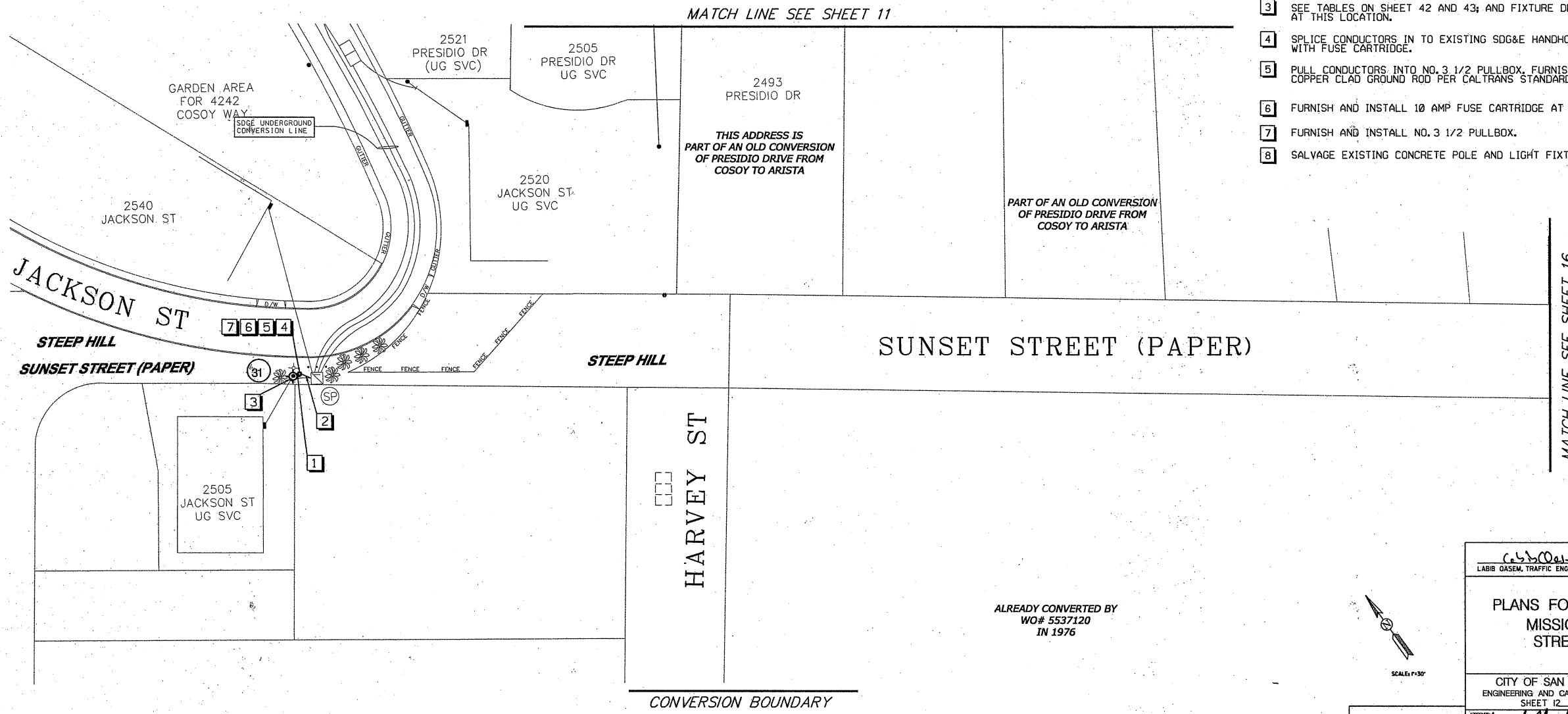


*NO LOCATIONS ON THIS SHEET
ALL AREA ON THIS SHEET HAS BEEN DONE BY PREVIOUS CONVERSIONS*



<p align="center"><i>Labib Osem</i> LABIB OSEM, TRAFFIC ENGINEER</p>		<p align="right"><i>9/7/12</i> DATE</p>																				
<p align="center">PLANS FOR THE CONSTRUCTION OF MISSION HILLS - BLOCK 2E STREET LIGHTING SYSTEM</p>																						
<p>CITY OF SAN DIEGO, CALIFORNIA ENGINEERING AND CAPITAL PROJECTS DEPARTMENT SHEET 11 OF 43 SHEETS</p>		<p>WBS: S11008</p>																				
<p>APPROVED BY: <i>Ahmed A. Burhan</i> FOR CITY ENGINEER</p>	<p>DATE: <i>09/10/2012</i></p>	<p>DRAWN BY: D. ZHANG PROJECT MANAGER</p>																				
<table border="1"> <thead> <tr> <th>DESCRIPTION</th> <th>BY</th> <th>APPROVED</th> <th>DATE</th> <th>FILMED</th> </tr> </thead> <tbody> <tr> <td>ORIGINAL</td> <td>DZ/FO</td> <td></td> <td></td> <td></td> </tr> <tr> <td></td> <td></td> <td></td> <td></td> <td></td> </tr> <tr> <td></td> <td></td> <td></td> <td></td> <td></td> </tr> </tbody> </table>	DESCRIPTION	BY	APPROVED	DATE	FILMED	ORIGINAL	DZ/FO														<p>PROJECT ENGINEER: F. OJILALANG 214-1707 CC827 COORDINATE: 6268407, 1854444 CC888 COORDINATE: 36779-11-D</p>	
DESCRIPTION	BY	APPROVED	DATE	FILMED																		
ORIGINAL	DZ/FO																					
<p>CONTRACTOR: _____ INSPECTOR: _____</p>	<p>DATE STARTED: _____ DATE COMPLETED: _____</p>																					

**CITY OF SAN DIEGO
PLANS FOR THE CONSTRUCTION OF 20SD MISSION HILLS BLOCK 2E
STREET LIGHT & CABLE**


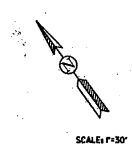



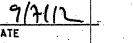
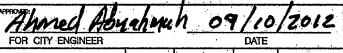
GENERAL NOTES:
SEE SHEET 1

CONSTRUCTION NOTES:

- 1 TRENCH, FURNISH, AND INSTALL NEW 2" CONDUIT WITH 3-NO. 10 WIRES AS SHOWN ON PLAN.
- 2 FURNISH AND INSTALL 3-NO. 10 WIRES INTO EXISTING 2" CONDUITS AS SHOWN ON PLAN.
- 3 SEE TABLES ON SHEET 42 AND 43; AND FIXTURE DETAILS ON SHEET 2 FOR INSTALLATION AT THIS LOCATION.
- 4 SPLICE CONDUCTORS IN TO EXISTING SDG&E HANDHOLE. INSTALL 30 AMP FUSE WITH FUSE CARTRIDGE.
- 5 PULL CONDUCTORS INTO NO. 3 1/2 PULLBOX, FURNISH AND INSTALL 3/4 X 8 FEET COPPER CLAD GROUND ROD PER CALTRANS STANDARD ES-8.
- 6 FURNISH AND INSTALL 10 AMP FUSE CARTRIDGE AT EACH STREET LIGHT.
- 7 FURNISH AND INSTALL NO. 3 1/2 PULLBOX.
- 8 SALVAGE EXISTING CONCRETE POLE AND LIGHT FIXTURE.

ALREADY CONVERTED BY
WO# 5537120
IN 1976



 LABIB OUSEM, TRAFFIC ENGINEER		 DATE
PLANS FOR THE CONSTRUCTION OF MISSION HILLS - BLOCK 2E STREET LIGHTING SYSTEM		
CITY OF SAN DIEGO, CALIFORNIA ENGINEERING AND CAPITAL PROJECTS DEPARTMENT SHEET 12 OF 43 SHEETS		WBS: SI1008
APPROVED BY:  FOR CITY ENGINEER	DATE: 09/10/2012	SUBMITTED BY: D. ZHANG PROJECT MANAGER
DESCRIPTION: ORIGINAL	BY: DZ/FO	PROJECT ENGINEER: F. OUILALANG 214-1707 CCS87 COORDINATE: 6268407, 1854444 CCS89 COORDINATE: 36779-12-D
CONTRACTOR: INSPECTOR:	DATE STARTED: DATE COMPLETED:	36779-12-D

MISSION HILLS - BLOCK 2E

**CITY OF SAN DIEGO
PLANS FOR THE CONSTRUCTION OF 20SD MISSION HILLS BLOCK 2E
STREET LIGHT & CABLE**

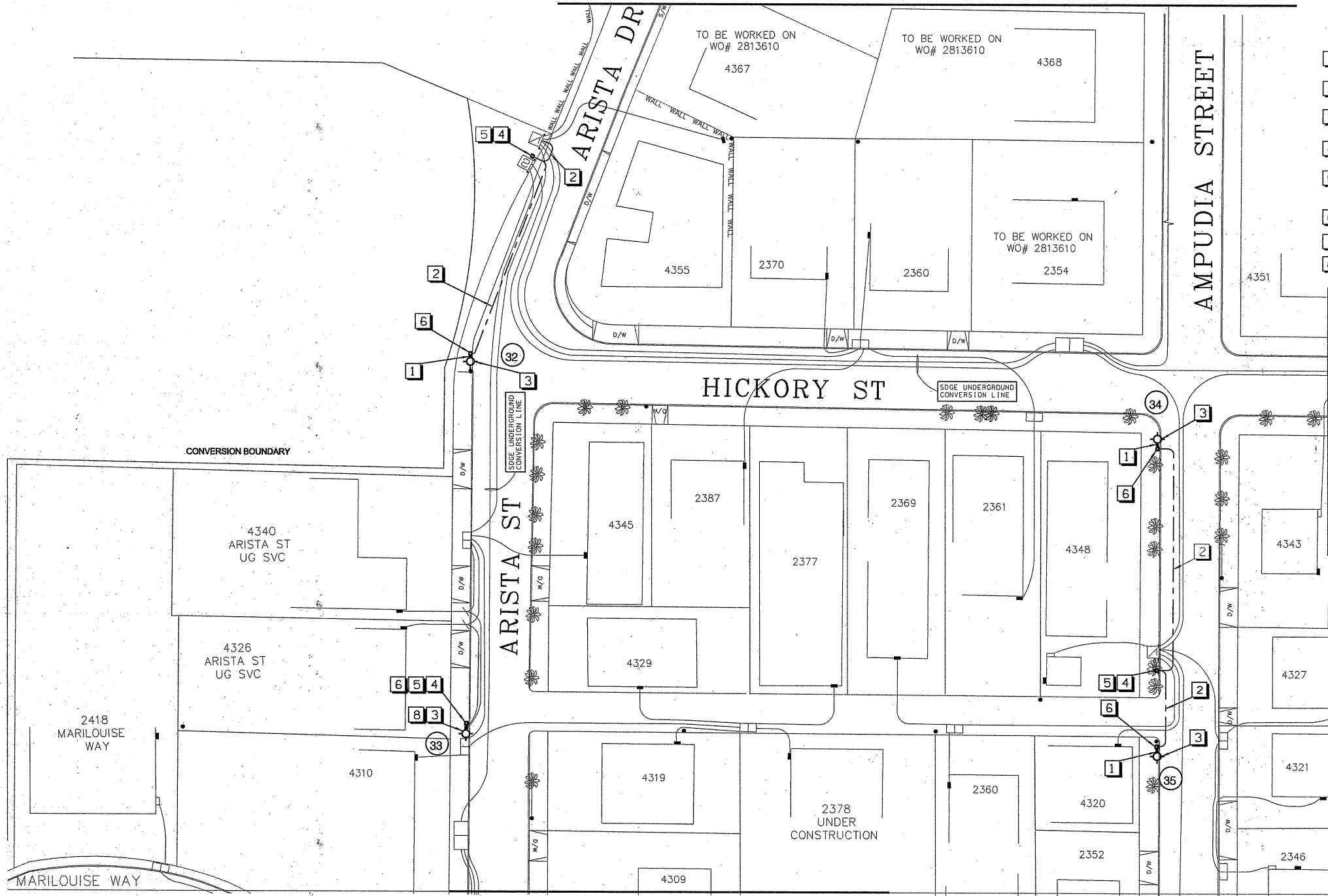
MATCH LINE SEE SHEET 5

GENERAL NOTES:
SEE SHEET 1


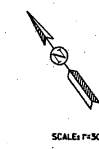
CONSTRUCTION NOTES:

- 1 TRENCH, FURNISH, AND INSTALL NEW 2' CONDUIT WITH 3-NO. 10 WIRES AS SHOWN ON PLAN.
- 2 FURNISH AND INSTALL 3-NO. 10 WIRES INTO EXISTING 2' CONDUITS AS SHOWN ON PLAN.
- 3 SEE TABLES ON SHEET 42 AND 43; AND FIXTURE DETAILS ON SHEET 2 FOR INSTALLATION AT THIS LOCATION.
- 4 SPLICE CONDUCTORS IN TO EXISTING SDG&E HANDHOLE. INSTALL 30 AMP FUSE WITH FUSE CARTRIDGE.
- 5 PULL CONDUCTORS INTO NO. 3 1/2 PULLBOX. FURNISH AND INSTALL 3/4 X 8 FEET COPPER CLAD GROUND ROD PER CALTRANS STANDARD ES-8.
- 6 FURNISH AND INSTALL 10 AMP FUSE CARTRIDGE AT EACH STREET LIGHT.
- 7 FURNISH AND INSTALL NO. 3 1/2 PULLBOX.
- 8 SALVAGE EXISTING CONCRETE POLE AND LIGHT FIXTURE.

MATCH LINE SEE SHEET 17



MATCH LINE SEE SHEET 14



<p align="center"><i>Labib Gaseem</i> LABIB GASEEM, TRAFFIC ENGINEER</p>		<p align="right">9/3/12 DATE</p>
<p align="center">PLANS FOR THE CONSTRUCTION OF MISSION HILLS - BLOCK 2E STREET LIGHTING SYSTEM</p>		
<p>CITY OF SAN DIEGO, CALIFORNIA ENGINEERING AND CAPITAL PROJECTS DEPARTMENT SHEET 13 OF 43 SHEETS</p>		<p>WBS S11008</p>
<p>APPROVED BY: <i>Ahmed Aburaweh</i> 09/10/2012 FOR CITY ENGINEER DATE</p>		<p>SUBMITTED BY: D. ZHANG PROJECT MANAGER</p>
<p>DESCRIPTION ORIGINAL</p>	<p>BY DZ/FO</p>	<p>APPROVED DATE FILMED</p>
<p>PROJECT ENGINEER F. OUILALANG</p>		<p>PROJECT NUMBER 214-1707</p>
<p>CONTRACTOR</p>		<p>COORDINATE 6268407, 1854444</p>
<p>INSPECTOR</p>		<p>COORDINATE 36779-13-D</p>
<p>DATE STARTED</p>		<p>DATE COMPLETED</p>


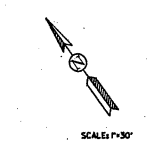
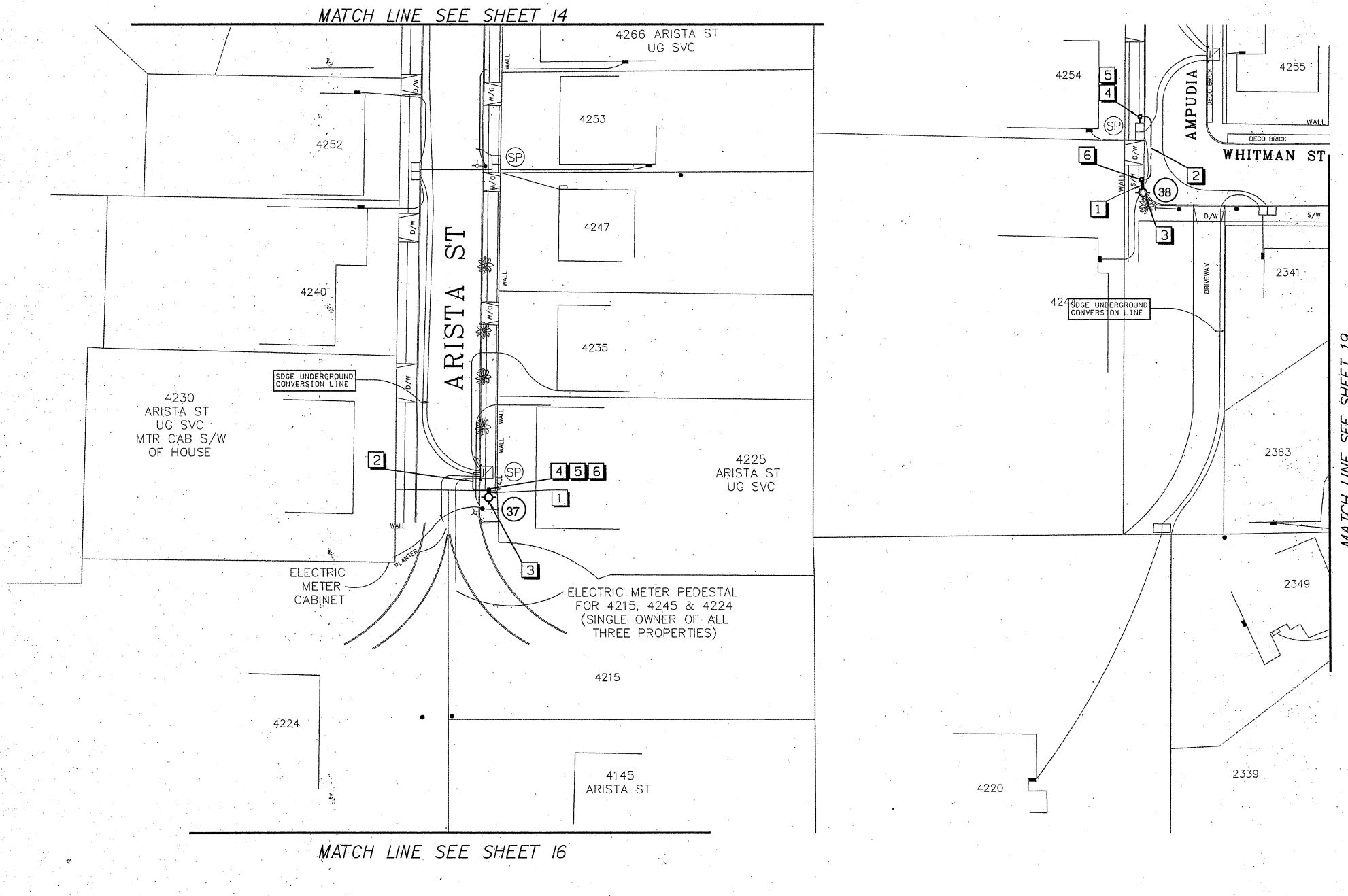
MISSION HILLS - BLOCK 2E


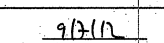
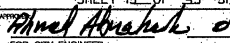
**CITY OF SAN DIEGO
PLANS FOR THE CONSTRUCTION OF 20SD MISSION HILLS BLOCK 2E
STREET LIGHT & CABLE**

GENERAL NOTES:
SEE SHEET 1

CONSTRUCTION NOTES:

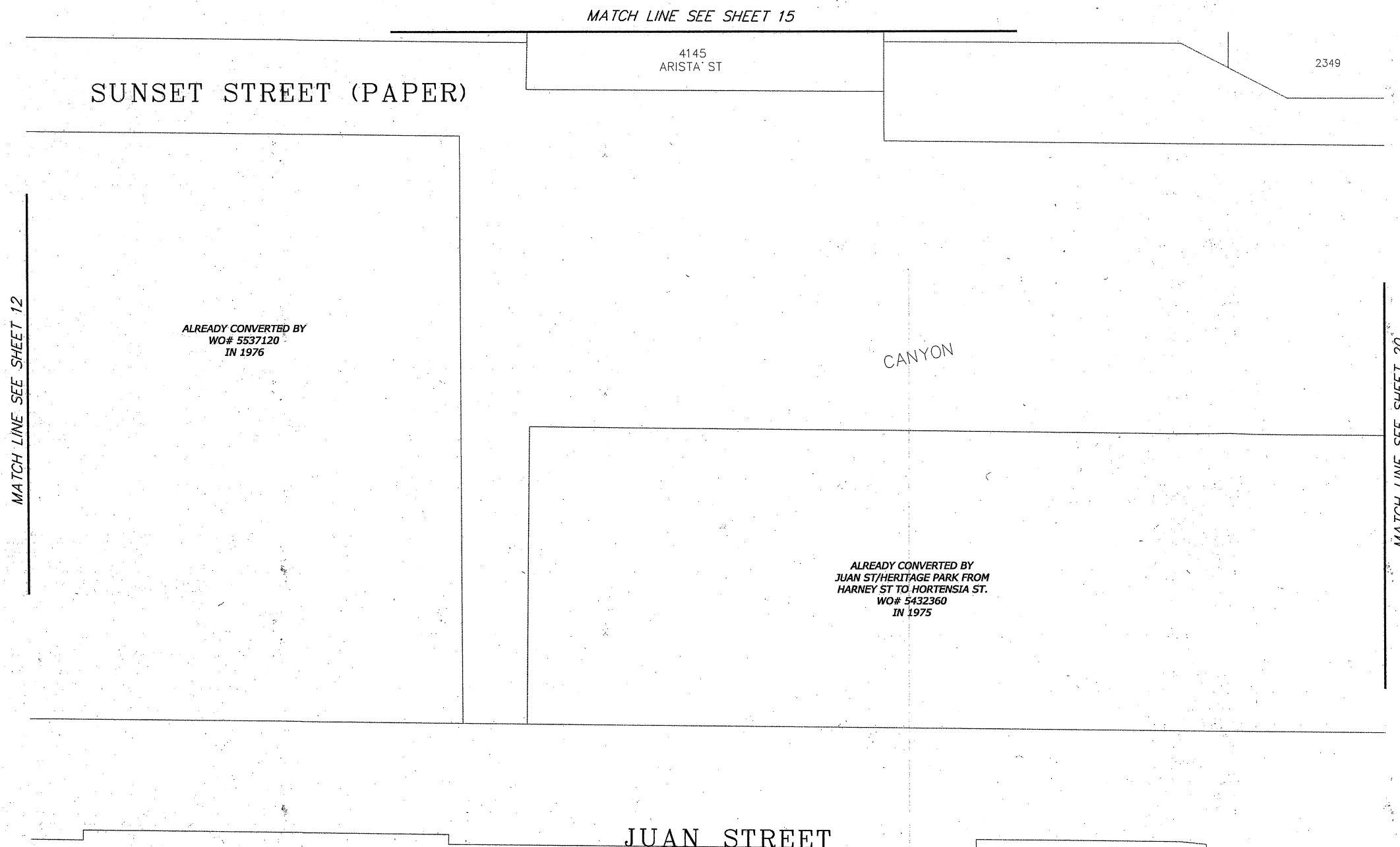
- 1 TRENCH, FURNISH, AND INSTALL NEW 2' CONDUIT WITH 3-NO. 10 WIRES AS SHOWN ON PLAN.
- 2 FURNISH AND INSTALL 3-NO. 10 WIRES INTO EXISTING 2' CONDUITS AS SHOWN ON PLAN.
- 3 SEE TABLES ON SHEET 42 AND 43; AND FIXTURE DETAILS ON SHEET 2 FOR INSTALLATION AT THIS LOCATION.
- 4 SPLICE CONDUCTORS IN TO EXISTING SDG&E HANDHOLE. INSTALL 30 AMP FUSE WITH FUSE CARTRIDGE.
- 5 PULL CONDUCTORS INTO NO. 3 1/2 PULLBOX, FURNISH AND INSTALL 3/4 X 8 FEET COPPER CLAD GROUND ROD PER CALTRANS STANDARD ES-8.
- 6 FURNISH AND INSTALL 10 AMP FUSE CARTRIDGE AT EACH STREET LIGHT.
- 7 FURNISH AND INSTALL NO. 3 1/2 PULLBOX.
- 8 SALVAGE EXISTING CONCRETE POLE AND LIGHT FIXTURE.




 LABIB OUSEM, TRAFFIC ENGINEER		 DATE
PLANS FOR THE CONSTRUCTION OF MISSION HILLS - BLOCK 2E STREET LIGHTING SYSTEM		
CITY OF SAN DIEGO, CALIFORNIA ENGINEERING AND CAPITAL PROJECTS DEPARTMENT SHEET 15 OF 43 SHEETS		WBS: S1008
APPROVED BY:  FOR CITY ENGINEER	DATE: 09/10/2013	DESIGNED BY: D. ZHANG PROJECT MANAGER
DESCRIPTION: ORIGINAL	BY: DZ/FO	PROJECT ENGINEER: F. OUILALANG
APPROVED DATE:	FILMED:	214-1707 CCS87 COORDINATE: 6268407, 1854444 CCS88 COORDINATE:
CONTRACTOR:	DATE STARTED:	36779-15-D
INSPECTOR:	DATE COMPLETED:	



MISSION HILLS - BLOCK 2E

**CITY OF SAN DIEGO
PLANS FOR THE CONSTRUCTION OF 20SD MISSION HILLS BLOCK 2E
STREET LIGHT & CABLE**



NO LOCATIONS ON THIS PAGE
ALL AREA ON THIS SHEET HAS ALREADY BEEN DONE BY PREVIOUS CONVERSIONS



 LABIB OUSEM, TRAFFIC ENGINEER		9/7/12 DATE
PLANS FOR THE CONSTRUCTION OF MISSION HILLS - BLOCK 2E STREET LIGHTING SYSTEM		
CITY OF SAN DIEGO, CALIFORNIA ENGINEERING AND CAPITAL PROJECTS DEPARTMENT SHEET 16 OF 43 SHEETS		WBS - S1008
APPROVED BY  FOR CITY ENGINEER	DATE 09/10/2012	SUBMITTED BY D. ZHANG PROJECT MANAGER
DESCRIPTION ORIGINAL	BY DZ/FO	APPROVED DATE FILMED F. QUILALANG PROJECT ENGINEER
		214-1707 CS827 COORDINATE 6268407, 1854444 CS883 COORDINATE
CONTRACTOR INSPECTOR	DATE STARTED DATE COMPLETED	36779-16-D


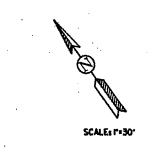
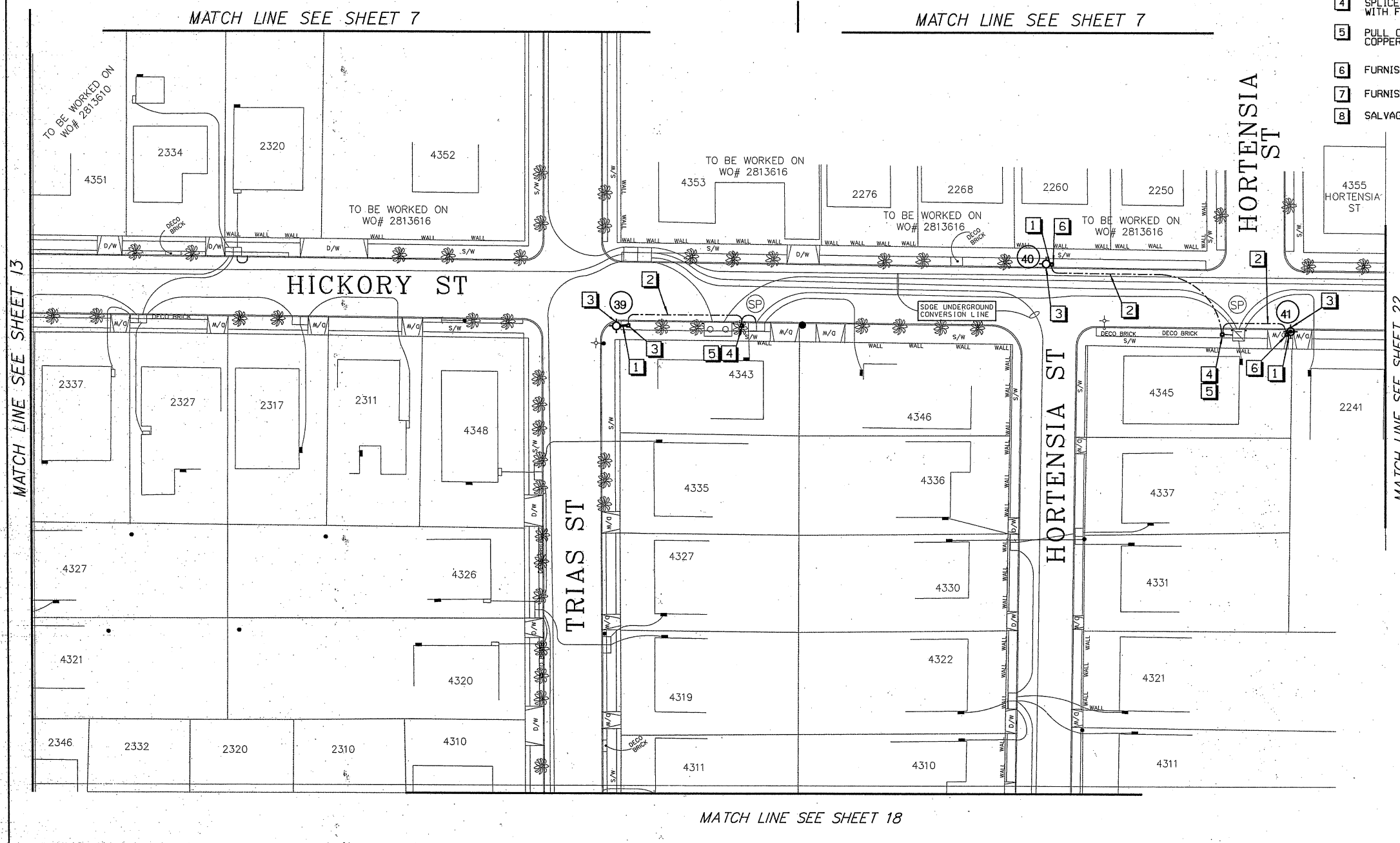
MISSION HILLS - BLOCK 2E

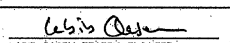
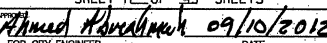
**CITY OF SAN DIEGO
PLANS FOR THE CONSTRUCTION OF 20SD MISSION HILLS BLOCK 2E
STREET LIGHT & CABLE**

GENERAL NOTES:
SEE SHEET 1

CONSTRUCTION NOTES:

- 1 TRENCH, FURNISH, AND INSTALL NEW 2' CONDUIT WITH 3-NO. 10 WIRES AS SHOWN ON PLAN.
- 2 FURNISH AND INSTALL 3-NO. 10 WIRES INTO EXISTING 2' CONDUITS AS SHOWN ON PLAN.
- 3 SEE TABLES ON SHEET 42 AND 43; AND FIXTURE DETAILS ON SHEET 2 FOR INSTALLATION AT THIS LOCATION.
- 4 SPLICE CONDUCTORS IN TO EXISTING SDG&E HANDHOLE. INSTALL 30 AMP FUSE WITH FUSE CARTRIDGE.
- 5 PULL CONDUCTORS INTO NO. 3 1/2 PULLBOX. FURNISH AND INSTALL 3/4 X 8 FEET COPPER CLAD GROUND ROD PER CALTRANS STANDARD ES-8.
- 6 FURNISH AND INSTALL 10 AMP FUSE CARTRIDGE AT EACH STREET LIGHT.
- 7 FURNISH AND INSTALL NO. 3 1/2 PULLBOX.
- 8 SALVAGE EXISTING CONCRETE POLE AND LIGHT FIXTURE.



 LABIB OUSEM, TRAFFIC ENGINEER		9/7/12 DATE
PLANS FOR THE CONSTRUCTION OF MISSION HILLS - BLOCK 2E STREET LIGHTING SYSTEM		
CITY OF SAN DIEGO, CALIFORNIA ENGINEERING AND CAPITAL PROJECTS DEPARTMENT SHEET 17 OF 43 SHEETS		WBS S1008
APPROVED BY  AHMED A. ALWAN CIVIL ENGINEER No. C 48034 Exp. 06-20-2011 STATE OF CALIFORNIA	SUBMITTED BY D. ZHANG PROJECT MANAGER	DATE 09/10/2012
DESCRIPTION ORIGINAL	BY DZ/FO	APPROVED DATE FILMED
214-1707 CCS27 COORDINATE 6268407, 1854444 CCS88 COORDINATE		CONTRACTOR DATE STARTED INSPECTOR DATE COMPLETED
		36779-17-D

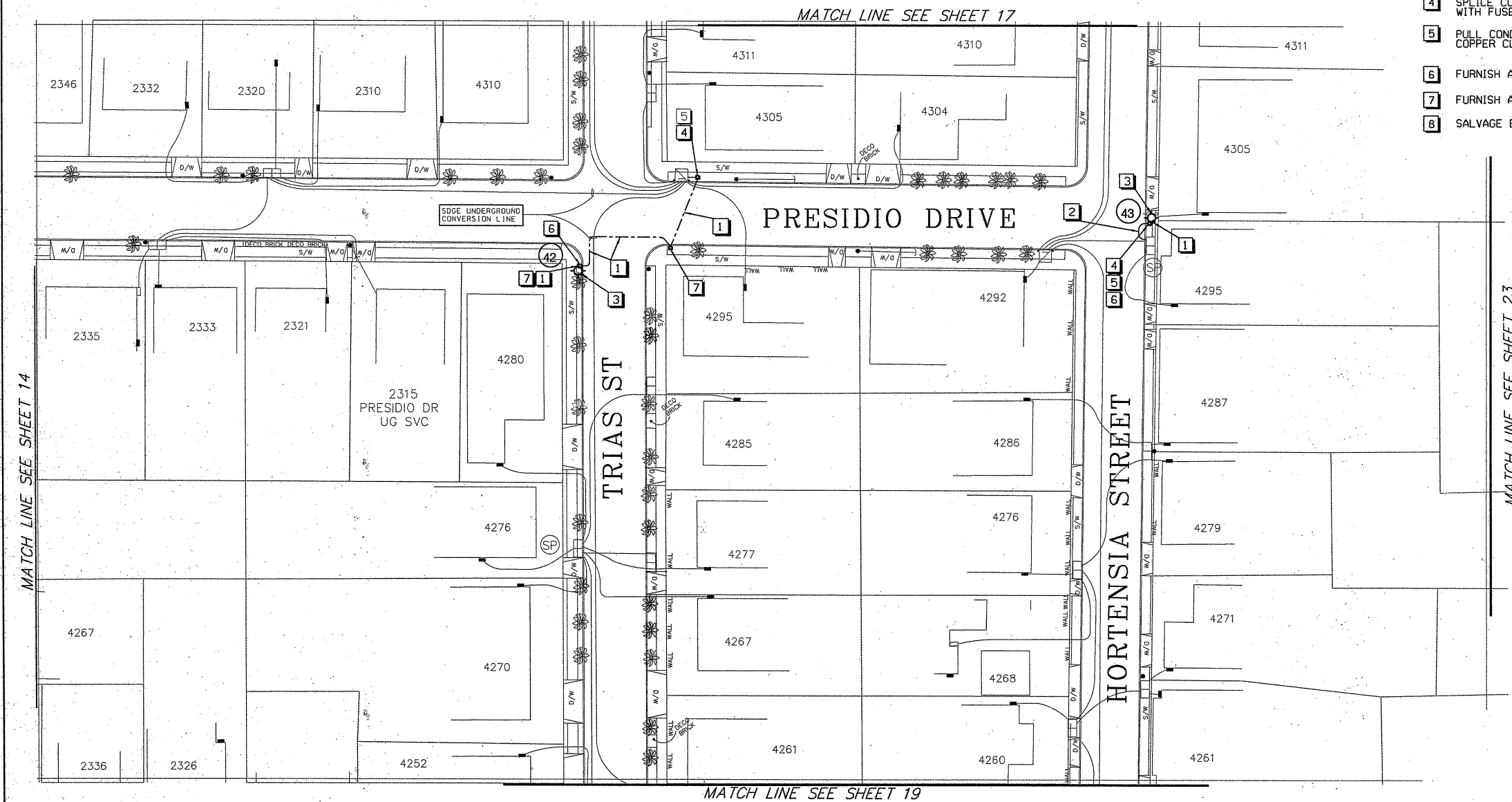
MISSION HILLS - BLOCK 2E

**CITY OF SAN DIEGO
PLANS FOR THE CONSTRUCTION OF 20SD MISSION HILLS BLOCK 2E
STREET LIGHT & CABLE**

GENERAL NOTES:
SEE SHEET 1

CONSTRUCTION NOTES:

- 1 TRENCH, FURNISH, AND INSTALL NEW 2' CONDUIT WITH 3-NO. 10 WIRES AS SHOWN ON PLAN.
- 2 FURNISH AND INSTALL 3-NO. 10 WIRES INTO EXISTING 2' CONDUITS AS SHOWN ON PLAN.
- 3 SEE TABLES ON SHEET 42 AND 43; AND FIXTURE DETAILS ON SHEET 2 FOR INSTALLATION AT THIS LOCATION.
- 4 SPLICE CONDUCTORS IN TO EXISTING SDG&E HANDHOLE. INSTALL 30 AMP FUSE WITH FUSE CARTRIDGE.
- 5 PULL CONDUCTORS INTO NO. 3 1/2 PULLBOX, FURNISH AND INSTALL 3/4 X 8 FEET COPPER CLAD GROUND ROD PER CALTRANS STANDARD ES-8.
- 6 FURNISH AND INSTALL 10 AMP FUSE CARTRIDGE AT EACH STREET LIGHT.
- 7 FURNISH AND INSTALL NO. 3 1/2 PULLBOX.
- 8 SALVAGE EXISTING CONCRETE POLE AND LIGHT FIXTURE.





MATCH LINE SEE SHEET 14

MATCH LINE SEE SHEET 17

MATCH LINE SEE SHEET 23

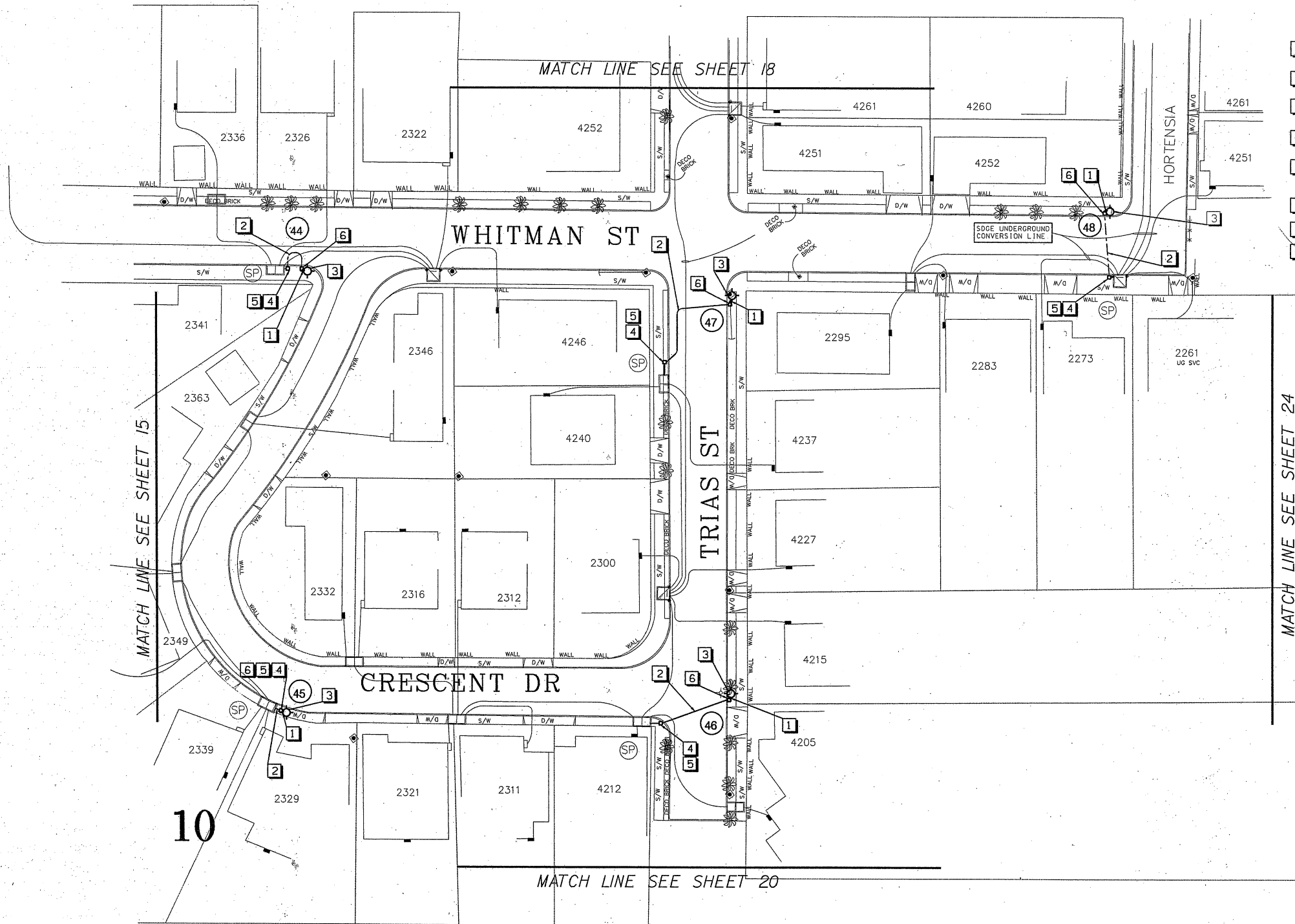
MATCH LINE SEE SHEET 19



 LABIB OUSEM, TRAFFIC ENGINEER		9/10/12 DATE
PLANS FOR THE CONSTRUCTION OF MISSION HILLS - BLOCK 2E STREET LIGHTING SYSTEM		
CITY OF SAN DIEGO, CALIFORNIA ENGINEERING AND CAPITAL PROJECTS DEPARTMENT SHEET 18 OF 43 SHEETS		WBS: S1008
APPROVED BY: Ahmed Aburajwah 09/10/2012 FOR CITY ENGINEER	D. ZHANG PROJECT MANAGER	
DESCRIPTION ORIGINAL	BY DZ/FO	APPROVED DATE FILMED
214-1707 CCS27 COORDINATE 6268407, 1854444 CCS83 COORDINATE		
CONTRACTOR INSPECTOR	DATE STARTED DATE COMPLETED	36779-18-D

MISSION HILLS - BLOCK 2E

**CITY OF SAN DIEGO
PLANS FOR THE CONSTRUCTION OF 20SD MISSION HILLS BLOCK 2E
STREET LIGHT & CABLE**



GENERAL NOTES:
SEE SHEET 1

CONSTRUCTION NOTES:

- 1 TRENCH, FURNISH, AND INSTALL NEW 2" CONDUIT WITH 3-NO. 10 WIRES AS SHOWN ON PLAN.
- 2 FURNISH AND INSTALL 3-NO. 10 WIRES INTO EXISTING 2" CONDUITS AS SHOWN ON PLAN.
- 3 SEE TABLES ON SHEET 42 AND 43; AND FIXTURE DETAILS ON SHEET 2 FOR INSTALLATION AT THIS LOCATION.
- 4 SPLICE CONDUCTORS IN TO EXISTING SDG&E HANDHOLE. INSTALL 30 AMP FUSE WITH FUSE CARTRIDGE.
- 5 PULL CONDUCTORS INTO NO. 3 1/2 PULLBOX. FURNISH AND INSTALL 3/4 X 8 FEET COPPER CLAD GROUND ROD PER CALTRANS STANDARD ES-8.
- 6 FURNISH AND INSTALL 10 AMP FUSE CARTRIDGE AT EACH STREET LIGHT.
- 7 FURNISH AND INSTALL NO. 3 1/2 PULLBOX.
- 8 SALVAGE EXISTING CONCRETE POLE AND LIGHT FIXTURE.

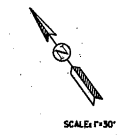
MATCH LINE SEE SHEET 15

MATCH LINE SEE SHEET 18

MATCH LINE SEE SHEET 24

MATCH LINE SEE SHEET 20

10



 LABIB ODEH, TRAFFIC ENGINEER DATE: 9/2/12	
PLANS FOR THE CONSTRUCTION OF MISSION HILLS - BLOCK 2E STREET LIGHTING SYSTEM	
CITY OF SAN DIEGO, CALIFORNIA ENGINEERING AND CAPITAL PROJECTS DEPARTMENT SHEET 19 OF 43 SHEETS WBS: S1008	
APPROVED FOR CITY ENGINEER: DATE: 09/10/2012	SUBMITTED BY: D. ZHANG PROJECT MANAGER
DESCRIPTION: ORIGINAL	BY: DZ/FO
APPROVED DATE: FILMED	PROJECT ENGINEER: F. QUILALANG
214-1707 CCSBY COORDINATE: 6268407, 1854444 CCSBY COORDINATE: 36779-19-D	
CONTRACTOR: INSPECTOR:	DATE STARTED: DATE COMPLETED:

MISSION HILLS - BLOCK 2E

CITY OF SAN DIEGO PLANS FOR THE CONSTRUCTION OF 20SD MISSION HILLS BLOCK 2E STREET LIGHT & CABLE

GENERAL NOTES:
SEE SHEET 1

CONSTRUCTION NOTES:

- 1 TRENCH, FURNISH, AND INSTALL NEW 2' CONDUIT WITH 3-NO. 10 WIRES AS SHOWN ON PLAN.
- 2 FURNISH AND INSTALL 3-NO. 10 WIRES INTO EXISTING 2' CONDUITS AS SHOWN ON PLAN.
- 3 SEE TABLES ON SHEET 42 AND 43; AND FIXTURE DETAILS ON SHEET 2 FOR INSTALLATION AT THIS LOCATION.
- 4 SPLICE CONDUCTORS IN TO EXISTING SDG&E HANDHOLE. INSTALL 30 AMP FUSE WITH FUSE CARTRIDGE.
- 5 PULL CONDUCTORS INTO NO. 3 1/2 PULLBOX. FURNISH AND INSTALL 3/4 X 8 FEET COPPER CLAD GROUND ROD PER CALTRANS STANDARD ES-8.
- 6 FURNISH AND INSTALL 10 AMP FUSE CARTRIDGE AT EACH STREET LIGHT.
- 7 FURNISH AND INSTALL NO. 3 1/2 PULLBOX.
- 8 SALVAGE EXISTING CONCRETE POLE AND LIGHT FIXTURE.

MATCH LINE SEE SHEET 19

SUNSET STREET (PAPER)

CANYON

TRIAS STREET (PAPER ST)

SUNSET ROAD

LA CALLECITA


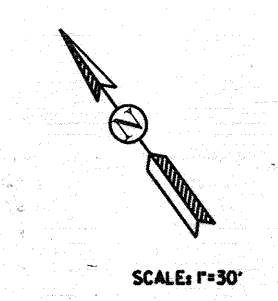
JUAN STREET

SAN JUAN ROAD (PRIVATE)

MATCH LINE SEE SHEET 21

MATCH LINE SEE SHEET 16

MATCH LINE SEE SHEET 25



 LABIB OASEEM, TRAFFIC ENGINEER		9/3/12 DATE
PLANS FOR THE CONSTRUCTION OF MISSION HILLS - BLOCK 2E STREET LIGHTING SYSTEM		
CITY OF SAN DIEGO, CALIFORNIA ENGINEERING AND CAPITAL PROJECTS DEPARTMENT SHEET 20 OF 43 SHEETS		#BS S11008
APPROVED BY: FOR CITY ENGINEER		DATED: 09/10/2012 DATE
SUBMITTED BY: D. ZHANG PROJECT MANAGER		F. QUILALANG PROJECT ENGINEER
DESCRIPTION: ORIGINAL BY: DZ/FO		210-1707 PROJECT ENGINEER
		6268407, 1850444 CCS27 COORDINATE
		36779-20-D CCS83 COORDINATE
CONTRACTOR: _____ INSPECTOR: _____		DATE STARTED: _____ DATE COMPLETED: _____

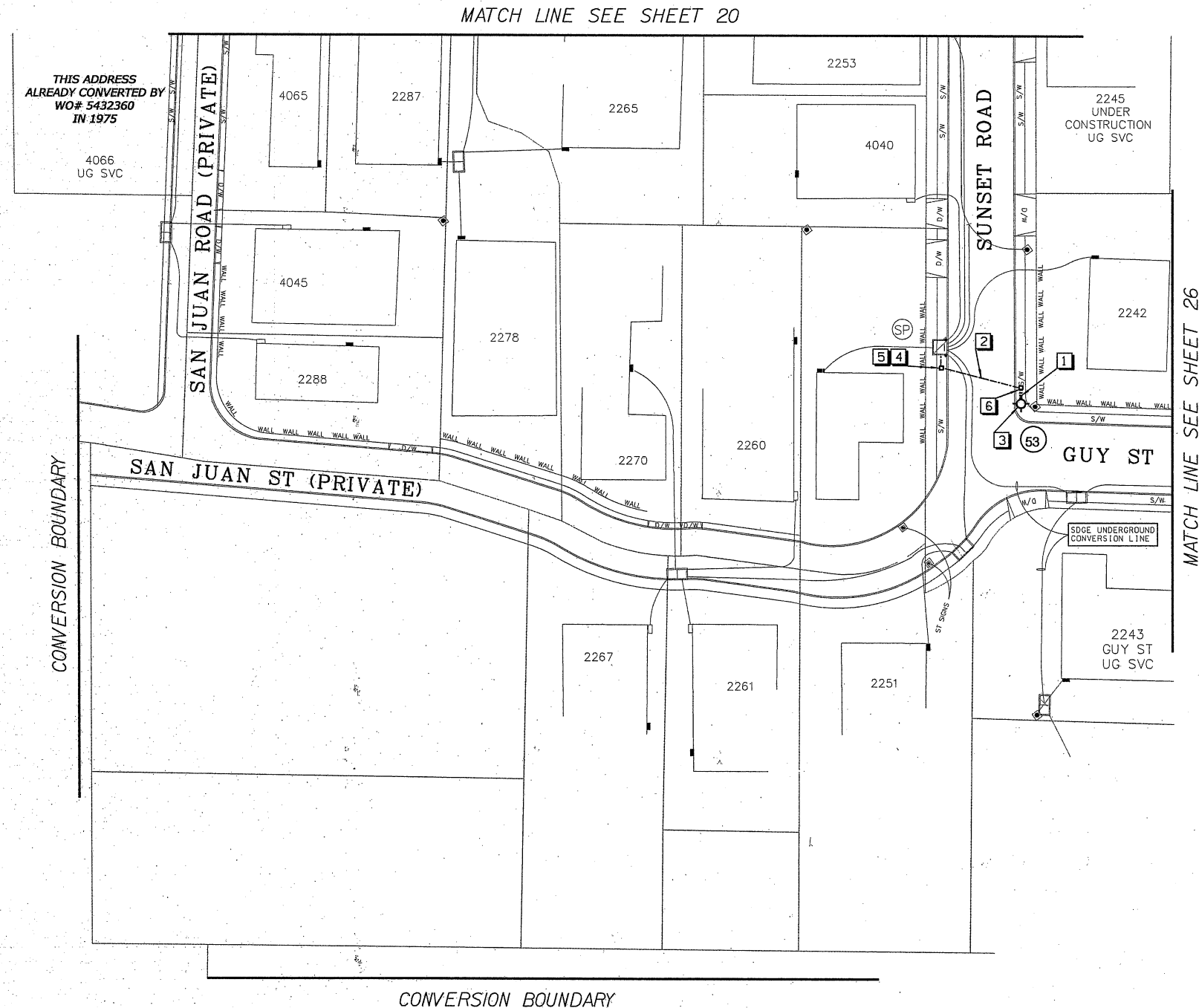
MISSION HILLS - BLOCK 2E

**CITY OF SAN DIEGO
PLANS FOR THE CONSTRUCTION OF 20SD MISSION HILLS BLOCK 2E
STREET LIGHT & CABLE**

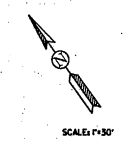
GENERAL NOTES:
SEE SHEET 1


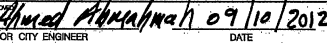
CONSTRUCTION NOTES:


- 1 TRENCH, FURNISH, AND INSTALL NEW 2' CONDUIT WITH 3-NO. 10 WIRES AS SHOWN ON PLAN.
- 2 FURNISH AND INSTALL 3-NO. 10 WIRES INTO EXISTING 2' CONDUITS AS SHOWN ON PLAN.
- 3 SEE TABLES ON SHEET 42 AND 43; AND FIXTURE DETAILS ON SHEET 2 FOR INSTALLATION AT THIS LOCATION.
- 4 SPLICE CONDUCTORS IN TO EXISTING SDG&E HANDHOLE. INSTALL 30 AMP FUSE WITH FUSE CARTRIDGE.
- 5 PULL CONDUCTORS INTO NO. 3 1/2 PULLBOX. FURNISH AND INSTALL 3/4 X 8 FEET COPPER CLAD GROUND ROD PER CALTRANS STANDARD ES-8.
- 6 FURNISH AND INSTALL 10 AMP FUSE CARTRIDGE AT EACH STREET LIGHT.
- 7 FURNISH AND INSTALL NO. 3 1/2 PULLBOX.
- 8 SALVAGE EXISTING CONCRETE POLE AND LIGHT FIXTURE.



MISSION HILLS - BLOCK 2E



 LABIB OASEM, TRAFFIC ENGINEER		9/3/12 DATE
PLANS FOR THE CONSTRUCTION OF MISSION HILLS - BLOCK 2E STREET LIGHTING SYSTEM		
CITY OF SAN DIEGO, CALIFORNIA ENGINEERING AND CAPITAL PROJECTS DEPARTMENT SHEET 21 OF 43 SHEETS		#BS S11008
APPROVED BY  AHMED ABURRAHMAN FOR CITY ENGINEER	09/10/2012 DATE	D. ZHANG PROJECT MANAGER
DESCRIPTION ORIGINAL	BY OZ/FO	APPROVED DATE FILMED
F. QUILANG PROJECT ENGINEER		210-1707 CC827 COORDINATE 6268407, 1850444 CC888 COORDINATE
CONTRACTOR INSPECTOR	DATE STARTED DATE COMPLETED	36779-21-D


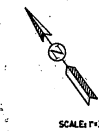
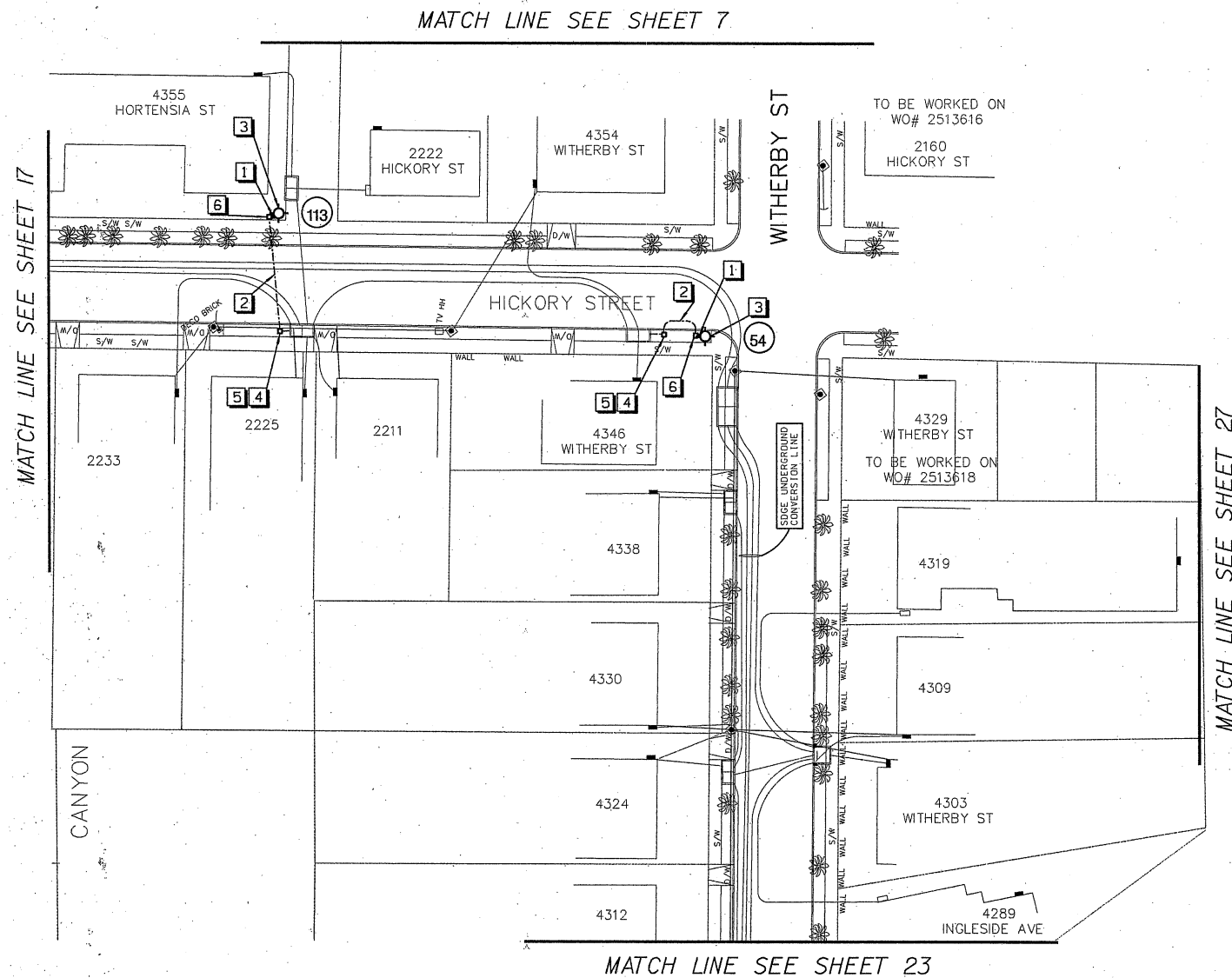



**CITY OF SAN DIEGO
PLANS FOR THE CONSTRUCTION OF 20SD MISSION HILLS BLOCK 2E
STREET LIGHT & CABLE**

GENERAL NOTES:
SEE SHEET 1

CONSTRUCTION NOTES:

- 1 TRENCH, FURNISH, AND INSTALL NEW 2" CONDUIT WITH 3-NO. 10 WIRES AS SHOWN ON PLAN.
- 2 FURNISH AND INSTALL 3-NO. 10 WIRES INTO EXISTING 2" CONDUITS AS SHOWN ON PLAN.
- 3 SEE TABLES ON SHEET 42 AND 43; AND FIXTURE DETAILS ON SHEET 2 FOR INSTALLATION AT THIS LOCATION.
- 4 SPLICE CONDUCTORS IN TO EXISTING SDG&E HANDHOLE. INSTALL 30 AMP FUSE WITH FUSE CARTRIDGE.
- 5 PULL CONDUCTORS INTO NO. 3 1/2 PULLBOX, FURNISH AND INSTALL 3/4 X 8 FEET COPPER CLAD GROUND ROD PER CALTRANS STANDARD ES-8.
- 6 FURNISH AND INSTALL 10 AMP FUSE CARTRIDGE AT EACH STREET LIGHT.
- 7 FURNISH AND INSTALL NO. 3 1/2 PULLBOX.
- 8 SALVAGE EXISTING CONCRETE POLE AND LIGHT FIXTURE.



 LABIB OUSEM, TRAFFIC ENGINEER		9/3/12 DATE
PLANS FOR THE CONSTRUCTION OF MISSION HILLS - BLOCK 2E STREET LIGHTING SYSTEM		
CITY OF SAN DIEGO, CALIFORNIA ENGINEERING AND CAPITAL PROJECTS DEPARTMENT SHEET 22 OF 43 SHEETS		#BS S1008
APPROVED BY FOR CITY ENGINEER Ahmed Aburamleh DATE 9/10/2012	DESIGNED BY PROJECT MANAGER D. ZHANG	PROJECT ENGINEER F. QUILALANG
DESCRIPTION ORIGINAL	BY DZ/FO	APPROVED DATE FILMED
214-1707 CCS87 COORDINATE 6268407, 1854444 CCS83 COORDINATE		36779-22-D
CONTRACTOR INSPECTOR	DATE STARTED DATE COMPLETED	36779-22-D

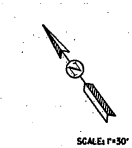
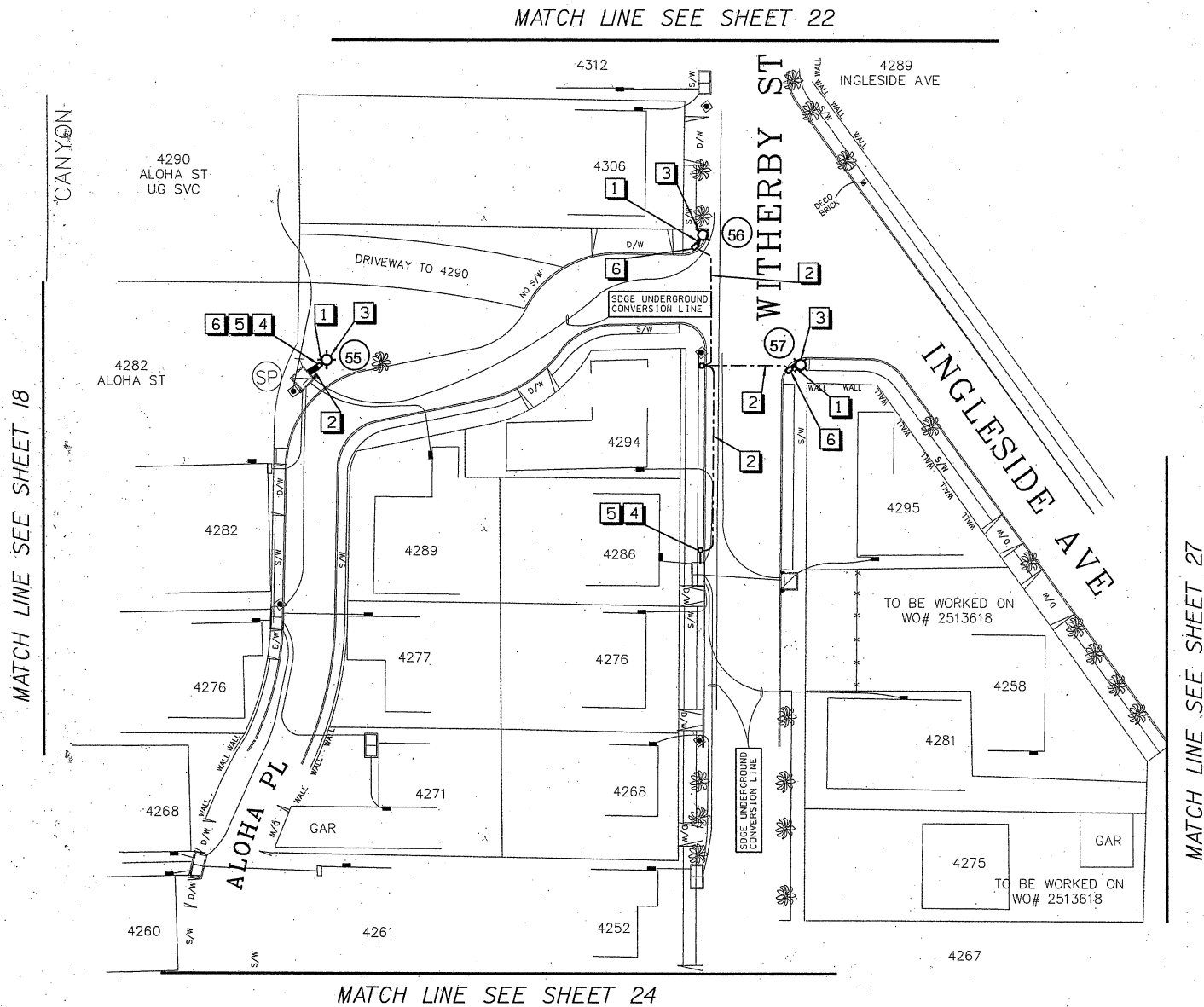
MISSION HILLS - BLOCK 2E


**CITY OF SAN DIEGO
PLANS FOR THE CONSTRUCTION OF 20SD MISSION HILLS BLOCK 2E
STREET LIGHT & CABLE**


GENERAL NOTES:
SEE SHEET 1

CONSTRUCTION NOTES:

- 1 TRENCH, FURNISH, AND INSTALL NEW 2' CONDUIT WITH 3-NO.10 WIRES AS SHOWN ON PLAN.
- 2 FURNISH AND INSTALL 3-NO.10 WIRES INTO EXISTING 2' CONDUITS AS SHOWN ON PLAN.
- 3 SEE TABLES ON SHEET 42 AND 43; AND FIXTURE DETAILS ON SHEET 2 FOR INSTALLATION AT THIS LOCATION.
- 4 SPLICE CONDUCTORS IN TO EXISTING SDG&E HANDHOLE. INSTALL 30 AMP FUSE WITH FUSE CARTRIDGE.
- 5 PULL CONDUCTORS INTO NO. 3 1/2 PULLBOX. FURNISH AND INSTALL 3/4 X 8 FEET COPPER CLAD GROUND ROD PER CALTRANS STANDARD ES-8.
- 6 FURNISH AND INSTALL 10 AMP FUSE CARTRIDGE AT EACH STREET LIGHT.
- 7 FURNISH AND INSTALL NO. 3 1/2 PULLBOX.
- 8 SALVAGE EXISTING CONCRETE POLE AND LIGHT FIXTURE.



 LABIB OUSEM, TRAFFIC ENGINEER		DATE 9/7/12
PLANS FOR THE CONSTRUCTION OF MISSION HILLS - BLOCK 2E STREET LIGHTING SYSTEM		
CITY OF SAN DIEGO, CALIFORNIA ENGINEERING AND CAPITAL PROJECTS DEPARTMENT SHEET 23 OF 43 SHEETS		#BS S1008
APPROVED BY FOR CITY ENGINEER Ahmed Abumahmud DATE 9/10/2012	SUBMITTED BY PROJECT MANAGER D. ZHANG	
DESCRIPTION ORIGINAL	BY DZ/FO	APPROVED DATE FILMED F. OJILA LANG PROJECT ENGINEER 214-1707 CCS87 COORDINATE 6268407, 1854444 CCS83 COORDINATE
CONTRACTOR INSPECTOR	DATE STARTED DATE COMPLETED	36779-23-D



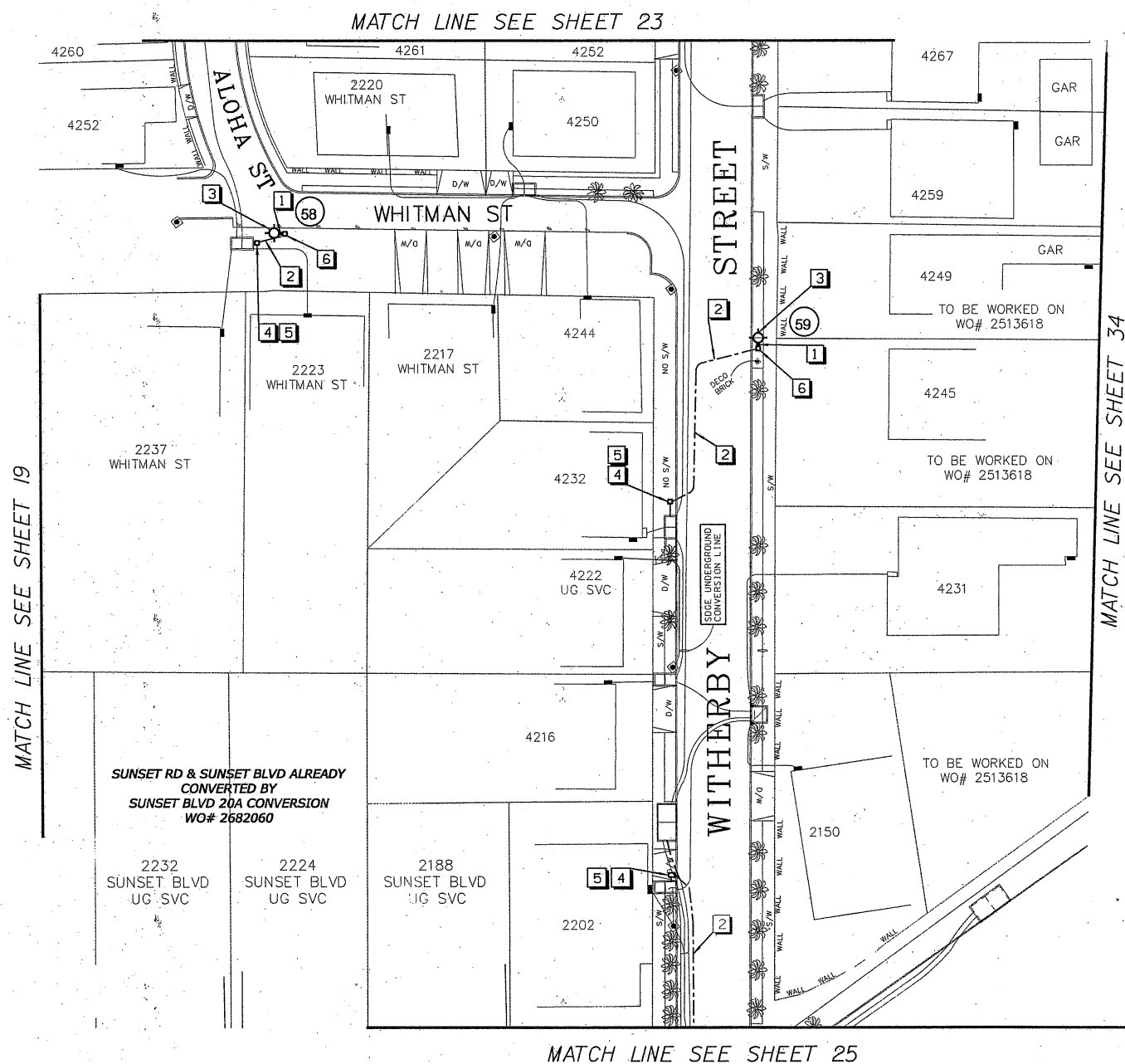
MISSION HILLS - BLOCK 2E

**CITY OF SAN DIEGO
PLANS FOR THE CONSTRUCTION OF 20SD MISSION HILLS BLOCK 2E
STREET LIGHT & CABLE**

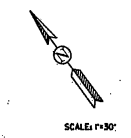
GENERAL NOTES:
SEE SHEET 1

CONSTRUCTION NOTES:


- 1 TRENCH, FURNISH, AND INSTALL NEW 2' CONDUIT WITH 3-NO. 10 WIRES AS SHOWN ON PLAN.
- 2 FURNISH AND INSTALL 3-NO. 10 WIRES INTO EXISTING 2' CONDUITS AS SHOWN ON PLAN.
- 3 SEE TABLES ON SHEET 42 AND 43; AND FIXTURE DETAILS ON SHEET 2 FOR INSTALLATION AT THIS LOCATION.
- 4 SPLICE CONDUCTORS IN TO EXISTING SDG&E HANDHOLE. INSTALL 30 AMP FUSE WITH FUSE CARTRIDGE.
- 5 PULL CONDUCTORS INTO NO. 3 1/2 PULLBOX. FURNISH AND INSTALL 3/4 X 8 FEET COPPER CLAD GROUND ROD PER CALTRANS STANDARD ES-8.
- 6 FURNISH AND INSTALL 10 AMP FUSE CARTRIDGE AT EACH STREET LIGHT.
- 7 FURNISH AND INSTALL NO. 3 1/2 PULLBOX.
- 8 SALVAGE EXISTING CONCRETE POLE AND LIGHT FIXTURE.



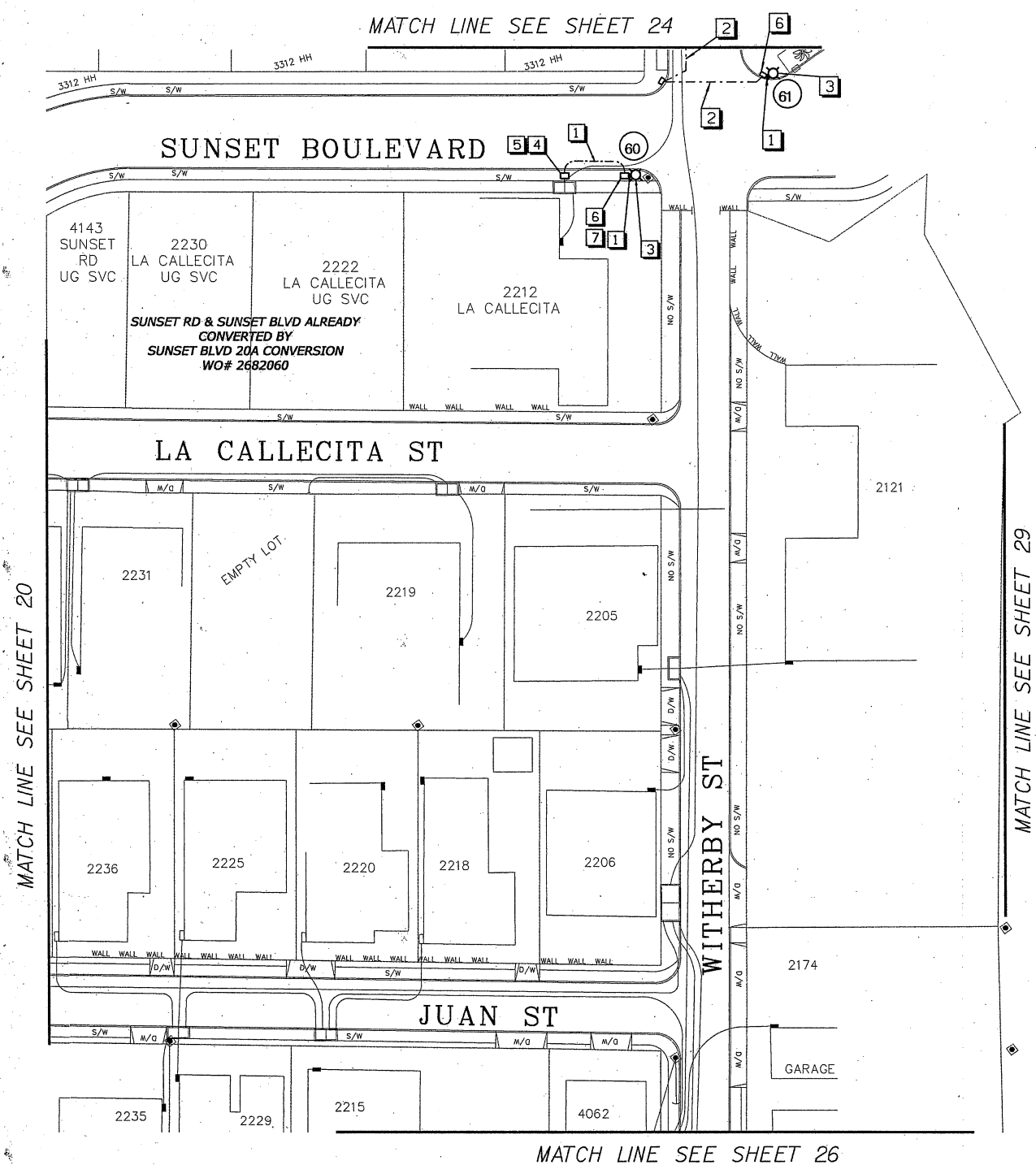
MISSION HILLS - BLOCK 2E



<p align="center"><i>Celso Oase</i> 9/7/12 LABIB OASEM, TRAFFIC ENGINEER DATE</p>											
<p align="center">PLANS FOR THE CONSTRUCTION OF MISSION HILLS - BLOCK 2E STREET LIGHTING SYSTEM</p>											
<p align="center">CITY OF SAN DIEGO, CALIFORNIA ENGINEERING AND CAPITAL PROJECTS DEPARTMENT SHEET 24 OF 43 SHEETS</p>											
<p>APPROVED BY: <i>Ahmed Aburahmeh</i> 9/10/2012 FOR CITY ENGINEER DATE</p>	<p>ISSUED BY: D. ZHANG PROJECT MANAGER</p>										
<table border="1"> <thead> <tr> <th>DESCRIPTION</th> <th>BY</th> <th>APPROVED</th> <th>DATE</th> <th>FILMED</th> </tr> </thead> <tbody> <tr> <td>ORIGINAL</td> <td>DZ/FO</td> <td></td> <td></td> <td></td> </tr> </tbody> </table>	DESCRIPTION	BY	APPROVED	DATE	FILMED	ORIGINAL	DZ/FO				<p>F. QUILALANG PROJECT ENGINEER</p>
DESCRIPTION	BY	APPROVED	DATE	FILMED							
ORIGINAL	DZ/FO										
<p>214-1707 COS27 COORDINATE 6268407, 1854444 COS88 COORDINATE</p>											
<p>CONTRACTOR _____ INSPECTOR _____</p>	<p>DATE STARTED _____ DATE COMPLETED _____</p>										
<p align="right">36779-24-D</p>											



**CITY OF SAN DIEGO
PLANS FOR THE CONSTRUCTION OF 20SD MISSION HILLS BLOCK 2E
STREET LIGHT & CABLE**



GENERAL NOTES:
SEE SHEET 1

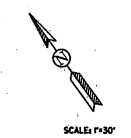
CONSTRUCTION NOTES:

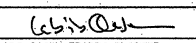

- 1 TRENCH, FURNISH, AND INSTALL NEW 2" CONDUIT WITH 3-NO.10 WIRES AS SHOWN ON PLAN.
- 2 FURNISH AND INSTALL 3-NO.10 WIRES INTO EXISTING 2" CONDUITS AS SHOWN ON PLAN.
- 3 SEE TABLES ON SHEET 42 AND 43; AND FIXTURE DETAILS ON SHEET 2 FOR INSTALLATION AT THIS LOCATION.
- 4 SPLICE CONDUCTORS IN TO EXISTING SDG&E HANDHOLE. INSTALL 30 AMP FUSE WITH FUSE CARTRIDGE.
- 5 PULL CONDUCTORS INTO NO. 3 1/2 PULLBOX. FURNISH AND INSTALL 3/4 X 8 FEET COPPER CLAD GROUND ROD PER CALTRANS STANDARD ES-8.
- 6 FURNISH AND INSTALL 10 AMP FUSE CARTRIDGE AT EACH STREET LIGHT.
- 7 FURNISH AND INSTALL NO. 3 1/2 PULLBOX.
- 8 SALVAGE EXISTING CONCRETE POLE AND LIGHT FIXTURE.

MATCH LINE SEE SHEET 20

MATCH LINE SEE SHEET 29

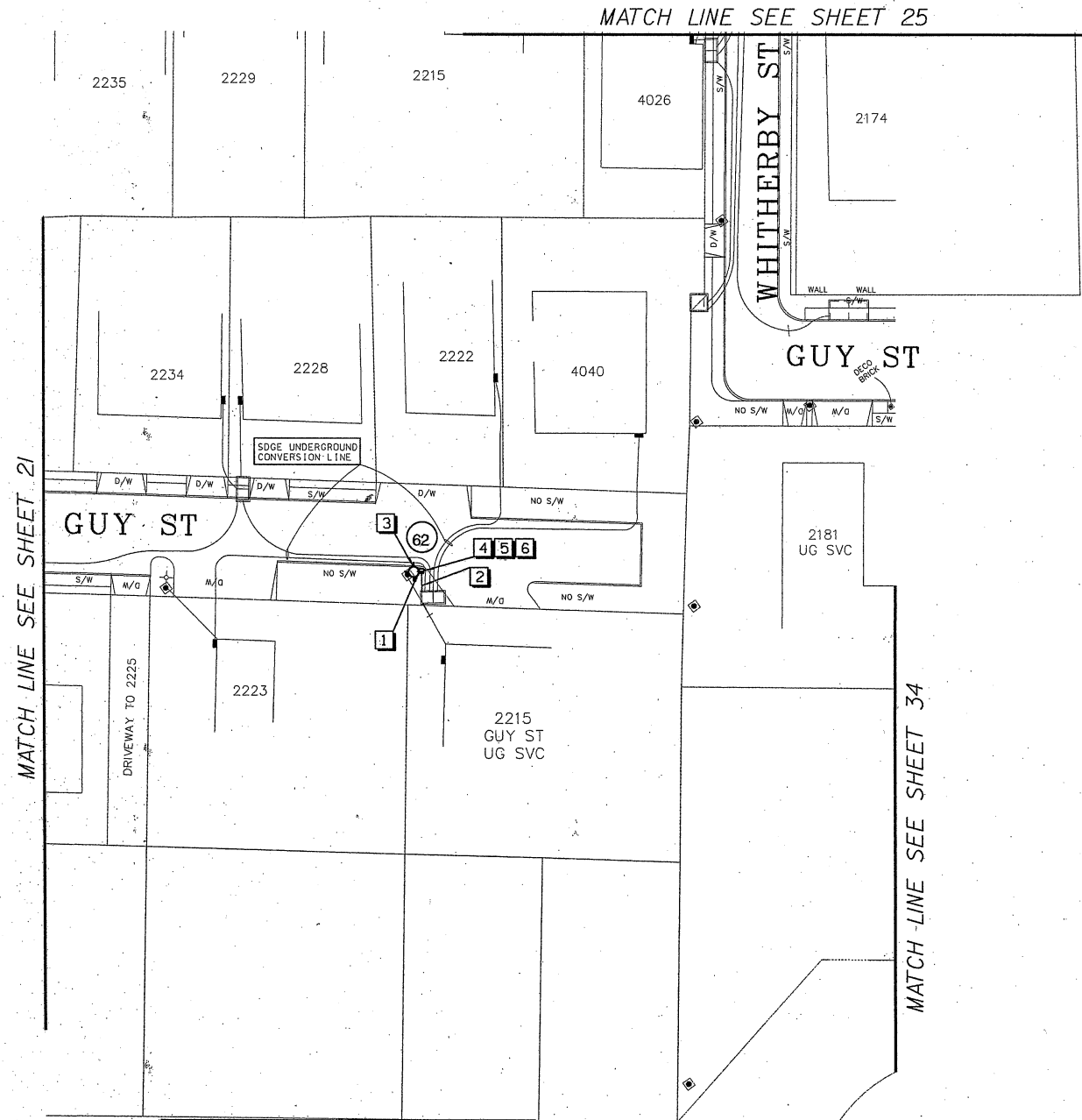
MATCH LINE SEE SHEET 26



 LABIB OUSEM, TRAFFIC ENGINEER		9/7/12 DATE
PLANS FOR THE CONSTRUCTION OF MISSION HILLS - BLOCK 2E STREET LIGHTING SYSTEM		
CITY OF SAN DIEGO, CALIFORNIA ENGINEERING AND CAPITAL PROJECTS DEPARTMENT SHEET 25 OF 43 SHEETS		WBS: S1008
APPROVED BY  FOR CITY ENGINEER	DATE 9/10/2012	SUBMITTED BY D. ZHANG PROJECT MANAGER
DESCRIPTION ORIGINAL	BY DZ/FO	PROJECT ENGINEER F. OJILA LANG
APPROVED DATE	FILMED	214-1707 CCS27 COORDINATE 6268407, 1854444 CCS88 COORDINATE
CONTRACTOR	DATE STARTED	36779-25-D
INSPECTOR	DATE COMPLETED	

MISSION HILLS - BLOCK 2E

**CITY OF SAN DIEGO
PLANS FOR THE CONSTRUCTION OF 20SD MISSION HILLS BLOCK 2E
STREET LIGHT & CABLE**





GENERAL NOTES:
SEE SHEET 1

CONSTRUCTION NOTES:

- 1 TRENCH, FURNISH, AND INSTALL NEW 2" CONDUIT WITH 3-NO. 10 WIRES AS SHOWN ON PLAN.
- 2 FURNISH AND INSTALL 3-NO. 10 WIRES INTO EXISTING 2" CONDUITS AS SHOWN ON PLAN.
- 3 SEE TABLES ON SHEET 42 AND 43; AND FIXTURE DETAILS ON SHEET 2 FOR INSTALLATION AT THIS LOCATION.
- 4 SPLICE CONDUCTORS IN TO EXISTING SDG&E HANDHOLE. INSTALL 30 AMP FUSE WITH FUSE CARTRIDGE.
- 5 PULL CONDUCTORS INTO NO. 3 1/2 PULL-BOX. FURNISH AND INSTALL 3/4 X 8 FEET COPPER CLAD GROUND ROD PER CALTRANS STANDARD ES-8.
- 6 FURNISH AND INSTALL 10 AMP FUSE CARTRIDGE AT EACH STREET LIGHT.
- 7 FURNISH AND INSTALL NO. 3 1/2 PULL-BOX.
- 8 SALVAGE EXISTING CONCRETE POLE AND LIGHT FIXTURE.



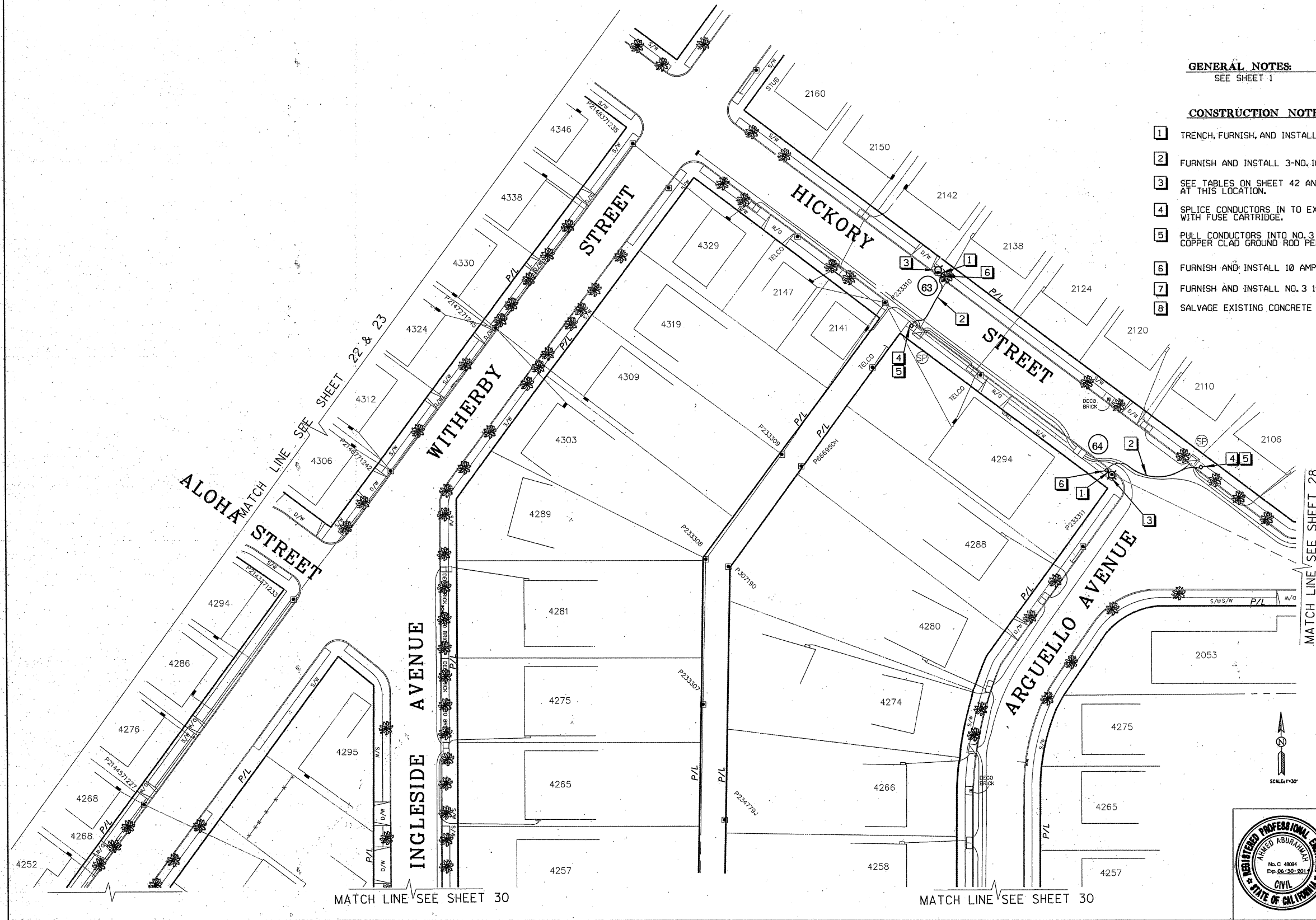
SCALE: 1"=30'

 LABIB GASEM, TRAFFIC ENGINEER		9/7/12 DATE
PLANS FOR THE CONSTRUCTION OF MISSION HILLS - BLOCK 2E STREET LIGHTING SYSTEM		
CITY OF SAN DIEGO, CALIFORNIA ENGINEERING AND CAPITAL PROJECTS DEPARTMENT SHEET 26 OF 43 SHEETS		WBS: SI1008
APPROVED BY:  FOR CITY ENGINEER	9/10/2012 DATE	SUBMITTED BY: D. ZHANG PROJECT MANAGER
DESCRIPTION ORIGINAL	BY DZ/FO	APPROVED DATE FILMED F. QUILALANG PROJECT ENGINEER
		210-1707 CCS27 COORDINATE 6268407, 1850444 CCS83 COORDINATE
CONTRACTOR INSPECTOR	DATE STARTED DATE COMPLETED	36779-26-D



MISSION HILLS - BLOCK 2E


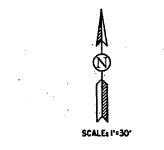
**CITY OF SAN DIEGO
PLANS FOR THE CONSTRUCTION OF 20SD MISSION HILLS BLOCK 2E
STREET LIGHT & CABLE**





GENERAL NOTES:
SEE SHEET 1

CONSTRUCTION NOTES:

- 1 TRENCH, FURNISH, AND INSTALL NEW 2" CONDUIT WITH 3-NO. 10 WIRES AS SHOWN ON PLAN.
- 2 FURNISH AND INSTALL 3-NO. 10 WIRES INTO EXISTING 2" CONDUITS AS SHOWN ON PLAN.
- 3 SEE TABLES ON SHEET 42 AND 43; AND FIXTURE DETAILS ON SHEET 2 FOR INSTALLATION AT THIS LOCATION.
- 4 SPLICE CONDUCTORS IN TO EXISTING SDG&E HANDHOLE. INSTALL 30 AMP FUSE WITH FUSE CARTRIDGE.
- 5 PULL CONDUCTORS INTO NO. 3 1/2 PULLBOX, FURNISH AND INSTALL 3/4 X 8 FEET COPPER CLAD GROUND ROD PER CALTRANS STANDARD ES-8.
- 6 FURNISH AND INSTALL 10 AMP FUSE CARTRIDGE AT EACH STREET LIGHT.
- 7 FURNISH AND INSTALL NO. 3 1/2 PULLBOX.
- 8 SALVAGE EXISTING CONCRETE POLE AND LIGHT FIXTURE.



 LABIB GASEEM, TRAFFIC ENGINEER		9/7/12 DATE
PLANS FOR THE CONSTRUCTION OF MISSION HILLS - BLOCK 2E STREET LIGHTING SYSTEM		
CITY OF SAN DIEGO, CALIFORNIA ENGINEERING AND CAPITAL PROJECTS DEPARTMENT SHEET 27 OF 43 SHEETS		NBS - S11008
APPROVED BY:  FOR CITY ENGINEER	DATE: 9/10/2012	SUBMITTED BY: D. ZHANG PROJECT MANAGER
DESCRIPTION: ORIGINAL	BY: DZ/FG	PROJECT ENGINEER: F. QUILALANG 214-1707 CCS27 COORDINATE: 6268407, 1854444 CCS28 COORDINATE
CONTRACTOR: INSPECTOR:	DATE STARTED: DATE COMPLETED:	36779-27-D

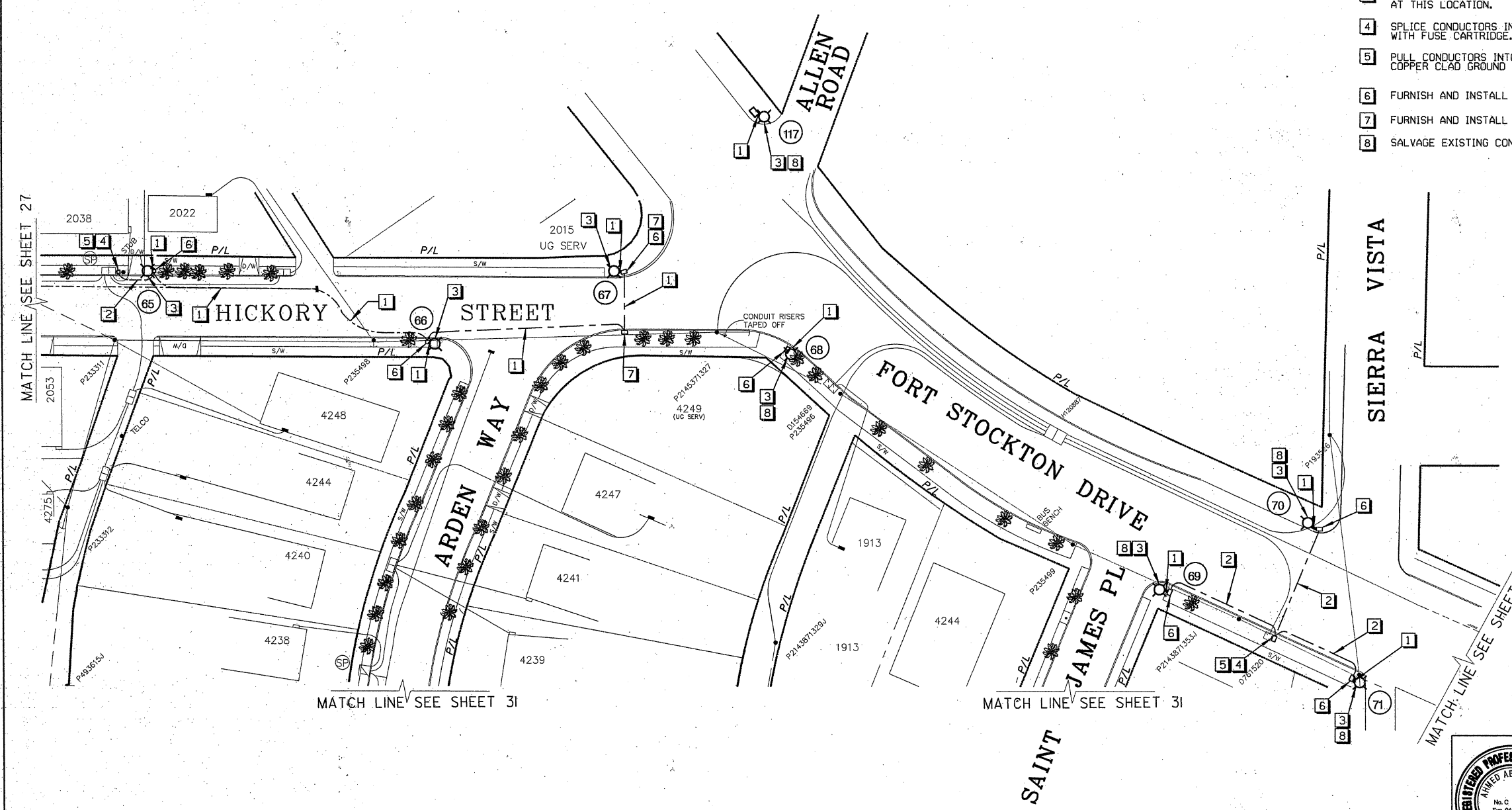
MISSION HILLS - BLOCK 2E

CITY OF SAN DIEGO PLANS FOR THE CONSTRUCTION OF 20SD MISSION HILLS BLOCK 2E STREET LIGHT & CABLE

GENERAL NOTES:
SEE SHEET 1

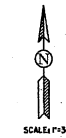

CONSTRUCTION NOTES:

- 1 TRENCH, FURNISH, AND INSTALL NEW 2" CONDUIT WITH 3-NO. 10 WIRES AS SHOWN ON PLAN.
- 2 FURNISH AND INSTALL 3-NO. 10 WIRES INTO EXISTING 2" CONDUITS AS SHOWN ON PLAN.
- 3 SEE TABLES ON SHEET 42 AND 43; AND FIXTURE DETAILS ON SHEET 2 FOR INSTALLATION AT THIS LOCATION.
- 4 SPLICE CONDUCTORS IN TO EXISTING SDG&E HANDHOLE. INSTALL 30 AMP FUSE WITH FUSE CARTRIDGE.
- 5 PULL CONDUCTORS INTO NO. 3 1/2 PULLBOX. FURNISH AND INSTALL 3/4 X 8 FEET COPPER CLAD GROUND ROD PER CALTRANS STANDARD ES-8.
- 6 FURNISH AND INSTALL 10 AMP FUSE CARTRIDGE AT EACH STREET LIGHT.
- 7 FURNISH AND INSTALL NO. 3 1/2 PULLBOX.
- 8 SALVAGE EXISTING CONCRETE POLE AND LIGHT FIXTURE.

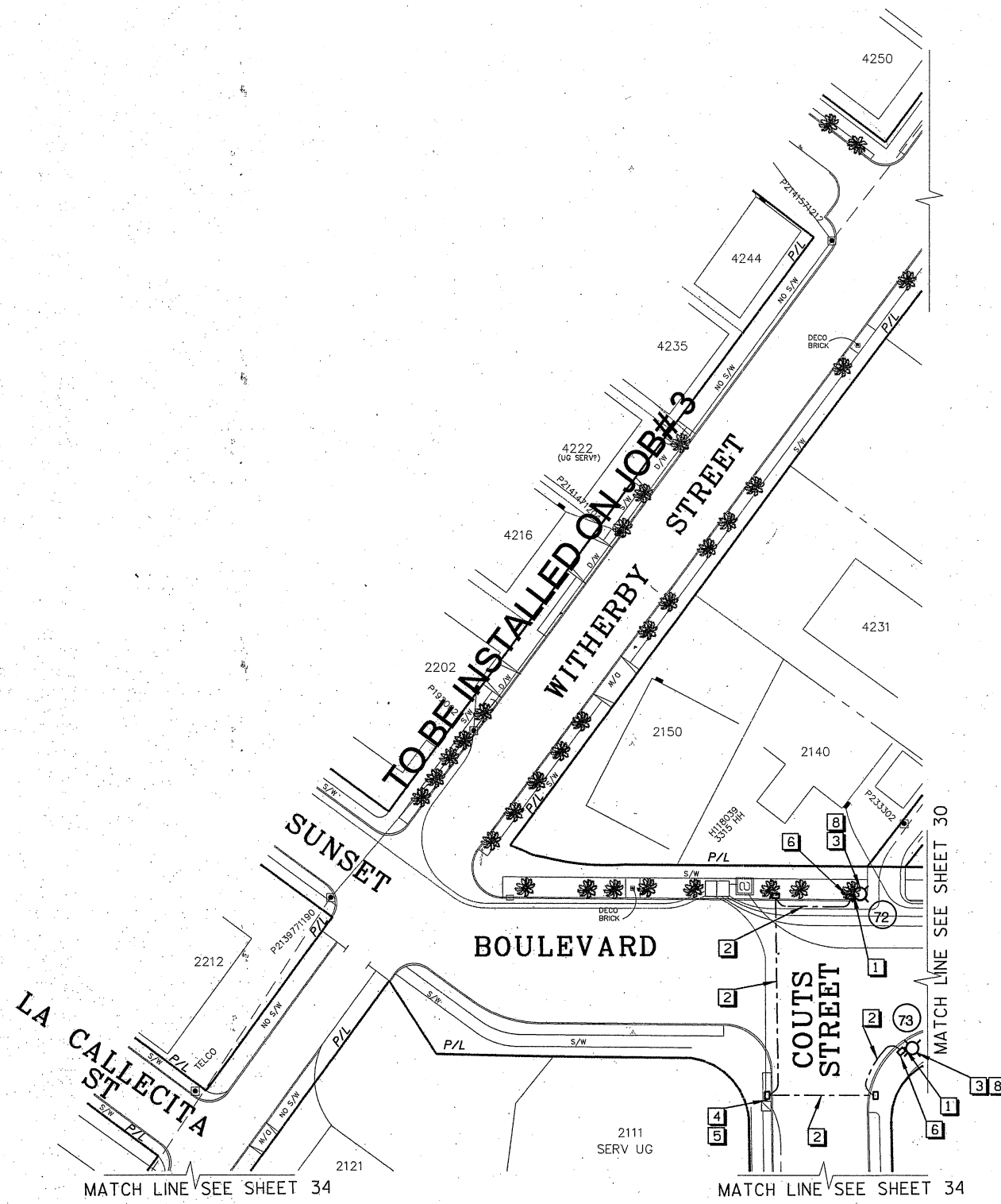


MISSION HILLS - BLOCK 2E

 LABIB OUSEM, TRAFFIC ENGINEER		9/7/12 DATE
PLANS FOR THE CONSTRUCTION OF MISSION HILLS - BLOCK 2E STREET LIGHTING SYSTEM		
CITY OF SAN DIEGO, CALIFORNIA ENGINEERING AND CAPITAL PROJECTS DEPARTMENT SHEET 28 OF 43 SHEETS		WBS: SI008
APPROVED BY: FOR CITY ENGINEER		DATED: 9/10/2012 PROJECT MANAGER: D. ZHANG
DESCRIPTION: ORIGINAL	BY: DZ/FO	APPROVED: [] DATE: [] FILMED: []
PROJECT ENGINEER: F. OUILALANG		214-1713 CCS27 COORDINATE: 6274407, 1B54444 CCS88 COORDINATE: 36779-28-D
CONTRACTOR: _____ INSPECTOR: _____	DATE STARTED: _____ DATE COMPLETED: _____	36779-28-D



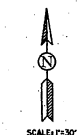
**CITY OF SAN DIEGO
PLANS FOR THE CONSTRUCTION OF 20SD MISSION HILLS BLOCK 2E
STREET LIGHT & CABLE**



GENERAL NOTES:
SEE SHEET 1

CONSTRUCTION NOTES:

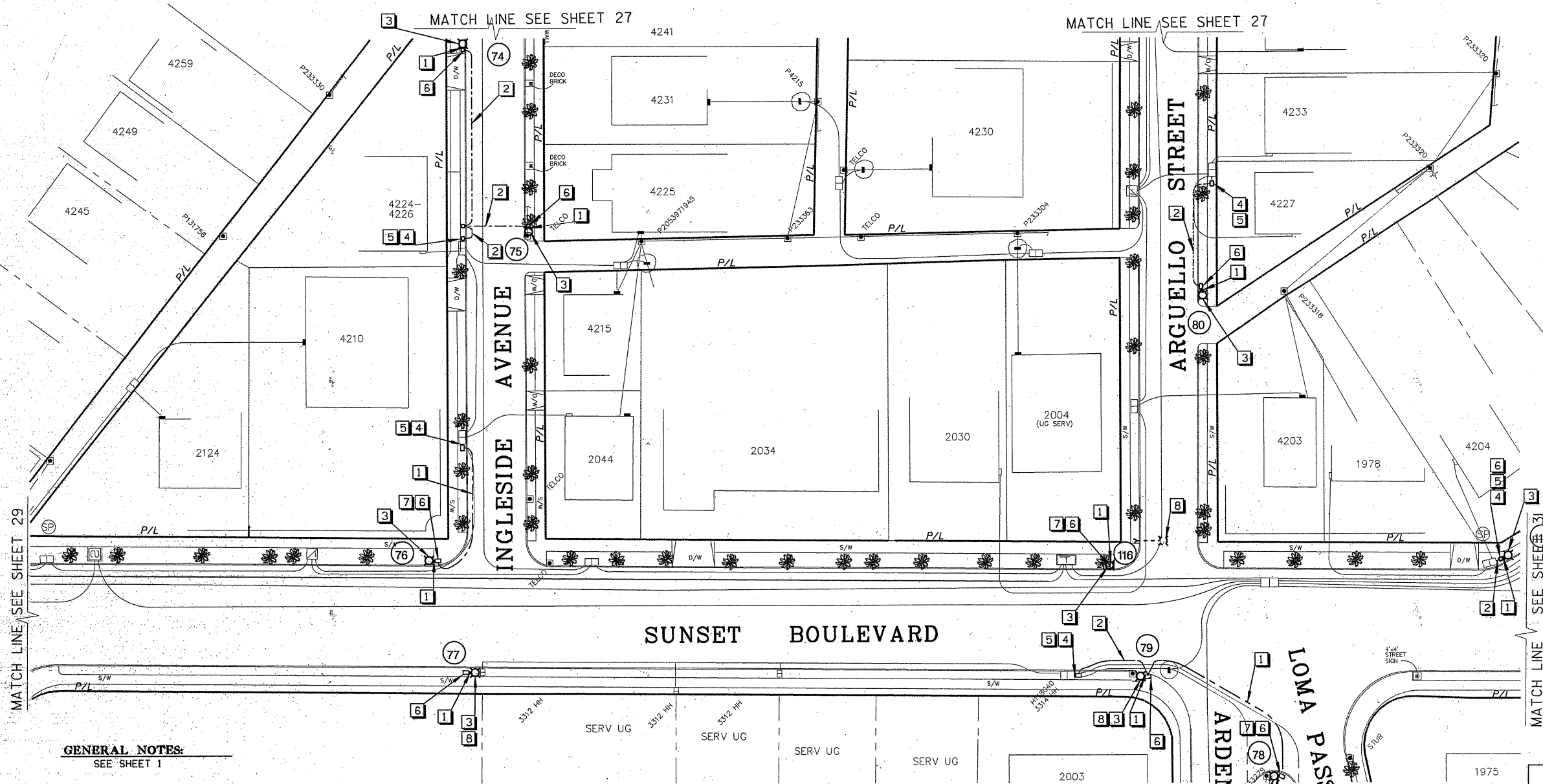
- 1 TRENCH, FURNISH, AND INSTALL NEW 2" CONDUIT WITH 3-NO. 10 WIRES AS SHOWN ON PLAN.
- 2 FURNISH AND INSTALL 3-NO. 10 WIRES INTO EXISTING 2" CONDUITS AS SHOWN ON PLAN.
- 3 SEE TABLES ON SHEET 42 AND 43; AND FIXTURE DETAILS ON SHEET 2 FOR INSTALLATION AT THIS LOCATION.
- 4 SPLICE CONDUCTORS IN TO EXISTING SDG&E HANDHOLE. INSTALL 30 AMP FUSE WITH FUSE CARTRIDGE.
- 5 PULL CONDUCTORS INTO NO. 3 1/2 PULLBOX, FURNISH AND INSTALL 3/4 X 8 FEET COPPER CLAD GROUND ROD PER CALTRANS STANDARD ES-8.
- 6 FURNISH AND INSTALL 10 AMP FUSE CARTRIDGE AT EACH STREET LIGHT.
- 7 FURNISH AND INSTALL NO. 3 1/2 PULLBOX.
- 8 SALVAGE EXISTING CONCRETE POLE AND LIGHT FIXTURE.



<i>Labib Ouse</i> LABIB OUSEM, TRAFFIC ENGINEER		9/7/12 DATE
PLANS FOR THE CONSTRUCTION OF MISSION HILLS - BLOCK 2E STREET LIGHTING SYSTEM		
CITY OF SAN DIEGO, CALIFORNIA ENGINEERING AND CAPITAL PROJECTS DEPARTMENT SHEET 29 OF 43 SHEETS		#BS S1008
APPROVED BY <i>Ahmed Aburajab</i> FOR CITY ENGINEER	DATE 9/10/2012	DRAWN BY D. ZHANG PROJECT MANAGER
DESCRIPTION ORIGINAL	BY DZ/FO	APPROVED DATE FILMED F. OUILALANG PROJECT ENGINEER
		210-1707 CCS87 COORDINATE 6268407, 1850444 CCS88 COORDINATE
CONTRACTOR INSPECTOR	DATE STARTED DATE COMPLETED	36779-29-D

MISSION HILLS - BLOCK 2E


**CITY OF SAN DIEGO
PLANS FOR THE CONSTRUCTION OF 20SD MISSION HILLS BLOCK 2E
STREET LIGHT & CABLE**




GENERAL NOTES:
SEE SHEET 1

CONSTRUCTION NOTES:

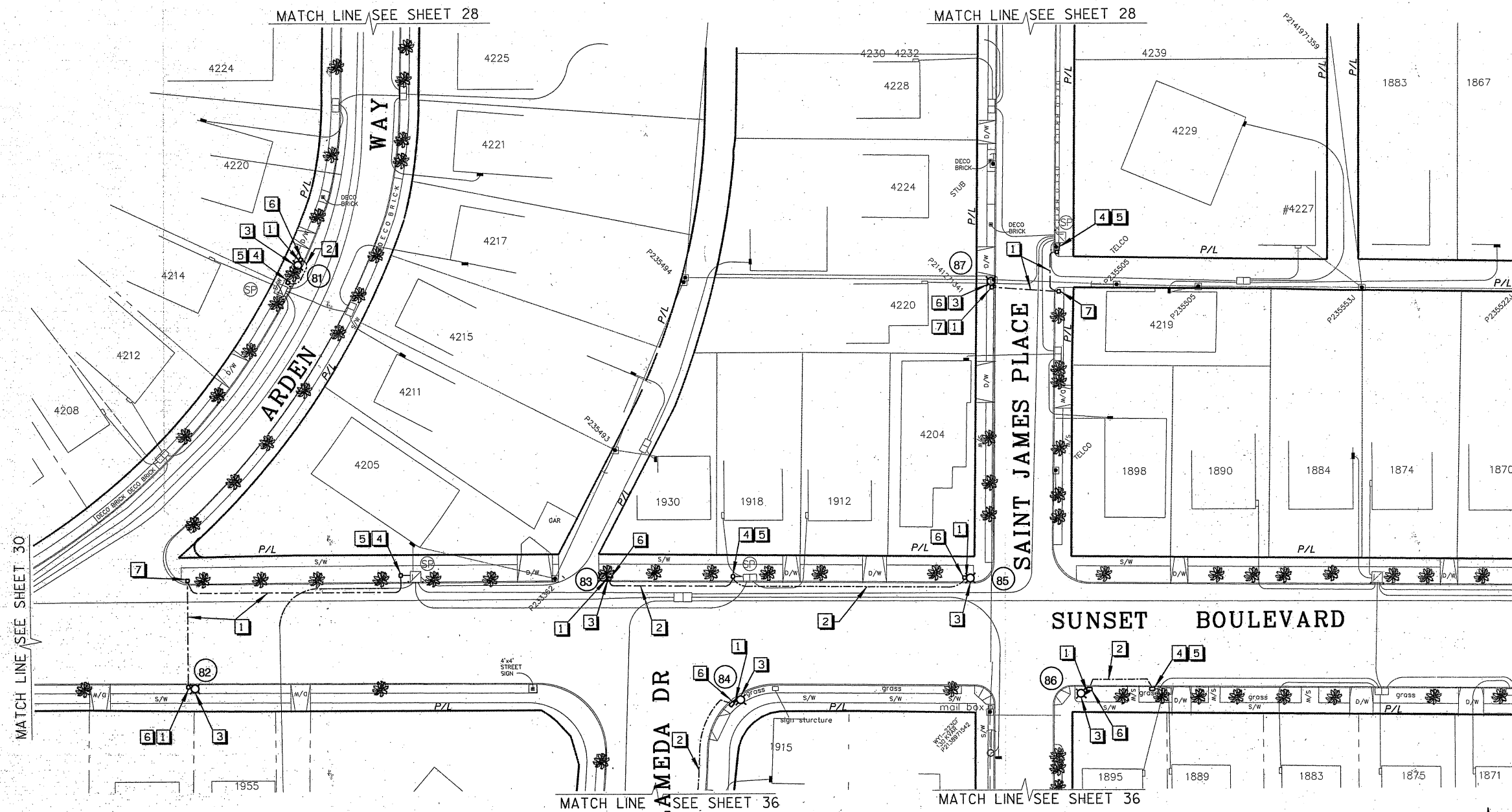
- 1 TRENCH, FURNISH, AND INSTALL NEW 2" CONDUIT WITH 3-NO. 10 WIRES AS SHOWN ON PLAN.
- 2 FURNISH AND INSTALL 3-NO. 10 WIRES INTO EXISTING 2" CONDUITS AS SHOWN ON PLAN.
- 3 SEE TABLES ON SHEET 42 AND 43; AND FIXTURE DETAILS ON SHEET 2 FOR INSTALLATION AT THIS LOCATION.
- 4 SPLICE CONDUCTORS IN TO EXISTING SDG&E HANDHOLE. INSTALL 30 AMP FUSE WITH FUSE CARTRIDGE.
- 5 PULL CONDUCTORS INTO NO. 3 1/2 PULLBOX, FURNISH AND INSTALL 3/4 X 8 FEET COPPER CLAD GROUND ROD PER CALTRANS STANDARD ES-8.
- 6 FURNISH AND INSTALL 10 AMP FUSE CARTRIDGE AT EACH STREET LIGHT.
- 7 FURNISH AND INSTALL NO. 3 1/2 PULLBOX.
- 8 SALVAGE EXISTING CONCRETE POLE AND LIGHT FIXTURE.



 LABIB GASEEM, TRAFFIC ENGINEER		9/7/12 DATE
PLANS FOR THE CONSTRUCTION OF MISSION HILLS - BLOCK 2E STREET LIGHTING SYSTEM		
CITY OF SAN DIEGO, CALIFORNIA ENGINEERING AND CAPITAL PROJECTS DEPARTMENT SHEET 30 OF 43 SHEETS		WBS: SIIQ08
FOR CITY ENGINEER Ahmed Aburahmah DATE: 9/10/2012	PROJECT MANAGER D. ZHANG	
DESCRIPTION ORIGINAL	BY DZ/FO	APPROVED DATE FILMED
PROJECT ENGINEER F. QUILALANG		
214-1707 CCS27 COORDINATE 6268407, 1854444 CCS83 COORDINATE		
CONTRACTOR INSPECTOR	DATE STARTED DATE COMPLETED	36779-30-D

MISSION HILLS - BLOCK 2E


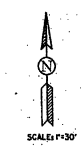
**CITY OF SAN DIEGO
PLANS FOR THE CONSTRUCTION OF 20SD MISSION HILLS BLOCK 2E
STREET LIGHT & CABLE**





GENERAL NOTES:
SEE SHEET 1

CONSTRUCTION NOTES:

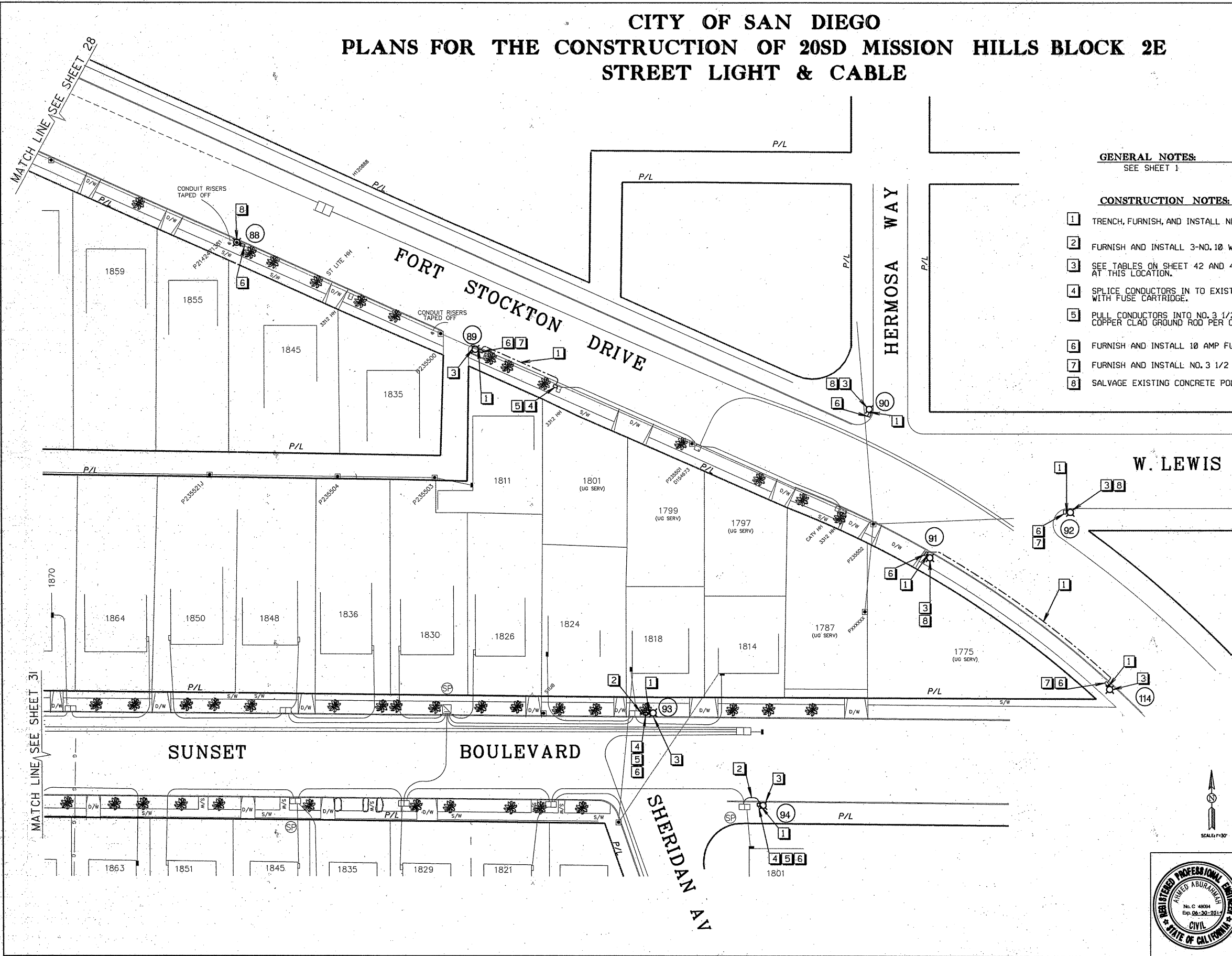
- 1 TRENCH, FURNISH, AND INSTALL NEW 2" CONDUIT WITH 3-NO. 10 WIRES AS SHOWN ON PLAN.
- 2 FURNISH AND INSTALL 3-NO. 10 WIRES INTO EXISTING 2" CONDUITS AS SHOWN ON PLAN.
- 3 SEE TABLES ON SHEET 42 AND 43; AND FIXTURE DETAILS ON SHEET 2 FOR INSTALLATION AT THIS LOCATION.
- 4 SPLICE CONDUCTORS IN TO EXISTING SDG&E HANDHOLE. INSTALL 30 AMP FUSE WITH FUSE CARTRIDGE.
- 5 PULL CONDUCTORS INTO NO. 3 1/2 PULLBOX, FURNISH AND INSTALL 3/4 X 8 FEET COPPER CLAD GROUND ROD PER CALTRANS STANDARD ES-8.
- 6 FURNISH AND INSTALL 10 AMP FUSE CARTRIDGE AT EACH STREET LIGHT.
- 7 FURNISH AND INSTALL NO. 3 1/2 PULLBOX.
- 8 SALVAGE EXISTING CONCRETE POLE AND LIGHT FIXTURE.



 LABIB OUSEM, TRAFFIC ENGINEER		9/17/12 DATE
PLANS FOR THE CONSTRUCTION OF MISSION HILLS - BLOCK 2E STREET LIGHTING SYSTEM		
CITY OF SAN DIEGO, CALIFORNIA ENGINEERING AND CAPITAL PROJECTS DEPARTMENT SHEET 31 OF 43 SHEETS		WBS - S1008
FOR CITY ENGINEER 	9/16/2012 DATE	D. ZHANG PROJECT MANAGER
DESCRIPTION ORIGINAL	BY DZ/FO	APPROVED F. OJILALANG PROJECT ENGINEER
	DATE 214-1713 CSST COORDINATE	6274407, 1854444 CS88 COORDINATE
CONTRACTOR INSPECTOR	DATE STARTED DATE COMPLETED	36779-31-D

MISSION HILLS - BLOCK 2E

**CITY OF SAN DIEGO
PLANS FOR THE CONSTRUCTION OF 20SD MISSION HILLS BLOCK 2E
STREET LIGHT & CABLE**



GENERAL NOTES:
SEE SHEET 1

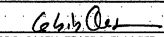

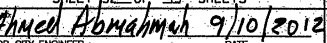
CONSTRUCTION NOTES:


- 1 TRENCH, FURNISH, AND INSTALL NEW 2" CONDUIT WITH 3-NO. 10 WIRES AS SHOWN ON PLAN.
- 2 FURNISH AND INSTALL 3-NO. 10 WIRES INTO EXISTING 2" CONDUITS AS SHOWN ON PLAN.
- 3 SEE TABLES ON SHEET 42 AND 43; AND FIXTURE DETAILS ON SHEET 2 FOR INSTALLATION AT THIS LOCATION.
- 4 SPLICE CONDUCTORS IN TO EXISTING SDG&E HANDHOLE. INSTALL 30 AMP FUSE WITH FUSE CARTRIDGE.
- 5 PULL CONDUCTORS INTO NO. 3 1/2 PULLBOX. FURNISH AND INSTALL 3/4 X 8 FEET COPPER CLAD GROUND ROD PER CALTRANS STANDARD ES-B.
- 6 FURNISH AND INSTALL 10 AMP FUSE CARTRIDGE AT EACH STREET LIGHT.
- 7 FURNISH AND INSTALL NO. 3 1/2 PULLBOX.
- 8 SALVAGE EXISTING CONCRETE POLE AND LIGHT FIXTURE.

MATCH LINE SEE SHEET 31

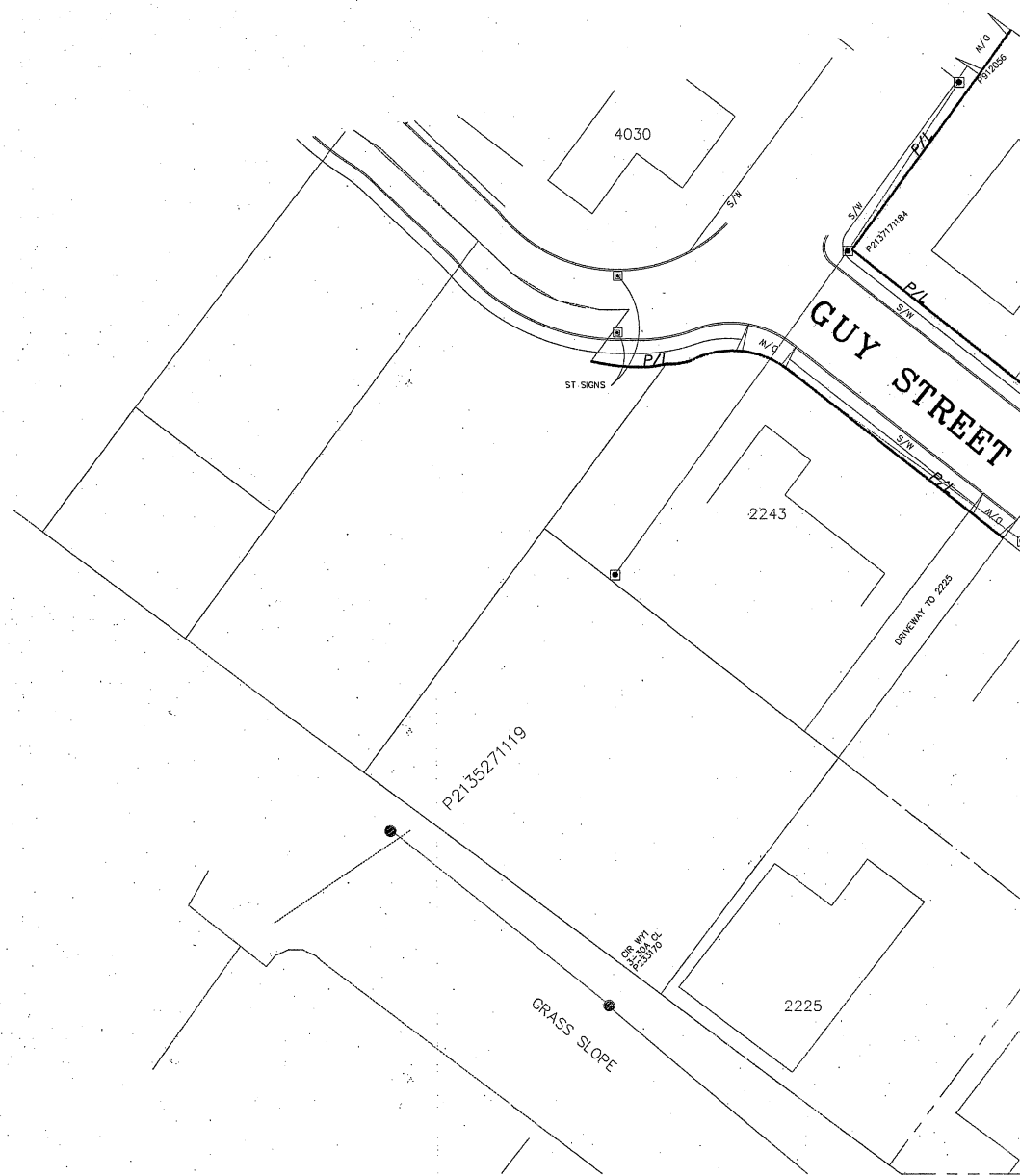
MATCH LINE SEE SHEET 28

MISSION HILLS - BLOCK 2E


 LABIB OASEEM, TRAFFIC ENGINEER		 DATE
PLANS FOR THE CONSTRUCTION OF MISSION HILLS - BLOCK 2E STREET LIGHTING SYSTEM		
CITY OF SAN DIEGO, CALIFORNIA ENGINEERING AND CAPITAL PROJECTS DEPARTMENT SHEET 32 OF 43 SHEETS		WBS: S1008
APPROVED BY:  FOR CITY ENGINEER:		DATE: 9/10/2012
DESCRIPTION: ORIGINAL	BY: DZ/FO	APPROVED:
PROJECT ENGINEER: F. QUILALANG	PROJECT ENGINEER: F. QUILALANG	PROJECT ENGINEER: F. QUILALANG
CCS87 COORDINATE: 214-1713	CCS87 COORDINATE: 6274407, 1854444	CCS88 COORDINATE: 36779-32-D
CONTRACTOR:	DATE STARTED:	DATE COMPLETED:
INSPECTOR:	DATE STARTED:	DATE COMPLETED:



**CITY OF SAN DIEGO
PLANS FOR THE CONSTRUCTION OF 20SD MISSION HILLS BLOCK 2E
STREET LIGHT & CABLE**



NO LOCATIONS ON THIS PAGE
ALL AREA ON THIS SHEET HAS ALREADY BEEN DONE BY PREVIOUS CONVERSIONS



SCALE: 1"=50'

Labib Oaseem
LABIB OASEEM, TRAFFIC ENGINEER

9/7/12
DATE

PLANS FOR THE CONSTRUCTION OF
MISSION HILLS - BLOCK 2E
STREET LIGHTING SYSTEM

CITY OF SAN DIEGO, CALIFORNIA ENGINEERING AND CAPITAL PROJECTS DEPARTMENT SHEET 33 OF 43 SHEETS		NO. S11008
FOR CITY ENGINEER <i>Amjed Abraham</i>	DATE 9/10/2012	APPROVED BY D. ZHANG PROJECT MANAGER
DESCRIPTION ORIGINAL	BY DZ/FO	APPROVED F. QUILALANG PROJECT ENGINEER
		210-1707 COSBY COORDINATE
		6268407, 1850444 COSBY COORDINATE
CONTRACTOR	DATE STARTED	36779-33-D
INSPECTOR	DATE COMPLETED	



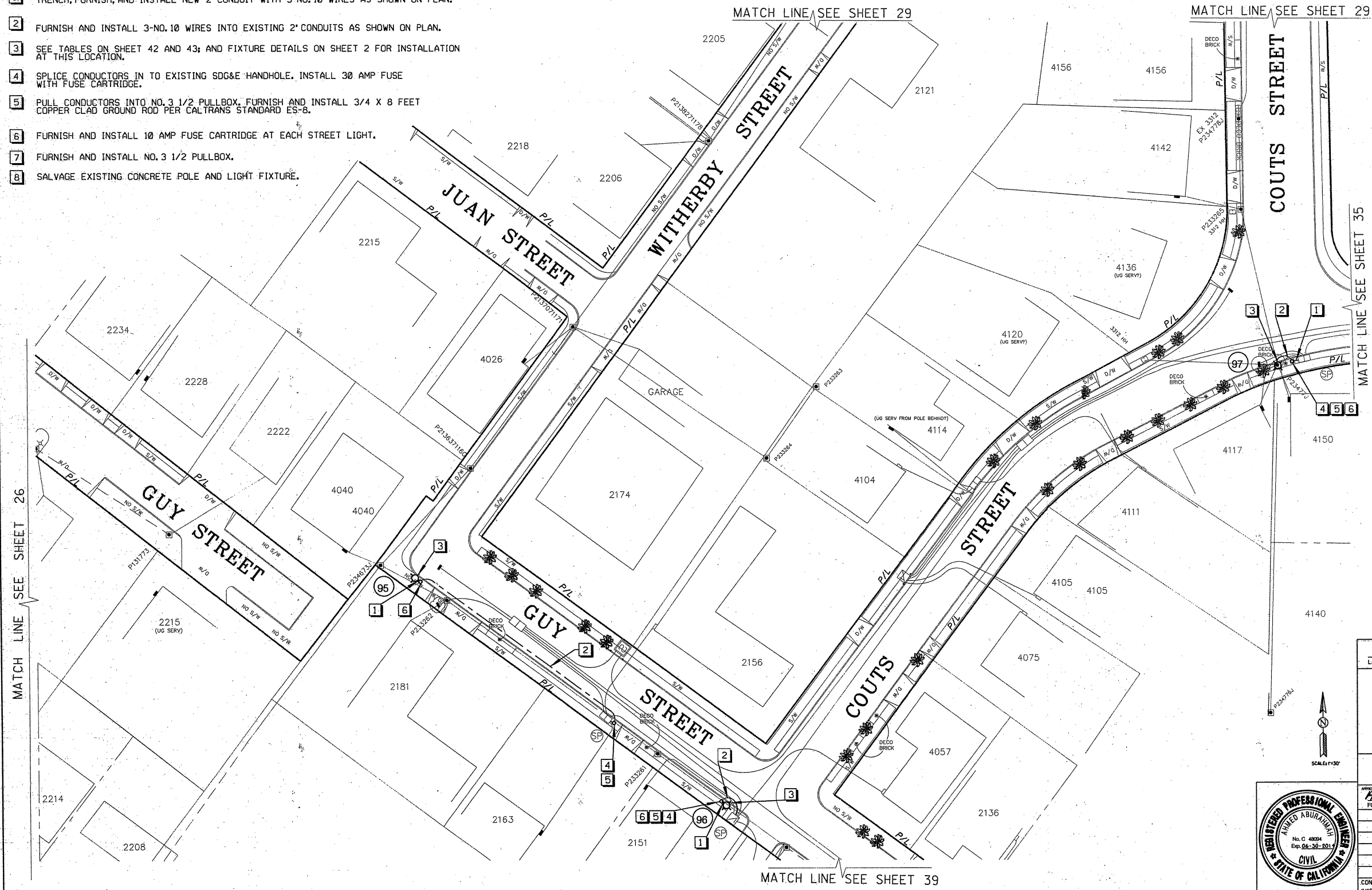
MISSION HILLS - BLOCK 2E


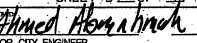
**CITY OF SAN DIEGO
PLANS FOR THE CONSTRUCTION OF 20SD MISSION HILLS BLOCK 2E
STREET LIGHT & CABLE**


GENERAL NOTES:
SEE SHEET 1

CONSTRUCTION NOTES:

- 1 TRENCH, FURNISH, AND INSTALL NEW 2" CONDUIT WITH 3-NO. 10 WIRES AS SHOWN ON PLAN.
- 2 FURNISH AND INSTALL 3-NO. 10 WIRES INTO EXISTING 2" CONDUITS AS SHOWN ON PLAN.
- 3 SEE TABLES ON SHEET 42 AND 43; AND FIXTURE DETAILS ON SHEET 2 FOR INSTALLATION AT THIS LOCATION.
- 4 SPLICE CONDUCTORS IN TO EXISTING SDG&E HANDHOLE. INSTALL 30 AMP FUSE WITH FUSE CARTRIDGE.
- 5 PULL CONDUCTORS INTO NO. 3 1/2 PULLBOX. FURNISH AND INSTALL 3/4 X 8 FEET COPPER CLAD GROUND ROD PER CALTRANS STANDARD ES-8.
- 6 FURNISH AND INSTALL 10 AMP FUSE CARTRIDGE AT EACH STREET LIGHT.
- 7 FURNISH AND INSTALL NO. 3 1/2 PULLBOX.
- 8 SALVAGE EXISTING CONCRETE POLE AND LIGHT FIXTURE.



 LABIB OASEEM, TRAFFIC ENGINEER DATE: 9/7/12	
PLANS FOR THE CONSTRUCTION OF MISSION HILLS - BLOCK 2E STREET LIGHTING SYSTEM	
CITY OF SAN DIEGO, CALIFORNIA ENGINEERING AND CAPITAL PROJECTS DEPARTMENT SHEET 34 OF 43 SHEETS WBS: S1008	
APPROVED BY:  AHMED ABURAMH, 9/10/2012 FOR CITY ENGINEER	AWARDED BY: D. ZHANG PROJECT MANAGER
DESCRIPTION: ORIGINAL	BY: DZ/FO
APPROVED:	DATE:
FILMED:	PROJECT ENGINEER: F. QUILALANG
COORDINATE: 210-1707	COORDINATE: 6268407, 1850444
CONTRACTOR:	DATE STARTED:
INSPECTOR:	DATE COMPLETED: 36779-34-D



MISSION HILLS - BLOCK 2E

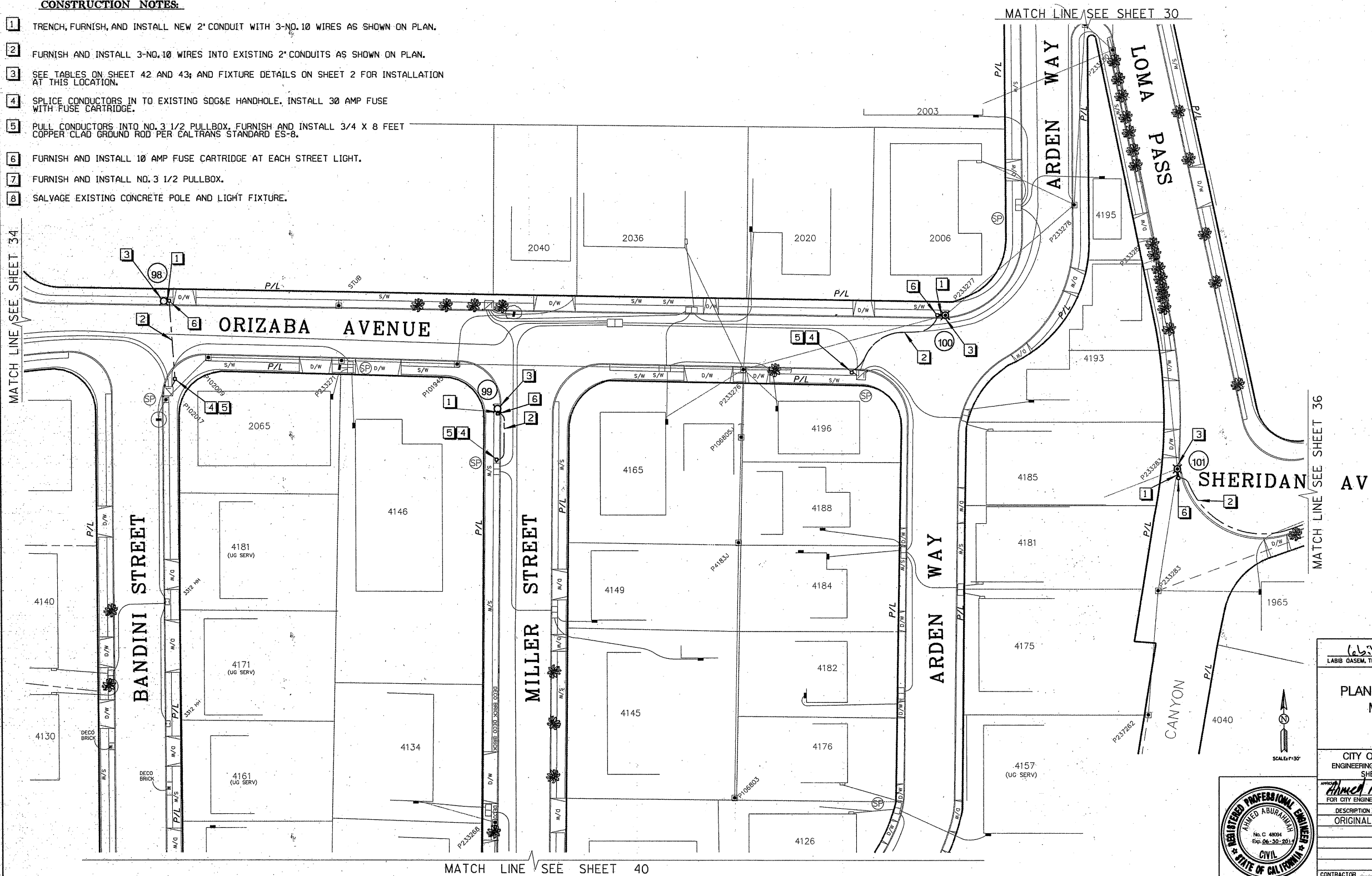
CITY OF SAN DIEGO


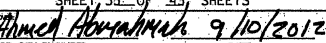
PLANS FOR THE CONSTRUCTION OF 20SD MISSION HILLS BLOCK 2E STREET LIGHT & CABLE


GENERAL NOTES:
SEE SHEET 1

CONSTRUCTION NOTES:

- 1 TRENCH, FURNISH, AND INSTALL NEW 2" CONDUIT WITH 3-NO. 10 WIRES AS SHOWN ON PLAN.
- 2 FURNISH AND INSTALL 3-NO. 10 WIRES INTO EXISTING 2" CONDUITS AS SHOWN ON PLAN.
- 3 SEE TABLES ON SHEET 42 AND 43; AND FIXTURE DETAILS ON SHEET 2 FOR INSTALLATION AT THIS LOCATION.
- 4 SPLICE CONDUCTORS IN TO EXISTING SDG&E HANDHOLE. INSTALL 30 AMP FUSE WITH FUSE CARTRIDGE.
- 5 PULL CONDUCTORS INTO NO. 3 1/2 PULLBOX. FURNISH AND INSTALL 3/4 X 8 FEET COPPER CLAD GROUND ROD PER CALTRANS STANDARD ES-8.
- 6 FURNISH AND INSTALL 10 AMP FUSE CARTRIDGE AT EACH STREET LIGHT.
- 7 FURNISH AND INSTALL NO. 3 1/2 PULLBOX.
- 8 SALVAGE EXISTING CONCRETE POLE AND LIGHT FIXTURE.

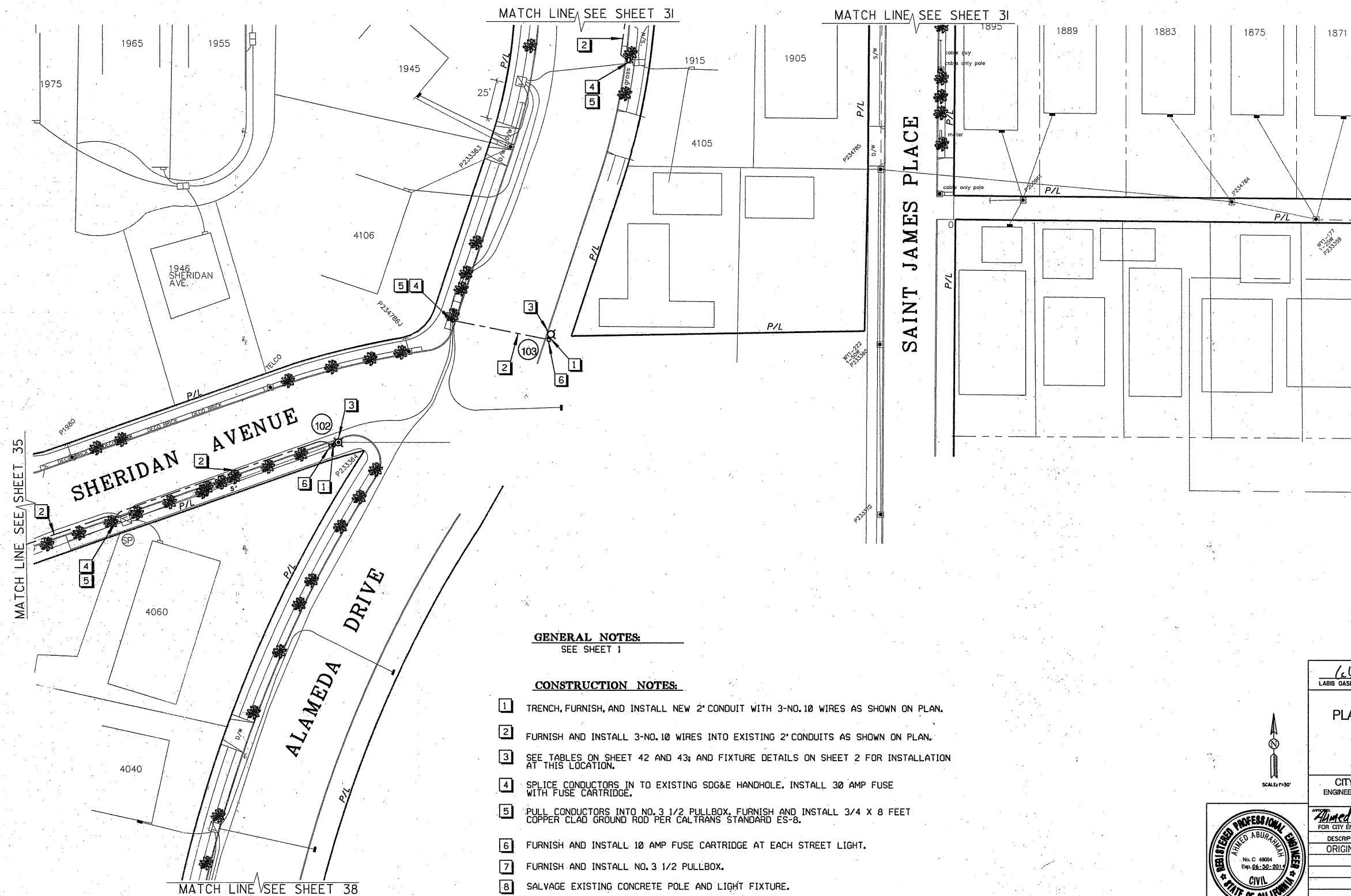


 LABIB GASEEM, TRAFFIC ENGINEER		DATE 9/12/12
PLANS FOR THE CONSTRUCTION OF MISSION HILLS - BLOCK 2E STREET LIGHTING SYSTEM		
CITY OF SAN DIEGO, CALIFORNIA ENGINEERING AND CAPITAL PROJECTS DEPARTMENT SHEET 35 OF 43 SHEETS		WBS S11008
APPROVED BY:  FOR CITY ENGINEER DATE: 9/10/2012		SUBMITTED BY: D. ZHANG PROJECT MANAGER
DESCRIPTION: ORIGINAL BY: DZ/FO APPROVED: DATE: FILMED:		PROJECT ENGINEER: F. OUILALANG 210-1707 CS887 COORDINATE: 6268407, 1850444 CS881 COORDINATE: 36779-35-D
CONTRACTOR: _____ DATE STARTED: _____ INSPECTOR: _____ DATE COMPLETED: _____		



MISSION HILLS - BLOCK 2E


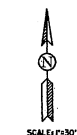
**CITY OF SAN DIEGO
PLANS FOR THE CONSTRUCTION OF 20SD MISSION HILLS BLOCK 2E
STREET LIGHT & CABLE**

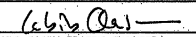
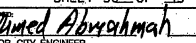


GENERAL NOTES:
SEE SHEET 1

CONSTRUCTION NOTES:

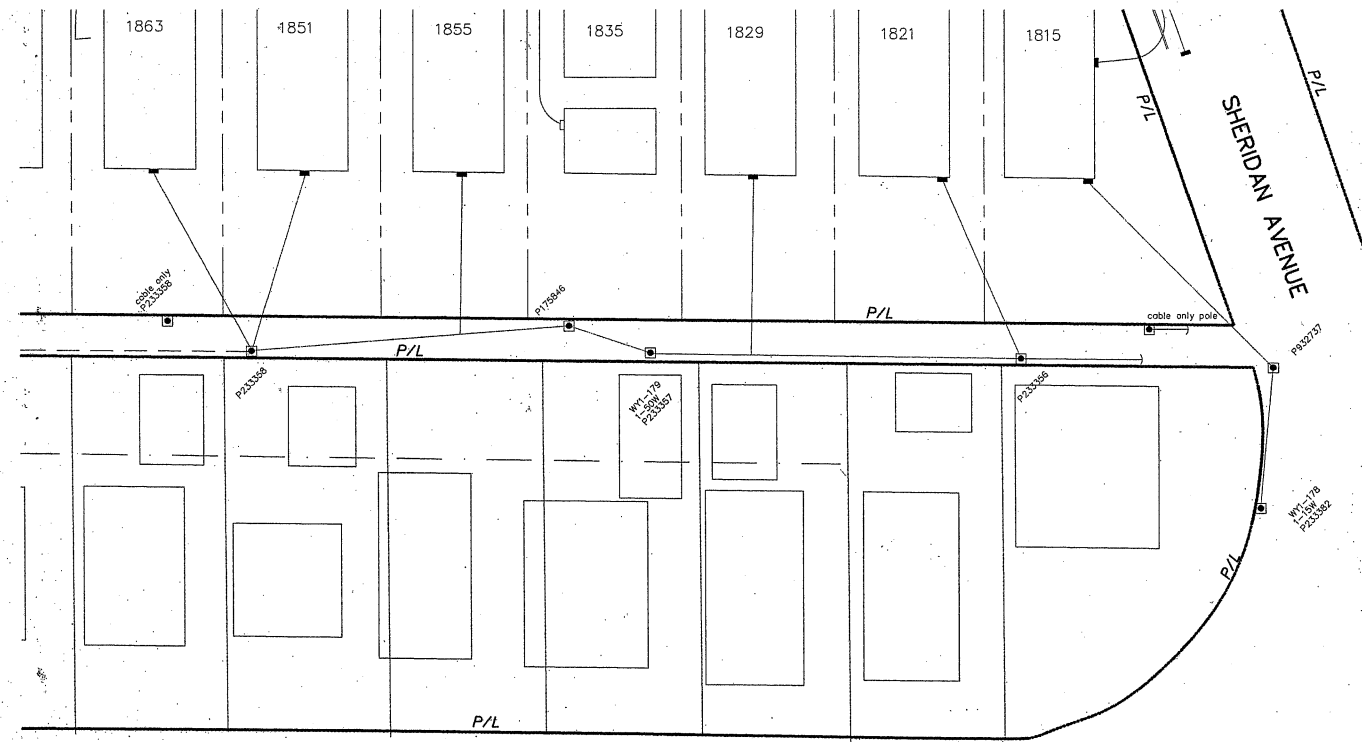
- 1 TRENCH, FURNISH, AND INSTALL NEW 2" CONDUIT WITH 3-NO. 10 WIRES AS SHOWN ON PLAN.
- 2 FURNISH AND INSTALL 3-NO. 10 WIRES INTO EXISTING 2" CONDUITS AS SHOWN ON PLAN.
- 3 SEE TABLES ON SHEET 42 AND 43; AND FIXTURE DETAILS ON SHEET 2 FOR INSTALLATION AT THIS LOCATION.
- 4 SPLICE CONDUCTORS IN TO EXISTING SDG&E HANDHOLE. INSTALL 30 AMP FUSE WITH FUSE CARTRIDGE.
- 5 PULL CONDUCTORS INTO NO. 3 1/2 PULLBOX, FURNISH AND INSTALL 3/4 X 8 FEET COPPER CLAD GROUND ROD PER CALTRANS STANDARD ES-8.
- 6 FURNISH AND INSTALL 10 AMP FUSE CARTRIDGE AT EACH STREET LIGHT.
- 7 FURNISH AND INSTALL NO. 3 1/2 PULLBOX.
- 8 SALVAGE EXISTING CONCRETE POLE AND LIGHT FIXTURE.



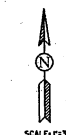

 LABIB OASEEM, TRAFFIC ENGINEER		9/17/12 DATE
PLANS FOR THE CONSTRUCTION OF MISSION HILLS - BLOCK 2E STREET LIGHTING SYSTEM		
CITY OF SAN DIEGO, CALIFORNIA ENGINEERING AND CAPITAL PROJECTS DEPARTMENT SHEET 36 OF 43 SHEETS		WBS: S11008
APPROVED BY:  AHMED ABURAHMAH FOR CITY ENGINEER	DATE: 9/10/2012	SUBMITTED BY: D. ZHANG PROJECT MANAGER
DESCRIPTION ORIGINAL	BY DZ/FO	APPROVED DATE FILMED
PROJECT ENGINEER F. QUILALANG		210-1713 CS827 COORDINATE 6274407, 1850444 CS888 COORDINATE
CONTRACTOR INSPECTOR	DATE STARTED DATE COMPLETED	36779-36-D


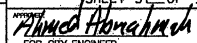
MISSION HILLS - BLOCK 2E

**CITY OF SAN DIEGO
PLANS FOR THE CONSTRUCTION OF 20SD MISSION HILLS BLOCK 2E
STREET LIGHT & CABLE**



**NO LOCATIONS ON THIS PAGE
ALL AREA ON THIS SHEET HAS ALREADY BEEN DONE BY PREVIOUS CONVERSIONS**



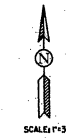

 LABIB OUSEM, TRAFFIC ENGINEER		9/7/12 DATE
PLANS FOR THE CONSTRUCTION OF MISSION HILLS - BLOCK 2E STREET LIGHTING SYSTEM		
CITY OF SAN DIEGO, CALIFORNIA ENGINEERING AND CAPITAL PROJECTS DEPARTMENT SHEET 37 OF 43 SHEETS		WBS: S11008
APPROVED BY  FOR CITY ENGINEER	DATE 9/10/2012	SUBMITTED BY D. ZHANG PROJECT MANAGER
DESCRIPTION ORIGINAL	BY DZ/FO	APPROVED DATE FILMED
PROJECT ENGINEER F. QUILALANG		PROJECT ENGINEER F. QUILALANG
CCS87 COORDINATE 210-1713		CCS87 COORDINATE 6274407, 1850444
CONTRACTOR INSPECTOR		DATE STARTED DATE COMPLETED 36779-37-D


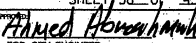
MISSION HILLS - BLOCK 2E

**CITY OF SAN DIEGO
PLANS FOR THE CONSTRUCTION OF 20SD MISSION HILLS BLOCK 2E
STREET LIGHT & CABLE**



**NO LOCATIONS ON THIS PAGE
ALL AREA ON THIS SHEET HAS ALREADY BEEN DONE BY PREVIOUS CONVERSIONS**



 LABIB OASEEM, TRAFFIC ENGINEER		9/17/12 DATE
PLANS FOR THE CONSTRUCTION OF MISSION HILLS - BLOCK 2E STREET LIGHTING SYSTEM		
CITY OF SAN DIEGO, CALIFORNIA ENGINEERING AND CAPITAL PROJECTS DEPARTMENT SHEET 38 OF 43 SHEETS		WBS: S1008
APPROVED BY:  FOR CITY ENGINEER	DATE: 9/10/2012	SUBMITTED BY: D. ZHANG PROJECT MANAGER
DESCRIPTION: ORIGINAL	BY: DZ/FO	PROJECT ENGINEER: F. OUILALANG
APPROVED DATE:	FILMED:	CCS87 COORDINATE: 210-1713
CONTRACTOR:	DATE STARTED:	CCS88 COORDINATE: 6274407, 1850444
INSPECTOR:	DATE COMPLETED:	36779-38-D

MISSION HILLS - BLOCK 2E

**CITY OF SAN DIEGO
PLANS FOR THE CONSTRUCTION OF 20SD MISSION HILLS BLOCK 2E
STREET LIGHT & CABLE**

MATCH LINE SEE SHEET 34


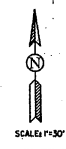



GENERAL NOTES:
SEE SHEET 1

CONSTRUCTION NOTES:

- 1 TRENCH, FURNISH, AND INSTALL NEW 2" CONDUIT WITH 3-NO. 10 WIRES AS SHOWN ON PLAN.
- 2 FURNISH AND INSTALL 3-NO. 10 WIRES INTO EXISTING 2" CONDUITS AS SHOWN ON PLAN.
- 3 SEE TABLES ON SHEET 42 AND 43; AND FIXTURE DETAILS ON SHEET 2 FOR INSTALLATION AT THIS LOCATION.
- 4 SPLICE CONDUCTORS IN TO EXISTING SDG&E HANDHOLE. INSTALL 30 AMP FUSE WITH FUSE CARTRIDGE.
- 5 PULL CONDUCTORS INTO NO. 3 1/2 PULLBOX. FURNISH AND INSTALL 3/4 X 8 FEET COPPER CLAD GROUND ROD PER CALTRANS STANDARD ES-8.
- 6 FURNISH AND INSTALL 10 AMP FUSE CARTRIDGE AT EACH STREET LIGHT.
- 7 FURNISH AND INSTALL NO. 3 1/2 PULLBOX.
- 8 SALVAGE EXISTING CONCRETE POLE AND LIGHT FIXTURE.

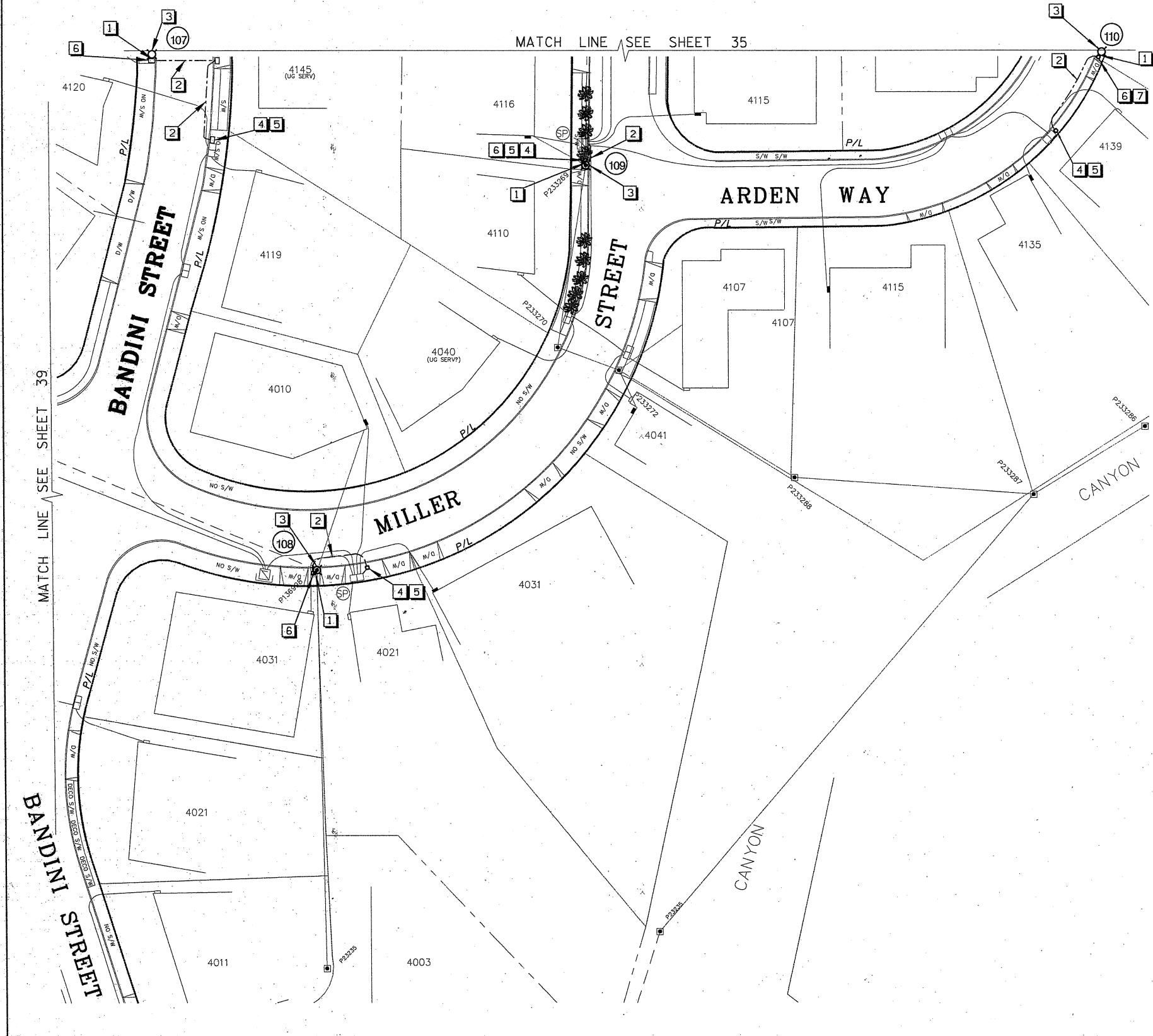
MATCH LINE SEE SHEET 40



 LABIB OUSEM, TRAFFIC ENGINEER		DATE 9/11/12
PLANS FOR THE CONSTRUCTION OF MISSION HILLS - BLOCK 2E STREET LIGHTING SYSTEM		
CITY OF SAN DIEGO, CALIFORNIA ENGINEERING AND CAPITAL PROJECTS DEPARTMENT SHEET 39 OF 43 SHEETS		WBS S11008
FOR CITY ENGINEER Ahmed Honahmah 9/10/2012		NUMBERED BY D. ZHANG PROJECT MANAGER
DESCRIPTION ORIGINAL	BY OZ/FO	DATE FILMED
CONTRACTOR INSPECTOR		DATE STARTED DATE COMPLETED 210-1707 CCS87 COORDINATE 6268407, 1850444 CCS83 COORDINATE 36779-39-D

MISSION HILLS - BLOCK 2E

**CITY OF SAN DIEGO
PLANS FOR THE CONSTRUCTION OF 20SD MISSION HILLS BLOCK 2E
STREET LIGHT & CABLE**



GENERAL NOTES:
SEE SHEET 1

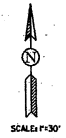

CONSTRUCTION NOTES:

- 1 TRENCH, FURNISH, AND INSTALL NEW 2" CONDUIT WITH 3-NO. 10 WIRES AS SHOWN ON PLAN.
- 2 FURNISH AND INSTALL 3-NO. 10 WIRES INTO EXISTING 2" CONDUITS AS SHOWN ON PLAN.
- 3 SEE TABLES ON SHEET 42 AND 43; AND FIXTURE DETAILS ON SHEET 2 FOR INSTALLATION AT THIS LOCATION.
- 4 SPLICE CONDUCTORS IN TO EXISTING SDG&E HANDHOLE. INSTALL 30 AMP FUSE WITH FUSE CARTRIDGE.
- 5 PULL CONDUCTORS INTO NO. 3 1/2 PULLBOX. FURNISH AND INSTALL 3/4 X 8 FEET COPPER CLAD GROUND ROD PER CALTRANS STANDARD ES-8.
- 6 FURNISH AND INSTALL 10 AMP FUSE CARTRIDGE AT EACH STREET LIGHT.
- 7 FURNISH AND INSTALL NO. 3 1/2 PULLBOX.
- 8 SALVAGE EXISTING CONCRETE POLE AND LIGHT FIXTURE.

MATCH LINE SEE SHEET 39

MATCH LINE SEE SHEET 35

MISSION HILLS - BLOCK 2E




 LABIB OUSEM, TRAFFIC ENGINEER		9/7/12 DATE
PLANS FOR THE CONSTRUCTION OF MISSION HILLS - BLOCK 2E STREET LIGHTING SYSTEM		
CITY OF SAN DIEGO, CALIFORNIA ENGINEERING AND CAPITAL PROJECTS DEPARTMENT SHEET 40 OF 43 SHEETS		WBS: S1008
DESIGNED BY: <i>Ahmed Aburrahman</i> FOR CITY ENGINEER	DATE: 9/10/2012	APPROVED BY: D. ZHANG PROJECT MANAGER
DESCRIPTION: ORIGINAL	BY: DZ/FO	DATE:
FILMED:	DATE:	PROJECT ENGINEER: F. QUILALANG
PROJECT NUMBER: 210-1707	CCS27 COORDINATE: 6268407, 1850444	CCS83 COORDINATE: 36779-40-D
CONTRACTOR:	DATE STARTED:	DATE COMPLETED:
INSPECTOR:	DATE STARTED:	DATE COMPLETED:



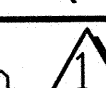
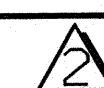
TABLE 1						
LIGHT ID	POLE TYPE	POLE HT.	FULL SHIELD 	PARTIAL SHIELD 	WATTAGE/INDUCTION	SHT. NO.
1	AEGEAN	13'6"	X		55	3
2	AEGEAN	13'6"	X		55	3
3	AEGEAN	13'6"	X		55	3
4	AEGEAN	13'6"		X	85	3
5	AEGEAN	13'6"	X		55	3
6	AEGEAN	13'6"		X	85	4
7	AEGEAN	13'6"	X		55	5
8	AEGEAN	13'6"	X		55	5
9	AEGEAN	13'6"	X		55	5
10	AEGEAN	13'6"		X	85	5
11	AEGEAN	13'6"		X	85	5
12	AEGEAN	13'6"		X	85	6
13	AEGEAN	13'6"		X	85	6
14	AEGEAN	13'6"	X		55	6
15	AEGEAN	13'6"		X	85	6
16	AEGEAN	13'6"	X		55	7
17	AEGEAN	13'6"	X		55	7
18	AEGEAN	13'6"		X	85	7
19	AEGEAN	13'6"		X	85	8
20	AEGEAN	13'6"		X	85	8
21	AEGEAN	13'6"	X		55	8
22	AEGEAN	13'6"	X		55	8
23	AEGEAN	13'6"	X		55	9
24	AEGEAN	13'6"		X	85	9
25	AEGEAN	13'6"		X	85	9
26	AEGEAN	13'6"	X		55	9
27	AEGEAN	13'6"	X		55	10
28	AEGEAN	13'6"		X	85	10
29	AEGEAN	13'6"	X		55	10
30	AEGEAN	13'6"		DELETED	55	10
31	AEGEAN	13'6"	X		55	12
32	AEGEAN	13'6"	X		55	13
33	AEGEAN	13'6"	X		55	13
34	AEGEAN	13'6"		X	85	13
35	AEGEAN	13'6"	X		55	13
36	AEGEAN	13'6"		X	85	14
37	AEGEAN	13'6"	X		55	15
38	AEGEAN	13'6"	X		55	15
39	AEGEAN	13'6"		X	85	17
40	AEGEAN	13'6"	X		55	17

TABLE 1 (CONT'D)						
LIGHT ID	POLE TYPE	POLE HT.	FULL SHIELD 	PARTIAL SHIELD 	WATTAGE/INDUCTION	SHT. NO.
41	AEGEAN	13'6"	X		55	17
42	AEGEAN	13'6"		X	85	18
43	AEGEAN	13'6"	X		55	18
44	AEGEAN	13'6"		X	85	19
45	AEGEAN	13'6"	X		55	19
46	AEGEAN	13'6"	X		55	19
47	AEGEAN	13'6"		X	85	19
48	AEGEAN	13'6"		X	85	19
49	AEGEAN	13'6"		X	85	20
50	AEGEAN	13'6"		X	85	20
51	AEGEAN	13'6"		X	85	20
52	AEGEAN	13'6"	X		55	20
53	AEGEAN	13'6"		X	85	21
54	AEGEAN	13'6"		X	85	22
55	AEGEAN	13'6"	X		55	23
56	AEGEAN	13'6"		X	85	23
57	AEGEAN	13'6"		X	85	23
58	AEGEAN	13'6"		X	85	24
59	AEGEAN	13'6"	X		55	24
60	AEGEAN	13'6"		X	85	25
61	AEGEAN	13'6"		X	85	25
62	AEGEAN	13'6"	X	X	55	26
63	AEGEAN	13'6"	X		55	27
64	AEGEAN	13'6"		X	85	27
65	AEGEAN	13'6"	X		55	28
66	AEGEAN	13'6"		X	85	28
67	AEGEAN	13'6"		X	85	28
68	AEGEAN	13'6"		X	85	28
69	AEGEAN	13'6"		X	85	28



FULL SHIELD: LARGE SOLID ALUMINUM, 150° HOUSE SIDE SHIELD.



PARTIAL SHIELD: PERFORATED 120° HOUSE SIDE SHIELD (40% OPEN).

Labib Odeh
LABIB OASEM, TRAFFIC ENGINEER DATE 2/8/13


PLANS FOR THE CONSTRUCTION OF
MISSION HILLS - BLOCK 2E
STREET LIGHTING SYSTEM

CITY OF SAN DIEGO, CALIFORNIA
ENGINEERING AND CAPITAL PROJECTS DEPARTMENT
SHEET 42 OF 43 SHEETS

FOR CITY ENGINEER *Abdul Aburrahman* 02/11/2013 DATE
BY PROJECT MANAGER

DESCRIPTION	BY	APPROVED	DATE	FILMED
ORIGINAL	DZ/FO			

CONTRACTOR DATE STARTED
INSPECTOR DATE COMPLETED 36779-42-D



MISSION HILLS - BLOCK 2E

TABLE 1 (CONT'D)




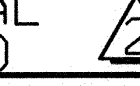


LIGHT ID	POLE TYPE	POLE HT.	FULL SHIELD 	PARTIAL SHIELD 	WATTAGE/INDUCTION	SHT. NO.
70	AEGEAN	13'6"		X	85	28
71	AEGEAN	13'6"		X	85	28
72	AEGEAN	13'6"	X		55	29
73	AEGEAN	13'6"		X	85	29
74	AEGEAN	13'6"	X		55	30
75	AEGEAN	13'6"	X		55	30
76	AEGEAN	13'6"		X	85	30
77	AEGEAN	13'6"	X		55	30
78	AEGEAN	13'6"		X	85	30
79	AEGEAN	13'6"		X	85	30
80	AEGEAN	13'6"	X		55	30
81	AEGEAN	13'6"	X		55	31
82	AEGEAN	13'6"	X		55	31
83	AEGEAN	13'6"		X	85	31
84	AEGEAN	13'6"	X		55	31
85	AEGEAN	13'6"	X		55	31
86	AEGEAN	13'6"		X	85	31
87	AEGEAN	13'6"	X		55	31
88	AEGEAN	13'6"	X		55	32
89	AEGEAN	13'6"	X		55	32
90	AEGEAN	13'6"		X	85	32
91	AEGEAN	13'6"		X	85	32
92	AEGEAN	13'6"		X	85	32
93	AEGEAN	13'6"	X		55	32
94	AEGEAN	13'6"	X		55	32
95	AEGEAN	13'6"	X		55	34
96	AEGEAN	13'6"	X		55	34
97	AEGEAN	13'6"	X		55	34
98	AEGEAN	13'6"	X		55	35
99	AEGEAN	13'6"		X	85	35
100	AEGEAN	13'6"	X		55	35
101	AEGEAN	13'6"	X		55	35
102	AEGEAN	13'6"		X	85	36
103	AEGEAN	13'6"		X	85	36
104	AEGEAN	13'6"	X		55	39
105	AEGEAN	13'6"		X	85	39
106	AEGEAN	13'6"		X	85	39
107	AEGEAN	13'6"	X		55	40

TABLE 1 (END OF TABLE)

LIGHT ID	POLE TYPE	POLE HT.	FULL SHIELD 	PARTIAL SHIELD 	WATTAGE/INDUCTION	SHT. NO.
108	AEGEAN	13'6"	X		55	40
109	AEGEAN	13'6"	X		55	40
110	AEGEAN	13'6"	X		55	40
111	AEGEAN	13'6"		X	85	41
112	AEGEAN	13'6"	X		55	41
113	AEGEAN	13'6"	X		55	22
114	AEGEAN	13'6"		X	85	32
115	AEGEAN	13'6"		X	85	30
116	AEGEAN	13'6"		X	85	30
117	AEGEAN	13'6"		X	85	28

-  FULL SHIELD: LARGE SOLID ALUMINUM, 150° HOUSE SIDE SHIELD.
-  PARTIAL SHIELD: PERFORATED 120° HOUSE SIDE SHIELD (40% OPEN).

<i>Labib Oase</i>		2/18/13	
LABIB OASEM, TRAFFIC ENGINEER		DATE	
PLANS FOR THE CONSTRUCTION OF MISSION HILLS - BLOCK 2E STREET LIGHTING SYSTEM			
CITY OF SAN DIEGO, CALIFORNIA ENGINEERING AND CAPITAL PROJECTS DEPARTMENT SHEET 43 OF 43 SHEETS			WBS S1008
FOR CITY ENGINEER		DATE	
<i>Amel Aburahma</i>		02/11/2013	
SUBMITTED BY		PROJECT MANAGER	
D. ZHANG			
DESCRIPTION	BY	APPROVED	DATE
ORIGINAL	OZ/FO		
FILMED			
F. QUILALANG			
PROJECT ENGINEER			
SEE SHEETS			
CC527 COORDINATE			
SEE SHEETS			
CC583 COORDINATE			
CONTRACTOR	DATE STARTED		
INSPECTOR	DATE COMPLETED	36779-43-D	

