

City of San Diego

CONTRACTOR'S NAME: _____
ADDRESS: _____
TELEPHONE NO.: _____ FAX NO.: _____
CITY CONTACT: Clementina Giordano, CONTRACT SPECIALIST, Email: CGiordano@sandiego.gov
Phone No. 619-533-3481; Fax No. 619-533-3633
I.Shamoun/N.Batta/egz



CONTRACT DOCUMENTS

FOR

FY13 ASPHALT OVERLAY GROUP III

VOLUME 1 OF 2

BID NO.: _____ K-13-5854-DBB-3
SAP NO. (WBS/IO/CC): _____ B-13046
CLIENT DEPARTMENT: _____ 2116
COUNCIL DISTRICT: _____ CITYWIDE
PROJECT TYPE: _____ ID

THIS CONTRACT IS SUBJECT TO THE FOLLOWING:

- THE CITY'S SUBCONTRACTING PARTICIPATION REQUIREMENTS FOR SLBE PROGRAM.

BID DUE DATE:

**2:00 PM
MAY 21, 2013
CITY OF SAN DIEGO
PUBLIC WORKS CONTRACTING GROUP
1010 SECOND AVENUE, SUITE 1400, MS 614C
SAN DIEGO, CA 92101**

ENGINEER OF WORK

The engineering Specifications and Special Provisions contained herein have been prepared by or under the direction of the following Registered Engineer:



For City Engineer

4/5/13
Date

Seal:



TABLE OF CONTENTS

1. NOTICE INVITING BIDS.....	4-16
2. CONTRACT FORMS AGREEMENT.....	17-19
3. CONTRACT/AGREEMENTS ATTACHMENTS:	20
1. Performance Bond and Labor and Materialmen’s Bond.....	21-22
2. Drug-Free Workplace Certificate.....	23
3. American with Disabilities Act (ADA) Compliance Certificate.....	24
4. Contractor Standards - Pledge of Compliance Certificate.....	25
5. Affidavit of Disposal Certificate	26
6. Materials and Workmanship Compliance	27
7. Notice of Materials To Be Used.....	28
8. SUPPLEMENTARY SPECIAL PROVISIONS	29-40
9. SUPPLEMENTARY SPECIAL PROVISIONS - APPENDICES:.....	41
A. Fire Hydrant Meter Program	42-56
B. Materials Typically Accepted by Certificate of Compliance	57-58
C. Sample City Invoice	59-60
D. Caltrans Standard Specifications, 2010	61-66
E. Asphalt Overlay Group III Fiscal Year 2013 Project List Location.....	67-113
F. Type E Modified Loop	114-116

CITY OF SAN DIEGO, CALIFORNIA

NOTICE INVITING BIDS

1. **RECEIPT AND OPENING OF BIDS.** Bids will be received at the Public Works Contracting Group at the location, time, and date shown on the cover of these specifications for performing work on **FY13 ASPHALT OVERLAY GROUP III** (Project).
2. **DESCRIPTION OF WORK.** The Work involves furnishing all labor, materials, equipment, services, and other incidental works and appurtenances for the construction of the Project as described below:

FY13 Asphalt Overlay Group III involves furnishing all labor, materials, equipment, services and construction, which include placement of asphalt concrete, replacement traffic signals detection loops and stub outs, adjustment of city manhole and gate valve covers, cold milling, pavement base repair, installation of curb ramps to meet ADA requirements, street and sidewalk sweeping, tree trimming, replace traffic striping and markings/legends, possible night and weekend work, traffic control drawings & permits, storm drain inlet protection and the installation of inlet markers, sediment control and possible acquisition of CalTrans permit.

2.1. The Work shall be performed in accordance with:

2.1.1. This Notice Inviting Bids inclusive.

3. **EQUAL OPPORTUNITY**

3.1. To the WHITEBOOK, Chapter 10, Sections D and E, DELETE in their entirety and SUBSTITUTE with the following:

D. CITY'S EQUAL OPPORTUNITY COMMITMENT.

1. Nondiscrimination in Contracting Ordinance.

1. The Contractor, Subcontractors and Suppliers shall comply with requirements of the City's Nondiscrimination in Contracting Ordinance, San Diego Municipal Code §§22.3501 through 22.3517.

The Contractor shall not discriminate on the basis of race, gender, religion, national origin, ethnicity, sexual orientation, age, or disability in the solicitation, selection, hiring, or treatment of subcontractors, vendors, or suppliers. The Contractor shall provide equal opportunity for subcontractors to participate in subcontracting opportunities. The Contractor understands and agrees that violation of this clause shall be considered a material breach of the contract and may result in contract termination, debarment, or other sanctions.

The Contractor shall include the foregoing clause in all contracts between the Contractor and Subcontractors and Suppliers.

2. Disclosure of Discrimination Complaints. As part of its Bid or Proposal, the Bidder shall provide to the City a list of all instances within the past 10 years where a complaint was filed or pending

against Bidder in a legal or administrative proceeding alleging that Bidder discriminated against its employees, subcontractors, vendors, or suppliers, and a description of the status or resolution of that complaint, including any remedial action taken.

3. Upon the City's request, the Contractor agrees to provide to the City, within 60 days, a truthful and complete list of the names of all Subcontractors and Suppliers that the Contractor has used in the past 5 years on any of its contracts that were undertaken within San Diego County, including the total dollar amount paid by the Contractor for each subcontract or supply contract.
4. The Contractor further agrees to fully cooperate in any investigation conducted by the City pursuant to the City's Nondiscrimination in Contracting Ordinance, Municipal Code §§22.3501 through 22.3517. The Contractor understands and agrees that violation of this clause shall be considered a material breach of the Contract and may result in remedies being ordered against the Contractor up to and including contract termination, debarment and other sanctions for violation of the provisions of the Nondiscrimination in Contracting Ordinance. The Contractor further understands and agrees that the procedures, remedies and sanctions provided for in the Nondiscrimination in Contracting Ordinance apply only to violations of the Ordinance.

E. EQUAL EMPLOYMENT OPPORTUNITY OUTREACH PROGRAM.

1. The Contractor, Subcontractors and Suppliers shall comply with the City's Equal Employment Opportunity Outreach Program, San Diego Municipal Code §§22.2701 through 22.2707.

The Contractor shall not discriminate against any employee or applicant for employment on any basis prohibited by law. Contractor shall provide equal opportunity in all employment practices. Prime Contractor shall ensure their subcontractors comply with this program. Nothing in this section shall be interpreted to hold a prime contractor liable for any discriminatory practice of its subcontractors.

The Contractor shall include the foregoing clause in all contracts between the Contractor and Subcontractors and Suppliers.

2. If the Contract is competitively solicited, the selected Bidder shall submit a Work Force Report (Form BB05), within 10 Working Days after receipt by the Bidder of Contract forms to the City for approval as specified in the Notice of Intent to Award letter from the City.
3. If a Work Force Report is submitted, and the City determines there are under-representations when compared to County Labor Force Availability data, the selected Bidder shall submit an Equal Employment Opportunity Plan.
4. If the selected Bidder submits an Equal Employment Opportunity Plan, it shall include the following assurances:

1. The Contractor shall maintain a working environment free of discrimination, harassment, intimidation and coercion at all sites and in all facilities at which the Contractor's employees are assigned to work.
2. The Contractor reviews its EEO Policy, at least annually, with all on-site supervisors involved in employment decisions.
3. The Contractor disseminates and reviews its EEO Policy with all employees at least once a year, posts the policy statement and EEO posters on all company bulletin boards and job sites, and documents every dissemination, review and posting with a written record to identify the time, place, employees present, subject matter, and disposition of meetings.
4. The Contractor reviews, at least annually, all supervisors' adherence to and performance under the EEO Policy and maintains written documentation of these reviews.
5. The Contractor discusses its EEO Policy Statement with subcontractors with whom it anticipates doing business, includes the EEO Policy Statement in its subcontracts, and provides such documentation to the City upon request.
6. The Contractor documents and maintains a record of all bid solicitations and outreach efforts to and from subcontractors, contractor associations and other business associations.
7. The Contractor disseminates its EEO Policy externally through various media, including the media of people of color and women, in advertisements to recruit, maintains files documenting these efforts, and provides copies of these advertisements to the City upon request.
8. The Contractor disseminates its EEO Policy to union and community organizations.
9. The Contractor provides immediate written notification to the City when any union referral process has impeded the Contractor's efforts to maintain its EEO Policy.
10. The Contractor maintains a current list of recruitment sources, including those outreaching to people of color and women, and provides written notification of employment opportunities to these recruitment sources with a record of the organizations' responses.
11. The Contractor maintains a current file of names, addresses and phone numbers of each walk-in applicant, including people of color and women, and referrals from unions, recruitment sources, or community organizations with a description of the employment action taken.
12. The Contractor encourages all present employees, including people of color and women employees, to recruit others.

13. The Contractor maintains all employment selection process information with records of all tests and other selection criteria.
14. The Contractor develops and maintains documentation for on-the-job training opportunities, participates in training programs, or both for all of its employees, including people of color and women, and establishes apprenticeship, trainee, and upgrade programs relevant to the Contractor's employment needs.
15. The Contractor conducts, at least annually, an inventory and evaluation of all employees for promotional opportunities and encourages all employees to seek and prepare appropriately for such opportunities.
16. The Contractor ensures the company's working environment and activities are non-segregated except for providing separate or single-user toilets and necessary changing facilities to assure privacy between the sexes.

4. SUBCONTRACTING PARTICIPATION PERCENTAGES.

4.1. The City has incorporated **mandatory** SLBE-ELBE subcontractor participation percentages to enhance competition and maximize subcontracting opportunities. For the purpose of achieving the mandatory subcontractor participation percentages, a recommended breakdown of the SLBE and ELBE subcontractor participation percentages based upon certified SLBE and ELBE firms has also been provided to achieve the mandatory subcontractor participation percentages:

1. SLBE participation	5.1%
2. ELBE participation	10.0%
3. Total mandatory participation	15.1%

4.2. The Bidders are strongly encouraged to attend the Pre-Bid Meeting to better understand the Good Faith Effort requirements of this contract. See the City's document titled "SLBE Program, Instructions For Bidders Completing The Good Faith Effort Submittal" available at: <http://www.sandiego.gov/eoc/>

4.3. The Bid will be declared non-responsive if the Bidder fails the following mandatory conditions:

4.3.1. [Bidder's inclusion of SLBE-ELBE certified subcontractors at the overall mandatory participation percentage identified in this document; OR.](#)

4.3.2. Bidder's submission of Good Faith Effort documentation demonstrating the Bidder made a good faith effort to outreach to and include SLBE-ELBE Subcontractors required in this document within 3 Working Day of the Bid opening if the overall mandatory participation percentage is not met.

5. PRE-BID MEETING.

5.1. There will be a Pre-Bid Meeting to discuss the scope of the Project, bidding requirements, pre-qualification process, and Equal Opportunity Contracting Program requirements and reporting procedures in the Public Works Contracting Group at 1010 Second Avenue Suite 1400, MS 614C, San Diego, CA 92101 **at 10:00 AM, on APRIL 30, 2013.**

- 5.2. All potential bidders are encouraged to attend.
- 5.3. To request a copy of the agenda on an alternative format, or to request a sign language or oral interpreter for this meeting, call the Public Works Contracting Group at (619) 533-3450 at least 5 Working Days prior to the Pre-Bid Meeting to ensure availability.

6. CONTRACTOR REGISTRATION AND ELECTRONIC REPORTING SYSTEM.

- 6.1. **Prior** to the Award of the Contract or each Task Order, you and your Subcontractors and Suppliers **must** register with the City’s web-based contract compliance i.e., Prism® portal at:

<https://pro.prismcompliance.com/default.aspx>.

- 6.2. The City may not award the contract until registration of all subcontractors and suppliers is complete. In the event this requirement is not met within the time frame specified in the Notice of Intent to Award letter, the City reserves the right to rescind the Notice of Award / Intent to Award and to make the award to the next responsive and responsible bidder / proposer.

- 7. **CONSTRUCTION COST.** The City’s estimated construction cost for this contract is **\$8,500,000**.

- 8. **LOCATION OF WORK.** The location of the Work is as follows:

See Appendix “E” of the contract documents.

- 9. **CONTRACT TIME.** The Contract Time for completion of the Work shall be **160 Working Days**.

- 10. **CONTRACTOR'S LICENSE CLASSIFICATION.** In accordance with the provisions of California Law, the Contractor shall possess valid appropriate license(s) at the time that the Bid is submitted. Failure to possess the specified license(s) shall render the Bid as **non-responsive** and shall act as a bar to award of the Contract to any Bidder not possessing required license(s) at the time of Bid.

- 10.1. The City has determined the following licensing classifications for this contract:

Option	Classifications
1	CLASS A
2	CLASS C12

- 10.2. The Bidder shall satisfy the licensing requirement by meeting **at least** one of the listed options.

11. INSURANCE REQUIREMENTS.

- 11.1. All certificates of insurance and endorsements required by the contract are to be provided upon issuance of the City’s Notice of Intent to Award letter.

11.2. Refer to sections 7-3, “LIABILITY INSURANCE”, and 7-4, “WORKERS’ COMPENSATION INSURANCE” of the Supplementary Special Provisions (SSP) for the insurance requirements which must be met.

12. PREQUALIFICATION OF CONTRACTORS.

12.1. Contractors submitting Bid or Proposal must be pre-qualified for the total amount proposed, inclusive of all alternate items or specified Task Order limits prior to the date of submittal. Bids from contractors who have not been pre-qualified as applicable and Bids that exceed the maximum dollar amount at which contractors are pre-qualified will be deemed **non-responsive** and ineligible for award or a Task Order authorization. Complete information and prequalification questionnaires are available at:

<http://www.sandiego.gov/cip/bidopps/prequalification.shtml>

12.2. The completed questionnaire, financial statement, and bond letter or a copy of the contractor’s SLBE-ELBE certification and bond letter, must be submitted no later than 2 weeks prior to the bid opening to the Public Works Department - Engineering & Capital Project, Prequalification Program, 1010 Second Avenue, Suite 1200, San Diego, CA 92101. For additional information or the answer to questions about the prequalification program, contact David Stucky at 619-533-3474 or dstucky@sandiego.gov.

13. **REFERENCE STANDARDS.** Except as otherwise noted or specified, the Work shall be completed in accordance with the following standards:

Title	Edition	Document Number
Standard Specifications for Public Works Construction (“The GREENBOOK”)	2012	PITS070112-01
City of San Diego Standard Specifications for Public Works Construction (“The WHITEBOOK”)*	2012	PITS070112-02
City of San Diego Standard Drawings*	2012	PITS070112-03
Caltrans Standard Specifications	2010	PITS070112-04
Caltrans Standard Plans	2010	PITS070112-05
California MUTCD	2012	PITS070112-06
City Standard Drawings – Standard Drawings Updates Approved For Use*	Varies	Varies
Standard Federal Equal Employment Opportunity Construction Contract Specifications and the Equal Opportunity Clause Dated 09-11-84	1984	769023

NOTE: *Available online under Engineering Documents and References at:

<http://www.sandiego.gov/publicworks/edocref/index.shtml>

14. **CITY'S RESPONSES AND ADDENDA.** The City at its option, may respond to any or all questions submitted in writing, via letter, or FAX in the form of an addendum. No oral comment shall be of any force or effect with respect to this solicitation. The changes to the Contract Documents through addendum are made effective as though originally issued with the Bid. The Bidders shall acknowledge the receipt of Addenda on the form provided for this purpose in the Bid.
15. **CITY'S RIGHTS RESERVED.** The City reserves the right to cancel the Notice Inviting Bids at any time, and further reserves the right to reject submitted Bids, without giving any reason for such action, at its sole discretion and without liability. Costs incurred by the Bidder(s) as a result of preparing Bids under the Notice Inviting Bids shall be the sole responsibility of each bidder. The Notice Inviting Bids creates or imposes no obligation upon the City to enter a contract.
16. **CONTRACT PRICING FORMAT.** This solicitation is for a Lump Sum contract with Unit Price provisions as set forth in the Bid Proposal Form(s), Volume 2 unless specified otherwise, such as as-needed contracts e.g., JOC in the Contract Documents.
17. **SUBMITTAL OF "OR EQUAL" ITEMS.** See Section 4-1.6, "Trade Names or Equals" in The WHITEBOOK and as amended in the SSP.
18. **AWARD PROCESS.**
 - 18.1. The Award of this contract is contingent upon the Contractor's compliance with all conditions precedent to Award.
 - 18.2. Upon acceptance of a Bid, the City will prepare contract documents for execution within approximately 21 days of the date of the Bid opening and award the Contract approximately within 7 days of receipt of properly executed Contract, bonds, and insurance documents.
 - 18.3. This contract will be deemed executed, and effective, only upon the signing of the Contract by the Mayor or designee of the City.
19. **SUBCONTRACT LIMITATIONS.** The Bidder's attention is directed to Standard Specifications for Public Works Construction, Section 2-3, "SUBCONTRACTS" in The WHITEBOOK and as amended in the SSP which requires the Contractor to self perform the amount therein stipulated. Failure to comply with these requirements may render the Bid **non-responsive** and ineligible for award.
20. **AVAILABILITY OF PLANS AND SPECIFICATIONS.** Contract Documents may be obtained by visiting the City's website: <http://www.sandiego.gov/cip/>. Plans and Specifications for this contract are also available for review in the office of the City Clerk or Public Works Contracting Group.
21. **QUESTIONS.**
 - 21.1. The Director (or designee), of the Public Works Department is the officer responsible for opening, examining, and evaluating the competitive Bids submitted to the City for the acquisition, construction and completion of any public improvement except when otherwise set forth in these documents. All questions related to this procurement action shall be addressed to the Public Works Contracting Group, Attention Contract Specialist, 1010 Second Avenue, Suite 1400, MS 614C, San Diego, California, 92101, and Telephone No. (619) 533-3450.

- 21.2. Questions received less than 14 days prior to the date for opening of Bids may not be answered.
- 21.3. Interpretations or clarifications considered necessary by the City in response to such questions will be issued by Addenda which will be uploaded to the City's online bidding service.
- 21.4. Only questions answered by formal written addenda will be binding. Oral and other interpretations or clarifications will be without legal effect. It is the Bidder's responsibility to become informed of any Addenda that have been issued and to include all such information in its Bid.
22. **ELIGIBLE BIDDERS.** No person, firm, or corporation shall be allowed to make, file, or be interested in **more** than one (1) Bid for the same work unless alternate Bids are called for. A person, firm or corporation who has submitted a sub-proposal to a Bidder, or who has quoted prices on materials to a Bidder, is not hereby disqualified from submitting a sub-proposal or quoting prices to other Bidders or from submitting a Bid in its own behalf. Any Bidder who submits more than one bid will result in the rejection of all bids submitted.
23. **SAN DIEGO BUSINESS TAX CERTIFICATE.** The Contractor and Subcontractors, not already having a City of San Diego Business Tax Certificate for the work contemplated shall secure the appropriate certificate from the City Treasurer, Civic Center Plaza, first floor and submit to the Contract Specialist upon request or as specified in the Contract Documents. Tax Identification numbers for both the Bidder and the listed Subcontractors must be submitted on the City provided forms with the Notice Inviting Bids and Contract forms.
24. **PROPOSAL FORMS.** Bid shall be made only upon the Bidding Documents i.e., Proposal form attached to and forming a part of the specifications. The signature of each person signing shall be in longhand.
- 24.1. Bidder shall complete and submit all pages in the "Bidding Document" Section (see Volume 2) as their Bid per the schedule given under "Required Documents Schedule," (see Volume 1). Bidder is requested to retain for their reference other portions of the Contract Documents that are not required to be submitted with the Bid. The entire specifications for the bid package do not need to be submitted with the bid.
- 24.2. The City may require any Bidder to furnish a statement of experience, financial responsibility, technical ability, equipment, and references.
- 24.3. Bids and certain other forms and documents as specified in the Volume 2 of 2 of the Contract Documents shall be enclosed in a sealed envelope and shall bear the title of the work and name of the Bidder and the appropriate State Contractors License designation which the Bidder holds.
- 24.4. Bids may be withdrawn by the Bidder prior to, but not after, the time fixed for opening of Bids.
25. **BIDDERS' GUARANTEE OF GOOD FAITH (BID SECURITY).**
- 25.1. With the exception of the contracts valued \$5,000 or less, JOC and Design-Build contracts, and contracts subject to the Small and Local Business Program of \$250,000 or less e.g., ELBE contracts, each Bidder shall accompany its Bid with

either a cashier's check upon some responsible bank, or a check upon such bank properly certified or an approved corporate surety bond payable to the City of San Diego, for an amount of not less than 10% of the aggregate sum of the Bid, which check or bond, and the monies represented thereby shall be held by the City as a guarantee that the Bidder, if awarded the contract, will in good faith enter into such contract and furnish the required final bonds.

25.2. The Bidder agrees that in case of Bidder's refusal or failure to execute this contract and give required final bonds, the money represented by a cashier's or certified check shall remain the property of the City, and if the Bidder shall fail to execute this contract, the Surety agrees that it will pay to the City damages which the City may suffer by reason of such failure, not exceeding the sum of 10% of the amount of the Bid.

25.3. A Bid received without the specified bid security will be rejected as being **non-responsive**.

26. AWARD OF CONTRACT OR REJECTION OF BIDS.

26.1. This contract may be awarded to the lowest responsible and reliable Bidder.

26.2. For Design-Build contracts, the award may not be solely based on price. Refer to the RFP for the selection and award details.

26.3. Bidders shall complete the entire Bid schedule (also referred to as "schedule of prices" or Proposal form). Incomplete price schedules will be rejected as being non-responsive.

26.4. The City reserves the right to reject any or all Bids, and to waive any informality or technicality in Bids received and any requirements of these specifications as to bidding procedure.

26.5. Bidders will not be released on account of their errors of judgment. Bidders may be released only upon receipt by the City from the Bidder within 3 Working Days, excluding Saturdays, Sundays, and state holidays, after the opening of Bids, of written notice which includes proof of honest, credible, clerical error of material nature, free from fraud or fraudulent intent, and of evidence that reasonable care was observed in the preparation of the Bid.

26.6. A non-selected Bidder may protest award of the Contract to the selected Bidder by submitting a written "Notice of Intent to Protest" including supporting documentation which shall be received by Public Works Contracting Group no later than 10 days after the City's announcement of the selected Bidder or no later than 10 days from the date that the City issues notice of designation of a Bidder as non-responsive in accordance with San Diego Municipal Code Chapter 2, § 22.3029, "Protests of Contract Award."

26.7. The City of San Diego will not discriminate with regard to race, religious creed, color, national origin, ancestry, physical handicap, marital status, sex or age, in the award of contracts.

26.8. Each Bid package properly executed as required by these specifications shall constitute a firm offer, which may be accepted by the City within the time specified in the Proposal.

- 26.9.** The City reserves the right to evaluate all Bids and determine the lowest Bidder (or winner for Design-Build contracts) on the basis of any proposed alternates, additive items or options, at its discretion that will be disclosed in the Volume 2 of 2 (or RFP for the Design-Build contracts).

27. BID RESULTS.

- 27.1.** The Bid opening by the City shall constitute the public announcement of the Apparent Low Bidder (or Apparent Winner in case of Design-Build contracts). In the event that the Apparent Low Bidder (or Apparent Winner in case of Design-Build contracts) is subsequently deemed non-responsive or non-responsible, a public announcement will be posted in the City's web page: <http://www.sandiego.gov/cip/index.shtml>, with the name of the newly designated Apparent Low Bidder (or Apparent Winner in case of Design-Build contracts).
- 27.2.** To obtain Bid results, either attend Bid opening, review the results on the City's web site, or provide a self-addressed, stamped envelope, referencing Bid number, and Bid tabulation will be mailed to you upon verification of extensions. Bid results cannot be given over the telephone.

28. THE CONTRACT.

- 28.1.** The Bidder to whom award is made shall execute a written contract with the City of San Diego and furnish good and approved bonds and insurance certificates specified by the City within 14 days after receipt by Bidder of a form of contract for execution unless an extension of time is granted to the Bidder in writing.
- 28.2.** If the Bidder takes longer than 14 days to fulfill these requirements, then the additional time taken shall be added to the Bid guarantee. The Contract shall be made in the form adopted by the City, which includes the provision that no claim or suit whatsoever shall be made or brought by Contractor against any officer, agent, or employee of the City for or on account of anything done or omitted to be done in connection with this contract, nor shall any such officer, agent, or employee be liable hereunder.
- 28.3.** If the Bidder to whom the award is made fails to enter into the contract as herein provided, the award may be annulled and the Bidder's Guarantee of Good Faith will be subject to forfeiture. An award may be made to the next lowest responsible and reliable Bidder who shall fulfill every stipulation embraced herein as if it were the party to whom the first award was made.
- 28.4.** For contracts that are not Design-Build, pursuant to the San Diego City Charter section 94, the City may only award a public works contract to the lowest responsible and reliable Bidder. The City will require the Apparent Low Bidder to (i) submit information to determine the Bidder's responsibility and reliability, (ii) execute the Contract in form provided by the City, and (iii) furnish good and approved bonds and insurance certificates specified by the City within 14 Days, unless otherwise approved by the City, in writing after the Bidder receives notification from the City, designating the Bidder as the Apparent Low Bidder and formally requesting the above mentioned items.
- 28.5.** The award of the Contract is contingent upon the satisfactory completion of the above mentioned items and becomes effective upon the signing of the Contract by the Mayor or designee. If the Apparent Low Bidder does not execute the Contract or submit required documents and information, the City may award the Contract to the

next lowest responsible and reliable Bidder who shall fulfill every condition precedent to award. A corporation designated as the Apparent Low Bidder shall furnish evidence of its corporate existence and evidence that the officer signing the Contract and bond for the corporation is duly authorized to do so.

29. EXAMINATION OF PLANS, SPECIFICATIONS, AND SITE OF WORK. The Bidder shall examine carefully the Project Site, the Plans and Specifications, the JOC Unit Price Books if applicable, other materials as described in the Special Provisions, Section 2-7, and the proposal forms (e.g., Bidding Documents). The submission of a Bid or JOC Task Order Proposal shall be conclusive evidence that the Bidder has investigated and is satisfied as to the conditions to be encountered, as to the character, quality, and scope of Work, the quantities of materials to be furnished, and as to the requirements of the Bidding Documents Proposal, Plans, and Specifications.

30. CITY STANDARD PROVISIONS.

30.1. This contract is subject to the following standard provisions. See The WHITEBOOK for details.

30.2. The City of San Diego Resolution No. R-277952 adopted on May 20, 1991 for a Drug-Free Workplace.

30.3. The City of San Diego Resolution No. R-282153 adopted on June 14, 1993 related to the Americans with Disabilities Act.

30.4. The City of San Diego Municipal Code §22.3004 for Pledge of Compliance.

30.5. The City of San Diego's Labor Compliance Program and the State of California Labor Code §§1771.5(b) and 1776.

30.6. Sections 1777.5, 1777.6, and 1777.7 of the State of California Labor Code concerning the employment of apprentices by contractors and subcontractors performing public works contracts.

30.7. The City's Equal Benefits Ordinance (EBO), Chapter 2, Article 2, Division 43 of The San Diego Municipal Code (SDMC).

30.8. The City's Information Security Policy (ISP) as defined in the City's Administrative Regulation 90.63.

31. PRE-AWARD ACTIVITIES.

31.1. The selected contractor by the City to execute a contract for this Work shall provide the information required within the time specified in "Required Documents," of this bid package. Failure to provide the information within the time specified may result in the Bid being rejected as **non-responsive**.

31.2. If the Bid is rejected as non-responsive, the selected contractor by the City to execute a contract for this Work shall forfeit the required Bid. The decision that the selected contractor by the City to execute a contract for this Work is non-responsive for failure to provide the information required within the time specified shall be at the sole discretion of the City.

32. OPTION TO RENEW.

32.1. The City expects to have additional **24 miles of streets to be resurfaced** by this contract with additional funding this fiscal year or next fiscal year. By submitting this bid, the Bidder is granting the City the option to renew this contract one time, at the City's sole discretion, at the prices set forth above and conditions herein stated with the Work to be performed commencing no later than **60 days** after the completion of **the original Contract**.

32.2. If deemed necessary by the City, the option to renew will be exercised in writing by the City within 1 year of the date of the Bid opening for this project. The following conditions apply to the option to renew:

1. The total price of the option to renew shall not exceed the original contract amount. The option to renew will be for one or more of the listed Bid items as determined by the City, for quantities to be specified by the City that will be within twenty five percent ($\pm 25\%$) of the quantities listed in the Bid.
2. The increase in lump sum Bid amounts e.g., bond, mobilization, storm water protection, and traffic control shall be in proportion to the amount of the added quantities. Allowance Bid items have been provided for this purpose where needed.
3. The Contract Time to perform the additional Work will be the same as for the original Work, adjusted proportionately to the amount of the added Work compared to the amount of the original Work.
4. The Retention for both original and added Work will be administered in accordance with 9-3.2, "Partial and Final Payment."
5. A separate NTP will be issued for the added Work.
6. A separate NOC may be filed for the added Work if the time between completion of the original Work and the commencement of the added Work exceeds 60 days.

The option to renew may be declined by the Bidder only if the California Statewide Paving Asphalt Price Index has increased by more than 10% from the date of Bid opening to the date the option to renew is exercised by the City.

33. REQUIRED DOCUMENT SCHEDULE.

33.1. The Bidder's attention is directed to the City's Municipal Code §22.0807(e), (3)-(5) for important information regarding grounds for debarment for failure to submit required documentation.

33.2. The specified Equal Opportunity Contracting Program (EOCP) forms are available for download from the City's web site at:

<http://www.sandiego.gov/eoc/forms/index.shtml>

ITEM	WHEN DUE	FROM	DOCUMENT TO BE SUBMITTED
1.	BID SUBMITTAL DATE/TIME	ALL BIDDERS	Bid

ITEM	WHEN DUE	FROM	DOCUMENT TO BE SUBMITTED
2.	BID SUBMITTAL DATE/TIME	ALL BIDDERS	Non-collusion Affidavit to be Executed By Bidder and Submitted with Bid under 23 USC 112 and PCC 7106
3.	BID SUBMITTAL DATE/TIME	ALL BIDDERS	Contractors Certification of Pending Actions
4.	BID SUBMITTAL DATE/TIME	ALL BIDDERS	Equal Benefits Ordinance Certification of Compliance
5.	BID SUBMITTAL DATE/TIME	ALL BIDDERS	Form AA35 - List of Subcontractors
6.	BID SUBMITTAL DATE/TIME	ALL BIDDERS	Form AA40 - Named Equipment/Material Supplier List
7.	WITHIN 3 WORKING DAYS OF BID OPENING WITH GOOD FAITH EFFORT DOCUMENTATION	ALL BIDDERS	SLBE Good Faith Efforts Documentation
8.	WITHIN 3 WORKING DAYS OF BID OPENING WITH GOOD FAITH EFFORT DOCUMENTATION	ALL BIDDERS	Proof of Valid DBE-MBE-WBE-DVBE Certification Status e.g., Certs.
9.	WITHIN 3 WORKING DAYS OF BID OPENING WITH GOOD FAITH EFFORT DOCUMENTATION	ALL BIDDERS	Form AA60 – List of Work Made Available
10.	WITHIN 10 WORKING DAYS AFTER RECEIPT BY BIDDER OF CONTRACT FORMS	APPARENT LOW BIDDER	Names of the principal individual owners of the Apparent Low Bidder
11.	WITHIN 10 WORKING DAYS AFTER RECEIPT BY BIDDER OF CONTRACT FORMS	APPARENT LOW BIDDER	Form BB05 - Work Force Report
12.	WITHIN 10 WORKING DAYS AFTER RECEIPT BY BIDDER OF CONTRACT FORMS	APPARENT LOW BIDDER	Contract Forms - Agreement
13.	WITHIN 10 WORKING DAYS AFTER RECEIPT BY BIDDER OF CONTRACT FORMS	APPARENT LOW BIDDER	Contract Forms - Payment and Performance Bond
14.	WITHIN 10 WORKING DAYS AFTER RECEIPT BY BIDDER OF CONTRACT FORMS	APPARENT LOW BIDDER	Certificates of Insurance and Endorsements
15.	WITHIN 10 WORKING DAYS AFTER RECEIPT BY BIDDER OF CONTRACT FORMS	APPARENT LOW BIDDER	Contractor Certification - Drug-Free Workplace
16.	WITHIN 10 WORKING DAYS AFTER RECEIPT BY BIDDER OF CONTRACT FORMS	APPARENT LOW BIDDER	Contractor Certification - American with Disabilities Act
17.	WITHIN 10 WORKING DAYS AFTER RECEIPT BY BIDDER OF CONTRACT FORMS	APPARENT LOW BIDDER	Contractors Standards - Pledge of Compliance

CONTRACT FORMS
AGREEMENT

CONTRACT FORMS AGREEMENT

CONSTRUCTION CONTRACT

This contract is made and entered into between THE CITY OF SAN DIEGO, a municipal corporation, herein called "City", and ATP General Engineering Contractors, herein called "Contractor" for construction of FY 13 Asphalt Overlay Group III, Bid No.K-13-5854-DBB-3; in the amount of Eight Million Ninety-Five Thousand Two Hundred Sixty-Four and 61/100 Dollars (\$8,095,264.61), which is comprised of the Base Bid only.

IN CONSIDERATION of the payments to be made hereunder and the mutual undertakings of the parties hereto, City and Contractor agree as follows:

1. The following are incorporated into this contract as though fully set forth herein:
 - (a) The attached Faithful Performance and Payment Bonds.
 - (b) The attached Proposal included in the Bid documents by the Contractor.
 - (c) Reference Standards listed in the Notice Inviting Bids and the Supplementary Special Provisions (SSP).
 - (d) That certain documents entitled **FY 13 Asphalt Overlay Group III**, on file in the office of the City Clerks as Document No. B-13057, as well as all matters referenced therein.
2. The Contractor shall perform and be bound by all the terms and conditions of this contract and in strict conformity therewith shall perform and complete in a good and workmanlike manner **FY 13 Asphalt Overlay Group III**, Bid Number **K-13-5854-DBB-3**, San Diego, California.
3. For such performances, the City shall pay to Contractor the amounts set forth at the times and in the manner and with such additions or deductions as are provided for in this contract, and the Contractor shall accept such payment in full satisfaction of all claims incident to such performances.
4. No claim or suit whatsoever shall be made or brought by Contractor against any officer, agent, or employee of the City for or on account of anything done or omitted to be done in connection with this contract, nor shall any such officer, agent, or employee be liable hereunder.
5. This contract is effective as of the date that the Mayor or designee signs the agreement.

CONTRACT FORMS (continued)

AGREEMENT

IN WITNESS WHEREOF, this Agreement is signed by the City of San Diego, acting by and through its Mayor or designee, pursuant to Municipal Code _____ authorizing such execution.

THE CITY OF SAN DIEGO

APPROVED AS TO FORM AND LEGALITY

Jan I. Goldsmith, City Attorney

By Tony Heinrichs

By Ryan P Gerarity

Print Name: _____
Tony Heinrichs, Director of Public Works

Print Name: RYAN P GERARITY
Deputy City Attorney

Date: 7/15/13

Date: 7/12/13

CONTRACTOR

By Donald L Daley III

Print Name: DONALD L DALEY III

Title: PRESIDENT

Date: JUNE 20, 2013

City of San Diego License No.: B2010023183

State Contractor's License No.: 502506 (A)

POST IN CONSPICUOUS PLACE OR KEEP ON PERSON

CITY OF SAN DIEGO * CERTIFICATE OF PAYMENT OF BUSINESS TAX

Certificate Number: B2010023183

Business Name: ATP GENERAL ENGINEERING CONTRACTORS
Business Owner: ATP GENERAL ENGINEERING CONTRACTORS
Business Address: 187 MACE ST
CHULA VISTA CA 91911-5891

ATP GENERAL ENGINEERING CONTRACTORS
ATP GENERAL ENGINEERING CONTRACTORS
187 MACE ST
CHULA VISTA, CA 91911

Primary Business Activity: ALL OTHER SPECIAL TRADE CONTRACTORS

Secondary Business Activity:

Effective Date: 08/01/2012
Expiration Date: 07/31/2013

PLEASE NOTIFY THE CITY TREASURER'S OFFICE IN WRITING OF ANY CHANGE IN OWNERSHIP OR ADDRESS - BUSINESS TAX PROGRAM, PO BOX 122289, SAN DIEGO, CA 92112

BUSINESS FILE COPY

CITY OF SAN DIEGO
CERTIFICATE OF PAYMENT OF BUSINESS TAX
PO BOX 122289, SAN DIEGO, CA 92112-2289
1200 3RD AVENUE, MS 51T, SAN DIEGO, CA 92101
(619) 615-1500; FAX (619) 533-3272
www.sandiego.gov/treasurer

Certificate Number: B2010023183

Business Name: ATP GENERAL ENGINEERING CONTRACTORS
Business Owner: ATP GENERAL ENGINEERING CONTRACTORS
Business Address: 187 MACE ST
CHULA VISTA CA 91911-5891

Return Service Requested

*****AUTO**SCH 3-DIGIT 920 1-23
ATP GENERAL ENGINEERING CONTRACTORS
ATP GENERAL ENGINEERING CONTRACTORS
187 MACE ST
CHULA VISTA, CA 91911-5820

Primary Business Activity: ALL OTHER SPECIAL TRADE CONTRACTORS

Secondary Business Activity:

Effective Date: 08/01/2012
Expiration Date: 07/31/2013



Mailing Address: ATP GENERAL ENGINEERING CONTRACTORS
ATP GENERAL ENGINEERING CONTRACTORS
187 MACE ST
CHULA VISTA CA 91911

This certificate acknowledges payment of business taxes pursuant to the San Diego Municipal Code. This **is not** a License to do business within the City of San Diego in violation of any section of the Municipal Code or regulation adopted by the City Council including, but not limited to: Zoning restrictions; Land Use specifications as defined in Planned Districts, Redevelopment areas, Historical Districts, or Revitalization areas; Business Tax Regulations; Police Department Regulations; and Fire, Health or Sanitation Permits and Regulations.

This document is issued without verification that the payer is subject to or exempt from licensing by the State of California.

Payment of the required tax at the time or times due is for the term and purpose stated and is pursuant to City Ordinance. Please refer to delinquency information under "Notice".

NOTICE: It is the responsibility of the certificate holder to renew this certificate of payment of business tax within the proper time limits. Failure to do so, even if you have not received a renewal notice, will result in the assessment of a penalty. Please note your expiration date on this certificate above. The certificate holder is requested to notify the City Treasurer's Office upon sale or closure of the business, change of location, or change of business activity.

The tax or fees collected are **Not Refundable** unless collected as a direct result of an error by the City of San Diego.

This certificate is NOT transferable for a change in business ownership.

This information is available in alternative formats upon request.

**CONTRACT/AGREEMENT
ATTACHMENTS**

CONTRACT ATTACHMENT
PERFORMANCE BOND AND LABOR AND MATERIALMEN'S BOND

FAITHFUL PERFORMANCE BOND AND LABOR AND MATERIALMEN'S BOND:

ATP General Engineering Contractors, a corporation, as principal, and Travelers Casualty and Surety Company of America, a corporation authorized to do business in the State of California, as Surety, hereby obligate themselves, their successors and assigns, jointly and severally, to The City of San Diego a municipal corporation in the sum of Eight Million Ninety-Five Thousand Two Hundred Sixty-Four and 61/100 Dollars (\$8,095,264.61) for the faithful performance of the annexed contract, and in the sum of Eight Million Ninety-Five Thousand Two Hundred Sixty-Four and 61/100 Dollars (\$8,095,264.61) for the benefit of laborers and materialmen designated below.

Conditions:

If the Principal shall faithfully perform the annexed contract FY13 Asphalt Overlay Group III, Bid Number K-13-5854-DBB-3, San Diego, California then the obligation herein with respect to a faithful performance shall be void; otherwise it shall remain in full force.

If the Principal shall promptly pay all persons, firms and corporations furnishing materials for or performing labor in the execution of this contract, and shall pay all amounts due under the California Unemployment Insurance Act then the obligation herein with respect to laborers and materialmen shall be void; otherwise it shall remain in full force.

The obligation herein with respect to laborers and materialmen shall inure to the benefit of all persons, firms and corporations entitled to file claims under the provisions of Chapter 3 of Division 5 of Title I of the Government Code of the State of California or under the provisions of Section 3082 et seq. of the Civil Code of the State of California.

Changes in the terms of the annexed contract or specifications accompanying same or referred to therein shall not affect the Surety's obligation on this bond, and the Surety hereby waives notice of same.


CONTRACT ATTACHMENT (continued)
PERFORMANCE BOND AND LABOR AND MATERIALMEN'S BOND

The Surety shall pay reasonable attorney's fees should suit be brought to enforce the provisions of this bond.

Dated June 19, 2013


Approved as to Form and Legality

ATP General Engineering Contractors


Principal
By 

DONALD L DALEY III, PRESIDENT
Printed Name of Person Signing for Principal


Jan I. Goldsmith, City Attorney

By 
RYAN P BERETTA

Travelers Casualty and Surety Company of America

Surety
By 
Paul Boucher Attorney-in-fact

Approved:

By: 
Tony Heinrichs
Director, Department of Public Works

21688 Gateway Center Drive

Local Address of Surety

Diamond Bar, CA 91765

Local Address (City, State) of Surety

(909) 612 - 3654

Local Telephone No. of Surety

Premium \$ 70,834.00

Bond No. 105904416

ALL-PURPOSE CALIFORNIA ACKNOWLEDGEMENT

State of California }
County of SAN DIEGO } ss.

On JUNE 20, 2013 before me, William D Watts, Notary Public,
(DATE) (NOTARY)

personally appeared DONALD L DALEY III

personally known to me (or proved to me on the basis of satisfactory evidence) to be the person(s) whose name(s) is/~~are~~ subscribed to the within instrument and acknowledged to me that he/~~she~~/~~they~~ executed the same in his/~~her~~/~~their~~ authorized capacity(ies), and that by his/~~her~~/~~their~~ signature(s) on the instrument the person(s), or the entity upon behalf of which the person(s) acted, executed the instrument.

WITNESS my hand and official seal.



Signature William D Watts (seal)

*****OPTIONAL INFORMATION*****

The following information is not required by law, however it may be helpful in preventing fraudulent use of this acknowledgement.

DOCUMENT TITLE OR DESCRIPTION _____

DOCUMENT DATE: _____ NUMBER OF PAGES: _____

COMMENTS:

RIGHT THUMBPRINT OF SIGNER

RIGHT THUMBPRINT OF SIGNER


CALIFORNIA ALL-PURPOSE ACKNOWLEDGMENT

STATE OF CALIFORNIA

County of LOS ANGELES }

On June 19, 2013 before me, YALONDA M. EUBANK, NOTARY PUBLIC,
Date Here Insert Name and Title of the Officer

personally appeared PAUL BOUCHER
Name(s) of Signer(s)



Place Notary Seal Above

who proved to me on the basis of satisfactory evidence to be the person(x) whose name(x) :s/xxx subscribed to the within instrument and acknowledged to me that he/xxxxxxx executed the same in his/xxxxxxx authorized capacity(ies), and that by his/xxxxxxx signature(x) on the instrument the person(x), or the entity upon behalf of which the person(x) acted, executed the instrument.

I certify under PENALTY OF PERJURY under the laws of the State of California that the foregoing paragraph is true and correct.

Witness my hand and official seal.

Signature Yalonda M. Eubank
Signature of Notary Public YALONDA M. EUBANK

OPTIONAL

Though the information below is not required by law, it may prove valuable to persons relying on the document and could prevent fraudulent removal and reattachment of this form to another document.

Description of Attached Document

Title or Type of Document: Bond No. 105904416 - Performance and Labor & Material Bond


Document Date: June 19, 2013 Number of Pages: _____

Signer(s) Other Than Named Above: _____

Capacity(ies) Claimed by Signer(s)

Signer's Name: _____


- Individual
- Corporate Officer — Title(s): _____
- Partner — Limited General
- Attorney in Fact
- Trustee
- Guardian or Conservator
- Other: _____



Signer Is Representing: _____

Signer's Name: _____

- Individual
- Corporate Officer — Title(s): _____
- Partner — Limited General
- Attorney in Fact
- Trustee
- Guardian or Conservator
- Other: _____



Signer Is Representing: _____



POWER OF ATTORNEY

Farmington Casualty Company
Fidelity and Guaranty Insurance Company
Fidelity and Guaranty Insurance Underwriters, Inc.
St. Paul Fire and Marine Insurance Company
St. Paul Guardian Insurance Company

St. Paul Mercury Insurance Company
Travelers Casualty and Surety Company
Travelers Casualty and Surety Company of America
United States Fidelity and Guaranty Company

Attorney-In Fact No. 225566

Certificate No. 005190821

KNOW ALL MEN BY THESE PRESENTS: That Farmington Casualty Company, St. Paul Fire and Marine Insurance Company, St. Paul Guardian Insurance Company, St. Paul Mercury Insurance Company, Travelers Casualty and Surety Company, Travelers Casualty and Surety Company of America, and United States Fidelity and Guaranty Company are corporations duly organized under the laws of the State of Connecticut, that Fidelity and Guaranty Insurance Company is a corporation duly organized under the laws of the State of Iowa, and that Fidelity and Guaranty Insurance Underwriters, Inc., is a corporation duly organized under the laws of the State of Wisconsin (herein collectively called the "Companies"), and that the Companies do hereby make, constitute and appoint

Paul Boucher, Tim Noonan, Janina Monroe, Tom McCall, and Dennis Langer

of the City of Los Angeles, State of California, their true and lawful Attorney(s)-in-Fact, each in their separate capacity if more than one is named above, to sign, execute, seal and acknowledge any and all bonds, recognizances, conditional undertakings and other writings obligatory in the nature thereof on behalf of the Companies in their business of guaranteeing the fidelity of persons, guaranteeing the performance of contracts and executing or guaranteeing bonds and undertakings required or permitted in any actions or proceedings allowed by law.

IN WITNESS WHEREOF, the Companies have caused this instrument to be signed and their corporate seals to be hereto affixed, this 14th day of September, 2012.

Farmington Casualty Company
Fidelity and Guaranty Insurance Company
Fidelity and Guaranty Insurance Underwriters, Inc.
St. Paul Fire and Marine Insurance Company
St. Paul Guardian Insurance Company

St. Paul Mercury Insurance Company
Travelers Casualty and Surety Company
Travelers Casualty and Surety Company of America
United States Fidelity and Guaranty Company



State of Connecticut
City of Hartford ss.

By: [Signature]
Robert L. Raney, Senior Vice President

On this the 14th day of September, 2012, before me personally appeared Robert L. Raney, who acknowledged himself to be the Senior Vice President of Farmington Casualty Company, Fidelity and Guaranty Insurance Company, Fidelity and Guaranty Insurance Underwriters, Inc., St. Paul Fire and Marine Insurance Company, St. Paul Guardian Insurance Company, St. Paul Mercury Insurance Company, Travelers Casualty and Surety Company, Travelers Casualty and Surety Company of America, and United States Fidelity and Guaranty Company, and that he, as such, being authorized so to do, executed the foregoing instrument for the purposes therein contained by signing on behalf of the corporations by himself as a duly authorized officer.

In Witness Whereof, I hereunto set my hand and official seal.
My Commission expires the 30th day of June, 2016.



[Signature]
Marie C. Tetreault, Notary Public

CONTRACTOR CERTIFICATION

DRUG-FREE WORKPLACE

PROJECT TITLE: FY13 Asphalt Overlay Group III

I hereby certify that I am familiar with the requirements of San Diego City Council Policy No. 100-17 regarding Drug-Free Workplace as outlined in the WHITEBOOK, Section 7-13.3, "Drug-Free Workplace", of the project specifications, and that;

ATP GENERAL ENGINEERING CONTRACTORS
(Name under which business is conducted)

has in place a drug-free workplace program that complies with said policy. I further certify that each subcontract agreement for this project contains language which indicates the subcontractor's agreement to abide by the provisions of subdivisions a) through c) of the policy as outlined.

Signed  _____

Printed Name DONALD L DALEY III

Title PRESIDENT

CONTRACTOR CERTIFICATION

AMERICAN WITH DISABILITIES ACT (ADA) COMPLIANCE CERTIFICATION

PROJECT TITLE: FY 13 Asphalt Overlay Group III


I hereby certify that I am familiar with the requirements of San Diego City Council Policy No. 100-4 regarding the American With Disabilities Act (ADA) outlined in the WHITEBOOK, Section 7-13.2, "American With Disabilities Act", of the project specifications, and that;

ATP GENERAL ENGINEERING CONTRACTORS

(Name under which business is conducted)

has in place a workplace program that complies with said policy. I further certify that each subcontract agreement for this project contains language which indicates the subcontractor's agreement to abide by the provisions of the policy as outlined.

Signed



Printed Name

DONALD L DALEY III

Title

PRESIDENT

CONTRACTOR CERTIFICATION

CONTRACTOR STANDARDS – PLEDGE OF COMPLIANCE

PROJECT TITLE: FY13 Asphalt Overlay Group III

I declare under penalty of perjury that I am authorized to make this certification on behalf of ATP GENERAL ENGR. CONT., as Contractor, that I am familiar with the requirements of City of San Diego Municipal Code § 22.3224 regarding Contractor Standards as outlined in the WHITEBOOK, Section 7-13.4, ("Contractor Standards"), of the project specifications, and that Contractor has complied with those requirements.

I further certify that each of the Contractor's subcontractors whose subcontracts are greater than \$50,000 in value has completed a Pledge of Compliance attesting under penalty of perjury of having complied with City of San Diego Municipal Code § 22.3224.

Dated this 20th Day of JUNE, 2013.

Signed



Printed Name DONALD L DAVEY III

Title PRESIDENT

AFFIDAVIT OF DISPOSAL

WHEREAS, on the _____ DAY OF _____, _____, the undersigned entered into and executed a contract with the City of San Diego, a municipal corporation, for:

FY 13 Asphalt Overlay Group III

(Name of Project)

as particularly described in said contract and identified as Bid No. **K-13-5854-DBB-3**; SAP No. (WBS/IO/CC) **B-13046** and **WHEREAS**, the specification of said contract requires the Contractor to affirm that "all brush, trash, debris, and surplus materials resulting from this project have been disposed of in a legal manner"; and **WHEREAS**, said contract has been completed and all surplus materials disposed of:

NOW, THEREFORE, in consideration of the final payment by the City of San Diego to said Contractor under the terms of said contract, the undersigned Contractor, does hereby affirm that all surplus materials as described in said contract have been disposed of at the following location(s)

and that they have been disposed of according to all applicable laws and regulations.

Dated this _____ DAY OF _____, _____.

Contractor
by

ATTEST:

State of _____
County of _____

On this _____ DAY OF _____, _____, before the undersigned, a Notary Public in and for said County and State, duly commissioned and sworn, personally appeared _____ known to me to be the _____ Contractor named in the foregoing Release, and whose name is subscribed thereto, and acknowledged to me that said Contractor executed the said Release.

Notary Public in and for said County and State

COMPANY LETTERHEAD
CERTIFICATE OF COMPLIANCE

Materials and Workmanship Compliance

For Contract: _____

I certify that the material listed below complies with the materials and workmanship requirements of the Caltrans Contract Plans, Special Provisions, Standard Specifications, and Standard Plans for the contract listed above.

I also certify that I am an official representative for _____, the manufacturer of the material listed above. Furthermore, I certify that where California test methods, physical or chemical test requirements are part of the specifications, that the manufacturer has performed the necessary quality control to substantiate this certification.

Material Description:

Manufacturer: _____
Model: _____
Serial Number (if applicable) _____
Quantity to be supplied: _____
Remarks: _____

Signed by: _____

Printed Name: _____

Title: _____

Company: _____

Date: _____

**City of San Diego
Engineering and Capital Projects, Field Division**

NOTICE OF MATERIALS TO BE USED

To: _____
Resident Engineer

Date: _____, _____

You are hereby notified that the materials required for use under Contract No. _____ for construction of _____, in the City of San Diego, will be obtained from sources herein designated.

CONTRACT ITEM NO. (Bid Item)	KIND OF MATERIAL (Category)	NAME AND ADDRESS WHERE MATERIAL CAN BE INSPECTED (At Source)

It is requested that you arrange for a sampling, testing, and inspection of the materials prior to delivery, in accordance with Section 4-1.11 of the WHITEBOOK, where it is practicable, and in accordance with your policy. It is understood that source inspection does not relieve the Contractor of full responsibility for incorporating in the work, materials that comply in all respects with the contract plans and specifications, nor does it preclude subsequent rejection of materials found to be undesirable or unsuitable.

Distribution:

Supplier

Yours truly,

Signature of Supplier

Address
Phone Number: _____

SUPPLEMENTARY SPECIAL PROVISIONS (SSP)

SUPPLEMENTARY SPECIAL PROVISIONS

The following Supplementary Special Provisions (SSP) modifies the following documents:

- 1) Standard Specifications for Public Works Construction (The GREENBOOK) currently in effect.
- 2) The City of San Diego Standard Specifications for Public Works Construction (The WHITEBOOK).

SECTION 1 – TERMS, DEFINITIONS, ABBREVIATIONS, UNITS OF MEASURE, AND SYMBOLS

1-2 TERMS AND DEFINITIONS.

Normal Working Hours. To the City Supplements, ADD the following:

The Normal Working Hours are 7:30 AM to 3:30 PM.

SECTION 2 – SCOPE AND CONTROL OF THE WORK

2-3.2 Self Performance. DELETE in its entirety and SUBSTITUTE with the following:

You must perform, with your own organization, Contract work amounting to at least 50% of the base bid alone or base bid and any additive or deductive alternate(s) that together when added or deducted form the basis of award.

2-9.2 Survey Service. DELETE in its entirety and SUBSTITUTE with the following:

The Contractor shall be responsible for all surveying services or as may be specified in these special provisions.

The payment for survey services shall be included in the various Bid items unless a Bid item for Survey Service has been provided.

SECTION 4 – CONTROL OF MATERIALS

4-1.6 Trade Names or Equals. ADD the following:

You must submit your list of proposed substitutions for “an equal” (“or equal”) item(s) **no later than 5 Working Days after the determination of the Apparent Low Bidder** and on a City form when provided by the City.

SECTION 6 – PROSECUTION, PROGRESS, AND ACCEPTANCE OF WORK

6-1.3 Work Outside Normal Working Hours. ADD the following:

Construction work may be performed at night or weekends at no extra cost to the City. The contractor shall have prior authorization from the Resident Engineer and the City Traffic Engineer to perform Work on weekends or at night. In addition, the Contractor shall be required to obtain a Noise Abatement Permit to perform work

outside the normal working hours. Cost of the permits shall be included in the various unit price Bid items for the work.

6-2.1 Moratoriums. To the City Supplement, ADD the following:

No Work shall be allowed in the areas where there is currently a moratorium issued by the City

SECTION 7 – RESPONSIBILITIES OF THE CONTRACTOR

7-3 LIABILITY INSURANCE. DELETE in its entirety and SUBSTITUTE with the following:

The insurance provisions herein must not be construed to limit your indemnity obligations contained in the Contract.

7-3.1 Policies and Procedures.

1. You must procure the insurance described below, at its sole cost and expense, to provide coverage against claims for loss including injuries to persons or damage to property, which may arise out of or in connection with the performance of the Work by you, your agents, representatives, officers, employees or Subcontractors.
2. Insurance coverage for property damage resulting from your operations is on a replacement cost valuation. The market value will not be accepted.
3. You must maintain this insurance for the duration of this contract and at all times thereafter when you are correcting, removing, or replacing Work in accordance with this contract. Your liabilities under the Contract, e.g., your indemnity obligations, is not deemed limited to the insurance coverage required by this contract.
4. Payment for insurance is included in the various items of Work as bid by you, and except as specifically agreed to by the City in writing, you are not entitled to any additional payment. Do not begin any work under this contract until you have provided and the City has approved all required insurance.
5. Policies of insurance must provide that the City is entitled to 30 days (10 days for cancellation due to non-payment of premium) prior written notice of cancellation or non-renewal of the policy. Maintenance of specified insurance coverage is a material element of the Contract. Your failure to maintain or renew coverage or to provide evidence of renewal during the term of the Contract may be treated by the City as a material breach of the Contract.

7-3.2 Types of Insurance.

7-3.2.1 Commercial General Liability Insurance.

1. Commercial General Liability Insurance must be written on the current version of the ISO Occurrence form CG 00 01 07 98 or an equivalent form providing coverage at least as broad.

2. The policy must cover liability arising from premises and operations, XCU (explosions, underground, and collapse), independent contractors, products/completed operations, personal injury and advertising injury, bodily injury, property damage, and liability assumed under an insured’s contract (including the tort liability of another assumed in a business contract).
3. There must be no endorsement or modification limiting the scope of coverage for either “insured vs. insured” claims or contractual liability. You must maintain the same or equivalent insurance for at least 10 years following completion of the Work.
4. All costs of defense must be outside the policy limits. Policy coverage must be in liability limits of not less than the following:

<u>General Annual Aggregate Limit</u>	<u>Limits of Liability</u>
Other than Products/Completed Operations	\$2,000,000
Products/Completed Operations Aggregate Limit	\$2,000,000
Personal Injury Limit	\$1,000,000
Each Occurrence	\$1,000,000

7-3.2.2 Commercial Automobile Liability Insurance.

1. You must provide a policy or policies of Commercial Automobile Liability Insurance written on the current version of the ISO form CA 00 01 12 90 or later version or equivalent form providing coverage at least as broad in the amount of \$1,000,000 combined single limit per accident, covering bodily injury and property damage for owned, non-owned, and hired automobiles (“Any Auto”).
2. All costs of defense must be outside the limits of the policy.

7-3.3 Rating Requirements. Except for the State Compensation Insurance Fund, all insurance required by this contract as described herein must be carried only by responsible insurance companies with a rating of, or equivalent to, at least “A-, VI” by A.M. Best Company, that are authorized by the California Insurance Commissioner to do business in the State, and that have been approved by the City.

7-3.3.1 Non-Admitted Carriers. The City will accept insurance provided by non-admitted, “surplus lines” carriers only if the carrier is authorized to do business in the State and is included on the List of Approved Surplus Lines Insurers (LASLI list).

All policies of insurance carried by non-admitted carriers must be subject to all of the requirements for policies of insurance provided by admitted carriers described herein.

7-3.4 Evidence of Insurance. Furnish to the City documents e.g., certificates of insurance and endorsements evidencing the insurance required herein, and furnish renewal documentation prior to expiration of this insurance. Each required document must be signed by the insurer or a person authorized by the insurer to bind coverage on its behalf. We reserve the right to require complete, certified copies of all insurance policies required herein.

7-3.5 Policy Endorsements.

7-3.5.1 Commercial General Liability Insurance.

7-3.5.1.1 Additional Insured.

- a) You must provide at your expense policy endorsement written on the current version of the ISO Occurrence form CG 20 10 11 85 or an equivalent form providing coverage at least as broad.
- b) To the fullest extent allowed by law e.g., California Insurance Code §11580.04, the policy must be endorsed to include the City and its respective elected officials, officers, employees, agents, and representatives as additional insured.
- c) The additional insured coverage for projects for which the Engineer's Estimate is \$1,000,000 or more must include liability arising out of: (a) Ongoing operations performed by you or on your behalf, (b) your products, (c) your work, e.g., your completed operations performed by you or on your behalf, or (d) premises owned, leased, controlled, or used by you.
- d) The additional insured coverage for projects for which the Engineer's Estimate is less than \$1,000,000 must include liability arising out of: (a) Ongoing operations performed by you or on your behalf, (b) your products, or (c) premises owned, leased, controlled, or used by you.

7-3.5.1.2 Primary and Non-Contributory Coverage. The policy must be endorsed to provide that the coverage with respect to operations, including the completed operations, if appropriate, of the Named Insured is primary to any insurance or self-insurance of the City and its elected officials, officers, employees, agents and representatives. Further, it must provide that any insurance maintained by the City and its elected officials, officers, employees, agents and representatives must be in excess of your insurance and must not contribute to it.

7-3.5.1.3 Project General Aggregate Limit. The policy or policies must be endorsed to provide a Designated Construction Project General Aggregate Limit that will apply only to the Work. Only claims payments which arise from the Work must reduce the Designated Construction Project General Aggregate Limit. The Designated Construction Project General Aggregate Limit must be in addition to the aggregate limit provided for the products-completed operations hazard.

7-3.5.2 Commercial Automobile Liability Insurance.

7-3.5.2.1 Additional Insured. Unless the policy or policies of Commercial Auto Liability Insurance are written on an ISO form CA 00 01 12 90 or a later version of this form or equivalent form providing coverage at least as broad, the policy must be endorsed to include the City and its respective elected officials, officers, employees, agents, and representatives as additional insured, with respect to liability arising out of automobiles owned, leased, hired or borrowed by you or on your behalf. This endorsement is limited to the obligations permitted by California Insurance Code §11580.04.

7-3.6 Deductibles and Self-Insured Retentions. You must pay for all deductibles and self-insured retentions. You must disclose deductibles and self-insured retentions to the City at the time the evidence of insurance is provided.

7-3.7 Reservation of Rights. The City reserves the right, from time to time, to review your insurance coverage, limits, deductibles and self-insured retentions to determine if they are acceptable to the City. The City will reimburse you, without overhead, profit, or any other markup, for the cost of additional premium for any coverage requested by the Engineer but not required by this contract.

7-3.8 Notice of Changes to Insurance. You must notify the City 30 days prior to any material change to the policies of insurance provided under this contract.

7-3.9 Excess Insurance. Policies providing excess coverage must follow the form of the primary policy or policies e.g., all endorsements.

7-4 WORKERS' COMPENSATION INSURANCE. DELETE in its entirety and SUBSTITUTE with the following:

7-4.1 Workers' Compensation Insurance and Employers Liability Insurance.

1. In accordance with the provisions of §3700 of the California Labor Code, you must provide at your expense Workers' Compensation Insurance and Employers Liability Insurance to protect you against all claims under applicable state workers compensation laws. The City, its elected officials, and employees will not be responsible for any claims in law or equity occasioned by your failure to comply with the requirements of this section.

2. Limits for this insurance must be not less than the following:

<u>Workers' Compensation</u>	<u>Statutory Employers Liability</u>
Bodily Injury by Accident	\$1,000,000 each accident
Bodily Injury by Disease	\$1,000,000 each employee
Bodily Injury by Disease	\$1,000,000 policy limit

3. By signing and returning the Contract you certify that you are aware of the provisions of §3700 of the Labor Code which require every employer to be insured against liability for worker's compensation or to undertake self-insurance in accordance with the provisions of that code and you must comply with such provisions before commencing the Work as required by §1861 of the California Labor Code.

7-4.1.1 Waiver of Subrogation. The policy or policies must be endorsed to provide that the insurer will waive all rights of subrogation against the City, and its respective elected officials, officers, employees, agents, and representatives for losses paid under the terms of the policy or policies and which arise from work performed by the Named Insured for the City.

7-5.2 Caltrans Encroachment Permit. To the City Supplement, DELETE in its entirety and SUBSTITUTE with the following:

a) When specified in the SSP, the City has applied for the Caltrans Encroachment Permit.

- b) The City will apply for a “parent” permit when the Contractor submits 6 collated, stapled sets of traffic control Working Drawings for work in areas subject to Caltrans permitting.
- c) The Contractor shall pay for and secure the permit prior to construction.
- d) The Contractor shall arrange and pay for inspection as required by Caltrans.
- e) The Contractor shall be solely responsible for permit processing delays that result from incomplete or inaccurate information provided by the Contractor to the City or the Caltrans.

7-5.3 Payment. To the City Supplement, DELETE in its entirety and SUBSTITUTE with the following:

The payment for applying for and obtaining the required permits shall be included in the various Bid items unless a Bid item has been provided.

7-8.6 Water Pollution Control. ADD the following:

Based on a preliminary assessment by the City, the Contract is subject to WPCP.

7-10.2.6 Traffic Control Signs and Notices for Resurfacing and Slurry Sealing. To the City Supplement, first paragraph, ADD the following:

For each street segment in addition to resurfacing and slurry sealing, the Contractor shall post “NO PARKING” for any required preparatory work such as, but not limited to, damaged asphalt pavement replacement (mill & pave), crack seal, and tree trimming.

7-15 INDEMNIFICATION AND HOLD HARMLESS AGREEMENT. To the City Supplement, fourth paragraph, last sentence, DELETE in its entirety and SUBSTITUTE with the following:

Your duty to indemnify and hold harmless does not include any claims or liability arising from the established active or sole negligence, or willful misconduct of the City, its officers, or employees.

SECTION 8 – FACILITIES FOR AGENCY PERSONNEL

8-2 FIELD OFFICE FACILITIES. To the City Supplements, DELETE in its entirety.

SECTION 9 – MEASUREMENT AND PAYMENT

9-3.2.5 Withholding of Payment. To the City Supplement, item i), DELETE in its entirety and SUBSTITUTE with the following:

- i) Your failure to comply with 7-2.3, “PAYROLL RECORDS” and 2-16, “CONTRACTOR REGISTRATION AND ELECTRONIC REPORTING SYSTEM.”

9-3.7 Compensation Adjustments For Price Index Fluctuations. To the City Supplement, DELETE in its entirety and SUBSTITUTE with the following:

9-3.7

Compensation Adjustments For Price Index Fluctuations.

1. The provisions of this section apply only to the paving asphalt used in:
 1. Asphalt Concrete Pavement.
 2. Asphalt Pavement Repair.
 3. Scheduled and Unscheduled Base Repair.
 4. Slurry Seal or any other asphalt emulsion.
2. The compensation payable for paving asphalt will be increased or decreased for paving asphalt price fluctuations exceeding 5% (I_u/I_b is greater than 1.05 or less than 0.95) which occur during performance of the Work.
3. You may select to provide actual daily test results for paving asphalt residue for the slurry used. Test results provided by you must be from an independent testing laboratory that participates in the AASHTO Proficiency Sample Program. Samples of the slurry must be taken from the distributor truck at mid-load from a sampling tap or thief. Two separate 2-liter samples must be taken in the presence of the Engineer. Provide 1 sample to an independent testing laboratory within 24 hours of sampling. Give the second sample to the Engineer. Deliver the test results from the independent testing laboratory to the Engineer within 10 Working Days from sample date.
4. The Engineer will determine the adjustment in compensation in conformance with the following formulae when the hot mix asphalt or tack coat or both are included in a monthly estimate:

Total monthly adjustment = AQ

1. For an increase in paving asphalt price index exceeding 5%:

$$A = 0.90 (I_u/I_b - 1.05) I_b$$

2. For a decrease in paving asphalt price index exceeding 5%:

$$A = 0.90 (I_u/I_b - 0.95) I_b$$

Where:

A = Adjustment in dollars per ton of paving asphalt used to produce hot mix asphalt and asphaltic emulsion residue used as tack coat rounded to the nearest \$0.01.

I_u = The California Statewide Paving Asphalt Price Index which is in effect on the first business day of the month within the pay period in which the quantity subject to adjustment was included in the estimate.

I_b = The California Statewide Paving Asphalt Price Index for the month in which the bid opening for the project occurred.

Delete "plus the quantity in tons of asphalt binder that would have been used as residue in the tack coat shown under "This Estimate" on the monthly estimate" if no contract item for tack coat.

Q = Quantity in tons of asphalt binder that was used in producing the quantity of hot mix asphalt shown under "This Estimate" on the monthly estimate using the amount of asphalt binder determined by the Engineer plus the quantity in tons of asphalt binder that would have been used as residue in the tack coat shown under "This Estimate" on the monthly estimate.

5. The adjustment in compensation will also be subject to the following:
 1. Show the compensation adjustments provided herein separately on payment estimates. You are liable to us for decreased compensation adjustments and the Engineer may deduct the amount from moneys payable or that may become payable to you.
 2. In the event of an overrun of contract time, adjustment in compensation for asphalt binder included in estimates during the overrun period will be determined using the California Statewide Paving Asphalt Price Index in effect on the first business day of the month within the pay period in which the overrun began.
 3. The California Statewide Paving Asphalt Price Index is determined each month on the first business day of the month by the Department using the median of posted prices in effect as posted by Chevron, ExxonMobil, and Union 76 for the Buena Vista, Huntington Beach, and Midway Sunset fields.
 4. In the event that the companies discontinue posting their prices for a field, the Engineer will determine an index from the remaining posted prices. We reserve the right to include in the index determination the posted prices of additional fields.
 5. The California Statewide Paving Asphalt Price Index is available on the Division of Engineering Services website at:

http://www.dot.ca.gov/hq/esc/oe/asphalt_index/astable.html

SECTION 210 – PAINT AND PROTECTIVE COATINGS

210-1.6 **General.** DELETE in its entirety and SUBSTITUTE with the following:

Paint for traffic striping and marking shall correspond with the requirements of the Contract Appendix.

213-1.1 **General.** To the City Supplement, ADD the following:

The material shall have a minimum average roll value (MARV) unit weight of 3.69 oz./sq. yd. (123 g/m²). Where a conflict exists between the specifications, the more stringent specification will apply. A copy of the manufacturer's specifications shall be provided to the Engineer at the pre-construction meeting or no later than 5 working days prior to installation.

SECTION 300 - EARTHWORK

300-1.4 Payment. To the City Supplement, item (2), DELETE in its entirety and SUBSTITUTE with the following:

2. Payment for existing pavement removal and disposal of up to 12" thick, within the excavation e.g., trench limits, shall be included in the Bid item for installation of the mains or the Work item that requires pavement removal.

SECTION 302 – ROADWAY SURFACING

302-1.9 Traffic Signal Loop Detectors. To the City Supplement, item (2), DELETE in its entirety and SUBSTITUTE with the following:

2. Traffic detector loops shall be reinstalled prior to resurfacing of the related street within 3 days from completion of all preparatory work including milling, cutting and grinding. The Contractor has the option of, at no additional cost to the City, installing the traffic detector loops on top of the new pavement per Whitebook 209-5.1. The Contractor shall contact the City of San Diego's Street Division, Traffic Signal Maintenance at 619-527-8052 north of Interstate 8 or 619-527-8053 south of Interstate 8 to request loop layout.

302-5.1.1 Damaged AC Pavement Replacement. ADD the following:

Areas of damaged asphalt or base repair have been marked out in the field as "M/P (Mill & Pave)" or "(DO)" respectively.

ADD:

302-5.1.1.2 Base Repair. Areas where failed paving is removed either by cold milling or by excavation shall be restored to existing pavement grade with ¾" RAC at 8" depth unless otherwise directed by the Engineer. These areas have been marked on the street as "DO". The asphalt concrete shall be B3-PG 64-10 as specified in 400-4, "Asphalt Concrete". Preliminary quantities are identified in **the appendices of the contract documents** but may need to be increased and approved by the Engineer at the time of construction.

ADD:

302-5.1.1.3 Unscheduled Base Repair with RAC. If paving operations cause damage outside of the contractor's control and require additional base repair, the areas shall be removed either by cold milling or by excavation and shall be restored to existing pavement grade with ¾" RAC at 8" depth unless otherwise directed by the Engineer. The asphalt concrete shall be B3-PG 64-10 as specified in Section 400-4, "Asphalt Concrete". Unscheduled base repairs shall not exceed 15% RAP.

A base repair is considered unscheduled when it is not identified on the pavement with a "DO" or when the contractor is directed by the Engineer to perform a base repair for the proper placement of a asphalt overlay.

302-5.5 Distribution and Spreading. To the City Supplement, Item 18 DELETE and SUBSTITUTE with the following:

18. The resurfacing shall consist of either cold milling the existing asphaltic concrete to a minimum depth of 1.5” for residential or local streets or a minimum of 2” for non residential & local streets, then inlaying new asphaltic concrete upon the existing roadbed at 2” for residential streets and 3” for non residential streets or applying asphaltic concrete upon the existing roadbed at a 1 ½” thickness. The asphalt concrete to be used for 1.5” overlay and 2” or 3” inlay shall be ½” Type III C2-PG 64-10-RAP. See WHITEBOOK, section 400-4.3. Street sections to be paved shall be marked in the field as “F/W (1 to 2” Full Width Grind)” or “AC (1 ½” Asphalt Overlay)”.

Cold milling along the edges of existing concrete curb and/or gutter shall be in accordance with City of San Diego Standard Drawing SDG-106. In the event the work order for a particular street section calls for a full width cold milling depth greater than 1”, the greater milling depth specified shall govern.

302-7.3 Measurement. DELETE in its entirety and SUBSTITUTE the following:

Pavement fabric material will be measured by the square foot.

302-7.4 Payment. DELETE in its entirety and SUBSTITUTE the following:

Payment for the engineered paving mat shall be measured and paid for at the contract unit price per square foot for “Non-woven Fiberglass/Polyester Interlayer Paving Mat”, and shall include full compensation for furnishing all labor, tack application and crack filling, tools, equipment, and incidentals for doing all the work involved in placement of the engineered paving mat. Payment for the AC asphalt ½” leveling course shall be included in the bid item price for “Asphalt Concrete.”

SECTION 308 – LANDSCAPE AND IRRIGATION INSTALLATION

308-4 PLANTING. To the City Supplement, CORRECT certain section numbering as follows:

OLD SECTION NUMBER	TITLE	NEW SECTION NUMBER
308-4.6	Ground Cover and Vine Planting.	308-4.7
308-4.7.2	Seed.	308-4.8.2
308-4.7.3	Sod.	308-4.8.3

308-7 GUARANTEE. To the City Supplement, DELETE in its entirety.

308-7 **PAYMENT.** ADD the following:

Work related to tree maintenance shall be included in the Bid items as follows:

- Tree Trimming (EA)
- Root Pruning (EA)
- Root Barrier (EA)

308-8 **PAYMENT.** To the City Supplement, DELETE in its entirety.

END OF SUPPLEMENTARY SPECIAL PROVISIONS (SSP)

SUPPLEMENTARY SPECIAL PROVISIONS

APPENDICES

APPENDIX A

Fire Hydrant Meter Program

CITY OF SAN DIEGO CALIFORNIA DEPARTMENT INSTRUCTIONS	NUMBER DI 55.27	DEPARTMENT Water Department
SUBJECT FIRE HYDRANT METER PROGRAM (FORMERLY: CONSTRUCTION METER PROGRAM)	PAGE 1 OF 10	EFFECTIVE DATE October 15, 2002
	SUPERSEDES DI 55.27	DATED April 21, 2000

1. **PURPOSE**

- 1.1 To establish a Departmental policy and procedure for issuance, proper usage and charges for fire hydrant meters.

2. **AUTHORITY**

- 2.1 All authorities and references shall be current versions and revisions.
- 2.2 San Diego Municipal Code (NC) Chapter VI, Article 7, Sections 67.14 and 67.15
- 2.3 Code of Federal Regulations, Safe Drinking Water Act of 1986
- 2.4 California Code of Regulations, Titles 17 and 22
- 2.5 California State Penal Code, Section 498B.0
- 2.6 State of California Water Code, Section 110, 500-6, and 520-23
- 2.7 Water Department Director

Reference

- 2.8 State of California Guidance Manual for Cross Connection Programs
- 2.9 American Water Works Association Manual M-14, Recommended Practice for Backflow Prevention
- 2.10 American Water Works Association Standards for Water Meters
- 2.11 U.S.C. Foundation for Cross Connection Control and Hydraulic Research Manual

3. **DEFINITIONS**

- 3.1 **Fire Hydrant Meter:** A portable water meter which is connected to a fire hydrant for the purpose of temporary use. (These meters are sometimes referred to as Construction Meters.)

CITY OF SAN DIEGO CALIFORNIA DEPARTMENT INSTRUCTIONS	NUMBER DI 55.27	DEPARTMENT Water Department
SUBJECT FIRE HYDRANT METER PROGRAM (FORMERLY: CONSTRUCTION METER PROGRAM)	PAGE 2 OF 10	EFFECTIVE DATE October 15, 2002
	SUPERSEDES DI 55.27	DATED April 21, 2000

- 3.2 **Temporary Water Use:** Water provided to the customer for no longer than twelve (12) months.
- 3.3 **Backflow Preventor:** A Reduced Pressure Principal Assembly connected to the outlet side of a Fire Hydrant Meter.

4. **POLICY**

- 4.1 The Water Department shall collect a deposit from every customer requiring a fire hydrant meter and appurtenances prior to providing the meter and appurtenances (see Section 7.1 regarding the Fees and Deposit Schedule). The deposit is refundable upon the termination of use and return of equipment and appurtenances in good working condition.
- 4.2 Fire hydrant meters will have a 2 ½" swivel connection between the meter and fire hydrant. The meter shall not be connected to the 4" port on the hydrant. All Fire Hydrant Meters issued shall have a Reduced Pressure Principle Assembly (RP) as part of the installation. Spanner wrenches are the only tool allowed to turn on water at the fire hydrant.
- 4.3 The use of private hydrant meters on City hydrants is prohibited, with exceptions as noted below. All private fire hydrant meters are to be phased out of the City of San Diego. All customers who wish to continue to use their own fire hydrant meters must adhere to the following conditions:
 - a. Meters shall meet all City specifications and American Water Works Association (AWWA) standards.
 - b. Customers currently using private fire hydrant meters in the City of San Diego water system will be allowed to continue using the meter under the following conditions:
 - 1. The customer must submit a current certificate of accuracy and calibration results for private meters and private backflows annually to the City of San Diego, Water Department, Meter Shop.

CITY OF SAN DIEGO CALIFORNIA DEPARTMENT INSTRUCTIONS	NUMBER DI 55.27	DEPARTMENT Water Department
SUBJECT FIRE HYDRANT METER PROGRAM (FORMERLY: CONSTRUCTION METER PROGRAM)	PAGE 3 OF 10	EFFECTIVE DATE October 15, 2002
	SUPERSEDES DI 55.27	DATED April 21, 2000

2. The meter must be properly identifiable with a clearly labeled serial number on the body of the fire hydrant meter. The serial number shall be plainly stamped on the register lid and the main casing. Serial numbers shall be visible from the top of the meter casing and the numbers shall be stamped on the top of the inlet casing flange.
3. All meters shall be locked to the fire hydrant by the Water Department, Meter Section (see Section 4.7).
4. All meters shall be read by the Water Department, Meter Section (see Section 4.7).
5. All meters shall be relocated by the Water Department, Meter Section (see Section 4.7).
6. These meters shall be tested on the anniversary of the original test date and proof of testing will be submitted to the Water Department, Meter Shop, on a yearly basis. If not tested, the meter will not be allowed for use in the City of San Diego.
7. All private fire hydrant meters shall have backflow devices attached when installed.
8. The customer must maintain and repair their own private meters and private backflows.
9. The customer must provide current test and calibration results to the Water Department, Meter Shop after any repairs.
10. When private meters are damaged beyond repair, these private meters will be replaced by City owned fire hydrant meters.

CITY OF SAN DIEGO CALIFORNIA DEPARTMENT INSTRUCTIONS	NUMBER DI 55.27	DEPARTMENT Water Department
SUBJECT FIRE HYDRANT METER PROGRAM (FORMERLY: CONSTRUCTION METER PROGRAM)	PAGE 4 OF 10	EFFECTIVE DATE October 15, 2002
	SUPERSEDES DI 55.27	DATED April 21, 2000

11. When a private meter malfunctions, the customer will be notified and the meter will be removed by the City and returned to the customer for repairs. Testing and calibration results shall be given to the City prior to any re-installation.
 12. The register shall be hermetically sealed straight reading and shall be readable from the inlet side. Registration shall be in hundred cubic feet.
 13. The outlet shall have a 2 ½ "National Standards Tested (NST) fire hydrant male coupling.
 14. Private fire hydrant meters shall not be transferable from one contracting company to another (i.e. if a company goes out of business or is bought out by another company).
- 4.4 All fire hydrant meters and appurtenances shall be installed, relocated and removed by the City of San Diego, Water Department. All City owned fire hydrant meters and appurtenances shall be maintained by the City of San Diego, Water Department, Meter Services.
- 4.5 If any fire hydrant meter is used in violation of this Department Instruction, the violation will be reported to the Code Compliance Section for investigation and appropriate action. Any customer using a fire hydrant meter in violation of the requirements set forth above is subject to fines or penalties pursuant to the Municipal Code, Section 67.15 and Section 67.37.

4.6 Conditions and Processes for Issuance of a Fire Hydrant Meter

Process for Issuance

- a. Fire hydrant meters shall only be used for the following purposes:
 1. Temporary irrigation purposes not to exceed one year.

CITY OF SAN DIEGO CALIFORNIA DEPARTMENT INSTRUCTIONS	NUMBER DI 55.27	DEPARTMENT Water Department
SUBJECT FIRE HYDRANT METER PROGRAM (FORMERLY: CONSTRUCTION METER PROGRAM)	PAGE 5 OF 10	EFFECTIVE DATE October 15, 2002
	SUPERSEDES DI 55.27	DATED April 21, 2000

2. Construction and maintenance related activities (see Tab 2).
 - b. No customer inside or outside the boundaries of the City of San Diego Water Department shall resell any portion of the water delivered through a fire hydrant by the City of San Diego Water Department.
 - c. The City of San Diego allows for the issuance of a temporary fire hydrant meter for a period not to exceed 12 months (365 days). An extension can only be granted in writing from the Water Department Director for up to 90 additional days. A written request for an extension by the consumer must be submitted at least 30 days prior to the 12 month period ending. No extension shall be granted to any customer with a delinquent account with the Water Department. No further extensions shall be granted.
 - d. Any customer requesting the issuance of a fire hydrant meter shall file an application with the Meter Section. The customer must complete a "Fire Hydrant Meter Application" (Tab 1) which includes the name of the company, the party responsible for payment, Social Security number and/or California ID, requested location of the meter (a detailed map signifying an exact location), local contact person, local phone number, a contractor's license (or a business license), description of specific water use, duration of use at the site and full name and address of the person responsible for payment.
 - e. At the time of the application the customer will pay their fees according to the schedule set forth in the Rate Book of Fees and Charges, located in the City Clerk's Office. All fees must be paid by check, money order or cashiers check, made payable to the City Treasurer. Cash will not be accepted.
 - f. No fire hydrant meters shall be furnished or relocated for any customer with a delinquent account with the Water Department.
 - g. After the fees have been paid and an account has been created, the

CITY OF SAN DIEGO CALIFORNIA DEPARTMENT INSTRUCTIONS	NUMBER DI 55.27	DEPARTMENT Water Department
SUBJECT FIRE HYDRANT METER PROGRAM (FORMERLY: CONSTRUCTION METER PROGRAM)	PAGE 6 OF 10	EFFECTIVE DATE October 15, 2002
	SUPERSEDES DI 55.27	DATED April 21, 2000

meter shall be installed within 48 hours (by the second business day). For an additional fee, at overtime rates, meters can be installed within 24 hours (within one business day).

4.7 Relocation of Existing Fire Hydrant Meters

- a. The customer shall call the Fire Hydrant Meter Hotline (herein referred to as "Hotline"), a minimum of 24 hours in advance, to request the relocation of a meter. A fee will be charged to the existing account, which must be current before a work order is generated for the meter's relocation.
- b. The customer will supply in writing the address where the meter is to be relocated (map page, cross street, etc). The customer must update the original Fire Hydrant Meter Application with any changes as it applies to the new location.
- c. Fire hydrant meters shall be read on a monthly basis. While fire hydrant meters and backflow devices are in service, commodity, base fee and damage charges, if applicable, will be billed to the customer on a monthly basis. If the account becomes delinquent, the meter will be removed.

4.8 Disconnection of Fire Hydrant Meter

- a. After ten (10) months a "Notice of Discontinuation of Service" (Tab 3) will be issued to the site and the address of record to notify the customer of the date of discontinuance of service. An extension can only be granted in writing from the Water Department Director for up to 90 additional days (as stated in Section 4.6C) and a copy of the extension shall be forwarded to the Meter Shop Supervisor. If an extension has not been approved, the meter will be removed after twelve (12) months of use.
- b. Upon completion of the project the customer will notify the Meter Services office via the Hotline to request the removal of the fire hydrant meter and appurtenances. A work order will be generated

CITY OF SAN DIEGO CALIFORNIA DEPARTMENT INSTRUCTIONS	NUMBER DI 55.27	DEPARTMENT Water Department
SUBJECT FIRE HYDRANT METER PROGRAM (FORMERLY: CONSTRUCTION METER PROGRAM)	PAGE 7 OF 10	EFFECTIVE DATE October 15, 2002
	SUPERSEDES DI 55.27	DATED April 21, 2000

for removal of the meter.

- c. Meter Section staff will remove the meter and backflow prevention assembly and return it to the Meter Shop. Once returned to the Meter Shop the meter and backflow will be tested for accuracy and functionality.
- d. Meter Section Staff will contact and notify Customer Services of the final read and any charges resulting from damages to the meter and backflow or its appurtenance. These charges will be added on the customer's final bill and will be sent to the address of record. Any customer who has an outstanding balance will not receive additional meters.
- e. Outstanding balances due may be deducted from deposits and any balances refunded to the customer. Any outstanding balances will be turned over to the City Treasurer for collection. Outstanding balances may also be transferred to any other existing accounts.

5. **EXCEPTIONS**

- 5.1 Any request for exceptions to this policy shall be presented, in writing, to the Customer Support Deputy Director, or his/her designee for consideration.

6. **MOBILE METER**

- 6.1 Mobile meters will be allowed on a case by case basis. All mobile meters will be protected by an approved backflow assembly and the minimum requirement will be a Reduced Pressure Principal Assembly. The two types of Mobile Meters are vehicle mounted and floating meters. Each style of meters has separate guidelines that shall be followed for the customer to retain service and are described below:

- a) **Vehicle Mounted Meters:** Customer applies for and receives a City owned Fire Hydrant Meter from the Meter Shop. The customer mounts the meter on the vehicle and brings it to the Meter Shop for

CITY OF SAN DIEGO CALIFORNIA DEPARTMENT INSTRUCTIONS	NUMBER DI 55.27	DEPARTMENT Water Department
SUBJECT FIRE HYDRANT METER PROGRAM (FORMERLY: CONSTRUCTION METER PROGRAM)	PAGE 8 OF 10	EFFECTIVE DATE October 15, 2002
	SUPERSEDES DI 55.27	DATED April 21, 2000

inspection. After installation is approved by the Meter Shop the vehicle and meter shall be brought to the Meter Shop on a monthly basis for meter reading and on a quarterly basis for testing of the backflow assembly. Meters mounted at the owner's expense shall have the one year contract expiration waived and shall have meter or backflow changed if either fails.

b) **Floating Meters:** Floating Meters are meters that are not mounted to a vehicle. **(Note: All floating meters shall have an approved backflow assembly attached.)** The customer shall submit an application and a letter explaining the need for a floating meter to the Meter Shop. The Fire Hydrant Meter Administrator, after a thorough review of the needs of the customer, (i.e. number of jobsites per day, City contract work, lack of mounting area on work vehicle, etc.), may issue a floating meter. At the time of issue, it will be necessary for the customer to complete and sign the "Floating Fire Hydrant Meter Agreement" which states the following:

- 1) The meter will be brought to the Meter Shop at 2797 Caminito Chollas, San Diego on the third week of each month for the monthly read by Meter Shop personnel.
- 2) Every other month the meter will be read and the backflow will be tested. This date will be determined by the start date of the agreement.

If any of the conditions stated above are not met the Meter Shop has the right to cancel the contract for floating meter use and close the account associated with the meter. The Meter Shop will also exercise the right to refuse the issuance of another floating meter to the company in question.

Any Fire Hydrant Meter using reclaimed water shall not be allowed use again with any potable water supply. The customer shall incur the cost of replacing the meter and backflow device in this instance.

CITY OF SAN DIEGO CALIFORNIA DEPARTMENT INSTRUCTIONS	NUMBER DI 55.27	DEPARTMENT Water Department
SUBJECT FIRE HYDRANT METER PROGRAM (FORMERLY: CONSTRUCTION METER PROGRAM)	PAGE 9 OF 10	EFFECTIVE DATE October 15, 2002
	SUPERSEDES DI 55.27	DATED April 21, 2000

7. FEE AND DEPOSIT SCHEDULES

- 7.1 **Fees and Deposit Schedules:** The fees and deposits, as listed in the Rate Book of Fees and Charges, on file with the Office of the City Clerk, are based on actual reimbursement of costs of services performed, equipment and materials. These deposits and fees will be amended, as needed, based on actual costs. Deposits, will be refunded at the end of the use of the fire hydrant meter, upon return of equipment in good working condition and all outstanding balances on account are paid. Deposits can also be used to cover outstanding balances.

All fees for equipment, installation, testing, relocation and other costs related to this program are subject to change without prior notification. The Mayor and Council will be notified of any future changes.

8. UNAUTHORIZED USE OF WATER FROM A HYDRANT

- 8.1 Use of water from any fire hydrant without a properly issued and installed fire hydrant meter is theft of City property. Customers who use water for unauthorized purposes or without a City of San Diego issued meter will be prosecuted.
- 8.2 If any unauthorized connection, disconnection or relocation of a fire hydrant meter, or other connection device is made by anyone other than authorized Water Department personnel, the person making the connection will be prosecuted for a violation of San Diego Municipal Code, Section 67.15. In the case of a second offense, the customer's fire hydrant meter shall be confiscated and/or the deposit will be forfeited.
- 8.3 Unauthorized water use shall be billed to the responsible party. Water use charges shall be based on meter readings, or estimates when meter readings are not available.
- 8.4 In case of unauthorized water use, the customer shall be billed for all applicable charges as if proper authorization for the water use had been obtained, including but not limited to bi-monthly service charges, installation charges and removal charges.

CITY OF SAN DIEGO CALIFORNIA DEPARTMENT INSTRUCTIONS	NUMBER DI 55.27	DEPARTMENT Water Department
SUBJECT FIRE HYDRANT METER PROGRAM (FORMERLY: CONSTRUCTION METER PROGRAM)	PAGE 10 OF 10	EFFECTIVE DATE October 15, 2002
	SUPERSEDES DI 55.27	DATED April 21, 2000

- 8.5 If damage occurs to Water Department property (i.e. fire hydrant meter, backflow, various appurtenances), the cost of repairs or replacements will be charged to the customer of record (applicant).

Water Department Director

- Tabs: 1. Fire Hydrant Meter Application
2. Construction & Maintenance Related Activities With No Return To Sewer
3. Notice of Discontinuation of Service

APPENDIX

Administering Division: Customer Support Division

Subject Index: Construction Meters
Fire Hydrant
Fire Hydrant Meter Program
Meters, Floating or Vehicle Mounted
Mobile Meter
Program, Fire Hydrant Meter

Distribution: DI Manual Holders



Application For Fire Hydrant Meter

(EXHIBIT A)

For Office Use Only

Department: METER SHOP 619 527 7449
2797 Caminito Chollas • San Diego, California 92105-5097 • FAX 619 527 3125

NS Rec:	Fac #:
Date:	By:

Application Date:	Requested Install Date:
-------------------	-------------------------

Fire Hydrant Location: (Attach detailed map, Thomas Bros. map location or construction drawing.)

Specific Use of Water:

Any return to Sewer or Storm Drain, if so, explain:

Estimated Duration of Meter Use: Check Box if Reclaimed Water

Company Information

Company Name:

Mailing Address:

City: State: Zip Code: Phone: ()

*Business License #: *Contractor License #:

**A copy of the Contractor's License and/or Business License is required at the time of meter issuance.*

Name and Title of Agent: Phone: ()

Site Contact Name and Title: Phone: ()

Pager #: Cell: ()

Responsible Party Name: Title:

Social Security or Cal ID #: Phone: ()

Signature: Date:

Guarantees payment of all charges resulting from the use of this meter. Insures that employees of this organization understand the proper use of Fire Hydrant Meter.

Fire Hydrant Meter Removal Request

Check Box to Request Removal of Above Meter Requested Removal Date:

Provide current Meter location if different from above:

Signature: Title: Date:

Phone: () Pager: ()

For Office Use Only

<input type="checkbox"/> City Meter	<input type="checkbox"/> Private Meter		
CIS Account #:	Deposit Amount: \$	Fees Amount: \$	
Meter Serial #:	Meter Size:	Meter Make & Style:	
Backflow #:	Backflow Size:	Meter Make & Style:	
Name:	Signature:	Date:	

\$1,108.45 - FOR 24 HR INSTALLATION
 \$1,052.26 - FOR 48 HR INSTALLATION

FHM App Created: 11/2/00-htp

"Exhibit B"

CONSTRUCTION AND MAINTENANCE RELATED ACTIVITIES WITH NO RETURN TO SEWER:

**Auto Detailing
Backfilling
Combination Cleaners (Vactors)
Compaction
Concrete Cutters
Construction Trailers
Cross Connection Testing
Dust Control
Flushing Water Mains
Hydro blasting
Hydro Seeding
Irrigation (for establishing irrigation only; not continuing irrigation)
Mixing Concrete
Mobile Car Washing
Special Events
Street Sweeping
Water Tanks
Water Trucks
Window Washing**

Note: If there is any return to sewer or storm drain, then sewer and/or storm drain fees will be charged.

"Exhibit C"

Date

Name of Responsible Party
Company Name and address
Account Number: _____

Subject: Discontinuation of Fire Hydrant Meter Service

Dear Water Department Customer:

The authorization for use of Fire Hydrant Meter # _____ located at (Meter location address) ends in 60 days and will be removed on or after (Date authorization expires). Extension requests for an additional 90 days must be submitted in writing for consideration 30 days prior to the discontinuation date. If you require an extension, please refer to the Water Departments', Department Instruction (D.I.) 55.27 for further information and procedure.

Mail your request for an extension to :

City of San Diego, Water Department
Attn: Meter Services
2797 Caminito Chollas
San Diego, Ca. 92105-5097

Should you have any questions regarding this matter, please call the Fire Hydrant "Hot Line" at: (xxx) xxx-xxx.

Sincerely,

City of San Diego Water Department



Fire Hydrant Meter Relocate/Removal Request

(EXHIBIT D)

For Office Use Only

NS Req:	FHM Fac #:
Date:	By:

Date:

Instruction: Complete pertinent information then FAX both form and map to (xxx) xxx-xxxx, mail, or hand-deliver to the City of San Diego, Water Department/Meter Shop at: 2707 Caminito Chollas San Diego, CA 92105

Meter Information

Billing Account #:	Requested Move Date:
Current Fire Hydrant Meter Location:	
New Meter Location: <i>(Attach a detailed map, Thomas Bros map location or construction drawing.)</i>	

Company Information

Company Name:			
Mailing Address:			
City:	State:	Zip Code:	Phone: ()
Name and Title of Requestor:			Phone: ()
Site Contact Name and Title:			Phone: ()
Pager #:			Cell: ()
Responsible Party Name authorizing relocation fee:			
Signature:	Title:	Date:	

Fire Hydrant Meter Removal Request

<input type="checkbox"/> Check Box to Request Removal of Above Meter	Requested Removal Date:	
Provide current Meter location if different from above:		
Signature:	Title:	Date:
Phone: ()	Pager: ()	

For Office Use Only

CIS Account #:	Fees Amount: \$		
Meter Serial #:	Size:	Make/Style	
Backflow #:	Size:	Make/Style	
Name:	Signature:	Date:	

FHM Relocate_Removal Form

FHM App Created: 11/2/00-htp

APPENDIX B

Materials Typically Accepted By Certificate of Compliance

Materials Typically Accepted by Certificate of Compliance

1. Soil amendment
2. Fiber mulch
3. PVC or PE pipe up to 16 inch diameter
4. Stabilizing emulsion
5. Lime
6. Preformed elastomeric joint seal
7. Plain and fabric reinforced elastomeric bearing pads
8. Steel reinforced elastomeric bearing pads
9. Waterstops (Special Condition)
10. Epoxy coated bar reinforcement
11. Plain and reinforcing steel
12. Structural steel
13. Structural timber and lumber
14. Treated timber and lumber
15. Lumber and timber
16. Aluminum pipe and aluminum pipe arch
17. Corrugated steel pipe and corrugated steel pipe arch
18. Structural metal plate pipe arches and pipe arches
19. Perforated steel pipe
20. Aluminum underdrain pipe
21. Aluminum or steel entrance tapers, pipe downdrains, reducers, coupling bands and slip joints
22. Metal target plates
23. Paint (traffic striping)
24. Conductors
25. Painting of electrical equipment
26. Electrical components
27. Engineering fabric
28. Portland Cement
29. PCC admixtures
30. Minor concrete, asphalt
31. Asphalt (oil)
32. Liquid asphalt emulsion
33. Epoxy

APPENDIX C

Sample City Invoice

City of San Diego, Field Engineering Div., 9485 Aero Drive, SD CA 92123						Contractor's Name:					
Project Name:						Contractor's Address:					
SAP No. (WBS/IO/CC)											
City Purchase Order No.						Contractor's Phone #:			Invoice No.		
Resident Engineer (RE):						Contractor's Fax #:			Invoice Date:		
RE Phone#:			RE Fax#:			Contact Name:			Billing Period:		
Item #	Item Description	Contract Authorization				Previous Estimate		This Estimate		Totals to Date	
		Unit	Qty	Price	Extension	%/QTY	Amount	% / QTY	Amount	% / QTY	Amount
1	2 Parallel 4" PVC C900	LF	1,380	\$34.00	\$46,920.00						
2	48" Primary Steel Casing	LF	500	\$1,000.00	\$500,000.00						
3	2 Parallel 12" Secondary Steel	LF	1,120	\$53.00	\$59,360.00						
4	Construction and Rehab of PS 49	LS	1	\$150,000.00	\$150,000.00						
5	Demo	LS	1	\$14,000.00	\$14,000.00						
6	Install 6' High Chain Link Fence	LS	1	\$5,600.00	\$5,600.00						
7	General Site Restoration	LS	1	\$3,700.00	\$3,700.00						
8	10" Gravity Sewer	LF	10	\$292.00	\$2,920.00						
9	4" Blow Off Valves	EA	2	\$9,800.00	\$19,600.00						
10	Bonds	LS	1	\$16,000.00	\$16,000.00						
11	Field Orders	AL	1	80,000	\$80,000.00						
11.1	Field Order 1	LS	5,500	\$1.00	\$5,500.00						
11.2	Field Order 2	LS	7,500	\$1.00	\$7,500.00						
11.3	Field Order 3	LS	10,000	\$1.00	\$10,000.00						
11.4	Field Order 4	LS	6,500	\$1.00	\$6,500.00						
12	Certified Payroll	LS	1	\$1,400.00	\$1,400.00						
CHANGE ORDERS											
Change Order 1			4,890								
Items 1-4					\$11,250.00						
Item 5-Deduct Bid Item 3		LF	120	-\$53.00	(\$6,360.00)						
Change Order 2			160,480								
Items 1-3					\$95,000.00						
Item 4 Deduct Bid Item 1		LF	380	-\$340.00	(\$12,920.00)						
Item 5-Encrease bid Item 9		LF	8	\$9,800.00	\$78,400.00						
Change Order 3 (Close Out)			-121,500								
Item 1 Deduct Bid Item 3			53	-500.00	(\$26,500.00)						
Item 2 Deduct Bid Item 4		LS	-1	45,000.00	(\$45,000.00)						
Items 3-9			1	-50,500.00	(\$50,500.00)						
SUMMARY								Total This	\$ -	Total Billed	\$0.00
A. Original Contract Amount						Retention and/or Escrow Payment Schedule					
B. Approved Change Order 1 Thru 3						Total Retention Required as of this billing					
C. Total Authorized Amount (A+B)						Previous Retention Withheld in PO or in Escrow					
D. Total Billed to Date						Add'l Amt to Withhold in PO/Transfer in Escrow:					
E. Less Total Retention (5% of D)						Amt to Release to Contractor from PO/Escrow:					
F. Less Total Previous Payments											
G. Payment Due Less Retention						Contractor Signature and Date:					
H. Remaining Authorized Amount											

APPENDIX D

CalTrans Standard Specifications, 2010

APPENDIX D

SUPPLEMENTARY SPECIAL PROVISIONS TO THE DEPARTMENT OF TRANSPORTATION STANDARD SPECIFICATIONS

2010 Edition

SECTION 84: TRAFFIC STRIPES AND PAVEMENT MARKINGS

84-1.03A General ADD the following:

Prior to eradication of existing striping and pavement markings, the contractor shall be responsible for developing and recording control points to re-establish the existing traffic striping and pavement markings. The Contractor shall prepare and submit, for the Engineer's approval, a video recording of all existing improvements, including striping and pavement markings, with sufficient detail to reestablish the existing traffic striping and pavement markings in accordance with City Supplement Section 7-9.1. The Contractor shall provide striping and pavement marking plans to the Resident Engineer a minimum two weeks prior to the start of the AC overlay. The Contractor shall be responsible for verifying the striping and pavement marking quantities.

84-1.03C TOLERANCES AND APPEARANCE ADD the following:

Striping of lane lines and centerlines shall conform to the California MUTCD for the lowest speed of the right-of-way regardless of the speed for the road segment being striped.

84-2.02 MATERIALS ADD the following:

All Pavement markings shall be installed with yellow or white preformed thermoplastic, extruded thermoplastic, or spray thermoplastic. Extrude thermoplastic shall be PTH02ALKYD or equivalent and subject to approval by the Engineer. Products used must be on the State of California, Department of Transportation (Caltrans) Prequalified and Tested Signing and Delineation Materials list. The stencils or preformed pavement markings shall conform to drawings A24 A-F of the Standard Plans of the State of California Department of Transportation, 2010 Edition. Stencils shall be approved by the Engineer prior to use on the contract. Thermoplastic products must be installed in accordance with manufacturer's specifications.

For this contract, the glass beads shall conform to State Specification No. 8010-21C-22 (Type II).

84-1.03E Application of Stripes and Markings ADD the following:

All crosswalk lines, limit lines, and pavement legends (except within a bike lane) shall be thermoplastic in accordance with these Specifications. At no time shall thermoplastic pavement markings be located within designated bike lanes.

The Contractor shall install all required thermoplastic pavement markings, including limit lines, within five (5) calendar days after the day on which the AC overlay is applied on a road segment. Pavement markings shall be applied after a minimum of one coat of traffic striping has been applied to ensure proper placement.

84-2.04 PAYMENT ADD the following:

All work, materials, labor, costs, and time associated with removing and applying thermoplastic pavement markings shall be included in the lump sum bid item for “Replace Existing Pavement Markings/Legends.”

84-3.02A General ADD the following:

For this contract, paint for traffic stripes shall be State of California Department of Transportation Specification PTWB-01 for Paint, Waterborne Traffic Line, White, Yellow, and Black. Samples of paint will be collected randomly in the field for testing by the Engineer. If the paint is found to contain lead or any lead compound, the Contractor shall, at its own expense, neatly and thoroughly remove any and all lead or lead compound bearing markings (both stripes and/or pavement markings) from the road surface. Any waste material generated as a result of the aforesaid removal operation shall be considered as Hazardous Material and shall be disposed of, at the Contractor’s expense, in conformance to all applicable State and Federal laws. Certification of said disposal shall be provided to the Engineer.

In the event air pollution control requirements change, the Contractor shall use a lead-free paint product that conforms to the most current State Specifications that satisfy the requirements.

The State Specification No. for glass beads is amended to read “8010-21C-22 (Type II)”.

84-3.03 CONSTRUCTION ADD the following:

The first coat of paint for traffic striping shall be applied within five calendar days after the day on which the AC overlay is applied. The second coat of paint for traffic striping may be applied the same day as the first coat, if the first coat of paint is dry. If the first coat of paint is not dry, the second coat of paint shall be applied no later than five calendar days after the day on which the AC overlay is applied.

In the event traffic striping or pavement marking is not applied within the time restraints specified in this contract, the City may suspend or cease resurfacing operations until such time all required traffic striping and pavement marking has been properly applied, to the satisfaction of the Engineer. For each road segment, all traffic striping shall be completed prior to the installation of raised pavement markers.

The Contractor shall be responsible for maintaining safe traffic operation through the work area.

84-3.04 Payment. ADD the following:

All work, materials, labor, costs, and time associated with replacing traffic striping shall be included in unit bid item for “Replace Traffic Striping”.

SECTION 85: PAVEMENT MARKERS

85-1.02A General ADD the following:

All references herein to the term “reflective” pavement markers shall refer to the term “retroreflective” pavement markers as the term is used in the Standard Specifications. For the purposes of this project, the two terms are considered interchangeable.

The Resident Engineer shall not be precluded from sampling and testing products appearing on the State of California, Department of Transportation Pre-qualified Products Lists (PQL), including

products on the Prequalified and Tested Signing and Delineation Materials list. For each type of product supplied from the PQL, the manufacturer shall furnish, to the Resident Engineer, a Certificate of Compliance in conformance with the provisions in Section 6-3.05E, "Certificates of Compliance", of the CalTrans Standard Specifications.

Products not included in the PQL may be used in the work provided the products conform to the requirement of the CalTrans Standard Specifications and Special Provisions.

Materials and products may be added to the PQL if the manufacturer submits an inquiry to the New Product Coordinator at the Transportation Laboratory, Department of Transportation. Approval of materials or products will depend upon compliance with the California Department of Transportation New Product Evaluation Guidelines dated July 2009.

85-1.02A General ADD the following:

TYPE OF MARKERS:

TYPE A – Non-reflective White Markers

TYPE AY – Non-Reflective Yellow Markers

TYPE C – Red-Clear Retroreflective Markers

TYPE D – 2-Way Yellow Retroreflective Markers

TYPE G – One-Way Clear Retroreflective Markers

TYPE H – One-Way Yellow Retroreflective Markers

TYPE I – 2-Way Blue Retroreflective Markers

TEMPORARY MARKERS

Temporary pavement markers shall be Bunzl Extrusion Model T.O.M., or an approved equal.

Reflective temporary pavement markers shall be two-way amber or one-way white to match existing delineation of the traffic stripe and pavement marking. Non-reflective temporary pavement markers shall be one-way white. Payment for all work, materials, labor, costs, and time associated with placing temporary markers shall be included in the unit Bid item for slurry seal (EAS, REAS, RPMS, etc.) or overlay.

85-1.02C RETROREFLECTIVE PAVEMENT MARKERS ADD the following:

Pavement marker height shall be 0.70" maximum. "Low profile" type markers will not be accepted.

85-1.03A General ADD the following:

Pressure sensitive adhesive pad types shall not be used.

The control lines for placing markers shall be the existing traffic stripes, a theoretical extension thereof, or as directed by the Engineer. With the exception of Two-Way Blue Retroreflective Markers located adjacent to all fire hydrants within the project limits, the Contractor will not be required to place pavement markers on roads that are not striped.

Prior to the application of slurry seal or AC overlay, the Contractor shall remove all existing raised Pavement Markers within the project area.

Upon completion of the application of slurry seal or AC overlay, the Contractor shall install new Pavement Markers in accordance with California Department of Transportation Standard Plans A20 A-D and this Contract. The Contractor shall install Two-Way Blue Retroreflective markers at each fire hydrant, within the project limits, in accordance with the City of San Diego Standard Drawing number SDW-104 or as directed by the Engineer. These standards may require the installation of additional markers that were not pre-existing.

Markers shall not be placed in the following locations, unless otherwise directed by the Engineer:

1. On raised medians.
2. Adjacent to raised medians, which are not supplemented by left-edge striping.
3. Adjacent to right-edge striping.

Placement of all required pavement markers shall be completed within 15 calendar days after application of slurry seal or AC overlay on each road segment. In the event pavement markers are not applied within the time restraints specified in this contract, the City may suspend or cease sealing operations until such time all required pavement markers have been placed to the satisfaction of the Resident Engineer.

PLACEMENT OF TEMPORARY MARKERS

Upon completion of the application of the slurry or AC overlay, the Contractor shall establish the alignment and installation of temporary pavement markers. The placement of the temporary markers shall be an accurate representation of the striping and markings that existed prior to the application of slurry seal or AC overlay.

The temporary pavement markers shall be in place prior to allowing vehicles to resume the use of the travel way.

Temporary pavement markers shall be used for traffic stripes (traffic lines), edge lanes as defined herein, on the striped edge of the lanes at gore areas that separate traffic at exit and entrance ramps, and on pavement markings.

Traffic stripes (traffic lines) are defined as longitudinal centerlines and lane lines which separate traffic lanes in the same or opposing direction of travel. Reflective temporary pavement markers shall be used on traffic stripes. Non-reflective temporary pavement markers shall be used on longitudinal edge lines that mark the edge of the traveled way.

Pavement markings are defined as transverse markings which include, but are not limited to, word and symbol markings, limit lines (stop lines), crosswalk lines, shoulder markings, parking stall markings, railroad crossing markings, speed bump and lump markings, and bike lane symbols.

The markers shall be installed in accordance with the manufacturer's installation procedure instructions.

Temporary pavement markers shall be maintained in place and clearly visible from both directions of traffic, until final traffic striping and pavement marking has been completed on each road segment. Upon completion of striping and marking of each road segment, any remaining temporary markers,

located outside of a painted area or pavement marking, shall be removed by the Contractor without damage to the slurry seal or AC overlay.

Nothing in these specifications shall be construed as reducing the minimum standards specified in Part 6, "Temporary Traffic Control" of the "California Manual on Uniform Traffic Control Devices" 2012 Edition, or as relieving the Contractor of responsibility as provided in Section 7-1.04, "Public Safety", of the CalTrans Standard Specifications.

85-1.04 PAYMENT ADD the following:

All work, materials, labor, costs, and time associated with removal and replacement of pavement markers shall be included in unit bid item for "Replace Raised Pavement Markers".

All work, materials, labor, costs, and time associated with installation and removal of temporary pavement markers shall be included in unit bid item for RPMS slurry or AC overlay.

APPENDIX E

Asphalt Overlay Group III Fiscal Year 2013 Project List Locations

TB Map Page	Street Name	From	To	Council District	Functional Class	Length	Width	Area	Trash Day
1170-A6	CAM DEL NORTE	CARMEL MTN RD	PASEO MONTANOSO	5	Major	3795 ft	102 ft	387090 ft ²	
	Full Width Grind	Mill / Pave		Asphalt Tons -Inlay	6968 ton		Edge Milling		
	Hump Removal	Mill / Pave		Asphalt Tons - Overlay			Curb Ramps	1 ea	
	Inlet Marker	7 ea	Speed Humps	Base Repair			Curb Ramp Locations	NW @ CARMEL MTN RD	
	Inlet Protection	7 ea	Hump Removal	Base Repair Area					
	Survey Monument		XGutter	Bus Pad					
	Traffic Loops	28 ea							
	Comments	START LIMIT AT THE MEDIAN E/O THE SIGNAL @ THE I-5 NB RAMPS. CALTRANS PERMIT REQUIRED							
1170-B7	CAM DEL NORTE	CITY BOUNDARY	WORLD TRADE DR	5	Collector	350 ft	97 ft	33950 ft ²	
	Full Width Grind	Mill / Pave	0 ton	Asphalt Tons -Inlay	663 ton		Edge Milling		
	Hump Removal	Mill / Pave	0 ft ²	Asphalt Tons - Overlay			Curb Ramps	2 ea	
	Inlet Marker	2 ea	Speed Humps	Base Repair	0 ton		Curb Ramp Locations	SE @ WORLD TRADE DR; NE WORLD TRADE DR	
	Inlet Protection	2 ea	Hump Removal	Base Repair Area	0 ft ²				
	Survey Monument		XGutter	Bus Pad					
	Traffic Loops	16 ea							
	Comments								
1170-B7	CAM DEL NORTE	WORLD TRADE DR	CARMEL MTN RD	5	Collector	1851 ft	93 ft	172143 ft ²	
	Full Width Grind	Mill / Pave	0 ton	Asphalt Tons -Inlay	3099 ton		Edge Milling		
	Hump Removal	Mill / Pave	0 ft ²	Asphalt Tons - Overlay			Curb Ramps	2 ea	
	Inlet Marker	1 ea	Speed Humps	Base Repair	0 ton		Curb Ramp Locations	NE @ CARMEL MTN ; SW @ WORLD TRADE	
	Inlet Protection	1 ea	Hump Removal	Base Repair Area	0 ft ²				
	Survey Monument		XGutter	Bus Pad					
	Traffic Loops	40 ea							
	Comments								

TB Map Page	Street Name	From	To	Council District	Functional Class	Length	Width	Area	Trash Day
1209-C4	MIRA MESA BL	NEW SALEM ST	WESTONHILL DR	6	Major	930 ft	77 ft	71610 ft ²	
	Full Width Grind	Mill / Pave		Asphalt Tons -Inlay	1289 ton		Edge Milling		
	Hump Removal	Mill / Pave		Asphalt Tons - Overlay			Curb Ramps		
	Inlet Marker	Speed Humps		Base Repair			Curb Ramp Locations		
	Inlet Protection	Hump Removal		Base Repair Area					
	Survey Monument	XGutter		Bus Pad					
	Traffic Loops	32 ea							
	Comments								
1209-D3	MIRA MESA BL	GREENFORD DR	MARBURY AV	6	Major	1250 ft	90 ft	112500 ft ²	
	Full Width Grind	Mill / Pave	0 ton	Asphalt Tons -Inlay	2025 ton		Edge Milling		
	Hump Removal	Mill / Pave	0 ft ²	Asphalt Tons - Overlay			Curb Ramps	4 ea	
	Inlet Marker	Speed Humps		Base Repair	20 ton		Curb Ramp Locations	NEC, SEC @ GREENFORD DR; NWC, SWC @ MARBURY AV	
	Inlet Protection	Hump Removal		Base Repair Area	250 ft ²				
	Survey Monument	XGutter		Bus Pad					
	Traffic Loops	24 ea							
	Comments								
1209-D3	MIRA MESA BL	MARBURY AV	RICKERT RD	6	Major	975 ft	90 ft	87750 ft ²	
	Full Width Grind	Mill / Pave	0 ton	Asphalt Tons -Inlay	1580 ton		Edge Milling		
	Hump Removal	Mill / Pave	0 ft ²	Asphalt Tons - Overlay			Curb Ramps	3 ea	
	Inlet Marker	Speed Humps		Base Repair	19 ton		Curb Ramp Locations	NEC, SEC @ MARBURY ; SWC @ RICKERT RD	
	Inlet Protection	Hump Removal		Base Repair Area	240 ft ²				
	Survey Monument	XGutter		Bus Pad					
	Traffic Loops	24 ea							
	Comments								

TB Map Page	Street Name	From	To	Council District	Functional Class	Length	Width	Area	Trash Day
1209-D4	MIRA MESA BL	WESTONHILL DR	GREENFORD DR	6	Major	867 ft	90 ft	78030 ft ²	
	Full Width Grind	Mill / Pave	0 ton	Asphalt Tons -Inlay	1405 ton	Edge Milling			
	Hump Removal	Mill / Pave	0 ft ²	Asphalt Tons - Overlay		Curb Ramps	4 ea		
	Inlet Marker	Speed Humps		Base Repair	14 ton	Curb Ramp Locations		SEC, NEC @ WESTONHILL DR; NWC, SWC @ GREENFORD DR	
	Inlet Protection	Hump Removal		Base Repair Area	180 ft ²				
	Survey Monument	XGutter		Bus Pad					
	Traffic Loops	12 ea							
	Comments								
1209-E3	MIRA MESA BL	RICKERT RD	BLACK MTN RD	6	Major	661 ft	90 ft	59490 ft ²	
	Full Width Grind	Mill / Pave	0 ton	Asphalt Tons -Inlay	396 ton	Edge Milling			
	Hump Removal	Mill / Pave	0 ft ²	Asphalt Tons - Overlay		Curb Ramps	3 ea		
	Inlet Marker	Speed Humps		Base Repair	0 ton	Curb Ramp Locations		NWC, SWC @ BLACK MT RD; SEC @ RICKERT RD	
	Inlet Protection	Hump Removal		Base Repair Area	0 ft ²				
	Survey Monument	XGutter		Bus Pad					
	Traffic Loops	5 ea							
	Comments								
1227-H6	LA JOLLA PY	TORREY PINES RD	HIDDEN VALLEY RD	1	Collector	380 ft	82 ft	31160 ft ²	
	Full Width Grind	Mill / Pave		Asphalt Tons -Inlay	561 ton	Edge Milling			
	Hump Removal	Mill / Pave		Asphalt Tons - Overlay		Curb Ramps	2 ea		
	Inlet Marker	Speed Humps		Base Repair		Curb Ramp Locations		NEC, SEC @ TOREY PINES RD	
	Inlet Protection	Hump Removal		Base Repair Area					
	Survey Monument	XGutter		Bus Pad					
	Traffic Loops								
	Comments								

TB Map Page	Street Name	From	To	Council District	Functional Class	Length	Width	Area	Trash Day
1227-J6	LA JOLLA PY	HIDDEN VALLEY RD	LA JOLLA PY ON RA	1	Collector	1430 ft	82 ft	117260 ft ²	
	Full Width Grind	Mill / Pave		Asphalt Tons -Inlay	211 ton		Edge Milling		
	Hump Removal	Mill / Pave		Asphalt Tons - Overlay			Curb Ramps		
	Inlet Marker	Speed Humps		Base Repair			Curb Ramp Locations		
	Inlet Protection	Hump Removal		Base Repair Area					
	Survey Monument	XGutter		Bus Pad					
	Traffic Loops								
	Comments								
1227-J6	LA JOLLA PY	LA JOLLA PY ON RA	LA JOLLA PY OFF RA	1	Collector	2800 ft	82 ft	229600 ft ²	
	Full Width Grind	Mill / Pave		Asphalt Tons -Inlay	4133 ton		Edge Milling		
	Hump Removal	Mill / Pave		Asphalt Tons - Overlay			Curb Ramps		
	Inlet Marker	Speed Humps		Base Repair			Curb Ramp Locations		
	Inlet Protection	Hump Removal		Base Repair Area					
	Survey Monument	XGutter		Bus Pad					
	Traffic Loops								
	Comments								
1228-A7	LA JOLLA PY	LA JOLLA PY OFF RA	LA JOLLA SCENIC S DR	1	Collector	1320 ft	82 ft	108240 ft ²	
	Full Width Grind	Mill / Pave		Asphalt Tons -Inlay	1948 ton		Edge Milling		
	Hump Removal	Mill / Pave		Asphalt Tons - Overlay			Curb Ramps		
	Inlet Marker	Speed Humps		Base Repair			Curb Ramp Locations		
	Inlet Protection	Hump Removal		Base Repair Area					
	Survey Monument	XGutter		Bus Pad					
	Traffic Loops								
	Comments	CALTRANS PERMIT REQUIRED							

TB Map Page	Street Name	From	To	Council District	Functional Class	Length	Width	Area	Trash Day
1247-G1	EL CAM DEL TEATRO	MUIRLANDS DR	LA CUMBRE DR	1	Residential	1263 ft	34 ft	42942 ft ²	
	Full Width Grind	Mill / Pave		Asphalt Tons -Inlay	515 ton		Edge Milling		
	Hump Removal	Mill / Pave		Asphalt Tons - Overlay			Curb Ramps		
	Inlet Marker	Speed Humps		Base Repair	13 ton		Curb Ramp Locations		
	Inlet Protection	Hump Removal		Base Repair Area	168 ft ²				
	Survey Monument	XGutter		Bus Pad					
	Traffic Loops								
	Comments	PAVE AFTER 03/19/2013 REHAB PROJECT L-1							
1247-G2	EL CAM DEL TEATRO	MUIRLANDS DR	MUIRLANDS DR	1	Residential	1686 ft	34 ft	57324 ft ²	
	Full Width Grind	Mill / Pave		Asphalt Tons -Inlay	688 ton		Edge Milling		
	Hump Removal	Mill / Pave		Asphalt Tons - Overlay			Curb Ramps		
	Inlet Marker 3 ea	Speed Humps		Base Repair			Curb Ramp Locations		
	Inlet Protection 3 ea	Hump Removal		Base Repair Area	172 ft ²				
	Survey Monument	XGutter		Bus Pad					
	Traffic Loops								
	Comments	PAVE AFTER 03/19/2013 REHAB L-1 PROJECT							
1247-G2	MUIRLANDS DR	EL CAM DEL TEATRO	EL CAM DEL TEATRO	1	Prime	171 ft	34 ft	5814 ft ²	
	Full Width Grind	Mill / Pave 0 ton		Asphalt Tons -Inlay	70 ton		Edge Milling		
	Hump Removal	Mill / Pave 0 ft ²		Asphalt Tons - Overlay			Curb Ramps		
	Inlet Marker	Speed Humps		Base Repair	0 ton		Curb Ramp Locations		
	Inlet Protection	Hump Removal		Base Repair Area	0 ft ²				
	Survey Monument	XGutter		Bus Pad					
	Traffic Loops								
	Comments								

TB Map Page	Street Name	From	To	Council District	Functional Class	Length	Width	Area	Trash Day
1247-H2	EL CAM DEL TEATRO	LA CUMBRE DR	LA JOLLA SCENIC S DR	1	Residential	491 ft	33 ft	16203 ft ²	
	Full Width Grind	Mill / Pave	Asphalt Tons -Inlay	194 ton		Edge Milling			
	Hump Removal	Mill / Pave	Asphalt Tons - Overlay			Curb Ramps			
	Inlet Marker	Speed Humps	Base Repair			Curb Ramp Locations			
	Inlet Protection	Hump Removal	Base Repair Area						
	Survey Monument	XGutter	Bus Pad						
	Traffic Loops								
	Comments	LIMITS OF WORK ARE FROM 1829 TO LA JOLLA SCENIC DR							
1249-E7	FRIARS RD	NORTHSIDE DR	FRIARS RD RA	7	Collector	2065 ft	80 ft	165200 ft ²	
	Full Width Grind	Mill / Pave	Asphalt Tons -Inlay	2974 ton		Edge Milling			
	Hump Removal	Mill / Pave	Asphalt Tons - Overlay			Curb Ramps	2 ea		
	Inlet Marker	Speed Humps	Base Repair			Curb Ramp Locations	NE & SE @ NORTHSIDE		
	Inlet Protection	Hump Removal	Base Repair Area						
	Survey Monument	XGutter	Bus Pad						
	Traffic Loops	18 ea							
	Comments	50/67144							
1249-F7	FRIARS RD	MISSION VILLAGE DR	FRIARS RD RA	7	Collector	547 ft	80 ft	43760 ft ²	
	Full Width Grind	Mill / Pave	Asphalt Tons -Inlay	788 ton		Edge Milling			
	Hump Removal	Mill / Pave	Asphalt Tons - Overlay			Curb Ramps			
	Inlet Marker	Speed Humps	Base Repair	0 ton		Curb Ramp Locations			
	Inlet Protection	Hump Removal	Base Repair Area	0 ft ²					
	Survey Monument	XGutter	Bus Pad						
	Traffic Loops								
	Comments								

TB Map Page	Street Name	From	To	Council District	Functional Class	Length	Width	Area	Trash Day
1249-F7	FRIARS RD	FRIARS RD RA	MISSION VILLAGE DR	7	Collector	1610 ft	80 ft	128800 ft ²	
	Full Width Grind	Mill / Pave 0 ton		Asphalt Tons -Inlay 2318 ton			Edge Milling		
	Hump Removal	Mill / Pave 0 ft ²		Asphalt Tons - Overlay			Curb Ramps		
	Inlet Marker	Speed Humps		Base Repair 0 ton			Curb Ramp Locations		
	Inlet Protection	Hump Removal		Base Repair Area 0 ft ²					
	Survey Monument	XGutter		Bus Pad					
	Traffic Loops								
	Comments								
1249-G7	FRIARS RD	FRIARS RD RA	RANCHO MISSION RD	7	Collector	1514 ft	108 ft	163512 ft ²	
	Full Width Grind	Mill / Pave 0 ton		Asphalt Tons -Inlay 2943 ton			Edge Milling		
	Hump Removal	Mill / Pave 0 ft ²		Asphalt Tons - Overlay			Curb Ramps 4 ea		
	Inlet Marker	Speed Humps		Base Repair 4 ton			Curb Ramp Locations	NW, SW, NE, SE @	
	Inlet Protection 2 ea	Hump Removal		Base Repair Area 45 ft ²				.RANCHO MISSION RD	
	Survey Monument	XGutter		Bus Pad					
	Traffic Loops 24 ea								
	Comments	CALTRANS PERMIT REQUIRED							
1250-F4	NAVAJO RD	JACKSON DR	GOLFCREST DR	7	Major	2447 ft	72 ft	176184 ft ²	
	Full Width Grind	Mill / Pave		Asphalt Tons -Inlay 3215 ton			Edge Milling		
	Hump Removal	Mill / Pave		Asphalt Tons - Overlay			Curb Ramps 3 ea		
	Inlet Marker 1 ea	Speed Humps		Base Repair			Curb Ramp Locations	NE&NW @ JACKSON DR;	
	Inlet Protection 2 ea	Hump Removal		Base Repair Area				SW @ GOLFCREST	
	Survey Monument	XGutter		Bus Pad					
	Traffic Loops 29 ea								
	Comments	50/63179							

TB Map Page	Street Name	From	To	Council District	Functional Class	Length	Width	Area	Trash Day
1250-G4	NAVAJO RD	GOLFCREST DR	SOARING DR	7	Major	3089 ft	30 ft	92670 ft ²	
	Full Width Grind	Mill / Pave		Asphalt Tons -Inlay	1668 ton		Edge Milling		
	Hump Removal	Mill / Pave		Asphalt Tons - Overlay			Curb Ramps		
	Inlet Marker 2 ea	Speed Humps		Base Repair			Curb Ramp Locations		
	Inlet Protection 2 ea	Hump Removal		Base Repair Area					
	Survey Monument 1 ea	XGutter		Bus Pad					
	Traffic Loops 8 ea								
	Comments	OVERLAY WESTBOUND ONLY							
1250-H4	NAVAJO RD	SOARING DR	COWLES MTN BL	7	Major	837 ft	60 ft	50220 ft ²	
	Full Width Grind	Mill / Pave		Asphalt Tons -Inlay	904 ton		Edge Milling		
	Hump Removal	Mill / Pave		Asphalt Tons - Overlay			Curb Ramps	2 ea	
	Inlet Marker	Speed Humps		Base Repair			Curb Ramp Locations		NEC @ SOARING DR; 1
	Inlet Protection 1 ea	Hump Removal		Base Repair Area					NWC @ COWLES MTN BL
	Survey Monument	XGutter		Bus Pad					
	Traffic Loops 8 ea								
	Comments								
1250-H4	NAVAJO RD	COWLES MTN BL	BOULDER LAKE AV	7	Major	2349 ft	60 ft	140940 ft ²	
	Full Width Grind	Mill / Pave		Asphalt Tons -Inlay	2537 ton		Edge Milling		
	Hump Removal	Mill / Pave		Asphalt Tons - Overlay			Curb Ramps	2 ea	
	Inlet Marker 2 ea	Speed Humps		Base Repair			Curb Ramp Locations		NE @ COLWES MT; NW @
	Inlet Protection 2 ea	Hump Removal		Base Repair Area					BOULDER LAKE
	Survey Monument	XGutter		Bus Pad					
	Traffic Loops 14 ea								
	Comments								

TB Map Page	Street Name	From	To	Council District	Functional Class	Length	Width	Area	Trash Day
1250-J4	NAVAJO RD	BOULDER LAKE AV	BISBY LAKE AV	7	Major	1243 ft	60 ft	74580 ft ²	
	Full Width Grind	Mill / Pave		Asphalt Tons -Inlay	1342 ton		Edge Milling		
	Hump Removal	Mill / Pave		Asphalt Tons - Overlay			Curb Ramps	3 ea	
	Inlet Marker	Speed Humps		Base Repair			Curb Ramp Locations	NE @ BOULDER LAKE; NW, SW @ BISBY LAKE	
	Inlet Protection	Hump Removal		Base Repair Area					
	Survey Monument	XGutter		Bus Pad					
	Traffic Loops	16 ea							
	Comments	DON'T OVERLAY INTERSECTION OF BISBY LAKE DUE TO COLLEGE RANCH HYDRO PUMP STATION PROJECT							
1250-J4	NAVAJO RD	BISBY LAKE AV	LAKE MURRAY BL	7	Major	1020 ft	75 ft	76500 ft ²	
	Full Width Grind	Mill / Pave		Asphalt Tons -Inlay	1377 ton		Edge Milling		
	Hump Removal	Mill / Pave		Asphalt Tons - Overlay			Curb Ramps	2 ea	
	Inlet Marker	Speed Humps		Base Repair			Curb Ramp Locations	SEC @ BISBY LAKE AV; NWC @ LAKE MURRAY BL	
	Inlet Protection	Hump Removal		Base Repair Area					
	Survey Monument	XGutter		Bus Pad					
	Traffic Loops	19 ea							
	Comments	DON'T OVERLAY IINTERSECTION OF BISBY LAKE AV DUE TO COLLEGE RANCH HYDRO PUMP STATION PROJECT							
1251-A4	NAVAJO RD	LAKE MURRAY BL	JAFFE CT	7	Major	602 ft	83 ft	49966 ft ²	
	Full Width Grind	Mill / Pave		Asphalt Tons -Inlay	899 ton		Edge Milling		
	Hump Removal	Mill / Pave		Asphalt Tons - Overlay			Curb Ramps	3 ea	
	Inlet Marker	Speed Humps		Base Repair			Curb Ramp Locations	NE, SE @ LAKE MURRAY BLVD; SW @ JAFFE CT	
	Inlet Protection	Hump Removal		Base Repair Area					
	Survey Monument	XGutter		Bus Pad					
	Traffic Loops	13 ea							
	Comments	50/63179							

TB Map Page	Street Name	From	To	Council District	Functional Class	Length	Width	Area	Trash Day
1251-A4	NAVAJO RD	JAFFE CT	CITY BOUNDARY	7	Major	715 ft	83 ft	59345 ft ²	
	Full Width Grind	Mill / Pave		Asphalt Tons -Inlay	1068 ton		Edge Milling		
	Hump Removal	Mill / Pave		Asphalt Tons - Overlay			Curb Ramps	5 ea	
	Inlet Marker	Speed Humps		Base Repair			Curb Ramp Locations	SE @ JAFFE CT; NW & SW @ HWY 125, 2 ALLEY RAMP	
	Inlet Protection	Hump Removal		Base Repair Area					
	Survey Monument	XGutter		Bus Pad					
	Traffic Loops	9 ea							
	Comments	CALTRANS PERMIT REQUIRED							
1268-J4	JACKDAW ST	HUNTER ST	END	3	Residential	230 ft	30 ft	6900 ft ²	
	Full Width Grind	Mill / Pave		Asphalt Tons -Inlay	83 ton		Edge Milling		
	Hump Removal	Mill / Pave		Asphalt Tons - Overlay			Curb Ramps	2 ea	
	Inlet Marker	Speed Humps		Base Repair			Curb Ramp Locations	NWC, NEC @ HUNTER ST	
	Inlet Protection	Hump Removal		Base Repair Area					
	Survey Monument	XGutter		Bus Pad					
	Traffic Loops								
	Comments								
1268-J5	JACKDAW ST	W ARBOR DR	HUNTER ST	3	Residential	346 ft	30 ft	10380 ft ²	
	Full Width Grind	Mill / Pave		Asphalt Tons -Inlay	125 ton		Edge Milling		
	Hump Removal	Mill / Pave		Asphalt Tons - Overlay			Curb Ramps	2 ea	
	Inlet Marker	Speed Humps		Base Repair	3 ton		Curb Ramp Locations	SWC, SEC @ HUNTER ST	
	Inlet Protection	Hump Removal		Base Repair Area	40 ft ²				
	Survey Monument	XGutter		Bus Pad					
	Traffic Loops								
	Comments								

TB Map Page	Street Name	From	To	Council District	Functional Class	Length	Width	Area	Trash Day
1268-J5	JACKDAW ST	WASHINGTON PL	FORT STOCKTON DR	3	Residential	316 ft	30 ft	9480 ft ²	
	Full Width Grind	Mill / Pave	Asphalt Tons -Inlay	114 ton		Edge Milling			
	Hump Removal	Mill / Pave	Asphalt Tons - Overlay			Curb Ramps	4 ea		
	Inlet Marker	Speed Humps	Base Repair			Curb Ramp Locations	NWC, NEC @ WASHINGTON PL; SWC, SEC @ FORT STOCKTON DR		
	Inlet Protection	Hump Removal	Base Repair Area						
	Survey Monument	XGutter	Bus Pad						
	Traffic Loops								
	Comments								
1268-J5	JACKDAW ST	FORT STOCKTON DR	W LEWIS ST	3	Residential	295 ft	30 ft	8850 ft ²	
	Full Width Grind	Mill / Pave 0 ton	Asphalt Tons -Inlay	106 ton		Edge Milling			
	Hump Removal	Mill / Pave 0 ft ²	Asphalt Tons - Overlay			Curb Ramps	3 ea		
	Inlet Marker	Speed Humps	Base Repair 0 ton			Curb Ramp Locations	NWC @ FORT STOCKTON DR; SWC, SEC @ W LEWIS ST		
	Inlet Protection	Hump Removal	Base Repair Area 0 ft ²						
	Survey Monument	XGutter	Bus Pad						
	Traffic Loops								
	Comments	DON'T OVERLAY INTERSECTION OF W LEWIS ST. UNIVERSITY PIPELINE PROJECT STRT 2014							
1268-J5	JACKDAW ST	W LEWIS ST	W MONTECITO WY	3	Residential	335 ft	30 ft	10050 ft ²	
	Full Width Grind	Mill / Pave	Asphalt Tons -Inlay	121 ton		Edge Milling			
	Hump Removal	Mill / Pave	Asphalt Tons - Overlay			Curb Ramps	2 ea		
	Inlet Marker	Speed Humps	Base Repair			Curb Ramp Locations	NWC, NEC @ LEWIS ST		
	Inlet Protection	Hump Removal	Base Repair Area						
	Survey Monument	XGutter	Bus Pad						
	Traffic Loops								
	Comments	DON'T OVERLAY W LEWIS ST							

TB Map Page	Street Name	From	To	Council District	Functional Class	Length	Width	Area	Trash Day
1268-J5	JACKDAW ST	W MONTECITO WY	W ARBOR DR	3	Residential	352 ft	30 ft	10560 ft ²	
	Full Width Grind	Mill / Pave	Asphalt Tons -Inlay	127 ton		Edge Milling			
	Hump Removal	Mill / Pave	Asphalt Tons - Overlay			Curb Ramps			
	Inlet Marker	Speed Humps	Base Repair			Curb Ramp Locations			
	Inlet Protection	Hump Removal	Base Repair Area						
	Survey Monument	XGutter	Bus Pad						
	Traffic Loops								
	Comments								
1268-J5	JACKDAW ST	BEGIN	WASHINGTON PL	3	Residential	136 ft	30 ft	4080 ft ²	
	Full Width Grind	Mill / Pave 0 ton	Asphalt Tons -Inlay	49 ton		Edge Milling			
	Hump Removal	Mill / Pave 0 ft ²	Asphalt Tons - Overlay			Curb Ramps	2 ea		
	Inlet Marker 1 ea	Speed Humps	Base Repair 0 ton			Curb Ramp Locations	SWC, SEC @ WASHINGTON PL		
	Inlet Protection 2 ea	Hump Removal	Base Repair Area 0 ft ²						
	Survey Monument	XGutter	Bus Pad						
	Traffic Loops								
	Comments								
1269-C6	WILSHIRE TR	MYRTLE AV	CYPRESS AV	3	Residential	979 ft	31 ft	30349 ft ²	
	Full Width Grind	Mill / Pave 0 ton	Asphalt Tons -Inlay			Edge Milling			
	Hump Removal	Mill / Pave 0 ft ²	Asphalt Tons - Overlay	455 ton		Curb Ramps	2 ea		
	Inlet Marker	Speed Humps	Base Repair 26 ton			Curb Ramp Locations	SW & SE @ CYPRESS AV		
	Inlet Protection	Hump Removal	Base Repair Area 330 ft ²						
	Survey Monument	XGutter	Bus Pad						
	Traffic Loops								
	Comments	1/2" LEVELING COURSE WITH PAVING MAT OVERLAY WITH PAVEMENT FABRIC							

TB Map Page	Street Name	From	To	Council District	Functional Class	Length	Width	Area	Trash Day
1269-D3	TEXAS ST	ADAMS AV	CAM DEL RIO SOUTH	3	Major	1708 ft	48 ft	81984 ft ²	
	Full Width Grind	Mill / Pave	Asphalt Tons -Inlay	1476 ton		Edge Milling			
	Hump Removal	Mill / Pave	Asphalt Tons - Overlay			Curb Ramps			
	Inlet Marker 3 ea	Speed Humps	Base Repair			Curb Ramp Locations			
	Inlet Protection 3 ea	Hump Removal	Base Repair Area						
	Survey Monument	XGutter	Bus Pad						
	Traffic Loops 12 ea								
	Comments								
1288-A2	FLEETRIDGE DR	VARONA ST	POINT LOMA AV	2	Residential				
	Full Width Grind	Mill / Pave	Asphalt Tons -Inlay			Edge Milling			
	Hump Removal	Mill / Pave	Asphalt Tons - Overlay			Curb Ramps			
	Inlet Marker	Speed Humps	Base Repair			Curb Ramp Locations			
	Inlet Protection	Hump Removal	Base Repair Area						
	Survey Monument	XGutter	Bus Pad						
	Traffic Loops								
	Comments	SN 5/51515							
1288-A2	LIGGETT DR	POINT LOMA AV	VARONA ST	2	Residential				
	Full Width Grind	Mill / Pave	Asphalt Tons -Inlay			Edge Milling			
	Hump Removal	Mill / Pave	Asphalt Tons - Overlay			Curb Ramps			
	Inlet Marker	Speed Humps	Base Repair			Curb Ramp Locations			
	Inlet Protection	Hump Removal	Base Repair Area						
	Survey Monument	XGutter	Bus Pad						
	Traffic Loops								
	Comments								

TB Map Page	Street Name	From	To	Council District	Functional Class	Length	Width	Area	Trash Day
1289-A3	04TH AV	C ST	B ST	3	Major	310 ft	50 ft	15500 ft ²	
	Full Width Grind	Mill / Pave	0 ton	Asphalt Tons -Inlay	279 ton	Edge Milling			
	Hump Removal	Mill / Pave	0 ft ²	Asphalt Tons - Overlay		Curb Ramps	2 ea		
	Inlet Marker	3 ea	Speed Humps	Base Repair	0 ton	Curb Ramp Locations	NW & NE @ C ST		
	Inlet Protection	3 ea	Hump Removal	Base Repair Area	0 ft ²				
	Survey Monument		XGutter	Bus Pad					
	Traffic Loops								
	Comments								
1289-A3	04TH AV	BROADWAY	C ST	3	Major	286 ft	50 ft	14300 ft ²	
	Full Width Grind	Mill / Pave	0 ton	Asphalt Tons -Inlay	257 ton	Edge Milling			
	Hump Removal	Mill / Pave	0 ft ²	Asphalt Tons - Overlay		Curb Ramps	3 ea		
	Inlet Marker	2 ea	Speed Humps	Base Repair	0 ton	Curb Ramp Locations	NE @ C ST; NW, NE @ BROADWAY		
	Inlet Protection	2 ea	Hump Removal	Base Repair Area	0 ft ²				
	Survey Monument		XGutter	Bus Pad					
	Traffic Loops								
	Comments								
1289-A3	04TH AV	E ST	BROADWAY	3	Major	192 ft	50 ft	9600 ft ²	
	Full Width Grind	Mill / Pave	0 ton	Asphalt Tons -Inlay	173 ton	Edge Milling			
	Hump Removal	Mill / Pave	0 ft ²	Asphalt Tons - Overlay		Curb Ramps	4 ea		
	Inlet Marker		Speed Humps	Base Repair	10 ton	Curb Ramp Locations	SW, SE @ BROADWAY; NW, NE @ E ST		
	Inlet Protection		Hump Removal	Base Repair Area	120 ft ²				
	Survey Monument		XGutter	Bus Pad					
	Traffic Loops	7 ea							
	Comments								

TB Map Page	Street Name	From	To	Council District	Functional Class	Length	Width	Area	Trash Day
1289-A3	04TH AV	F ST	E ST	3	Major	345 ft	50 ft	17250 ft ²	
	Full Width Grind	Mill / Pave	0 ton	Asphalt Tons -Inlay	311 ton	Edge Milling			
	Hump Removal	Mill / Pave	0 ft ²	Asphalt Tons - Overlay		Curb Ramps	3 ea		
	Inlet Marker	2 ea	Speed Humps	Base Repair	42 ton	Curb Ramp Locations	SE @ E ST; NW, NE @ F ST		
	Inlet Protection	2 ea	Hump Removal	Base Repair Area	536 ft ²				
	Survey Monument		XGutter	Bus Pad					
	Traffic Loops								
	Comments								
1289-A3	04TH AV	B ST	A ST	3	Major	324 ft	50 ft	16200 ft ²	
	Full Width Grind	Mill / Pave	0 ton	Asphalt Tons -Inlay	292 ton	Edge Milling			
	Hump Removal	Mill / Pave	0 ft ²	Asphalt Tons - Overlay		Curb Ramps	2 ea		
	Inlet Marker	2 ea	Speed Humps	Base Repair	0 ton	Curb Ramp Locations	NW & NE @ B ST		
	Inlet Protection	2 ea	Hump Removal	Base Repair Area	0 ft ²				
	Survey Monument		XGutter	Bus Pad					
	Traffic Loops								
	Comments	PARKING METERS , "T"S . DON'T OVERLAY INTERSECTION OF A ST GJ 799 END 08/2013							
1289-E3	28TH ST	TREAT ST	E ST	3	Prime	399 ft	42 ft	16758 ft ²	
	Full Width Grind	Mill / Pave		Asphalt Tons -Inlay	302 ton	Edge Milling			
	Hump Removal	Mill / Pave		Asphalt Tons - Overlay		Curb Ramps	1 ea		
	Inlet Marker	1 ea	Speed Humps	Base Repair		Curb Ramp Locations	SE @ E ST		
	Inlet Protection	1 ea	Hump Removal	Base Repair Area					
	Survey Monument		XGutter	Bus Pad					
	Traffic Loops								
	Comments	LIMITS OF WORK 94 WB ON RAMPS TO E ST . CALTRANS PERMIT REQUIRED.							

TB Map Page	Street Name	From	To	Council District	Functional Class	Length	Width	Area	Trash Day
1289-E3	28TH ST	MARKET ST	G ST	8	Prime	368 ft	40 ft	14720 ft ²	Wednesday
	Full Width Grind	Mill / Pave	0 ton	Asphalt Tons -Inlay	265 ton		Edge Milling		
	Hump Removal	Mill / Pave		Asphalt Tons - Overlay			Curb Ramps		
	Inlet Marker	Speed Humps		Base Repair	0 ton		Curb Ramp Locations		
	Inlet Protection	Hump Removal	2 ea	Base Repair Area					
	Survey Monument	XGutter		Bus Pad					
	Traffic Loops								
	Comments	CALTRANS PERMIT REQUIRED. DON'T OVERLAY INTERSECTION OF G ST SEWER GROUP 697A STRT 07/2016							
1289-E3	28TH ST	E ST	E ST	3	Prime	90 ft	42 ft	3780 ft ²	
	Full Width Grind	Mill / Pave		Asphalt Tons -Inlay	68 ton		Edge Milling		
	Hump Removal	Mill / Pave		Asphalt Tons - Overlay			Curb Ramps	1 ea	
	Inlet Marker	Speed Humps		Base Repair			Curb Ramp Locations	NE @ E ST	
	Inlet Protection	Hump Removal		Base Repair Area					
	Survey Monument	XGutter		Bus Pad					
	Traffic Loops								
	Comments								
1289-E3	MARKET ST	28TH ST	29TH ST	8	Major	406 ft	70 ft	28420 ft ²	
	Full Width Grind	Mill / Pave	0 ton	Asphalt Tons -Inlay	512 ton		Edge Milling		
	Hump Removal	Mill / Pave	0 ft ²	Asphalt Tons - Overlay			Curb Ramps		
	Inlet Marker	Speed Humps		Base Repair	0 ton		Curb Ramp Locations		
	Inlet Protection	Hump Removal		Base Repair Area	0 ft ²				
	Survey Monument	XGutter		Bus Pad					
	Traffic Loops								
	Comments								

TB Map Page	Street Name	From	To	Council District	Functional Class	Length	Width	Area	Trash Day
1289-E3	28TH ST	E ST	BROADWAY	3	Prime	264 ft	40 ft	10560 ft ²	
	Full Width Grind	Mill / Pave	0 ton	Asphalt Tons -Inlay	190 ton	Edge Milling			
	Hump Removal	Mill / Pave	0 ft ²	Asphalt Tons - Overlay		Curb Ramps	1 ea		
	Inlet Marker	Speed Humps		Base Repair	0 ton	Curb Ramp Locations	SW @ BROADWAY		
	Inlet Protection	Hump Removal		Base Repair Area	0 ft ²				
	Survey Monument	XGutter		Bus Pad					
	Traffic Loops								
	Comments								
1289-F5	S 35TH ST	MARTIN AV	FLORENCE ST	9	Prime	490 ft	37 ft	18130 ft ²	
	Full Width Grind	Mill / Pave	0 ton	Asphalt Tons -Inlay	326 ton	Edge Milling			
	Hump Removal	Mill / Pave	0 ft ²	Asphalt Tons - Overlay		Curb Ramps			
	Inlet Marker	Speed Humps		Base Repair	0 ton	Curb Ramp Locations			
	Inlet Protection	Hump Removal		Base Repair Area	0 ft ²				
	Survey Monument	XGutter		Bus Pad					
	Traffic Loops								
	Comments								
1289-F5	S 35TH ST	I-15 NB OFF RA	VALLE AV	9	Prime	330 ft	37 ft	12210 ft ²	
	Full Width Grind	Mill / Pave	0 ton	Asphalt Tons -Inlay	220 ton	Edge Milling			
	Hump Removal	Mill / Pave	0 ft ²	Asphalt Tons - Overlay		Curb Ramps			
	Inlet Marker	Speed Humps		Base Repair	0 ton	Curb Ramp Locations			
	Inlet Protection	Hump Removal		Base Repair Area	0 ft ²				
	Survey Monument	XGutter		Bus Pad					
	Traffic Loops								
	Comments	CALTRANS PERMIT REQUIRED							

TB Map Page	Street Name	From	To	Council District	Functional Class	Length	Width	Area	Trash Day
1289-F5	S 35TH ST	VALLE AV	MARTIN AV	9	Prime	300 ft	37 ft	11100 ft ²	
	Full Width Grind	Mill / Pave		Asphalt Tons -Inlay	200 ton		Edge Milling		
	Hump Removal	Mill / Pave		Asphalt Tons - Overlay			Curb Ramps		
	Inlet Marker	Speed Humps		Base Repair			Curb Ramp Locations		
	Inlet Protection	Hump Removal		Base Repair Area					
	Survey Monument	XGutter		Bus Pad					
	Traffic Loops								
	Comments								
1289-F5	S 35TH ST	FLORENCE ST	FLORENCE LN	9	Prime	190 ft	39 ft	7410 ft ²	
	Full Width Grind	Mill / Pave 0 ton		Asphalt Tons -Inlay	133 ton		Edge Milling		
	Hump Removal	Mill / Pave 0 ft ²		Asphalt Tons - Overlay			Curb Ramps		
	Inlet Marker	Speed Humps		Base Repair 0 ton			Curb Ramp Locations		
	Inlet Protection	Hump Removal		Base Repair Area 0 ft ²					
	Survey Monument	XGutter		Bus Pad					
	Traffic Loops								
	Comments								
1289-F5	MARTIN AV	BEGIN	S 35TH ST	9	Residential	492 ft	34 ft	16728 ft ²	
	Full Width Grind	Mill / Pave		Asphalt Tons -Inlay	201 ton		Edge Milling		
	Hump Removal	Mill / Pave		Asphalt Tons - Overlay			Curb Ramps 2 ea		
	Inlet Marker 1 ea	Speed Humps		Base Repair			Curb Ramp Locations	NW, SW @ 35TH ST	
	Inlet Protection 1 ea	Hump Removal		Base Repair Area					
	Survey Monument	XGutter		Bus Pad					
	Traffic Loops								
	Comments	sn50/55157							

TB Map Page	Street Name	From	To	Council District	Functional Class	Length	Width	Area	Trash Day
1289-F5	VALLE AV	BEGIN	S 35TH ST	9	Residential	450 ft	34 ft	15300 ft ²	
	Full Width Grind	Mill / Pave	0 ton	Asphalt Tons -Inlay	275 ton	Edge Milling			
	Hump Removal	Mill / Pave	0 ft ²	Asphalt Tons - Overlay		Curb Ramps			
	Inlet Marker	Speed Humps		Base Repair	0 ton	Curb Ramp Locations			
	Inlet Protection	Hump Removal		Base Repair Area	0 ft ²				
	Survey Monument	XGutter		Bus Pad					
	Traffic Loops								
	Comments								
1289-F5	LOGAN AV	FLORENCE LN	S 36TH ST	9	Residential	623 ft	38 ft	23674 ft ²	
	Full Width Grind	Mill / Pave	0 ton	Asphalt Tons -Inlay	284 ton	Edge Milling			
	Hump Removal	Mill / Pave	0 ft ²	Asphalt Tons - Overlay		Curb Ramps	3 ea		
	Inlet Marker	Speed Humps		Base Repair	0 ton	Curb Ramp Locations	SW @ 36TH ; NE, SE @ 35TH ST		
	Inlet Protection	Hump Removal		Base Repair Area	0 ft ²				
	Survey Monument	XGutter		Bus Pad					
	Traffic Loops								
	Comments								
1289-G5	S 37TH ST	OCEAN VIEW BL	JEWELL DR	9	Prime	169 ft	38 ft	6422 ft ²	
	Full Width Grind	Mill / Pave		Asphalt Tons -Inlay	77 ton	Edge Milling			
	Hump Removal	Mill / Pave		Asphalt Tons - Overlay		Curb Ramps			
	Inlet Marker	Speed Humps		Base Repair		Curb Ramp Locations			
	Inlet Protection	Hump Removal		Base Repair Area					
	Survey Monument	XGutter		Bus Pad					
	Traffic Loops								
	Comments								

TB Map Page	Street Name	From	To	Council District	Functional Class	Length	Width	Area	Trash Day
1289-G5	S 38TH ST	TEAK ST	HEMLOCK ST	9	Residential	150 ft	37 ft	5550 ft ²	
	Full Width Grind	Mill / Pave	Asphalt Tons -Inlay	67 ton	Edge Milling				
	Hump Removal	Mill / Pave	Asphalt Tons - Overlay		Curb Ramps				
	Inlet Marker	Speed Humps	Base Repair		Curb Ramp Locations				
	Inlet Protection	Hump Removal	Base Repair Area						
	Survey Monument	XGutter	Bus Pad						
	Traffic Loops								
	Comments								
1289-G5	HEMLOCK ST	S 38TH ST	S 39TH ST	9	Residential	641 ft	30 ft	19230 ft ²	
	Full Width Grind	Mill / Pave	Asphalt Tons -Inlay	231 ton	Edge Milling				
	Hump Removal	Mill / Pave	Asphalt Tons - Overlay		Curb Ramps				
	Inlet Marker	Speed Humps	Base Repair		Curb Ramp Locations				
	Inlet Protection	Hump Removal	Base Repair Area						
	Survey Monument	XGutter	Bus Pad						
	Traffic Loops								
	Comments								
1289-G5	T ST	JEWELL DR	S 37TH ST	9	Residential	242 ft	28 ft	6776 ft ²	
	Full Width Grind	Mill / Pave	Asphalt Tons -Inlay	81 ton	Edge Milling				
	Hump Removal	Mill / Pave	Asphalt Tons - Overlay		Curb Ramps	2 ea			
	Inlet Marker	Speed Humps	Base Repair		Curb Ramp Locations	NE, SE @ JEWELL DR			
	Inlet Protection	Hump Removal	Base Repair Area						
	Survey Monument	XGutter	Bus Pad						
	Traffic Loops								
	Comments								

TB Map Page	Street Name	From	To	Council District	Functional Class	Length	Width	Area	Trash Day
1289-G5	OLIVEWOOD TR	HEMLOCK ST	T ST	9	Residential	237 ft	30 ft	7110 ft ²	
	Full Width Grind	Mill / Pave		Asphalt Tons -Inlay	85 ton		Edge Milling		
	Hump Removal	Mill / Pave		Asphalt Tons - Overlay			Curb Ramps		
	Inlet Marker	Speed Humps		Base Repair			Curb Ramp Locations		
	Inlet Protection	Hump Removal		Base Repair Area					
	Survey Monument	XGutter		Bus Pad					
	Traffic Loops								
	Comments								
1289-G5	HEMLOCK ST	S 37TH ST	S 38TH ST	9	Residential	611 ft	38 ft	23218 ft ²	
	Full Width Grind	Mill / Pave		Asphalt Tons -Inlay	279 ton		Edge Milling		
	Hump Removal	Mill / Pave		Asphalt Tons - Overlay			Curb Ramps	2 ea	
	Inlet Marker	Speed Humps		Base Repair			Curb Ramp Locations	NW, SW @ 38TH ST	
	Inlet Protection	Hump Removal		Base Repair Area					
	Survey Monument	XGutter		Bus Pad					
	Traffic Loops								
	Comments								
1289-G5	FLORENCE ST	OLIVEWOOD TR	JEWELL DR	9	Residential	607 ft	40 ft	24280 ft ²	
	Full Width Grind	Mill / Pave		Asphalt Tons -Inlay	291 ton		Edge Milling		
	Hump Removal	Mill / Pave		Asphalt Tons - Overlay			Curb Ramps	2 ea	
	Inlet Marker	Speed Humps		Base Repair			Curb Ramp Locations	NW, SW @ F	
	Inlet Protection	Hump Removal		Base Repair Area					
	Survey Monument	XGutter		Bus Pad					
	Traffic Loops								
	Comments								

TB Map Page	Street Name	From	To	Council District	Functional Class	Length	Width	Area	Trash Day
1289-G5	TEAK ST	S 39TH ST	S 40TH ST	9	Residential	682 ft	39 ft	26598 ft ²	
	Full Width Grind	Mill / Pave	Asphalt Tons -Inlay	319 ton		Edge Milling			
	Hump Removal	Mill / Pave	Asphalt Tons - Overlay			Curb Ramps			
	Inlet Marker	Speed Humps	Base Repair	3 ton		Curb Ramp Locations			
	Inlet Protection	Hump Removal	Base Repair Area	36 ft ²					
	Survey Monument	XGutter	Bus Pad						
	Traffic Loops								
	Comments								
1289-G5	T ST	S 37TH ST	S 38TH ST	9	Residential	631 ft	37 ft	23347 ft ²	
	Full Width Grind	Mill / Pave	Asphalt Tons -Inlay	280 ton		Edge Milling			
	Hump Removal	Mill / Pave	Asphalt Tons - Overlay			Curb Ramps			
	Inlet Marker	Speed Humps	Base Repair			Curb Ramp Locations			
	Inlet Protection	Hump Removal	Base Repair Area						
	Survey Monument	XGutter	Bus Pad						
	Traffic Loops								
	Comments								
1289-G5	FLORENCE ST	S 37TH ST	S 38TH ST	9	Residential	328 ft	28 ft	9184 ft ²	
	Full Width Grind	Mill / Pave	Asphalt Tons -Inlay	110 ton		Edge Milling			
	Hump Removal	Mill / Pave	Asphalt Tons - Overlay			Curb Ramps			
	Inlet Marker	Speed Humps	Base Repair			Curb Ramp Locations			
	Inlet Protection	Hump Removal	Base Repair Area						
	Survey Monument	XGutter	Bus Pad						
	Traffic Loops								
	Comments								

TB Map Page	Street Name	From	To	Council District	Functional Class	Length	Width	Area	Trash Day
1289-G5	OLIVEWOOD TR	OCEAN VIEW BL	HEMLOCK ST	9	Residential	543 ft	30 ft	16290 ft ²	
	Full Width Grind	Mill / Pave		Asphalt Tons -Inlay	190 ton		Edge Milling		
	Hump Removal	Mill / Pave		Asphalt Tons - Overlay			Curb Ramps		
	Inlet Marker 1 ea	Speed Humps		Base Repair			Curb Ramp Locations		
	Inlet Protection 1 ea	Hump Removal		Base Repair Area					
	Survey Monument	XGutter		Bus Pad					
	Traffic Loops								
	Comments								
1289-G5	S 38TH ST	HEMLOCK ST	T ST	9	Residential	225 ft	37 ft	8325 ft ²	
	Full Width Grind	Mill / Pave		Asphalt Tons -Inlay	100 ton		Edge Milling		
	Hump Removal	Mill / Pave		Asphalt Tons - Overlay			Curb Ramps		
	Inlet Marker	Speed Humps		Base Repair			Curb Ramp Locations		
	Inlet Protection	Hump Removal		Base Repair Area					
	Survey Monument	XGutter		Bus Pad					
	Traffic Loops								
	Comments								
1289-G5	S 38TH ST	HEMLOCK ST	HEMLOCK ST	9	Residential	95 ft	37 ft	3515 ft ²	
	Full Width Grind	Mill / Pave		Asphalt Tons -Inlay	63 ton		Edge Milling		
	Hump Removal	Mill / Pave		Asphalt Tons - Overlay			Curb Ramps		
	Inlet Marker	Speed Humps		Base Repair			Curb Ramp Locations		
	Inlet Protection	Hump Removal		Base Repair Area					
	Survey Monument	XGutter		Bus Pad					
	Traffic Loops								
	Comments								

TB Map Page	Street Name	From	To	Council District	Functional Class	Length	Width	Area	Trash Day
1289-G5	JEWELL DR	T ST	FLORENCE ST	9	Residential	368 ft	28 ft	10304 ft ²	
	Full Width Grind	Mill / Pave	Asphalt Tons -Inlay	124 ton	Edge Milling				
	Hump Removal	Mill / Pave	Asphalt Tons - Overlay		Curb Ramps				
	Inlet Marker	Speed Humps	Base Repair		Curb Ramp Locations				
	Inlet Protection	Hump Removal	Base Repair Area						
	Survey Monument	XGutter	Bus Pad						
	Traffic Loops								
	Comments								
1289-G5	TEAK ST	S 38TH ST	S 39TH ST	9	Residential	639 ft	38 ft	24282 ft ²	
	Full Width Grind	Mill / Pave	Asphalt Tons -Inlay	291 ton	Edge Milling				
	Hump Removal	Mill / Pave	Asphalt Tons - Overlay		Curb Ramps				
	Inlet Marker	Speed Humps	Base Repair		Curb Ramp Locations				
	Inlet Protection	Hump Removal	Base Repair Area	92 ft ²					
	Survey Monument	XGutter	Bus Pad						
	Traffic Loops								
	Comments								
1289-G5	S 37TH ST	JEWELL DR	HEMLOCK ST	9	Prime	298 ft	38 ft	11324 ft ²	
	Full Width Grind	Mill / Pave	Asphalt Tons -Inlay	136 ton	Edge Milling				
	Hump Removal	Mill / Pave	Asphalt Tons - Overlay		Curb Ramps				
	Inlet Marker	Speed Humps	Base Repair		Curb Ramp Locations				
	Inlet Protection	Hump Removal	Base Repair Area						
	Survey Monument	XGutter	Bus Pad						
	Traffic Loops								
	Comments								

TB Map Page	Street Name	From	To	Council District	Functional Class	Length	Width	Area	Trash Day
1289-G5	JEWELL DR	T ST	T ST	9	Residential	77 ft	28 ft	2156 ft ²	
	Full Width Grind	Mill / Pave		Asphalt Tons -Inlay	26 ton		Edge Milling		
	Hump Removal	Mill / Pave		Asphalt Tons - Overlay			Curb Ramps		
	Inlet Marker	Speed Humps		Base Repair			Curb Ramp Locations		
	Inlet Protection	Hump Removal		Base Repair Area					
	Survey Monument	XGutter		Bus Pad					
	Traffic Loops								
	Comments								
1289-G5	HEMLOCK ST	S 36TH ST	OLIVEWOOD TR	9	Residential	75 ft	37 ft	2775 ft ²	
	Full Width Grind	Mill / Pave	0 ton	Asphalt Tons -Inlay	33 ton		Edge Milling		
	Hump Removal	Mill / Pave		Asphalt Tons - Overlay			Curb Ramps	2 ea	
	Inlet Marker	Speed Humps		Base Repair			Curb Ramp Locations	NE, SE @ 36TH ST	
	Inlet Protection	Hump Removal		Base Repair Area					
	Survey Monument	XGutter	378 ft ²	Bus Pad					
	Traffic Loops								
	Comments								
1289-G5	S 38TH ST	OCEAN VIEW BL	TEAK ST	9	Residential	308 ft	40 ft	12320 ft ²	
	Full Width Grind	Mill / Pave		Asphalt Tons -Inlay	148 ton		Edge Milling		
	Hump Removal	Mill / Pave		Asphalt Tons - Overlay			Curb Ramps	2 ea	
	Inlet Marker	Speed Humps		Base Repair			Curb Ramp Locations	@ ALLEY	
	Inlet Protection	Hump Removal		Base Repair Area					
	Survey Monument	XGutter		Bus Pad					
	Traffic Loops		4 ea						
	Comments								

TB Map Page	Street Name	From	To	Council District	Functional Class	Length	Width	Area	Trash Day
1289-G5	TEAK ST	JEWELL DR	S 38TH ST	9	Residential	624 ft	37 ft	23088 ft ²	
	Full Width Grind	Mill / Pave		Asphalt Tons -Inlay	277 ton		Edge Milling		
	Hump Removal	Mill / Pave		Asphalt Tons - Overlay			Curb Ramps	3 ea	
	Inlet Marker 1 ea	Speed Humps		Base Repair			Curb Ramp Locations	SE, NE @ 37TH ST; NW @ 38TH ST	
	Inlet Protection 1 ea	Hump Removal		Base Repair Area					
	Survey Monument	XGutter		Bus Pad					
	Traffic Loops								
	Comments								
1289-G5	T ST	S 39TH ST	S 40TH ST	9	Residential	690 ft	28 ft	19320 ft ²	
	Full Width Grind	Mill / Pave		Asphalt Tons -Inlay	232 ton		Edge Milling		
	Hump Removal	Mill / Pave		Asphalt Tons - Overlay			Curb Ramps		
	Inlet Marker	Speed Humps		Base Repair			Curb Ramp Locations		
	Inlet Protection	Hump Removal		Base Repair Area					
	Survey Monument	XGutter		Bus Pad					
	Traffic Loops								
	Comments								
1289-G5	JEWELL DR	S 37TH ST	T ST	9	Residential	693 ft	28 ft	19404 ft ²	
	Full Width Grind	Mill / Pave		Asphalt Tons -Inlay	233 ton		Edge Milling		
	Hump Removal	Mill / Pave		Asphalt Tons - Overlay			Curb Ramps	2 ea	
	Inlet Marker	Speed Humps		Base Repair			Curb Ramp Locations	NW, SW @ 37TH ST	
	Inlet Protection	Hump Removal		Base Repair Area					
	Survey Monument	XGutter		Bus Pad					
	Traffic Loops								
	Comments								

TB Map Page	Street Name	From	To	Council District	Functional Class	Length	Width	Area	Trash Day
1289-G5	HEMLOCK ST	S 39TH ST	S 40TH ST	9	Residential	685 ft	30 ft	20550 ft ²	
	Full Width Grind	Mill / Pave		Asphalt Tons -Inlay	247 ton		Edge Milling		
	Hump Removal	Mill / Pave		Asphalt Tons - Overlay			Curb Ramps		
	Inlet Marker	Speed Humps		Base Repair	13 ton		Curb Ramp Locations		
	Inlet Protection	Hump Removal		Base Repair Area	170 ft ²				
	Survey Monument	XGutter		Bus Pad					
	Traffic Loops								
	Comments								
1289-G5	S 38TH ST	TEAK ST	TEAK ST	9	Residential	165 ft	37 ft	6105 ft ²	
	Full Width Grind	Mill / Pave		Asphalt Tons -Inlay	110 ton		Edge Milling		
	Hump Removal	Mill / Pave		Asphalt Tons - Overlay			Curb Ramps		
	Inlet Marker	Speed Humps		Base Repair			Curb Ramp Locations		
	Inlet Protection	Hump Removal		Base Repair Area					
	Survey Monument	XGutter		Bus Pad					
	Traffic Loops								
	Comments								
1289-G5	T ST	OLIVEWOOD TR	JEWELL DR	9	Residential	224 ft	30 ft	6720 ft ²	
	Full Width Grind	Mill / Pave		Asphalt Tons -Inlay	81 ton		Edge Milling		
	Hump Removal	Mill / Pave		Asphalt Tons - Overlay			Curb Ramps	4 ea	
	Inlet Marker	Speed Humps		Base Repair			Curb Ramp Locations	SE, NE @ OLIVEWOOD TR; NW, SW @ JEWELL DR	
	Inlet Protection	Hump Removal		Base Repair Area					
	Survey Monument	XGutter		Bus Pad					
	Traffic Loops								
	Comments								

TB Map Page	Street Name	From	To	Council District	Functional Class	Length	Width	Area	Trash Day
1289-G5	OLIVEWOOD TR	T ST	FLORENCE ST	9	Residential	440 ft	30 ft	13200 ft ²	
	Full Width Grind	Mill / Pave	Asphalt Tons -Inlay	158 ton	Edge Milling				
	Hump Removal	Mill / Pave	Asphalt Tons - Overlay		Curb Ramps				
	Inlet Marker 2 ea	Speed Humps	Base Repair	21 ton	Curb Ramp Locations				
	Inlet Protection 2 ea	Hump Removal	Base Repair Area	269 ft ²					
	Survey Monument	XGutter	Bus Pad						
	Traffic Loops								
	Comments								
1289-G7	WODEN ST	ACACIA ST	BIRCH ST	8	Residential	363 ft	37 ft	13431 ft ²	
	Full Width Grind	Mill / Pave	Asphalt Tons -Inlay	161 ton	Edge Milling				
	Hump Removal	Mill / Pave	Asphalt Tons - Overlay		Curb Ramps	4 ea			
	Inlet Marker	Speed Humps	Base Repair		Curb Ramp Locations	4 ALLEY RAMPS			
	Inlet Protection	Hump Removal	Base Repair Area						
	Survey Monument	XGutter	Bus Pad						
	Traffic Loops								
	Comments								
1289-G7	WODEN ST	BIRCH ST	COTTONWOOD ST	8	Residential	355 ft	37 ft	13135 ft ²	
	Full Width Grind	Mill / Pave	Asphalt Tons -Inlay	158 ton	Edge Milling				
	Hump Removal	Mill / Pave	Asphalt Tons - Overlay		Curb Ramps	6 ea			
	Inlet Marker	Speed Humps	Base Repair		Curb Ramp Locations	NE, SE @ COTTONWOOD, 4 ALLEY			
	Inlet Protection	Hump Removal	Base Repair Area						
	Survey Monument	XGutter	Bus Pad						
	Traffic Loops								
	Comments								

TB Map Page	Street Name	From	To	Council District	Functional Class	Length	Width	Area	Trash Day
1289-G7	WODEN ST	DALBERGIA ST	MAIN ST	8	Residential	312 ft	40 ft	12480 ft ²	
	Full Width Grind	Mill / Pave		Asphalt Tons -Inlay	150 ton		Edge Milling		
	Hump Removal	Mill / Pave		Asphalt Tons - Overlay			Curb Ramps	1 ea	
	Inlet Marker	Speed Humps		Base Repair			Curb Ramp Locations	NW @ ALLEY	
	Inlet Protection	Hump Removal		Base Repair Area					
	Survey Monument	XGutter	78 ft ²	Bus Pad					
	Traffic Loops								
	Comments	sn15/452773							
1289-H5	T ST	S 40TH ST	S 41ST ST	9	Residential	559 ft	34 ft	19006 ft ²	
	Full Width Grind	Mill / Pave		Asphalt Tons -Inlay	228 ton		Edge Milling		
	Hump Removal	Mill / Pave		Asphalt Tons - Overlay			Curb Ramps		
	Inlet Marker	Speed Humps	3 ea	Base Repair			Curb Ramp Locations		
	Inlet Protection	Hump Removal	3 ea	Base Repair Area					
	Survey Monument	XGutter		Bus Pad					
	Traffic Loops								
	Comments								
1289-H5	S 40TH ST	HEMLOCK ST	T ST	9	Residential	248 ft	38 ft	9424 ft ²	
	Full Width Grind	Mill / Pave		Asphalt Tons -Inlay	113 ton		Edge Milling		
	Hump Removal	Mill / Pave		Asphalt Tons - Overlay			Curb Ramps	1 ea	
	Inlet Marker	Speed Humps		Base Repair			Curb Ramp Locations	SW @ HEMLOCK ST	
	Inlet Protection	Hump Removal		Base Repair Area					
	Survey Monument	XGutter		Bus Pad					
	Traffic Loops								
	Comments								

TB Map Page	Street Name	From	To	Council District	Functional Class	Length	Width	Area	Trash Day
1289-H5	S 40TH ST	OCEAN VIEW BL	TEAK ST	9	Residential	323 ft	38 ft	12274 ft ²	
	Full Width Grind	Mill / Pave		Asphalt Tons -Inlay	147 ton		Edge Milling		
	Hump Removal	Mill / Pave		Asphalt Tons - Overlay			Curb Ramps	1 ea	
	Inlet Marker 1 ea	Speed Humps		Base Repair			Curb Ramp Locations	NW @ TEAK ST	
	Inlet Protection 1 ea	Hump Removal		Base Repair Area					
	Survey Monument	XGutter		Bus Pad					
	Traffic Loops								
	Comments								
1289-H5	S 40TH ST	TEAK ST	HEMLOCK ST	9	Residential	267 ft	38 ft	10146 ft ²	
	Full Width Grind	Mill / Pave		Asphalt Tons -Inlay	122 ton		Edge Milling		
	Hump Removal	Mill / Pave		Asphalt Tons - Overlay			Curb Ramps	2 ea	
	Inlet Marker	Speed Humps		Base Repair			Curb Ramp Locations	SW @ TEAK ST; NW @ HEMLOCK ST	
	Inlet Protection	Hump Removal		Base Repair Area					
	Survey Monument	XGutter		Bus Pad					
	Traffic Loops								
	Comments								
1289-H6	S 43RD ST	DELTA ST	EPSILON ST	8	Collector	331 ft	58 ft	19198 ft ²	
	Full Width Grind	Mill / Pave		Asphalt Tons -Inlay	346 ton		Edge Milling		
	Hump Removal	Mill / Pave		Asphalt Tons - Overlay			Curb Ramps		
	Inlet Marker 2 ea	Speed Humps		Base Repair			Curb Ramp Locations		
	Inlet Protection 2 ea	Hump Removal		Base Repair Area					
	Survey Monument	XGutter		Bus Pad					
	Traffic Loops 9 ea								
	Comments	ONLY HALF OF THE STREET IS SAN DIEGO ROW							

TB Map Page	Street Name	From	To	Council District	Functional Class	Length	Width	Area	Trash Day
1289-H6	S 43RD ST	DELTA ST	DELTA ST	8	Collector	66 ft	58 ft	3828 ft ²	
	Full Width Grind	Mill / Pave		Asphalt Tons -Inlay	69 ton		Edge Milling		
	Hump Removal	Mill / Pave		Asphalt Tons - Overlay			Curb Ramps		
	Inlet Marker	Speed Humps		Base Repair			Curb Ramp Locations		
	Inlet Protection	Hump Removal		Base Repair Area					
	Survey Monument	XGutter		Bus Pad					
	Traffic Loops	8 ea							
	Comments	ONLY HALF OF THE STREET IS SAN DIEGO ROW.							
1289-H7	S 41ST ST	NORDICA AV	COTTONWOOD ST	8	Residential	94 ft	30 ft	2820 ft ²	
	Full Width Grind	Mill / Pave	0 ton	Asphalt Tons -Inlay	34 ton		Edge Milling		
	Hump Removal	Mill / Pave	0 ft ²	Asphalt Tons - Overlay			Curb Ramps		
	Inlet Marker	Speed Humps		Base Repair	0 ton		Curb Ramp Locations		
	Inlet Protection	Hump Removal		Base Repair Area	0 ft ²				
	Survey Monument	XGutter		Bus Pad					
	Traffic Loops								
	Comments								
1289-H7	NORDICA AV	S 42ND ST	S 43RD ST	8	Residential	602 ft	34 ft	20468 ft ²	
	Full Width Grind	Mill / Pave		Asphalt Tons -Inlay	246 ton		Edge Milling		
	Hump Removal	Mill / Pave		Asphalt Tons - Overlay			Curb Ramps		
	Inlet Marker	Speed Humps		Base Repair			Curb Ramp Locations		
	Inlet Protection	Hump Removal		Base Repair Area					
	Survey Monument	XGutter		Bus Pad					
	Traffic Loops								
	Comments								

TB Map Page	Street Name	From	To	Council District	Functional Class	Length	Width	Area	Trash Day
1289-H7	NORDICA AV	S 41ST ST	S 42ND ST	8	Residential	661 ft	34 ft	22474 ft ²	
	Full Width Grind	Mill / Pave	Asphalt Tons -Inlay	270 ton	Edge Milling				
	Hump Removal	Mill / Pave	Asphalt Tons - Overlay		Curb Ramps				
	Inlet Marker	Speed Humps	Base Repair		Curb Ramp Locations				
	Inlet Protection	Hump Removal	Base Repair Area						
	Survey Monument	XGutter	Bus Pad						
	Traffic Loops								
	Comments								
1289-H7	DIVISION ST	OSBORN ST	I-5 NB OFF RA	8	Major	641 ft	46 ft	29486 ft ²	
	Full Width Grind	Mill / Pave	Asphalt Tons -Inlay	531 ton	Edge Milling				
	Hump Removal	Mill / Pave	Asphalt Tons - Overlay		Curb Ramps				
	Inlet Marker	Speed Humps	Base Repair	7 ton	Curb Ramp Locations				
	Inlet Protection	Hump Removal	Base Repair Area	90 ft ²					
	Survey Monument	XGutter	Bus Pad						
	Traffic Loops								
	Comments	CALTRANS PERMIT REQUIRED .ONLY HALF OF THE STREET IS SAN DIEGO ROW							
1289-H7	S 43RD ST	EPSILON ST	ETA ST	8	Collector	397 ft	58 ft	23026 ft ²	
	Full Width Grind	Mill / Pave	Asphalt Tons -Inlay	414 ton	Edge Milling				
	Hump Removal	Mill / Pave	Asphalt Tons - Overlay		Curb Ramps				
	Inlet Marker	Speed Humps	Base Repair		Curb Ramp Locations				
	Inlet Protection	Hump Removal	Base Repair Area						
	Survey Monument	XGutter	Bus Pad						
	Traffic Loops								
	Comments	ONLY HALF OF THE STREET IS SAN DIEGO ROW							

TB Map Page	Street Name	From	To	Council District	Functional Class	Length	Width	Area	Trash Day
1289-H7	S 43RD ST	ETA ST	NORDICA AV	8	Collector	263 ft	58 ft	15254 ft ²	
	Full Width Grind	Mill / Pave	0 ton	Asphalt Tons -Inlay	275 ton		Edge Milling		
	Hump Removal	Mill / Pave		Asphalt Tons - Overlay			Curb Ramps		
	Inlet Marker	Speed Humps		Base Repair	6 ton		Curb Ramp Locations		
	Inlet Protection	Hump Removal		Base Repair Area	80 ft ²				
	Survey Monument	XGutter		Bus Pad					
	Traffic Loops								
	Comments	ONLY HALF OF THE STREET IS SAN DIEGO ROW							
1289-H7	43RD	NORDICA AV	END	8	Collector	353 ft	58 ft	20474 ft ²	
	Full Width Grind	Mill / Pave		Asphalt Tons -Inlay	369 ton		Edge Milling		
	Hump Removal	Mill / Pave		Asphalt Tons - Overlay			Curb Ramps		
	Inlet Marker	Speed Humps	1 ea	Base Repair			Curb Ramp Locations		
	Inlet Protection	Hump Removal	1 ea	Base Repair Area					
	Survey Monument	XGutter		Bus Pad					
	Traffic Loops		8 ea						
	Comments								
1289-J6	S 47TH ST	MAGNUS WY	END	4	Major	1400 ft	59 ft	82600 ft ²	
	Full Width Grind	Mill / Pave		Asphalt Tons -Inlay	1487 ton		Edge Milling		
	Hump Removal	Mill / Pave		Asphalt Tons - Overlay			Curb Ramps		
	Inlet Marker	Speed Humps		Base Repair			Curb Ramp Locations		
	Inlet Protection	Hump Removal		Base Repair Area					
	Survey Monument	XGutter		Bus Pad					
	Traffic Loops								
	Comments	CALTRANS PERMIT REQUIRED							

TB Map Page	Street Name	From	To	Council District	Functional Class	Length	Width	Area	Trash Day
1290-A2	EUCLID AV	GENEVA AV	BEECH ST	4	Major	734 ft	61 ft	44774 ft ²	
	Full Width Grind	Mill / Pave	0 ton	Asphalt Tons -Inlay	806 ton	Edge Milling			
	Hump Removal	Mill / Pave	0 ft ²	Asphalt Tons - Overlay		Curb Ramps	1 ea		
	Inlet Marker	Speed Humps		Base Repair	0 ton	Curb Ramp Locations	SW @ BEECH ST		
	Inlet Protection	Hump Removal		Base Repair Area	0 ft ²				
	Survey Monument	XGutter		Bus Pad					
	Traffic Loops								
	Comments	CALTRANS PERMIT REQUIRED							
1290-A2	EUCLID AV	BEECH ST	LYON ST	4	Major	228 ft	61 ft	13908 ft ²	
	Full Width Grind	Mill / Pave	0 ton	Asphalt Tons -Inlay	250 ton	Edge Milling			
	Hump Removal	Mill / Pave	0 ft ²	Asphalt Tons - Overlay		Curb Ramps	2 ea		
	Inlet Marker	Speed Humps		Base Repair	0 ton	Curb Ramp Locations	SW @ LYON ST; NW @ BEECH ST		
	Inlet Protection	Hump Removal		Base Repair Area	0 ft ²				
	Survey Monument	XGutter		Bus Pad					
	Traffic Loops								
	Comments								
1290-A2	EUCLID AV	LYON ST	FEDERAL BL	4	Major	396 ft	61 ft	24156 ft ²	
	Full Width Grind	Mill / Pave	0 ton	Asphalt Tons -Inlay	435 ton	Edge Milling			
	Hump Removal	Mill / Pave	0 ft ²	Asphalt Tons - Overlay		Curb Ramps	2 ea		
	Inlet Marker	Speed Humps		Base Repair	0 ton	Curb Ramp Locations	SW @ FEDERAL BL; NW @ LYON		
	Inlet Protection	Hump Removal		Base Repair Area	0 ft ²				
	Survey Monument	XGutter		Bus Pad					
	Traffic Loops	15 ea							
	Comments								

TB Map Page	Street Name	From	To	Council District	Functional Class	Length	Width	Area	Trash Day
1290-A3	EUCLID AV	MARKET ST	GUYMON ST	4	Major	630 ft	61 ft	38430 ft ²	
	Full Width Grind	Mill / Pave	0 ton	Asphalt Tons -Inlay	692 ton	Edge Milling			
	Hump Removal	Mill / Pave	0 ft ²	Asphalt Tons - Overlay		Curb Ramps	3 ea		
	Inlet Marker	Speed Humps		Base Repair	242 ton	Curb Ramp Locations	SW @ GUYMON ST; SW, NW @ MARKET ST		
	Inlet Protection	Hump Removal		Base Repair Area	3060 ft ²				
	Survey Monument	XGutter		Bus Pad					
	Traffic Loops	20 ea							
	Comments								
1290-A3	EUCLID AV	GUYMON ST	LISE AV	4	Major	520 ft	61 ft	31720 ft ²	
	Full Width Grind	Mill / Pave	0 ton	Asphalt Tons -Inlay	571 ton	Edge Milling			
	Hump Removal	Mill / Pave	0 ft ²	Asphalt Tons - Overlay		Curb Ramps	1 ea		
	Inlet Marker	Speed Humps		Base Repair	0 ton	Curb Ramp Locations	NW @ GUYMON ST		
	Inlet Protection	Hump Removal		Base Repair Area	0 ft ²				
	Survey Monument	XGutter		Bus Pad					
	Traffic Loops	8 ea							
	Comments								
1290-A3	EUCLID AV	HILLTOP DR	GENEVA AV	4	Major	635 ft	61 ft	38735 ft ²	
	Full Width Grind	Mill / Pave	0 ton	Asphalt Tons -Inlay	697 ton	Edge Milling			
	Hump Removal	Mill / Pave	0 ft ²	Asphalt Tons - Overlay		Curb Ramps	3 ea		
	Inlet Marker	Speed Humps		Base Repair	0 ton	Curb Ramp Locations	SE @ GENEVA AV; NW, NE @ HILLTOP DR;		
	Inlet Protection	Hump Removal		Base Repair Area	0 ft ²				
	Survey Monument	XGutter		Bus Pad					
	Traffic Loops	8 ea							
	Comments								

TB Map Page	Street Name	From	To	Council District	Functional Class	Length	Width	Area	Trash Day
1290-A3	EUCLID AV	LISE AV	HILLTOP DR	4	Major	460 ft	61 ft	28060 ft ²	
	Full Width Grind	Mill / Pave	0 ton	Asphalt Tons -Inlay	505 ton	Edge Milling			
	Hump Removal	Mill / Pave	0 ft ²	Asphalt Tons - Overlay		Curb Ramps	2 ea		
	Inlet Marker	Speed Humps		Base Repair	0 ton	Curb Ramp Locations	SE, SW @ HILLTOP		
	Inlet Protection	Hump Removal		Base Repair Area	0 ft ²				
	Survey Monument	XGutter		Bus Pad					
	Traffic Loops	10 ea							
	Comments	150 SQ.FT SIDEWALK AND 30 L/F OF G CURB 100' S/O HILLTOP ON THE WESTSIDE							
1290-C3	IMPERIAL AV	60TH ST	61ST ST	4	Major	359 ft	61 ft	21899 ft ²	
	Full Width Grind	Mill / Pave	0 ton	Asphalt Tons -Inlay	394 ton	Edge Milling			
	Hump Removal	Mill / Pave	0 ft ²	Asphalt Tons - Overlay		Curb Ramps	1 ea		
	Inlet Marker	Speed Humps		Base Repair	0 ton	Curb Ramp Locations	NE @ 60TH ST		
	Inlet Protection	Hump Removal		Base Repair Area	0 ft ²				
	Survey Monument	XGutter		Bus Pad					
	Traffic Loops	16 ea							
	Comments								
1290-C3	IMPERIAL AV	LINNET ST	60TH ST	4	Major	860 ft	61 ft	52460 ft ²	
	Full Width Grind	Mill / Pave	0 ton	Asphalt Tons -Inlay	944 ton	Edge Milling			
	Hump Removal	Mill / Pave	0 ft ²	Asphalt Tons - Overlay		Curb Ramps	4 ea		
	Inlet Marker	Speed Humps		Base Repair	0 ton	Curb Ramp Locations	NW, SW @ 60TH ; NE, SE @ LINNET		
	Inlet Protection	Hump Removal		Base Repair Area	0 ft ²				
	Survey Monument	XGutter		Bus Pad					
	Traffic Loops	20 ea							
	Comments								

TB Map Page	Street Name	From	To	Council District	Functional Class	Length	Width	Area	Trash Day
1290-C3	IMPERIAL AV	MERLIN DR	LINNET ST	4	Major	119 ft	61 ft	7259 ft ²	
	Full Width Grind	Mill / Pave	0 ton	Asphalt Tons -Inlay	131 ton	Edge Milling			
	Hump Removal	Mill / Pave	0 ft ²	Asphalt Tons - Overlay		Curb Ramps	4 ea		
	Inlet Marker	Speed Humps		Base Repair	0 ton	Curb Ramp Locations	NW, NE, SW @ MERLIN ; SW @ LINNET ST		
	Inlet Protection	Hump Removal		Base Repair Area	0 ft ²				
	Survey Monument	XGutter		Bus Pad					
	Traffic Loops								
	Comments								
1290-F3	MARJORIE DR	MINERVA DR	MARMIL PL	4	Residential	428 ft	33 ft	14124 ft ²	
	Full Width Grind	Mill / Pave	0 ton	Asphalt Tons -Inlay	169 ton	Edge Milling			
	Hump Removal	Mill / Pave	0 ft ²	Asphalt Tons - Overlay		Curb Ramps	2 ea		
	Inlet Marker	Speed Humps		Base Repair	0 ton	Curb Ramp Locations	NW, NE @ MINERVA DR		
	Inlet Protection	Hump Removal		Base Repair Area	0 ft ²				
	Survey Monument	XGutter		Bus Pad					
	Traffic Loops								
	Comments								
1290-F3	MARMIL PL	BEGIN	MARJORIE DR	4	Residential	119 ft	28 ft	3332 ft ²	
	Full Width Grind	Mill / Pave	0 ton	Asphalt Tons -Inlay	43 ton	Edge Milling			
	Hump Removal	Mill / Pave	0 ft ²	Asphalt Tons - Overlay		Curb Ramps			
	Inlet Marker	Speed Humps		Base Repair	0 ton	Curb Ramp Locations			
	Inlet Protection	Hump Removal		Base Repair Area	0 ft ²				
	Survey Monument	XGutter		Bus Pad					
	Traffic Loops								
	Comments								

TB Map Page	Street Name	From	To	Council District	Functional Class	Length	Width	Area	Trash Day
1290-G2	MARJORIE DR	HARLAN CR	WOODROW AV	4	Residential	316 ft	33 ft	10428 ft ²	
	Full Width Grind	Mill / Pave	0 ton	Asphalt Tons -Inlay	125 ton	Edge Milling			
	Hump Removal	Mill / Pave	0 ft ²	Asphalt Tons - Overlay		Curb Ramps	3 ea		
	Inlet Marker	Speed Humps		Base Repair	76 ton	Curb Ramp Locations	NE @ HARLAN CR; SW, SE @ WOODROW AV;		
	Inlet Protection	Hump Removal		Base Repair Area	960 ft ²				
	Survey Monument	XGutter		Bus Pad					
	Traffic Loops								
	Comments								
1290-G2	MARJORIE DR	VIEWCREST DR	HARLAN CR	4	Residential	972 ft	33 ft	32076 ft ²	
	Full Width Grind	Mill / Pave	0 ton	Asphalt Tons -Inlay	385 ton	Edge Milling			
	Hump Removal	Mill / Pave	0 ft ²	Asphalt Tons - Overlay		Curb Ramps	2 ea		
	Inlet Marker	Speed Humps		Base Repair	0 ton	Curb Ramp Locations	NE @ VIEWCREST DR; SE @ HARLAN CR		
	Inlet Protection	Hump Removal		Base Repair Area	0 ft ²				
	Survey Monument	XGutter		Bus Pad					
	Traffic Loops								
	Comments								
1290-G3	MARJORIE DR	MARMIL PL	VIEWCREST DR	4	Residential	701 ft	33 ft	23133 ft ²	
	Full Width Grind	Mill / Pave	0 ton	Asphalt Tons -Inlay	278 ton	Edge Milling			
	Hump Removal	Mill / Pave	0 ft ²	Asphalt Tons - Overlay		Curb Ramps			
	Inlet Marker	Speed Humps		Base Repair	99 ton	Curb Ramp Locations			
	Inlet Protection	Hump Removal		Base Repair Area	1253 ft ²				
	Survey Monument	XGutter		Bus Pad					
	Traffic Loops								
	Comments								

TB Map Page	Street Name	From	To	Council District	Functional Class	Length	Width	Area	Trash Day
1290-G7	CASEY ST	WATTLE DR	APPIAN DR	4	Prime	544 ft	38 ft	20672 ft ²	
	Full Width Grind	Mill / Pave	0 ton	Asphalt Tons -Inlay	372 ton	Edge Milling			
	Hump Removal	Mill / Pave	0 ft ²	Asphalt Tons - Overlay		Curb Ramps	4 ea		
	Inlet Marker	3 ea	Speed Humps	Base Repair	15 ton	Curb Ramp Locations	NW , NE APPIAN DR; SW, SE @ WATTLE DR		
	Inlet Protection	3 ea	Hump Removal	Base Repair Area	192 ft ²				
	Survey Monument		XGutter	Bus Pad					
	Traffic Loops								
	Comments								
1290-G7	CASEY ST	APPIAN DR	ALTA VIEW DR	4	Prime	825 ft	38 ft	31350 ft ²	
	Full Width Grind	Mill / Pave	0 ton	Asphalt Tons -Inlay	564 ton	Edge Milling			
	Hump Removal	Mill / Pave	0 ft ²	Asphalt Tons - Overlay		Curb Ramps	3 ea		
	Inlet Marker	2 ea	Speed Humps	Base Repair	65 ton	Curb Ramp Locations	NW, SW IN FRONT OF APPT; SW @ APPIAN DR		
	Inlet Protection	2 ea	Hump Removal	Base Repair Area	825 ft ²				
	Survey Monument	1 ea	XGutter	Bus Pad					
	Traffic Loops								
	Comments								
1290-G7	CASEY ST	ATTLEBOROUGH CT	WATTLE DR	4	Prime	544 ft	38 ft	20672 ft ²	
	Full Width Grind	Mill / Pave		Asphalt Tons -Inlay	372 ton	Edge Milling			
	Hump Removal	Mill / Pave		Asphalt Tons - Overlay		Curb Ramps	3 ea		
	Inlet Marker	2 ea	Speed Humps	Base Repair		Curb Ramp Locations	NW @ WATTLE DR; SW , SE @ ATTLEBOROUGH CT		
	Inlet Protection	2 ea	Hump Removal	Base Repair Area					
	Survey Monument		XGutter	Bus Pad					
	Traffic Loops								
	Comments								

TB Map Page	Street Name	From	To	Council District	Functional Class	Length	Width	Area	Trash Day
1290-G7	CASEY ST	TOOMA ST	ATTLEBOROUGH CT	4	Prime	498 ft	38 ft	18924 ft ²	
	Full Width Grind	Mill / Pave	Asphalt Tons -Inlay	341 ton	Edge Milling				
	Hump Removal	Mill / Pave	Asphalt Tons - Overlay		Curb Ramps	3 ea			
	Inlet Marker	Speed Humps	Base Repair		Curb Ramp Locations	NW @ ATTLEBOROUGH CT; SE, SW @ TOOMA ST;			
	Inlet Protection	Hump Removal	Base Repair Area						
	Survey Monument	1 ea	XGutter	Bus Pad					
	Traffic Loops								
	Comments								
1290-G7	GOODE ST	TOOMA ST	BRIARWOOD RD	4	Residential	550 ft	50 ft	27500 ft ²	
	Full Width Grind	Mill / Pave	Asphalt Tons -Inlay	495 ton	Edge Milling				
	Hump Removal	Mill / Pave	Asphalt Tons - Overlay		Curb Ramps	4 ea			
	Inlet Marker	Speed Humps	Base Repair		Curb Ramp Locations	SW, SE @ BRIARWOOD RD; NW, NE TOOMA ST			
	Inlet Protection	Hump Removal	Base Repair Area						
	Survey Monument	XGutter	Bus Pad						
	Traffic Loops								
	Comments								
1290-G7	TOOMA ST	GOODE ST	ALTA VIEW DR	4	Prime	1256 ft	38 ft	47728 ft ²	
	Full Width Grind	Mill / Pave	0 ton	Asphalt Tons -Inlay	859 ton	Edge Milling			
	Hump Removal	Mill / Pave	0 ft ²	Asphalt Tons - Overlay		Curb Ramps	4 ea		
	Inlet Marker	5 ea	Speed Humps	Base Repair	0 ton	Curb Ramp Locations	EAST SIDE @ APARTMENTS		
	Inlet Protection	5 ea	Hump Removal	Base Repair Area	0 ft ²				
	Survey Monument	XGutter	Bus Pad						
	Traffic Loops								
	Comments								

TB Map Page	Street Name	From	To	Council District	Functional Class	Length	Width	Area	Trash Day
1330-D7	BEYER WY	VIA TONGA	CORONADO (SB) AV	8	Major	737 ft	62 ft	45694 ft ²	
	Full Width Grind	Mill / Pave	0 ton	Asphalt Tons -Inlay	822 ton	Edge Milling			
	Hump Removal	Mill / Pave	0 ft ²	Asphalt Tons - Overlay		Curb Ramps	3 ea		
	Inlet Marker	Speed Humps		Base Repair	31 ton	Curb Ramp Locations	SE @ VIA TONGA; NW, NE @ CORONADO		
	Inlet Protection	Hump Removal		Base Repair Area	396 ft ²				
	Survey Monument	XGutter		Bus Pad					
	Traffic Loops	8 ea							
	Comments								
1330-D7	BEYER WY	PICADOR BL	VIA TONGA	8	Major	996 ft	62 ft	61752 ft ²	
	Full Width Grind	Mill / Pave	0 ton	Asphalt Tons -Inlay	1112 ton	Edge Milling			
	Hump Removal	Mill / Pave	0 ft ²	Asphalt Tons - Overlay		Curb Ramps	2 ea		
	Inlet Marker	Speed Humps		Base Repair	24 ton	Curb Ramp Locations	NW @ PICADOR BL; NE @ VIA TONGA		
	Inlet Protection	Hump Removal		Base Repair Area	308 ft ²				
	Survey Monument	XGutter		Bus Pad					
	Traffic Loops	8 ea							
	Comments								
1350-C2	ORO VISTA RD	IRIS AV	SR-905 EB ON RA	8	Prime	1613 ft	62 ft	100006 ft ²	
	Full Width Grind	Mill / Pave	0 ton	Asphalt Tons -Inlay	1800 ton	Edge Milling			
	Hump Removal	Mill / Pave	0 ft ²	Asphalt Tons - Overlay		Curb Ramps	6 ea		
	Inlet Marker	Speed Humps		Base Repair	0 ton	Curb Ramp Locations	ORO VISTA SPLIT N SIDE; APT ENTRANCES (6) WESTSIDE; NW @ TACAYO		
	Inlet Protection	Hump Removal		Base Repair Area	0 ft ²				
	Survey Monument	XGutter		Bus Pad					
	Traffic Loops	8 ea							
	Comments	CALTRANS PERMIT REQUIRED							

TB Map Page	Street Name	From	To	Council District	Functional Class	Length	Width	Area	Trash Day
1350-D1	30TH (SB) ST	DEL SOL BL	IRIS AV	8	Residential	2111 ft	43 ft	90773 ft ²	
	Full Width Grind	Mill / Pave		Asphalt Tons -Inlay		Edge Milling	4308 ft		
	Hump Removal	Mill / Pave		Asphalt Tons - Overlay	817 ton	Curb Ramps			
	Inlet Marker	Speed Humps		Base Repair		Curb Ramp Locations			
	Inlet Protection	Hump Removal		Base Repair Area					
	Survey Monument	XGutter		Bus Pad					
	Traffic Loops								
	Comments								
1350-D1	BEYER WY	CORONADO (SB) AV	DEL SOL BL	8	Prime	1238 ft	37 ft	45806 ft ²	
	Full Width Grind	Mill / Pave	0 ton	Asphalt Tons -Inlay	825 ton	Edge Milling			
	Hump Removal	Mill / Pave	0 ft ²	Asphalt Tons - Overlay		Curb Ramps	2 ea		
	Inlet Marker	Speed Humps		Base Repair	0 ton	Curb Ramp Locations	SE, SW @ CORONADO		
	Inlet Protection	Hump Removal		Base Repair Area	0 ft ²				
	Survey Monument	XGutter		Bus Pad					
	Traffic Loops								
	Comments								
1350-D1	30TH (SB) ST	FERN AV	DEL SOL BL	8	Residential	385 ft	43 ft	16555 ft ²	
	Full Width Grind	Mill / Pave	0 ton	Asphalt Tons -Inlay		Edge Milling	856 ft		
	Hump Removal	Mill / Pave		Asphalt Tons - Overlay	149 ton	Curb Ramps	3 ea		
	Inlet Marker	Speed Humps		Base Repair	4 ton	Curb Ramp Locations	NW, SE, SW @ DEL SOL BLVD		
	Inlet Protection	Hump Removal		Base Repair Area	52 ft ²				
	Survey Monument	XGutter	780 ft ²	Bus Pad					
	Traffic Loops								
	Comments								

TB Map Page	Street Name	From	To	Council District	Functional Class	Length	Width	Area	Trash Day
1350-D2	HOWARD (SB) AV	IRIS AV	VILLAGE PINE DR	8	Prime	230 ft	34 ft	7820 ft ²	
	Full Width Grind	Mill / Pave	0 ton	Asphalt Tons -Inlay	141 ton		Edge Milling		
	Hump Removal	Mill / Pave	0 ft ²	Asphalt Tons - Overlay			Curb Ramps		
	Inlet Marker	Speed Humps		Base Repair	0 ton		Curb Ramp Locations		
	Inlet Protection	Hump Removal		Base Repair Area	0 ft ²				
	Survey Monument	XGutter	340 ft ²	Bus Pad					
	Traffic Loops								
	1 ea								
	5 ea								
	Comments								
1350-E1	CEDAR GLEN WY	PINE GLEN WY	PICADOR BL	8	Residential	370 ft	27 ft	9990 ft ²	
	Full Width Grind	Mill / Pave	0 ton	Asphalt Tons -Inlay	120 ton		Edge Milling		
	Hump Removal	Mill / Pave		Asphalt Tons - Overlay			Curb Ramps		
	Inlet Marker	Speed Humps		Base Repair	0 ton		Curb Ramp Locations		
	Inlet Protection	Hump Removal		Base Repair Area					
	Survey Monument	XGutter		Bus Pad					
	Traffic Loops								
	4 ea								
	Comments								
1350-E1	PINE GLEN WY	PICADOR BL	CEDAR GLEN WY	8	Residential	275 ft	27 ft	7425 ft ²	
	Full Width Grind	Mill / Pave	0 ton	Asphalt Tons -Inlay	89 ton		Edge Milling		
	Hump Removal	Mill / Pave	0 ft ²	Asphalt Tons - Overlay			Curb Ramps		
	Inlet Marker	Speed Humps		Base Repair	0 ton		Curb Ramp Locations		
	Inlet Protection	Hump Removal		Base Repair Area	0 ft ²				
	Survey Monument	XGutter		Bus Pad					
	Traffic Loops								
	1 ea								
	Comments								


TB Map Page	Street Name	From	To	Council District	Functional Class	Length	Width	Area	Trash Day
1350-E1	MAJESTIC DR	BEGIN	FOREST GLEN RD	8	Residential	250 ft	35 ft	8750 ft ²	
	Full Width Grind	Mill / Pave	0 ton	Asphalt Tons -Inlay	105 ton		Edge Milling		
	Hump Removal	Mill / Pave	0 ft ²	Asphalt Tons - Overlay			Curb Ramps		
	Inlet Marker	Speed Humps		Base Repair	0 ton		Curb Ramp Locations		
	Inlet Protection	Hump Removal		Base Repair Area	0 ft ²				
	Survey Monument	XGutter		Bus Pad					
	Traffic Loops								
	Comments								
1350-E1	MAJESTIC DR	FOREST GLEN RD	PICADOR BL	8	Residential	145 ft	35 ft	5075 ft ²	
	Full Width Grind	Mill / Pave	0 ton	Asphalt Tons -Inlay	61 ton		Edge Milling		
	Hump Removal	Mill / Pave	0 ft ²	Asphalt Tons - Overlay			Curb Ramps	2 ea	
	Inlet Marker	Speed Humps		Base Repair	0 ton		Curb Ramp Locations	SE, NE @ FOREST GLEN RD	
	Inlet Protection	Hump Removal		Base Repair Area	0 ft ²				
	Survey Monument	XGutter		Bus Pad					
	Traffic Loops								
	Comments								
1350-E1	FOREST GLEN RD	MAJESTIC DR	PICADOR BL	8	Residential	1440 ft	34 ft	48960 ft ²	
	Full Width Grind	Mill / Pave	0 ton	Asphalt Tons -Inlay	588 ton		Edge Milling		
	Hump Removal	Mill / Pave	0 ft ²	Asphalt Tons - Overlay			Curb Ramps		
	Inlet Marker	Speed Humps		Base Repair	0 ton		Curb Ramp Locations		
	Inlet Protection	Hump Removal		Base Repair Area	0 ft ²				
	Survey Monument	XGutter		Bus Pad					
	Traffic Loops								
	Comments								

TB Map Page	Street Name	From	To	Council District	Functional Class	Length	Width	Area	Trash Day
1350-E3	DAIRY MART RD	W SAN YSIDRO BL	SERVANDO AV	8	Major	716 ft	39 ft	27924 ft ²	
	Full Width Grind	Mill / Pave	0 ton	Asphalt Tons -Inlay	503 ton	Edge Milling			
	Hump Removal	Mill / Pave	0 ft ²	Asphalt Tons - Overlay		Curb Ramps	3 ea		
	Inlet Marker	Speed Humps		Base Repair	0 ton	Curb Ramp Locations	NW @ SERVANTES; SW, SE @ W. SAN YSIDRO		
	Inlet Protection	Hump Removal		Base Repair Area	0 ft ²				
	Survey Monument	XGutter		Bus Pad					
	Traffic Loops	30 ea							
	Comments	CALTRANS PERMIT REQUIRED							
1350-E4	DAIRY MART RD	SERVANDO AV	CAM DE LA PLAZA	8	Major	795 ft	39 ft	31005 ft ²	
	Full Width Grind	Mill / Pave	0 ton	Asphalt Tons -Inlay	558 ton	Edge Milling			
	Hump Removal	Mill / Pave	0 ft ²	Asphalt Tons - Overlay		Curb Ramps	1 ea		
	Inlet Marker	Speed Humps		Base Repair	0 ton	Curb Ramp Locations	SW @ SERVANDO		
	Inlet Protection	Hump Removal		Base Repair Area	0 ft ²				
	Survey Monument	XGutter		Bus Pad					
	Traffic Loops								
	Comments	CALTRANS PERMIT REQUIRED							
1351-C2	CAM MAQUILADORA	HERITAGE RD	PACIFIC RIM CT	8	Residential	1276 ft	48 ft	61248 ft ²	
	Full Width Grind	Mill / Pave	0 ton	Asphalt Tons -Inlay	1102 ton	Edge Milling			
	Hump Removal	Mill / Pave	0 ft ²	Asphalt Tons - Overlay		Curb Ramps	3 ea		
	Inlet Marker	Speed Humps	2 ea	Base Repair	0 ton	Curb Ramp Locations	NE @ HERITAGE; NW, SW @ PACIFIC RIM CT		
	Inlet Protection	Hump Removal	2 ea	Base Repair Area	0 ft ²				
	Survey Monument	XGutter		Bus Pad					
	Traffic Loops								
	Comments								

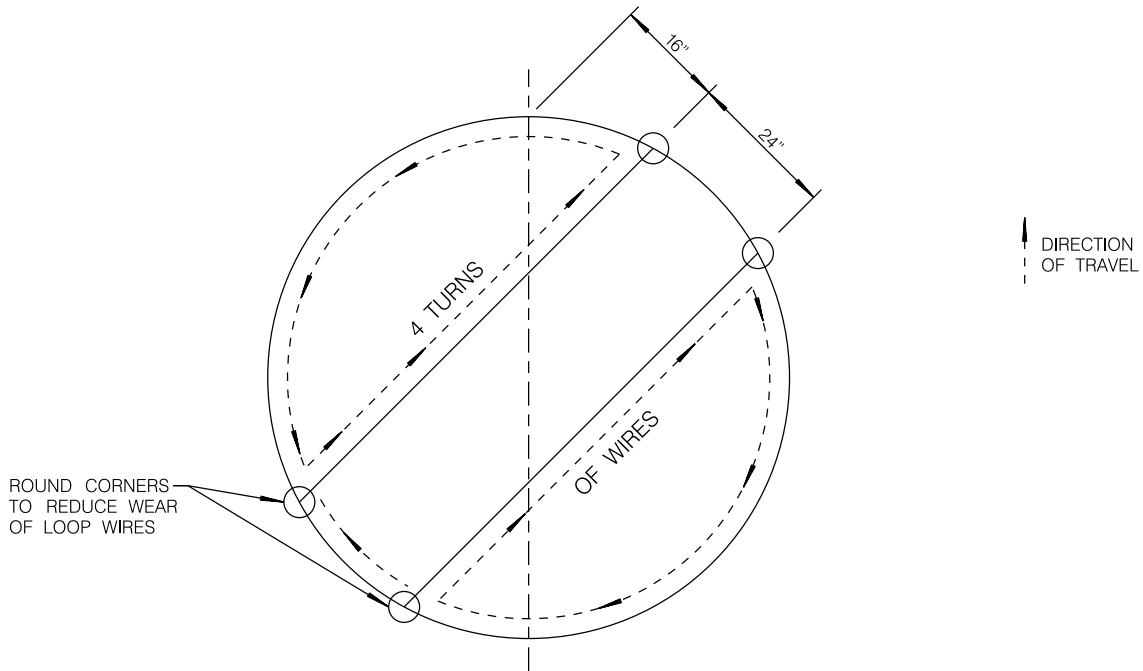
TB Map Page	Street Name	From	To	Council District	Functional Class	Length	Width	Area	Trash Day
1351-D2	CAM MAQUILADORA	PACIFIC RIM CT	CACTUS RD	8	Residential	1249 ft	48 ft	59952 ft ²	
	Full Width Grind	Mill / Pave	0 ton	Asphalt Tons -Inlay	1079 ton	Edge Milling			
	Hump Removal	Mill / Pave	0 ft ²	Asphalt Tons - Overlay		Curb Ramps	4 ea		
	Inlet Marker	2 ea	Speed Humps	Base Repair	343 ton	Curb Ramp Locations	NE, SE @ PACIFIC RIM CT; NW, SW @ CACTUS RD		
	Inlet Protection	2 ea	Hump Removal	Base Repair Area	4328 ft ²				
	Survey Monument		XGutter	Bus Pad					
	Traffic Loops								
	Comments								
1351-G3	LA MEDIA RD	AIRWAY RD	AVNDA DE LA FUENTE	8	Major	1250 ft	37 ft	46250 ft ²	
	Full Width Grind	Mill / Pave		Asphalt Tons -Inlay		Edge Milling			
	Hump Removal	Mill / Pave		Asphalt Tons - Overlay	693 ton	Curb Ramps			
	Inlet Marker		Speed Humps	Base Repair		Curb Ramp Locations			
	Inlet Protection		Hump Removal	Base Repair Area					
	Survey Monument		XGutter	Bus Pad					
	Traffic Loops								
	Comments	1/2" LEVELING COURSE WITH	PAVING MAT						

APPENDIX F

Type E Modified Loop



PLAN DRAWING SYMBOL



SAWCUT & WINDING DETAIL

NOTES:

1. LOOP DIAMETER = 6' TYP
2. DEPTH OF CUT = 3 1/8" MIN
3. NO LOOPS SHALL BE CUT INTO BRIDGE DECKS

MODIFIED TYPE E LIMIT LINE / CROSSWALK DETECTOR

SHEET 1 OF 2

REVISION	BY	APPROVED	DATE
ORIGINAL	KA	J. NAGELVOORT	01/12
UPDATE	KA	J. NAGELVOORT	12/12

CITY OF SAN DIEGO – STANDARD DRAWING

RECOMMENDED BY THE CITY OF SAN DIEGO STANDARDS COMMITTEE

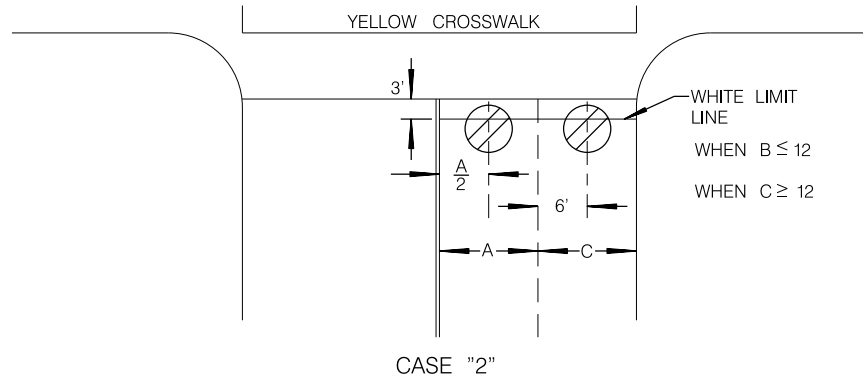
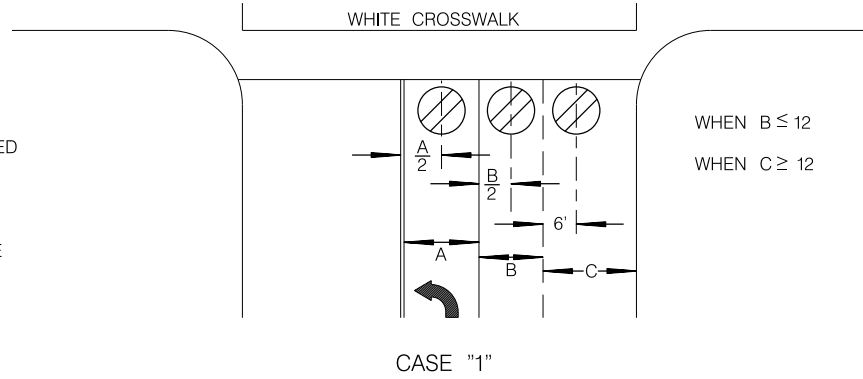
R. C. E. 12/17/2012
 COORDINATOR R.C.E. 65271 DATE

TYPE E MODIFIED LOOP

DRAWING NUMBER **SDE-104**
 115 | Page

NOTES:

1. ALL FRONT LOOPS SHALL BE MODIFIED TYPE "E" LOOPS
2. FRONT LOOPS, SHALL BE INSTALLED IN FRONT OF THE LIMIT LINE OR CROSSWALK ACTING AS A LIMIT LINE



FRONT LOOP REPLACEMENT

SHEET 2 OF 2

REVISION	BY	APPROVED	DATE
ORIGINAL	KA	J. NAGELVOORT	01/12
UPDATE	KA	J. NAGELVOORT	12/12

CITY OF SAN DIEGO – STANDARD DRAWING

RECOMMENDED BY THE CITY OF SAN DIEGO STANDARDS COMMITTEE

H. Hadi

12/17/2012

COORDINATOR R.C.E. 65271 DATE

TYPE E MODIFIED LOOP

DRAWING NUMBER

SDE-104
116 | Page

City of San Diego

CITY CONTACT: Clementina Giordano, CONTRACT SPECIALIST, Email: CGiordano@sandiego.gov
Phone No. 619-533-3481; Fax No. 619-533-3633

ADDENDUM "A"

FOR

FY13 ASPHALT OVERLAY GROUP III



BID NO.:	K-13-5854-DBB-3
SAP NO. (WBS/IO/CC):	B-13046
CLIENT DEPARTMENT:	2116
COUNCIL DISTRICT:	CITYWIDE
PROJECT TYPE:	ID

BID DUE DATE:

2:00 PM
MAY 21, 2013
CITY OF SAN DIEGO
PUBLIC WORKS CONTRACTING GROUP
1010 SECOND AVENUE, SUITE 1400, MS 614C
SAN DIEGO, CA 92101

A. CHANGES TO CONTRACT DOCUMENTS

The following changes to the Contract Documents are hereby made effective as though originally issued with the bid package. Bidders are reminded that all previous requirements to this solicitation remain in full force and effect.

B. VOLUME 1

1. To Notice Inviting Bids, **ADD** the following:

34. JOINT VENTURE CONTRACTORS. Provide a copy of the Joint Venture agreement and the Joint Venture license to the City within 10 Working Days after receiving the Contract forms. See 2-1.1.2, "Joint Venture Contractors" in The WHITEBOOK for details.

35. WAGE RATES: Prevailing wages are not applicable to this contract.

Tony Heinrichs, Director
Public Works Department

Dated: *May 8, 2013*
San Diego, California

TH/nb/egz

City of San Diego

CONTRACTOR'S NAME: ATP GENERAL ENGINEERING CONTRACTORS
 ADDRESS: 187 MACE STREET, CHULA VISTA, CA 91911
 TELEPHONE NO.: (619) 333-8100 FAX NO.: (619) 946-3140
 CITY CONTACT: Clementina Giordano, CONTRACT SPECIALIST, Email: CGiordano@sanidiego.gov
Phone No. 619-533-3481; Fax No. 619-533-3633
 I.Shamoun/N.Batta/egz



CONTRACT DOCUMENTS

FOR

FY13 ASPHALT OVERLAY GROUP III

VOLUME 2 OF 2

BID NO.: K-13-5854-DBB-3
 SAP NO. (WBS/IO/CC): B-13046
 CLIENT DEPARTMENT: 2116
 COUNCIL DISTRICT: CITYWIDE
 PROJECT TYPE: ID

THIS CONTRACT IS SUBJECT TO THE FOLLOWING:

- THE CITY'S SUBCONTRACTING PARTICIPATION REQUIREMENTS FOR SLBE PROGRAM.

THIS BIDDING DOCUMENT TO BE SUBMITTED IN ITS ENTIRETY REFER TO VOLUME 1 COVER PAGE FOR TIME, DATE, AND LOCATION

TABLE OF CONTENTS

Volume 2 - Bidding Documents

The following forms must be completed in their entirety and submitted with the Bid. Include the form(s) even if the information does not apply. Where the information does not apply write in N/A. Failure to include any of the forms may cause the Bid to be deemed **non-responsive**. If you are uncertain or have any questions about any required information, contact the City no later than 14 days prior to Bid due date.

1. Bid/Proposal.....	3-6
2. Bid Bond	7
3. Non-Collusion Affidavit to be executed by Bidder and Submitted with Bid under 23 USC 112 and PCC 7106	8
4. Contractors Certification of Pending Actions	9
5. Equal Benefits Ordinance Certification of Compliance.....	10
6. Proposal (Bid)	11-13
7. Form AA35 - List of Subcontractors	14
8. Form AA40 - Named Equipment/Material Supplier List	15

BIDDING DOCUMENTS

PROPOSAL

Bidder's General Information

To the City of San Diego:

Pursuant to "Notice Inviting Bids", specifications, and requirements on file with the City Clerk, and subject to all provisions of the Charter and Ordinances of the City of San Diego and applicable laws and regulations of the United States and the State of California, the undersigned hereby proposes to furnish to the City of San Diego, complete at the prices stated herein, the items or services hereinafter mentioned. The undersigned further warrants that this bid is not made in the interest of, or on behalf of, any undisclosed person, partnership, company, association, organization, or corporation; that the bid is genuine and not collusive or sham; that the bidder has not directly or indirectly induced or solicited any other bidder to put in a false or sham bid, and has not directly or indirectly colluded, conspired, connived, or agreed with any bidder or anyone else to put in a sham bid, or that anyone shall refrain from bidding; that the bidder has not in any manner, directly or indirectly, sought by agreement, communication, or conference with anyone to fix the bid price of the bidder or any other bidder, or to fix any overhead, profit, or cost element of the bid price, or of that of any other bidder, or to secure any advantage against the public body awarding the contract of anyone interested in the proposed contract; that all statements contained in the bid are true; and, further, that the bidder has not, directly or indirectly, submitted his or her bid price or any breakdown thereof, or the contents thereof, or divulged information or data relative thereto, or paid, and will not pay, any fee to any corporation, partnership, company, association, organization, bid depository, or to any member or agent thereof to effectuate a collusive or sham bid.

The undersigned bidder(s) further warrants that bidder(s) has thoroughly examined and understands the entire Contract Documents (plans and specifications) and the Bidding Documents therefore, and that by submitting said Bidding Documents as its bid proposal, bidder(s) acknowledges and is bound by the entire Contract Documents, including any addenda issued thereto, as such Contract Documents incorporated by reference in the Bidding Documents.

IF A SOLE OWNER OR SOLE CONTRACTOR SIGN HERE: *N/A*

- (1) Name under which business is conducted _____
- (2) Signature (Given and surname) of proprietor _____
- (3) Place of Business (Street & Number) _____
- (4) City and State _____ Zip Code _____
- (5) Telephone No. _____ Facsimile No. _____

BIDDING DOCUMENTS

IF A PARTNERSHIP, SIGN HERE: N/A


- (1) Name under which business is conducted _____
- (2) Name of each member of partnership, indicate character of each partner, general or special (limited):

- (3) Signature (Note: Signature must be made by a general partner)

Full Name and Character of partner

- (4) Place of Business (Street & Number) _____
- (5) City and State _____ Zip Code _____
- (6) Telephone No. _____ Facsimile No. _____

IF A CORPORATION, SIGN HERE:

- (1) Name under which business is conducted ATP GENERAL ENGINEERING CONTRACTORS
- (2) Signature, with official title of officer authorized to sign for the corporation:

(Signature)
DONALD L DALEY III
(Printed Name)
PRESIDENT
(Title of Officer)

(Impress Corporate Seal Here)

- (3) Incorporated under the laws of the State of CALIFORNIA
- (4) Place of Business (Street & Number) 187 MALE STREET
- (5) City and State CHULA VISTA, CA Zip Code 91911
- (6) Telephone No. (619) 777-8100 Facsimile No. (619) 946-7140



State Of California
CONTRACTORS STATE LICENSE BOARD
ACTIVE LICENSE



License Number **502506**

Entity **CORP**

Business Name **ATP GENERAL ENGINEERING
CONTRACTORS**

Classification(s) **A**

Expiration Date **03/31/2014**


www.cslb.ca.gov



BIDDING DOCUMENTS

THIS PROPOSAL MUST BE NOTARIZED BELOW:

I certify, under penalty of perjury, that the representations made herein regarding my State Contractor's license number, classification and expiration date are true and correct.

Signature  Title PRESIDENT
DONALD L DALEY III

SUBSCRIBED AND SWORN TO BEFORE ME, THIS 21 DAY OF MAY, 2013.

Notary Public in and for the County of SAN DIEGO, State of CALIFORNIA

SEE ATTACHED
(NOTARIAL SEAL)

CALIFORNIA JURAT

State of California

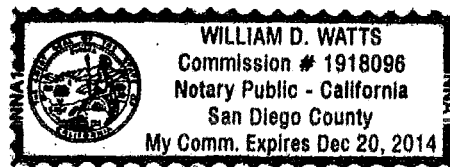
County of SAN DIEGO

Subscribed and sworn to (or affirmed) before me on this 21 day of MAY

20 13 by DONALD L DALEY III

proved to me on the basis of satisfactory evidence to be the person(s) who appeared before me.

Signature William D Watts (Seal)



ADDITIONAL OPTIONAL INFORMATION

DESCRIPTION OF ATTACHED DOCUMENT	CAPACITY CLAIMED BY SIGNER
<hr/> <p>(Title or description of attached document)</p> <hr/>	<input type="checkbox"/> Individual (s)
<hr/> <p>(Title or description of attached document continued)</p> <hr/>	<input type="checkbox"/> Corporate Officer
NUMBER OF PAGES ____ DOCUMENT DATE _____	<hr/> <p>(Title)</p>
<hr/> <p>(Additional Information)</p>	<input type="checkbox"/> Partner (s)
	<input type="checkbox"/> Attorney-in-fact
	<input type="checkbox"/> Trustee (s)
	<input type="checkbox"/> Other _____

BIDDING DOCUMENTS

BID BOND

KNOW ALL MEN BY THESE PRESENTS,

That ATP General Engineering Contractors as Principal, and Travelers Casualty and Surety Company of America as Surety, are held and firmly bound unto The City of San Diego hereinafter called "OWNER," in the sum of **10% OF THE TOTAL BID AMOUNT** for the payment of which sum, well and truly to be made, we bind ourselves, our heirs, executors, administrators, successors, and assigns, jointly and severally, firmly by these presents.

WHEREAS, said Principal has submitted a Bid to said OWNER to perform the WORK required under the bidding schedule(s) of the OWNER's Contract Documents entitled


FY12 Asphalt Overlay Group III, Bid No. K-13-5854-DBB-3, SAP No. B-13046

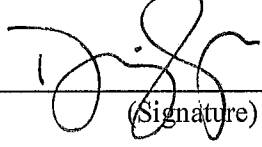
NOW THEREFORE, if said Principal is awarded a contract by said OWNER and, within the time and in the manner required in the "Notice Inviting Bids" enters into a written Agreement on the form of agreement bound with said Contract Documents, furnishes the required certificates of insurance, and furnishes the required Performance Bond and Payment Bond, then this obligation shall be null and void, otherwise it shall remain in full force and effect. In the event suit is brought upon this bond by said OWNER and OWNER prevails, said Surety shall pay all costs incurred by said OWNER in such suit, including a reasonable attorney's fee to be fixed by the court.

SIGNED AND SEALED, this 17th day of May, 2013

ATP General Engineering Contractors (SEAL)
(Principal)

Travelers Casualty and Surety Company of America (SEAL)
(Surety)

By: 
(Signature)
DONALD L. DALEY III, PRESIDENT

By: 
(Signature) Dennis Langer

(SEAL AND NOTARIAL ACKNOWLEDGEMENT OF SURETY)

ALL-PURPOSE CALIFORNIA ACKNOWLEDGEMENT

State of California }
County of SAN DIEGO } SS.

On MAY 21, 2013 before me, William D Watts, Notary Public,
(DATE) (NOTARY)

personally appeared DONALD L DALEY III

personally known to me (or proved to me on the basis of satisfactory evidence) to be the person(s) whose name(s) is/~~are~~ subscribed to the within instrument and acknowledged to me that he/~~she~~/~~they~~ executed the same in his/~~her~~/~~their~~ authorized capacity(ies), and that by his/~~her~~/~~their~~ signature(s) on the instrument the person(s), or the entity upon behalf of which the person(s) acted, executed the instrument.

WITNESS my hand and official seal.



Signature William D Watts (seal)



*****OPTIONAL INFORMATION*****

The following information is not required by law, however it may be helpful in preventing fraudulent use of this acknowledgement.

DOCUMENT TITLE OR DESCRIPTION _____

DOCUMENT DATE: _____ NUMBER OF PAGES: _____

COMMENTS:




CALIFORNIA ALL-PURPOSE ACKNOWLEDGMENT

STATE OF CALIFORNIA

County of LOS ANGELES }

On MAY 17, 2013 before me, YALONDA M. EUBANK, NOTARY PUBLIC
Date Here Insert Name and Title of the Officer

personally appeared DENNIS LANGER
Name(s) of Signer(s)



Place Notary Seal Above

who proved to me on the basis of satisfactory evidence to be the person(x) whose name(x) is/xxx subscribed to the within instrument and acknowledged to me that he/xxx/xxx executed the same in ~~xxx~~her/xxx authorized capacity(ies), and that by his/his/xxx signature(x) on the instrument the person(x), or the entity upon behalf of which the person(x) acted, executed the instrument.

I certify under PENALTY OF PERJURY under the laws of the State of California that the foregoing paragraph is true and correct.

Witness my hand and official seal.

Signature [Handwritten Signature]
Signature of Notary Public YALONDA M. EUBANK

OPTIONAL

Though the information below is not required by law, it may prove valuable to persons relying on the document and could prevent fraudulent removal and reattachment of this form to another document.

Description of Attached Document

Title or Type of Document: Bid Bond for ATP General Engineering Contractors


Document Date: MAY 17, 2013 Number of Pages: _____

Signer(s) Other Than Named Above: _____

Capacity(ies) Claimed by Signer(s)

Signer's Name: _____


- Individual
- Corporate Officer — Title(s): _____
- Partner — Limited General
- Attorney in Fact
- Trustee
- Guardian or Conservator
- Other: _____



Signer Is Representing: _____

Signer's Name: _____

- Individual
- Corporate Officer — Title(s): _____
- Partner — Limited General
- Attorney in Fact
- Trustee
- Guardian or Conservator
- Other: _____



Signer Is Representing: _____



POWER OF ATTORNEY

Farmington Casualty Company
Fidelity and Guaranty Insurance Company
Fidelity and Guaranty Insurance Underwriters, Inc.
St. Paul Fire and Marine Insurance Company
St. Paul Guardian Insurance Company

St. Paul Mercury Insurance Company
Travelers Casualty and Surety Company
Travelers Casualty and Surety Company of America
United States Fidelity and Guaranty Company

Attorney-In Fact No. 225566

Certificate No. 005190816

KNOW ALL MEN BY THESE PRESENTS: That Farmington Casualty Company, St. Paul Fire and Marine Insurance Company, St. Paul Guardian Insurance Company, St. Paul Mercury Insurance Company, Travelers Casualty and Surety Company, Travelers Casualty and Surety Company of America, and United States Fidelity and Guaranty Company are corporations duly organized under the laws of the State of Connecticut, that Fidelity and Guaranty Insurance Company is a corporation duly organized under the laws of the State of Iowa, and that Fidelity and Guaranty Insurance Underwriters, Inc., is a corporation duly organized under the laws of the State of Wisconsin (herein collectively called the "Companies"), and that the Companies do hereby make, constitute and appoint

Paul Boucher, Tim Noonan, Janina Monroe, Tom McCall, and Dennis Langer

of the City of Los Angeles, State of California, their true and lawful Attorney(s)-in-Fact, each in their separate capacity if more than one is named above, to sign, execute, seal and acknowledge any and all bonds, recognizances, conditional undertakings and other writings obligatory in the nature thereof on behalf of the Companies in their business of guaranteeing the fidelity of persons, guaranteeing the performance of contracts and executing or guaranteeing bonds and undertakings required or permitted in any actions or proceedings allowed by law.

IN WITNESS WHEREOF, the Companies have caused this instrument to be signed and their corporate seals to be hereto affixed, this 14th day of September, 2012.

Farmington Casualty Company
Fidelity and Guaranty Insurance Company
Fidelity and Guaranty Insurance Underwriters, Inc.
St. Paul Fire and Marine Insurance Company
St. Paul Guardian Insurance Company

St. Paul Mercury Insurance Company
Travelers Casualty and Surety Company
Travelers Casualty and Surety Company of America
United States Fidelity and Guaranty Company



State of Connecticut
City of Hartford ss.

By: [Signature]
Robert L. Raney, Senior Vice President

On this the 14th day of September, 2012, before me personally appeared Robert L. Raney, who acknowledged himself to be the Senior Vice President of Farmington Casualty Company, Fidelity and Guaranty Insurance Company, Fidelity and Guaranty Insurance Underwriters, Inc., St. Paul Fire and Marine Insurance Company, St. Paul Guardian Insurance Company, St. Paul Mercury Insurance Company, Travelers Casualty and Surety Company, Travelers Casualty and Surety Company of America, and United States Fidelity and Guaranty Company, and that he, as such, being authorized so to do, executed the foregoing instrument for the purposes therein contained by signing on behalf of the corporations by himself as a duly authorized officer.

In Witness Whereof, I hereunto set my hand and official seal.
My Commission expires the 30th day of June, 2016.



[Signature]
Marie C. Tetreault, Notary Public

BIDDING DOCUMENTS

NON-COLLUSION AFFIDAVIT TO BE EXECUTED BY BIDDER AND SUBMITTED WITH BID UNDER 23 UNITED STATES CODE 112 AND PUBLIC CONTRACT CODE 7106

State of California)
County of SAN DIEGO) ss.

DONALD L DALEY III, being first duly sworn, deposes and says that he or she is PRESIDENT of the party making the foregoing bid that the bid is not made in the interest of, or on behalf of, any undisclosed person, partnership, company, association, organization, or corporation; that the bid is genuine and not collusive or sham; that the bidder has not directly or indirectly induced or solicited any other bidder to put in a false or sham bid, and has not directly or indirectly colluded, conspired, connived, or agreed with any bidder or anyone else to put in a sham bid, or that anyone shall refrain from bidding; that the bidder has not in any manner, directly or indirectly, sought by agreement, communication, or conference with anyone to fix the bid price of the bidder or any other bidder, or to fix any overhead, profit, or cost element of the bid price, or of that of any other bidder, or to secure any advantage against the public body awarding the contract of anyone interested in the proposed contract; that all statements contained in the bid are true; and further, that the bidder has not, directly or indirectly, submitted his or her bid price or any breakdown thereof, or the contents thereof, or divulged information or data relative thereto, or paid, and will not pay, any fee to any corporation, partnership, company association, organization, bid depository, or to any member or agent thereof to effectuate a collusive or sham bid.

Signed: [Signature]
Title: DONALD L DALEY III, PRESIDENT

Subscribed and sworn to before me this 21 day of MAY, 2013
SEE ATTACHED
Notary Public

(SEAL)

CALIFORNIA JURAT

State of California

County of SAN DIEGO

Subscribed and sworn to (or affirmed) before me on this 21 day of MAY
20 13 by DONALD L DALEY III

proved to me on the basis of satisfactory evidence to be the person(s) who appeared before me.

Signature William D. Watts (Seal)



ADDITIONAL OPTIONAL INFORMATION

DESCRIPTION OF ATTACHED DOCUMENT	CAPACITY CLAIMED BY SIGNER
<hr/>	<input type="checkbox"/> Individual (s)
(Title or description of attached document)	<input type="checkbox"/> Corporate Officer
<hr/>	<hr/>
(Title or description of attached document continued)	(Title)
NUMBER OF PAGES ____ DOCUMENT DATE _____	<input type="checkbox"/> Partner (s)
<hr/>	<input type="checkbox"/> Attorney-in-fact
(Additional Information)	<input type="checkbox"/> Trustee (s)
	<input type="checkbox"/> Other _____

CONTRACTORS CERTIFICATION OF PENDING ACTIONS

As part of its bid or proposal (Non-Price Proposal in the case of Design-Build contracts), the Bidder shall provide to the City a list of all instances within the past ten years where a complaint was filed or pending against the Bidder in a legal or administrative proceeding alleging that Bidder discriminated against its employees, subcontractors, vendors or suppliers, and a description of the status or resolution of that complaint, including any remedial action taken.

CHECK ONE BOX ONLY.

- The undersigned certifies that within the past 10 years the Bidder has NOT been the subject of a complaint or pending action in a legal administrative proceeding alleging that Bidder discriminated against its employees, subcontractors, vendors or suppliers.

- The undersigned certifies that within the past 10 years the Bidder has been the subject of a complaint or pending action in a legal administrative proceeding alleging that Bidder discriminated against its employees, subcontractors, vendors or suppliers. A description of the status or resolution of that complaint, including any remedial action taken and the applicable dates is as follows:

DATE OF CLAIM	LOCATION	DESCRIPTION OF CLAIM	LITIGATION (Y/N)	STATUS	RESOLUTION/REMEDIAL ACTION TAKEN

Contractor Name: ATP GENERAL ENGINEERING CONTRACTORS

Certified By DONALD L DALEY III Title PRESIDENT
Name


Signature Date MAY 21, 2013

USE ADDITIONAL FORMS AS NECESSARY

BIDDING DOCUMENTS

**EQUAL BENEFITS ORDINANCE
CERTIFICATION OF COMPLIANCE**



For additional information, contact:
CITY OF SAN DIEGO
EQUAL BENEFITS PROGRAM
 202 C Street, MS 9A, San Diego, CA 92101
 Phone (619) 533-3948 Fax (619) 533-3220

COMPANY INFORMATION

Company Name: ATP GENERAL ENGINEERING CONT. Contact Name: BILL WATTS
 Company Address: 187 MACE STREET Contact Phone: (619) 777-8100 x107
CHULA VISTA, CA 91911 Contact Email: BILLE@PAVEITGREEN.COM

CONTRACT INFORMATION

Contract Title: FY 13 ASPHALT OVERLAY GROUP III Start Date: TBA
 Contract Number (if no number, state location): BID K-13-5854-DBB-3 End Date: TBA

SUMMARY OF EQUAL BENEFITS ORDINANCE REQUIREMENTS

The Equal Benefits Ordinance [EBO] requires the City to enter into contracts only with contractors who certify they will provide and maintain equal benefits as defined in SDMC §22.4302 for the duration of the contract. To comply:

- Contractor shall offer equal benefits to employees with spouses and employees with domestic partners.
 - Benefits include health, dental, vision insurance; pension/401(k) plans; bereavement, family, parental leave; discounts, child care; travel/relocation expenses; employee assistance programs; credit union membership; or any other benefit.
 - Any benefit not offer an employee with a spouse, is not required to be offered to an employee with a domestic partner.
- Contractor shall post notice of firm's equal benefits policy in the workplace and notify employees at time of hire and during open enrollment periods.
- Contractor shall allow City access to records, when requested, to confirm compliance with EBO requirements.
- Contractor shall submit *EBO Certification of Compliance*, signed under penalty of perjury, prior to award of contract.

NOTE: This summary is provided for convenience. Full text of the EBO and Rules Implementing the EBO are available at www.sandiego.gov/administration.

CONTRACTOR EQUAL BENEFITS ORDINANCE CERTIFICATION

Please indicate your firm's compliance status with the EBO. The City may request supporting documentation.

- I affirm compliance with the EBO because my firm (*contractor must select one reason*):
- Provides equal benefits to spouses and domestic partners.
 - Provides no benefits to spouses or domestic partners.
 - Has no employees.
 - Has collective bargaining agreement(s) in place prior to January 1, 2011, that has not been renewed or expired.
- I request the City's approval to pay affected employees a cash equivalent in lieu of equal benefits and verify my firm made a reasonable effort but is not able to provide equal benefits upon contract award. I agree to notify employees of the availability of a cash equivalent for benefits available to spouses but not domestic partners and to continue to make every reasonable effort to extend all available benefits to domestic partners.

It is unlawful for any contractor to knowingly submit any false information to the City regarding equal benefits or cash equivalent associated with the execution, award, amendment, or administration of any contract. [San Diego Municipal Code §22.4307(a)]

Under penalty of perjury under laws of the State of California, I certify the above information is true and correct. I further certify that my firm understands the requirements of the Equal Benefits Ordinance and will provide and maintain equal benefits for the duration of the contract or pay a cash equivalent if authorized by the City.

DONALD L DALEY III, PRESIDENT 
 Name/Title of Signatory Signature

FOR OFFICIAL CITY USE ONLY

Receipt Date: _____ EBO Analyst: _____ Approved Not Approved – Reason: _____

rev 02/15/2011

BIDDING DOCUMENTS

PROPOSAL (BID)

The Bidder agrees to the construction of **FY13 Asphalt Overlay Group III**, for the City of San Diego, in accordance with these contract documents for the prices listed below. The Bidder guarantees the Contract Price for a period of 120 days (90 days for federally funded contracts and contracts valued at \$500,000 or less) from the date of Bid opening to Award of the Contract. The duration of the Contract Price guarantee shall be extended by the number of days required for the City to obtain all items necessary to fulfill all conditions precedent e.g., bond and insurance.

Item	Quantity	Unit	NAICS	Payment Reference	Description	Unit Price	Extension
BASE BID							
1.	2,125	TONS	237310	302-5.9	Asphalt Concrete Pavement	\$ 72.00	\$ 153,000.00
2.	69,000	TONS	237310	302-5.9	Asphalt Concrete 3" Inlay	\$ 61.75	\$ 4,260,750.00
3.	15,000	TONS	237310	302-5.9	Asphalt Concrete 2" Inlay	\$ 61.75	\$ 926,250.00
4.	100	TONS	237310	302-5.9	Asphalt Pavement Repair (Mill & Pave)	\$ 130.00	\$ 13,000.00
5.	5,083,333	SF	237310	302-1.12	Cold Mill AC Pavement (>1.5" to 3")	\$ 0.17	\$ 864,166.61
6.	1,100	TONS	237310	302-5.1.2	Scheduled Base Repair	\$ 138.00	\$ 151,800.00
7.	200	TONS	237310	302-5.1.2	Unscheduled Base Repair	\$ 190.00	\$ 38,000.00
8.	100	LF	237310	302-1.12	Removal Of Humps & Pavement Irregularities	\$ 15.00	\$ 1,500.00
9.	100	LF	237310	302-5.9	Road Hump Replacement	\$ 115.00	\$ 11,500.00
10.	76,600	SF	237310	302-7.4	Non-Woven Fiberglass/Polyester Interlayer Paving Mat	\$ 0.28	\$ 21,448.00
11.	372	EA	238210	302-1.12	Replace Type E Traffic Signal Loops	\$ 190.00	\$ 70,680.00
12.	183	EA	238210	302-1.12	Replace Type E Modified or Q Traffic Signal Loops	\$ 205.00	\$ 37,515.00
13.	10	EA	238210	302-1.12	Replace Traffic Loop Conduit Stub	\$ 215.00	\$ 2,150.00
14.	55	EA	237310	301-1.7	Adjust Manhole Frames	\$ 138.00	\$ 7,590.00
15.	77	EA	237310	301-1.7	Adjust Valve Covers	\$ 30.00	\$ 2,310.00
16.	40	EA	541370	309-4	Adjust Survey Monuments	\$ 55.00	\$ 2,200.00
17.	155	EA	237310	303-5.10.2	Curb Ramp Type "A" or "B" w/Stainless Steel Detectable Warning Tiles	\$ 1,770.00	\$ 274,350.00
18.	60	EA	237310	303-5.10.2	Curb Ramp Type "C1 or C2" w/Stainless Steel Detectable Warning Tiles	\$ 1,800.00	\$ 108,000.00
19.	6	EA	237310	303-5.10.2	Curb Ramp Type "D" w/Stainless Steel Detectable Warning Tiles	\$ 1,550.00	\$ 9,300.00
20.	175	EA	237310	303-5.9	Contractor Date Stamps/Impressions	\$ 105.00	\$ 18,375.00
21.	1,000	SF	237310	303-5.9	PCC Sidewalk	\$ 4.10	\$ 4,100.00
22.	1,000	LF	237310	303-5.9	PCC Curb & Gutter	\$ 35.50	\$ 35,500.00

BIDDING DOCUMENTS

Item	Quantity	Unit	NAICS	Payment Reference	Description	Unit Price	Extension	
23.	2,000	SF	237310	303-5.9	PCC Cross Gutter	\$ 10. ⁰⁰	\$ 20,000. ⁰⁰	
24.	1,000	SF	237310	302-6.8	9" PCC Bus Pad	\$ 12. ²⁵	\$ 12,250. ⁰⁰	
25.	77	EA	237990	701-13.9.5	Storm Drain Inlet Markers	\$ 20. ⁰⁰	\$ 1,540. ⁰⁰	
26.	1	LS	237310	84-3.07 (APP. D)	Replace Traffic Striping	 	\$ 66,000. ⁰⁰	
27.	1	LS	237310	84-2.06 (APP. D)	Replace Existing Pavement Markings/Legends	 	\$ 66,500. ⁰⁰	
28.	1	LS	237310	85-1.09 (APP. D)	Replace Raised Pavement Markers	 	\$ 15,000. ⁰⁰	
29.	1	LS	237990	701-13.9.5	Water Pollution Control Program Implementation	 	\$ 2,200. ⁰⁰	
30.	1	LS	541330	701-13.9.5	Water Pollution Control Program Development	 	\$ 900. ⁰⁰	
31.	1	LS	237310	7-10.2.6	Traffic Control	 	\$ 189,000. ⁰⁰	
32.	1	LS	524126	2-4.1	Bond (Payment and Performance)	 	\$ 73,000. ⁰⁰	
33.	1	AL	237310	9-3.7	Oil Index Payment -Type II Allowance	 	\$400,000.00	
34.	1	AL	237310	9-3.5	Field Orders-Type II Allowance	 	\$235,390.00	
ESTIMATED TOTAL BASE BID:							\$8,095,264.	⁶¹

TOTAL BID PRICE FOR BID (Items 1 through 34 inclusive) amount written in words:

EIGHT MILLION NINETY FIVE THOUSAND TWO HUNDRED SIXTY FOUR DOLLARS AND SIXTY ONE CENTS

The Bid shall contain an acknowledgment of receipt of all addenda, the numbers of which shall be filled in on the Bid form. If an addendum or addenda has been issued by the City and not noted as being received by the Bidder, this proposal shall be rejected as being **non-responsive**. The following addenda have been received and are acknowledged in this bid: A

The names of all persons interested in the foregoing proposal as principals are as follows:

DONALD L DALEY III, PRESIDENT

FRANK C COAKLEY, SECRETARY

DONALD L DALEY JR, TREASURER

BIDDING DOCUMENTS

IMPORTANT NOTICE: If Bidder or other interested person is a corporation, state secretary, treasurer, and manager thereof; if a co-partnership, state true name of firm, also names of all individual co-partners composing firm; if Bidder or other interested person is an individual, state first and last names in full.

Bidder: ATP GENERAL ENGINEERING CONTRACTORS

Title: DONALD L DALEY III, PRESIDENT

Business Address: 187 MALE STREET

Place of Business: CHULA VISTA, CA 91911

Place of Residence: 187 MALE STREET, CHULA VISTA, CA 91911

Signature: 

NOTES:

- A. The City shall determine the low Bid based on the Base Bid alone.
- B. Prices and notations shall be in ink or typewritten. All corrections (which have been initiated by the Bidder using erasures, strike out, line out, or "white-out") shall be typed or written in with ink adjacent thereto, and shall be initialed in ink by the person signing the bid proposal.
- C. Failure to initial all corrections made in the bidding documents shall cause the Bid to be rejected as **non-responsive** and ineligible for further consideration.
- D. Blank spaces must be filled in, using figures. Bidder's failure to submit a price for any Bid item that requires the Bidder to submit a price shall render the Bid **non-responsive** and shall be cause for its rejection.
- E. Unit prices shall be entered for all unit price items. Unit prices shall not exceed two (2) decimal places. If the Unit prices entered exceed two (2) decimal places, the City will only use the first two digits after the decimal points without rounding up or down.
- F. All extensions of the unit prices bid will be subject to verification by the City. In the case of inconsistency or conflict between the product of the Quantity x Unit Price and the Extension, the product shall govern.
- G. In the case of inconsistency or conflict, between the sums of the Extensions with the estimated total Bid, the sum of the Extensions shall govern.
- H. Bids shall not contain any recapitulation of the Work. Conditional Bids will be rejected as being **non-responsive**. Alternative proposals will not be considered unless called for.

BIDDING DOCUMENTS

LIST OF SUBCONTRACTORS

In accordance with the requirements provided in the "Subletting and Subcontracting Fair Practices Act", Division 2, Part 1, Chapter 4 of the Public Contract Code, the Bidder shall list below the name and address of each Subcontractor who will perform work, labor, render services or specially fabricates and installs a portion [type] of the work or improvement, in an amount in excess of 0.5% of the Contractor's total Bid. The Bidder shall also list below the portion of the work which will be done by each subcontractor under this Contract. The Contractor shall list only one Subcontractor for each portion of the Work. The **DOLLAR VALUE** of the total Bid to be performed shall be stated for all subcontractors listed. Failure to comply with this requirement shall result in the Bid being rejected as **non-responsive** and ineligible for award. The Bidder's attention is directed to the Special Provisions - General; Paragraph 2-3 Subcontracts, which stipulates the percent of the Work to be performed with the Bidders' own forces. The Bidder shall list all SLBE, ELBE, DBE, DVBE, MBE, WBE, OBE, SDB, WoSB, HUBZone, and SDVOSB Subcontractors that Bidders are seeking recognition towards achieving any mandatory, voluntary, or both subcontracting participation percentages.

NAME ADDRESS AND TELEPHONE NUMBER OF SUBCONTRACTOR	CONSTRUCTOR OR DESIGNER	TYPE OF WORK	DOLLAR VALUE OF SUBCONTRACT	MBE WBE DBE DVBE OBE ELBE SEBE SDB WoSB HUBZone OR SDVOSB ^①	WHERE CERTIFIED ^②	CHECK IF JOINT VENTURE PARTNERSHIP
Name: <u>CONTINENTAL WESTERN TRANS.</u> Address: <u>PO Box 26636</u> City: <u>SAN DIEGO</u> State: <u>CA</u> Zip: <u>92196-0636</u> Phone: <u>858-268-1151</u>	CONSTRUCTOR	PAVING FABRIC	\$ 21,000	OBE	N/A	
Name: <u>H&D CONSTRUCTION</u> Address: <u>PO Box 12859</u> City: <u>EL CAJON</u> State: <u>CA</u> Zip: <u>92022</u> Phone: <u>619-444-6118</u>	CONSTRUCTOR	PCC CURB RAMP, SIDEWALK, C&G, BUS PAD	\$ 479,000	SLBE #11SD315	CITY	
Name: <u>HMS CONSTRUCTION</u> Address: <u>1047 LA MIRADA CT.</u> City: <u>VISTA</u> State: <u>CA</u> Zip: <u>92081</u> Phone: <u>760-727-9808</u>	CONSTRUCTOR	TRAFFIC SIGNAL LOOPS	\$ 110,000	OBE	N/A	

① As appropriate, Bidder shall identify Subcontractor as one of the following and shall include a valid proof of certification (except for OBE, SLBE and ELBE):

Certified Minority Business Enterprise	MBE	Certified Woman Business Enterprise	WBE
Certified Disadvantaged Business Enterprise	DBE	Certified Disabled Veteran Business Enterprise	DVBE
Other Business Enterprise	OBE	Certified Emerging Local Business Enterprise	ELBE
Certified Small Local Business Enterprise	SLBE	Small Disadvantaged Business	SDB
Woman-Owned Small Business	WoSB	HUBZone Business	HUBZone
Service-Disabled Veteran Owned Small Business	SDVOSB		

② As appropriate, Bidder shall indicate if Subcontractor is certified by:

City of San Diego	CITY	State of California Department of Transportation	CALTRANS
California Public Utilities Commission	CPUC	San Diego Regional Minority Supplier Diversity Council	SRMSDC
State of California's Department of General Services	CADoGS	City of Los Angeles	LA
State of California	CA	U.S. Small Business Administration	SBA

*0.2206
CW*

The Bidder will not receive any subcontracting participation percentages if the Bidder fails to submit the required proof of certification.

BIDDING DOCUMENTS

LIST OF SUBCONTRACTORS

In accordance with the requirements provided in the "Subletting and Subcontracting Fair Practices Act", Division 2, Part 1, Chapter 4 of the Public Contract Code, the Bidder shall list below the name and address of each Subcontractor who will perform work, labor, render services or specially fabricates and installs a portion [type] of the work or improvement, in an amount in excess of 0.5% of the Contractor's total Bid. The Bidder shall also list below the portion of the work which will be done by each subcontractor under this Contract. The Contractor shall list only one Subcontractor for each portion of the Work. The **DOLLAR VALUE** of the total Bid to be performed shall be stated for all subcontractors listed. Failure to comply with this requirement shall result in the Bid being rejected as **non-responsive** and ineligible for award. The Bidder's attention is directed to the Special Provisions - General; Paragraph 2-3 Subcontracts, which stipulates the percent of the Work to be performed with the Bidders' own forces. The Bidder shall list all SLBE, ELBE, DBE, DVBE, MBE, WBE, OBE, SDB, WoSB, HUBZone, and SDVOSB Subcontractors that Bidders are seeking recognition towards achieving any mandatory, voluntary, or both subcontracting participation percentages.

NAME, ADDRESS AND TELEPHONE NUMBER OF SUBCONTRACTOR	CONSTRUCTOR OR DESIGNER	TYPE OF WORK	DOLLAR VALUE OF SUBCONTRACT	MBE, WBE, DBE, DVBE, OBE, ELBE, SEBE, SDB, WoSB, HUBZone, OR SDVOSB	WHERE CERTIFIED	CHECK IF JOINT VENTURE PARTNERSHIP
Name: <u>PAVEMENT RECYCLING SYS.</u> Address: <u>10240 SAN SEVAINNE WAY</u> City: <u>SUBOTA VALLEY</u> State: <u>CA</u> Zip: <u>91752</u> Phone: <u>951-682-1091</u>	CONSTRUCTOR	COLD MILLING	\$1,027,000	OBE	N/A	
Name: <u>STATEWIDE STRIPES</u> Address: <u>PO BOX 600710</u> City: <u>SAN DIEGO</u> State: <u>CA</u> Zip: <u>92160</u> Phone: <u>858-560-6887</u>	CONSTRUCTOR	STRIPING, ROAD MARKINGS	\$149,000	OBE	N/A	
Name: _____ Address: _____ City: _____ State: _____ Zip: _____ Phone: _____						

- ① As appropriate, Bidder shall identify Subcontractor as one of the following and shall include a valid proof of certification (except for OBE, SLBE and ELBE):
- | | | | |
|---|--------|--|---------|
| Certified Minority Business Enterprise | MBE | Certified Woman Business Enterprise | WBE |
| Certified Disadvantaged Business Enterprise | DBE | Certified Disabled Veteran Business Enterprise | DVBE |
| Other Business Enterprise | OBE | Certified Emerging Local Business Enterprise | ELBE |
| Certified Small Local Business Enterprise | SLBE | Small Disadvantaged Business | SDB |
| Woman-Owned Small Business | WoSB | HUBZone Business | HUBZone |
| Service-Disabled Veteran Owned Small Business | SDVOSB | | |
- ② As appropriate, Bidder shall indicate if Subcontractor is certified by:
- | | | | |
|--|--------|--|----------|
| City of San Diego | CITY | State of California Department of Transportation | CALTRANS |
| California Public Utilities Commission | CPUC | San Diego Regional Minority Supplier Diversity Council | SRMSDC |
| State of California's Department of General Services | CADoGS | City of Los Angeles | LA |
| State of California | CA | U.S. Small Business Administration | SBA |

The Bidder will not receive any subcontracting participation percentages if the Bidder fails to submit the required proof of certification.

BIDDING DOCUMENTS

NAMED EQUIPMENT/MATERIAL SUPPLIER LIST

The Bidder seeking the recognition of equipment, materials, or supplies obtained from Suppliers towards achieving any mandatory, voluntary, or both subcontracting participation percentages shall list the Supplier(s) on the Named Equipment/Material Supplier List. The Named Equipment/Material Supplier List, at a minimum, shall have the name, locations (City) and the **DOLLAR VALUE** of the Suppliers. The Bidder will be credited up to 60% of the amount to be paid to the Suppliers for such materials and supplies unless vendor manufactures or substantially alters materials and supplies in which case 100% will be credited. The Bidder is to indicate (Yes/No) whether listed firm is a supplier or manufacturer. In calculating the subcontractor participation percentages, vendors/suppliers will receive 60% credit of the listed **DOLLAR VALUE**, whereas manufacturers will receive 100% credit. If no indication provided, listed firm will be credited at 60% of the listed dollar value for purposes of calculating the Subcontractor Participation Percentage, Suppliers will receive 60% credit of the listed **DOLLAR VALUE**, whereas manufacturers will receive 100% credit. If no indication provided, listed firm will be credited at 60% of the listed **DOLLAR VALUE** for purposes of calculating the subcontractor participation percentages.

NAME, ADDRESS AND TELEPHONE NUMBER OF VENDOR/SUPPLIER	MATERIALS OR SUPPLIES	DOLLAR VALUE OF MATERIALS OR SUPPLIES	SUPPLIER (Yes/No)	MANUFACTURER (Yes/No)	MBE, WBE, DBE, DVBE, OBE, ELBE, SLBE, SDB, WoSB, HUBZone OR, SDVOSB	WHERE CERTIFIED
Name: <u>NATIVE SOIL, INC</u> Address: <u>860 MIDWAY DRIVE</u> City: <u>ALPINE</u> State: <u>CA</u> Zip: <u>91901</u> Phone: <u>619-445-4407</u>	MATERIALS	\$1,485,000	YES	No	ELBE #12NS0678	CITY
Name: _____ Address: _____ City: _____ State: _____ Zip: _____ Phone: _____						
Name: _____ Address: _____ City: _____ State: _____ Zip: _____ Phone: _____						

- ① As appropriate, Bidder shall identify Vendor/Supplier as one of the following and shall include a valid proof of certification (except for OBE, SLBE and ELBE):
- | | | | |
|---|--------|--|---------|
| Certified Minority Business Enterprise | MBE | Certified Woman Business Enterprise | WBE |
| Certified Disadvantaged Business Enterprise | DBE | Certified Disabled Veteran Business Enterprise | DVBE |
| Other Business Enterprise | OBE | Certified Emerging Local Business Enterprise | ELBE |
| Certified Small Local Business Enterprise | SLBE | Small Disadvantaged Business | SDB |
| Woman-Owned Small Business | WoSB | HUBZone Business | HUBZone |
| Service-Disabled Veteran Owned Small Business | SDVOSB | | |
- ② As appropriate, Bidder shall indicate if Vendor/Supplier is certified by:
- | | | | |
|--|--------|--|----------|
| City of San Diego | CITY | State of California Department of Transportation | CALTRANS |
| California Public Utilities Commission | CPUC | San Diego Regional Minority Supplier Diversity Council | SRMSDC |
| State of California's Department of General Services | CADoGS | City of Los Angeles | LA |
| State of California | CA | U.S. Small Business Administration | SBA |

The Bidder will not receive any subcontracting participation percentages if the Bidder fails to submit the required proof of certification.