

Mr. Marc Thoreson, Chief Estimator
Intermountain Slurry Seal, Inc.
1005 Terminal Way, Suite 220
Reno, NV 89502
P: (775) 358-1355 F: (775) 358-3458

City of San Diego

CONTRACTOR'S NAME: _____
ADDRESS: _____
TELEPHONE NO.: _____ FAX NO.: _____
CITY CONTACT: Damian Singleton, Contract Specialist, Email: DSingleton@sandiego.gov
Phone No. (619) 533-3482, Fax No. (619) 533-3633
GMartedi/BDoringo/Lad

CONTRACT DOCUMENTS

COPY



FOR

FY 14 - SLURRY SEAL GROUP 3

VOLUME 1 OF 2

BID NO.: _____ K-15-6230-DBB-3
SAP NO. (WBS/IO/CC): _____ 21003309
CLIENT DEPARTMENT: _____ 2116
COUNCIL DISTRICT: _____ 6
PROJECT TYPE: _____ II

THIS CONTRACT IS SUBJECT TO THE FOLLOWING:

- THE CITY'S SUBCONTRACTING PARTICIPATION REQUIREMENTS FOR SLBE PROGRAM.
- PREVAILING WAGE RATES: STATE FEDERAL
- THIS IS A PROP 42 GAS TAX FUNDED CONTRACT THROUGH THE STATE OF CALIFORNIA.
- APPRENTICESHIP.

BID DUE DATE:

**2:00 PM
NOVEMBER 5, 2014
CITY OF SAN DIEGO
PUBLIC WORKS CONTRACTS
1010 SECOND AVENUE, 14th FLOOR, MS 614C
SAN DIEGO, CA 92101**

ENGINEER OF WORK

The engineering Specifications and Special Provisions contained herein have been prepared by or under the direction of the following Registered Engineer.

Walt G. From III
For City Engineer

9/18/2014 Seal
Date



TABLE OF CONTENTS

DESCRIPTION	PAGE NUMBER
1. NOTICE INVITING BIDS.....	4
2. CONTRACT FORMS	17
3. CONTRACT FORMS ATTACHMENTS:	
1. Performance Bond and Labor and Materialmen’s Bond	21
2. Drug-Free Workplace.....	23
3. American with Disabilities Act (ADA) Compliance Certification	24
4. Contractor Standards - Pledge of Compliance Certificate	25
5. Affidavit of Disposal Certificate	26
4. ATTACHMENTS:	
A. SCOPE OF WORK.....	28
B. INTENTIONALLY LEFT BLANK.....	30
C. EQUAL OPPORTUNITY CONTRACTING PROGRAM	31
D. INTENTIONALLY LEFT BLANK.....	35
E. SUPPLEMENTARY SPECIAL PROVISIONS	36
SUPPLEMENTARY SPECIAL PROVISIONS APPENDICES	53
1. Appendix A - Fire Hydrant Meter Program	54
2. Appendix B - Materials Typically Accepted by Certificate of Compliance	68
3. Appendix C - Sample City Invoice	70
4. Appendix D - Location List.....	72
5. Appendix E - Hydrostatic Discharge Form.....	145
6. Appendix F - Hazardous Label/Forms	147
7. Appendix G - Supplementary Special Provisions to the Department of Transportation Standard Specifications	153
8. Appendix H - Type E Modified Loop (SDE-104).....	159
9. Appendix I - Scrub Seal Specifications.....	162
F. INTENTIONALLY LEFT BLANK.....	173

CITY OF SAN DIEGO, CALIFORNIA

NOTICE INVITING BIDS

1. **RECEIPT AND OPENING OF BIDS:** Bids will be received at the Public Works Contracts at the location, time, and date shown on the cover of these specifications for performing work on **FY 14 - Slurry Seal Group 3** (Project).
2. **SUMMARY OF WORK:** The Work involves furnishing all labor, materials, equipment, services, and other incidental works and appurtenances for the construction of the Project as described in ATTACHMENT A.
3. **BIDS ARE PUBLIC RECORDS:** Upon receipt by the City, Bids shall become public records subject to public disclosure. It is the responsibility of the respondent to clearly identify any confidential, proprietary, trade secret or otherwise legally privileged information contained within the Bid. General references to sections of the California Public Records Act (PRA) will not suffice. If the Contractor does not provide applicable case law that clearly establishes that the requested information is exempt from the disclosure requirements of the PRA, the City shall be free to release the information when required in accordance with the PRA, pursuant to any other applicable law, or by order of any court or government agency, and the Contractor will hold the City harmless for release of this information.
4. **SUBCONTRACTING PARTICIPATION PERCENTAGES:**
 - 4.1. The City has incorporated **mandatory** SLBE-ELBE subcontractor participation percentages to enhance competition and maximize subcontracting opportunities. For the purpose of achieving the mandatory subcontractor participation percentages, a recommended breakdown of the SLBE and ELBE subcontractor participation percentages based upon certified SLBE and ELBE firms has also been provided to achieve the mandatory subcontractor participation percentages:

1. SLBE participation	5.1%
2. ELBE participation	10.0%
3. Total mandatory participation	15.1%
 - 4.2. The Bidders are strongly encouraged to attend the Pre-Bid Meeting to better understand the Good Faith Effort requirements of this contract. See the City's document titled "SLBE Program, Instructions For Bidders Completing The Good Faith Effort Submittal" available at: <http://www.sandiego.gov/eoc/>
 - 4.3. The Bid will be declared non-responsive if the Bidder fails the following mandatory conditions:
 - 4.3.1. Bidder's inclusion of SLBE-ELBE certified subcontractors at the overall mandatory participation percentage identified in this document; OR.
 - 4.3.2. Bidder's submission of Good Faith Effort documentation, saved in searchable Portable Document Format (PDF) and stored on Compact Disc (CD) or Digital Video Disc (DVD), demonstrating the Bidder made a good faith effort to outreach to and include SLBE-ELBE Subcontractors required

in this document within **3 Working Days** of the Bid opening if the overall mandatory participation percentage is not met.

- 4.4. For additional Equal Opportunity Contracting Program requirements, see Attachment C.
5. **PRE-BID MEETING:**
 - 5.1. There will be a Pre-Bid Meeting to discuss the scope of the Project, bidding requirements, pre-qualification process, and Equal Opportunity Contracting Program requirements and reporting procedures in the Public Works Contracts, Conference Room at 1010 Second Avenue, 14th Floor, San Diego, CA 92101 **at 10:00 AM, on OCTOBER 8, 2014.**
 - 5.2. All potential bidders are encouraged to attend.
 - 5.3. To request a copy of the agenda on an alternative format, or to request a sign language or oral interpreter for this meeting, call the Public Works Contracts at (619) 533-3450 at least 5 Working Days prior to the Pre-Bid Meeting to ensure availability.
6. **CONTRACTOR REGISTRATION AND ELECTRONIC REPORTING SYSTEM:**
 - 6.1. **Prior** to the Award of the Contract or each Task Order, you and your Subcontractors and Suppliers must register with the City's web-based contract compliance website, Prism®, located here:

<https://pro.prismcompliance.com/default.aspx>.
 - 6.2. The City may not award the contract until registration of all subcontractors and suppliers is complete. In the event this requirement is not met within the time frame specified in the Notice of Intent to Award letter, the City reserves the right to rescind the Notice of Award / Intent to Award and to make the award to the next responsive and responsible bidder / proposer.
7. **JOINT VENTURE CONTRACTORS:** Provide a copy of the Joint Venture agreement and the Joint Venture license to the City within 10 Working Days after receiving the Contract forms. See 2-1.1.2, "Joint Venture Contractors" in The WHITEBOOK for details.
8. **PREVAILING WAGE RATES:** Pursuant to San Diego Municipal Code section 22.3019, construction, alteration, demolition, repair and maintenance work performed under this Contract is subject to State prevailing wage laws. For construction work performed under this Contract cumulatively exceeding \$25,000 and for alteration, demolition, repair and maintenance work performed under this Contract cumulatively exceeding \$15,000, the Contractor and its subcontractors shall comply with State prevailing wage laws including, but not limited to, the requirements listed below.
 - 8.1. **Compliance with Prevailing Wage Requirements.** Pursuant to sections 1720 through 1861 of the California Labor Code, the Contractor and its subcontractors shall ensure that all workers who perform work under this Contract are paid not less than the prevailing rate of per diem wages as determined by the Director of the California Department of Industrial Relations (DIR). This includes work performed

during the design and preconstruction phases of construction including, but not limited to, inspection and land surveying work.

- 8.2. Copies of such prevailing rate of per diem wages are on file at the City and are available for inspection to any interested party on request. Copies of the prevailing rate of per diem wages also may be found at <http://www.dir.ca.gov/OPRL/DPreWageDetermination.htm>. Contractor and its subcontractors shall post a copy of the prevailing rate of per diem wages determination at each job site and shall make them available to any interested party upon request.
- 8.3. The wage rates determined by the DIR refer to expiration dates. If the published wage rate does not refer to a predetermined wage rate to be paid after the expiration date, then the published rate of wage shall be in effect for the life of this Contract. If the published wage rate refers to a predetermined wage rate to become effective upon expiration of the published wage rate and the predetermined wage rate is on file with the DIR, such predetermined wage rate shall become effective on the date following the expiration date and shall apply to this Contract in the same manner as if it had been published in said publication. If the predetermined wage rate refers to one or more additional expiration dates with additional predetermined wage rates, which expiration dates occur during the life of this Contract, each successive predetermined wage rate shall apply to this Contract on the date following the expiration date of the previous wage rate. If the last of such predetermined wage rates expires during the life of this Contract, such wage rate shall apply to the balance of the Contract.
- 8.4. **Penalties for Violations.** Contractor and its subcontractors shall comply with California Labor Code section 1775 in the event a worker is paid less than the prevailing wage rate for the work or craft in which the worker is employed.
- 8.5. **Payroll Records.** Contractor and its subcontractors shall comply with California Labor Code section 1776, which generally requires keeping accurate payroll records, verifying and certifying payroll records, and making them available for inspection. Contractor shall require its subcontractors to also comply with section 1776. Contractor and its subcontractors shall submit weekly certified payroll records online via the City's web-based Labor Compliance Program. Contractor is responsible for ensuring its subcontractors submit certified payroll records to the City.
- 8.6. **Apprentices.** Contractor and its subcontractors shall comply with California Labor Code sections 1777.5, 1777.6 and 1777.7 concerning the employment and wages of apprentices. Contractor shall be held responsible for the compliance of their subcontractors with sections 1777.5, 1777.6 and 1777.7.
- 8.7. **Working Hours.** Contractor and subcontractors shall comply with California Labor Code sections 1810 through 1815, including but not limited to: (i) restrict working hours on public works contracts to eight hours a day and forty hours a week, unless all hours worked in excess of 8 hours per day are compensated at not less than 1½ times the basic rate of pay; and (ii) specify penalties to be imposed on design professionals and subcontractors of \$25 per worker per day for each day the worker works more than 8 hours per day and 40 hours per week in violation of California Labor Code sections 1810 through 1815.

- 8.8. Required Provisions for Subcontracts.** Contractor shall include at a minimum a copy of the following provisions in any contract they enter into with a subcontractor: California Labor Code sections 1771, 1775, 1776, 1777.5, 1810, 1813, 1815, 1860 and 1861.
- 8.9. Labor Code Section 1861 Certification.** Contractor in accordance with California Labor Code section 3700 is required to secure the payment of compensation of its employees and by signing this Contract, Contractor certifies that “I am aware of the provisions of Section 3700 of the California Labor Code which require every employer to be insured against liability for workers’ compensation or to undertake self-insurance in accordance with the provisions of that code, and I will comply with such provisions before commencing the performance of the work of this Contract.”
- 8.10. Labor Compliance Program.** The City has its own Labor Compliance Program as authorized by the DIR. The City will withhold contract payments when payroll records are delinquent or deemed inadequate by the City or other governmental entity, or it has been established after an investigation by the City or other governmental entity that underpayment(s) have occurred.

9. INSURANCE REQUIREMENTS:

- 9.1.** All certificates of insurance and endorsements required by the contract are to be provided upon issuance of the City’s Notice of Intent to Award letter.
- 9.2.** Refer to sections 7-3, “LIABILITY INSURANCE”, and 7-4, “WORKERS’ COMPENSATION INSURANCE” of the Supplementary Special Provisions (SSP) for the insurance requirements which must be met.

10. PREQUALIFICATION OF CONTRACTORS:

- 10.1.** Contractors submitting Bid must be pre-qualified for the total amount proposed, inclusive of all alternate items prior to the date of submittal. Bids from contractors who have not been pre-qualified as applicable and Bids that exceed the maximum dollar amount at which contractors are pre-qualified will be deemed **non-responsive** and ineligible for award. Complete information and prequalification questionnaires are available at:

<http://www.sandiego.gov/cip/bidopps/prequalification.shtml>

- 10.2.** The completed questionnaire, financial statement, and bond letter or a copy of the contractor’s SLBE-ELBE certification and bond letter, must be submitted no later than 2 weeks prior to the bid opening to the Public Works Contracts, Prequalification Program, 1010 Second Avenue, 14th Floor, San Diego, CA 92101. For additional information or the answer to questions about the prequalification program, contact David Stucky at 619-533-3474 or dstucky@sandiego.gov.

- 11. REFERENCE STANDARDS:** Except as otherwise noted or specified, the Work shall be completed in accordance with the following standards:

Title	Edition	Document Number
Standard Specifications for Public Works Construction (“The GREENBOOK”)	2012	PITS070112-01
City of San Diego Standard Specifications for Public Works Construction (“The WHITEBOOK”)*	2012	PITS070112-02
City of San Diego Standard Drawings*	2012	PITS070112-03
Caltrans Standard Specifications	2010	PITS070112-04
Caltrans Standard Plans	2010	PITS070112-05
California MUTCD	2012	PITS070112-06
City Standard Drawings - Updates Approved For Use (when specified)*	Varies	Varies
Standard Federal Equal Employment Opportunity Construction Contract Specifications and the Equal Opportunity Clause Dated 09-11-84	1984	769023
NOTE: *Available online under Engineering Documents and References at: http://www.sandiego.gov/publicworks/edocref/index.shtml		

- 12. CITY'S RESPONSES AND ADDENDA:** The City at its option, may respond to any or all questions submitted in writing, via letter, or FAX in the form of an addendum. No oral comment shall be of any force or effect with respect to this solicitation. The changes to the Contract Documents through addendum are made effective as though originally issued with the Bid. The Bidders shall acknowledge the receipt of Addenda on the form provided for this purpose in the Bid.
- 13. CITY'S RIGHTS RESERVED:** The City reserves the right to cancel the Notice Inviting Bids at any time, and further reserves the right to reject submitted Bids, without giving any reason for such action, at its sole discretion and without liability. Costs incurred by the Bidder(s) as a result of preparing Bids under the Notice Inviting Bids shall be the sole responsibility of each bidder. The Notice Inviting Bids creates or imposes no obligation upon the City to enter a contract.
- 14. CONTRACT PRICING FORMAT:** This solicitation is for a Lump Sum contract with Unit Price provisions as set forth in the Bid Proposal Form(s), Volume 2.
- 15. SUBMITTAL OF “OR EQUAL” ITEMS:** See Section 4-1.6, “Trade Names or Equals” in The WHITEBOOK and as amended in the SSP.
- 16. AWARD PROCESS:**
- 16.1.** The Award of this contract is contingent upon the Contractor’s compliance with all conditions precedent to Award.
- 16.2.** Upon acceptance of a Bid, the City will prepare contract documents for execution within approximately 21 days of the date of the Bid opening and award the Contract approximately within 7 days of receipt of properly executed Contract, bonds, and insurance documents.

- 16.3.** This contract will be deemed executed, and effective, only upon the signing of the Contract by the Mayor or designee of the City.
- 17. SUBCONTRACT LIMITATIONS:** The Bidder's attention is directed to Standard Specifications for Public Works Construction, Section 2-3, "SUBCONTRACTS" in The GREENBOOK and as amended in the SSP which requires the Contractor to self-perform not less than the specified amount. Failure to comply with this requirement shall render the bid **non-responsive** and ineligible for award.
- 18. AVAILABILITY OF PLANS AND SPECIFICATIONS:** Contract Documents may be obtained by visiting the City's website: <http://www.sandiego.gov/cip/>. Plans and Specifications for this contract are also available for review in the office of the City Clerk or Public Works Contracts.
- 19. SUBMISSION OF QUESTIONS:**
- 19.1.** The Director (or designee), of the Public Works Department is the officer responsible for opening, examining, and evaluating the competitive Bids submitted to the City for the acquisition, construction and completion of any public improvement except when otherwise set forth in these documents. All questions related to this solicitation shall be submitted to:
- Public Works Contracts
1010 Second Avenue, 14th Floor
San Diego, California, 92101
Attention: [Contract Specialist listed on the front cover hereof]
- OR:
- Email address of the Contract Specialist listed on the front cover hereof.
- 19.2.** Questions received less than 14 days prior to the date for opening of Bids may not be considered.
- 19.3.** Clarifications deemed by the City to be material shall be issued by Addenda and uploaded to the City's online bidding service.
- 19.4.** Only questions answered by formal written addenda will be binding. Oral and other interpretations or clarifications will be without legal effect. It is the Bidder's responsibility to become informed of any Addenda that have been issued and to include all such information in its Bid.
- 20. ELIGIBLE BIDDERS:** No person, firm, or corporation shall be allowed to make, file, or be interested in **more** than one (1) Bid for the same work unless alternate Bids are called for. A person, firm or corporation who has submitted a sub-proposal to a Bidder, or who has quoted prices on materials to a Bidder, is not hereby disqualified from submitting a sub-proposal or quoting prices to other Bidders or from submitting a Bid in its own behalf. Any Bidder who submits more than one bid will result in the rejection of all bids submitted.

- 21. SAN DIEGO BUSINESS TAX CERTIFICATE:** The Contractor and Subcontractors, not already having a City of San Diego Business Tax Certificate for the work contemplated shall secure the appropriate certificate from the City Treasurer, Civic Center Plaza, first floor and submit to the Contract Specialist upon request or as specified in the Contract Documents. Tax Identification numbers for both the Bidder and the listed Subcontractors must be submitted on the City provided forms with the Notice Inviting Bids and Contract forms.
- 22. PROPOSAL FORMS:** Bid shall be made only upon the Bidding Documents i.e., Proposal form attached to and forming a part of the specifications. The signature of each person signing shall be in longhand.
- 22.1.** Bidder shall complete and submit all pages in the "Bidding Document" Section (see Volume 2) as their Bid per the schedule given under "Required Documents Schedule," (see Volume 1). Bidder is requested to retain for their reference other portions of the Contract Documents that are not required to be submitted with the Bid. The entire specifications for the bid package do not need to be submitted with the bid.
- 22.2.** The City may require any Bidder to furnish a statement of experience, financial responsibility, technical ability, equipment, and references.
- 22.3.** Bids and certain other forms and documents as specified in the Volume 2 of 2 of the Contract Documents shall be enclosed in a sealed envelope and shall bear the title of the work and name of the Bidder and the appropriate State Contractors License designation which the Bidder holds.
- 22.4.** Bids may be withdrawn by the Bidder prior to, but not after, the time fixed for opening of Bids.
- 23. BIDDER'S GUARANTEE OF GOOD FAITH (BID SECURITY):**
- 23.1.** With the exception of the contracts valued \$5,000 or less, JOC and Design-Build contracts, and contracts subject to the Small and Local Business Program of \$250,000 or less e.g., ELBE contracts, each Bidder shall accompany its Bid with either a cashier's check upon some responsible bank, or a check upon such bank properly certified or an approved corporate surety bond payable to the City of San Diego, for an amount of not less than 10% of the aggregate sum of the Bid, which check or bond, and the monies represented thereby shall be held by the City as a guarantee that the Bidder, if awarded the contract, will in good faith enter into such contract and furnish the required final bonds.
- 23.2.** The Bidder agrees that in case of Bidder's refusal or failure to execute this contract and give required final bonds, the money represented by a cashier's or certified check shall remain the property of the City, and if the Bidder shall fail to execute this contract, the Surety agrees that it will pay to the City damages which the City may suffer by reason of such failure, not exceeding the sum of 10% of the amount of the Bid.
- 23.3.** A Bid received without the specified bid security will be rejected as being **non-responsive**.

24. AWARD OF CONTRACT OR REJECTION OF BIDS:

- 24.1. This contract may be awarded to the lowest responsible and reliable Bidder.
- 24.2. Bidders shall complete the entire Bid schedule (also referred to as “schedule of prices” or Proposal form). Incomplete price schedules will be rejected as being non-responsive.
- 24.3. The City reserves the right to reject any or all Bids, and to waive any informality or technicality in Bids received and any requirements of these specifications as to bidding procedure.
- 24.4. Bidders will not be released on account of their errors of judgment. Bidders may be released only upon receipt by the City from the Bidder within 3 Working Days, excluding Saturdays, Sundays, and state holidays, after the opening of Bids, of written notice which includes proof of honest, credible, clerical error of material nature, free from fraud or fraudulent intent, and of evidence that reasonable care was observed in the preparation of the Bid.
- 24.5. A non-selected Bidder may protest award of the Contract to the selected Bidder by submitting a written “Notice of Intent to Protest” including supporting documentation which shall be received by Public Works Contracts no later than 10 days after the City’s announcement of the selected Bidder or no later than 10 days from the date that the City issues notice of designation of a Bidder as non-responsive in accordance with San Diego Municipal Code Chapter 2, § 22.3029, “Protests of Contract Award.”
- 24.6. The City of San Diego will not discriminate with regard to race, religious creed, color, national origin, ancestry, physical handicap, marital status, sex or age, in the award of contracts.
- 24.7. Each Bid package properly executed as required by these specifications shall constitute a firm offer, which may be accepted by the City within the time specified in the Proposal.
- 24.8. The City reserves the right to evaluate all Bids and determine the lowest Bidder on the basis of any proposed alternates, additive items or options, at its discretion that will be disclosed in the Volume 2 of 2.

25. BID RESULTS:

- 25.1. The Bid opening by the City shall constitute the public announcement of the Apparent Low Bidder. In the event that the Apparent Low Bidder is subsequently deemed non-responsive or non-responsible, a public announcement will be posted in the City’s web page <http://www.sandiego.gov/cip/index.shtml>, with the name of the newly designated Apparent Low Bidder.
- 25.2. To obtain Bid results, either attend Bid opening, review the results on the City’s web site, or provide a self-addressed, stamped envelope, referencing Bid number, and Bid tabulation will be mailed to you upon verification of extensions. Bid results cannot be given over the telephone.

26. THE CONTRACT:

- 26.1.** The Bidder to whom award is made shall execute a written contract with the City of San Diego and furnish good and approved bonds and insurance certificates specified by the City within 14 days after receipt by Bidder of a form of contract for execution unless an extension of time is granted to the Bidder in writing.
- 26.2.** If the Bidder takes longer than 14 days to fulfill these requirements, then the additional time taken shall be added to the Bid guarantee. The Contract shall be made in the form adopted by the City, which includes the provision that no claim or suit whatsoever shall be made or brought by Contractor against any officer, agent, or employee of the City for or on account of anything done or omitted to be done in connection with this contract, nor shall any such officer, agent, or employee be liable hereunder.
- 26.3.** If the Bidder to whom the award is made fails to enter into the contract as herein provided, the award may be annulled and the Bidder's Guarantee of Good Faith will be subject to forfeiture. An award may be made to the next lowest responsible and reliable Bidder who shall fulfill every stipulation embraced herein as if it were the party to whom the first award was made.
- 26.4.** Pursuant to the San Diego City Charter section 94, the City may only award a public works contract to the lowest responsible and reliable Bidder. The City will require the Apparent Low Bidder to (i) submit information to determine the Bidder's responsibility and reliability, (ii) execute the Contract in form provided by the City, and (iii) furnish good and approved bonds and insurance certificates specified by the City within 14 Days, unless otherwise approved by the City, in writing after the Bidder receives notification from the City, designating the Bidder as the Apparent Low Bidder and formally requesting the above mentioned items.
- 26.5.** The award of the Contract is contingent upon the satisfactory completion of the above mentioned items and becomes effective upon the signing of the Contract by the Mayor or designee. If the Apparent Low Bidder does not execute the Contract or submit required documents and information, the City may award the Contract to the next lowest responsible and reliable Bidder who shall fulfill every condition precedent to award. A corporation designated as the Apparent Low Bidder shall furnish evidence of its corporate existence and evidence that the officer signing the Contract and bond for the corporation is duly authorized to do so.

27. EXAMINATION OF PLANS, SPECIFICATIONS, AND SITE OF WORK: The Bidder shall examine carefully the Project Site, the Plans and Specifications, other materials as described in the Special Provisions, Section 2-7, and the proposal forms (e.g., Bidding Documents). The submission of a Bid shall be conclusive evidence that the Bidder has investigated and is satisfied as to the conditions to be encountered, as to the character, quality, and scope of Work, the quantities of materials to be furnished, and as to the requirements of the Bidding Documents Proposal, Plans, and Specifications.

28. CITY STANDARD PROVISIONS: This contract is subject to the following standard provisions. See The WHITEBOOK for details.

- 28.1. The City of San Diego Resolution No. R-277952 adopted on May 20, 1991 for a Drug-Free Workplace.
 - 28.2. The City of San Diego Resolution No. R-282153 adopted on June 14, 1993 related to the Americans with Disabilities Act.
 - 28.3. The City of San Diego Municipal Code §22.3004 for Pledge of Compliance.
 - 28.4. The City of San Diego's Labor Compliance Program and the State of California Labor Code §§1771.5(b) and 1776.
 - 28.5. Sections 1777.5, 1777.6, and 1777.7 of the State of California Labor Code concerning the employment of apprentices by contractors and subcontractors performing public works contracts.
 - 28.6. The City's Equal Benefits Ordinance (EBO), Chapter 2, Article 2, Division 43 of The San Diego Municipal Code (SDMC).
 - 28.7. The City's Information Security Policy (ISP) as defined in the City's Administrative Regulation 90.63.
- 29. PRE-AWARD ACTIVITIES:**
- 29.1. The selected contractor by the City to execute a contract for this Work shall provide the information required within the time specified in "Required Documents," of this bid package. Failure to provide the information within the time specified may result in the Bid being rejected as **non-responsive**.
 - 29.2. If the Bid is rejected as non-responsive, the selected contractor by the City to execute a contract for this Work shall forfeit the required Bid. The decision that the selected contractor by the City to execute a contract for this Work is non-responsive for failure to provide the information required within the time specified shall be at the sole discretion of the City.
- 30. OPTION TO RENEW:**
- 30.1. The City of San Diego expects to have additional miles of streets Slurry Coated by contract with additional funding this fiscal year or next fiscal year. The City of San Diego reserves the right to exercise one option to renew this contract at the City's sole discretion under the terms and conditions herein stated, with the work to be performed commencing no later than 180 days after completion of the original contract work. The option to renew must be exercised by the City within 365 days after the date of the bid opening for this project. By submitting this bid, the bidder agrees that it shall not decline the City's option to renew.
 - 30.2. The option to renew, if exercised, will be for one or more of the line items noted above as determined by the City, for quantities to be specified by the City that will be within 25% of the quantities listed, with the total price to be adjusted in proportion to the quantities specified. The time for performance of the additional work shall be the same as the time for completion of the original contract work, adjusted proportionately by the amount of the additional work compared to the amount of the original contract work.

- 30.3.** The option to renew shall be made at the bid pricing structure of the Bidder's original bid. In the event that the California Statewide Paving Asphalt Price Index (Index) has changed plus or minus (\pm) 10% between the date of Bid opening ("Bid Opening Date") and the date the option to renew is exercised by the City ("Option Exercise Date"), the City may, at the Bidder's request, and at the City's sole discretion, grant a change to the pricing structure commensurate with the percentage change in the Index.
- 30.4.** If deemed necessary by the City, the option to renew will be exercised in writing by the City within 1 year of the date of the Bid opening for this project. The following conditions apply to the option to renew:
1. The total price of the option to renew shall not exceed the original contract amount. The option to renew will be for one or more of the listed Bid items as determined by the City, for quantities to be specified by the City that will be within twenty five percent (\pm 25%) of the quantities listed in the Bid.
 2. The increase in lump sum Bid amounts e.g., bond, mobilization, storm water protection, and traffic control shall be in proportion to the amount of the added quantities. Allowance Bid items have been provided for this purpose where needed.
 3. The Contract Time to perform the additional Work will be the same as for the original Work, adjusted proportionately to the amount of the added Work compared to the amount of the original Work.
 4. The Retention for both original and added Work will be administered in accordance with 9-3.2, "Partial and Final Payment."
 5. A separate NTP will be issued for the added Work.
 6. A separate NOC may be filed for the added Work if the time between completion of the original Work and the commencement of the added Work exceeds 60 days.
- 30.5.** The option to renew may be declined by the Bidder only if the California Statewide Paving Asphalt Price Index has increased by more than 10% from the date of Bid opening to the date the option to renew is exercised by the City.

31. REQUIRED DOCUMENT SCHEDULE:

- 31.1.** The Bidder's attention is directed to the City's Municipal Code §22.0807(e), (3)-(5) for important information regarding grounds for debarment for failure to submit required documentation.
- 31.2.** The specified Equal Opportunity Contracting Program (EOCP) forms are available for download from the City's web site at:

<http://www.sandiego.gov/eoc/forms/index.shtml>

ITEM	WHEN DUE	FROM	DOCUMENT TO BE SUBMITTED
1.	BID SUBMITTAL DATE/TIME	ALL BIDDERS	Bid
2.	BID SUBMITTAL DATE/TIME	ALL BIDDERS	Bid Bond
3.	BID SUBMITTAL DATE/TIME	ALL BIDDERS	Non-collusion Affidavit to be Executed By Bidder and Submitted with Bid under 23 USC 112 and PCC 7106
4.	BID SUBMITTAL DATE/TIME	ALL BIDDERS	Contractors Certification of Pending Actions
5.	BID SUBMITTAL DATE/TIME	ALL BIDDERS	Equal Benefits Ordinance Certification of Compliance
6.	BID SUBMITTAL DATE/TIME	ALL BIDDERS	Form AA35 - List of Subcontractors
7.	BID SUBMITTAL DATE/TIME	ALL BIDDERS	Form AA40 - Named Equipment/Material Supplier List
8.	WITHIN 3 WORKING DAYS OF BID OPENING	ALL BIDDERS	SLBE Good Faith Efforts Documentation
9.	WITHIN 3 WORKING DAYS OF BID OPENING WITH GOOD FAITH EFFORT DOCUMENTATION	ALL BIDDERS	Form AA60 – List of Work Made Available
10.	WITHIN 3 WORKING DAYS OF BID OPENING WITH GOOD FAITH EFFORT DOCUMENTATION	ALL BIDDERS	Proof of Valid DBE-MBE-WBE-DVBE Certification Status e.g., Certs.
11.	WITHIN 10 WORKING DAYS AFTER RECEIPT BY BIDDER OF CONTRACT FORMS	APPARENT LOW BIDDER	Names of the principal individual owners of the Apparent Low Bidder
12.	WITHIN 10 WORKING DAYS AFTER RECEIPT BY BIDDER OF CONTRACT FORMS	APPARENT LOW BIDDER	If the Contractor is a Joint Venture: <ul style="list-style-type: none"> • Joint Venture Agreement • Joint Venture License
13.	WITHIN 10 WORKING DAYS AFTER RECEIPT BY BIDDER OF CONTRACT FORMS	APPARENT LOW BIDDER	Form BB05 - Work Force Report
14.	WITHIN 10 WORKING DAYS AFTER RECEIPT BY BIDDER OF CONTRACT FORMS	APPARENT LOW BIDDER	Contract Forms - Agreement

ITEM	WHEN DUE	FROM	DOCUMENT TO BE SUBMITTED
15.	WITHIN 10 WORKING DAYS AFTER RECEIPT BY BIDDER OF CONTRACT FORMS	APPARENT LOW BIDDER	Contract Forms - Payment and Performance Bond
16.	WITHIN 10 WORKING DAYS AFTER RECEIPT BY BIDDER OF CONTRACT FORMS	APPARENT LOW BIDDER	Certificates of Insurance and Endorsements
17.	WITHIN 10 WORKING DAYS AFTER RECEIPT BY BIDDER OF CONTRACT FORMS	APPARENT LOW BIDDER	Contractor Certification - Drug-Free Workplace
18.	WITHIN 10 WORKING DAYS AFTER RECEIPT BY BIDDER OF CONTRACT FORMS	APPARENT LOW BIDDER	Contractor Certification - American with Disabilities Act
19.	WITHIN 10 WORKING DAYS AFTER RECEIPT BY BIDDER OF CONTRACT FORMS	APPARENT LOW BIDDER	Contractors Standards - Pledge of Compliance

CONTRACT FORMS
AGREEMENT

CONTRACT FORMS

CONSTRUCTION CONTRACT

This contract is made and entered into between THE CITY OF SAN DIEGO, a municipal corporation, herein called "City", and INTERMOUNTAIN SLURRY SEAL, INC., herein called "Contractor" for construction of FY 14 - Slurry Seal Group 3; Bid No. K-15-6230-DBB-3; in the amount of TWO MILLION FIVE HUNDRED TWENTY THOUSAND DOLLARS AND 00/100 (\$2,520,000.00), which is comprised of the Base Bid alone.

IN CONSIDERATION of the payments to be made hereunder and the mutual undertakings of the parties hereto, City and Contractor agree as follows:


1. The following are incorporated into this contract as though fully set forth herein:
 - (a) The attached Faithful Performance and Payment Bonds.
 - (b) The attached Proposal included in the Bid documents by the Contractor.
 - (c) Reference Standards listed in the Notice Inviting Bids and the Supplementary Special Provisions (SSP).
 - (d) That certain documents entitled FY 14 - Slurry Seal Group 3, on file in the office of the Public Works Department as Document No. 21003309, as well as all matters referenced therein.
2. The Contractor shall perform and be bound by all the terms and conditions of this contract and in strict conformity therewith shall perform and complete in a good and workmanlike manner FY 14 - Slurry Seal Group 3, Bid Number K-15-6230-DBB-3, San Diego, California.
3. For such performances, the City shall pay to Contractor the amounts set forth at the times and in the manner and with such additions or deductions as are provided for in this contract, and the Contractor shall accept such payment in full satisfaction of all claims incident to such performances.
4. No claim or suit whatsoever shall be made or brought by Contractor against any officer, agent, or employee of the City for or on account of anything done or omitted to be done in connection with this contract, nor shall any such officer, agent, or employee be liable hereunder.
5. This contract is effective as of the date that the Mayor or designee signs the agreement.


CONTRACT FORMS (continued)

IN WITNESS WHEREOF, this Agreement is signed by the City of San Diego, acting by and through its Mayor or designee, pursuant to Municipal Code §22.3102 authorizing such execution.

THE CITY OF SAN DIEGO

APPROVED AS TO FORM AND LEGALITY

By 
Print Name: Stephen Samara
Principal Contract Specialist (Acting)


Jan I. Goldsmith, City Attorney
By 
Print Name: RYAN P. GERRITY
Deputy City Attorney

Date: 2-11-15

Date: 2/10/15

CONTRACTOR

Intermountain Slurry Seal, Inc.

By 
Print Name: Kathleen Schreckengost

Title: Vice President

Date: December 2, 2014

City of San Diego License No.: _____

State Contractor's License No.: 462443



**CONTRACT FORMS
ATTACHMENTS**

CONTRACT FORMS ATTACHMENTS
PERFORMANCE BOND AND LABOR AND MATERIALMEN'S BOND

FAITHFUL PERFORMANCE BOND AND LABOR AND MATERIALMEN'S BOND:

INTERMOUNTAIN SLURRY SEAL, INC., a corporation, as principal, and Federal Insurance Company*, a corporation authorized to do business in the State of California, as Surety, hereby obligate themselves, their successors and assigns, jointly and severally, to The City of San Diego a municipal corporation in the sum of TWO MILLION FIVE HUNDRED TWENTY THOUSAND DOLLARS AND 00/100 (\$2,520,000.00) for the faithful performance of the annexed contract, and in the sum of TWO MILLION FIVE HUNDRED TWENTY THOUSAND DOLLARS AND 00/100 (\$2,520,000.00) for the benefit of laborers and materialmen designated below.

Conditions:

If the Principal shall faithfully perform the annexed contract **FY 14 - Slurry Seal Group 3**, Bid Number **K-15-6230-DBB-3**, San Diego, California then the obligation herein with respect to a faithful performance shall be void; otherwise it shall remain in full force.

If the Principal shall promptly pay all persons, firms and corporations furnishing materials for or performing labor in the execution of this contract, and shall pay all amounts due under the California Unemployment Insurance Act then the obligation herein with respect to laborers and materialmen shall be void; otherwise it shall remain in full force.

The obligation herein with respect to laborers and materialmen shall inure to the benefit of all persons, firms and corporations entitled to file claims under the provisions of Chapter 3 of Division 5 of Title I of the Government Code of the State of California or under the provisions of Section 3082 et seq. of the Civil Code of the State of California.


Changes in the terms of the annexed contract or specifications accompanying same or referred to therein shall not affect the Surety's obligation on this bond, and the Surety hereby waives notice of same.

CONTRACT FORMS ATTACHMENTS (continued)
PERFORMANCE BOND AND LABOR AND MATERIALMEN'S BOND


The Surety shall pay reasonable attorney's fees should suit be brought to enforce the provisions of this bond.

Dated December 2, 2014

Approved as to Form and Legality



Jan I. Goldsmith, City Attorney

By 
Deputy City Attorney

Intermountain Slurry Seal, Inc.

Principal

By 

Kathleen Schreckengost, Vice President

Printed Name of Person Signing for Principal

Federal Insurance Company*

Surety

By 

Attorney-in-fact Ashley Stinson

Approved:



By Stephen Samara
Principal Contract Specialist (Acting)

15 Mountain View Road

Local Address of Surety

Warren, NJ 07059

Local Address (City, State) of Surety

(908) 903-3451

Local Telephone No. of Surety

Premium \$ 5,544.00

82381928 Federal

Bond No. 106157619 Travelers

09171090 F&D

*Travelers Casualty and Surety Company of America
Fidelity and Deposit Company of Maryland
Jointly and Severally Liable

A notary public or other officer completing this certificate verifies only the identity of the individual who signed the document to which this certificate is attached, and not the truthfulness, accuracy, or validity of that document.

ACKNOWLEDGMENT

State of California
County of Santa Cruz)

On December 2, 2014 before me, M.I. Barron, Notary Public
(insert name and title of the officer)

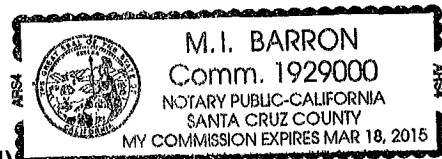
personally appeared Ashley Stinson,
who proved to me on the basis of satisfactory evidence to be the person(s) whose name(s) is/are
subscribed to the within instrument and acknowledged to me that he/she/they executed the same in
his/her/their authorized capacity(ies), and that by his/her/their signature(s) on the instrument the
person(s), or the entity upon behalf of which the person(s) acted, executed the instrument.

I certify under PENALTY OF PERJURY under the laws of the State of California that the foregoing
paragraph is true and correct.

WITNESS my hand and official seal.

Signature *M.I. Barron*
M.I. Barron, Notary Public

(Seal)





**Chubb
Surety**

**POWER
OF
ATTORNEY**

**Federal Insurance Company
Vigilant Insurance Company
Pacific Indemnity Company**

**Attn: Surety Department
15 Mountain View Road
Warren, NJ 07059**

Know All by These Presents, That **FEDERAL INSURANCE COMPANY**, an Indiana corporation, **VIGILANT INSURANCE COMPANY**, a New York corporation, and **PACIFIC INDEMNITY COMPANY**, a Wisconsin corporation, do each hereby constitute and appoint Jigisha Desai, John D. Gilliland, Catherine Gustavson, Kathleen Schreckengost, Ashley Stinson and Lillian Tse of Watsonville, California

each as their true and lawful Attorney- in- Fact to execute under such designation in their names and to affix their corporate seals to and deliver for and on their behalf as surety thereon or otherwise, bonds and undertakings and other writings obligatory in the nature thereof (other than bail bonds) given or executed in the course of business on behalf **GRANITE CONSTRUCTION INCORPORATED** and all Subsidiaries alone or in joint venture as principal, in connection with bids, proposals or contracts to or with the United States of America, any State or political subdivision thereof or any person, firm or corporation. And the execution of such bond or obligation by such Attorney- in- Fact in the Company's name and on its behalf as surety thereon or otherwise, under its corporate seal, in pursuance of the authority hereby conferred shall, upon delivery thereof, be valid and binding upon the Company.

In Witness Whereof, said **FEDERAL INSURANCE COMPANY**, **VIGILANT INSURANCE COMPANY**, and **PACIFIC INDEMNITY COMPANY** have each executed and attested these presents and affixed their corporate seals on this 18th day of July, 2014.

Dawn M. Chloros, Assistant Secretary

David B. Norris, Jr., Vice President



STATE OF NEW JERSEY

ss.

County of Somerset

On this 18th day of July, 2014 before me, a Notary Public of New Jersey, personally came Dawn M. Chloros, to me known to be Assistant Secretary of **FEDERAL INSURANCE COMPANY**, **VIGILANT INSURANCE COMPANY**, and **PACIFIC INDEMNITY COMPANY**, the companies which executed the foregoing Power of Attorney, and the said Dawn M. Chloros, being by me duly sworn, did depose and say that she is Assistant Secretary of **FEDERAL INSURANCE COMPANY**, **VIGILANT INSURANCE COMPANY**, and **PACIFIC INDEMNITY COMPANY** and knows the corporate seals thereof, that the seals affixed to the foregoing Power of Attorney are such corporate seals and were thereto affixed by authority of the By- Laws of said Companies; and that she signed said Power of Attorney as Assistant Secretary of said Companies by like authority; and that she is acquainted with David B. Norris, Jr., and knows him to be Vice President of said Companies; and that the signature of David B. Norris, Jr., subscribed to said Power of Attorney is in the genuine handwriting of David B. Norris, Jr., and was thereto subscribed by authority of said By- Laws and in deponent's presence.

Notarial Seal



**KATHERINE J. ADELAAR
NOTARY PUBLIC OF NEW JERSEY
No. 2316685
Commission Expires July 16, 2019**

Notary Public

CERTIFICATION

Extract from the By- Laws of **FEDERAL INSURANCE COMPANY**, **VIGILANT INSURANCE COMPANY**, and **PACIFIC INDEMNITY COMPANY**:

"All powers of attorney for and on behalf of the Company may and shall be executed in the name and on behalf of the Company, either by the Chairman or the President or a Vice President or an Assistant Vice President, jointly with the Secretary or an Assistant Secretary, under their respective designations. The signature of such officers may be engraved, printed or lithographed. The signature of each of the following officers: Chairman, President, any Vice President, any Assistant Vice President, any Secretary, any Assistant Secretary and the seal of the Company may be affixed by facsimile to any power of attorney or to any certificate relating thereto appointing Assistant Secretaries or Attorneys- in- Fact for purposes only of executing and attesting bonds and undertakings and other writings obligatory in the nature thereof, and any such power of attorney or certificate bearing such facsimile signature or facsimile seal shall be valid and binding upon the Company and any such power so executed and certified by such facsimile signature and facsimile seal shall be valid and binding upon the Company with respect to any bond or undertaking to which it is attached."

I, Dawn M. Chloros, Assistant Secretary of **FEDERAL INSURANCE COMPANY**, **VIGILANT INSURANCE COMPANY**, and **PACIFIC INDEMNITY COMPANY** (the "Companies") do hereby certify that

- (i) the foregoing extract of the By- Laws of the Companies is true and correct,
- (ii) the Companies are duly licensed and authorized to transact surety business in all 50 of the United States of America and the District of Columbia and are authorized by the U.S. Treasury Department; further, Federal and Vigilant are licensed in the U.S. Virgin Islands, and Federal is licensed in American Samoa, Guam, Puerto Rico, and each of the Provinces of Canada except Prince Edward Island; and
- (iii) the foregoing Power of Attorney is true, correct and in full force and effect.

Given under my hand and seals of said Companies at Warren, NJ this **December 2, 2014**



Dawn M. Chloros, Assistant Secretary

IN THE EVENT YOU WISH TO NOTIFY US OF A CLAIM, VERIFY THE AUTHENTICITY OF THIS BOND OR NOTIFY US OF ANY OTHER MATTER, PLEASE CONTACT US AT ADDRESS LISTED ABOVE, OR BY Telephone (908) 903- 3493 Fax (908) 903- 3656 e-mail: surety@ chubb.com



POWER OF ATTORNEY

Farmington Casualty Company
Fidelity and Guaranty Insurance Company
Fidelity and Guaranty Insurance Underwriters, Inc.
St. Paul Fire and Marine Insurance Company
St. Paul Guardian Insurance Company

St. Paul Mercury Insurance Company
Travelers Casualty and Surety Company
Travelers Casualty and Surety Company of America
United States Fidelity and Guaranty Company

Attorney-In-Fact No. 228138

KNOW ALL MEN BY THESE PRESENTS: That St. Paul Fire and Marine Insurance Company, St. Paul Guardian Insurance Company and St. Paul Mercury Insurance Company are corporations duly organized under the laws of the State of Minnesota, that Farmington Casualty Company, Travelers Casualty and Surety Company, and Travelers Casualty and Surety Company of America are corporations duly organized under the laws of the State of Connecticut, that United States Fidelity and Guaranty Company is a corporation duly organized under the laws of the State of Maryland, that Fidelity and Guaranty Insurance Company is a corporation duly organized under the laws of the State of Iowa, and that Fidelity and Guaranty Insurance Underwriters, Inc. is a corporation duly organized under the laws of the State of Wisconsin (herein collectively called the "Companies"), and that the Companies do hereby make, constitute and appoint John D. Gilliland, Jigisha Desai, Kathleen Schreckengost, Catherine Gustavson, Ashley Stinson, and Lillian Tse of the City of Watsonville, State of California, their true and lawful Attorney(s)-in-Fact, each in their separate capacity if more than one is named above, to sign, execute, seal and acknowledge any and all bonds, recognizances, conditional undertakings and other writings obligatory in the nature thereof on behalf of the Companies in their business of guaranteeing the fidelity of persons, guaranteeing the performance of contracts and executing or guaranteeing bonds and undertakings required or permitted in any actions or proceedings allowed by law.

This Power of Attorney is limited to bonds, recognizances, conditional undertakings and other writings obligatory in the nature thereof for Granite Construction Incorporated and all subsidiaries and affiliates, alone or in joint venture.

IN WITNESS WHEREOF, the Companies have caused this instrument to be signed and their corporate seals to be hereto affixed, this 26th day of June, 2014.

Farmington Casualty Company
Fidelity and Guaranty Insurance Company
Fidelity and Guaranty Insurance Underwriters, Inc.
St. Paul Fire and Marine Insurance Company
St. Paul Guardian Insurance Company

St. Paul Mercury Insurance Company
Travelers Casualty and Surety Company
Travelers Casualty and Surety Company of America
United States Fidelity and Guaranty Company



State of Connecticut

City of Hartford ss.

By:

Handwritten signature of Robert L. Raney, Senior Vice President

On this the 26th day of June, 2014, before me personally appeared Robert L. Raney, who acknowledged himself to be the Senior Vice President of Farmington Casualty Company, Fidelity and Guaranty Insurance Company, Fidelity and Guaranty Insurance Underwriters, Inc., St. Paul Fire and Marine Insurance Company, St. Paul Guardian Insurance Company, St. Paul Mercury Insurance Company, Travelers Casualty and Surety Company, Travelers Casualty and Surety Company of America, and United States Fidelity and Guaranty Company, and that he, as such, being authorized so to do, executed the foregoing instrument for the purposes therein contained by signing on behalf of the corporations by himself as a duly authorized officer.

In Witness Whereof, I hereunto set my hand and official seal.

My Commission expires the 30th day of June, 2016.



Handwritten signature of Marie C. Tetreault, Notary Public

This Power of Attorney is granted under and by the authority of the following resolutions adopted by the Boards of Directors of Farmington Casualty Company, Fidelity and Guaranty Insurance Company, Fidelity and Guaranty Insurance Underwriters, Inc., St. Paul Fire and Marine Insurance Company, St. Paul Guardian Insurance Company, St. Paul Mercury Insurance Company, Travelers Casualty and Surety Company, Travelers Casualty and Surety Company of America, and United States Fidelity and Guaranty Company, which resolutions are now in full force and effect, reading as follows:

RESOLVED, that the Chairman, the President, any Vice Chairman, any Executive Vice President, any Senior Vice President, any Vice President, any Second Vice President, the Treasurer, any Assistant Treasurer, the Corporate Secretary or any Assistant Secretary may appoint Attorneys-in-Fact and Agents to act for and on behalf of the Company and may give such appointee such authority as his or her certificate of authority may prescribe to sign with the Company's name and seal with the Company's seal bonds, recognizances, contracts of indemnity, and other writings obligatory in the nature of a bond, recognizance, or conditional undertaking, and any of said officers or the Board of Directors at any time may remove any such appointee and revoke the power given him or her; and it is


FURTHER RESOLVED, that the Chairman, the President, any Vice Chairman, any Executive Vice President, any Senior Vice President or any Vice President may delegate all or any part of the foregoing authority to one or more officers or employees of this Company, provided that each such delegation is in writing and a copy thereof is filed in the office of the Secretary; and it is

FURTHER RESOLVED, that any bond, recognizance, contract of indemnity, or writing obligatory in the nature of a bond, recognizance, or conditional undertaking shall be valid and binding upon the Company when (a) signed by the President, any Vice Chairman, any Executive Vice President, any Senior Vice President or any Vice President, any Second Vice President, the Treasurer, any Assistant Treasurer, the Corporate Secretary or any Assistant Secretary and duly attested and sealed with the Company's seal by a Secretary or Assistant Secretary; or (b) duly executed (under seal, if required) by one or more Attorneys-in-Fact and Agents pursuant to the power prescribed in his or her certificate or their certificates of authority or by one or more Company officers pursuant to a written delegation of authority; and it is

FURTHER RESOLVED, that the signature of each of the following officers: President, any Executive Vice President, any Senior Vice President, any Vice President, any Assistant Vice President, any Secretary, any Assistant Secretary, and the seal of the Company may be affixed by facsimile to any Power of Attorney or to any certificate relating thereto appointing Resident Vice Presidents, Resident Assistant Secretaries or Attorneys-in-Fact for purposes only of executing and attesting bonds and undertakings and other writings obligatory in the nature thereof, and any such Power of Attorney or certificate bearing such facsimile signature or facsimile seal shall be valid and binding upon the Company and any such power so executed and certified by such facsimile signature and facsimile seal shall be valid and binding on the Company in the future with respect to any bond or understanding to which it is attached.

I, Kevin E. Hughes, the undersigned, Assistant Secretary, of Farmington Casualty Company, Fidelity and Guaranty Insurance Company, Fidelity and Guaranty Insurance Underwriters, Inc., St. Paul Fire and Marine Insurance Company, St. Paul Guardian Insurance Company, St. Paul Mercury Insurance Company, Travelers Casualty and Surety Company, Travelers Casualty and Surety Company of America, and United States Fidelity and Guaranty Company do hereby certify that the above and foregoing is a true and correct copy of the Power of Attorney executed by said Companies, which is in full force and effect and has not been revoked.

IN TESTIMONY WHEREOF, I have hereunto set my hand and affixed the seals of said Companies this **December 2, 2014**



Kevin E. Hughes, Assistant Secretary



To verify the authenticity of this Power of Attorney, call 1-800-421-3880 or contact us at www.travelersbond.com. Please refer to the Attorney-In-Fact number, the above-named individuals and the details of the bond to which the power is attached.

**ZURICH AMERICAN INSURANCE COMPANY
COLONIAL AMERICAN CASUALTY AND SURETY COMPANY
FIDELITY AND DEPOSIT COMPANY OF MARYLAND
POWER OF ATTORNEY**

KNOW ALL MEN BY THESE PRESENTS: That the ZURICH AMERICAN INSURANCE COMPANY, a corporation of the State of New York, the COLONIAL AMERICAN CASUALTY AND SURETY COMPANY, a corporation of the State of Maryland, and the FIDELITY AND DEPOSIT COMPANY OF MARYLAND a corporation of the State of Maryland (herein collectively called the "Companies"), by **Geoffrey Delisio, Vice President**, in pursuance of authority granted by Article V, Section 8, of the By-Laws of said Companies, which are set forth on the reverse side hereof and are hereby certified to be in full force and effect on the date hereof, do hereby nominate, constitute, and appoint **Jigisha DESAI, Catherine GUSTAVSON, Cynthia P. JOHNSON, Kathleen SCHRECKENGOST, John D. GILLILAND, Ashley STINSON and Lillian TSE**, each its true and lawful agent and Attorney-in-Fact, to make, execute, seal and deliver, for, and on its behalf as surety, and as its act and deed: **any and all bonds and undertakings, issued on behalf of Granite Construction Incorporated, Watsonville, California and all subsidiaries alone or in a joint venture** and the execution of such bonds or undertakings in pursuance of these presents, shall be as binding upon said Companies, as fully and amply, to all intents and purposes, as if they had been duly executed and acknowledged by the regularly elected officers of the ZURICH AMERICAN INSURANCE COMPANY at its office in New York, New York., the regularly elected officers of the COLONIAL AMERICAN CASUALTY AND SURETY COMPANY at its office in Owings Mills, Maryland., and the regularly elected officers of the FIDELITY AND DEPOSIT COMPANY OF MARYLAND at its office in Owings Mills, Maryland., in their own proper persons.

The said Vice President does hereby certify that the extract set forth on the reverse side hereof is a true copy of Article V, Section 8, of the By-Laws of said Companies, and is now in force.

IN WITNESS WHEREOF, the said Vice-President has hereunto subscribed his/her names and affixed the Corporate Seals of the said **ZURICH AMERICAN INSURANCE COMPANY, COLONIAL AMERICAN CASUALTY AND SURETY COMPANY, and FIDELITY AND DEPOSIT COMPANY OF MARYLAND**, this 1st day of **March**, A.D. 2013.



Geoffrey Delisio

By: _____
Vice President – Geoffrey Delisio

Gerald F. Haley

By: _____
Assistant Secretary – Gerald F. Haley

State of Maryland
County of Baltimore

On this 1st day of **March**, A.D. 2013, before the subscriber, a Notary Public of the State of Maryland, duly commissioned and qualified, **Geoffrey Delisio, Vice President and Gerald F. Haley, Assistant Secretary** of the Companies, to me personally known to be the individuals and officers described in and who executed the preceding instrument, and acknowledged the execution of same, and being by me duly sworn, depose and saith, that he/she is the said officer of the Company aforesaid, and that the seals affixed to the preceding instrument are the Corporate Seals of said Companies, and that the said Corporate Seals and the signature as such officer were duly affixed and subscribed to the said instrument by the authority and direction of the said Corporations.

IN TESTIMONY WHEREOF, I have hereunto set my hand and affixed my Official Seal the day and year first above written.



Constance A. Dunn

By: _____
Constance A. Dunn - Notary Public
My Commission Expires: July 14, 2015

EXTRACT FROM BY-LAWS OF THE COMPANIES

"Article V, Section 8, Attorneys-in-Fact. The Chief Executive Officer, the President, or any Executive Vice President or Vice President may, by written instrument under the attested corporate seal, appoint attorneys-in-fact with authority to execute bonds, policies, recognizances, stipulations, undertakings, or other like instruments on behalf of the Company, and may authorize any officer or any such attorney-in-fact to affix the corporate seal thereto; and may with or without cause modify or revoke any such appointment or authority at any time."

CERTIFICATE

I, the undersigned, Vice President of the ZURICH AMERICAN INSURANCE COMPANY, the COLONIAL AMERICAN CASUALTY AND SURETY COMPANY, and the FIDELITY AND DEPOSIT COMPANY OF MARYLAND, do hereby certify that the foregoing Power of Attorney is still in full force and effect on the date of this certificate; and I do further certify that Article V, Section 8, of the By-Laws of the Companies is still in force.

This Power of Attorney and Certificate may be signed by facsimile under and by authority of the following resolution of the Board of Directors of the ZURICH AMERICAN INSURANCE COMPANY at a meeting duly called and held on the 15th day of December 1998.


RESOLVED: "That the signature of the President or a Vice President and the attesting signature of a Secretary or an Assistant Secretary and the Seal of the Company may be affixed by facsimile on any Power of Attorney...Any such Power or any certificate thereof bearing such facsimile signature and seal shall be valid and binding on the Company."

This Power of Attorney and Certificate may be signed by facsimile under and by authority of the following resolution of the Board of Directors of the COLONIAL AMERICAN CASUALTY AND SURETY COMPANY at a meeting duly called and held on the 5th day of May, 1994, and the following resolution of the Board of Directors of the FIDELITY AND DEPOSIT COMPANY OF MARYLAND at a meeting duly called and held on the 10th day of May, 1990.

RESOLVED: "That the facsimile or mechanically reproduced seal of the company and facsimile or mechanically reproduced signature of any Vice-President, Secretary, or Assistant Secretary of the Company, whether made heretofore or hereafter, wherever appearing upon a certified copy of any power of attorney issued by the Company, shall be valid and binding upon the Company with the same force and effect as though manually affixed.

IN TESTIMONY WHEREOF, I have hereunto subscribed my name and affixed the corporate seals of the said Companies,

This **December 2, 2014**



Thomas O. McClellan, Vice President



CONTRACTOR CERTIFICATION

DRUG-FREE WORKPLACE

PROJECT TITLE: FY 14 - Slurry Seal Group 3

I hereby certify that I am familiar with the requirements of San Diego City Council Policy No. 100-17 regarding Drug-Free Workplace as outlined in the WHITEBOOK, Section 7-13.3, "Drug-Free Workplace", of the project specifications, and that;

Intermountain Slurry Seal, Inc.

(Name under which business is conducted)

has in place a drug-free workplace program that complies with said policy. I further certify that each subcontract agreement for this project contains language which indicates the subcontractor's agreement to abide by the provisions of subdivisions a) through c) of the policy as outlined.

Signed



Printed Name Kathleen Schreckengost

Title Vice President



CONTRACTOR CERTIFICATION

AMERICAN WITH DISABILITIES ACT (ADA) COMPLIANCE CERTIFICATION

PROJECT TITLE: FY 14 - Slurry Seal Group 3

I hereby certify that I am familiar with the requirements of San Diego City Council Policy No. 100-4 regarding the American With Disabilities Act (ADA) outlined in the WHITEBOOK, Section 7-13.2, "American With Disabilities Act", of the project specifications, and that;

Intermountain Slurry Seal, Inc.


(Name under which business is conducted)

has in place a workplace program that complies with said policy. I further certify that each subcontract agreement for this project contains language which indicates the subcontractor's agreement to abide by the provisions of the policy as outlined.

Signed Kathleen Schreckengost

Printed Name Kathleen Schreckengost

Title Vice President



CONTRACTOR CERTIFICATION


CONTRACTOR STANDARDS – PLEDGE OF COMPLIANCE

PROJECT TITLE: FY 14 - Slurry Seal Group 3

I declare under penalty of perjury that I am authorized to make this certification on behalf of Intermountain Slurry Seal, Inc., as Contractor, that I am familiar with the requirements of City of San Diego Municipal Code § 22.3224 regarding Contractor Standards as outlined in the WHITEBOOK, Section 7-13.4, ("Contractor Standards"), of the project specifications, and that Contractor has complied with those requirements.

I further certify that each of the Contractor's subcontractors whose subcontracts are greater than \$50,000 in value has completed a Pledge of Compliance attesting under penalty of perjury of having complied with City of San Diego Municipal Code § 22.3224.

Dated this 2nd Day of December, 2014.

Signed 

Printed Name Kathleen Schreckengost

Title Vice President



AFFIDAVIT OF DISPOSAL

WHEREAS, on the _____ DAY OF _____, 2_____ the undersigned entered into and executed a contract with the City of San Diego, a municipal corporation, for:

FY 14 - Slurry Seal Group 3

(Name of Project)

as particularly described in said contract and identified as Bid No. **K-15-6230-DBB-3**, SAP No. (WBS/IO/CC) **21003309**; and **WHEREAS**, the specification of said contract requires the Contractor to affirm that "all brush, trash, debris, and surplus materials resulting from this project have been disposed of in a legal manner"; and **WHEREAS**, said contract has been completed and all surplus materials disposed of:

NOW, THEREFORE, in consideration of the final payment by the City of San Diego to said Contractor under the terms of said contract, the undersigned Contractor, does hereby affirm that all surplus materials as described in said contract have been disposed of at the following location(s)

and that they have been disposed of according to all applicable laws and regulations.

Dated this _____ DAY OF _____, _____.

_____ Contractor

by

ATTEST:

State of _____

County of _____

On this _____ DAY OF _____, 2_____, before the undersigned, a Notary Public in and for said County and State, duly commissioned and sworn, personally appeared _____ known to me to be the _____

Contractor named in the foregoing Release, and whose name is subscribed thereto, and acknowledged to me that said Contractor executed the said Release.

Notary Public in and for said County and State

ATTACHMENTS

ATTACHMENT A
SCOPE OF WORK

SCOPE OF WORK

1. **SCOPE OF WORK:** FY 14 - Slurry Seal Group 3 includes but not limited to weed abatement, tree trimming, crack sealing, milling various materials, pavement repair, sweeping, application of slurry seal, replacing traffic striping/markings/markers, replacing vehicle detector loops, possible weekend work, traffic control drawings & permits, and storm drain inlet protection on various asphalt streets in Council District 6.

1.1. The Work shall be performed in accordance with:

1.1.1. The Notice Inviting Bids, inclusive.

2. **CONSTRUCTION COST:** The City's estimated construction cost for this contract is **\$2,900,000.00**.

3. **LOCATION OF WORK:** See Appendix D.

4. **CONTRACT TIME:** The Contract Time for completion of the Work shall be **90 Working Days**.

5. **CONTRACTOR'S LICENSE CLASSIFICATION:** In accordance with the provisions of California Law, the Contractor shall possess valid appropriate license(s) at the time that the Bid is submitted. Failure to possess the specified license(s) shall render the Bid as **non-responsive** and shall act as a bar to award of the Contract to any Bidder not possessing required license(s) at the time of Bid.

5.1. The City has determined the following licensing classifications for this contract:

Option	Classifications
1	CLASS A
2	CLASS C12
3	CLASS C32

5.2 The Bidder shall satisfy the licensing requirement by meeting **at least** one of the listed options.

ATTACHMENT B
INTENTIONALLY LEFT BLANK

ATTACHMENT C
EQUAL OPPORTUNITY CONTRACTING PROGRAM

EQUAL OPPORTUNITY CONTRACTING PROGRAM

1. To The WHITEBOOK, Chapter 10, Sections D and E, DELETE each in its entirety, and SUBSTITUTE with the following:

D. CITY'S EQUAL OPPORTUNITY COMMITMENT.

1. Nondiscrimination in Contracting Ordinance.

1. The Contractor, Subcontractors and Suppliers shall comply with requirements of the City's Nondiscrimination in Contracting Ordinance, San Diego Municipal Code §§22.3501 through 22.3517.

The Contractor shall not discriminate on the basis of race, gender, religion, national origin, ethnicity, sexual orientation, age, or disability in the solicitation, selection, hiring, or treatment of subcontractors, vendors, or suppliers. The Contractor shall provide equal opportunity for subcontractors to participate in subcontracting opportunities. The Contractor understands and agrees that violation of this clause shall be considered a material breach of the contract and may result in contract termination, debarment, or other sanctions.

The Contractor shall include the foregoing clause in all contracts between the Contractor and Subcontractors and Suppliers.

2. Disclosure of Discrimination Complaints. As part of its Bid or Proposal, the Bidder shall provide to the City a list of all instances within the past 10 years where a complaint was filed or pending against Bidder in a legal or administrative proceeding alleging that Bidder discriminated against its employees, subcontractors, vendors, or suppliers, and a description of the status or resolution of that complaint, including any remedial action taken.
3. Upon the City's request, the Contractor agrees to provide to the City, within 60 days, a truthful and complete list of the names of all Subcontractors and Suppliers that the Contractor has used in the past 5 years on any of its contracts that were undertaken within San Diego County, including the total dollar amount paid by the Contractor for each subcontract or supply contract.
4. The Contractor further agrees to fully cooperate in any investigation conducted by the City pursuant to the City's Nondiscrimination in Contracting Ordinance, Municipal Code §§22.3501 through 22.3517. The Contractor understands and agrees that violation of this clause shall be considered a material breach of the Contract and may result in remedies being ordered against the Contractor up to and including contract termination, debarment and other sanctions for violation of the provisions of the Nondiscrimination in Contracting Ordinance. The Contractor further understands and agrees that the procedures, remedies and sanctions provided for in the Nondiscrimination in Contracting Ordinance apply only to violations of the Ordinance.

E. EQUAL EMPLOYMENT OPPORTUNITY OUTREACH PROGRAM.

1. The Contractor, Subcontractors and Suppliers shall comply with the City's Equal Employment Opportunity Outreach Program, San Diego Municipal Code §§22.2701 through 22.2707.

The Contractor shall not discriminate against any employee or applicant for employment on any basis prohibited by law. Contractor shall provide equal opportunity in all employment practices. Prime Contractor shall ensure their subcontractors comply with this program. Nothing in this section shall be interpreted to hold a prime contractor liable for any discriminatory practice of its subcontractors.

The Contractor shall include the foregoing clause in all contracts between the Contractor and Subcontractors and Suppliers.

2. If the Contract is competitively solicited, the selected Bidder shall submit a Work Force Report (Form BB05), within 10 Working Days after receipt by the Bidder of Contract forms to the City for approval as specified in the Notice of Intent to Award letter from the City.
3. If a Work Force Report is submitted, and the City determines there are under-representations when compared to County Labor Force Availability data, the selected Bidder shall submit an Equal Employment Opportunity Plan.
4. If the selected Bidder submits an Equal Employment Opportunity Plan, it shall include the following assurances:
 1. The Contractor shall maintain a working environment free of discrimination, harassment, intimidation and coercion at all sites and in all facilities at which the Contractor's employees are assigned to work.
 2. The Contractor reviews its EEO Policy, at least annually, with all on-site supervisors involved in employment decisions.
 3. The Contractor disseminates and reviews its EEO Policy with all employees at least once a year, posts the policy statement and EEO posters on all company bulletin boards and job sites, and documents every dissemination, review and posting with a written record to identify the time, place, employees present, subject matter, and disposition of meetings.
 4. The Contractor reviews, at least annually, all supervisors' adherence to and performance under the EEO Policy and maintains written documentation of these reviews.
 5. The Contractor discusses its EEO Policy Statement with subcontractors with whom it anticipates doing business, includes the EEO Policy Statement in its subcontracts, and provides such documentation to the City upon request.

6. The Contractor documents and maintains a record of all bid solicitations and outreach efforts to and from subcontractors, contractor associations and other business associations.
7. The Contractor disseminates its EEO Policy externally through various media, including the media of people of color and women, in advertisements to recruit, maintains files documenting these efforts, and provides copies of these advertisements to the City upon request.
8. The Contractor disseminates its EEO Policy to union and community organizations.
9. The Contractor provides immediate written notification to the City when any union referral process has impeded the Contractor's efforts to maintain its EEO Policy.
10. The Contractor maintains a current list of recruitment sources, including those outreaching to people of color and women, and provides written notification of employment opportunities to these recruitment sources with a record of the organizations' responses.
11. The Contractor maintains a current file of names, addresses and phone numbers of each walk-in applicant, including people of color and women, and referrals from unions, recruitment sources, or community organizations with a description of the employment action taken.
12. The Contractor encourages all present employees, including people of color and women employees, to recruit others.
13. The Contractor maintains all employment selection process information with records of all tests and other selection criteria.
14. The Contractor develops and maintains documentation for on-the-job training opportunities, participates in training programs, or both for all of its employees, including people of color and women, and establishes apprenticeship, trainee, and upgrade programs relevant to the Contractor's employment needs.
15. The Contractor conducts, at least annually, an inventory and evaluation of all employees for promotional opportunities and encourages all employees to seek and prepare appropriately for such opportunities.
16. The Contractor ensures the company's working environment and activities are non-segregated except for providing separate or single-user toilets and necessary changing facilities to assure privacy between the sexes.

ATTACHMENT D
INTENTIONALLY LEFT BLANK

ATTACHMENT E
SUPPLEMENTARY SPECIAL PROVISIONS

SUPPLEMENTARY SPECIAL PROVISIONS

The following Supplementary Special Provisions (SSP) modifies the following documents:

- 1) Standard Specifications for Public Works Construction (The GREENBOOK) currently in effect.
- 2) The City of San Diego Standard Specifications for Public Works Construction (The WHITEBOOK).

SECTION 1 – TERMS, DEFINITIONS, ABBREVIATIONS, UNITS OF MEASURE, AND SYMBOLS

1-2 TERMS AND DEFINITIONS.

Normal Working Hours. To the City Supplement, ADD the following:

The Normal Working Hours are 7:30 AM to 3:30 PM.

SECTION 2 - SCOPE AND CONTROL OF WORK

2-3.2 Self Performance. DELETE in its entirety and SUBSTITUTE with the following:

1. You must perform, with your own organization, Contract work amounting to at least 50% of the base bid alone or base bid and any additive or deductive alternate(s) that together when added or deducted form the basis of award.
2. The self performance percentage requirement will be waived for contracts when a “B” License is required or allowed.

2-5.3.1 General. To the City Supplement, ADD the following:

7. For products for which an AML is available, products listed in the AML shall be used. A submittal review will be conducted for products not identified on an AML on a case-by-case basis when:
 - a) The product type or category is not in the AML.
 - b) The AML does not list at least two available manufacturers of the product.
 - c) The material or manufacturer listed in the AML is no longer available. Documentation to substantiate the product is no longer available or in production is required as part of the submittal.

In the case of conducting a submittal review when required by the Plans or Special Provisions, or when requested by the Engineer, all submittals shall be accompanied by the City's submittal form.

The Product Submittal Form is available for download at:

<http://www.sandiego.gov/publicworks/edocref/index.shtml>

SECTION 3 – CHANGES IN WORK

3-2.1 General. ADD the following:

The Bid quantities are for estimating purposes only and will vary due to continued deterioration of the streets, such as streets quantified as having no tons of AC required, may in fact need AC repair (see 302-3).

3-2.2.1 General. To the City Supplement, DELETE in its entirety and SUBSTITUTE the following:

Unit Bid prices for Crack Seal, Removal of Humps, Traffic Detector Loop, Traffic Conduit Stub, Raise Appurtenance to Grade, and Inlet Markers shall not be subject to adjustment regardless of quantity used or if none are used.

SECTION 4 - CONTROL OF MATERIALS

4-1.3.6 Preapproved Materials. To the City Supplement, ADD the following:

3. You shall submit in writing a list of all products to be incorporated in the Work that are on the AML.

4-1.6 Trade Names or Equals. ADD the following:

You must submit your list of proposed substitutions for “an equal” (“or equal”) item(s) **no later than 5 Working Days after the determination of the Apparent Low Bidder** and on the City's Product Submittal Form available at.

<http://www.sandiego.gov/publicworks/edocref/index.shtml>

SECTION 7 - RESPONSIBILITIES OF THE CONTRACTOR

7-3 LIABILITY INSURANCE. DELETE in its entirety and SUBSTITUTE with the following:

The insurance provisions herein must not be construed to limit your indemnity obligations contained in the Contract.

7-3.1 Policies and Procedures.

1. You must procure the insurance described below, at its sole cost and expense, to provide coverage against claims for loss including injuries to persons or damage to property, which may arise out of or in connection with the performance of the Work by you, your agents, representatives, officers, employees or Subcontractors.
2. Insurance coverage for property damage resulting from your operations is on a replacement cost valuation. The market value will not be accepted.
3. You must maintain this insurance for the duration of this contract and at all times thereafter when you are correcting, removing, or replacing Work in accordance with this contract. Your liabilities under the Contract, e.g., your indemnity obligations, is not deemed limited to the insurance coverage required by this contract.
4. Payment for insurance is included in the various items of Work as bid by you, and except as specifically agreed to by the City in writing, you are not entitled to any additional payment. Do not begin any work under this contract until you have provided and the City has approved all required insurance.
5. Policies of insurance must provide that the City is entitled to 30 days (10 days for cancellation due to non-payment of premium) prior written notice of cancellation or non-renewal of the policy. Maintenance of specified insurance coverage is a material element of the Contract. Your failure to maintain or renew coverage or to provide evidence of renewal during the term of the Contract may be treated by the City as a material breach of the Contract.

7-3.2 Types of Insurance.

7-3.2.1 Commercial General Liability Insurance.

1. Commercial General Liability Insurance must be written on the current version of the ISO Occurrence form CG 00 01 07 98 or an equivalent form providing coverage at least as broad.
2. The policy must cover liability arising from premises and operations, XCU (explosions, underground, and collapse), independent contractors, products/completed operations, personal injury and advertising injury, bodily injury, property damage, and liability assumed under an insured's contract (including the tort liability of another assumed in a business contract).
3. There must be no endorsement or modification limiting the scope of coverage for either "insured vs. insured" claims or contractual liability. You must maintain the same or equivalent insurance for at least 10 years following completion of the Work.
4. All costs of defense must be outside the policy limits. Policy coverage must be in liability limits of not less than the following:

<u>General Annual Aggregate Limit</u>	<u>Limits of Liability</u>
Other than Products/Completed Operations	\$2,000,000
Products/Completed Operations Aggregate Limit	\$2,000,000
Personal Injury Limit	\$1,000,000
Each Occurrence	\$1,000,000

7-3.2.2 Commercial Automobile Liability Insurance.

1. You must provide a policy or policies of Commercial Automobile Liability Insurance written on the current version of the ISO form CA 00 01 12 90 or later version or equivalent form providing coverage at least as broad in the amount of \$1,000,000 combined single limit per accident, covering bodily injury and property damage for owned, non-owned, and hired automobiles (“Any Auto”).
2. All costs of defense must be outside the limits of the policy.

7-3.3 Rating Requirements. Except for the State Compensation Insurance Fund, all insurance required by this contract as described herein must be carried only by responsible insurance companies with a rating of, or equivalent to, at least “A-, VI” by A.M. Best Company, that are authorized by the California Insurance Commissioner to do business in the State, and that have been approved by the City.

7-3.3.1 Non-Admitted Carriers. The City will accept insurance provided by non-admitted, “surplus lines” carriers only if the carrier is authorized to do business in the State and is included on the List of Approved Surplus Lines Insurers (LASLI list).

All policies of insurance carried by non-admitted carriers must be subject to all of the requirements for policies of insurance provided by admitted carriers described herein.

7-3.4 Evidence of Insurance. Furnish to the City documents e.g., certificates of insurance and endorsements evidencing the insurance required herein, and furnish renewal documentation prior to expiration of this insurance. Each required document must be signed by the insurer or a person authorized by the insurer to bind coverage on its behalf. We reserve the right to require complete, certified copies of all insurance policies required herein.

7-3.5 Policy Endorsements.

7-3.5.1 Commercial General Liability Insurance.

7-3.5.1.1 Additional Insured.

- a) You must provide at your expense policy endorsement written on the current version of the ISO Occurrence form CG 20 10 11 85 or an equivalent form providing coverage at least as broad.
- b) To the fullest extent allowed by law e.g., California Insurance Code §11580.04, the policy must be endorsed to include the City and its respective elected officials, officers, employees, agents, and representatives as additional insured.

- c) The additional insured coverage for projects for which the Engineer's Estimate is \$1,000,000 or more must include liability arising out of: (a) Ongoing operations performed by you or on your behalf, (b) your products, (c) your work, e.g., your completed operations performed by you or on your behalf, or (d) premises owned, leased, controlled, or used by you.
- d) The additional insured coverage for projects for which the Engineer's Estimate is less than \$1,000,000 must include liability arising out of: (a) Ongoing operations performed by you or on your behalf, (b) your products, or (c) premises owned, leased, controlled, or used by you.

7-3.5.1.2 Primary and Non-Contributory Coverage. The policy must be endorsed to provide that the coverage with respect to operations, including the completed operations, if appropriate, of the Named Insured is primary to any insurance or self-insurance of the City and its elected officials, officers, employees, agents and representatives. Further, it must provide that any insurance maintained by the City and its elected officials, officers, employees, agents and representatives must be in excess of your insurance and must not contribute to it.

7-3.5.1.3 Project General Aggregate Limit. The policy or policies must be endorsed to provide a Designated Construction Project General Aggregate Limit that will apply only to the Work. Only claims payments which arise from the Work must reduce the Designated Construction Project General Aggregate Limit. The Designated Construction Project General Aggregate Limit must be in addition to the aggregate limit provided for the products-completed operations hazard.

7-3.5.2 Commercial Automobile Liability Insurance.

7-3.5.2.1 Additional Insured. Unless the policy or policies of Commercial Auto Liability Insurance are written on an ISO form CA 00 01 12 90 or a later version of this form or equivalent form providing coverage at least as broad, the policy must be endorsed to include the City and its respective elected officials, officers, employees, agents, and representatives as additional insured, with respect to liability arising out of automobiles owned, leased, hired or borrowed by you or on your behalf. This endorsement is limited to the obligations permitted by California Insurance Code §11580.04.

7-3.6 Deductibles and Self-Insured Retentions. You must pay for all deductibles and self-insured retentions. You must disclose deductibles and self-insured retentions to the City at the time the evidence of insurance is provided.

7-3.7 Reservation of Rights. The City reserves the right, from time to time, to review your insurance coverage, limits, deductibles and self-insured retentions to determine if they are acceptable to the City. The City will reimburse you, without overhead, profit, or any other markup, for the cost of additional premium for any coverage requested by the Engineer but not required by this contract.

7-3.8 Notice of Changes to Insurance. You must notify the City 30 days prior to any material change to the policies of insurance provided under this contract.

7-3.9 Excess Insurance. Policies providing excess coverage must follow the form of the primary policy or policies e.g., all endorsements.

7-4 WORKERS' COMPENSATION INSURANCE. DELETE in its entirety and SUBSTITUTE with the following:

7-4.1 Workers' Compensation Insurance and Employers Liability Insurance.

1. In accordance with the provisions of §3700 of the California Labor Code, you must provide at your expense Workers' Compensation Insurance and Employers Liability Insurance to protect you against all claims under applicable state workers compensation laws. The City, its elected officials, and employees will not be responsible for any claims in law or equity occasioned by your failure to comply with the requirements of this section.

2. Limits for this insurance must be not less than the following:

<u>Workers' Compensation</u>	<u>Statutory Employers Liability</u>
Bodily Injury by Accident	\$1,000,000 each accident
Bodily Injury by Disease	\$1,000,000 each employee
Bodily Injury by Disease	\$1,000,000 policy limit

3. By signing and returning the Contract you certify that you are aware of the provisions of §3700 of the Labor Code which require every employer to be insured against liability for worker's compensation or to undertake self-insurance in accordance with the provisions of that code and you must comply with such provisions before commencing the Work as required by §1861 of the California Labor Code.

7-4.1.1 Waiver of Subrogation. The policy or policies must be endorsed to provide that the insurer will waive all rights of subrogation against the City, and its respective elected officials, officers, employees, agents, and representatives for losses paid under the terms of the policy or policies and which arise from work performed by the Named Insured for the City.

7-8.6 Water Pollution Control. ADD the following:

1. Based on a preliminary assessment by the City, the Contract is subject to WPCP.

7-10.2.5 Traffic Control Signs and Notices for Resurfacing and Slurry Sealing. To item 1 of the City Supplement, ADD the following:

The "NO PARKING – TOW-AWAY ZONE" shall include "NO DRIVING" on streets that are closed to all traffic during construction. For each street segment, in addition to resurfacing and slurry sealing, the Contractor shall post "NO PARKING" signs for any required preparatory work such as, but not limited to, asphalt pavement repair (mill & pave), crack seal, and tree trimming.

7-10.5.3 Steel Plate Covers. Table 7-10.5.3(A), REVISE the plate thickness for 5'-3" trench width to read 1 3/4".

7-15 INDEMNIFICATION AND HOLD HARMLESS AGREEMENT. To the City Supplement, fourth paragraph, last sentence, DELETE in its entirety and SUBSTITUTE with the following:

Your duty to indemnify and hold harmless does not include any claims or liability arising from the established active or sole negligence, or willful misconduct of the City, its officers, or employees.

7-16 **COMMUNITY LIASON.** To the City Supplement, DELETE in its entirety and SUSBTITUTE with the following:

ADD:

7-16 **COMMUNITY OUTREACH.**

7-16.1 **General.**

1. To ensure consistency with the City’s community outreach plan for the project, the City will work with the Contractor to inform the public (which includes, but is not limited to, property owners, renters, homeowners, business owners, recreational users, and other community members and stakeholders) of construction impacts. Efforts by the Contractor to mitigate construction impacts by communicating with the public require close coordination and cooperation with the City.
2. The Contractor will perform the community outreach activities required throughout the Contract Time.
3. The Contractor shall closely coordinate the Work with the businesses, institutions, residents and property owners impacted by the Project. Example duties of the Contractor include notification to the businesses, institutions and residents of the commencement of construction activities not less than 5 days in advance, coordination of access for vehicular and pedestrian traffic to businesses, institutions and residences impacted by the Project, reporting of Contractor activities at all Project progress meetings scheduled by the Engineer, attendance to the Project Pre-construction Meeting, attendance at 2 community meetings, response to community questions and complaints related to Contractor activities, and written documentation including logging in all inquiries and complaints received into the City’s Public Contact Log located on the City’s SDSHare site:

<http://sdshare/forums/ecp/PITS/picr/Lists/Public%20Contact%20Log/AllItems.aspx>
4. The Contractor shall execute the Information Security Policy Acknowledgement Form - For Non-City Employees within 15 days of the award of the Contract if:
 - a) The contact information for the Contractor is made available on any outreach materials or;
 - b) The Contractor will be the primary point of contact to resolve project related inquiries and complaints.
5. Electronic Communication.

All inquiries and complaints will be logged in to the City’s SDSHare site within 24 hours of receipt of inquiries and complaints.

Any updates or a resolution of inquiries, and complaints shall be documented in the City's SDSShare site within 24 hours.

Copies of email communications shall be saved on to the City's SDSShare site as individually as an Outlook Message Format (*.msg).

All graphics, photos, and other electronic files associated with the inquiries and or complaints shall be saved into the individual record.

6. **When specified in the Special Provisions**, present your Exclusive Community Liaison to the Engineer, in writing, within 15 days of the award of the Contract.

7-16.2 Submittals.

1. The Contractor shall submit to the Resident Engineer, for review and approval, all drafts of letters, notices, postcards, door hangers, signs, mailing lists, proposed addresses for hand-delivery, and any other notices and letters that are to be mailed and or distributed to the public.
 - a. Prior to distributing or mailing, the Contractor shall submit final drafts of letters, notices, postcards, door hangers, signs, and any other notices and letters to the Resident Engineer for final review and approval.
 - b. After distributing or mailing, the Contractor shall submit verification of delivery and any copies of returned notices to the Resident Engineer.
2. The Contractor will use the City's SDSShare site to identify and summarize communications (via phone, in person, and email) with the public the within 24 hours of receipt, even if the Contractor's response to the individual is still incomplete. The Contractor will upload to the City's SDSShare site copies of all written, electronic, and verbal communications and conversations with the public.

7-16.3 Public Notice by Contractor.

1. Furnish and distribute public notices in the form of door hangers using the City's format to all occupants and/or property owners along streets where Work is to be performed at least 5 days before starting the Work as directed by the Resident Engineer.
2. For all Work on private property, contact each owner and occupant individually a minimum of 15 days prior to the Work. If the Work has been delayed, re-notify owners and occupants of the new Work schedule, as directed by the Resident Engineer.

7-16.4 Quality Assurance.

1. During the course of community outreach, the Contractor shall ensure the character of all persons that conduct community outreach (distributing door hangers, attending community meetings, interacting with the public, etc.), on behalf of the Contractor:

- a. Have the ability to speak and comprehend English and/or Spanish, as appropriate for the community or public they are informing,
- b. Possess and display easily verifiable and readable personal identification that identifies the person as an employee of the Contractor,
- c. Have the interpersonal skills to effectively, professionally, and tactfully represent the project, Contractor, and City to the public.

7-16.5 Communications with the Public.

1. The Contractor shall provide updates on construction impacts to the Resident Engineer. The Contractor shall notify the Resident Engineer in advance about time-sensitive construction impacts and may be required to distribute construction impact notices to the public on short notice.
2. The Contractor shall incorporate community outreach activities related to construction impacts in the baseline schedule and update the Resident Engineer with each week's submittal of the Three-Week Look Ahead Schedule.
3. At the request of the Resident Engineer, the Contractor shall attend and participate in project briefings at community meetings.
4. The Contractor shall coordinate with the Resident Engineer on all responses and actions taken to address public inquiries and complaints within 24-hours that they are received.

7-16.6 Communications with Media.

1. The City may allow members of the media access to its construction site(s) on a case-by-case basis only.
2. Occasionally, members of the media may show up at construction sites, uninvited. Members of the media (including, but not limited to newspaper, magazine, radio, television, bloggers, and videographers) do not have the legal right to be in the construction site without the City's permission.
3. In the event media representatives arrive near or on the construction site(s), the Contractor shall keep them off the site(s), in a courteous and professional manner, until a Public Information Officer is available to meet them at an approved location.
4. The Contractor shall report all members of the media visits to the Resident Engineer as quickly as possible, so that the City's Public Information Officer can meet with the members of the media at the construction site(s).
5. If the City allows members of the media to access a construction site, the Contractor shall allow the City to escort the media representatives while they are on the construction site and shall ensure their safety.

6. The Contractor shall require media representatives to sign in and out of the Site Visitor Log and to use Personal Protective Equipment.
7. The Contractor has a right to speak to members of the media about its company and its role on the project. All other questions shall be referred to the City.

7-16.7 Exclusive Community Liaison Services. If directed to conduct Exclusive Community Liaison Services, the Contractor shall retain an Exclusive Community Liaison for the Project whose sole responsibilities will be as follows:

1. Develop a contact list of community, tenants, property owners, and agencies with a stake in the project.
2. Notify businesses, institutions, property owners, and residents of the commencement of construction activities and utility service interruptions not less than 5 days in advance.
3. Coordinate access for vehicular and pedestrian traffic to businesses, institutions and residences impacted by the Project.
4. Prepare and present of materials in coordination with the Resident Engineer (the City's standards and guidelines for the communication materials are available for review by Bidders by sending a request to the Contract Specialist).
5. Respond to community questions and complaints related to Contractor activities.
6. Write, edit, update, or produce brochures, pamphlets and news releases.
7. Provide standard telephone inquiries and e-mail responses:
 - a) Respond to telephone calls and e-mails from the public.
 - b) Record calls and e-mails on the City's SDSShare site.
8. Report Exclusive Community Liaison activities at all progress meetings scheduled by the Resident Engineer.
9. Attendance at pre-construction, community and stakeholders meetings.

7-16.7.1 Exclusive Community Liaison Work Plan. The Work plan for the Exclusive Community Liaison shall address the items of Work specified in these specifications. Present your Exclusive Community Liaison and submit your exclusive community outreach plan (in writing) as **specified in the Special Provisions** within 15 days of the Award of the Contract.

7-16.8 Payment. The Payment for the community outreach and public notices is included in the various Bid items. The payment for exclusive community liaison is in the bid item for "Exclusive Community Liaison Services" when provided as a separate Bid item." If no Bid item has been provided the payment is included in the various Bid items.

7-20 ELECTRONIC COMMUNICATION. ADD the following:

Virtual Project Manager will be used on this contract.

SECTION 8 - FACILITIES FOR AGENCY PERSONNEL

8-2 FIELD OFFICE FACILITIES. To the City Supplement, DELETE in its entirety.

SECTION 9 - MEASUREMENT AND PAYMENT

9-3.2.5 Withholding of Payment. To the City Supplement, item i), DELETE in its entirety and SUBSTITUTE with the following:

- i) Your failure to comply with 7-2.3, "PAYROLL RECORDS" and 2-16, "CONTRACTOR REGISTRATION AND ELECTRONIC REPORTING SYSTEM."

ADD:

9-3.7 Compensation Adjustments for Price Index Fluctuations. This Contract is subject to the provisions of The WHITEBOOK for Compensation Adjustments for Price Index Fluctuations for the paving asphalt.

SECTION 203 – BITUMINOUS MATERIALS

203-15 RUBBER POLYMER MODIFIED SLURRY (RPMS). To the City Supplement, CORRECT section numbering as follows:

OLD SECTION NUMBER	TITLE	NEW SECTION NUMBER
203-15	RUBBER POLYMER MODIFIED SLURRY (RPMS)	203-16
203-15.1	General	203-16.1
203-15.2	Materials	203-16.2
203-15.3	Composition and Grading	203-16.3
203-15.4	Mix Design	203-16.4

ADD the following:

RPMS shall be used on this contract.

**SECTION 214 – TRAFFIC STRIPING, CURB AND PAVEMENT MARKINGS, AND
PAVEMENT MARKERS**

214-1 **GENERAL.** ADD the following:

Materials for traffic striping, pavement markers, pavement markings, and devices for this contract shall be in accordance with the Standard Specifications, State of California, Business, Transportation and Housing Agency, Department of Transportation, 2010 edition and the current MUTCD. Pertinent SUPPLEMENTARY SPECIAL PROVISIONS can be found in the Contract Appendix.

**SECTION 301 – TREATED SOIL, SUBGRADE PREPARATION, AND PLACEMENT OF
BASE MATERIALS**

301-1.7 **Payment.** To the City Supplement, ADD the following:

Payment for raising appurtenance to grade, including manhole, valve and monument cover, or monument, shall be made at the Contract unit price for each appurtenance raised.

SECTION 302 – ROADWAY SURFACING

302-1.12 **Payment.** To the City Supplement, ADD the following:

4. No additional payment shall be made for milling, grinding, or saw cutting PCC or other material.

302-3 **PREPARATORY REPAIR WORK.** To the City Supplement, DELETE in its entirety and SUBSTITUTE with the following:

302-3 **PREPARATORY REPAIR WORK.**

1. Prior to roadway resurfacing or the application of slurry, the Contractor shall complete all necessary preparation and repair work to the road segment e.g., tree trimming, weed spray, weed abatement, crack sealing, asphalt repair, hump removal, miscellaneous asphalt patching, removal of raised pavement markers, removal of pavement markings, etc. and as specified in the Special Provisions.
2. Preparatory work shall include, but not be limited to, tree trimming, weed spray, weed abatement, crack sealing, asphalt repair i.e., mill and pave, hump removal, miscellaneous asphalt patching, removal of raised pavement markers, removal of pavement markings, etc.
3. The Contractor shall repair areas of distressed asphalt concrete pavement by milling or removing damaged areas of pavement to a minimum depth of 2” for Residential streets, and a minimum depth of 3” for all others to expose firm and unyielding pavement. The Contractor shall prepare subgrade as needed and install a minimum of 2” for residential streets, and a minimum of 3” for all

others, of compacted asphalt concrete pavement over compacted native material as directed by the Engineer.

4. If, in order to achieve the minimum specified depth, the base material is exposed, the material shall be compacted to 95% relative compaction to a depth 10” below the finished grade (dig out). Compaction tests shall be made to ensure compliance with the specifications. The Engineer will determine when and where the test will occur. The City will pay for the soils testing required by the Engineer, which meets the required compaction. The Contractor shall reimburse the City for the cost of retesting failing compaction tests. If additional base material is required, the Contractor shall use Class 2 Aggregate Base in accordance with 200-2.2, “Crushed Aggregate Base.”
5. Recycled base material shall conform to Crushed Miscellaneous Base Material in accordance with 200-2.4, “Crushed Miscellaneous Aggregate Base.”
6. Prior to replacing asphalt, the area shall be cleaned by removing all loose and damaged material, moisture, dirt, and other foreign matter and shall be tack coated in accordance with 302-5.4 “Tack Coat.”
7. The Contractor shall install new asphalt within the repair area or for patches in accordance with 302-5, “ASPHALT CONCRETE PAVEMENT.” Asphalt concrete shall be C2-PG 64-10 in compliance with 400-4, “ASPHALT CONCRETE.”
8. No preparatory asphalt work shall be done when the atmospheric temperature is below 50 °F or during unsuitable weather.
9. Following the asphalt placement, the Contractor shall roll the entire area of new asphalt in both directions at least twice. The finished patch shall be level and smooth in compliance with 302-5.6.2 “Density and Smoothness.” After placement and compaction of the asphalt patch, the Contractor shall seal all finished edges with a 4” wide continuous band of SS-1H.
10. The minimum dimension for each individual repair shall be 4’ x 4’ and shall be subject to the following conditions:
 - a) If the base material is exposed to achieve the required minimum removal thickness, the base material shall be prepared conforming to 301-1, “SUBGRADE PREPARATION.”
 - b) When additional base material is required, then the contractor shall use Class 2 Aggregate Base in accordance with 200-2.2, “Crushed Aggregate Base.” Recycled base material shall conform to Crushed Miscellaneous Base Material in accordance with 200-2.4, “Crushed Miscellaneous Base.”
 - c) The Contractor may use grinding as a method for removal of deteriorated pavement when the areas indicated for removal are large enough (a minimum of the machine drum width) and when approved by the Engineer.

- d) For both scheduled and unscheduled base repairs, failed areas may be removed by milling or by excavation provided that the edges are cut cleanly with a saw. The areas shall be cleaned and tack coated in accordance with 302-5.4, "Tack Coat" before replacing the asphalt. The areas for scheduled repairs have been marked on the street.

302-3.1 Asphalt Patching.

1. Asphalt patching shall consist of patching potholes, gutter-line erosion, and other low spots in the pavement that are deeper than ½" per 302-5.6.2, "Density and Smoothness." These areas are generally smaller and more isolated than those areas in need of mill and pave.
2. The areas requiring patching have been identified in the Contract Documents, marked on the streets, or as directed by the Engineer. The Contractor shall identify any new areas that may require patching prior to slurry work to ensure the smoothness and quality of the finished product.
3. The Contractor shall identify and repair any areas that may require patching, prior to the placement of slurry seal for smooth finished product.
4. Asphalt overlay shall not be applied over deteriorated pavement. Preparatory asphalt work shall be completed and approved by the Engineer before proceeding with asphalt overlay.
5. The Contractor shall remove distressed asphalt pavement either by saw cutting or milling, to expose firm and unyielding pavement; prepare subgrade (as needed); and install compacted asphalt concrete pavement over compacted native material as directed by the Engineer.
6. Prior to replacing asphalt, the area shall be cleaned and tack coated per 302-5.4, "Tack Coat".
7. Following the asphalt placement, the Contractor shall roll the entire patch in both directions covering the patch at least twice.
8. After placement and compaction of the asphalt patch, the Contractor shall seal all finished edges with a 4" wide continuous band of SS-1H.
9. Base repairs shall not exceed 20% RAP in content.

302-3.2 Payment.

1. Payment for replacement of existing pavement when required shall be included in the unit bid price for Asphalt Pavement repair for the total area replaced and no additional payment shall be made regardless of the number of replacements completed. No payment shall be made for areas of over excavation or outside trench areas in utility works unless previously approved by the Engineer. No payment for pavement replacement will be made when the damage is due to the Contractor's failure to protect existing improvements. The Contractor shall reimburse the City for the cost of retesting all failing compaction tests.

2. The areas and quantities shown on the road segments and in appendices are given only for the Contractor's aid in planning the Work and preparing Bids. The Engineer will designate the limits to be removed and these designated areas shall be considered to take precedent over the area shown in an Appendix to the Contract Documents. The quantities shown in the appendices are based on a street assessment survey and may vary.
3. At the end of each day, the Contractor shall submit to the Engineer an itemized list of the asphalt pavement repair work completed. The list shall include the location of the work and the exact square footage of the repair.
4. Preparatory repair work and tack coating will be paid at the Contract unit price per ton for Asphalt Pavement Repair. No payment shall be made for areas of over excavation unless previously approved by the Engineer.
5. Milling shall be included in the Bid item for Asphalt Pavement Repair unless separate Bid item has been provided.
6. Payment for miscellaneous asphalt patching shall be included in the Contract unit price for slurry and no additional payment shall be made therefore.

302-4.12.4 Measurement and Payment. To the City Supplement second paragraph, ADD the following:

The Unit Bid price for RPMS shall include additional sweepings post slurry seal application regardless of number and no additional payment shall be made for sweeping.

302-5.1.1 Damaged AC Pavement Replacement. To the City Supplement, DELETE in its entirety.

302-5.1.2 Measurement and Payment. To the City Supplement, DELETE in its entirety.

302-14.5 Payment. To the City Supplement, DELETE in its entirety and SUBSTITUTE the following:

The payment for Crack Seal shall be paid at the Contract unit price per linear feet as shown on the Bid. The unit price for Crack Seal shall include the removal of vegetation and weeds, cleaning and sealing.

SECTION 314 – TRAFFIC STRIPING, CURB AND PAVEMENT MARKINGS, AND PAVEMENT MARKERS

314-1 GENERAL. ADD the following:

Methods for traffic striping, pavement markers, pavement markings, and devices for this contract shall be in accordance with the Standard Specifications, State of California, Business, Transportation and Housing Agency, Department of Transportation, 2010 edition and the current MUTCD. Pertinent SUPPLEMENTARY SPECIAL PROVISIONS can be found in the Contract Appendix.

SECTION 701 – WATER POLLUTION CONTROL

701-11 **POST-CONSTRUCTION REQUIREMENTS.** To the City Supplement, second paragraph, ADD the following:

Comply with the following post-construction requirements:

Inlet Markers

SECTION 705 – WATER DISCHARGES

705-2.6.1 **General.** Paragraph (3), CORRECT reference to Section 803 to read “Section 703.”

705-2.6.3 **Community Health and Safety Plan.** To the City Supplement, DELETE in its entirety and SUBSTITUTE with the following:

705-2.6.3 **Community Health and Safety Plan.** See 703-2, “Community Health and Safety Plan.”

END OF SUPPLEMENTARY SPECIAL PROVISIONS (SSP)

SUPPLEMENTARY SPECIAL PROVISIONS

APPENDICES

APPENDIX A

Fire Hydrant Meter Program

CITY OF SAN DIEGO CALIFORNIA DEPARTMENT INSTRUCTIONS	NUMBER DI 55.27	DEPARTMENT Water Department
SUBJECT FIRE HYDRANT METER PROGRAM (FORMERLY: CONSTRUCTION METER PROGRAM)	PAGE 1 OF 10	EFFECTIVE DATE October 15, 2002
	SUPERSEDES DI 55.27	DATED April 21, 2000

1. **PURPOSE**

- 1.1 To establish a Departmental policy and procedure for issuance, proper usage and charges for fire hydrant meters.

2. **AUTHORITY**

- 2.1 All authorities and references shall be current versions and revisions.
- 2.2 San Diego Municipal Code (NC) Chapter VI, Article 7, Sections 67.14 and 67.15
- 2.3 Code of Federal Regulations, Safe Drinking Water Act of 1986
- 2.4 California Code of Regulations, Titles 17 and 22
- 2.5 California State Penal Code, Section 498B.0
- 2.6 State of California Water Code, Section 110, 500-6, and 520-23
- 2.7 Water Department Director

Reference

- 2.8 State of California Guidance Manual for Cross Connection Programs
- 2.9 American Water Works Association Manual M-14, Recommended Practice for Backflow Prevention
- 2.10 American Water Works Association Standards for Water Meters
- 2.11 U.S.C. Foundation for Cross Connection Control and Hydraulic Research Manual

3. **DEFINITIONS**

- 3.1 **Fire Hydrant Meter:** A portable water meter which is connected to a fire hydrant for the purpose of temporary use. (These meters are sometimes referred to as Construction Meters.)

CITY OF SAN DIEGO CALIFORNIA DEPARTMENT INSTRUCTIONS	NUMBER DI 55.27	DEPARTMENT Water Department
SUBJECT FIRE HYDRANT METER PROGRAM (FORMERLY: CONSTRUCTION METER PROGRAM)	PAGE 2 OF 10	EFFECTIVE DATE October 15, 2002
	SUPERSEDES DI 55.27	DATED April 21, 2000

- 3.2 **Temporary Water Use:** Water provided to the customer for no longer than twelve (12) months.
- 3.3 **Backflow Preventor:** A Reduced Pressure Principal Assembly connected to the outlet side of a Fire Hydrant Meter.

4. **POLICY**

- 4.1 The Water Department shall collect a deposit from every customer requiring a fire hydrant meter and appurtenances prior to providing the meter and appurtenances (see Section 7.1 regarding the Fees and Deposit Schedule). The deposit is refundable upon the termination of use and return of equipment and appurtenances in good working condition.
- 4.2 Fire hydrant meters will have a 2 ½" swivel connection between the meter and fire hydrant. The meter shall not be connected to the 4" port on the hydrant. All Fire Hydrant Meters issued shall have a Reduced Pressure Principle Assembly (RP) as part of the installation. Spanner wrenches are the only tool allowed to turn on water at the fire hydrant.
- 4.3 The use of private hydrant meters on City hydrants is prohibited, with exceptions as noted below. All private fire hydrant meters are to be phased out of the City of San Diego. All customers who wish to continue to use their own fire hydrant meters must adhere to the following conditions:
 - a. Meters shall meet all City specifications and American Water Works Association (AWWA) standards.
 - b. Customers currently using private fire hydrant meters in the City of San Diego water system will be allowed to continue using the meter under the following conditions:
 - 1. The customer must submit a current certificate of accuracy and calibration results for private meters and private backflows annually to the City of San Diego, Water Department, Meter Shop.

CITY OF SAN DIEGO CALIFORNIA DEPARTMENT INSTRUCTIONS	NUMBER DI 55.27	DEPARTMENT Water Department
SUBJECT FIRE HYDRANT METER PROGRAM (FORMERLY: CONSTRUCTION METER PROGRAM)	PAGE 3 OF 10	EFFECTIVE DATE October 15, 2002
	SUPERSEDES DI 55.27	DATED April 21, 2000

2. The meter must be properly identifiable with a clearly labeled serial number on the body of the fire hydrant meter. The serial number shall be plainly stamped on the register lid and the main casing. Serial numbers shall be visible from the top of the meter casing and the numbers shall be stamped on the top of the inlet casing flange.
3. All meters shall be locked to the fire hydrant by the Water Department, Meter Section (see Section 4.7).
4. All meters shall be read by the Water Department, Meter Section (see Section 4.7).
5. All meters shall be relocated by the Water Department, Meter Section (see Section 4.7).
6. These meters shall be tested on the anniversary of the original test date and proof of testing will be submitted to the Water Department, Meter Shop, on a yearly basis. If not tested, the meter will not be allowed for use in the City of San Diego.
7. All private fire hydrant meters shall have backflow devices attached when installed.
8. The customer must maintain and repair their own private meters and private backflows.
9. The customer must provide current test and calibration results to the Water Department, Meter Shop after any repairs.
10. When private meters are damaged beyond repair, these private meters will be replaced by City owned fire hydrant meters.

CITY OF SAN DIEGO CALIFORNIA DEPARTMENT INSTRUCTIONS	NUMBER DI 55.27	DEPARTMENT Water Department
SUBJECT FIRE HYDRANT METER PROGRAM (FORMERLY: CONSTRUCTION METER PROGRAM)	PAGE 4 OF 10	EFFECTIVE DATE October 15, 2002
	SUPERSEDES DI 55.27	DATED April 21, 2000

11. When a private meter malfunctions, the customer will be notified and the meter will be removed by the City and returned to the customer for repairs. Testing and calibration results shall be given to the City prior to any re-installation.
 12. The register shall be hermetically sealed straight reading and shall be readable from the inlet side. Registration shall be in hundred cubic feet.
 13. The outlet shall have a 2 ½ “National Standards Tested (NST) fire hydrant male coupling.
 14. Private fire hydrant meters shall not be transferable from one contracting company to another (i.e. if a company goes out of business or is bought out by another company).
- 4.4 All fire hydrant meters and appurtenances shall be installed, relocated and removed by the City of San Diego, Water Department. All City owned fire hydrant meters and appurtenances shall be maintained by the City of San Diego, Water Department, Meter Services.
- 4.5 If any fire hydrant meter is used in violation of this Department Instruction, the violation will be reported to the Code Compliance Section for investigation and appropriate action. Any customer using a fire hydrant meter in violation of the requirements set forth above is subject to fines or penalties pursuant to the Municipal Code, Section 67.15 and Section 67.37.
- 4.6 Conditions and Processes for Issuance of a Fire Hydrant Meter**
- Process for Issuance
- a. Fire hydrant meters shall only be used for the following purposes:
 1. Temporary irrigation purposes not to exceed one year.

CITY OF SAN DIEGO CALIFORNIA DEPARTMENT INSTRUCTIONS	NUMBER DI 55.27	DEPARTMENT Water Department
SUBJECT FIRE HYDRANT METER PROGRAM (FORMERLY: CONSTRUCTION METER PROGRAM)	PAGE 5 OF 10	EFFECTIVE DATE October 15, 2002
	SUPERSEDES DI 55.27	DATED April 21, 2000

2. Construction and maintenance related activities (see Tab 2).
 - b. No customer inside or outside the boundaries of the City of San Diego Water Department shall resell any portion of the water delivered through a fire hydrant by the City of San Diego Water Department.
 - c. The City of San Diego allows for the issuance of a temporary fire hydrant meter for a period not to exceed 12 months (365 days). An extension can only be granted in writing from the Water Department Director for up to 90 additional days. A written request for an extension by the consumer must be submitted at least 30 days prior to the 12 month period ending. No extension shall be granted to any customer with a delinquent account with the Water Department. No further extensions shall be granted.
 - d. Any customer requesting the issuance of a fire hydrant meter shall file an application with the Meter Section. The customer must complete a "Fire Hydrant Meter Application" (Tab 1) which includes the name of the company, the party responsible for payment, Social Security number and/or California ID, requested location of the meter (a detailed map signifying an exact location), local contact person, local phone number, a contractor's license (or a business license), description of specific water use, duration of use at the site and full name and address of the person responsible for payment.
 - e. At the time of the application the customer will pay their fees according to the schedule set forth in the Rate Book of Fees and Charges, located in the City Clerk's Office. All fees must be paid by check, money order or cashiers check, made payable to the City Treasurer. Cash will not be accepted.
 - f. No fire hydrant meters shall be furnished or relocated for any customer with a delinquent account with the Water Department.
 - g. After the fees have been paid and an account has been created, the

CITY OF SAN DIEGO CALIFORNIA DEPARTMENT INSTRUCTIONS	NUMBER DI 55.27	DEPARTMENT Water Department
SUBJECT FIRE HYDRANT METER PROGRAM (FORMERLY: CONSTRUCTION METER PROGRAM)	PAGE 6 OF 10	EFFECTIVE DATE October 15, 2002
	SUPERSEDES DI 55.27	DATED April 21, 2000

meter shall be installed within 48 hours (by the second business day). For an additional fee, at overtime rates, meters can be installed within 24 hours (within one business day).

4.7 Relocation of Existing Fire Hydrant Meters

- a. The customer shall call the Fire Hydrant Meter Hotline (herein referred to as “Hotline”), a minimum of 24 hours in advance, to request the relocation of a meter. A fee will be charged to the existing account, which must be current before a work order is generated for the meter’s relocation.
- b. The customer will supply in writing the address where the meter is to be relocated (map page, cross street, etc). The customer must update the original Fire Hydrant Meter Application with any changes as it applies to the new location.
- c. Fire hydrant meters shall be read on a monthly basis. While fire hydrant meters and backflow devices are in service, commodity, base fee and damage charges, if applicable, will be billed to the customer on a monthly basis. If the account becomes delinquent, the meter will be removed.

4.8 Disconnection of Fire Hydrant Meter

- a. After ten (10) months a “Notice of Discontinuation of Service” (Tab 3) will be issued to the site and the address of record to notify the customer of the date of discontinuance of service. An extension can only be granted in writing from the Water Department Director for up to 90 additional days (as stated in Section 4.6C) and a copy of the extension shall be forwarded to the Meter Shop Supervisor. If an extension has not been approved, the meter will be removed after twelve (12) months of use.
- b. Upon completion of the project the customer will notify the Meter Services office via the Hotline to request the removal of the fire hydrant meter and appurtenances. A work order will be generated

CITY OF SAN DIEGO CALIFORNIA DEPARTMENT INSTRUCTIONS	NUMBER DI 55.27	DEPARTMENT Water Department
SUBJECT FIRE HYDRANT METER PROGRAM (FORMERLY: CONSTRUCTION METER PROGRAM)	PAGE 7 OF 10	EFFECTIVE DATE October 15, 2002
	SUPERSEDES DI 55.27	DATED April 21, 2000

for removal of the meter.

- c. Meter Section staff will remove the meter and backflow prevention assembly and return it to the Meter Shop. Once returned to the Meter Shop the meter and backflow will be tested for accuracy and functionality.
- d. Meter Section Staff will contact and notify Customer Services of the final read and any charges resulting from damages to the meter and backflow or its appurtenance. These charges will be added on the customer's final bill and will be sent to the address of record. Any customer who has an outstanding balance will not receive additional meters.
- e. Outstanding balances due may be deducted from deposits and any balances refunded to the customer. Any outstanding balances will be turned over to the City Treasurer for collection. Outstanding balances may also be transferred to any other existing accounts.

5. **EXCEPTIONS**

- 5.1 Any request for exceptions to this policy shall be presented, in writing, to the Customer Support Deputy Director, or his/her designee for consideration.

6. **MOBILE METER**

- 6.1 Mobile meters will be allowed on a case by case basis. All mobile meters will be protected by an approved backflow assembly and the minimum requirement will be a Reduced Pressure Principal Assembly. The two types of Mobile Meters are vehicle mounted and floating meters. Each style of meters has separate guidelines that shall be followed for the customer to retain service and are described below:

- a) **Vehicle Mounted Meters:** Customer applies for and receives a City owned Fire Hydrant Meter from the Meter Shop. The customer mounts the meter on the vehicle and brings it to the Meter Shop for

CITY OF SAN DIEGO CALIFORNIA DEPARTMENT INSTRUCTIONS	NUMBER DI 55.27	DEPARTMENT Water Department
SUBJECT FIRE HYDRANT METER PROGRAM (FORMERLY: CONSTRUCTION METER PROGRAM)	PAGE 8 OF 10	EFFECTIVE DATE October 15, 2002
	SUPERSEDES DI 55.27	DATED April 21, 2000

inspection. After installation is approved by the Meter Shop the vehicle and meter shall be brought to the Meter Shop on a monthly basis for meter reading and on a quarterly basis for testing of the backflow assembly. Meters mounted at the owner's expense shall have the one year contract expiration waived and shall have meter or backflow changed if either fails.

b) **Floating Meters:** Floating Meters are meters that are not mounted to a vehicle. **(Note: All floating meters shall have an approved backflow assembly attached.)** The customer shall submit an application and a letter explaining the need for a floating meter to the Meter Shop. The Fire Hydrant Meter Administrator, after a thorough review of the needs of the customer, (i.e. number of jobsites per day, City contract work, lack of mounting area on work vehicle, etc.), may issue a floating meter. At the time of issue, it will be necessary for the customer to complete and sign the "Floating Fire Hydrant Meter Agreement" which states the following:

- 1) The meter will be brought to the Meter Shop at 2797 Caminito Chollas, San Diego on the third week of each month for the monthly read by Meter Shop personnel.
- 2) Every other month the meter will be read and the backflow will be tested. This date will be determined by the start date of the agreement.

If any of the conditions stated above are not met the Meter Shop has the right to cancel the contract for floating meter use and close the account associated with the meter. The Meter Shop will also exercise the right to refuse the issuance of another floating meter to the company in question.

Any Fire Hydrant Meter using reclaimed water shall not be allowed use again with any potable water supply. The customer shall incur the cost of replacing the meter and backflow device in this instance.

CITY OF SAN DIEGO CALIFORNIA DEPARTMENT INSTRUCTIONS	NUMBER DI 55.27	DEPARTMENT Water Department
SUBJECT FIRE HYDRANT METER PROGRAM (FORMERLY: CONSTRUCTION METER PROGRAM)	PAGE 9 OF 10	EFFECTIVE DATE October 15, 2002
	SUPERSEDES DI 55.27	DATED April 21, 2000

7. **FEE AND DEPOSIT SCHEDULES**

7.1 **Fees and Deposit Schedules:** The fees and deposits, as listed in the Rate Book of Fees and Charges, on file with the Office of the City Clerk, are based on actual reimbursement of costs of services performed, equipment and materials. These deposits and fees will be amended, as needed, based on actual costs. Deposits, will be refunded at the end of the use of the fire hydrant meter, upon return of equipment in good working condition and all outstanding balances on account are paid. Deposits can also be used to cover outstanding balances.

All fees for equipment, installation, testing, relocation and other costs related to this program are subject to change without prior notification. The Mayor and Council will be notified of any future changes.

8. **UNAUTHORIZED USE OF WATER FROM A HYDRANT**

8.1 Use of water from any fire hydrant without a properly issued and installed fire hydrant meter is theft of City property. Customers who use water for unauthorized purposes or without a City of San Diego issued meter will be prosecuted.

8.2 If any unauthorized connection, disconnection or relocation of a fire hydrant meter, or other connection device is made by anyone other than authorized Water Department personnel, the person making the connection will be prosecuted for a violation of San Diego Municipal Code, Section 67.15. In the case of a second offense, the customer's fire hydrant meter shall be confiscated and/or the deposit will be forfeited.

8.3 Unauthorized water use shall be billed to the responsible party. Water use charges shall be based on meter readings, or estimates when meter readings are not available.

8.4 In case of unauthorized water use, the customer shall be billed for all applicable charges as if proper authorization for the water use had been obtained, including but not limited to bi-monthly service charges, installation charges and removal charges.

CITY OF SAN DIEGO CALIFORNIA DEPARTMENT INSTRUCTIONS	NUMBER DI 55.27	DEPARTMENT Water Department
SUBJECT FIRE HYDRANT METER PROGRAM (FORMERLY: CONSTRUCTION METER PROGRAM)	PAGE 10 OF 10	EFFECTIVE DATE October 15, 2002
	SUPERSEDES DI 55.27	DATED April 21, 2000

- 8.5 If damage occurs to Water Department property (i.e. fire hydrant meter, backflow, various appurtenances), the cost of repairs or replacements will be charged to the customer of record (applicant).

**Larry Gardner
Water Department Director**

- Tabs: 1. Fire Hydrant Meter Application
2. Construction & Maintenance Related Activities With No Return To Sewer
3. Notice of Discontinuation of Service

APPENDIX

Administering Division: Customer Support Division

Subject Index: Construction Meters
Fire Hydrant
Fire Hydrant Meter Program
Meters, Floating or Vehicle Mounted
Mobile Meter
Program, Fire Hydrant Meter

Distribution: DI Manual Holders



Application for Fire Hydrant Meter (EXHIBIT A)

(For Office Use Only)

NS REQ	FAC#
DATE	BY

METER SHOP (619) 527-7449

Meter Information

Application Date	Requested Install Date:
------------------	-------------------------

Fire Hydrant Location: (Attach Detailed Map//Thomas Bros. Map Location or Construction drawing.) Zip:	T.B.	G.B. (CITY USE)
Specific Use of Water:		
Any Return to Sewer or Storm Drain, if so, explain:		
Estimated Duration of Meter Use:		Check Box if Reclaimed Water

Company Information

Company Name:			
Mailing Address:			
City:	State:	Zip:	Phone: ()
*Business license#		*Contractor license#	
A Copy of the Contractor's license OR Business License is required at the time of meter issuance.			
Name and Title of Billing Agent: <small>(PERSON IN ACCOUNTS PAYABLE)</small>			Phone: ()
Site Contact Name and Title:			Phone: ()
Responsible Party Name:			Title:
Cal ID#			Phone: ()
Signature:		Date:	
<small>Guarantees Payment of all Charges Resulting from the use of this Meter. Insures that employees of this Organization understand the proper use of Fire Hydrant Meter</small>			

Fire Hydrant Meter Removal Request	Requested Removal Date:
Provide Current Meter Location if Different from Above:	
Signature:	Title: Date:
Phone: ()	Pager: ()

<input type="checkbox"/> City Meter	<input type="checkbox"/> Private Meter
Contract Acct #:	Deposit Amount: \$ 936.00 Fees Amount: \$ 62.00
Meter Serial #	Meter Size: 05 Meter Make and Style: 6-7
Backflow #	Backflow Size: Backflow Make and Style:
Name:	Signature: Date:

WATER USES WITHOUT ANTICIPATED CHARGES FOR RETURN TO SEWER

Auto Detailing
Backfilling
Combination Cleaners (Vactors)
Compaction
Concrete Cutters
Construction Trailers
Cross Connection Testing
Dust Control
Flushing Water Mains
Hydro Blasting
Hydro Seeing
Irrigation (for establishing irrigation only; not continuing irrigation)
Mixing Concrete
Mobile Car Washing
Special Events
Street Sweeping
Water Tanks
Water Trucks
Window Washing

Note:

1. If there is any return to sewer or storm drain, then sewer and/or storm drain fees will be charges.

Date

Name of Responsible Party
Company Name and Address
Account Number: _____

Subject: Discontinuation of Fire Hydrant Meter Service

Dear Water Department Customer:

The authorization for use of Fire Hydrant Meter # _____, located at (*Meter Location Address*) ends in 60 days and will be removed on or after (*Date Authorization Expires*). Extension requests for an additional 90 days must be submitted in writing for consideration 30 days prior to the discontinuation date. If you require an extension, please contact the Water Department, or mail your request for an extension to:

City of San Diego
Water Department
Attention: Meter Services
2797 Caminito Chollas
San Diego, CA 92105-5097

Should you have any questions regarding this matter, please call the Fire Hydrant Hotline at (619) _____ - _____.

Sincerely,

Water Department

APPENDIX B

Materials Typically Accepted by Certificate of Compliance

Materials Typically Accepted by Certificate of Compliance

1. Soil amendment
2. Fiber mulch
3. PVC or PE pipe up to 16 inch diameter
4. Stabilizing emulsion
5. Lime
6. Preformed elastomeric joint seal
7. Plain and fabric reinforced elastomeric bearing pads
8. Steel reinforced elastomeric bearing pads
9. Waterstops (Special Condition)
10. Epoxy coated bar reinforcement
11. Plain and reinforcing steel
12. Structural steel
13. Structural timber and lumber
14. Treated timber and lumber
15. Lumber and timber
16. Aluminum pipe and aluminum pipe arch
17. Corrugated steel pipe and corrugated steel pipe arch
18. Structural metal plate pipe arches and pipe arches
19. Perforated steel pipe
20. Aluminum underdrain pipe
21. Aluminum or steel entrance tapers, pipe downdrains, reducers, coupling bands and slip joints
22. Metal target plates
23. Paint (traffic striping)
24. Conductors
25. Painting of electrical equipment
26. Electrical components
27. Engineering fabric
28. Portland Cement
29. PCC admixtures
30. Minor concrete, asphalt
31. Asphalt (oil)
32. Liquid asphalt emulsion
33. Epoxy

APPENDIX C

Sample City Invoice

City of San Diego, Field Engineering Div., 9485 Aero Drive, SD CA 92123						Contractor's Name:					
Project Name:						Contractor's Address:					
Work Order No or Job Order No.											
City Purchase Order No.						Contractor's Phone #:			Invoice No.		
Resident Engineer (RE):						Contractor's Fax #:			Invoice Date:		
RE Phone#:		RE Fax#:				Contact Name:			Billing Period:		
Item #	Item Description	Contract Authorization				Previous Estimate		This Estimate		Totals to Date	
		Unit	Qty	Price	Extension	%/QTY	Amount	% / QTY	Amount	% / QTY	Amount
1	2 Parallel 4" PVC C900	LF	1,380	\$34.00	\$46,920.00						
2	48" Primary Steel Casing	LF	500	\$1,000.00	\$500,000.00						
3	2 Parallel 12" Secondary Steel	LF	1,120	\$53.00	\$59,360.00						
4	Construction and Rehab of PS 49	LS	1	\$150,000.00	\$150,000.00						
5	Demo	LS	1	\$14,000.00	\$14,000.00						
6	Install 6' High Chain Link Fence	LS	1	\$5,600.00	\$5,600.00						
7	General Site Restoration	LS	1	\$3,700.00	\$3,700.00						
8	10" Gravity Sewer	LF	10	\$292.00	\$2,920.00						
9	4" Blow Off Valves	EA	2	\$9,800.00	\$19,600.00						
10	Bonds	LS	1	\$16,000.00	\$16,000.00						
11	Field Orders	AL	1	80,000	\$80,000.00						
11.1	Field Order 1	LS	5,500	\$1.00	\$5,500.00						
11.2	Field Order 2	LS	7,500	\$1.00	\$7,500.00						
11.3	Field Order 3	LS	10,000	\$1.00	\$10,000.00						
11.4	Field Order 4	LS	6,500	\$1.00	\$6,500.00						
12	Certified Payroll	LS	1	\$1,400.00	\$1,400.00						
CHANGE ORDERS											
Change Order 1		4,890									
Items 1-4					\$11,250.00						
Item 5-Deduct Bid Item 3		LF	120	-\$53.00	(\$6,360.00)						
Change Order 2		160,480									
Items 1-3					\$95,000.00						
Item 4 Deduct Bid Item 1		LF	380	-\$340.00	(\$12,920.00)						
Item 5-Encrease bid Item 9		LF	8	\$9,800.00	\$78,400.00						
Change Order 3 (Close Out)		-121,500									
Item 1 Deduct Bid Item 3			53	-500.00	(\$26,500.00)						
Item 2 Deduct Bid Item 4		LS	-1	45,000.00	(\$45,000.00)						
Items 3-9			1	-50,500.00	(\$50,500.00)						
SUMMARY								Total This	\$ -	Total Billed	\$0.00
A. Original Contract Amount						Retention and/or Escrow Payment Schedule					
B. Approved Change Order 1 Thru 3						Total Retention Required as of this billing					
C. Total Authorized Amount (A+B)						Previous Retention Withheld in PO or in Escrow					
D. Total Billed to Date						Add'l Amt to Withhold in PO/Transfer in Escrow:					
E. Less Total Retention (5% of D)						Amt to Release to Contractor from PO/Escrow:					
F. Less Total Previous Payments											
G. Payment Due Less Retention						Contractor Signature and Date:					
H. Remaining Authorized Amount											

APPENDIX D

Location List

APPENDIX **D**

PROPOSED WORK FOR: FY14-S3

TB Map Page	Street Name	From	To	Council District	Functional Class	Length	Width	Area	Trash Day
1208-H4	GLEDOVER LN	GRANBY WY	WORCHESTER PL	6	Residential	212 ft	32 ft	6784 ft ²	
	Hump Removal	AC Repair Area	0 ft ²	Crack Seal	678 ft				
	Inlet Marker	AC Repair	0 ton						
	Inlet Protection								
	Traffic Loops @								
	Comments								
1208-H4	GRANBY WY	SCHILLING AV	GLEDOVER LN	6	Residential	440 ft	30 ft	13200 ft ²	
	Hump Removal	AC Repair Area	0 ft ²	Crack Seal	1320 ft				
	Inlet Marker 2 ea	AC Repair	0 ton						
	Inlet Protection 2 ea								
	Traffic Loops @								
	Comments								
1208-H4	WORCHESTER PL	GLEDOVER LN	END	6	Residential	230 ft	30 ft	6900 ft ²	
	Hump Removal	AC Repair Area	0 ft ²	Crack Seal	690 ft				
	Inlet Marker	AC Repair	0 ton						
	Inlet Protection								
	Traffic Loops @								
	Comments								

Filter (Work Order Number is equal to "FY14-S3")
 Sort [..\Thomas Bros Map Page] Ascending

TB Map Page	Street Name	From	To	Council District	Functional Class	Length	Width	Area	Trash Day
1208-H4	WESTLEIGH PL	LANSFORD LN	PENRIDGE ST	6	Residential	320 ft	30 ft	9600 ft ²	
	Hump Removal	AC Repair Area	0 ft ²	Crack Seal	960 ft				
	Inlet Marker	AC Repair	0 ton						
	Inlet Protection								
	Traffic Loops @								
	Comments	TYPE 1 RPMS							
1208-H4	GLENDOVER LN	SCHILLING AV	GRANBY WY	6	Residential	450 ft	32 ft	14400 ft ²	
	Hump Removal	AC Repair Area	0 ft ²	Crack Seal	1440 ft				
	Inlet Marker	AC Repair	0 ton						
	Inlet Protection								
	Traffic Loops @								
	Comments								
1208-H4	KENSLEY WY	LANSFORD LN	PENRIDGE ST	6	Residential	345 ft	30 ft	10350 ft ²	
	Hump Removal	AC Repair Area	300	Crack Seal	1035 ft				
	Inlet Marker	AC Repair	24						
	Inlet Protection								
	Traffic Loops @								
	Comments								
1208-H4	GLENDOVER LN	WORCHESTER PL	END	6	Residential	508 ft	32 ft	16256 ft ²	
	Hump Removal	AC Repair Area	0 ft ²	Crack Seal	1626 ft				
	Inlet Marker	AC Repair	0 ton						
	Inlet Protection								
	Traffic Loops @								
	Comments								

Filter (Work Order Number is equal to "FY14-S3")
Sort [..\Thomas Bros Map Page] Ascending

TB Map Page	Street Name	From	To	Council District	Functional Class	Length	Width	Area	Trash Day
1208-H4	LANSFORD LN	WESTLEIGH PL	KENSLEY WY	6	Residential	422 ft	30 ft	12660 ft ²	
	Hump Removal	AC Repair Area	0 ft ²	Crack Seal	1266 ft				
	Inlet Marker 2 ea	AC Repair	0 ton						
	Inlet Protection 2 ea								
	Traffic Loops @								
	Comments								
1208-J3	PENARA ST	PENARA CT	END	6	Residential	370 ft	36 ft	13320 ft ²	
	Hump Removal	AC Repair Area	0 ft ²	Crack Seal	1332 ft				
	Inlet Marker 2 ea	AC Repair	0 ton						
	Inlet Protection 2 ea								
	Traffic Loops @								
	Comments								
1208-J4	PENRIDGE ST	WESTLEIGH PL	KENSLEY WY	6	Residential	324 ft	40 ft	12960 ft ²	
	Hump Removal	AC Repair Area	0 ft ²	Crack Seal	1296 ft				
	Inlet Marker	AC Repair	0 ton						
	Inlet Protection								
	Traffic Loops @								
	Comments	TYPE 1 RPMS							
1208-J4	PENARA ST	KEMERTON RD	CALSTON WY	6	Residential	410 ft	36 ft	14760 ft ²	
	Hump Removal	AC Repair Area	0 ft ²	Crack Seal	1476 ft				
	Inlet Marker	AC Repair	0 ton						
	Inlet Protection								
	Traffic Loops @								
	Comments								

Filter (Work Order Number is equal to "FY14-S3")
Sort [..\Thomas Bros Map Page] Ascending

TB Map Page	Street Name	From	To	Council District	Functional Class	Length	Width	Area	Trash Day
1208-J4	PENARA ST	BLAKSTAD CT	PENARA CT	6	Residential	370 ft	36 ft	13320 ft ²	
	Hump Removal	AC Repair Area	0 ft ²	Crack Seal	1332 ft				
	Inlet Marker	AC Repair	0 ton						
	Inlet Protection								
	Traffic Loops @								
	Comments								
1208-J4	WALLINGFORD RD	ADERMAN AV	WALLINGFORD CT	6	Residential	130 ft	32 ft	4160 ft ²	
	Hump Removal	AC Repair Area	0 ft ²	Crack Seal	416 ft				
	Inlet Marker	AC Repair	0 ton						
	Inlet Protection								
	Traffic Loops @								
	Comments								
1208-J4	BLAKSTAD CT	PENARA ST	END	6	Residential	310 ft	30 ft	9300 ft ²	
	Hump Removal	AC Repair Area	0 ft ²	Crack Seal	930 ft				
	Inlet Marker	AC Repair	0 ton						
	Inlet Protection								
	Traffic Loops @								
	Comments								
1208-J4	CALSTON WY	CALSTON PL	PENARA ST	6	Residential	265 ft	36 ft	9540 ft ²	
	Hump Removal	AC Repair Area	0 ft ²	Crack Seal	954 ft				
	Inlet Marker 2 ea	AC Repair	0 ton						
	Inlet Protection 2 ea								
	Traffic Loops @								
	Comments								

Filter (Work Order Number is equal to "FY14-S3")
Sort [..\Thomas Bros Map Page] Ascending

TB Map Page	Street Name	From	To	Council District	Functional Class	Length	Width	Area	Trash Day
1208-J4	ADERMAN AV	CHINON CR	FARGATE TR	6	Residential	640 ft	40 ft	25600 ft ²	
	Hump Removal	AC Repair Area	300 ft ²	Crack Seal	2560 ft				
	Inlet Marker 2 ea	AC Repair	24 ton						
	Inlet Protection 2 ea								
	Traffic Loops @								
	Comments TYPE I RPMS								
1208-J4	TUSCANY LN	CHINON CR	END	6	Residential	180 ft	30 ft	5400 ft ²	
	Hump Removal	AC Repair Area	0 ft ²	Crack Seal	540 ft				
	Inlet Marker	AC Repair	0 ton						
	Inlet Protection								
	Traffic Loops @								
	Comments								
1208-J4	ADERMAN AV	FARGATE TR	SCHILLING AV	6	Residential	200 ft	40 ft	8000 ft ²	
	Hump Removal	AC Repair Area	0 ft ²	Crack Seal	800 ft				
	Inlet Marker 2 ea	AC Repair	0 ton						
	Inlet Protection 2 ea								
	Traffic Loops @								
	Comments TYPE I RPMS								
1208-J4	WALLINGFORD RD	CHINON CR	END	6	Residential	505 ft	32 ft	16160 ft ²	
	Hump Removal	AC Repair Area	0 ft ²	Crack Seal	1616 ft				
	Inlet Marker	AC Repair	0 ton						
	Inlet Protection								
	Traffic Loops @								
	Comments								

TB Map Page	Street Name	From	To	Council District	Functional Class	Length	Width	Area	Trash Day
1208-J4	KEMERTON RD	WESTLEIGH PL	SCHILLING AV	6	Residential	435 ft	32 ft	13920 ft ²	
	Hump Removal	AC Repair Area	300 ft ²	Crack Seal	1392 ft				
	Inlet Marker	AC Repair	24 ton						
	Inlet Protection								
	Traffic Loops @								
	Comments								
1208-J4	WALLINGFORD CT	BEGIN	WALLINGFORD RD	6	Residential	92 ft	30 ft	2760 ft ²	
	Hump Removal	AC Repair Area	0 ft ²	Crack Seal	276 ft				
	Inlet Marker	AC Repair	0 ton						
	Inlet Protection								
	Traffic Loops @								
	Comments								
1208-J4	CALSTON WY	PENARA ST	PENARA ST	6	Residential	955 ft	36 ft	34380 ft ²	
	Hump Removal	AC Repair Area	0 ft ²	Crack Seal	3438 ft				
	Inlet Marker	AC Repair	0 ton						
	Inlet Protection								
	Traffic Loops @								
	Comments								
1208-J4	PENRIDGE ST	KENSLEY WY	SCHILLING AV	6	Residential	242 ft	30 ft	7260 ft ²	
	Hump Removal	AC Repair Area	0 ft ²	Crack Seal	726 ft				
	Inlet Marker	AC Repair	0 ton						
	Inlet Protection								
	Traffic Loops @								
	Comments	TYPE I RPMS							

TB Map Page	Street Name	From	To	Council District	Functional Class	Length	Width	Area	Trash Day
1208-J4	WESTLEIGH PL	PENRIDGE ST	KEMERTON RD	6	Residential	300 ft	32 ft	9600 ft ²	
	Hump Removal	AC Repair Area	0 ft ²	Crack Seal	960 ft				
	Inlet Marker 2 ea	AC Repair	0 ton						
	Inlet Protection 2 ea								
	Traffic Loops @								
	Comments								
1208-J4	PENARA CT	PENARA ST	END	6	Residential	200 ft	30 ft	6000 ft ²	
	Hump Removal	AC Repair Area	0 ft ²	Crack Seal	600 ft				
	Inlet Marker 2 ea	AC Repair	0 ton						
	Inlet Protection 2 ea								
	Traffic Loops @								
	Comments								
1208-J4	PENARA ST	CALSTON WY	PENARA PL	6	Residential	250 ft	36 ft	9000 ft ²	
	Hump Removal	AC Repair Area	480 ft ²	Crack Seal	900 ft				
	Inlet Marker	AC Repair	38 ton						
	Inlet Protection								
	Traffic Loops @								
	Comments								
1208-J4	PENARA PL	PENARA ST	END	6	Residential	185 ft	30 ft	5550 ft ²	
	Hump Removal	AC Repair Area	0 ft ²	Crack Seal	555 ft				
	Inlet Marker	AC Repair	0 ton						
	Inlet Protection								
	Traffic Loops @								
	Comments	TYPE I RPMS							

TB Map Page	Street Name	From	To	Council District	Functional Class	Length	Width	Area	Trash Day
1208-J4	BROOKHOLLOW CT	DABNEY DR	END	6	Residential	300 ft	30 ft	9000 ft ²	
	Hump Removal	AC Repair Area	0 ft ²	Crack Seal	900 ft				
	Inlet Marker	AC Repair	0 ton						
	Inlet Protection								
	Traffic Loops @								
	Comments								
1208-J4	PENARA ST	PENARA PL	KEMERTON RD	6	Residential	225 ft	36 ft	8100 ft ²	
	Hump Removal	AC Repair Area	0 ft ²	Crack Seal	810 ft				
	Inlet Marker	AC Repair	0 ton						
	Inlet Protection								
	Traffic Loops @								
	Comments								
1208-J4	WALLINGFORD RD	WALLINGFORD CT	CHINON CR	6	Residential	630 ft	32 ft	20160 ft ²	
	Hump Removal	AC Repair Area	0 ft ²	Crack Seal	2016 ft				
	Inlet Marker 2 ea	AC Repair	0 ton						
	Inlet Protection 2 ea								
	Traffic Loops @								
	Comments								
1208-J4	FARGATE TR	ADERMAN AV	END	6	Residential	312 ft	30 ft	9360 ft ²	
	Hump Removal	AC Repair Area	0 ft ²	Crack Seal	936 ft				
	Inlet Marker	AC Repair	0 ton						
	Inlet Protection								
	Traffic Loops @								
	Comments								

Filter (Work Order Number is equal to "FY14-S3")
Sort [..\Thomas Bros Map Page] Ascending

TB Map Page	Street Name	From	To	Council District	Functional Class	Length	Width	Area	Trash Day
1208-J4	ADERMAN AV	DABNEY DR	WALLINGFORD RD	6	Residential	180 ft	40 ft	7200 ft ²	
	Hump Removal	AC Repair Area	120 ft ²	Crack Seal	720 ft				
	Inlet Marker	AC Repair	10 ton						
	Inlet Protection								
	Traffic Loops @								
	Comments TYPE I RPMS								
1208-J4	DABNEY DR	BROOKHOLLOW CT	ADERMAN AV	6	Residential	404 ft	40 ft	16160 ft ²	
	Hump Removal	AC Repair Area	0 ft ²	Crack Seal	1616 ft				
	Inlet Marker 2 ea	AC Repair	0 ton						
	Inlet Protection 2 ea								
	Traffic Loops @								
	Comments TYPE I RPMS								
1208-J4	CHINON CR	ADERMAN AV	TUSCANY LN	6	Residential	380 ft	32 ft	12160 ft ²	
	Hump Removal	AC Repair Area	0 ft ²	Crack Seal	1216 ft				
	Inlet Marker	AC Repair	0 ton						
	Inlet Protection								
	Traffic Loops @								
	Comments								
1208-J4	CALSTON PL	BEGIN	CALSTON WY	6	Residential	130 ft	30 ft	3900 ft ²	
	Hump Removal	AC Repair Area	0 ft ²	Crack Seal	390 ft				
	Inlet Marker	AC Repair	0 ton						
	Inlet Protection								
	Traffic Loops @								
	Comments								

Filter (Work Order Number is equal to "FY14-S3")
Sort [..\Thomas Bros Map Page] Ascending

TB Map Page	Street Name	From	To	Council District	Functional Class	Length	Width	Area	Trash Day
1208-J4	PENARA ST	CALSTON WY	BLAKSTAD CT	6	Residential	250 ft	36 ft	9000 ft ²	
	Hump Removal	AC Repair Area	450 ft ²	Crack Seal	900 ft				
	Inlet Marker	AC Repair	36 ton						
	Inlet Protection								
	Traffic Loops @								
	Comments								
1208-J4	ADERMAN AV	WALLINGFORD RD	CHINON CR	6	Residential	300 ft	40 ft	12000 ft ²	
	Hump Removal	AC Repair Area	600 ft ²	Crack Seal	1200 ft				
	Inlet Marker	AC Repair	12 ton						
	Inlet Protection								
	Traffic Loops @								
	Comments	TYPE I RPMS							
1208-J4	PENRIDGE ST	MIRA MESA BL	WESTLEIGH PL	6	Residential	195 ft	40 ft	7800 ft ²	
	Hump Removal	AC Repair Area	0 ft ²	Crack Seal	780 ft				
	Inlet Marker	AC Repair	0 ton						
	Inlet Protection								
	Traffic Loops @								
	Comments	TYPE I RPMS							
1208-J4	KEMERTON RD	SCHILLING AV	PENARA ST	6	Residential	440 ft	36 ft	15840 ft ²	
	Hump Removal	AC Repair Area	0 ft ²	Crack Seal	1584 ft				
	Inlet Marker	AC Repair	0 ton						
	Inlet Protection								
	Traffic Loops @								
	Comments								

TB Map Page	Street Name	From	To	Council District	Functional Class	Length	Width	Area	Trash Day
1208-J4	CALSTON WY	SCHILLING AV	CALSTON PL	6	Residential	160 ft	36 ft	5760 ft ²	
	Hump Removal	AC Repair Area	0 ft ²	Crack Seal	576 ft				
	Inlet Marker	AC Repair	0 ton						
	Inlet Protection								
	Traffic Loops @								
	Comments								
1208-J4	CHINON CR	TUSCANY LN	WALLINGFORD RD	6	Residential	590 ft	32 ft	18880 ft ²	
	Hump Removal	AC Repair Area	0 ft ²	Crack Seal	1888 ft				
	Inlet Marker	AC Repair	0 ton						
	Inlet Protection								
	Traffic Loops @								
	Comments								
1208-J5	KAMWOOD ST	KAMWOOD PL	KAMWOOD CT	6	Residential	300 ft	30 ft	9000 ft ²	
	Hump Removal	AC Repair Area	0 ft ²	Crack Seal	900 ft				
	Inlet Marker	AC Repair	0 ton						
	Inlet Protection								
	Traffic Loops @								
	Comments	TYPE I RPMS							
1208-J5	KAMWOOD ST	KEOKI ST	KAMWOOD PL	6	Residential	230 ft	30 ft	6900 ft ²	
	Hump Removal	AC Repair Area	0 ft ²	Crack Seal	690 ft				
	Inlet Marker	AC Repair	0 ton						
	Inlet Protection								
	Traffic Loops @								
	Comments	TYPE I RPMS							

TB Map Page	Street Name	From	To	Council District	Functional Class	Length	Width	Area	Trash Day
1208-J5	CLAUSER ST	BEGIN	DANCY RD	6	Residential	630 ft	32 ft	20160 ft ²	
	Hump Removal	AC Repair Area	0 ft ²	Crack Seal	2016 ft				
	Inlet Marker 1 ea	AC Repair	0 ton						
	Inlet Protection 1 ea								
	Traffic Loops @								
	Comments TYPE I RPMS								
1208-J5	KEOKI ST	KAMWOOD ST	KEOKI CT	6	Residential	270 ft	36 ft	9720 ft ²	
	Hump Removal	AC Repair Area	60 ft ²	Crack Seal	972 ft				
	Inlet Marker	AC Repair	5 ton						
	Inlet Protection								
	Traffic Loops @								
	Comments TYPE I RPMS								
1208-J5	FLANDERS DR	CAM SANTA FE	KEOKI ST	6	Major	875 ft	68 ft	59500 ft ²	
	Hump Removal	AC Repair Area	900 ft ²	Crack Seal	5950 ft				
	Inlet Marker	AC Repair	71 ton						
	Inlet Protection								
	Traffic Loops @ 12 ea								
	Comments								
1208-J5	DANCY PL	DANCY RD	END	6	Residential	170 ft	30 ft	5100 ft ²	
	Hump Removal	AC Repair Area		Crack Seal	510 ft				
	Inlet Marker	AC Repair							
	Inlet Protection								
	Traffic Loops @								
	Comments								

Filter (Work Order Number is equal to "FY14-S3")
Sort [..\Thomas Bros Map Page] Ascending

TB Map Page	Street Name	From	To	Council District	Functional Class	Length	Width	Area	Trash Day
1208-J5	KAMWOOD ST	KAMWOOD CT	FLANDERS DR	6	Residential	575 ft	30 ft	17250 ft ²	
	Hump Removal	AC Repair Area	0 ft ²	Crack Seal	1725 ft				
	Inlet Marker	AC Repair	0 ton						
	Inlet Protection								
	Traffic Loops @								
	Comments TYPE I RPMS								
1208-J5	BOLIN ST	BEGIN	DANCY RD	6	Residential	155 ft	30 ft	4650 ft ²	
	Hump Removal	AC Repair Area	0 ft ²	Crack Seal	465 ft				
	Inlet Marker	AC Repair	0 ton						
	Inlet Protection								
	Traffic Loops @								
	Comments								
1208-J5	KEOKI ST	DANCY RD	KAMWOOD ST	6	Residential	265 ft	36 ft	9540 ft ²	
	Hump Removal	AC Repair Area	0 ft ²	Crack Seal	954 ft				
	Inlet Marker 2 ea	AC Repair	0 ton						
	Inlet Protection 2 ea								
	Traffic Loops @								
	Comments TYPE I RPMS								
1208-J5	NORTHROP DR	OSGOOD WY	KAUFMAN WY	6	Residential	247 ft	36 ft	8892 ft ²	
	Hump Removal	AC Repair Area	0 ft ²	Crack Seal	889 ft				
	Inlet Marker 1 ea	AC Repair	0 ton						
	Inlet Protection 1 ea								
	Traffic Loops @								
	Comments								

Filter (Work Order Number is equal to "FY14-S3")
Sort [..\Thomas Bros Map Page] Ascending

TB Map Page	Street Name	From	To	Council District	Functional Class	Length	Width	Area	Trash Day
1208-J5	KAMWOOD CT	KAMWOOD ST	END	6	Residential	425 ft	30 ft	12750 ft ²	
	Hump Removal	AC Repair Area	0 ft ²	Crack Seal	1275 ft				
	Inlet Marker	AC Repair	0 ton						
	Inlet Protection	1 ea							
	Traffic Loops @								
	Comments	TYPE I RPMS							
1208-J5	FLANDERS DR	KAMWOOD ST	DANCY RD	6	Major	250 ft	25 ft	6250 ft ²	
	Hump Removal	AC Repair Area		Crack Seal	625 ft				
	Inlet Marker	AC Repair	2 ea						
	Inlet Protection	2 ea							
	Traffic Loops @								
	Comments								
1208-J5	NORTHRUP DR	BEGIN	OSGOOD WY	6	Residential	405 ft	36 ft	14580 ft ²	
	Hump Removal	AC Repair Area	0 ft ²	Crack Seal	1458 ft				
	Inlet Marker	AC Repair	1 ea						
	Inlet Protection	1 ea							
	Traffic Loops @								
	Comments								
1208-J5	TILTON ST	BEGIN	DANCY RD	6	Residential	660 ft	36 ft	23760 ft ²	
	Hump Removal	AC Repair Area	0 ft ²	Crack Seal	2376 ft				
	Inlet Marker	AC Repair	1 ea						
	Inlet Protection	1 ea							
	Traffic Loops @								
	Comments	TYPE I RPMS							

Filter (Work Order Number is equal to "FY14-S3")
Sort [..\Thomas Bros Map Page] Ascending

TB Map Page	Street Name	From	To	Council District	Functional Class	Length	Width	Area	Trash Day
1208-J5	FLANDERS DR	DANCY RD	PENROD LN	6	Major	360 ft	25 ft	9000 ft ²	
	Hump Removal	AC Repair Area	400	Crack Seal	900 ft				
	Inlet Marker	AC Repair	32						
	Inlet Protection								
	Traffic Loops @								
	Comments								
1208-J5	FLANDERS DR	PENROD LN	CHEVIOT CT	6	Major	300 ft	25 ft	7500 ft ²	
	Hump Removal	AC Repair Area	750	Crack Seal	750 ft				
	Inlet Marker 2 ea	AC Repair	59						
	Inlet Protection 2 ea								
	Traffic Loops @								
	Comments								
1208-J5	PRESLEY ST	BEGIN	DANCY RD	6	Residential	190 ft	30 ft	5700 ft ²	
	Hump Removal	AC Repair Area	0 ft ²	Crack Seal	570 ft				
	Inlet Marker	AC Repair	0 ton						
	Inlet Protection								
	Traffic Loops @								
	Comments								
1208-J5	KAMWOOD PL	KAMWOOD ST	END	6	Residential	480 ft	30 ft	14400 ft ²	
	Hump Removal	AC Repair Area	60 ft ²	Crack Seal	1440 ft				
	Inlet Marker	AC Repair	5 ton						
	Inlet Protection								
	Traffic Loops @								
	Comments	TYPE I RPMS							

TB Map Page	Street Name	From	To	Council District	Functional Class	Length	Width	Area	Trash Day
1208-J5	KEOKI ST	KEOKI CT	FLANDERS DR	6	Residential	249 ft	36 ft	8964 ft ²	
	Hump Removal	AC Repair Area	0 ft ²	Crack Seal	896 ft				
	Inlet Marker	AC Repair	0 ton						
	Inlet Protection								
	Traffic Loops @								
	Comments TYPE I RPMS								
1208-J5	KAMWOOD ST	BEGIN	KEOKI ST	6	Residential	260 ft	30 ft	7800 ft ²	
	Hump Removal	AC Repair Area	100 ft ²	Crack Seal	780 ft				
	Inlet Marker	AC Repair	8 ton						
	Inlet Protection								
	Traffic Loops @								
	Comments TYPE I RPMS								
1208-J5	FLANDERS DR	KEOKI ST	KAMWOOD ST	6	Major	900 ft	40 ft	36000 ft ²	
	Hump Removal	AC Repair Area	0 ft ²	Crack Seal	3600 ft				
	Inlet Marker	AC Repair	0 ton						
	Inlet Protection								
	Traffic Loops @								
	Comments								
1208-J5	KEOKI CT	BEGIN	KEOKI ST	6	Residential	230 ft	30 ft	6900 ft ²	
	Hump Removal	AC Repair Area	0 ft ²	Crack Seal	690 ft				
	Inlet Marker	AC Repair	0 ton						
	Inlet Protection								
	Traffic Loops @								
	Comments TYPE I RPMS								

Filter (Work Order Number is equal to "FY14-S3")
Sort [..\Thomas Bros Map Page] Ascending

TB Map Page	Street Name	From	To	Council District	Functional Class	Length	Width	Area	Trash Day
1208-J6	OSGOOD WY	PARKDALE AV	NORTHRUP DR	6	Residential	1160 ft	36 ft	41760 ft ²	
	Hump Removal	AC Repair Area	0 ft ²	Crack Seal	4176 ft				
	Inlet Marker 1 ea	AC Repair	0 ton						
	Inlet Protection 1 ea								
	Traffic Loops @								
	Comments								
1209-A4	DANCY RD	FELLER CV	DANCY CT	6	Residential	320 ft	36 ft	11520 ft ²	
	Hump Removal	AC Repair Area	0 ft ²	Crack Seal	1152 ft				
	Inlet Marker	AC Repair	0 ton						
	Inlet Protection								
	Traffic Loops @								
	Comments								
1209-A4	DANCY RD	ADCOCK LN	PARKDALE AV	6	Residential	285 ft	36 ft	10260 ft ²	
	Hump Removal	AC Repair Area	0 ft ²	Crack Seal	1026 ft				
	Inlet Marker	AC Repair	0 ton						
	Inlet Protection								
	Traffic Loops @								
	Comments								
1209-A4	HANDEL CT	HANDEL WY	END	6	Residential	128 ft	36 ft	4608 ft ²	
	Hump Removal	AC Repair Area	0 ft ²	Crack Seal	461 ft				
	Inlet Marker	AC Repair	0 ton						
	Inlet Protection								
	Traffic Loops @								
	Comments								

TB Map Page	Street Name	From	To	Council District	Functional Class	Length	Width	Area	Trash Day
1209-A4	DABNEY DR	MIRA MESA BL	BROOKHOLLOW CT	6	Residential	1160 ft	40 ft	46400 ft ²	
	Hump Removal	AC Repair Area	3,200 ft ²	Crack Seal	4640 ft				
	Inlet Marker 2 ea	AC Repair	253 ton						
	Inlet Protection 2 ea								
	Traffic Loops @								
	Comments TYPE I RPMS. Contractor to coordinate with City Arborist through City RE for root removal/pruning inside digout areas								
1209-A4	FELLER CV	DANCY RD	END	6	Residential	250 ft	30 ft	7500 ft ²	
	Hump Removal	AC Repair Area	50 ft ²	Crack Seal	750 ft				
	Inlet Marker	AC Repair	4 ton						
	Inlet Protection								
	Traffic Loops @								
	Comments TYPE I RPMS								
1209-A4	HANDEL WY	ODELL RD	HANDEL CT	6	Residential	544 ft	36 ft	19584 ft ²	
	Hump Removal	AC Repair Area	0 ft ²	Crack Seal	1958 ft				
	Inlet Marker	AC Repair	0 ton						
	Inlet Protection								
	Traffic Loops @								
	Comments TYPE I RPMS								
1209-A4	DABNEY DR	FLANDERS DR	DANCY RD	6	Residential	260 ft	40 ft	10400 ft ²	
	Hump Removal	AC Repair Area	0 ft ²	Crack Seal	1040 ft				
	Inlet Marker	AC Repair	0 ton						
	Inlet Protection								
	Traffic Loops @								
	Comments TYPE I RPMS								

Filter (Work Order Number is equal to "FY14-S3")
Sort [..\Thomas Bros Map Page] Ascending

TB Map Page	Street Name	From	To	Council District	Functional Class	Length	Width	Area	Trash Day
1209-A4	DANCY RD	DANCY CT	ADCOCK LN	6	Residential	250 ft	36 ft	9000 ft ²	
	Hump Removal	AC Repair Area	0 ft ²	Crack Seal	900 ft				
	Inlet Marker	AC Repair	0 ton						
	Inlet Protection								
	Traffic Loops @								
	Comments								
1209-A4	ADCOCK LN	DANCY RD	GASTON DR	6	Residential	282 ft	36 ft	10152 ft ²	
	Hump Removal	AC Repair Area	0 ft ²	Crack Seal	1015 ft				
	Inlet Marker	AC Repair	0 ton						
	Inlet Protection								
	Traffic Loops @								
	Comments	TYPE I RPMS							
1209-A4	ODELL RD	PONDER WY	ODELL PL	6	Residential	238 ft	36 ft	8568 ft ²	
	Hump Removal	AC Repair Area	300 ft ²	Crack Seal	857 ft				
	Inlet Marker 2 ea	AC Repair	24 ton						
	Inlet Protection 2 ea								
	Traffic Loops @								
	Comments	TYPE I RPMS							
1209-A4	ODELL RD	CALICO ST	PONDER WY	6	Residential	282 ft	36 ft	10152 ft ²	
	Hump Removal	AC Repair Area	200 ft ²	Crack Seal	1015 ft				
	Inlet Marker 2 ea	AC Repair	16 ton						
	Inlet Protection 2 ea								
	Traffic Loops @								
	Comments	TYPE I RPMS							

TB Map Page	Street Name	From	To	Council District	Functional Class	Length	Width	Area	Trash Day
1209-A4	FLANDERS CV	FLANDERS DR	END	6	Residential	172 ft	38 ft	6536 ft ²	
	Hump Removal	AC Repair Area		Crack Seal	654 ft				
	Inlet Marker	AC Repair							
	Inlet Protection								
	Traffic Loops @								
	Comments								
1209-A4	DABNEY DR	DANCY RD	GASTON DR	6	Residential	520 ft	36 ft	18720 ft ²	
	Hump Removal	AC Repair Area	0 ft ²	Crack Seal	1872 ft				
	Inlet Marker	AC Repair	0 ton						
	Inlet Protection								
	Traffic Loops @								
	Comments	TYPE I RPMS							
1209-A4	DANCY RD	DABNEY DR	FELLER CV	6	Residential	250 ft	36 ft	9000 ft ²	
	Hump Removal	AC Repair Area	0 ft ²	Crack Seal	900 ft				
	Inlet Marker 1 ea	AC Repair	0 ton						
	Inlet Protection 1 ea								
	Traffic Loops @								
	Comments								
1209-A4	DABNEY DR	GASTON DR	MIRA MESA BL	6	Residential	178 ft	40 ft	7120 ft ²	
	Hump Removal	AC Repair Area	0 ft ²	Crack Seal	712 ft				
	Inlet Marker 2 ea	AC Repair	0 ton						
	Inlet Protection 2 ea								
	Traffic Loops @								
	Comments	TYPE I RPMS							

TB Map Page	Street Name	From	To	Council District	Functional Class	Length	Width	Area	Trash Day
1209-A4	ODELL RD	DANCY RD	HANDEL WY	6	Residential	295 ft	36 ft	10620 ft ²	
	Hump Removal	AC Repair Area	0 ft ²	Crack Seal	1062 ft				
	Inlet Marker	AC Repair	0 ton						
	Inlet Protection								
	Traffic Loops @								
	Comments TYPE I RPMS								
1209-A4	DANCY CT	DANCY RD	END	6	Residential	140 ft	30 ft	4200 ft ²	
	Hump Removal	AC Repair Area	0 ft ²	Crack Seal	420 ft				
	Inlet Marker	AC Repair	0 ton						
	Inlet Protection								
	Traffic Loops @								
	Comments TYPE I RPMS								
1209-A4	PONDER WY	ODELL RD	HANDEL CT	6	Residential	1150 ft	36 ft	41400 ft ²	
	Hump Removal	AC Repair Area	0 ft ²	Crack Seal	4140 ft				
	Inlet Marker	AC Repair	0 ton						
	Inlet Protection								
	Traffic Loops @								
	Comments TYPE I RPMS								
1209-A4	ODELL RD	ODELL PL	DANCY RD	6	Residential	252 ft	36 ft	9072 ft ²	
	Hump Removal	AC Repair Area	300 ft ²	Crack Seal	907 ft				
	Inlet Marker	AC Repair	24 ton						
	Inlet Protection								
	Traffic Loops @								
	Comments TYPE I RPMS								

Filter (Work Order Number is equal to "FY14-S3")
Sort [..\Thomas Bros Map Page] Ascending

TB Map Page	Street Name	From	To	Council District	Functional Class	Length	Width	Area	Trash Day
1209-A4	CALICO ST	PARKDALE AV	ODELL RD	6	Residential	270 ft	36 ft	9720 ft ²	
	Hump Removal	AC Repair Area		Crack Seal	972 ft				
	Inlet Marker 1 ea	AC Repair							
	Inlet Protection 1 ea								
	Traffic Loops @								
	Comments								
1209-A4	HANDEL WY	BEGIN	ODELL RD	6	Residential	132 ft	36 ft	4752 ft ²	
	Hump Removal	AC Repair Area	0 ft ²	Crack Seal	475 ft				
	Inlet Marker	AC Repair	0 ton						
	Inlet Protection								
	Traffic Loops @								
	Comments	TYPE I RPMS							
1209-A4	GASTON DR	ADCOCK LN	END	6	Residential	240 ft	36 ft	8640 ft ²	
	Hump Removal	AC Repair Area	0 ft ²	Crack Seal	864 ft				
	Inlet Marker	AC Repair	0 ton						
	Inlet Protection								
	Traffic Loops @								
	Comments	TYPE I RPMS							
1209-A4	GASTON DR	DABNEY DR	ADCOCK LN	6	Residential	702 ft	36 ft	25272 ft ²	
	Hump Removal	AC Repair Area	0 ft ²	Crack Seal	2527 ft				
	Inlet Marker	AC Repair	0 ton						
	Inlet Protection								
	Traffic Loops @								
	Comments	TYPE I RPMS							

Filter (Work Order Number is equal to "FY14-S3")
Sort [..\Thomas Bros Map Page] Ascending

TB Map Page	Street Name	From	To	Council District	Functional Class	Length	Width	Area	Trash Day
1209-A4	DANCY RD	PARKDALE AV	ODELL RD	6	Residential	220 ft	36 ft	7920 ft ²	
	Hump Removal	AC Repair Area		Crack Seal	792 ft				
	Inlet Marker	AC Repair							
	Inlet Protection								
	Traffic Loops @								
	Comments								
1209-A4	DANCY RD	ODELL RD	END	6	Residential	330 ft	30 ft	9900 ft ²	
	Hump Removal	AC Repair Area	1,388	Crack Seal	990 ft				
	Inlet Marker	AC Repair	110						
	Inlet Protection								
	Traffic Loops @								
	Comments								
1209-A4	ODELL PL	ODELL RD	END	6	Residential	85 ft	36 ft	3060 ft ²	
	Hump Removal	AC Repair Area	1,000 ft ²	Crack Seal	306 ft				
	Inlet Marker	AC Repair	79 ton						
	Inlet Protection								
	Traffic Loops @								
	Comments	TYPE I RPMS							
1209-A5	EMBRY WY	EMBRY PT	BACADI DR	6	Residential	230 ft	36 ft	8280 ft ²	
	Hump Removal	AC Repair Area	0 ft ²	Crack Seal	828 ft				
	Inlet Marker	AC Repair	0 ton						
	Inlet Protection								
	Traffic Loops @								
	Comments								

TB Map Page	Street Name	From	To	Council District	Functional Class	Length	Width	Area	Trash Day
1209-A5 KAISER PL	BEGIN	PORT ROYALE DR		6	Residential	110 ft	50 ft	5500 ft ²	
Hump Removal		AC Repair Area	0 ft ²	Crack Seal	550 ft				
Inlet Marker		AC Repair	0 ton						
Inlet Protection									
Traffic Loops @									
Comments									
1209-A5 KNIGHT DR	NORTHRUP DR	BACADI DR		6	Residential	291 ft	36 ft	10476 ft ²	
Hump Removal		AC Repair Area	0 ft ²	Crack Seal	1048 ft				
Inlet Marker		AC Repair	0 ton						
Inlet Protection									
Traffic Loops @									
Comments									
1209-A5 PORT ROYALE CV	BEGIN	PORT ROYALE DR		6	Residential	80 ft	65 ft	5200 ft ²	
Hump Removal		AC Repair Area	0 ft ²	Crack Seal	520 ft				
Inlet Marker		AC Repair	0 ton						
Inlet Protection									
Traffic Loops @									
Comments									
1209-A5 GOLD COAST DR	HEMPHILL DR	TRAILS END CR		6	Prime	570 ft	40 ft	22800 ft ²	
Hump Removal		AC Repair Area	0 ft ²	Crack Seal	2280 ft				
Inlet Marker		AC Repair	0 ton						
Inlet Protection									
Traffic Loops @									
Comments									

TB Map Page	Street Name	From	To	Council District	Functional Class	Length	Width	Area	Trash Day
1209-A5	PORT ROYALE DR	KAISER PL	KIBLER DR	6	Residential	366 ft	36 ft	13176 ft ²	
	Hump Removal	AC Repair Area	525 ft ²	Crack Seal	1318 ft				
	Inlet Marker	AC Repair	42 ton						
	Inlet Protection								
	Traffic Loops @								
	Comments								
1209-A5	NORTHRUP DR	CANRIGHT WY	PARKDALE AV	6	Residential	336 ft	40 ft	13440 ft ²	
	Hump Removal	AC Repair Area	0 ft ²	Crack Seal	1344 ft				
	Inlet Marker	AC Repair	0 ton						
	Inlet Protection								
	Traffic Loops @								
	Comments								
1209-A5	HEMPHILL DR	GOLD COAST DR	HEMPHILL WY	6	Residential	520 ft	36 ft	18720 ft ²	
	Hump Removal	AC Repair Area	200 ft ²	Crack Seal	1872 ft				
	Inlet Marker 1 ea	AC Repair	16 ton						
	Inlet Protection 1 ea								
	Traffic Loops @								
	Comments								
1209-A5	NORTHRUP DR	PARKDALE AV	KNIGHT DR	6	Residential	220 ft	40 ft	8800 ft ²	
	Hump Removal	AC Repair Area	0 ft ²	Crack Seal	880 ft				
	Inlet Marker	AC Repair	0 ton						
	Inlet Protection								
	Traffic Loops @								
	Comments								

TB Map Page	Street Name	From	To	Council District	Functional Class	Length	Width	Area	Trash Day
1209-A5	KIBLER DR	HENDRICKS DR	PORT ROYALE DR	6	Residential	415 ft	36 ft	14940 ft ²	
	Hump Removal	AC Repair Area	0 ft ²	Crack Seal	1494 ft				
	Inlet Marker	AC Repair	0 ton						
	Inlet Protection								
	Traffic Loops @								
	Comments								
1209-A5	HEMPHILL DR	PORT ROYALE DR	GOLD COAST DR	6	Residential	700 ft	36 ft	25200 ft ²	
	Hump Removal	AC Repair Area	765 ft ²	Crack Seal	2520 ft				
	Inlet Marker	AC Repair	61 ton						
	Inlet Protection								
	Traffic Loops @								
	Comments								
1209-A5	PORT ROYALE DR	PARKDALE AV	HEMPHILL DR	6	Residential	243 ft	36 ft	8748 ft ²	
	Hump Removal	AC Repair Area	0 ft ²	Crack Seal	875 ft				
	Inlet Marker	AC Repair	0 ton						
	Inlet Protection								
	Traffic Loops @								
	Comments								
1209-A5	EMBRY PT	BEGIN	EMBRY WY	6	Residential	172 ft	30 ft	5160 ft ²	
	Hump Removal	AC Repair Area	0 ft ²	Crack Seal	516 ft				
	Inlet Marker	AC Repair	0 ton						
	Inlet Protection								
	Traffic Loops @								
	Comments								

TB Map Page	Street Name	From	To	Council District	Functional Class	Length	Width	Area	Trash Day
1209-A5	JADE COAST RD	PARKDALE AV	KIBLER DR	6	Residential	1250 ft	40 ft	50000 ft ²	
	Hump Removal	AC Repair Area	140	Crack Seal	5000 ft				
	Inlet Marker	AC Repair	11						
	Inlet Protection								
	Traffic Loops @								
	Comments								
1209-A5	NORTHRUP DR	NORTHRUP PT	CANRIGHT WY	6	Residential	467 ft	40 ft	18680 ft ²	
	Hump Removal	AC Repair Area	0 ft ²	Crack Seal	1868 ft				
	Inlet Marker	AC Repair	0 ton						
	Inlet Protection								
	Traffic Loops @								
	Comments								
1209-A5	KIBLER DR	BACADI DR	JADE COAST RD	6	Major	250 ft	40 ft	10000 ft ²	
	Hump Removal	AC Repair Area		Crack Seal	1000 ft				
	Inlet Marker	AC Repair							
	Inlet Protection								
	Traffic Loops @								
	Comments								
1209-A5	EMBRY PT	EMBRY WY	END	6	Residential	535 ft	30 ft	16050 ft ²	
	Hump Removal	AC Repair Area	0 ft ²	Crack Seal	1605 ft				
	Inlet Marker	AC Repair	0 ton						
	Inlet Protection								
	Traffic Loops @								
	Comments								

TB Map Page	Street Name	From	To	Council District	Functional Class	Length	Width	Area	Trash Day
1209-A5	HENDRICKS DR	HEMPHILL DR	KIBLER DR	6	Residential	1040 ft	36 ft	37440 ft ²	
	Hump Removal	AC Repair Area	104 ft ²	Crack Seal	3744 ft				
	Inlet Marker	AC Repair	2 ton						
	Inlet Protection								
	Traffic Loops @								
	Comments								
1209-A5	BACADI DR	KNIGHT DR	EMBRY WY	6	Residential	291 ft	36 ft	10476 ft ²	
	Hump Removal	AC Repair Area	0 ft ²	Crack Seal	1048 ft				
	Inlet Marker	AC Repair	0 ton						
	Inlet Protection								
	Traffic Loops @								
	Comments								
1209-A5	JADE COAST RD	BEGIN	PARKDALE AV	6	Residential	350 ft	40 ft	14000 ft ²	
	Hump Removal	AC Repair Area	0 ft ²	Crack Seal	1400 ft				
	Inlet Marker	AC Repair	0 ton						
	Inlet Protection								
	Traffic Loops @								
	Comments								
1209-A5	KIBLER DR	JADE COAST RD	HENDRICKS DR	6	Residential	232 ft	36 ft	8352 ft ²	
	Hump Removal	AC Repair Area		Crack Seal	835 ft				
	Inlet Marker	AC Repair							
	Inlet Protection								
	Traffic Loops @								
	Comments								

TB Map Page	Street Name	From	To	Council District	Functional Class	Length	Width	Area	Trash Day
1209-A5	PORT ROYALE DR	HEMPHILL DR	PORT ROYALE CV	6	Residential	220 ft	36 ft	7920 ft ²	
	Hump Removal	AC Repair Area	0 ft ²	Crack Seal	792 ft				
	Inlet Marker	AC Repair	0 ton						
	Inlet Protection								
	Traffic Loops @								
	Comments								
1209-A5	HENDRICKS CT	BEGIN	HEMPHILL DR	6	Residential	165 ft	30 ft	4950 ft ²	
	Hump Removal	AC Repair Area	0 ft ²	Crack Seal	495 ft				
	Inlet Marker	AC Repair	0 ton						
	Inlet Protection								
	Traffic Loops @								
	Comments								
1209-A5	KAISER PL	PORT ROYALE DR	END	6	Residential	135 ft	50 ft	6750 ft ²	
	Hump Removal	AC Repair Area	0 ft ²	Crack Seal	675 ft				
	Inlet Marker	AC Repair	0 ton						
	Inlet Protection								
	Traffic Loops @								
	Comments								
1209-A5	NORTHROP PL	BEGIN	PARKDALE AV	6	Residential	240 ft	30 ft	7200 ft ²	
	Hump Removal	AC Repair Area	700 ft ²	Crack Seal	720 ft				
	Inlet Marker	AC Repair	55 ton						
	Inlet Protection								
	Traffic Loops @								
	Comments								

Filter (Work Order Number is equal to "FY14-S3")
Sort [..\Thomas Bros Map Page] Ascending

TB Map Page	Street Name	From	To	Council District	Functional Class	Length	Width	Area	Trash Day
1209-A5	HEMPHILL DR	HENDRICKS CT	PORT ROYALE DR	6	Residential	310 ft	36 ft	11160 ft ²	
	Hump Removal	AC Repair Area	0 ft ²	Crack Seal	1116 ft				
	Inlet Marker	AC Repair	0 ton						
	Inlet Protection								
	Traffic Loops @								
	Comments								
1209-A5	EMBRY CT	BEGIN	EMBRY WY	6	Residential	312 ft	30 ft	9360 ft ²	
	Hump Removal	AC Repair Area	0 ft ²	Crack Seal	936 ft				
	Inlet Marker	AC Repair	0 ton						
	Inlet Protection								
	Traffic Loops @								
	Comments								
1209-A5	GOLD COAST DR	PARKDALE AV	HEMPHILL DR	6	Prime	227 ft	40 ft	9080 ft ²	
	Hump Removal	AC Repair Area	0 ft ²	Crack Seal	908 ft				
	Inlet Marker 1 ea	AC Repair	0 ton						
	Inlet Protection 1 ea								
	Traffic Loops @								
	Comments								
1209-A5	KIBLER DR	BACKER CT	BACADI DR	6	Residential	990 ft	36 ft	35640 ft ²	
	Hump Removal	AC Repair Area		Crack Seal	3564 ft				
	Inlet Marker	AC Repair							
	Inlet Protection								
	Traffic Loops @								
	Comments								

Filter (Work Order Number is equal to "FY14-S3")
Sort [..\Thomas Bros Map Page] Ascending

TB Map Page	Street Name	From	To	Council District	Functional Class	Length	Width	Area	Trash Day
1209-A5	NORTHRUP DR	KAUFMAN WY	NORTHRUP PT	6	Residential	368 ft	38 ft	13984 ft ²	
	Hump Removal	AC Repair Area	0 ft ²	Crack Seal	1398 ft				
	Inlet Marker	AC Repair	0 ton						
	Inlet Protection								
	Traffic Loops @								
	Comments								
1209-A5	BAFFIN DR	CAFFEY LN	BACADI DR	6	Residential	764 ft	36 ft	27504 ft ²	
	Hump Removal	AC Repair Area	0 ft ²	Crack Seal	2750 ft				
	Inlet Marker	AC Repair	0 ton						
	Inlet Protection								
	Traffic Loops @								
	Comments								
1209-A5	EMBRY WY	EMBRY CT	EMBRY PT	6	Residential	271 ft	36 ft	9756 ft ²	
	Hump Removal	AC Repair Area	0 ft ²	Crack Seal	976 ft				
	Inlet Marker	AC Repair	0 ton						
	Inlet Protection								
	Traffic Loops @								
	Comments								
1209-A5	PORT ROYALE DR	PORT ROYALE CV	KAISER PL	6	Residential	176 ft	36 ft	6336 ft ²	
	Hump Removal	AC Repair Area	0 ft ²	Crack Seal	634 ft				
	Inlet Marker 1 ea	AC Repair	0 ton						
	Inlet Protection 1 ea								
	Traffic Loops @								
	Comments								

TB Map Page	Street Name	From	To	Council District	Functional Class	Length	Width	Area	Trash Day
1209-A5	BACADI DR	EMBRY WY	BAFFIN DR	6	Residential	568 ft	36 ft	20448 ft ²	
	Hump Removal	AC Repair Area	0 ft ²	Crack Seal	2045 ft				
	Inlet Marker	AC Repair	0 ton						
	Inlet Protection								
	Traffic Loops @								
	Comments								
1209-A5	NORTHRUP PT	BEGIN	NORTHRUP DR	6	Residential	295 ft	30 ft	8850 ft ²	
	Hump Removal	AC Repair Area	0 ft ²	Crack Seal	885 ft				
	Inlet Marker	AC Repair	0 ton						
	Inlet Protection								
	Traffic Loops @								
	Comments								
1209-A5	CANRIGHT WY	KAUFMAN WY	NORTHRUP DR	6	Residential	862 ft	38 ft	32756 ft ²	
	Hump Removal	AC Repair Area	0 ft ²	Crack Seal	3276 ft				
	Inlet Marker	AC Repair	0 ton						
	Inlet Protection								
	Traffic Loops @								
	Comments								
1209-A5	BACADI DR	BAFFIN DR	KIBLER DR	6	Residential	230 ft	36 ft	8280 ft ²	
	Hump Removal	AC Repair Area	0 ft ²	Crack Seal	828 ft				
	Inlet Marker	AC Repair	0 ton						
	Inlet Protection								
	Traffic Loops @								
	Comments								

TB Map Page	Street Name	From	To	Council District	Functional Class	Length	Width	Area	Trash Day
1209-A5	KAUFMAN WY	CANRIGHT WY	NORTHRUP DR	6	Residential	638 ft	38 ft	24244 ft ²	
	Hump Removal	AC Repair Area	0 ft ²	Crack Seal	2424 ft				
	Inlet Marker	AC Repair	0 ton						
	Inlet Protection								
	Traffic Loops @								
	Comments								
1209-A5	KNIGHT DR	CAFFEY LN	NORTHRUP DR	6	Residential	620 ft	36 ft	22320 ft ²	
	Hump Removal	AC Repair Area	0 ft ²	Crack Seal	2232 ft				
	Inlet Marker	AC Repair	0 ton						
	Inlet Protection								
	Traffic Loops @								
	Comments								
1209-A6	BACKER CT	BEGIN	BACKER RD	6	Residential	75 ft	60 ft	4500 ft ²	
	Hump Removal	AC Repair Area	0 ft ²	Crack Seal	450 ft				
	Inlet Marker	AC Repair	0 ton						
	Inlet Protection								
	Traffic Loops @								
	Comments								
1209-A6	EMBRY WY	CAFFEY LN	EMBRY CT	6	Residential	236 ft	36 ft	8496 ft ²	
	Hump Removal	AC Repair Area	0 ft ²	Crack Seal	850 ft				
	Inlet Marker	AC Repair	0 ton						
	Inlet Protection								
	Traffic Loops @								
	Comments								

TB Map Page	Street Name	From	To	Council District	Functional Class	Length	Width	Area	Trash Day
1209-A6	CAFFEY LN	BEGIN	KNIGHT DR	6	Residential	165 ft	36 ft	5940 ft ²	
	Hump Removal	AC Repair Area	0 ft ²	Crack Seal	594 ft				
	Inlet Marker	AC Repair	0 ton						
	Inlet Protection								
	Traffic Loops @								
	Comments								
1209-A6	BACKER RD	BEGIN	KNIGHT DR	6	Residential	330 ft	36 ft	11880 ft ²	
	Hump Removal	AC Repair Area	0 ft ²	Crack Seal	1188 ft				
	Inlet Marker	AC Repair	0 ton						
	Inlet Protection								
	Traffic Loops @								
	Comments								
1209-A6	HEFFNER LN	BACKER RD	CAFFEY LN	6	Residential	200 ft	36 ft	7200 ft ²	
	Hump Removal	AC Repair Area	0 ft ²	Crack Seal	720 ft				
	Inlet Marker	AC Repair	0 ton						
	Inlet Protection								
	Traffic Loops @								
	Comments								
1209-A6	CAFFEY LN	EMBRY WY	HEFFNER LN	6	Residential	200 ft	36 ft	7200 ft ²	
	Hump Removal	AC Repair Area	0 ft ²	Crack Seal	720 ft				
	Inlet Marker	AC Repair	0 ton						
	Inlet Protection								
	Traffic Loops @								
	Comments								

Filter (Work Order Number is equal to "FY14-S3")
Sort [..\Thomas Bros Map Page] Ascending

TB Map Page	Street Name	From	To	Council District	Functional Class	Length	Width	Area	Trash Day
1209-A6	CAFFEY LN	KNIGHT DR	EMBRY WY	6	Residential	600 ft	36 ft	21600 ft ²	
	Hump Removal	AC Repair Area	0 ft ²	Crack Seal	2160 ft				
	Inlet Marker	AC Repair	0 ton						
	Inlet Protection								
	Traffic Loops @								
	Comments								
1209-A6	BACKER RD	KNIGHT DR	HEFFNER LN	6	Residential	791 ft	36 ft	28476 ft ²	
	Hump Removal	AC Repair Area	0 ft ²	Crack Seal	2848 ft				
	Inlet Marker	AC Repair	0 ton						
	Inlet Protection								
	Traffic Loops @								
	Comments								
1209-A6	CAFFEY LN	HEFFNER LN	BAFFIN DR	6	Residential	315 ft	36 ft	11340 ft ²	
	Hump Removal	AC Repair Area	0 ft ²	Crack Seal	1134 ft				
	Inlet Marker	AC Repair	0 ton						
	Inlet Protection								
	Traffic Loops @								
	Comments								
1209-A6	BACKER RD	HEFFNER LN	BACKER CT	6	Residential	36 ft	493 ft	17748 ft ²	
	Hump Removal	AC Repair Area	0 ft ²	Crack Seal	1775 ft				
	Inlet Marker	AC Repair	0 ton						
	Inlet Protection								
	Traffic Loops @								
	Comments								

TB Map Page	Street Name	From	To	Council District	Functional Class	Length	Width	Area	Trash Day
1209-A6	KNIGHT DR	BACKER RD	CAFFEY LN	6	Residential	236 ft	36 ft	8496 ft ²	
	Hump Removal	AC Repair Area	0 ft ²	Crack Seal	850 ft				
	Inlet Marker	AC Repair	0 ton						
	Inlet Protection								
	Traffic Loops @								
	Comments								
1209-B4	MANILA CR	BEGIN	MANILA AV	6	Residential	100 ft	60 ft	6000 ft ²	
	Hump Removal	AC Repair Area	0 ft ²	Crack Seal	600 ft				
	Inlet Marker	AC Repair	0 ton						
	Inlet Protection								
	Traffic Loops @								
	Comments								
1209-B4	CHALET PL	BERWYN RD	END	6	Residential	360 ft	36 ft	12960 ft ²	
	Hump Removal	AC Repair Area	200 ft ²	Crack Seal	1296 ft				
	Inlet Marker	AC Repair	16 ton						
	Inlet Protection								
	Traffic Loops @								
	Comments								
1209-B4	MANILA AV	CALICO ST	MANILA CR	6	Residential	260 ft	36 ft	9360 ft ²	
	Hump Removal	AC Repair Area	0 ft ²	Crack Seal	936 ft				
	Inlet Marker	AC Repair	0 ton						
	Inlet Protection								
	Traffic Loops @								
	Comments								

TB Map Page	Street Name	From	To	Council District	Functional Class	Length	Width	Area	Trash Day
1209-B4	AGAR CT	BEGIN	FLANDERS DR	6	Residential	190 ft	30 ft	5700 ft ²	
	Hump Removal	AC Repair Area	450 ft ²	Crack Seal	570 ft				
	Inlet Marker	AC Repair	36 ton						
	Inlet Protection								
	Traffic Loops @								
	Comments								
1209-B4	REAGAN RD	CAM RUIZ	IVORY COAST DR	6	Prime	551 ft	64 ft	35264 ft ²	
	Hump Removal	AC Repair Area	760 ft ²	Crack Seal	3526 ft				
	Inlet Marker 1 ea	AC Repair	60 ton						
	Inlet Protection 1 ea								
	Traffic Loops @ 24 ea								
	Comments								
1209-B4	CALICO ST	AMANTHA AV	CALICO CR	6	Residential	820 ft	36 ft	29520 ft ²	
	Hump Removal	AC Repair Area	350	Crack Seal	2952 ft				
	Inlet Marker 2 ea	AC Repair	28						
	Inlet Protection 2 ea								
	Traffic Loops @								
	Comments								
1209-B4	CALICO ST	CALICO CR	REAGAN RD	6	Residential	315 ft	36 ft	11340 ft ²	
	Hump Removal	AC Repair Area		Crack Seal	1134 ft				
	Inlet Marker	AC Repair							
	Inlet Protection								
	Traffic Loops @								
	Comments								

TB Map Page	Street Name	From	To	Council District	Functional Class	Length	Width	Area	Trash Day
1209-B4 LAKEPORT RD	MANILA AV	AMANTHA AV		6	Residential	240 ft	36 ft	8640 ft ²	
	Hump Removal	AC Repair Area	0 ft ²	Crack Seal	864 ft				
	Inlet Marker	AC Repair	0 ton						
	Inlet Protection								
	Traffic Loops @								
	Comments								
1209-B4 CALICO ST	MANILA AV	AMANTHA AV		6	Residential	230 ft	36 ft	8280 ft ²	
	Hump Removal	AC Repair Area		Crack Seal	828 ft				
	Inlet Marker	AC Repair							
	Inlet Protection								
	Traffic Loops @								
	Comments								
1209-B4 BERWYN RD	BEGIN	AMANTHA AV		6	Residential	150 ft	30 ft	4500 ft ²	
	Hump Removal	AC Repair Area	0 ft ²	Crack Seal	450 ft				
	Inlet Marker	AC Repair	0 ton						
	Inlet Protection								
	Traffic Loops @								
	Comments								
1209-B4 LAKEPORT RD	AMANTHA AV	REAGAN RD		6	Residential	750 ft	36 ft	27000 ft ²	
	Hump Removal	AC Repair Area	350 ft ²	Crack Seal	2700 ft				
	Inlet Marker	AC Repair	28 ton						
	Inlet Protection								
	Traffic Loops @								
	Comments								

Filter (Work Order Number is equal to "FY14-S3")
Sort [..\Thomas Bros Map Page] Ascending

TB Map Page	Street Name	From	To	Council District	Functional Class	Length	Width	Area	Trash Day
1209-B4	BACCUS CT	BEGIN	FLANDERS DR	6	Residential	300 ft	30 ft	9000 ft ²	
	Hump Removal	AC Repair Area	300 ft ²	Crack Seal	900 ft				
	Inlet Marker	AC Repair	6 ton						
	Inlet Protection								
	Traffic Loops @								
	Comments								
1209-B4	KENOVA ST	AMANTHA AV	REAGAN RD	6	Residential	780 ft	36 ft	28080 ft ²	
	Hump Removal	AC Repair Area	100 ft ²	Crack Seal	2808 ft				
	Inlet Marker	AC Repair	2 ton						
	Inlet Protection								
	Traffic Loops @								
	Comments								
1209-B4	BERWYN RD	CHALET PL	REAGAN RD	6	Residential	565 ft	36 ft	20340 ft ²	
	Hump Removal	AC Repair Area	0 ft ²	Crack Seal	2034 ft				
	Inlet Marker	AC Repair	0 ton						
	Inlet Protection								
	Traffic Loops @								
	Comments								
1209-B4	COLUMBUS ST	AMANTHA AV	REAGAN RD	6	Residential	950 ft	36 ft	34200 ft ²	
	Hump Removal	AC Repair Area	0 ft ²	Crack Seal	3420 ft				
	Inlet Marker	AC Repair	0 ton						
	Inlet Protection								
	Traffic Loops @								
	Comments								

Filter (Work Order Number is equal to "FY14-S3")
Sort [..\Thomas Bros Map Page] Ascending

TB Map Page	Street Name	From	To	Council District	Functional Class	Length	Width	Area	Trash Day
1209-B4	BERWYN RD	AMANTHA AV	CHALET PL	6	Residential	215 ft	36 ft	7740 ft ²	
	Hump Removal	AC Repair Area	0 ft ²	Crack Seal	774 ft				
	Inlet Marker	AC Repair	0 ton						
	Inlet Protection								
	Traffic Loops @								
	Comments								
1209-B4	CALICO ST	ODELL RD	MANILA AV	6	Residential	653 ft	36 ft	23508 ft ²	
	Hump Removal	AC Repair Area		Crack Seal	2351 ft				
	Inlet Marker 2 ea	AC Repair							
	Inlet Protection 2 ea								
	Traffic Loops @								
	Comments								
1209-B4	MANILA AV	MANILA CR	LAKEPORT RD	6	Residential	340 ft	36 ft	12240 ft ²	
	Hump Removal	AC Repair Area	300 ft ²	Crack Seal	1224 ft				
	Inlet Marker	AC Repair	24 ton						
	Inlet Protection								
	Traffic Loops @								
	Comments								
1209-B4	CALICO CR	CALICO ST	END	6	Residential	145 ft	30 ft	4350 ft ²	
	Hump Removal	AC Repair Area	0 ft ²	Crack Seal	435 ft				
	Inlet Marker	AC Repair	0 ton						
	Inlet Protection								
	Traffic Loops @								
	Comments								

TB Map Page	Street Name	From	To	Council District	Functional Class	Length	Width	Area	Trash Day
1209-B4	AHERN CT	BEGIN	FLANDERS DR	6	Residential	115 ft	30 ft	3450 ft ²	
	Hump Removal	AC Repair Area	0 ft ²	Crack Seal	345 ft				
	Inlet Marker	AC Repair	0 ton						
	Inlet Protection								
	Traffic Loops @								
	Comments								
1209-B4	CASA BLANCA PL	REAGAN RD	END	6	Residential	630 ft	36 ft	22680 ft ²	
	Hump Removal	AC Repair Area	240 ft ²	Crack Seal	2268 ft				
	Inlet Marker	AC Repair	5 ton						
	Inlet Protection								
	Traffic Loops @								
	Comments								
1209-B5	LADY BESS WY	JADE COAST RD	LADY BESS PL	6	Residential	422 ft	36 ft	15192 ft ²	
	Hump Removal	AC Repair Area	360 ft ²	Crack Seal	1519 ft				
	Inlet Marker	AC Repair	29 ton						
	Inlet Protection								
	Traffic Loops @								
	Comments								
1209-B5	JADE COAST RD	ROYAL ANN AV	EMPRESS AV	6	Residential	248 ft	40 ft	9920 ft ²	
	Hump Removal	AC Repair Area	0 ft ²	Crack Seal	992 ft				
	Inlet Marker	AC Repair	0 ton						
	Inlet Protection								
	Traffic Loops @								
	Comments								

TB Map Page	Street Name	From	To	Council District	Functional Class	Length	Width	Area	Trash Day
1209-B5	GOLD COAST DR	EMPRESS AV	BARONESS AV	6	Prime	240 ft	40 ft	9600 ft ²	
	Hump Removal	AC Repair Area	0 ft ²	Crack Seal	960 ft				
	Inlet Marker 1 ea	AC Repair	0 ton						
	Inlet Protection 1 ea								
	Traffic Loops @								
	Comments								
1209-B5	MAYOR CR	BEGIN	PORT ROYALE DR	6	Residential	445 ft	30 ft	13350 ft ²	
	Hump Removal	AC Repair Area	0 ft ²	Crack Seal	1335 ft				
	Inlet Marker	AC Repair	0 ton						
	Inlet Protection								
	Traffic Loops @								
	Comments								
1209-B5	JADE COAST RD	LADY BESS WY	ROYAL ANN AV	6	Residential	247 ft	40 ft	9880 ft ²	
	Hump Removal	AC Repair Area	0 ft ²	Crack Seal	988 ft				
	Inlet Marker	AC Repair	0 ton						
	Inlet Protection								
	Traffic Loops @								
	Comments								
1209-B5	GOLD COAST DR	BARONESS AV	AMBASSADOR AV	6	Prime	520 ft	40 ft	20800 ft ²	
	Hump Removal	AC Repair Area	160 ft ²	Crack Seal	2080 ft				
	Inlet Marker 1 ea	AC Repair	13 ton						
	Inlet Protection 1 ea								
	Traffic Loops @								
	Comments								

TB Map Page	Street Name	From	To	Council District	Functional Class	Length	Width	Area	Trash Day
1209-B5	JADE COAST RD	EMBASSY WY	AMBASSADOR AV	6	Residential	350 ft	40 ft	14000 ft ²	
	Hump Removal	AC Repair Area	0 ft ²	Crack Seal	1400 ft				
	Inlet Marker	AC Repair	0 ton						
	Inlet Protection								
	Traffic Loops @								
	Comments								
1209-B5	JADE COAST RD	EMPRESS AV	BARONESS AV	6	Residential	248 ft	40 ft	9920 ft ²	
	Hump Removal	AC Repair Area	0 ft ²	Crack Seal	992 ft				
	Inlet Marker	AC Repair	0 ton						
	Inlet Protection								
	Traffic Loops @								
	Comments								
1209-B5	HEMPHILL WY	BEGIN	HEMPHILL DR	6	Residential	120 ft	30 ft	3600 ft ²	
	Hump Removal	AC Repair Area	0 ft ²	Crack Seal	360 ft				
	Inlet Marker	AC Repair	0 ton						
	Inlet Protection								
	Traffic Loops @								
	Comments								
1209-B5	JADE COAST RD	BARONESS AV	EMBASSY WY	6	Residential	248 ft	40 ft	9920 ft ²	
	Hump Removal	AC Repair Area	0 ft ²	Crack Seal	992 ft				
	Inlet Marker	AC Repair	0 ton						
	Inlet Protection								
	Traffic Loops @								
	Comments								

TB Map Page	Street Name	From	To	Council District	Functional Class	Length	Width	Area	Trash Day
1209-B5	LADY BESS PL	LADY BESS WY	ROYAL ANN AV	6	Residential	270 ft	36 ft	9720 ft ²	
	Hump Removal	AC Repair Area	400 ft ²	Crack Seal	972 ft				
	Inlet Marker	AC Repair	32 ton						
	Inlet Protection								
	Traffic Loops @								
	Comments								
1209-B5	GOLD COAST DR	AMBASSADOR AV	CAM RUIZ	6	Prime	340 ft	64 ft	21760 ft ²	
	Hump Removal	AC Repair Area	0 ft ²	Crack Seal	2176 ft				
	Inlet Marker	AC Repair	0 ton						
	Inlet Protection								
	Traffic Loops @								
	Comments								
1209-B5	GOLD COAST DR	ANTRIM WY	ROYAL ANN AV	6	Prime	247 ft	40 ft	9880 ft ²	
	Hump Removal	AC Repair Area	0 ft ²	Crack Seal	988 ft				
	Inlet Marker	AC Repair	0 ton						
	Inlet Protection								
	Traffic Loops @								
	Comments								
1209-B5	GOLD COAST DR	TRAILS END CR	ANTRIM WY	6	Prime	265 ft	40 ft	10600 ft ²	
	Hump Removal	AC Repair Area	800 ft ²	Crack Seal	1060 ft				
	Inlet Marker	AC Repair	63 ton						
	Inlet Protection								
	Traffic Loops @								
	Comments								

TB Map Page	Street Name	From	To	Council District	Functional Class	Length	Width	Area	Trash Day
1209-B5	JADE COAST RD	AMBASSADOR AV	CAM RUIZ	6	Residential	630 ft	64 ft	40320 ft ²	
	Hump Removal	AC Repair Area	0 ft ²	Crack Seal	4032 ft				
	Inlet Marker	AC Repair	0 ton						
	Inlet Protection								
	Traffic Loops @								
	Comments								
1209-B5	HEMPHILL CT	BEGIN	HEMPHILL DR	6	Residential	180 ft	30 ft	5400 ft ²	
	Hump Removal	AC Repair Area	0 ft ²	Crack Seal	540 ft				
	Inlet Marker	AC Repair	0 ton						
	Inlet Protection								
	Traffic Loops @								
	Comments								
1209-B5	HEMPHILL DR	HEMPHILL WY	HEMPHILL CT	6	Residential	320 ft	36 ft	11520 ft ²	
	Hump Removal	AC Repair Area	0 ft ²	Crack Seal	1152 ft				
	Inlet Marker	AC Repair	0 ton						
	Inlet Protection								
	Traffic Loops @								
	Comments								
1209-B5	ROYAL ANN AV	PORT ROYALE DR	GOLD COAST DR	6	Residential	450 ft	36 ft	16200 ft ²	
	Hump Removal	AC Repair Area	0 ft ²	Crack Seal	1620 ft				
	Inlet Marker	AC Repair	0 ton						
	Inlet Protection								
	Traffic Loops @								
	Comments								

TB Map Page	Street Name	From	To	Council District	Functional Class	Length	Width	Area	Trash Day
1209-B5	HEMPHILL DR	HEMPHILL PL	EMPRESS AV	6	Residential	220 ft	36 ft	7920 ft ²	
	Hump Removal	AC Repair Area	200 ft ²	Crack Seal	792 ft				
	Inlet Marker	AC Repair	16 ton						
	Inlet Protection								
	Traffic Loops @								
	Comments								
1209-B5	HEMPHILL PL	BEGIN	HEMPHILL DR	6	Residential	230 ft	34 ft	7820 ft ²	
	Hump Removal	AC Repair Area	0 ft ²	Crack Seal	782 ft				
	Inlet Marker	AC Repair	0 ton						
	Inlet Protection								
	Traffic Loops @								
	Comments								
1209-B5	JADE COAST RD	KIBLER DR	LADY BESS WY	6	Residential	556 ft	40 ft	22240 ft ²	
	Hump Removal	AC Repair Area	0 ft ²	Crack Seal	2224 ft				
	Inlet Marker	AC Repair	0 ton						
	Inlet Protection								
	Traffic Loops @								
	Comments								
1209-B5	HEMPHILL DR	HEMPHILL CT	HEMPHILL PL	6	Residential	254 ft	36 ft	9144 ft ²	
	Hump Removal	AC Repair Area	0 ft ²	Crack Seal	914 ft				
	Inlet Marker	AC Repair	0 ton						
	Inlet Protection								
	Traffic Loops @								
	Comments								

TB Map Page	Street Name	From	To	Council District	Functional Class	Length	Width	Area	Trash Day
1209-B5	TRAILS END CR	BEGIN	GOLD COAST DR	6	Residential	685 ft	40 ft	27400 ft ²	
	Hump Removal	AC Repair Area	0 ft ²	Crack Seal	2740 ft				
	Inlet Marker 1 ea	AC Repair	0 ton						
	Inlet Protection 1 ea								
	Traffic Loops @								
	Comments								
1209-B5	GOLD COAST DR	ROYAL ANN AV	EMPRESS AV	6	Prime	247 ft	40 ft	9880 ft ²	
	Hump Removal	AC Repair Area	450 ft ²	Crack Seal	988 ft				
	Inlet Marker	AC Repair	36 ton						
	Inlet Protection								
	Traffic Loops @								
	Comments								
1209-C3	DEWSBURY AV	WESTONHILL DR	CANIS LN	6	Residential	235 ft	36 ft	8460 ft ²	
	Hump Removal	AC Repair Area	3,250 ft ²	Crack Seal	846 ft				
	Inlet Marker	AC Repair	62 ton						
	Inlet Protection								
	Traffic Loops @								
	Comments								
1209-C3	BRENTFORD AV	WESTONHILL DR	CANIS LN	6	Residential	250 ft	36 ft	9000 ft ²	
	Hump Removal	AC Repair Area	0 ft ²	Crack Seal	900 ft				
	Inlet Marker 2 ea	AC Repair	0 ton						
	Inlet Protection 2 ea								
	Traffic Loops @								
	Comments								

TB Map Page	Street Name	From	To	Council District	Functional Class	Length	Width	Area	Trash Day
1209-C4	WESTONHILL DR	FRIANT ST	HEBRIDES DR	6	Collector	248 ft	40 ft	9920 ft ²	
	Hump Removal	AC Repair Area		Crack Seal	992 ft				
	Inlet Marker	AC Repair							
	Inlet Protection								
	Traffic Loops @								
	Comments SN 514044								
1209-C4	REAGAN PL	REAGAN RD	END	6	Residential	105 ft	30 ft	2760 ft ²	
	Hump Removal	AC Repair Area		Crack Seal	276 ft				
	Inlet Marker	AC Repair							
	Inlet Protection								
	Traffic Loops @								
	Comments								
1209-C4	WESTONHILL DR	PAGODA WY	BELFAST CR	6	Collector	244 ft	40 ft	9760 ft ²	
	Hump Removal	AC Repair Area	1,200 ft ²	Crack Seal	976 ft				
	Inlet Marker 1 ea	AC Repair	71 ton						
	Inlet Protection 1 ea								
	Traffic Loops @								
	Comments SN 514044								
1209-C4	PAGODA WY	BELFAST CR	WESTONHILL DR	6	Residential	360 ft	36 ft	12960 ft ²	
	Hump Removal	AC Repair Area	0 ft ²	Crack Seal	1296 ft				
	Inlet Marker	AC Repair	0 ton						
	Inlet Protection								
	Traffic Loops @								
	Comments								

TB Map Page	Street Name	From	To	Council District	Functional Class	Length	Width	Area	Trash Day
1209-C4	SAN RAMON DR	HEBRIDES DR	FLANDERS DR	6	Residential	248 ft	40 ft	9920 ft ²	
	Hump Removal	AC Repair Area	0 ft ²	Crack Seal	992 ft				
	Inlet Marker	AC Repair	0 ton						
	Inlet Protection								
	Traffic Loops @								
	Comments								
1209-C4	IVORY COAST DR	REAGAN RD	SAN RAMON DR	6	Residential	1130 ft	36 ft	40680 ft ²	
	Hump Removal	AC Repair Area	750 ft ²	Crack Seal	4068 ft				
	Inlet Marker	AC Repair	59 ton						
	Inlet Protection								
	Traffic Loops @								
	Comments								
1209-C4	SAN RAMON DR	PAGODA WY	HEBRIDES DR	6	Residential	278 ft	40 ft	11120 ft ²	
	Hump Removal	AC Repair Area	0 ft ²	Crack Seal	1112 ft				
	Inlet Marker	AC Repair	0 ton						
	Inlet Protection								
	Traffic Loops @								
	Comments								
1209-C4	REAGAN RD	BARON LN	FROBISHER ST	6	Prime	247 ft	40 ft	9880 ft ²	
	Hump Removal	AC Repair Area	400 ft ²	Crack Seal	988 ft				
	Inlet Marker 2 ea	AC Repair	32 ton						
	Inlet Protection 2 ea								
	Traffic Loops @								
	Comments								

TB Map Page	Street Name	From	To	Council District	Functional Class	Length	Width	Area	Trash Day
1209-C4	STANWELL CT	STANWELL ST	END	6	Residential	175 ft	30 ft	5250 ft ²	
	Hump Removal	AC Repair Area	0 ft ²	Crack Seal	525 ft				
	Inlet Marker	AC Repair	0 ton						
	Inlet Protection								
	Traffic Loops @								
	Comments								
1209-C4	STANWELL PL	STANWELL ST	END	6	Residential	170 ft	30 ft	5100 ft ²	
	Hump Removal	AC Repair Area	0 ft ²	Crack Seal	510 ft				
	Inlet Marker	AC Repair	0 ton						
	Inlet Protection								
	Traffic Loops @								
	Comments								
1209-C4	BARON DR	FRIANT ST	HEBRIDES DR	6	Residential	205 ft	36 ft	7380 ft ²	
	Hump Removal	AC Repair Area	0 ft ²	Crack Seal	738 ft				
	Inlet Marker	AC Repair	0 ton						
	Inlet Protection								
	Traffic Loops @								
	Comments								
1209-C4	WESTONHILL DR	BELFAST CR	FRIANT ST	6	Collector	244 ft	400 ft	97600 ft ²	
	Hump Removal	AC Repair Area		Crack Seal	9760 ft				
	Inlet Marker	AC Repair							
	Inlet Protection								
	Traffic Loops @								
	Comments	SN 514044							

TB Map Page	Street Name	From	To	Council District	Functional Class	Length	Width	Area	Trash Day
1209-C4	WESTONHILL DR	FLANDERS DR	FROBISHER ST	6	Collector	240 ft	40 ft	9600 ft ²	
	Hump Removal	AC Repair Area		Crack Seal	960 ft				
	Inlet Marker 1 ea	AC Repair							
	Inlet Protection 1 ea								
	Traffic Loops @								
	Comments	SN 514044							
1209-C4	REAGAN RD	BENNINGTON ST	HILLERY DR	6	Prime	247 ft	40 ft	9880 ft ²	
	Hump Removal	AC Repair Area	0 ft ²	Crack Seal	988 ft				
	Inlet Marker 1 ea	AC Repair	0 ton						
	Inlet Protection 1 ea								
	Traffic Loops @								
	Comments								
1209-C4	REAGAN RD	FROBISHER ST	BENNINGTON ST	6	Prime	250 ft	40 ft	10000 ft ²	
	Hump Removal	AC Repair Area	0 ft ²	Crack Seal	1000 ft				
	Inlet Marker	AC Repair	0 ton						
	Inlet Protection								
	Traffic Loops @								
	Comments								
1209-C4	REAGAN RD	HILLERY DR	STANWELL ST	6	Prime	247 ft	40 ft	9880 ft ²	
	Hump Removal	AC Repair Area	0 ft ²	Crack Seal	988 ft				
	Inlet Marker	AC Repair	0 ton						
	Inlet Protection								
	Traffic Loops @								
	Comments								

TB Map Page	Street Name	From	To	Council District	Functional Class	Length	Width	Area	Trash Day
1209-C4	BARON LN	IVORY COAST DR	REAGAN RD	6	Residential	247 ft	36 ft	8892 ft ²	
	Hump Removal	AC Repair Area	0 ft ²	Crack Seal	889 ft				
	Inlet Marker	AC Repair	0 ton						
	Inlet Protection								
	Traffic Loops @								
	Comments								
1209-C4	WESTONHILL DR	HEBRIDES DR	FLANDERS DR	6	Collector	255 ft	40 ft	10200 ft ²	
	Hump Removal	AC Repair Area		Crack Seal	1020 ft				
	Inlet Marker	AC Repair							
	Inlet Protection								
	Traffic Loops @								
	Comments	SN 514044							
1209-C4	SAN RAMON DR	IVORY COAST DR	REAGAN RD	6	Residential	240 ft	40 ft	9600 ft ²	
	Hump Removal	AC Repair Area	0 ft ²	Crack Seal	960 ft				
	Inlet Marker	AC Repair	0 ton						
	Inlet Protection								
	Traffic Loops @								
	Comments								
1209-C4	STANWELL CR	STANWELL ST	END	6	Residential	225 ft	30 ft	6750 ft ²	
	Hump Removal	AC Repair Area	0 ft ²	Crack Seal	675 ft				
	Inlet Marker	AC Repair	0 ton						
	Inlet Protection								
	Traffic Loops @								
	Comments								

TB Map Page	Street Name	From	To	Council District	Functional Class	Length	Width	Area	Trash Day
1209-C4	IVORY COAST DR	SAN RAMON DR	BARON LN	6	Residential	582 ft	36 ft	20952 ft ²	
	Hump Removal	AC Repair Area	250 ft ²	Crack Seal	2095 ft				
	Inlet Marker	AC Repair	20 ton						
	Inlet Protection								
	Traffic Loops @								
	Comments								
1209-C4	WESTONHILL DR	FROBISHER ST	BENNINGTON ST	6	Collector	240 ft	40 ft	9600 ft ²	
	Hump Removal	AC Repair Area		Crack Seal	960 ft				
	Inlet Marker	AC Repair							
	Inlet Protection								
	Traffic Loops @								
	Comments	SN 514044							
1209-C4	REAGAN RD	REAGAN CT	BARON LN	6	Prime	245 ft	40 ft	9800 ft ²	
	Hump Removal	AC Repair Area	0 ft ²	Crack Seal	980 ft				
	Inlet Marker	AC Repair	0 ton						
	Inlet Protection								
	Traffic Loops @								
	Comments								
1209-C4	REAGAN CR	REAGAN RD	END	6	Residential	105 ft	30 ft	3150 ft ²	
	Hump Removal	AC Repair Area	900 ft ²	Crack Seal	315 ft				
	Inlet Marker	AC Repair	17 ton						
	Inlet Protection								
	Traffic Loops @								
	Comments								

TB Map Page	Street Name	From	To	Council District	Functional Class	Length	Width	Area	Trash Day
1209-C4	BARON LN	FLANDERS DR	IVORY COAST DR	6	Residential	272 ft	36 ft	9792 ft ²	
	Hump Removal	AC Repair Area	0 ft ²	Crack Seal	979 ft				
	Inlet Marker	AC Repair	0 ton						
	Inlet Protection								
	Traffic Loops @								
	Comments								
1209-C4	SAN RAMON DR	FLANDERS DR	IVORY COAST DR	6	Residential	248 ft	40 ft	9920 ft ²	
	Hump Removal	AC Repair Area	0 ft ²	Crack Seal	992 ft				
	Inlet Marker	AC Repair	0 ton						
	Inlet Protection								
	Traffic Loops @								
	Comments								
1209-C4	REAGAN RD	IVORY COAST DR	REAGAN PL	6	Prime	252 ft	40 ft	10080 ft ²	
	Hump Removal	AC Repair Area	0 ft ²	Crack Seal	1008 ft				
	Inlet Marker	AC Repair	0 ton						
	Inlet Protection								
	Traffic Loops @								
	Comments								
1209-C4	REAGAN RD	REAGAN CR	SAN RAMON DR	6	Prime	265 ft	40 ft	10600 ft ²	
	Hump Removal	AC Repair Area	90 ft ²	Crack Seal	1060 ft				
	Inlet Marker	AC Repair	7 ton						
	Inlet Protection								
	Traffic Loops @								
	Comments								

TB Map Page	Street Name	From	To	Council District	Functional Class	Length	Width	Area	Trash Day
1209-C4	BARON DR	PAGODA WY	FRIANT ST	6	Residential	400 ft	36 ft	14400 ft ²	
	Hump Removal	AC Repair Area	0 ft ²	Crack Seal	1440 ft				
	Inlet Marker	AC Repair	0 ton						
	Inlet Protection								
	Traffic Loops @								
	Comments								
1209-C4	REAGAN RD	SAN RAMON DR	REAGAN CT	6	Prime	245 ft	40 ft	9800 ft ²	
	Hump Removal	AC Repair Area	0 ft ²	Crack Seal	980 ft				
	Inlet Marker	AC Repair	0 ton						
	Inlet Protection								
	Traffic Loops @								
	Comments								
1209-C4	REAGAN RD	STANWELL ST	MIRA MESA BL	6	Prime	264 ft	40 ft	10560 ft ²	
	Hump Removal	AC Repair Area	0 ft ²	Crack Seal	1056 ft				
	Inlet Marker	AC Repair	0 ton						
	Inlet Protection								
	Traffic Loops @								
	Comments								
1209-C4	REAGAN RD	REAGAN PL	REAGAN CR	6	Prime	265 ft	40 ft	10600 ft ²	
	Hump Removal	AC Repair Area	0 ft ²	Crack Seal	1060 ft				
	Inlet Marker	AC Repair	0 ton						
	Inlet Protection								
	Traffic Loops @								
	Comments								

TB Map Page	Street Name	From	To	Council District	Functional Class	Length	Width	Area	Trash Day
1209-C4	REAGAN CT	REAGAN RD	END	6	Residential	105 ft	30 ft	3150 ft ²	
	Hump Removal	AC Repair Area		Crack Seal	315 ft				
	Inlet Marker	AC Repair							
	Inlet Protection								
	Traffic Loops @								
	Comments								
1209-C5	PAGODA WY	BARON DR	BELFAST CR	6	Residential	251 ft	36 ft	9036 ft ²	
	Hump Removal	AC Repair Area	0 ft ²	Crack Seal	904 ft				
	Inlet Marker	AC Repair	0 ton						
	Inlet Protection								
	Traffic Loops @								
	Comments								
1209-C5	SAN RAMON DR	COVINA ST	GOLD COAST DR	6	Residential	470 ft	40 ft	18800 ft ²	
	Hump Removal	AC Repair Area	0 ft ²	Crack Seal	1880 ft				
	Inlet Marker 1 ea	AC Repair	0 ton						
	Inlet Protection 1 ea								
	Traffic Loops @								
	Comments								
1209-C5	LONGWOOD ST	SAN RAMON DR	WESTONHILL DR	6	Residential	1135 ft	36 ft	40860 ft ²	
	Hump Removal	AC Repair Area	0 ft ²	Crack Seal	4086 ft				
	Inlet Marker	AC Repair	0 ton						
	Inlet Protection								
	Traffic Loops @								
	Comments								

TB Map Page	Street Name	From	To	Council District	Functional Class	Length	Width	Area	Trash Day
1209-C5	DRUMCLIFF AV	JADE COAST DR	GOLD COAST DR	6	Residential	1132 ft	36 ft	40752 ft ²	
	Hump Removal	AC Repair Area	720 ft ²	Crack Seal	4075 ft				
	Inlet Marker	AC Repair	14 ton						
	Inlet Protection								
	Traffic Loops @								
	Comments								
1209-C5	EAGLE ROCK AV	GOLD COAST DR	JADE COAST DR	6	Residential	1122 ft	36 ft	40392 ft ²	
	Hump Removal	AC Repair Area	300 ft ²	Crack Seal	4039 ft				
	Inlet Marker	AC Repair	6 ton						
	Inlet Protection								
	Traffic Loops @								
	Comments								
1209-C5	SAN RAMON DR	LONGWOOD ST	COVINA ST	6	Residential	245 ft	40 ft	9800 ft ²	
	Hump Removal	AC Repair Area	0 ft ²	Crack Seal	980 ft				
	Inlet Marker 1 ea	AC Repair	0 ton						
	Inlet Protection 1 ea								
	Traffic Loops @								
	Comments								
1209-C5	SAN RAMON DR	GOLD COAST DR	PAGODA WY	6	Residential	266 ft	40 ft	10640 ft ²	
	Hump Removal	AC Repair Area	0 ft ²	Crack Seal	1064 ft				
	Inlet Marker	AC Repair	0 ton						
	Inlet Protection								
	Traffic Loops @								
	Comments								

Filter (Work Order Number is equal to "FY14-S3")
Sort [..\Thomas Bros Map Page] Ascending

TB Map Page	Street Name	From	To	Council District	Functional Class	Length	Width	Area	Trash Day
1209-C5	SAN RAMON DR	LONGWOOD ST	FERNDALE ST	6	Residential	486 ft	40 ft	19440 ft ²	
	Hump Removal	AC Repair Area	0 ft ²	Crack Seal	1944 ft				
	Inlet Marker 2 ea	AC Repair	0 ton						
	Inlet Protection 2 ea								
	Traffic Loops @								
	Comments								
1209-C5	SAN RAMON DR	JADE COAST DR	FERNDALE ST	6	Residential	250 ft	40 ft	10000 ft ²	
	Hump Removal	AC Repair Area	0 ft ²	Crack Seal	1000 ft				
	Inlet Marker 1 ea	AC Repair	0 ton						
	Inlet Protection 1 ea								
	Traffic Loops @								
	Comments								
1209-C5	ARROW ROCK AV	JADE COAST DR	GOLD COAST DR	6	Residential	1160 ft	36 ft	41760 ft ²	
	Hump Removal	AC Repair Area	0 ft ²	Crack Seal	4176 ft				
	Inlet Marker	AC Repair	0 ton						
	Inlet Protection								
	Traffic Loops @								
	Comments								
1209-C5	PAGODA WY	SAN RAMON DR	BARON DR	6	Residential	548 ft	36 ft	19728 ft ²	
	Hump Removal	AC Repair Area	0 ft ²	Crack Seal	1973 ft				
	Inlet Marker	AC Repair	0 ton						
	Inlet Protection								
	Traffic Loops @								
	Comments								

TB Map Page	Street Name	From	To	Council District	Functional Class	Length	Width	Area	Trash Day
1209-D3	BRENTFORD AV	WELSH RD	BELGIAN ST	6	Residential	495 ft	36 ft	17820 ft ²	
	Hump Removal	AC Repair Area	0 ft ²	Crack Seal	1782 ft				
	Inlet Marker	AC Repair	0 ton						
	Inlet Protection								
	Traffic Loops @								
	Comments								
1209-D3	CALLIANDRA RD	WESTONHILL DR	VIA SAN BLAS	6	Residential	725 ft	36 ft	26100 ft ²	
	Hump Removal	AC Repair Area	440 ft ²	Crack Seal	2610 ft				
	Inlet Marker	AC Repair	11 ton						
	Inlet Protection								
	Traffic Loops @								
	Comments								
1209-D3	DEWSBURY AV	CANIS LN	WELSH RD	6	Residential	246 ft	36 ft	8856 ft ²	
	Hump Removal	AC Repair Area	1,400 ft ²	Crack Seal	886 ft				
	Inlet Marker	AC Repair	27 ton						
	Inlet Protection								
	Traffic Loops @								
	Comments								
1209-D3	ELDERBURY CT	BEGIN	DEWSBURY AV	6	Residential	430 ft	30 ft	12900 ft ²	
	Hump Removal	AC Repair Area	840	Crack Seal	1290 ft				
	Inlet Marker	AC Repair	67						
	Inlet Protection								
	Traffic Loops @								
	Comments								

TB Map Page	Street Name	From	To	Council District	Functional Class	Length	Width	Area	Trash Day
1209-D3	BELGIAN ST	CALLIANDRA RD	DEWSBURY AV	6	Residential	503 ft	36 ft	18108 ft ²	
	Hump Removal	AC Repair Area	225 ft ²	Crack Seal	1811 ft				
	Inlet Marker	AC Repair	18 ton						
	Inlet Protection								
	Traffic Loops @								
	Comments								
1209-D3	CALLIANDRA RD	VIA SAN BLAS	BELGIAN ST	6	Residential	225 ft	36 ft	8100 ft ²	
	Hump Removal	AC Repair Area	0 ft ²	Crack Seal	810 ft				
	Inlet Marker	AC Repair	0 ton						
	Inlet Protection								
	Traffic Loops @								
	Comments								
1209-D3	WELSH RD	DEWSBURY AV	BRENTFORD AV	6	Residential	425 ft	36 ft	15300 ft ²	
	Hump Removal	AC Repair Area	460 ft ²	Crack Seal	1530 ft				
	Inlet Marker	AC Repair	36 ton						
	Inlet Protection								
	Traffic Loops @								
	Comments								
1209-D3	BRENTFORD AV	BELGIAN ST	POLARIS DR	6	Residential	235 ft	36 ft	8460 ft ²	
	Hump Removal	AC Repair Area	0 ft ²	Crack Seal	846 ft				
	Inlet Marker	AC Repair	0 ton						
	Inlet Protection								
	Traffic Loops @								
	Comments								

TB Map Page	Street Name	From	To	Council District	Functional Class	Length	Width	Area	Trash Day
1209-D3	VIA SAN BLAS	WESTMORE RD	CALLIANDRA RD	6	Residential	200 ft	36 ft	7200 ft ²	
	Hump Removal	AC Repair Area	0 ft ²	Crack Seal	720 ft				
	Inlet Marker	AC Repair	0 ton						
	Inlet Protection								
	Traffic Loops @								
	Comments								
1209-D3	DEWSBURY AV	POLARIS DR	DECATUR RD	6	Residential	247 ft	36 ft	8892 ft ²	
	Hump Removal	AC Repair Area		Crack Seal	889 ft				
	Inlet Marker	AC Repair							
	Inlet Protection								
	Traffic Loops @								
	Comments								
1209-D3	POLARIS DR	BRENTFORD AV	LIBRA DR	6	Residential	250 ft	36 ft	9000 ft ²	
	Hump Removal	AC Repair Area	6,000 ft ²	Crack Seal	900 ft				
	Inlet Marker	AC Repair	115 ton						
	Inlet Protection								
	Traffic Loops @								
	Comments								
1209-D3	DECATUR RD	DECATUR CR	AMBERLY CR	6	Residential	220 ft	36 ft	7920 ft ²	
	Hump Removal	AC Repair Area	200	Crack Seal	792 ft				
	Inlet Marker	AC Repair	16						
	Inlet Protection								
	Traffic Loops @								
	Comments								

TB Map Page	Street Name	From	To	Council District	Functional Class	Length	Width	Area	Trash Day
1209-D3	DEWSBURY AV	WELSH RD	SAN BLAS CR	6	Residential	250 ft	36 ft	9000 ft ²	
	Hump Removal	AC Repair Area	1,500 ft ²	Crack Seal	900 ft				
	Inlet Marker 2 ea	AC Repair	29 ton						
	Inlet Protection 2 ea								
	Traffic Loops @								
	Comments								
1209-D3	POLARIS DR	DEWSBURY AV	BRENTFORD AV	6	Residential	415 ft	36 ft	14940 ft ²	
	Hump Removal	AC Repair Area	1,600 ft ²	Crack Seal	1494 ft				
	Inlet Marker	AC Repair	67 ton						
	Inlet Protection								
	Traffic Loops @								
	Comments								
1209-D3	CALLIANDRA RD	BELGIAN ST	POLARIS DR	6	Residential	240 ft	36 ft	8640 ft ²	
	Hump Removal	AC Repair Area	0 ft ²	Crack Seal	864 ft				
	Inlet Marker	AC Repair	0 ton						
	Inlet Protection								
	Traffic Loops @								
	Comments								
1209-D3	BRENTFORD AV	CANIS LN	WELSH RD	6	Residential	238 ft	36 ft	8568 ft ²	
	Hump Removal	AC Repair Area	0 ft ²	Crack Seal	857 ft				
	Inlet Marker	AC Repair	0 ton						
	Inlet Protection								
	Traffic Loops @								
	Comments								

TB Map Page	Street Name	From	To	Council District	Functional Class	Length	Width	Area	Trash Day
1209-D3	DEWSBURY AV	BELGIAN ST	POLARIS DR	6	Residential	238 ft	36 ft	8568 ft ²	
	Hump Removal	AC Repair Area	0 ft ²	Crack Seal	857 ft				
	Inlet Marker	AC Repair	0 ton						
	Inlet Protection								
	Traffic Loops @								
	Comments								
1209-D3	BELGIAN ST	DEWSBURY AV	BRENTFORD AV	6	Residential	380 ft	36 ft	13680 ft ²	
	Hump Removal	AC Repair Area	225 ft ²	Crack Seal	1368 ft				
	Inlet Marker	AC Repair	4 ton						
	Inlet Protection								
	Traffic Loops @								
	Comments								
1209-D3	CANIS LN	DEWSBURY AV	BRENTFORD AV	6	Residential	425 ft	36 ft	15300 ft ²	
	Hump Removal	AC Repair Area	800 ft ²	Crack Seal	1530 ft				
	Inlet Marker	AC Repair	63 ton						
	Inlet Protection								
	Traffic Loops @								
	Comments								
1209-D3	VIA SAN BLAS	DUNCAN RD	DEWSBURY AV	6	Residential	260 ft	36 ft	9360 ft ²	
	Hump Removal	AC Repair Area	420 ft ²	Crack Seal	936 ft				
	Inlet Marker	AC Repair	8 ton						
	Inlet Protection								
	Traffic Loops @								
	Comments								

TB Map Page	Street Name	From	To	Council District	Functional Class	Length	Width	Area	Trash Day
1209-D3	DECATUR CR	DECATUR RD	END	6	Residential	220 ft	30 ft	6600 ft ²	
	Hump Removal	AC Repair Area	1,225 ft ²	Crack Seal	660 ft				
	Inlet Marker	AC Repair	60 ton						
	Inlet Protection								
	Traffic Loops @								
	Comments								
1209-D3	DEWSBURY AV	DECATUR RD	ELDERBURY CT	6	Residential	483 ft	36 ft	17388 ft ²	
	Hump Removal	AC Repair Area	1,050 ft ²	Crack Seal	1739 ft				
	Inlet Marker	AC Repair	83 ton						
	Inlet Protection								
	Traffic Loops @								
	Comments								
1209-D3	DEWSBURY AV	SAN BLAS CR	BELGIAN ST	6	Residential	247 ft	36 ft	8892 ft ²	
	Hump Removal	AC Repair Area	3,000 ft ²	Crack Seal	889 ft				
	Inlet Marker	AC Repair	58 ton						
	Inlet Protection								
	Traffic Loops @								
	Comments								
1209-D3	EBERLY CT	BEGIN	DEWSBURY AV	6	Residential	660 ft	30 ft	19800 ft ²	
	Hump Removal	AC Repair Area	550 ft ²	Crack Seal	1980 ft				
	Inlet Marker	AC Repair	44 ton						
	Inlet Protection								
	Traffic Loops @								
	Comments								

TB Map Page	Street Name	From	To	Council District	Functional Class	Length	Width	Area	Trash Day
1209-D3	CLOVER CR	DECATUR RD	END	6	Residential	250 ft	30 ft	7500 ft ²	
	Hump Removal	AC Repair Area	2,800	Crack Seal	750 ft				
	Inlet Marker	AC Repair	222						
	Inlet Protection								
	Traffic Loops @								
	Comments								
1209-D3	VIA SAN BLAS	CALLIANDRA RD	DUNCAN RD	6	Residential	343 ft	36 ft	12348 ft ²	
	Hump Removal	AC Repair Area	160 ft ²	Crack Seal	1235 ft				
	Inlet Marker	AC Repair	3 ton						
	Inlet Protection								
	Traffic Loops @								
	Comments								
1209-D3	DECATUR RD	CLOVER CR	DEWSBURY AV	6	Residential	310 ft	36 ft	11160 ft ²	
	Hump Removal	AC Repair Area	1,800 ft ²	Crack Seal	1116 ft				
	Inlet Marker	AC Repair	35 ton						
	Inlet Protection								
	Traffic Loops @								
	Comments								
1209-D3	DECATUR RD	DEWSBURY AV	DECATUR CR	6	Residential	200 ft	36 ft	7200 ft ²	
	Hump Removal	AC Repair Area		Crack Seal	720 ft				
	Inlet Marker	AC Repair							
	Inlet Protection								
	Traffic Loops @								
	Comments								

TB Map Page	Street Name	From	To	Council District	Functional Class	Length	Width	Area	Trash Day
1209-D3	POLARIS DR	CALLIANDRA RD	DEWSBURY AV	6	Residential	505 ft	36 ft	18180 ft ²	
	Hump Removal	AC Repair Area	25 ft ²	Crack Seal	1818 ft				
	Inlet Marker	AC Repair	2 ton						
	Inlet Protection								
	Traffic Loops @								
	Comments								
1209-D3	DEWSBURY AV	EBERLY CT	DRACO RD	6	Residential	387 ft	40 ft	15480 ft ²	
	Hump Removal	AC Repair Area	100 ft ²	Crack Seal	1548 ft				
	Inlet Marker	AC Repair	8 ton						
	Inlet Protection								
	Traffic Loops @								
	Comments								
1209-D3	AMBERLY CR	DECATUR RD	END	6	Residential	220 ft	30 ft	6600 ft ²	
	Hump Removal	AC Repair Area	400 ft ²	Crack Seal	660 ft				
	Inlet Marker	AC Repair	8 ton						
	Inlet Protection								
	Traffic Loops @								
	Comments								
1209-D3	DUNCAN RD	WESTONHILL DR	VIA SAN BLAS	6	Residential	700 ft	36 ft	25200 ft ²	
	Hump Removal	AC Repair Area	200 ft ²	Crack Seal	2520 ft				
	Inlet Marker	AC Repair	16 ton						
	Inlet Protection								
	Traffic Loops @								
	Comments								

TB Map Page	Street Name	From	To	Council District	Functional Class	Length	Width	Area	Trash Day
1209-D3	DEWSBURY AV	ELDERBURRY CT	EBERLY CT	6	Residential	269 ft	36 ft	9684 ft ²	
	Hump Removal	AC Repair Area	0 ft ²	Crack Seal	968 ft				
	Inlet Marker	AC Repair	0 ton						
	Inlet Protection								
	Traffic Loops @								
	Comments								
1209-D4	LONDONDERRY AV	WOODLAWN DR	DUNHOLME ST	6	Residential	250 ft	36 ft	9000 ft ²	
	Hump Removal	AC Repair Area		Crack Seal	900 ft				
	Inlet Marker	AC Repair							
	Inlet Protection								
	Traffic Loops @								
	Comments								
1209-D4	PAGODA WY	WESTONHILL DR	GOLD COAST PL	6	Residential	1030 ft	36 ft	37080 ft ²	
	Hump Removal	AC Repair Area	0 ft ²	Crack Seal	3708 ft				
	Inlet Marker	AC Repair	0 ton						
	Inlet Protection								
	Traffic Loops @								
	Comments								
1209-D4	WESTCHESTER AV	DUNHOLME ST	CAMTO WESTCHESTER	6	Residential	620 ft	40 ft	24800 ft ²	
	Hump Removal	AC Repair Area	300 ft ²	Crack Seal	2480 ft				
	Inlet Marker	AC Repair	6 ton						
	Inlet Protection								
	Traffic Loops @								
	Comments								

TB Map Page	Street Name	From	To	Council District	Functional Class	Length	Width	Area	Trash Day
1209-D4	BEDFONT CR	BEGIN	FLANDERS DR	6	Residential	485 ft	36 ft	17460 ft ²	
	Hump Removal	AC Repair Area	450	Crack Seal	1746 ft				
	Inlet Marker	AC Repair	36						
	Inlet Protection								
	Traffic Loops @								
	Comments								
1209-D4	WESTCHESTER AV	WOODLAWN DR	DUNHOLME ST	6	Residential	266 ft	40 ft	10640 ft ²	
	Hump Removal	AC Repair Area	0 ft ²	Crack Seal	1064 ft				
	Inlet Marker	AC Repair	0 ton						
	Inlet Protection								
	Traffic Loops @								
	Comments								
1209-D4	LONDONDERRY AV	DUNHOLME ST	FLANDERS DR	6	Residential	599 ft	36 ft	21564 ft ²	
	Hump Removal	AC Repair Area		Crack Seal	2156 ft				
	Inlet Marker	AC Repair							
	Inlet Protection								
	Traffic Loops @								
	Comments								
1209-D4	STANWELL ST	WESTONHILL DR	GREENFORD DR	6	Residential	1125 ft	36 ft	40500 ft ²	
	Hump Removal	AC Repair Area	1,850 ft ²	Crack Seal	4050 ft				
	Inlet Marker	AC Repair	120 ton						
	Inlet Protection								
	Traffic Loops @								
	Comments								

TB Map Page	Street Name	From	To	Council District	Functional Class	Length	Width	Area	Trash Day
1209-D5	LONDONDERRY AV	THREE SEASONS RD	GOLD COAST DR	6	Residential	265 ft	36 ft	9540 ft ²	
	Hump Removal	AC Repair Area	0 ft ²	Crack Seal	954 ft				
	Inlet Marker	AC Repair	0 ton						
	Inlet Protection								
	Traffic Loops @								
	Comments								
1209-D5	WESTONHILL DR	COVINA CR	GOLD COAST DR	6	Collector	244 ft	40 ft	9760 ft ²	
	Hump Removal	AC Repair Area	0 ft ²	Crack Seal	976 ft				
	Inlet Marker	AC Repair	0 ton						
	Inlet Protection								
	Traffic Loops @								
	Comments								
1209-D5	WESTONHILL DR	LONGWOOD ST	COVINA ST	6	Collector	244 ft	40 ft	9760 ft ²	
	Hump Removal	AC Repair Area	0 ft ²	Crack Seal	976 ft				
	Inlet Marker	AC Repair	0 ton						
	Inlet Protection								
	Traffic Loops @								
	Comments								
1209-D5	WESTONHILL DR	JADE COAST DR	FERNDAL ST	6	Collector	244 ft	40 ft	9760 ft ²	
	Hump Removal	AC Repair Area	0 ft ²	Crack Seal	976 ft				
	Inlet Marker	AC Repair	0 ton						
	Inlet Protection								
	Traffic Loops @								
	Comments								

Filter (Work Order Number is equal to "FY14-S3")
Sort [..\Thomas Bros Map Page] Ascending

TB Map Page	Street Name	From	To	Council District	Functional Class	Length	Width	Area	Trash Day
1209-D5	GLENELLEN LN	GOLD COAST DR	WOODLAWN DR	6	Residential	0 ft	0 ft	0 ft ²	
	Hump Removal	AC Repair Area	0 ft ²	Crack Seal	0 ft				
	Inlet Marker	AC Repair	0 ton						
	Inlet Protection								
	Traffic Loops @								
	Comments								
1209-D5	WESTONHILL DR	GOLD COAST DR	PAGODA WY	6	Collector	244 ft	40 ft	9760 ft ²	
	Hump Removal	AC Repair Area	1,100 ft ²	Crack Seal	976 ft				
	Inlet Marker 1 ea	AC Repair	45 ton						
	Inlet Protection 1 ea								
	Traffic Loops @								
	Comments SN 514044								
1209-D5	WESTCHESTER AV	GOLD COAST DR	WOODLAWN DR	6	Residential	490 ft	40 ft	19600 ft ²	
	Hump Removal	AC Repair Area	0 ft ²	Crack Seal	1960 ft				
	Inlet Marker	AC Repair	0 ton						
	Inlet Protection								
	Traffic Loops @								
	Comments								
1209-D5	SULLY WY	COVINA ST	HELENJAMES AV	6	Residential	280 ft	36 ft	10080 ft ²	
	Hump Removal	AC Repair Area	150 ft ²	Crack Seal	1008 ft				
	Inlet Marker	AC Repair	12 ton						
	Inlet Protection								
	Traffic Loops @								
	Comments								

TB Map Page	Street Name	From	To	Council District	Functional Class	Length	Width	Area	Trash Day
1209-D5	LONDONDERRY AV	GOLD COAST DR	WOODLAWN DR	6	Residential	490 ft	36 ft	17640 ft ²	
	Hump Removal	AC Repair Area		Crack Seal	1764 ft				
	Inlet Marker	AC Repair							
	Inlet Protection								
	Traffic Loops @								
	Comments								
1209-D5	WESTONHILL DR	FERNDALE ST	LONGWOOD ST	6	Collector	244 ft	40 ft	9760 ft ²	
	Hump Removal	AC Repair Area	0 ft ²	Crack Seal	976 ft				
	Inlet Marker	AC Repair	0 ton						
	Inlet Protection								
	Traffic Loops @								
	Comments								
1209-D5	WESTONHILL DR	COVINA ST	COVINA CR	6	Collector	250 ft	40 ft	10000 ft ²	
	Hump Removal	AC Repair Area	0 ft ²	Crack Seal	1000 ft				
	Inlet Marker	AC Repair	0 ton						
	Inlet Protection								
	Traffic Loops @								
	Comments								
1209-D5	HELENJAMES AV	LIPSCOMB DR	END	6	Residential	520 ft	36 ft	18720 ft ²	
	Hump Removal	AC Repair Area	2,000 ft ²	Crack Seal	1872 ft				
	Inlet Marker	AC Repair	158 ton						
	Inlet Protection								
	Traffic Loops @								
	Comments								

TB Map Page	Street Name	From	To	Council District	Functional Class	Length	Width	Area	Trash Day
1209-D5	HELENJAMES AV	SULLY WY	LIPSCOMB DR	6	Residential	430 ft	36 ft	15480 ft ²	
	Hump Removal	AC Repair Area	450 ft ²	Crack Seal	1548 ft				
	Inlet Marker	AC Repair	9 ton						
	Inlet Protection								
	Traffic Loops @								
	Comments								

Total Number of Locations: 284

Estimated Project Totals:

Total Area (ft ²):	3,933,454 ft ²	Total Survey Miles: 19.8
Tons of AC:	3,113 ton	
Lineal Feet of HUMPS:	0	
DRAIN INLET PROTECTION:	71	
DRAIN INLET MARKERS:	69	
Lineal Feet of CRACK SEAL:	393,346 ft	
SIGNAL LOOPS:	36	

APPENDIX E

Hydrostatic Discharge Form

Hydrostatic Discharge Requirements Certification (Discharge Events \geq 325,850 gpd)

All discharge activities related to this project comply with the Regional Water Quality Control Board (RWQCB) Order No. R9-2010-0003, General Permit for Discharges of Hydrostatic Test Water and Potable Water to Surface Water and Storm Drains as referenced by (http://www.waterboards.ca.gov/sandiego/board_decisions/adopted_orders/2010/R9-2010-0003.pdf), and as follows:

Discharged water has been dechlorinated to below **0.1** (mg/l) level; and effluent has been maintained between **6 and 9** (pH) based on:

Is Discharge Within Limits?

Comment/Action Taken

Event #	Discharge Date	Item Tested	Duration	Amount (gpd)	Description of the Proposed Discharge	Method and Test Result	Is Discharge Within Limits?		Comment/Action Taken
							YES	NO	
		Chlorine							
		pH							
		Chlorine							
		pH							
		Chlorine							
		pH							
		Chlorine							
		pH							

Qualified Personnel Conducting Tests (Print Name):

SAP No.(s):

***Signed:**

Project Name:

* By signing, I hereby certify and affirm under penalty of perjury that all of the statements and conditions for hydrostatic discharge events are correct.

Have any thresholds been exceeded? Per Order No. R9-2010-0003, would this be a reportable discharge and must be reported **within 24 hours** of the event? [Reportable discharge would include violation of maximum gallons per day, any upset which exceeds any effluent limit]

APPENDIX F

Hazardous Label/Forms

INCIDENT/RELEASE ASSESSMENT FORM ¹

If you have an emergency, Call 911

Handlers of hazardous materials are required to report releases. The following is a tool to be used for assessing if a release is reportable. Additionally, a non-reportable release incident form is provided to document why a release is not reported (see back).

Questions for Incident Assessment:

	YES	NO
1. Was anyone killed or injured, or did they require medical care or admitted to a hospital for observation?	<input type="checkbox"/>	<input type="checkbox"/>
2. Did anyone, other than employees in the immediate area of the release, evacuate?	<input type="checkbox"/>	<input type="checkbox"/>
3. Did the release cause off-site damage to public or private property?	<input type="checkbox"/>	<input type="checkbox"/>
4. Is the release greater than or equal to a reportable quantity (RQ)?	<input type="checkbox"/>	<input type="checkbox"/>
5. Was there an uncontrolled or unpermitted release to the air?	<input type="checkbox"/>	<input type="checkbox"/>
6. Did an uncontrolled or unpermitted release escape secondary containment, or extend into any sewers, storm water conveyance systems, utility vaults and conduits, wetlands, waterways, public roads, or off site?	<input type="checkbox"/>	<input type="checkbox"/>
7. Will control, containment, decontamination, and/or clean up require the assistance of federal, state, county, or municipal response elements?	<input type="checkbox"/>	<input type="checkbox"/>
8. Was the release or threatened release involving an unknown material or contains an unknown hazardous constituent?	<input type="checkbox"/>	<input type="checkbox"/>
9. Is the incident a threatened release (a condition creating a substantial probability of harm that requires immediate action to prevent, reduce, or mitigate damages to persons, property, or the environment)?	<input type="checkbox"/>	<input type="checkbox"/>
10. Is there an increased potential for secondary effects including fire, explosion, line rupture, equipment failure, or other outcomes that may endanger or cause exposure to employees, the general public, or the environment?	<input type="checkbox"/>	<input type="checkbox"/>

If the answer is YES to any of the above questions – report the release to the California Office of Emergency Services at 800-852-7550 and the local CUPA daytime: (619) 338-2284, after hours: (858) 565-5255. Note: other state and federal agencies may require notification depending on the circumstances.

Call 911 in an emergency

If all answers are NO, complete a Non Reportable Release Incident Form (page 2 of 2) and keep readily available. Documenting why a “no” response was made to each question will serve useful in the event questions are asked in the future, and to justify not reporting to an outside regulatory agency.

If in doubt, report the release.

¹ This document is a guide for accessing when hazardous materials release reporting is required by Chapter 6.95 of the California Health and Safety Code. It does not replace good judgment, Chapter 6.95, or other state or federal release reporting requirements.

NON REPORTABLE RELEASE INCIDENT FORM

1. RELEASE AND RESPONSE DESCRIPTION

Incident # _____

Date/Time Discovered	Date/Time Discharge	Discharge Stopped <input type="checkbox"/> Yes <input type="checkbox"/> No
Incident Date / Time:		
Incident Business / Site Name:		
Incident Address:		
Other Locators (Bldg, Room, Oil Field, Lease, Well #, GIS)		
Please describe the incident and indicate specific causes and area affected. Photos Attached?: <input type="checkbox"/> Yes <input type="checkbox"/> No		
Indicate actions to be taken to prevent similar releases from occurring in the future.		

2. ADMINISTRATIVE INFORMATION

Supervisor in charge at time of incident:	Phone:
Contact Person:	Phone:

3. CHEMICAL INFORMATION

Chemical	Quantity <input type="checkbox"/> GAL <input type="checkbox"/> LBS <input type="checkbox"/> FT ³
Chemical	Quantity <input type="checkbox"/> GAL <input type="checkbox"/> LBS <input type="checkbox"/> FT ³
Chemical	Quantity <input type="checkbox"/> GAL <input type="checkbox"/> LBS <input type="checkbox"/> FT ³
Clean-Up Procedures & Timeline:	
Completed By:	Phone:
Print Name:	Title:

EMERGENCY RELEASE FOLLOW - UP NOTICE REPORTING FORM

A	BUSINESS NAME	FACILITY EMERGENCY CONTACT & PHONE NUMBER () -					
B	INCIDENT DATE	MO	DAY	YR	TIME OES NOTIFIED	(use 24 hr time)	OES CONTROL NO.
C	INCIDENT ADDRESS LOCATION			CITY / COMMUNITY	COUNTY	ZIP	
D	CHEMICAL OR TRADE NAME (print or type)					CAS Number	
D	CHECK IF CHEMICAL IS LISTED IN 40 CFR 355, APPENDIX A <input type="checkbox"/>				CHECK IF RELEASE REQUIRES NOTIFICATION UNDER 42 U.S.C. Section 9603 (a) <input type="checkbox"/>		
D	PHYSICAL STATE CONTAINED <input type="checkbox"/> SOLID <input type="checkbox"/> LIQUID <input type="checkbox"/> GAS		PHYSICAL STATE RELEASED <input type="checkbox"/> SOLID <input type="checkbox"/> LIQUID <input type="checkbox"/> GAS		QUANTITY RELEASED		
D	ENVIRONMENTAL CONTAMINATION <input type="checkbox"/> AIR <input type="checkbox"/> WATER <input type="checkbox"/> GROUND <input type="checkbox"/> OTHER			TIME OF RELEASE	DURATION OF RELEASE — DAYS — HOURS — MINUTES		
E	ACTIONS TAKEN						
F	KNOWN OR ANTICIPATED HEALTH EFFECTS (Use the comments section for addition information)						
<input type="checkbox"/> ACUTE OR IMMEDIATE (explain) _____							
<input type="checkbox"/> CHRONIC OR DELAYED (explain) _____							
<input type="checkbox"/> NOTKNOWN (explain) _____							
G	ADVICE REGARDING MEDICAL ATTENTION NECESSARY FOR EXPOSED INDIVIDUALS						
H	COMMENTS (INDICATE SECTION (A - G) AND ITEM WITH COMMENTS OR ADDITIONAL INFORMATION)						
I	CERTIFICATION: I certify under penalty of law that I have personally examined and I am familiar with the information submitted and believe the submitted information is true, accurate, and complete.						
REPORTING FACILITY REPRESENTATIVE (print or type) _____							
SIGNATURE OF REPORTING FACILITY REPRESENTATIVE _____ DATE: _____							

EMERGENCY RELEASE FOLLOW-UP NOTICE REPORTING FORM INSTRUCTIONS

GENERAL INFORMATION:

Chapter 6.95 of Division 20 of the California Health and Safety Code requires that written emergency release follow-up notices prepared pursuant to 42 U.S.C. § 11004, be submitted using this reporting form. Non-permitted releases of reportable quantities of Extremely Hazardous Substances (listed in 40 CFR 355, appendix A) or of chemicals that require release reporting under section 103(a) of the Comprehensive Environmental Response, Compensation, and Liability Act of 1980 [42 U.S.C. § 9603(a)] must be reported on the form, as soon as practicable, but no later than 30 days, following a release. The written follow-up report is required in addition to the verbal notification.

BASIC INSTRUCTIONS:

- The form, when filled out, reports follow-up information required by 42 U.S.C § 11004. Ensure that all information requested by the form is provided as completely as possible.
- If the incident involves reportable releases of more than one chemical, prepare one report form for each chemical released.
- If the incident involves a series of separate releases of chemical(s) at different times, the releases should be reported on separate reporting forms.

SPECIFIC INSTRUCTIONS:

Block A: Enter the name of the business and the name and phone number of a contact person who can provide detailed facility information concerning the release.

Block B: Enter the date of the incident and the time that verbal notification was made to OES. The OES control number is provided to the caller by OES at the time verbal notification is made. Enter this control number in the space provided.

Block C: Provide information pertaining to the location where the release occurred. Include the street address, the city or community, the county and the zip code.

Block D: Provide information concerning the specific chemical that was released. Include the chemical or trade name and the Chemical Abstract Service (CAS) number. Check all categories that apply. Provide best available information on quantity, time and duration of the release.

Block E: Indicate all actions taken to respond to and contain the release as specified in 42 U.S.C. § 11004(c).

Block F: Check the categories that apply to the health effects that occurred or could result from the release. Provide an explanation or description of the effects in the space provided. Use Block H for additional comments/information if necessary to meet requirements specified in 42 U.S.C. § 11004(c).

Block G: Include information on the type of medical attention required for exposure to the chemical released. Indicate when and how this information was made available to individuals exposed and to medical personnel, if appropriate for the incident, as specified in 42 U.S.C. § 11004(c).

Block H: List any additional pertinent information.

Block I: Print or type the name of the facility representative submitting the report. Include the official signature and the date that the form was prepared.

MAIL THE COMPLETED REPORT TO:

**State Emergency Response Commission (SERC)
Attn: Section 304 Reports
Hazardous Materials Unit
3650 Schriever Avenue
Mather, CA 95655**

NOTE: Authority cited: Sections 25503, 25503.1 and 25507.1, Health and Safety Code. Reference: Sections 25503(b)(4), 25503.1, 25507.1, 25518 and 25520, Health and Safety Code.

**HAZARDOUS
WASTE**

**STATE AND FEDERAL LAW PROHIBITS IMPROPER DISPOSAL
IF FOUND, CONTACT THE NEAREST POLICE, OR PUBLIC SAFETY
AUTHORITY, OR THE U.S. ENVIRONMENTAL PROTECTION AGENCY
OR THE CALIFORNIA DEPARTMENT OF HEALTH SERVICES**

GENERATOR NAME _____

ADDRESS _____ 24 HR. PHONE () _____

CITY _____ STATE _____ ZIP _____

EPA ID NO. _____ MANIFEST DOCUMENT NO. _____

EPA WASTE NO. _____ CA WASTE NO. _____ ACCUMULATION START DATE _____ / /

CONTENTS, COMPOSITION _____

PROPER DOT SHIPPING NAME _____

TECHNICAL NAME (S) _____

UN/NA NO. WITH PREFIX _____

PHYSICAL STATE HAZARDOUS PROPERTIES FLAMMABLE TOXIC
 SOLID LIQUID CORROSIVE REACTIVE OTHER _____

HANDLE WITH CARE!
CONTAINS HAZARDOUS OR TOXIC WASTES

APPENDIX G

Supplementary Special Provisions to the Department of Transportation Standard Specifications

APPENDIX G

SUPPLEMENTARY SPECIAL PROVISIONS TO THE DEPARTMENT OF TRANSPORTATION STANDARD SPECIFICATIONS

2010 Edition

SECTION 84: TRAFFIC STRIPES AND PAVEMENT MARKINGS

84-1.03A **General.** ADD the following:

Prior to eradication of existing striping and pavement markings, the contractor shall be responsible for developing and recording control points to re-establish the existing traffic striping and pavement markings. The Contractor shall prepare and submit, for the Engineer's approval, a video recording of all existing improvements, including striping and pavement markings, with sufficient detail to reestablish the existing traffic striping and pavement markings in accordance with City Supplement Section 7-9.1. The Contractor shall provide striping and pavement marking plans to the Resident Engineer a minimum two weeks prior to the start of the PCC Panel Replacement. The Contractor shall be responsible for verifying the striping and pavement marking quantities.

84-1.03C **TOLERANCES AND APPEARANCE.** ADD the following:

Striping of lane lines and centerlines shall conform to the California MUTCD for the lowest speed of the right-of-way regardless of the speed for the road segment being striped.

84-2.02 **MATERIALS.** ADD the following:

All Pavement markings shall be installed with yellow or white preformed thermoplastic, extruded thermoplastic, or spray thermoplastic. Extrude thermoplastic shall be PTH02ALKYD or equivalent and subject to approval by the Engineer. Products used must be on the State of California, Department of Transportation (Caltrans) Prequalified and Tested Signing and Delineation Materials list. The stencils or preformed pavement markings shall conform to drawings A24 A-F of the Standard Plans of the State of California Department of Transportation, 2010 Edition. Stencils shall be approved by the Engineer prior to use on the contract. Thermoplastic products must be installed in accordance with manufacturer's specifications.

For this contract, the glass beads shall conform to State Specification No. 8010-21C-22 (Type II).

84-1.03E **Application of Stripes and Markings.** ADD the following:

All crosswalk lines, limit lines, and pavement legends (except within a bike lane) shall be thermoplastic in accordance with these Specifications. At no time shall thermoplastic pavement markings be located within designated bike lanes.

The Contractor shall install all required thermoplastic pavement markings, including limit lines, within five (5) calendar days after the day on which the concrete is placed. Pavement markings shall be applied after a minimum of one coat of traffic striping has been applied to ensure proper placement.

84-2.04 PAYMENT. ADD the following:

All work, materials, labor, costs, and time associated with removing and applying thermoplastic pavement markings shall be included in the lump sum bid item for “Remove and Replace Traffic Striping and Pavement Markings”.

84-3.02A General. ADD the following:

For this contract, paint for traffic stripes shall be State of California Department of Transportation Specification PTWB-01 for Paint, Waterborne Traffic Line, White, Yellow, and Black. Samples of paint will be collected randomly in the field for testing by the Engineer. If the paint is found to contain lead or any lead compound, the Contractor shall, at its own expense, neatly and thoroughly remove any and all lead or lead compound bearing markings (both stripes and/or pavement markings) from the road surface. Any waste material generated as a result of the aforesaid removal operation shall be considered as Hazardous Material and shall be disposed of, at the Contractor’s expense, in conformance to all applicable State and Federal laws. Certification of said disposal shall be provided to the Engineer.

In the event that air pollution control requirements change, the Contractor shall use a lead-free paint product that conforms to the most current State Specifications that satisfy the requirements.

The State Specification No. for glass beads is amended to read “8010-21C-22 (Type II)”.

84-3.03 CONSTRUCTION. ADD the following:

The first coat of paint for traffic striping shall be applied within five calendar days after the day on which the concrete is placed. The second coat of paint for traffic striping may be applied the same day as the first coat, if the first coat of paint is dry. If the first coat of paint is not dry, the second coat of paint shall be applied no later than five calendar days after the day on which the concrete is placed.

In the event traffic striping or pavement marking is not applied within the time restraints specified in this contract, the City may suspend or cease resurfacing operations until such time all required traffic striping and pavement marking has been properly applied, to the satisfaction of the Engineer. For each road segment, all traffic striping shall be completed prior to the installation of raised pavement markers.

The Contractor shall be responsible for maintaining safe traffic operations through the work area.

84-3.04 Payment. ADD the following:

All work, materials, labor, costs, and time associated with replacing traffic striping shall be included in the unit bid item for “Remove and Replace Traffic Striping and Pavement Markings”.

SECTION 85: PAVEMENT MARKERS

85-1.02A **General.** ADD the following:

All references herein to the term “reflective” pavement markers shall refer to the term “retroreflective” pavement markers as the term is used in the Standard Specifications. For the purposes of this project, the two terms are considered interchangeable.

The Resident Engineer shall not be precluded from sampling and testing products appearing on the State of California, Department of Transportation Pre-qualified Products Lists (PQL), including products on the Prequalified and Tested Signing and Delineation Materials list. For each type of product supplied from the PQL, the manufacturer shall furnish, to the Resident Engineer, a Certificate of Compliance in conformance with the provisions in Section 6-3.05E, “Certificates of Compliance”, of the Caltrans Standard Specifications.

Products not included in the PQL may be used in the work provided the products conform to the requirement of the Caltrans Standard Specifications and Special Provisions. Materials and products may be added to the PQL if the manufacturer submits an inquiry to the New Product Coordinator at the Transportation Laboratory, Department of Transportation. Approval of materials or products will depend upon compliance with the California Department of Transportation New Product Evaluation Guidelines dated July 2009.

85-1.02A **General.** ADD the following:

TYPE OF MARKERS:

TYPE A – Non-reflective White Markers

TYPE AY – Non-Reflective Yellow Markers

TYPE C – Red-Clear Retroreflective Markers

TYPE D – 2-Way Yellow Retroreflective Markers

TYPE G – One-Way Clear Retroreflective Markers

TYPE H – One-Way Yellow Retroreflective Markers

TYPE I – 2-Way Blue Retroreflective Markers

TEMPORARY MARKERS

Temporary pavement markers shall be Bunzl Extrusion Model T.O.M., or an approved equal. Reflective temporary pavement markers shall be two-way amber or one-way white to match existing delineation of the traffic stripe and pavement marking. Non-reflective temporary pavement markers shall be one-way white. Payment for all work, materials, labor, costs, and time associated with placing temporary markers shall be included in the unit Bid item for PCC Street Panel Replacement

85-1.02C RETROREFLECTIVE PAVEMENT MARKERS. ADD the following:

Pavement marker height shall be 0.70” maximum. “Low profile” type markers will not be accepted.

85-1.03A General. ADD the following:

Pressure sensitive adhesive pad types shall not be used.

The control lines for placing markers shall be the existing traffic stripes, a theoretical extension thereof, or as directed by the Engineer. With the exception of Two-Way Blue Retroreflective Markers located adjacent to all fire hydrants within the project limits, the Contractor will not be required to place pavement markers on roads that are not striped.

Upon completion of the street panel replacement, the Contractor shall install new Pavement Markers in accordance with California Department of Transportation Standard Plans A20 A-D and this Contract. The Contractor shall install Two-Way Blue Retroreflective markers at each fire hydrant, within the project limits, in accordance with the City of San Diego Standard Drawing number SDW-104 or as directed by the Engineer. These standards may require the installation of additional markers that were not pre-existing.

Markers shall not be placed in the following locations, unless otherwise directed by the Engineer:

1. On raised medians.
2. Adjacent to raised medians, which are not supplemented by left-edge striping.
3. Adjacent to right-edge striping.

Placement of all required pavement markers shall be completed within 15 calendar days after the concrete has been placed on each road segment. In the event pavement markers are not applied within the time restraints specified in this contract, the City may suspend or cease sealing operations until such time all required pavement markers have been placed to the satisfaction of the Resident Engineer.

PLACEMENT OF TEMPORARY MARKERS

Upon completion of the street panel replacement, the Contractor shall establish the alignment and installation of temporary pavement markers. The placement of the temporary markers shall be an accurate representation of the striping and markings that existed prior to the panel replacement. The temporary pavement markers shall be in place prior to allowing vehicles to resume the use of the travel way.

Temporary pavement markers shall be used for traffic stripes (traffic lines), edge lanes as defined herein, on the striped edge of the lanes at gore areas that separate traffic at exit and entrance ramps, and on pavement markings.

Traffic stripes (traffic lines) are defined as longitudinal centerlines and lane lines which separate traffic lanes in the same or opposing direction of travel. Reflective temporary pavement markers shall be used on traffic stripes. Non-reflective temporary pavement markers shall be used on longitudinal edge lines that mark the edge of the traveled way.

Pavement markings are defined as transverse markings which include, but are not limited to, word and symbol markings, limit lines (stop lines), crosswalk lines, shoulder markings, parking stall markings, railroad crossing markings, speed bump and lump markings, and bike lane symbols.

The markers shall be installed in accordance with the manufacturer's installation procedure instructions.

Temporary pavement markers shall be maintained in place and clearly visible from both directions of traffic, until final traffic striping and pavement marking has been completed on each road segment. Upon completion of striping and marking of each road segment, any remaining temporary markers, located outside of a painted area or pavement marking, shall be removed by the Contractor without damage to the concrete.

Nothing in these specifications shall be construed as reducing the minimum standards specified in Part 6, "Temporary Traffic Control" of the "California Manual on Uniform Traffic Control Devices" 2012 Edition, or as relieving the Contractor of responsibility as provided in Section 7-1.04, "Public Safety", of the Caltrans Standard Specifications.


85-1.04 PAYMENT. ADD the following:

All work, materials, labor, costs, and time associated with removal and replacement of pavement markers shall be included in unit bid item for "Remove and Replace Traffic Striping and Pavement Markings".

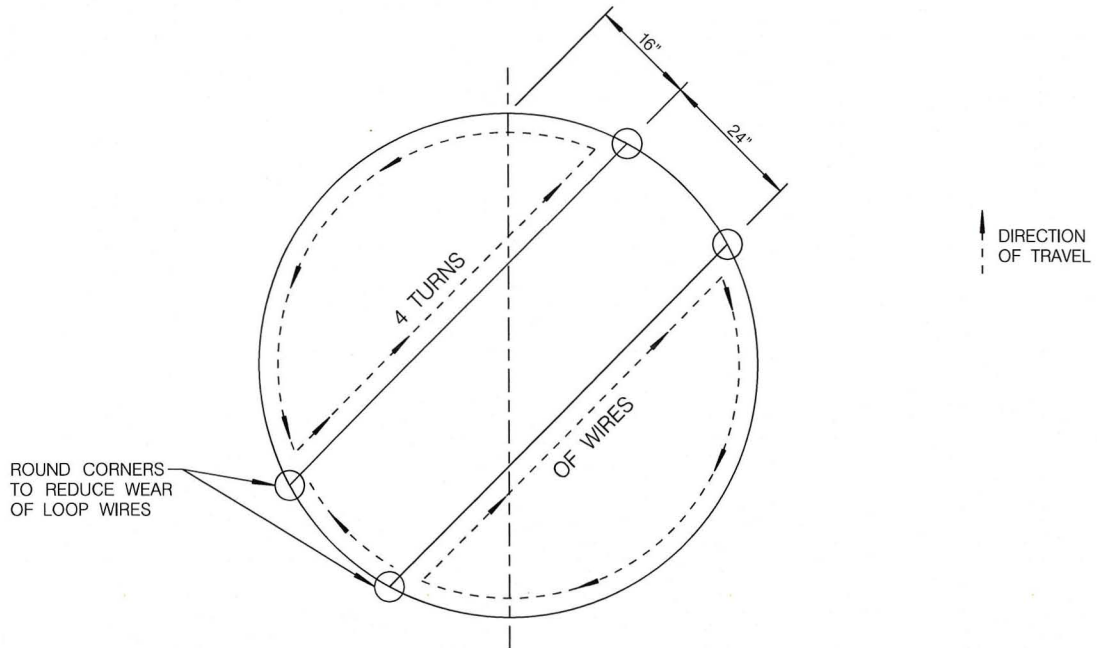
All work, materials, labor, costs, and time associated with installation and removal of temporary pavement markers shall be included in unit bid item for Remove and Replace Traffic Striping and Pavement Markings.

APPENDIX H

Type E Modified Loop (SDE-104)



PLAN DRAWING SYMBOL



SAWCUT & WINDING DETAIL

NOTES:

1. LOOP DIAMETER = 6' TYP
2. DEPTH OF CUT = 3 1/8" MIN
3. NO LOOPS SHALL BE CUT INTO BRIDGE DECKS

MODIFIED TYPE E LIMIT LINE / CROSSWALK DETECTOR

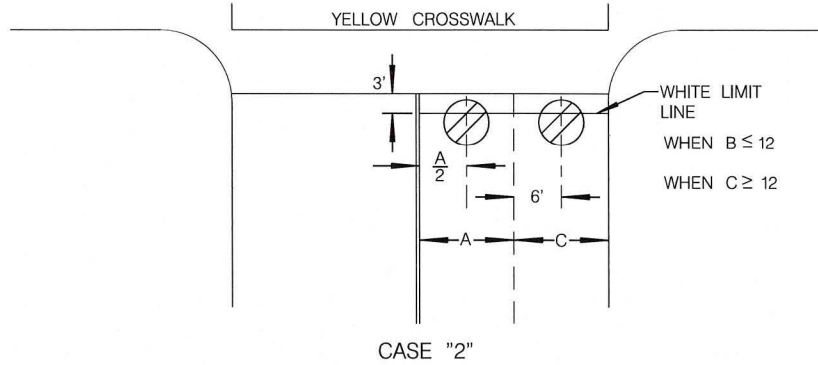
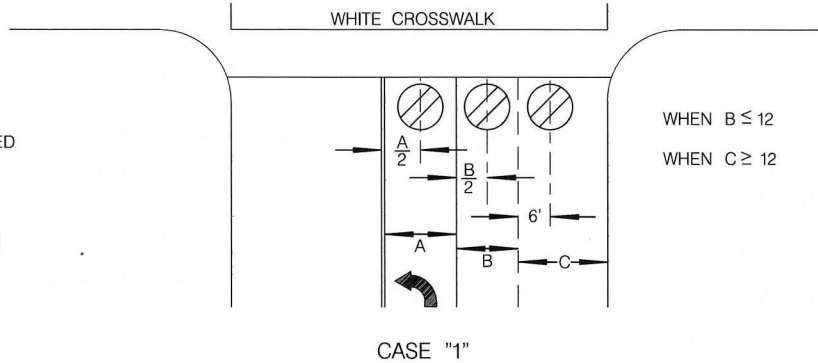
SHEET 1 OF 2

REVISION	BY	APPROVED	DATE	CITY OF SAN DIEGO - STANDARD DRAWING	RECOMMENDED BY THE CITY OF SAN DIEGO STANDARDS COMMITTEE	
ORIGINAL	KA	J. NAGELVOORT	01/12		<i>J. Nagelvoort</i>	12/17/2012
UPDATE	KA	J. NAGELVOORT	12/12	TYPE E MODIFIED LOOP	COORDINATOR R.C.E. 65271 DATE	
					DRAWING NUMBER	SDE-104

FY 14 - Slurry Seal Group 3

NOTES:

1. ALL FRONT LOOPS SHALL BE MODIFIED TYPE "E" LOOPS
2. FRONT LOOPS, SHALL BE INSTALLED IN FRONT OF THE LIMIT LINE OR CROSSWALK ACTING AS A LIMIT LINE



FRONT LOOP REPLACEMENT

SHEET 2 OF 2

REVISION	BY	APPROVED	DATE
ORIGINAL	KA	J. NAGELVOORT	01/12
UPDATE	KA	J. NAGELVOORT	12/12

CITY OF SAN DIEGO – STANDARD DRAWING

TYPE E MODIFIED LOOP

RECOMMENDED BY THE CITY OF SAN DIEGO STANDARDS COMMITTEE

J. Hadali 12/17/2012

COORDINATOR R.C.E. 65271 DATE

DRAWING NUMBER **SDE-104**

APPENDIX I

Scrub Seal

SCRUB SEAL

GENERAL

Wherein these specifications refer to Standard Specifications, it shall mean State of California, Department of Transportation, “Standard Specifications, 2010.” Scrub Seal with Polymer Modified Rejuvenating Emulsion (PMRE) and screenings shall be placed in locations shown in Appendix “D”.

Scrub Seal shall conform to these Special Provisions.

The work involved shall consist of, but not be limited to, furnishing all labor, materials, equipment and transportation for the application of a Polymer Modified Rejuvenating Emulsion (PMRE) and screenings. The work shall be done in the following order: Preparing the pavement surface; applying the PMRE and scrubbing the applied emulsion with a scrub broom as specified herein; applying screenings, brooming the screenings with a secondary broom when specified, rolling the screenings; and sweeping up and disposing of excess screenings off of the job site.

Scrub seal shall be placed a minimum of 5, but no more than 7 calendar days in advance of flush coat/slurry seal placement on each road.

MATERIALS

PMRE

PMRE shall be cationic and shall consist of asphalt, latex polymer modifier and a rejuvenating agent; conforming to the following table:

on Emulsion	Method	Specification
Viscosity @50°C (SFS)	ASTM D244	50 - 350
Residue, w%, minimum.	ASTM D244	65
pH	ASTM E70	2.0-5.0
Sieve, w%, max.	ASTM D244	0.3
Oil distillate, w%, max.	ASTM D244	0.5
<u>Test on Residue</u>⁽¹⁾		
Viscosity @ 60°C, (P), maximum.	ASTM D2171	5000
Penetration @ 4°C, minimum	ASTM D5	40
Elastic Recovery on residue by distillation, %, minimum	AASHTO T59, T301 ^{(1), (2)}	45
Asphaltenes, % minimum	ASTM D2007	24
<u>Test on Original Base Asphalt before emulsification</u>⁽⁵⁾:		
Dynamic Shear, G*/sin δ, Test Temperature 76°C @ 10 rad/s, kPa	AASHTO T-315	1.0 min

on Emulsion	Method	Specification
Test on Rolling Thin Film Residue	AASHTO T-240	
Dynamic Shear, $G^*/\sin \delta$, Test Temperature 76°C @ 10 rad/s, kPa	AASHTO T-315	2.20 min
Test on Residue from Pressure Aging Vessel @ 100°C	AASHTO R-28	
Dynamic Shear, $G^*\sin \delta$, Test Temperature 34°C @ 10 rad/s, kPa	AASHTO T-315	5000 max
Creep Stiffness, S, Test Temperature – 6°C @ 60 sec, MPa	AASHTO T-313	300 max
Creep Stiffness, m-value, Test Temperature – 6°C @ 60 sec	AASHTO T-313	0.300 min
Asphaltenes, % min.	ASTM D-2007	30
<u>Test on Latex:</u>		
Specific Gravity (minimum)	ASTM 1475	1.08
Tensile strength, die C dumbbell, psi, minimum	ASTM D412 (3)	500
Swelling in rejuvenating agent, % maximum; 48 hours exposure @ 104°F	ASTM D471(4) Modified	40% intact film
<u>Test on rejuvenating agent:</u>		
Flash point, COC , °F	ASTM D92	> 380

- (1) Exception to AASHTO T59: Bring the temperature on the lower thermometer slowly to 350o F plus or minus 10oF. Maintain at this temperature for 20 minutes. Complete total distillation in 60 plus or minus 5 minutes from first application of heat.
- (2) Elastic Recovery @ 10o C (50o F): Hour glass sides, pull 20 cm, hold 5 minutes then cut, let sit 1 hour.
- (3) Tensile Strength Determination: Samples for testing for tensile strength in accordance with ASTM D412 shall be cut using a die dumbbell at a crosshead speed of 20 in/min.
- (4) Latex Testing: Suitable substrate for film formation shall be polyethylene boards, silicone rubber sheeting, glass, or any substrate which produces a cured film of uniform cross-section. Polymer film shall be prepared from latex as follows:

Resistance to Swelling: Polymer films shall be formed by using a 50 mil drawdown bar and drawing down 50 mils of the latex on polyethylene boards. Films shall be cured for 14 days at 75°F and 50% humidity. Samples for resistance to swelling in rejuvenating agent shall be 1” by 2” rectangles cut from the cured film. Cut at least 3 specimens for each sample to be tested for swelling. Fill 3- 8 oz ointment tins with at least a ½” deep of rejuvenating agent. Swelling samples shall be weighed and then placed in the ointment tins on top of the rejuvenating agent. Then, add at least another ½” deep of rejuvenating agent over each of the latex samples. The ointment tins shall be covered and placed in an oven at 104°F for the specified 48 hours +/- 15

minutes. The ointment tins are allowed to cool to 75°F and then the latex films are removed from the tins. Unabsorbed rejuvenating agent is removed from the intact latex film by scraping with a rubber policeman and blotting with paper towels. If the latex film does not remain intact during removal from the tins or while removing the unabsorbed rejuvenating agent the sample shall be rejected. After the rejuvenating agent is removed from the samples they are then weighed. Percent swelling is reported as weight increase of the polymer film; report mass increase as a percent by weight of the original latex film mass upon exposure of films to the recycling agent.

- (5) Note original base asphalt shall be modified with natural occurring asphalt and not be chemically modified or polymer modified.

The Latex polymer modifier shall be PA-AS-1 produced by Polymer Science of America or City approved equal. The Contractor shall submit certification from the supplier that the latex is compatible with cationic emulsion proposed.

Additionally, the rejuvenating agent shall conform to the following table:

Test	Requirements
Viscosity, 140°F, CST	50-175
Flash Point, °F, COC	380 minimum.
Saturate, % by weight	30 maximum
Asphaltenes	1.0 maximum
Weight Change, %	6.5 maximum
Viscosity Ratio	3 maximum

SCREENINGS

The size of screenings used shall be “Type B” conforming to the Grading schedule below:

***Screening Aggregates – shown by Grading Type and % passing**

Grading	A 1/4 X #10	B 5/16 X #8	C 3/8 X #6
1/2 (12.5 mm)	100	100	100
3/8 (9.5 mm)	100	100	90 – 100
No. 4 (4.75 mm)	60 – 80	35 – 55	5 – 20
No. 16 (1.18 mm)	0 – 15	0 – 10	0 – 7
No. 30 (600 µm)	0 – 5	0 – 5	0 – 5
No. 200 (75 µm)	0 – 3	0 – 3	0 – 3

SUBMITTALS

- A. The Contractor shall provide a Scrub Seal Operations Manager with sufficient knowledge and experience (3 similar sized projects within the last 2 years) in scrub seal operations. The Scrub Seal Operations Manager shall be onsite for all scrub seal work and shall provide input on the emulsion formulation and application rates as described elsewhere in this specification. The Contractor shall submit proof of experience within 10 working days of receipt of the Notice to Proceed.
- B. At least fifteen (15) working days before scrub seal placement commences, the Contractor shall submit to the Engineer for approval a laboratory report of tests covering the specific materials used in the PMRE. The laboratory shall be a certified independent testing laboratory and shall have no affiliation to any manufacturer or supplier of any of the components used in the PMRE.

The original laboratory report shall be signed by the independent testing laboratory that performed the tests shall show the results of each required test, comparing the test results to those required by the specifications. The report shall clearly show the proportions (percentages based on weight) of asphalt, latex polymer modifier, and rejuvenating agent. Previous laboratory reports covering the same materials may be accepted provided they are made during the same calendar year.

If a material submittal fails any portion of the initial pre-qualification testing performed by the independent testing laboratory, the Engineer will direct the Contractor to re-submit samples of the material for re-testing or at the option of the Contractor re-submit using another material. Complete re-testing of a material submittal, which has failed the initial pre-qualification testing, shall be performed by the independent testing laboratory at the expense of the Contractor. No extension of working days shall be granted if retesting is required.

The Contractor shall submit samples to the Engineer from all suppliers. Sample sizes shall conform to the type and size indicated below and shall include corresponding SDS/MSDS sheets. Each sample shall be clearly labeled as to its contents, project name, job number and Supplier name.

- 1) One gallon of base asphalt
- 2) One gallon of the liquid polymer
- 3) One gallon of asphalt emulsion
- 4) One gallon of recycling agent
- 5) One pound of screenings

The above sample No. 1 shall be submitted to the Engineer in clean, airtight sealed metal containers. The above samples No. 2, 3, 4 shall be submitted in clean airtight sealed plastic one-gallon containers. The above sample No. 5 shall be submitted in standard soil sample bags.

CERTIFICATE OF COMPLIANCE

The Contractor shall submit a Certificate of Compliance with each sample submitted above. A Certificate of Compliance shall accompany each shipment of PMRE to the Work site. The certificate shall show the shipment number, type of material, refinery, consignee, destination, quantity, project title, purchase order number, and date of shipment.

PMRE shipped without a Certificate of Compliance will not be allowed to be used on the Work unless otherwise approved by the Engineer. The Contractor shall be responsible for any delays associated with obtaining the approval of the Engineer.

Full compensation for providing and performing all work required to test and certify materials shall be considered as included in the contract prices paid for scrub seal and no additional compensation will be allowed therefore.

TEST SECTIONS

GENERAL

Test Sections shall be placed prior to the start of the scrub seal work in the presence of the Engineer. The test area will be designated by the Contractor and approved by the Engineer and shall be located on roads scheduled for scrub seal work.

TEST SECTION

Test strips shall be made by each machine after calibration and shall be, as a minimum, one full lane-width wide and approximately 300 feet in length.

Application rates of asphaltic emulsion and screenings shall be verified by certified weight tickets.

Additionally screenings shall be tested for conformance with the quality requirements using the applicable tests shown in section 37-1.02 "Materials" of the Standard Specifications. If any test does not meet specification requirements, additional tests shall be made at the expense of the Contractor, until an acceptable test strip is placed.

Test sections shall be maintained by the Contractor for 5 working days. Upon review of the test results and at the end of 5 working days the City will either accept or reject the scrub seal.

If the test sections prove to be unsatisfactory or fail tests specified; necessary adjustments to the materials, equipment, and/or application rates shall be made. Additional test sections, as required, shall be made and evaluated for conformance to the specifications. When the test sections do not conform to the specification requirements, the treatment shall be removed and replaced at the contractor's expense. This time is included in the working days allowed for contract duration. Full production shall not begin until the scrub seal test section has been approved in writing by the Engineer.

PREPARATION FOR SCRUB SEAL

Prior to the Scrub Seal operation on city streets the Contractor shall remove any and all vegetation within the limits of the scrub seal by applying an approved herbicide.

The herbicide shall be applied at least 10 days prior to the chip seal operation, or as directed by the manufacturer of the approved herbicide. Reward and Round Up are pre-approved herbicides. All other herbicides shall be submitted by the contractor for approval by the Agency, and shall be certified for use in the State of California for the specific use intended. The application of the herbicide shall be performed in accordance with all applicable regulations. Any and all fines or clean-up costs for unlawful misuse or discarding of herbicides shall be the sole responsibility of the Contractor. Mixtures and spread rates for the herbicides shall be determined by the manufacturer's specifications. Wash down of equipment or discarding of herbicides shall not enter the catch basins or positive drainage facilities.

Prior to the Scrub Seal operation, the Contractor shall remove all existing thermoplastic striping, thermoplastic legends and raised pavement markers within the scrub seal limits. When removing the raised pavement markers the Contractor shall remove excessive adhesive left on pavement caused from the removal of raised pavement markers. Removal shall be done to the satisfaction of the Engineer.

Prior to the Scrub Seal operation, all personnel covers, drain inlet covers, monument covers, and all other utility covers shall be protected from the Contractor's scrub seal operations by applying a sheet of plastic, cut to fit, or placing a plastic bag over the exposed facilities or other methods approved by the Engineer. All traces of plastic, residual emulsion and chips shall be removed from all personnel covers, drain inlet covers, monument covers, and all other utility covers as quickly as possible, after the application of the scrub seal and/or prior to final acceptance of the project.

Immediately prior to the scrub sealing operations, the Contractor shall sweep the entire surface with power brooms to the satisfaction of the Engineer. Areas that have been patched shall receive a fog seal at the discretion of the engineer.

Contractor shall furnish a computer generated schedule for the work, listing the dates on which individual streets or locations are to be closed to traffic for surfacing. The Contractor shall adhere diligently to the work schedule in the prosecution of the work.

At least 48 hours prior to the beginning of scrub seal operations, the Contractor shall notify all affected property owners, residents, businesses and agencies by an approved, written notice detailing streets and limits of work to be done and the hours of work. At least 48 hours prior to the beginning of scrub seal operations, the Contractor shall post all streets that are to be worked upon with approved "No Parking – Tow Away" signs at one hundred (100) feet intervals. These signs shall also state the day of the week and hours of no parking. If the work is not completed on the day scheduled, the Contractor shall re-notify and re-post the affected streets as stated above.

EQUIPMENT

Equipment used for the application of scrub seal shall be approved by the Engineer prior to use.

DISTRIBUTOR TRUCKS

Distributor trucks shall be self-propelled and of the pressure type with insulated tanks. The use of gravity distributors will not be permitted. Spray bars shall have a minimum length of 9 feet and shall be of the full circulating type. The spray bar shall be adjustable to permit positioning at various heights above the surface to be treated. The valves shall be operated by levers so that one or all valves may be quickly opened or closed in one operation.

Distributor trucks shall be equipped with the following:

- a) Computerized control system which provides for accurate and rapid determination and control of the amount of emulsion being applied,
- b) Heating unit and pump or pumps capable of spraying the asphalt rejuvenating emulsion within 0.01 gal/yd² of the specified application rate,
- c) Fully-circulating spray bar capable of applying the asphalt rejuvenating agent uniformly across the roadway without streaks or other distortions,

- d) Tachometer,
- e) Pressure gauges,
- f) Volume measuring devices,
- g) Temperature gauges,
- h) A hose and nozzle to be used for spraying areas which are inaccessible to the distributor, and
- i) Bitumeter of the auxiliary wheel type, registering speed in feet per minute, and trip and total distance in feet.
- j) Emulsion Scrub broom

Cab-controlled valves shall be used. The valves which control the flow from nozzles shall act positively so as to provide a uniform unbroken spread of bituminous material on the surface.

Distributor trucks shall be capable of uniformly applying emulsion, in controlled amounts, ranging from 0.01 gallon to 1 gallon per square yard of surface and with a range of pressure from 25 psi to 75 psi. If a spray bar extension is used to cover a greater width, it shall be of the full-circulating type.

Distributor and booster tanks shall be so maintained at all times as to prevent dripping of bituminous material from any part of the equipment.

The scrub broom shall be configured per the detail included in Appendix I of the contract documents or a similar configuration approved by the engineer. The scrub broom shall be attached to and pulled by the distributor truck. The scrub broom must be equipped with the means to mechanically raise and lower the scrub broom off and onto the road surface at designated points of completion and start up. It shall be towable in the elevated position to the next area of construction. The weight of the broom assembly shall be such that it does not squeegee the emulsion sealer off the roadway surface. Sand bags may be used to ensure contact is maintained. Individual broom heads shall be replaced at regular intervals or as directed by the Engineer.

HAUL TRUCKS

Haul trucks for hauling screenings shall be equipped with the following:

- a) Tailgate discharge,
- b) Locking device for connecting to the chip spreader, and
- c) Dump beds designed such that, when fully raised, no downward pressure is exerted on the chip spreader; and that, when dumping into the chip spreader, screenings are not dumped onto the roadway.

CHIP SPREADERS

Chip spreaders shall be:

- a) self-propelled

- b) equipped with a screenings hopper in the rear
- c) belt conveyors to carry the screenings to the front
- d) a mechanical device capable of spreading the screenings over the full-width of a traffic lane in one operation
- e) adjustable spread rate control system

ROLLERS

Rollers shall be 5-ton, pneumatic-tired and conform to Compacting Equipment of the Standard Specifications.

BROOMS

Brooms for finishing and maintaining screenings shall be self-propelled and capable of cleaning the existing pavement and removing loose screenings without dislodging screenings set in the asphalt rejuvenating emulsion. Gutter brooms or steel-tined brooms shall not be used.

APPLYING PMRE

Applying PMRE shall conform to the Standard Specifications and these Special Provisions.

The application rate of PMRE shall be between 0.25-0.40 gal/sqyd. The initial application rate for each road shall be 0.30gal/sq yd and any adjustments to this rate shall be determined by the Contractor.

PMRE shall be heated to a temperature above 110°F but not to exceed 150°F at the time of application.

PMRE shall not be applied until sufficient screenings are on hand to immediately cover the PMRE, or when the atmospheric temperature is below 65°F or above 110°F, or when the pavement temperature is below 80°F.

The Contractor shall schedule PMRE application such that the PMRE breaks (turns from brown to black) before the atmospheric temperature falls below 50°F, the pavement temperature drops below 60°F, and before the time the lane is to be opened to traffic.

Emulsion shall not be applied a greater distance than can be immediately covered by screenings, and, in no case, shall the distributor truck advance more than 200' ahead of the screening spreader.

SPREADING SCREENINGS

Spreading Screenings shall conform to the Standard Specifications and these Special Provisions.

Screenings shall be spread immediately after application and brooming of PMRE. The spread rate for screenings shall be between 18-30 lb/sq. yd. The exact rate will be determined by the Contractor.

Operating the chip spreader at speeds which cause the chips to roll over after striking the bituminous covered surface will not be permitted.

FINISHING

Finishing shall conform to the Standard Specifications and these Special Provisions.

The Contractor shall assume full liability and pay all costs associated with any claims made for cracked/ broken windshields, damage to paint, etc. on roads scheduled for scrub seal at no cost to the City.

PERFORMANCE CRITERIA

Should any area of the Scrub Seal prove defective or fail to perform properly as defined herein, within one (1) year after the date on which all construction operations are completed, the Contractor will be required to perform repair work at its own expense to the satisfaction of the Engineer.

The following performance and repair criteria will apply:

Any single area of scrub seal greater than four (4) square feet that fails to meet the performance criteria due to raveling, bleeding or flushing or delaminating as defined herein will be considered defective and shall be repaired at the Contractor's expense to the satisfaction of the Engineer.

1) Raveling

Raveling is the wearing away (loss of aggregate) of the scrub seal surface, including areas affected by longitudinal and transverse streaking.

2) Bleeding or Flushing

Bleeding or flushing is the upward movement of asphalt that creates a film of asphaltic emulsion on the surface of the finished road surface.

3) Delaminating

Delaminating is the loss of the bond between the scrub seal and the existing asphalt concrete pavement surface.

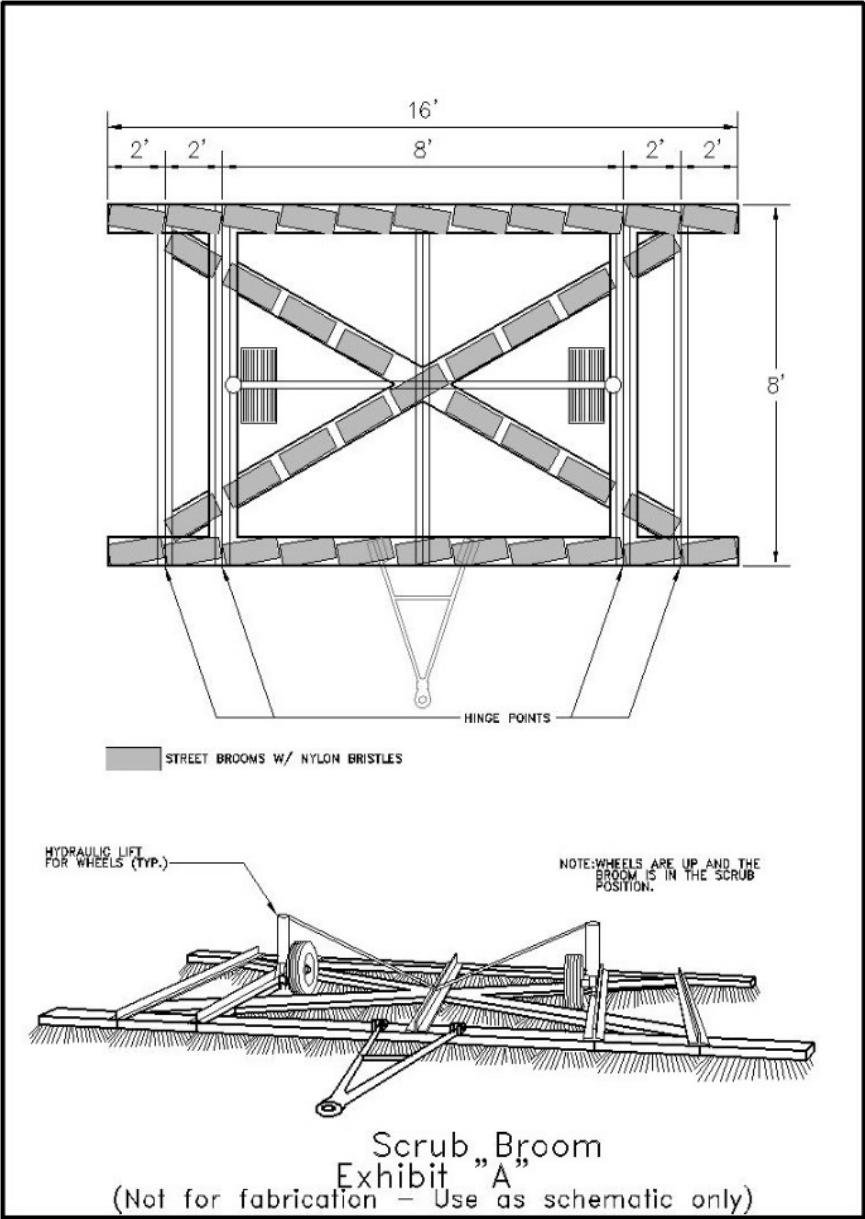
MEASUREMENT

Scrub Seal will be measured by the square foot. The quantity of Scrub Seal to be paid will be determined by measuring the total area where Scrub Seal was placed. No payment will be made for materials not used or material placed outside of the limits specified in these contract documents unless directed by the Engineer.

Application rates of PMRE and screening will be verified utilizing calibration information from the distributor and spreader trucks used.

PAYMENT

The contract price paid per square foot for 'Scrub Seal with Type I RPMS' shall include full compensation for furnishing all labor, materials, equipment and incidentals, vegetation removal, pre-sweeping, post-sweeping, posting no parking signs, notifying property owners and for doing all the work involved in constructing Scrub Seal with Type I RPMS, complete-in-place, including cleaning of the surface, mixing and applying the emulsion sealer on the pavement and protecting the seal coat until it has set as specified in these specifications and the special provisions, and as directed by the Engineer.



ATTACHMENT F
INTENTIONALLY LEFT BLANK

11/7/14 CW
Valid

City of San Diego

CONTRACTOR'S NAME: Intermountain Slurry Seal, Inc.
ADDRESS: 1005 Terminal Way, Suite 220 Reno, NV 89502
TELEPHONE NO.: (775)358-1355 FAX NO.: (775)355-3458
CITY CONTACT: Damian Singleton - Contract Specialist, Email: DSingleton@sandiego.gov
Phone No. (619) 533-3482, Fax No. (619) 533-3633
GMartedi/BDoringo/Lad

CONTRACT DOCUMENTS FOR



FY 14 - SLURRY SEAL GROUP 3

VOLUME 2 OF 2

BID NO.: K-15-6230-DBB-3
SAP NO. (WBS/IO/CC): 21003309
CLIENT DEPARTMENT: 2116
COUNCIL DISTRICT: 6
PROJECT TYPE: II

THIS CONTRACT IS SUBJECT TO THE FOLLOWING:

- THE CITY'S SUBCONTRACTING PARTICIPATION REQUIREMENTS FOR SLBE PROGRAM.
- PREVAILING WAGE RATES: STATE FEDERAL
- THIS IS A PROP 42 GAS TAX FUNDED CONTRACT THROUGH THE STATE OF CALIFORNIA.
- APPRENTICESHIP.

**THIS BIDDING DOCUMENT TO BE SUBMITTED IN ITS ENTIRETY
REFER TO VOLUME 1 COVER PAGE FOR TIME, DATE, AND LOCATION**

TABLE OF CONTENTS

DESCRIPTION

PAGE NUMBER

Volume 2 - Bidding Documents

The following forms must be completed in their entirety and submitted with the Bid. Include the form(s) even if the information does not apply. Where the information does not apply write in N/A. Failure to include any of the forms may cause the Bid to be deemed **non-responsive**. If you are uncertain or have any questions about any required information, contact the City no later than 14 days prior to Bid due date.

1. Bid/Proposal.....	3
2. Bid Bond.....	6
3. Non-Collusion Affidavit to be executed by Bidder and Submitted with Bid under 23 USC 112 and PCC 7106.....	7
4. Contractors Certification of Pending Actions.....	8
5. Equal Benefits Ordinance Certification of Compliance.....	9
6. Proposal (Bid).....	10
7. Form AA35 - List of Subcontractors.....	13
8. Form AA40 - Named Equipment/Material Supplier List.....	14

BIDDING DOCUMENTS

PROPOSAL

Bidder's General Information

To the City of San Diego:

Pursuant to "Notice Inviting Bids", specifications, and requirements on file with the City Clerk, and subject to all provisions of the Charter and Ordinances of the City of San Diego and applicable laws and regulations of the United States and the State of California, the undersigned hereby proposes to furnish to the City of San Diego, complete at the prices stated herein, the items or services hereinafter mentioned. The undersigned further warrants that this bid is not made in the interest of, or on behalf of, any undisclosed person, partnership, company, association, organization, or corporation; that the bid is genuine and not collusive or sham; that the bidder has not directly or indirectly induced or solicited any other bidder to put in a false or sham bid, and has not directly or indirectly colluded, conspired, connived, or agreed with any bidder or anyone else to put in a sham bid, or that anyone shall refrain from bidding; that the bidder has not in any manner, directly or indirectly, sought by agreement, communication, or conference with anyone to fix the bid price of the bidder or any other bidder, or to fix any overhead, profit, or cost element of the bid price, or of that of any other bidder, or to secure any advantage against the public body awarding the contract of anyone interested in the proposed contract; that all statements contained in the bid are true; and, further, that the bidder has not, directly or indirectly, submitted his or her bid price or any breakdown thereof, or the contents thereof, or divulged information or data relative thereto, or paid, and will not pay, any fee to any corporation, partnership, company, association, organization, bid depository, or to any member or agent thereof to effectuate a collusive or sham bid.

The undersigned bidder(s) further warrants that bidder(s) has thoroughly examined and understands the entire Contract Documents (plans and specifications) and the Bidding Documents therefore, and that by submitting said Bidding Documents as its bid proposal, bidder(s) acknowledges and is bound by the entire Contract Documents, including any addenda issued thereto, as such Contract Documents incorporated by reference in the Bidding Documents.

IF A SOLE OWNER OR SOLE CONTRACTOR SIGN HERE:

- (1) Name under which business is conducted _____ -N/A- _____
- (2) Signature (Given and surname) of proprietor _____
- (3) Place of Business (Street & Number) _____
- (4) City and State _____ Zip Code _____
- (5) Telephone No. _____ Facsimile No. _____
- (6) Email Address _____

IF A PARTNERSHIP, SIGN HERE:

- (1) Name under which business is conducted _____ -N/A- _____

BIDDING DOCUMENTS

(2) Name of each member of partnership, indicate character of each partner, general or special (limited):

(3) Signature (Note: Signature must be made by a general partner)

Full Name and Character of partner

(4) Place of Business (Street & Number) _____

(5) City and State _____ Zip Code _____


(6) Telephone No. _____ Facsimile No. _____

(7) Email Address _____

IF A CORPORATION, SIGN HERE:

(1) Name under which business is conducted Intermountain Slurry Seal, Inc.

(2) Signature, with official title of officer authorized to sign for the corporation:



(Signature)

Marc Thoreson

(Printed Name)

Chief Estimator

(Title of Officer)

(Impress Corporate Seal Here)

(3) Incorporated under the laws of the State of Wyoming

(4) Place of Business (Street & Number) 1005 Terminal Way, Suite 220

(5) City and State Reno, NV Zip Code 89502

(6) Telephone No. (775)358-1355 Facsimile No. (775)355-3458

(7) Email Address marc.thoreson@gcinc.com

BIDDING DOCUMENTS

THE FOLLOWING SECTIONS MUST BE FILLED IN BY ALL PROPOSERS:

In accordance with the "NOTICE INVITING BIDS", the bidder holds a California State Contractor's license for the following classification(s) to perform the work described in these specifications:

LICENSE CLASSIFICATION Class A

LICENSE NO. 462443 EXPIRES 01/31/2016

This license classification must also be shown on the front of the bid envelope. Failure to show license classification on the bid envelope may cause return of the bid unopened.

TAX IDENTIFICATION NUMBER (TIN): [REDACTED]

Email Address: marc.thoreson@gcinc.com

THIS PROPOSAL MUST BE NOTARIZED BELOW:

I certify, under penalty of perjury, that the representations made herein regarding my State Contractor's license number, classification and expiration date are true and correct.

Signature [Signature] / Marc Thoreson Title Chief Estimator

SUBSCRIBED AND SWORN TO BEFORE ME, THIS 4 DAY OF November, 2014.

Notary Public in and for the County of Sacramento, State of California

[Signature]
(NOTARIAL SEAL)



BIDDING DOCUMENTS

BID BOND

KNOW ALL MEN BY THESE PRESENTS,

That INTERMOUNTAIN SLURRY SEAL, INC. as Principal, and
FEDERAL INSURANCE COMPANY as Surety, are held and firmly bound unto The City of San Diego hereinafter called "OWNER," in the sum of **10% OF THE TOTAL BID AMOUNT** for the payment of which sum, well and truly to be made, we bind ourselves, our heirs, executors, administrators, successors, and assigns, jointly and severally, firmly by these presents.

WHEREAS, said Principal has submitted a Bid to said OWNER to perform the WORK required under the bidding schedule(s) of the OWNER's Contract Documents entitled


FY 14 - Slurry Seal Group 3

NOW THEREFORE, if said Principal is awarded a contract by said OWNER and, within the time and in the manner required in the "Notice Inviting Bids" enters into a written Agreement on the form of agreement bound with said Contract Documents, furnishes the required certificates of insurance, and furnishes the required Performance Bond and Payment Bond, then this obligation shall be null and void, otherwise it shall remain in full force and effect. In the event suit is brought upon this bond by said OWNER and OWNER prevails, said Surety shall pay all costs incurred by said OWNER in such suit, including a reasonable attorney's fee to be fixed by the court.

SIGNED AND SEALED, this 17th day of October, 2014

Intermountain Slurry Seal, Inc. (SEAL)
(Principal)

Federal Insurance Company (SEAL)
(Surety)

By:  (Signature)

By:  /Kathleen Schreckengost,
(Signature) Attorney-in-Fact

(SEAL AND NOTARIAL ACKNOWLEDGEMENT OF SURETY)

ACKNOWLEDGMENT

State of California
County of Santa Cruz)


On October 17, 2014 before me, Sumi Sohn-Rigler, Notary Public
(insert name and title of the officer)

personally appeared Kathleen Schreckengost ,
who proved to me on the basis of satisfactory evidence to be the person(s) whose name(s) is/are
subscribed to the within instrument and acknowledged to me that he/she/they executed the same in
his/her/their authorized capacity(ies), and that by his/her/their signature(s) on the instrument the
person(s), or the entity upon behalf of which the person(s) acted, executed the instrument.

I certify under PENALTY OF PERJURY under the laws of the State of California that the foregoing
paragraph is true and correct.

WITNESS my hand and official seal.

Signature  (Seal)
Sumi Sohn-Rigler, Notary Public





**Chubb
Surety**

**POWER
OF
ATTORNEY**

**Federal Insurance Company
Vigilant Insurance Company
Pacific Indemnity Company**

**Attn: Surety Department
15 Mountain View Road
Warren, NJ 07059**

Know All by These Presents, That **FEDERAL INSURANCE COMPANY**, an Indiana corporation, **VIGILANT INSURANCE COMPANY**, a New York corporation, and **PACIFIC INDEMNITY COMPANY**, a Wisconsin corporation, do each hereby constitute and appoint **Jigisha Desai, John D. Gilliland, Catherine Gustavson, Kathleen Schreckengost, Ashley Stinson and Lillian Tse of Watsonville, California**

each as their true and lawful Attorney-in-Fact to execute under such designation in their names and to affix their corporate seals to and deliver for and on their behalf as surety thereon or otherwise, bonds and undertakings and other writings obligatory in the nature thereof (other than ball bonds) given or executed in the course of business on behalf of **GRANITE CONSTRUCTION INCORPORATED and all Subsidiaries alone or in joint venture as principal**, in connection with bids, proposals or contracts to or with the United States of America, any State or political subdivision thereof or any person, firm or corporation. And the execution of such bond or obligation by such Attorney-in-Fact in the Company's name and on its behalf as surety thereon or otherwise, under its corporate seal, in pursuance of the authority hereby conferred shall, upon delivery thereof, be valid and binding upon the Company.

In Witness Whereof, said **FEDERAL INSURANCE COMPANY, VIGILANT INSURANCE COMPANY, and PACIFIC INDEMNITY COMPANY** have each executed and attested these presents and affixed their corporate seals on this **18th day of July, 2014**.

Dawn M. Chloros, Assistant Secretary

David B. Norris, Jr., Vice President



STATE OF NEW JERSEY

ss.

County of Somerset

On this **18th day of July, 2014** before me, a Notary Public of New Jersey, personally came Dawn M. Chloros, to me known to be Assistant Secretary of **FEDERAL INSURANCE COMPANY, VIGILANT INSURANCE COMPANY, and PACIFIC INDEMNITY COMPANY**, the companies which executed the foregoing Power of Attorney, and the said Dawn M. Chloros, being by me duly sworn, did depose and say that she is Assistant Secretary of **FEDERAL INSURANCE COMPANY, VIGILANT INSURANCE COMPANY, and PACIFIC INDEMNITY COMPANY** and knows the corporate seals thereof, that the seals affixed to the foregoing Power of Attorney are such corporate seals and were thereto affixed by authority of the By-Laws of said Companies; and that she signed said Power of Attorney as Assistant Secretary of said Companies by like authority; and that she is acquainted with David B. Norris, Jr., and knows him to be Vice President of said Companies; and that the signature of David B. Norris, Jr., subscribed to said Power of Attorney is in the genuine handwriting of David B. Norris, Jr., and was thereto subscribed by authority of said By-Laws and in deponent's presence.

Notarial Seal



**KATHERINE J. ADELAAR
NOTARY PUBLIC OF NEW JERSEY
No. 2316685
Commission Expires July 16, 2019**

Notary Public

CERTIFICATION

Extract from the By-Laws of **FEDERAL INSURANCE COMPANY, VIGILANT INSURANCE COMPANY, and PACIFIC INDEMNITY COMPANY**:

"All powers of attorney for and on behalf of the Company may and shall be executed in the name and on behalf of the Company, either by the Chairman or the President or a Vice President or an Assistant Vice President, jointly with the Secretary or an Assistant Secretary, under their respective designations. The signature of such officers may be engraved, printed or lithographed. The signature of each of the following officers: Chairman, President, any Vice President, any Assistant Vice President, any Secretary, any Assistant Secretary and the seal of the Company may be affixed by facsimile to any power of attorney or to any certificate relating thereto appointing Assistant Secretaries or Attorneys-in-Fact for purposes only of executing and attesting bonds and undertakings and other writings obligatory in the nature thereof, and any such power of attorney or certificate bearing such facsimile signature or facsimile seal shall be valid and binding upon the Company and any such power so executed and certified by such facsimile signature and facsimile seal shall be valid and binding upon the Company with respect to any bond or undertaking to which it is attached."

I, Dawn M. Chloros, Assistant Secretary of **FEDERAL INSURANCE COMPANY, VIGILANT INSURANCE COMPANY, and PACIFIC INDEMNITY COMPANY** (the "Companies") do hereby certify that

- (i) the foregoing extract of the By-Laws of the Companies is true and correct,
- (ii) the Companies are duly licensed and authorized to transact surety business in all 50 of the United States of America and the District of Columbia and are authorized by the U.S. Treasury Department; further, Federal and Vigilant are licensed in the U.S. Virgin Islands, and Federal is licensed in American Samoa, Guam, Puerto Rico, and each of the Provinces of Canada except Prince Edward Island; and
- (iii) the foregoing Power of Attorney is true, correct and in full force and effect.

Given under my hand and seals of said Companies at Warren, NJ this **October 17, 2014**



Dawn M. Chloros, Assistant Secretary

IN THE EVENT YOU WISH TO NOTIFY US OF A CLAIM, VERIFY THE AUTHENTICITY OF THIS BOND OR NOTIFY US OF ANY OTHER MATTER, PLEASE CONTACT US AT ADDRESS LISTED ABOVE, OR BY Telephone (908) 903- 3493 Fax (908) 903- 3656 e-mail: surety@chubb.com

BIDDING DOCUMENTS


**NON-COLLUSION AFFIDAVIT TO BE EXECUTED BY BIDDER AND
SUBMITTED WITH BID UNDER 23 UNITED STATES CODE 112 AND
PUBLIC CONTRACT CODE 7106**

Nevada
State of ~~CALIFORNIA~~)

) ss.

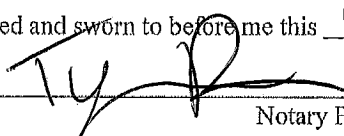
County of Washoe)

Marc Thoreson, being first duly sworn, deposes and says that he or she is Chief Estimator of the party making the foregoing bid that the bid is not made in the interest of, or on behalf of, any undisclosed person, partnership, company, association, organization, or corporation; that the bid is genuine and not collusive or sham; that the bidder has not directly or indirectly induced or solicited any other bidder to put in a false or sham bid, and has not directly or indirectly colluded, conspired, connived, or agreed with any bidder or anyone else to put in a sham bid, or that anyone shall refrain from bidding; that the bidder has not in any manner, directly or indirectly, sought by agreement, communication, or conference with anyone to fix the bid price of the bidder or any other bidder, or to fix any overhead, profit, or cost element of the bid price, or of that of any other bidder, or to secure any advantage against the public body awarding the contract of anyone interested in the proposed contract; that all statements contained in the bid are true; and further, that the bidder has not, directly or indirectly, submitted his or her bid price or any breakdown thereof, or the contents thereof, or divulged information or data relative thereto, or paid, and will not pay, any fee to any corporation, partnership, company association, organization, bid depository, or to any member or agent thereof to effectuate a collusive or sham bid.

Signed:  /Marc Thoreson

Title: Chief Estimator

Subscribed and sworn to before me this 4 day of November, 2014


Notary Public

(SEAL)



BIDDING DOCUMENTS

CONTRACTORS CERTIFICATION OF PENDING ACTIONS

As part of its bid or proposal (Non-Price Proposal in the case of Design-Build contracts), the Bidder shall provide to the City a list of all instances within the past 10 years where a complaint was filed or pending against the Bidder in a legal or administrative proceeding alleging that Bidder discriminated against its employees, subcontractors, vendors or suppliers, and a description of the status or resolution of that complaint, including any remedial action taken.

CHECK ONE BOX ONLY.

- The undersigned certifies that within the past 10 years the Bidder has NOT been the subject of a complaint or pending action in a legal administrative proceeding alleging that Bidder discriminated against its employees, subcontractors, vendors or suppliers.
- The undersigned certifies that within the past 10 years the Bidder has been the subject of a complaint or pending action in a legal administrative proceeding alleging that Bidder discriminated against its employees, subcontractors, vendors or suppliers. A description of the status or resolution of that complaint, including any remedial action taken and the applicable dates is as follows:

DATE OF CLAIM	LOCATION	DESCRIPTION OF CLAIM	LITIGATION (Y/N)	STATUS	RESOLUTION/REMEDIAL ACTION TAKEN
		See Appendix B1			

Contractor Name: Intermountain Slurry Seal, Inc.

Certified By Marc Thoreson Title Chief Estimator
Name

 Date 11/05/2014
Signature

USE ADDITIONAL FORMS AS NECESSARY

BIDDING DOCUMENTS

**EQUAL BENEFITS ORDINANCE
CERTIFICATION OF COMPLIANCE**



For additional information, contact:
CITY OF SAN DIEGO
EQUAL BENEFITS PROGRAM
 202 C Street, MS 9A, San Diego, CA 92101
 Phone (619) 533-3948 Fax (619) 533-3220

COMPANY INFORMATION	
Company Name: Intermountain Slurry Seal, Inc.	Contact Name: Marc Thoreson
Company Address: 1005 Terminal Way, Suite 220 Reno, NV 89502	Contact Phone: (775)358-1355 Contact Email: marc.thoreson@gcinc.com

CONTRACT INFORMATION	
Contract Title: FY 14 - Slurry Seal Group 3	Start Date:
Contract Number (if no number, state location):	End Date:

SUMMARY OF EQUAL BENEFITS ORDINANCE REQUIREMENTS

The Equal Benefits Ordinance [EBO] requires the City to enter into contracts only with contractors who certify they will provide and maintain equal benefits as defined in SDMC §22.4302 for the duration of the contract. To comply:

- Contractor shall offer equal benefits to employees with spouses and employees with domestic partners.
 - Benefits include health, dental, vision insurance; pension/401(k) plans; bereavement, family, parental leave; discounts, child care; travel/relocation expenses; employee assistance programs; credit union membership; or any other benefit.
 - Any benefit not offer an employee with a spouse, is not required to be offered to an employee with a domestic partner.
- Contractor shall post notice of firm's equal benefits policy in the workplace and notify employees at time of hire and during open enrollment periods.
- Contractor shall allow City access to records, when requested, to confirm compliance with EBO requirements.
- Contractor shall submit *EBO Certification of Compliance*, signed under penalty of perjury, prior to award of contract.

NOTE: This summary is provided for convenience. Full text of the EBO and Rules Implementing the EBO are available at www.sandiego.gov/administration.

CONTRACTOR EQUAL BENEFITS ORDINANCE CERTIFICATION

Please indicate your firm's compliance status with the EBO. The City may request supporting documentation.


I affirm **compliance** with the EBO because my firm (*contractor must select one reason*):

- Provides equal benefits to spouses and domestic partners.
- Provides no benefits to spouses or domestic partners.
- Has no employees.
- Has collective bargaining agreement(s) in place prior to January 1, 2011, that has not been renewed or expired.

I request the City's approval to pay affected employees a cash equivalent in lieu of equal benefits and verify my firm made a reasonable effort but is not able to provide equal benefits upon contract award. I agree to notify employees of the availability of a cash equivalent for benefits available to spouses but not domestic partners and to continue to make every reasonable effort to extend all available benefits to domestic partners.

It is unlawful for any contractor to knowingly submit any false information to the City regarding equal benefits or cash equivalent associated with the execution, award, amendment, or administration of any contract. [San Diego Municipal Code §22.4307(a)]

Under penalty of perjury under laws of the State of California, I certify the above information is true and correct. I further certify that my firm understands the requirements of the Equal Benefits Ordinance and will provide and maintain equal benefits for the duration of the contract or pay a cash equivalent if authorized by the City.

Marc Thoreson, Chief Estimator  11/05/14
 Name/Title of Signatory Signature Date

FOR OFFICIAL CITY USE ONLY	
Receipt Date:	EBO Analyst: <input type="checkbox"/> Approved <input type="checkbox"/> Not Approved -- Reason:

(Rev 02/15/2011)

BIDDING DOCUMENTS

PROPOSAL (BID)

The Bidder agrees to the construction of **FY 14 - Slurry Seal Group 3**, for the City of San Diego, in accordance with these contract documents for the prices listed below. The Bidder guarantees the Contract Price for a period of 120 days (90 days for federally funded contracts and contracts valued at \$500,000 or less) from the date of Bid opening to Award of the Contract. The duration of the Contract Price guarantee shall be extended by the number of days required for the City to obtain all items necessary to fulfill all conditions precedent e.g., bond and insurance.

Item	Quantity	Unit	NAICS	Payment Reference	Description	Unit Price	Extension
BASE BID							
1	3,600	TONS	237310	302-3.2	Asphalt Pavement Repair	\$ 184.00	\$ 662,400.00
2	100,000	LF	237310	302-14.5	Crack Seal	\$.61	\$ 61,000.00
3	2,000	LF	237310	302-1.12	Removal of Humps & Pavement Irregularities	\$ 12.00	\$ 24,000.00
4	120	EA	237310	301-1.7	Raise Appurtenance to Grade (Water, Sewer, Monument Covers)	\$ 500.00	\$ 60,000.00
5	3,000,000	SF	237310	Appendix I	Scrub Seal with Type I RPMS	\$.43	\$ 1,290,000.00
6	1,000,000	SF	237310	302-4.12.4	Type I RPMS	\$.09	\$ 90,000.00
7	40	EA	237310	302-1.12	Traffic Detector Loop Replacement	\$ 187.00	\$ 7,480.00
8	20	EA	237310	302-1.12	Replace Traffic Conduit Stubs	\$ 130.00	\$ 2,600.00
9	1	LS	237310	84-3.04	Remove/Replace Traffic Striping & Pavement Markings		\$ 50,000.00
10	84	EA	237990	701-13.9.5	Post-Construction Requirements - Inlet Markers	\$ 17.50	\$ 1,470.00
11	1	LS	541310	701-13.9.5	Water Pollution Control Program Development		\$ 2,500.00
12	1	LS	237990	701-13.9.5	Water Pollution Control Program Implementation		\$ 7,500.00

BIDDING DOCUMENTS

Item	Quantity	Unit	NAICS	Payment Reference	Description	Unit Price	Extension
13	1	LS	237310	7-10.2.6	Traffic Control Including Permits	X	\$ 91,050.00
14	1	LS	237310	2-4.1	Bonds (Payment and Performance)	X	\$ 20,000.00
15	1	AL		9-3.5	Field Orders - Type II	X	\$150,000.00
ESTIMATED TOTAL BASE BID:							\$ 2,520,000.00

TOTAL BID PRICE FOR BID (Items 1 through 15 inclusive) amount written in words:

Two Million Five Hundred Twenty Thousand Dollars - NO CENTS

The Bid shall contain an acknowledgment of receipt of all addenda, the numbers of which shall be filled in on the Bid form. If an addendum or addenda has been issued by the City and not noted as being received by the Bidder, this proposal shall be rejected as being **non-responsive**. The following addenda have been received and are acknowledged in this bid: 9

The names of all persons interested in the foregoing proposal as principals are as follows:

Intermountain Slurry Seal, Inc.

See Appendix A1...List of Officers

IMPORTANT NOTICE: If Bidder or other interested person is a corporation, state secretary, treasurer, and manager thereof; if a co-partnership, state true name of firm, also names of all individual co-partners composing firm; if Bidder or other interested person is an individual, state first and last names in full.

BIDDING DOCUMENTS


Bidder: Marc Thoreson - Intermountain Slurry Seal, Inc.

Title: Chief Estimator

Business Address: 1005 Terminal Way, Suite 220 Reno, NV 89502

Place of Business: 1005 Terminal Way, Suite 220 Reno, NV 89502

Place of Residence: Elk Grove, CA

Signature: 

NOTES:

- A. The City shall determine the low Bid based on the Base Bid alone:
- B. Prices and notations shall be in ink or typewritten. All corrections (which have been initiated by the Bidder using erasures, strike out, line out, or "white-out") shall be typed or written in with ink adjacent thereto, and shall be initialed in ink by the person signing the bid proposal.
- C. Failure to initial all corrections made in the bidding documents may cause the Bid to be rejected as **non-responsive** and ineligible for further consideration.
- D. Blank spaces must be filled in, using figures. Bidder's failure to submit a price for any Bid item that requires the Bidder to submit a price shall render the Bid **non-responsive** and shall be cause for its rejection.
- E. Unit prices shall be entered for all unit price items. Unit prices shall not exceed two (2) decimal places. If the Unit prices entered exceed two (2) decimal places, the City will only use the first two digits after the decimal points without rounding up or down.
- F. All extensions of the unit prices bid will be subject to verification by the City. In the case of inconsistency or conflict between the product of the Quantity x Unit Price and the Extension, the product shall govern.
- G. In the case of inconsistency or conflict, between the sums of the Extensions with the estimated total Bid, the sum of the Extensions shall govern.
- H. Bids shall not contain any recapitulation of the Work. Conditional Bids will be rejected as being **non-responsive**. Alternative proposals will not be considered unless called for.
- I. Subcontractors' License Number must be filled in. Failure to provide the information specified may deem the bidder **non-responsive**.

BIDDING DOCUMENTS

LIST OF SUBCONTRACTORS

In accordance with the requirements provided in the "Subletting and Subcontracting Fair Practices Act", Division 2, Part 1, Chapter 4 of the Public Contract Code, the Bidder shall list below the name and address of each Subcontractor who will perform work, labor, render services or specially fabricates and installs a portion [type] of the work or improvement, in an amount in excess of 0.5% of the Contractor's total Bid. The Bidder shall also list below the portion of the work which will be done by each subcontractor under this Contract. The Contractor shall list only one Subcontractor for each portion of the Work. The DOLLAR VALUE of the total Bid to be performed shall be stated for all subcontractors listed. Failure to comply with this requirement shall result in the Bid being rejected as non-responsive and ineligible for award. The Bidder's attention is directed to the Special Provisions - General; Paragraph 2-3 Subcontracts, which stipulates the percent of the Work to be performed with the Bidders' own forces. The Bidder shall list all SLBE, ELBE, DBE, DVBE, MBE, WBE, OBE, SDB, WoSB, HUBZone, and SDVOSB Subcontractors that Bidders are seeking recognition towards achieving any mandatory, voluntary, or both subcontracting participation percentages.

Subcontractors' License Number must be filled in. Failure to provide the information specified may deem the bidder non-responsive.

NAME, ADDRESS AND TELEPHONE NUMBER OF SUBCONTRACTOR	CONTRACTOR OR DESIGNER	SUBCONTRACTOR LICENSE NUMBER	TYPE OF WORK	DOLLAR VALUE OF SUBCONTRACT (MUST BE FILED-OUT)	MBE, WBE, DBE, DVBE, OBE, ELBE, SEBE, SDB, WoSB, HUBZone, OR SDVOSB	WHERE CERTIFIED	CHECK IF JOINT VENTURE PARTNERSHIP
Name: <u>Global Road Sealing Inc</u> Address: <u>10832 Dorothy Ave</u> City: <u>Green Grove</u> State: <u>CA</u> Zip: <u>92843</u> Phone: <u>714-893-0845</u> Email:	<u>Contractor</u>	<u># 757584</u>	<u>2 Items</u>	<u>\$ 38,000.00</u>	<u>WBE</u> <u>WBE</u> <u>CT # 03176</u>	<u>CalTRANS</u>	
Name: <u>Payco Specialties Inc</u> Address: <u>120 N. 2nd Ave</u> City: <u>Santa Vista</u> State: <u>CA</u> Zip: <u>91910</u> Phone: <u>619-422-9204</u> Email:	<u>Contractor</u>	<u>298637B</u> <u>C-32</u>	<u>9</u> <u>10</u>	<u>\$ 49,725.00</u>	<u>WBE 102</u> <u>SBE 1850Z</u> <u>DBE 1850Z</u>	<u>CalTRANS</u>	

① As appropriate, Bidder shall identify Subcontractor as one of the following and shall include a valid proof of certification (except for OBE, SLBE and ELBE):

- | | | | |
|---|--------|--|---------|
| Certified Minority Business Enterprise | MBE | Certified Woman Business Enterprise | WBE |
| Certified Disadvantaged Business Enterprise | DBE | Certified Disabled Veteran Business Enterprise | DVBE |
| Other Business Enterprise | OBE | Certified Emerging Local Business Enterprise | ELBE |
| Certified Small Local Business Enterprise | SLBE | Small Disadvantaged Business | SDB |
| Woman-Owned Small Business | WoSB | HUBZone Business | HUBZone |
| Service-Disabled Veteran Owned Small Business | SDVOSB | | |

② As appropriate, Bidder shall indicate if Subcontractor is certified by:

- | | | | |
|--|--------|--|----------|
| City of San Diego | CITY | State of California Department of Transportation | CALTRANS |
| California Public Utilities Commission | CPUC | San Diego Regional Minority Supplier Diversity Council | SRMSDC |
| State of California's Department of General Services | CADoGS | City of Los Angeles | LA |
| State of California | CA | U.S. Small Business Administration | SBA |

The Bidder will not receive any subcontracting participation percentages if the Bidder fails to submit the required proof of certification.

BIDDING DOCUMENTS

LIST OF SUBCONTRACTORS

In accordance with the requirements provided in the "Subletting and Subcontracting Practices Act", Division 2, Part 1, Chapter 4 of the Public Contract Code, the Bidder shall list below the name and address of each Subcontractor who will perform work, labor, render services or specially fabricates and installs a portion [type] of the work or improvement, in an amount in excess of 0.5% of the Contractor's total Bid. The Bidder shall also list below the portion of the work which will be done by each subcontractor under this Contract. The Contractor shall list only one Subcontractor for each portion of the Work. The DOLLAR VALUE of the total Bid to be performed shall be stated for all subcontractors listed. Failure to comply with this requirement shall result in the Bid being rejected as non-responsive and ineligible for award. The Bidder's attention is directed to the Special Provisions - General; Paragraph 2-3 Subcontracts, which stipulates the percent of the Work to be performed with the Bidders' own forces. The Bidder shall list all SLBE, ELBE, DBE, DVBE, MBE, WBE, OBE, SDB, W6SB, HUBZone, and SDVOSB Subcontractors that Bidders are seeking recognition towards achieving any mandatory, voluntary, or both subcontracting participation percentages.

Subcontractors' License Number must be filled in. Failure to provide the information specified may deem the bidder non-responsive.

NAME, ADDRESS AND TELEPHONE NUMBER OF SUBCONTRACTOR	CONTRACTOR OR DESIGNER	SUBCONTRACTOR LICENSE NUMBER	TYPE OF WORK	DOLLAR VALUE OF SUBCONTRACT (MUST BE FILED-OUT)	MBE, WBE, DBE, DVBE, SBE, SDB, W6SB, HUBZone, OR SDVOSB	WHERE CERTIFIED	CHECK IF JOINT VENTURE PARTNERSHIP
Name: <u>HMS CONSTRUCTION INC.</u> Address: <u>2885 SLOTT ST</u> State: <u>CA</u> City: <u>VISTA</u> Zip: <u>92081</u> Phone: <u>760-727-9808</u> Email:	<u>CONTRACTOR</u>	<u>765590</u>	<u>ITEMS</u> <u>7</u> <u>8</u>	<u>\$10,080.00</u>	<u>N/A</u>	<u>N/A</u>	
Name: <u>TEI-Group Const + Dev.</u> Address: <u>9580 Black Mt Rd Ste 1</u> City: <u>SAN DIEGO</u> State: <u>CA</u> Zip: <u>92126</u> Phone: <u>658-689-0058</u> Email:	<u>CONTRACTOR</u>	<u>792159</u>	<u>ITEMS</u> <u>1</u> <u>3</u>	<u>\$686,400.00</u>	<u>SLBE 11TG</u> <u>0300</u>	<u>CA</u>	

① As appropriate, Bidder shall identify Subcontractor as one of the following and shall include a valid proof of certification (except for OBE, SLBE and ELBE):

- | | |
|--|---|
| <ul style="list-style-type: none"> Certified Minority Business Enterprise Certified Disadvantaged Business Enterprise Other Business Enterprise Certified Small Local Business Enterprise Woman-Owned Small Business Service-Disabled Veteran Owned Small Business | <ul style="list-style-type: none"> MBE DBE OBE SLBE W6SB SDVOSB |
| <ul style="list-style-type: none"> Certified Woman Business Enterprise Certified Disabled Veteran Business Enterprise Certified Emerging Local Business Enterprise Small Disadvantaged Business HUBZone Business | <ul style="list-style-type: none"> WBE DVBE ELBE SDB HUBZone |

② As appropriate, Bidder shall indicate if Subcontractor is certified by:

- | | |
|---|---|
| <ul style="list-style-type: none"> City of San Diego California Public Utilities Commission State of California's Department of General Services State of California | <ul style="list-style-type: none"> CITY CPUC CADoGS CA |
| <ul style="list-style-type: none"> State of California Department of Transportation San Diego Regional Minority Supplier Diversity Council City of Los Angeles U.S. Small Business Administration | <ul style="list-style-type: none"> CALTRANS SRMSDC LA SBA |

The Bidder will not receive any subcontracting participation percentages if the Bidder fails to submit the required proof of certification.

BIDDING DOCUMENTS

NAMED EQUIPMENT/MATERIAL SUPPLIER LIST

The Bidder seeking the recognition of equipment, materials, or supplies obtained from Suppliers towards achieving any mandatory, voluntary, or both subcontracting participation percentages shall list the Supplier(s) on the Named Equipment/Material Supplier List. The Named Equipment/Material Supplier List, at a minimum, shall have the name, locations (City) and the DOLLAR VALUE of the Suppliers. The Bidder will be credited up to 60% of the amount to be paid to the Suppliers for such materials and supplies unless vendor manufacturers or substantially alters materials and supplies in which case 100% will be credited. The Bidder is to indicate (Yes/No) whether listed firm is a supplier or manufacturer. In calculating the subcontractor participation percentages, vendors/suppliers will receive 60% credit of the listed DOLLAR VALUE, whereas manufacturers will receive 100% credit. If no indication provided, listed firm will be credited at 60% of the listed DOLLAR VALUE, whereas manufacturers will receive 100% credit. If no indication provided, listed firm will be credited at 60% of the listed DOLLAR VALUE for purposes of calculating the subcontractor participation percentages.

NAME, ADDRESS AND TELEPHONE NUMBER OF VENDOR/SUPPLIER	MATERIALS OR SUPPLIES	DOLLAR VALUE OF MATERIAL OR SUPPLIES (MUST BE FILLED OUT)	SUPPLIER (Yes/No)	MANUFACTURER (Yes/No)	MBE, WBE, DBE, DVBE, OBE, ELBE, SLBE, SDB, WOSB, HUBZone, OR SDVOSB	WHERE CERTIFIED
Name: <u>CHARLEE AGGREGATES</u> Address: <u>24867 MATRI PO</u> City: <u>COCONA</u> State: <u>CA</u> Zip: <u>92883</u> Phone: <u>951-277-9110</u> Email:	<u>TYPE 1</u> <u>5/16" Grps</u>	<u>\$ 156,261.00</u>	<u>YES</u>	<u>YES</u>	<u>N/A</u>	<u>N/A</u>
Name: <u>CALIFORNIA COMMERCIAL</u> Address: <u>9229 HARRIS PLAT PO</u> City: <u>SAN DIEGO</u> State: <u>CA</u> Zip: <u>92145</u> Phone: <u>858-573-0611</u> Email: <u>MIRIAM PLANT</u>	<u>CQS</u>	<u>\$ 220,300.00</u>	<u>YES</u>	<u>YES</u>	<u>N/A</u>	<u>N/A</u>

① As appropriate, Bidder shall identify Vendor/Supplier as one of the following and shall include a valid proof of certification (except for OBE, SLBE and ELBE):

- | | | | |
|---|--------|--|---------|
| Certified Minority Business Enterprise | MBE | Certified Woman Business Enterprise | WBE |
| Certified Disadvantaged Business Enterprise | DBE | Certified Disabled Veteran Business Enterprise | DVBE |
| Other Business Enterprise | OBE | Certified Emerging Local Business Enterprise | ELBE |
| Certified Small Local Business Enterprise | SLBE | Small Disadvantaged Business | SDB |
| Woman-Owned Small Business | WOSB | HUBZone Business | HUBZone |
| Service-Disabled Veteran Owned Small Business | SDVOSB | | |

② As appropriate, Bidder shall indicate if Vendor/Supplier is certified by:

- | | | | |
|--|--------|--|----------|
| City of San Diego | CITY | State of California Department of Transportation | CALTRANS |
| California Public Utilities Commission | CPUC | San Diego Regional Minority Supplier Diversity Council | SRMSDC |
| State of California's Department of General Services | CADoGS | City of Los Angeles | LA |
| State of California | CA | U.S. Small Business Administration | SBA |

The Bidder will not receive any subcontracting participation percentages if the Bidder fails to submit the required proof of certification.

BIDDING DOCUMENTS

NAMED EQUIPMENT/MATERIAL SUPPLIER LIST

The Bidder seeking the recognition of equipment, materials, or supplies obtained from Suppliers towards achieving any mandatory, voluntary, or both subcontracting participation percentages shall list the Supplier(s) on the Named Equipment/Material Supplier List. The Named Equipment/Material Supplier List, at a minimum, shall have the name, locations (City) and the DOLLAR VALUE of the Suppliers. The Bidder will be credited up to 60% of the amount to be paid to the Suppliers for such materials and supplies unless vendor manufacturers or substantially alters materials and supplies in which case 100% will be credited. The Bidder is to indicate (Yes/No) whether listed firm is a supplier or manufacturer. In calculating the subcontractor participation percentages, vendors/suppliers will receive 60% credit of the listed DOLLAR VALUE, whereas manufacturers will receive 100% credit. If no indication provided, listed firm will be credited at 60% of the listed dollar value for purposes of calculating the Subcontractor Participation Percentage. Suppliers will receive 60% credit of the listed DOLLAR VALUE, whereas manufacturers will receive 100% credit. If no indication provided, listed firm will be credited at 60% of the listed DOLLAR VALUE for purposes of calculating the subcontractor participation percentages.

NAME, ADDRESS AND TELEPHONE NUMBER OF VENDOR/SUPPLIER	MATERIALS OR SUPPLIES	DOLLAR VALUE OF MATERIAL OR SUPPLIES (MUST BE FILLED OUT)	SUPPLIER (Yes/No)	MANUFACTURER (Yes/No)	WBE, DBE, DVBE, OBE, ELBE, SLBE, SDB, WOSB, HUBZone, or SDVOSB	WHERE CERTIFIED
Name: <u>WESTERN EMULSIONS</u> Address: <u>3 MONTANA PLAZA STE 210</u> City: <u>DANA POINT</u> State: <u>CA</u> Zip: <u>92629</u> Phone: <u>949-248-5020</u> Email:	PMRE	285,924.00 \$ 285,924.00	YES	YES	N/A	N/A
Name: _____ Address: _____ City: _____ State: _____ Zip: _____ Phone: _____ Email: _____						

① As appropriate, Bidder shall identify Vendor/Supplier as one of the following and shall include a valid proof of certification (except for OBE, SLBE and ELBE):

- | | | | |
|---|--------|--|---------|
| Certified Minority Business Enterprise | MBE | Certified Woman Business Enterprise | WBE |
| Certified Disadvantaged Business Enterprise | DBE | Certified Disabled Veteran Business Enterprise | DVBE |
| Other Business Enterprise | OBE | Certified Emerging Local Business Enterprise | ELBE |
| Certified Small Local Business Enterprise | SLBE | Small Disadvantaged Business | SDB |
| Woman-Owned Small Business | WOSB | HUBZone Business | HUBZone |
| Service-Disabled Veteran Owned Small Business | SDVOSB | | |

② As appropriate, Bidder shall indicate if Vendor/Supplier is certified by:

- | | | | |
|--|--------|--|----------|
| City of San Diego | CITY | State of California Department of Transportation | CALTRANS |
| California Public Utilities Commission | CPUC | San Diego Regional Minority Supplier Diversity Council | SRMSDC |
| State of California's Department of General Services | CADoGS | City of Los Angeles | LA |
| State of California | CA | U.S. Small Business Administration | SBA |

The Bidder will not receive any subcontracting participation percentages if the Bidder fails to submit the required proof of certification.

INTERMOUNTAIN SLURRY SEAL

Litigation Alleging Discrimination within past 10 years
(As of October 2014)

Work/Pay Issues over \$50,000

CASE NAME	NATURE OF THE CASE	RESOLUTION/DATE CLOSED
De La Cerda v. ISS; GCC	Disability discrimination; wrongful termination.	Summary Judgment issued in Favor of ISS, 2011. Plaintiff appealed. The 3 rd District Court of Appeal affirmed the summary judgment. Case closed March 2012.
Randle v. ISS	Racial discrimination, hostile work environment.	The parties entered into a Confidential Conciliation Agreement, on Nov 13, 2008.

INTERMOUNTAIN SLURRY SEAL, INC.
List of Officers

NAME	Present Office Position
Jason Todd Klaumann	President
James Grogan	Vice President & Assistant Secretary
Kathleen Schreckengost	Vice President, Treasurer & Assistant Secretary
Darren S. Beevor	Vice President, Controller & Secretary
Gary R. Price	Vice President & Assistant Secretary
David J. Brunton	Assistant Secretary
Don Larson	Assistant Secretary