

Burtech Pipeline Incorporated
Mr. Dominic J. Burtech
102 Second Street
Encinitas, CA 92024
P: (760) 634-2822 F: (760) 634-2415

City of San Diego

CONTRACTOR'S NAME: _____
ADDRESS: _____
TELEPHONE NO.: _____ FAX NO.: _____
CITY CONTACT: Eleida Felix Yackel, Email: Efelixyackel@sandiego.gov
Phone No. (619) 533-3449, Fax No. (619) 533-3633
MNinh/RTaleghani/egz

CONTRACT DOCUMENTS



FOR

ORIGINAL

SEWER GROUP JOB 833

VOLUME 1 OF 2

BID NO.: _____ K-14-1225-DBB-3
SAP NO. (WBS/IO/CC): _____ B-00437
CLIENT DEPARTMENT: _____ 2011
COUNCIL DISTRICT: _____ 3
PROJECT TYPE: _____ JA

THIS CONTRACT IS SUBJECT TO THE FOLLOWING:

- THE CITY'S SUBCONTRACTING PARTICIPATION REQUIREMENTS FOR SLBE PROGRAM.
- BID DISCOUNT PROGRAM (The WHITEBOOK, SLBE-ELBE Program Requirements, Section IV(2))
- PREVAILING WAGE RATES: STATE FEDERAL

BID DUE DATE:


2:00 PM

JUNE 24, 2014

**CITY OF SAN DIEGO
PUBLIC WORKS CONTRACTING GROUP
1010 SECOND AVENUE, 14TH FLOOR, MS 614C
SAN DIEGO, CA 92101**

ENGINEER OF WORK

The engineering Specifications and Special Provisions contained herein have been prepared by or under the direction of the following Registered Engineer:



For City Engineer

5/9/14

Date

Seal



ORIGINAL

TABLE OF CONTENTS

DESCRIPTION	PAGE NUMBER
1. NOTICE INVITING BIDS.....	4
2. CONTRACT FORMS	15
3. CONTRACT FORMS ATTACHMENTS:	
1. Performance Bond and Labor and Materialmen's Bond	19
2. Drug-Free Workplace.....	21
3. American with Disabilities Act (ADA) Compliance Certification	22
4. Contractor Standards - Pledge of Compliance Certificate	23
5. Affidavit of Disposal Certificate	24
4. ATTACHMENTS:	
A. SCOPE OF WORK	26
B. INTENTIONALLY LEFT BLANK.....	28
C. EQUAL OPPORTUNITY CONTRACTING PROGRAM	29
D. INTENTIONALLY LEFT BLANK.....	33
E. SUPPLEMENTARY SPECIAL PROVISIONS	34
SUPPLEMENTARY SPECIAL PROVISIONS APPENDICES	51
1. Appendix A - Notice of Exemption and Environmental Construction Requirements..	52
2. Appendix B - Fire Hydrant Meter Program	59
3. Appendix C - Materials Typically Accepted by Certificate of Compliance	73
4. Appendix D - Sample City Invoice	75
5. Appendix E - Location Map, Design Exhibit Sheets and Construction Notes.....	77
6. Appendix F - Storm Drain Inlet Protection Plan.....	93
7. Appendix G - Sewer Pipeline Rehabilitation Scope of Work	100
8. Appendix H - Sewer Manhole Rehabilitation Scope of Work	103
9. Appendix I - Sewer Lateral Rehabilitation Scope of Work.....	106
10. Appendix J - Televising Inspection Formats and Codes	109
11. Appendix K - Sewer Mains and Manholes Rehabilitation Sample Data Templates	128
12. Appendix L - Canyon Proficient Vehicle (CPV) and Foot Access Path.....	131
13. Appendix M - Adjacent Projects Map.....	133
F. INTENTIONALLY LEFT BLANK.....	135

CITY OF SAN DIEGO, CALIFORNIA

NOTICE INVITING BIDS

1. **RECEIPT AND OPENING OF BIDS:** Bids will be received at the Public Works Contracting Group at the location, time, and date shown on the cover of these specifications for performing work on **SEWER GROUP JOB 833** (Project).
2. **SUMMARY OF WORK:** The Work involves furnishing all labor, materials, equipment, services, and other incidental works and appurtenances for the construction of the Project as described in ATTACHMENT A.
3. **BIDS ARE PUBLIC RECORDS:** Upon receipt by the City, Bids shall become public records subject to public disclosure. It is the responsibility of the respondent to clearly identify any confidential, proprietary, trade secret or otherwise legally privileged information contained within the Bid. General references to sections of the California Public Records Act (PRA) will not suffice. If the Contractor does not provide applicable case law that clearly establishes that the requested information is exempt from the disclosure requirements of the PRA, the City shall be free to release the information when required in accordance with the PRA, pursuant to any other applicable law, or by order of any court or government agency, and the Contractor will hold the City harmless for release of this information.
4. **SUBCONTRACTING PARTICIPATION PERCENTAGES:**
 - 4.1. The City has incorporated **mandatory** SLBE-ELBE subcontractor participation percentages to enhance competition and maximize subcontracting opportunities. For the purpose of achieving the mandatory subcontractor participation percentages, a recommended breakdown of the SLBE and ELBE subcontractor participation percentages based upon certified SLBE and ELBE firms has also been provided to achieve the mandatory subcontractor participation percentages:

1. SLBE participation	5.0%
2. ELBE participation	10.3%
3. Total mandatory participation	15.3%
 - 4.2. The Bidders are strongly encouraged to attend the Pre-Bid Meeting to better understand the Good Faith Effort requirements of this contract. See the City's document titled "SLBE Program, Instructions For Bidders Completing The Good Faith Effort Submittal" available at: <http://www.sandiego.gov/eoc/>
 - 4.3. The Bid will be declared non-responsive if the Bidder fails the following mandatory conditions:
 - 4.3.1. Bidder's inclusion of SLBE-ELBE certified subcontractors at the overall mandatory participation percentage identified in this document; OR.
 - 4.3.2. Bidder's submission of Good Faith Effort documentation demonstrating the Bidder made a good faith effort to outreach to and include SLBE-ELBE

Subcontractors required in this document within **3 Working Days** of the Bid opening if the overall mandatory participation percentage is not met.

- 4.4. For additional Equal Opportunity Contracting Program requirements, see Attachment C.

5. PRE-BID MEETING:

- 5.1. There will be a Pre-Bid Meeting to discuss the scope of the Project, bidding requirements, pre-qualification process, and Equal Opportunity Contracting Program requirements and reporting procedures in the Public Works Contracting Group, Conference Room at 1010 Second Avenue, 14th Floor, San Diego, CA 92101 **at 10:00 AM, on MAY 27, 2014.**
- 5.2. All potential bidders are encouraged to attend.
- 5.3. To request a copy of the agenda on an alternative format, or to request a sign language or oral interpreter for this meeting, call the Public Works Contracting Group at (619) 533-3450 at least 5 Working Days prior to the Pre-Bid Meeting to ensure availability.

6. CONTRACTOR REGISTRATION AND ELECTRONIC REPORTING SYSTEM:

- 6.1. **Prior** to the Award of the Contract or each Task Order, you and your Subcontractors and Suppliers must register with the City's web-based contract compliance website, Prism®, located here:

<https://pro.prismcompliance.com/default.aspx>.

- 6.2. The City may not award the contract until registration of all subcontractors and suppliers is complete. In the event this requirement is not met within the time frame specified in the Notice of Intent to Award letter, the City reserves the right to rescind the Notice of Award / Intent to Award and to make the award to the next responsive and responsible bidder / proposer.

7. **JOINT VENTURE CONTRACTORS:** Provide a copy of the Joint Venture agreement and the Joint Venture license to the City within 10 Working Days after receiving the Contract forms. See 2-1.1.2, "Joint Venture Contractors" in The WHITEBOOK for details.

8. **PREVAILING WAGE RATES:** Prevailing wage rates apply to this contract.

8.1. STATE REQUIREMENTS FOR CONTRACTS SUBJECT TO STATE PREVAILING WAGE REQUIREMENTS.

- 8.1.1. In accordance with the provisions of California Labor Code Sections 1770, et seq. as amended, the Director of the Department of Industrial Relations has determined the general prevailing rate of per diem wages in accordance with the standards set forth in such Sections for the locality in which the Work is to be performed. Copies of the prevailing rate of per diem wages may be found at http://www.dir.ca.gov/dlsr/statistics_research.html. The Contractor shall post a copy of the above determination of the prevailing

rate of per diem wages at each job site and shall make them available to any interested party on request.

8.1.2. Pursuant to Sections 1720 et seq., and 1770 et seq., of the California Labor Code the Contractor any Subcontractor shall pay not less than said specified rates determined by the Director of the California Department of Industrial Relations to all workmen employed by them in the execution of the Work.

8.1.3. The wage rates determined by the Director of Industrial Relations and published in the Department of Transportation publication entitled, "General Prevailing Wage Rates", refer to expiration dates. If the published wage rate does not refer to a predetermined wage rate to be paid after the expiration date, said published rate of wage shall be in effect for the life of this contract. If the published wage rate refers to a predetermined wage rate to become effective upon expiration of the published wage rate and the predetermined wage rate is on file with the Department of Industrial Relations, such predetermined wage rate shall become effective on the date following the expiration date and shall apply to this contract in the same manner as if it had been published in said publication. If the predetermined wage rate refers to one or more additional expiration dates with additional predetermined wage rates, which expiration dates occur during the life of this contract, each successive predetermined wage rate shall apply to this contract on the date following the expiration date of the previous wage rate. If the last of such predetermined wage rates expires during the life of this contract, such wage rate shall apply to the balance of the contract.

8.1.4. The successful bidder intending to use a craft or classification not shown on the prevailing rate determinations may be required to pay the rate of the craft or classification most closely related to it.

9. INSURANCE REQUIREMENTS:

9.1. All certificates of insurance and endorsements required by the contract are to be provided upon issuance of the City's Notice of Intent to Award letter.

9.2. Refer to sections 7-3, "LIABILITY INSURANCE", and 7-4, "WORKERS' COMPENSATION INSURANCE" of the Supplementary Special Provisions (SSP) for the insurance requirements which must be met.

10. PREQUALIFICATION OF CONTRACTORS:

10.1. Contractors submitting Bid must be pre-qualified for the total amount proposed, inclusive of all alternate items prior to the date of submittal. Bids from contractors who have not been pre-qualified as applicable and Bids that exceed the maximum dollar amount at which contractors are pre-qualified will be deemed **non-responsive** and ineligible for award. Complete information and prequalification questionnaires are available at:

<http://www.sandiego.gov/cip/bidopps/prequalification.shtml>

10.2. The completed questionnaire, financial statement, and bond letter or a copy of the contractor's SLBE-ELBE certification and bond letter, must be submitted no later than 2 weeks prior to the bid opening to the Public Works Contracting Group, Prequalification Program, 1010 Second Avenue, 14th Floor, San Diego, CA 92101. For additional information or the answer to questions about the prequalification program, contact David Stucky at 619-533-3474 or dstucky@sandiego.gov.

11. **REFERENCE STANDARDS:** Except as otherwise noted or specified, the Work shall be completed in accordance with the following standards:

Title	Edition	Document Number
Standard Specifications for Public Works Construction ("The GREENBOOK")	2012	PITS070112-01
City of San Diego Standard Specifications for Public Works Construction ("The WHITEBOOK")*	2012	PITS070112-02
City of San Diego Standard Drawings*	2012	PITS070112-03
Caltrans Standard Specifications	2010	PITS070112-04
Caltrans Standard Plans	2010	PITS070112-05
California MUTCD	2012	PITS070112-06
City Standard Drawings - Updates Approved For Use (when specified)*	Varies	Varies
Standard Federal Equal Employment Opportunity Construction Contract Specifications and the Equal Opportunity Clause Dated 09-11-84	1984	769023
NOTE: *Available online under Engineering Documents and References at: http://www.sandiego.gov/publicworks/edocref/index.shtml		

12. **CITY'S RESPONSES AND ADDENDA:** The City at its option, may respond to any or all questions submitted in writing, via letter, or FAX in the form of an addendum. No oral comment shall be of any force or effect with respect to this solicitation. The changes to the Contract Documents through addendum are made effective as though originally issued with the Bid. The Bidders shall acknowledge the receipt of Addenda on the form provided for this purpose in the Bid.

13. **CITY'S RIGHTS RESERVED:** The City reserves the right to cancel the Notice Inviting Bids at any time, and further reserves the right to reject submitted Bids, without giving any reason for such action, at its sole discretion and without liability. Costs incurred by the Bidder(s) as a result of preparing Bids under the Notice Inviting Bids shall be the sole responsibility of each bidder. The Notice Inviting Bids creates or imposes no obligation upon the City to enter a contract.

14. **CONTRACT PRICING FORMAT:** This solicitation is for a Lump Sum contract with Unit Price provisions as set forth in the Bid Proposal Form(s), Volume 2.

15. **SUBMITTAL OF "OR EQUAL" ITEMS:** See Section 4-1.6, "Trade Names or Equals" in The WHITEBOOK and as amended in the SSP.

16. AWARD PROCESS:

- 16.1. The Award of this contract is contingent upon the Contractor's compliance with all conditions precedent to Award.
- 16.2. Upon acceptance of a Bid, the City will prepare contract documents for execution within approximately 21 days of the date of the Bid opening and award the Contract approximately within 7 days of receipt of properly executed Contract, bonds, and insurance documents.
- 16.3. This contract will be deemed executed, and effective, only upon the signing of the Contract by the Mayor or designee of the City.

17. SUBCONTRACT LIMITATIONS: The Bidder's attention is directed to Standard Specifications for Public Works Construction, Section 2-3, "SUBCONTRACTS" in The GREENBOOK and as amended in the SSP which requires the Contractor to self-perform not less than the specified amount. Failure to comply with this requirement shall render the Bid **non-responsive** and ineligible for award.

18. AVAILABILITY OF PLANS AND SPECIFICATIONS: Contract Documents may be obtained by visiting the City's website: <http://www.sandiego.gov/cip/>. Plans and Specifications for this contract are also available for review in the office of the City Clerk or Public Works Contracting Group.

19. SUBMISSION OF QUESTIONS:

- 19.1. The Director (or designee), of the Public Works Department is the officer responsible for opening, examining, and evaluating the competitive Bids submitted to the City for the acquisition, construction and completion of any public improvement except when otherwise set forth in these documents. All questions related to this solicitation shall be submitted to:

Public Works Contracting Group
1010 Second Avenue, 14th Floor
San Diego, California, 92101
Attention: [Contract Specialist listed on the front cover hereof]

OR:

Email address of the Contract Specialist listed on the front cover hereof.

- 19.2. Questions received less than 14 days prior to the date for opening of Bids may not be considered.
- 19.3. Clarifications deemed by the City to be material shall be issued by Addenda and uploaded to the City's online bidding service.
- 19.4. Only questions answered by formal written addenda will be binding. Oral and other interpretations or clarifications will be without legal effect. It is the Bidder's responsibility to become informed of any Addenda that have been issued and to include all such information in its Bid.

20. **ELIGIBLE BIDDERS:** No person, firm, or corporation shall be allowed to make, file, or be interested in **more** than one (1) Bid for the same work unless alternate Bids are called for. A person, firm or corporation who has submitted a sub-proposal to a Bidder, or who has quoted prices on materials to a Bidder, is not hereby disqualified from submitting a sub-proposal or quoting prices to other Bidders or from submitting a Bid in its own behalf. Any Bidder who submits more than one bid will result in the rejection of all bids submitted.
21. **SAN DIEGO BUSINESS TAX CERTIFICATE:** The Contractor and Subcontractors, not already having a City of San Diego Business Tax Certificate for the work contemplated shall secure the appropriate certificate from the City Treasurer, Civic Center Plaza, first floor and submit to the Contract Specialist upon request or as specified in the Contract Documents. Tax Identification numbers for both the Bidder and the listed Subcontractors must be submitted on the City provided forms with the Notice Inviting Bids and Contract forms.
22. **PROPOSAL FORMS:** Bid shall be made only upon the Bidding Documents i.e., Proposal form attached to and forming a part of the specifications. The signature of each person signing shall be in longhand.
- 22.1. Bidder shall complete and submit all pages in the "Bidding Document" Section (see Volume 2) as their Bid per the schedule given under "Required Documents Schedule," (see Volume 1). Bidder is requested to retain for their reference other portions of the Contract Documents that are not required to be submitted with the Bid. The entire specifications for the bid package do not need to be submitted with the bid.
- 22.2. The City may require any Bidder to furnish a statement of experience, financial responsibility, technical ability, equipment, and references.
- 22.3. Bids and certain other forms and documents as specified in the Volume 2 of 2 of the Contract Documents shall be enclosed in a sealed envelope and shall bear the title of the work and name of the Bidder and the appropriate State Contractors License designation which the Bidder holds.
- 22.4. Bids may be withdrawn by the Bidder prior to, but not after, the time fixed for opening of Bids.
23. **BIDDER'S GUARANTEE OF GOOD FAITH (BID SECURITY):**
- 23.1. With the exception of the contracts valued \$5,000 or less, JOC and Design-Build contracts, and contracts subject to the Small and Local Business Program of \$250,000 or less e.g., ELBE contracts, each Bidder shall accompany its Bid with either a cashier's check upon some responsible bank, or a check upon such bank properly certified or an approved corporate surety bond payable to the City of San Diego, for an amount of not less than 10% of the aggregate sum of the Bid, which check or bond, and the monies represented thereby shall be held by the City as a guarantee that the Bidder, if awarded the contract, will in good faith enter into such contract and furnish the required final bonds.
- 23.2. The Bidder agrees that in case of Bidder's refusal or failure to execute this contract and give required final bonds, the money represented by a cashier's or certified check shall remain the property of the City, and if the Bidder shall fail to execute this

contract, the Surety agrees that it will pay to the City damages which the City may suffer by reason of such failure, not exceeding the sum of 10% of the amount of the Bid.

- 23.3. A Bid received without the specified bid security will be rejected as being **non-responsive**.

24. AWARD OF CONTRACT OR REJECTION OF BIDS:

- 24.1. This contract may be awarded to the lowest responsible and reliable Bidder.
- 24.2. Bidders shall complete the entire Bid schedule (also referred to as “schedule of prices” or Proposal form). Incomplete price schedules will be rejected as being non-responsive.
- 24.3. The City reserves the right to reject any or all Bids, and to waive any informality or technicality in Bids received and any requirements of these specifications as to bidding procedure.
- 24.4. Bidders will not be released on account of their errors of judgment. Bidders may be released only upon receipt by the City from the Bidder within 3 Working Days, excluding Saturdays, Sundays, and state holidays, after the opening of Bids, of written notice which includes proof of honest, credible, clerical error of material nature, free from fraud or fraudulent intent, and of evidence that reasonable care was observed in the preparation of the Bid.
- 24.5. A non-selected Bidder may protest award of the Contract to the selected Bidder by submitting a written “Notice of Intent to Protest” including supporting documentation which shall be received by Public Works Contracting Group no later than 10 days after the City’s announcement of the selected Bidder or no later than 10 days from the date that the City issues notice of designation of a Bidder as non-responsive in accordance with San Diego Municipal Code Chapter 2, § 22.3029, “Protests of Contract Award.”
- 24.6. The City of San Diego will not discriminate with regard to race, religious creed, color, national origin, ancestry, physical handicap, marital status, sex or age, in the award of contracts.
- 24.7. Each Bid package properly executed as required by these specifications shall constitute a firm offer, which may be accepted by the City within the time specified in the Proposal.
- 24.8. The City reserves the right to evaluate all Bids and determine the lowest Bidder on the basis of any proposed alternates, additive items or options, at its discretion that will be disclosed in the Volume 2 of 2.

25. BID RESULTS:

- 25.1. The Bid opening by the City shall constitute the public announcement of the Apparent Low Bidder. In the event that the Apparent Low Bidder is subsequently deemed non-responsive or non-responsible, a public announcement will be posted in

the City's web page <http://www.sandiego.gov/cip/index.shtml>, with the name of the newly designated Apparent Low Bidder.

- 25.2. To obtain Bid results, either attend Bid opening, review the results on the City's web site, or provide a self-addressed, stamped envelope, referencing Bid number, and Bid tabulation will be mailed to you upon verification of extensions. Bid results cannot be given over the telephone.

26. THE CONTRACT:

- 26.1. The Bidder to whom award is made shall execute a written contract with the City of San Diego and furnish good and approved bonds and insurance certificates specified by the City within 14 days after receipt by Bidder of a form of contract for execution unless an extension of time is granted to the Bidder in writing.
- 26.2. If the Bidder takes longer than 14 days to fulfill these requirements, then the additional time taken shall be added to the Bid guarantee. The Contract shall be made in the form adopted by the City, which includes the provision that no claim or suit whatsoever shall be made or brought by Contractor against any officer, agent, or employee of the City for or on account of anything done or omitted to be done in connection with this contract, nor shall any such officer, agent, or employee be liable hereunder.
- 26.3. If the Bidder to whom the award is made fails to enter into the contract as herein provided, the award may be annulled and the Bidder's Guarantee of Good Faith will be subject to forfeiture. An award may be made to the next lowest responsible and reliable Bidder who shall fulfill every stipulation embraced herein as if it were the party to whom the first award was made.
- 26.4. Pursuant to the San Diego City Charter section 94, the City may only award a public works contract to the lowest responsible and reliable Bidder. The City will require the Apparent Low Bidder to (i) submit information to determine the Bidder's responsibility and reliability, (ii) execute the Contract in form provided by the City, and (iii) furnish good and approved bonds and insurance certificates specified by the City within 14 Days, unless otherwise approved by the City, in writing after the Bidder receives notification from the City, designating the Bidder as the Apparent Low Bidder and formally requesting the above mentioned items.
- 26.5. The award of the Contract is contingent upon the satisfactory completion of the above mentioned items and becomes effective upon the signing of the Contract by the Mayor or designee. If the Apparent Low Bidder does not execute the Contract or submit required documents and information, the City may award the Contract to the next lowest responsible and reliable Bidder who shall fulfill every condition precedent to award. A corporation designated as the Apparent Low Bidder shall furnish evidence of its corporate existence and evidence that the officer signing the Contract and bond for the corporation is duly authorized to do so.

27. **EXAMINATION OF PLANS, SPECIFICATIONS, AND SITE OF WORK:** The Bidder shall examine carefully the Project Site, the Plans and Specifications, other materials as described in the Special Provisions, Section 2-7, and the proposal forms (e.g., Bidding Documents). The submission of a Bid shall be conclusive evidence that the Bidder has

investigated and is satisfied as to the conditions to be encountered, as to the character, quality, and scope of Work, the quantities of materials to be furnished, and as to the requirements of the Bidding Documents Proposal, Plans, and Specifications.

28. CITY STANDARD PROVISIONS: This contract is subject to the following standard provisions. See The WHITEBOOK for details.

- 28.1. The City of San Diego Resolution No. R-277952 adopted on May 20, 1991 for a Drug-Free Workplace.
- 28.2. The City of San Diego Resolution No. R-282153 adopted on June 14, 1993 related to the Americans with Disabilities Act.
- 28.3. The City of San Diego Municipal Code §22.3004 for Pledge of Compliance.
- 28.4. The City of San Diego's Labor Compliance Program and the State of California Labor Code §§1771.5(b) and 1776.
- 28.5. Sections 1777.5, 1777.6, and 1777.7 of the State of California Labor Code concerning the employment of apprentices by contractors and subcontractors performing public works contracts.
- 28.6. The City's Equal Benefits Ordinance (EBO), Chapter 2, Article 2, Division 43 of The San Diego Municipal Code (SDMC).
- 28.7. The City's Information Security Policy (ISP) as defined in the City's Administrative Regulation 90.63.

29. PRE-AWARD ACTIVITIES:

- 29.1. The selected contractor by the City to execute a contract for this Work shall provide the information required within the time specified in "Required Documents," of this bid package. Failure to provide the information within the time specified may result in the Bid being rejected as **non-responsive**.
- 29.2. If the Bid is rejected as non-responsive, the selected contractor by the City to execute a contract for this Work shall forfeit the required Bid. The decision that the selected contractor by the City to execute a contract for this Work is non-responsive for failure to provide the information required within the time specified shall be at the sole discretion of the City.

30. REQUIRED DOCUMENT SCHEDULE:

- 30.1. The Bidder's attention is directed to the City's Municipal Code §22.0807(e), (3)-(5) for important information regarding grounds for debarment for failure to submit required documentation.
- 30.2. The specified Equal Opportunity Contracting Program (EOCP) forms are available for download from the City's web site at:

<http://www.sandiego.gov/eoc/forms/index.shtml>

ITEM	WHEN DUE	FROM	DOCUMENT TO BE SUBMITTED
1.	BID SUBMITTAL DATE/TIME	ALL BIDDERS	Bid
2.	BID SUBMITTAL DATE/TIME	ALL BIDDERS	Bid Bond
3.	BID SUBMITTAL DATE/TIME	ALL BIDDERS	Non-collusion Affidavit to be Executed By Bidder and Submitted with Bid under 23 USC 112 and PCC 7106
4.	BID SUBMITTAL DATE/TIME	ALL BIDDERS	Contractors Certification of Pending Actions
5.	BID SUBMITTAL DATE/TIME	ALL BIDDERS	Equal Benefits Ordinance Certification of Compliance
6.	BID SUBMITTAL DATE/TIME	ALL BIDDERS	Form AA35 - List of Subcontractors
7.	BID SUBMITTAL DATE/TIME	ALL BIDDERS	Form AA40 - Named Equipment/Material Supplier List
8.	WITHIN 3 WORKING DAYS OF BID OPENING WITH GOOD FAITH EFFORT DOCUMENTATION	ALL BIDDERS	SLBE Good Faith Efforts Documentation
9.	WITHIN 3 WORKING DAYS OF BID OPENING WITH GOOD FAITH EFFORT DOCUMENTATION	ALL BIDDERS	Form AA60 – List of Work Made Available
10.	WITHIN 3 WORKING DAYS OF BID OPENING WITH GOOD FAITH EFFORT DOCUMENTATION	ALL BIDDERS	Proof of Valid DBE-MBE-WBE-DVBE Certification Status e.g., Certs.
11.	PRIOR TO PRE-CONSTRUCTION MEETING	LOW BIDDER	Contractor's Experience and Past Project Documentation. See Sections 500
12.	PRIOR TO PRE-CONSTRUCTION MEETING	LOW BIDDER	Manufacturer Certification per Section 500-1.1.2.1
13.	WITHIN 10 WORKING DAYS AFTER RECEIPT BY BIDDER OF CONTRACT FORMS	APPARENT LOW BIDDER	Names of the principal individual owners of the Apparent Low Bidder
14.	WITHIN 10 WORKING DAYS AFTER RECEIPT BY BIDDER OF CONTRACT FORMS	APPARENT LOW BIDDER	If the Contractor is a Joint Venture: <ul style="list-style-type: none"> • Joint Venture Agreement • Joint Venture License

ITEM	WHEN DUE	FROM	DOCUMENT TO BE SUBMITTED
15.	WITHIN 10 WORKING DAYS AFTER RECEIPT BY BIDDER OF CONTRACT FORMS	APPARENT LOW BIDDER	Form BB05 - Work Force Report
16.	WITHIN 10 WORKING DAYS AFTER RECEIPT BY BIDDER OF CONTRACT FORMS	APPARENT LOW BIDDER	Contract Forms - Agreement
17.	WITHIN 10 WORKING DAYS AFTER RECEIPT BY BIDDER OF CONTRACT FORMS	APPARENT LOW BIDDER	Contract Forms - Payment and Performance Bond
18.	WITHIN 10 WORKING DAYS AFTER RECEIPT BY BIDDER OF CONTRACT FORMS	APPARENT LOW BIDDER	Certificates of Insurance and Endorsements
19.	WITHIN 10 WORKING DAYS AFTER RECEIPT BY BIDDER OF CONTRACT FORMS	APPARENT LOW BIDDER	Contractor Certification - Drug-Free Workplace
20.	WITHIN 10 WORKING DAYS AFTER RECEIPT BY BIDDER OF CONTRACT FORMS	APPARENT LOW BIDDER	Contractor Certification - American with Disabilities Act
21.	WITHIN 10 WORKING DAYS AFTER RECEIPT BY BIDDER OF CONTRACT FORMS	APPARENT LOW BIDDER	Contractors Standards - Pledge of Compliance

CONTRACT FORMS
AGREEMENT

CONTRACT FORMS

CONSTRUCTION CONTRACT

This contract is made and entered into between THE CITY OF SAN DIEGO, a municipal corporation, herein called "City", and Burtech Pipeline Incorporated, herein called "Contractor" for construction of Sewer Group Job 833, Bid No. K-14-1225-DBB-3 in the amount of Four Hundred Eighty-Three Thousand and Three Hundred Dollars and Zero Cents (\$483,300.00), which is comprised of the Base Bid alone.

IN CONSIDERATION of the payments to be made hereunder and the mutual undertakings of the parties hereto, City and Contractor agree as follows:

1. The following are incorporated into this contract as though fully set forth herein:
 - (a) The attached Faithful Performance and Payment Bonds.
 - (b) The attached Proposal included in the Bid documents by the Contractor.
 - (c) Reference Standards listed in the Notice Inviting Bids and the Supplementary Special Provisions (SSP).
 - (d) That certain documents entitled Sewer Group Job 833 on file in the office of the Public Works Department as Document No. B-00437 as well as all matters referenced therein.
2. The Contractor shall perform and be bound by all the terms and conditions of this contract and in strict conformity therewith shall perform and complete in a good and workmanlike manner Sewer Group Job 833, Bid Number K-14-1225-DBB-3, San Diego, California.
3. For such performances, the City shall pay to Contractor the amounts set forth at the times and in the manner and with such additions or deductions as are provided for in this contract, and the Contractor shall accept such payment in full satisfaction of all claims incident to such performances.
4. No claim or suit whatsoever shall be made or brought by Contractor against any officer, agent, or employee of the City for or on account of anything done or omitted to be done in connection with this contract, nor shall any such officer, agent, or employee be liable hereunder.
5. This contract is effective as of the date that the Mayor or designee signs the agreement.


CONTRACT FORMS (continued)


IN WITNESS WHEREOF, this Agreement is signed by the City of San Diego, acting by and through its Mayor or designee, pursuant to Municipal Code §22.3102 (a)(1) authorizing such execution.

THE CITY OF SAN DIEGO

APPROVED AS TO FORM AND LEGALITY

Jan I. Goldsmith, City Attorney


By 
Stephen Samara
Senior Contract Specialist
Public Works Contracts

By 
Print Name: Pedro Delara, Jr.
Deputy City Attorney

Date: 9-8-2014

Date: 9/12/14

CONTRACTOR

By 
Print Name: DOMINIC J. BURTECH
Title: President & CEO
Date: 07/21/2014

City of San Diego License No.: B1996002066

State Contractor's License No.: 718202

**CONTRACT FORMS
ATTACHMENTS**

EXECUTED IN TRIPLICATE
BOND NO. 2183775
PREMIUM: 4,833.00

PREMIUM IS FOR CONTRACT TERM AND IS SUBJECT TO
ADJUSTMENT BASED ON FINAL CONTRACT PRICE

CONTRACT FORMS ATTACHMENTS
PERFORMANCE BOND AND LABOR AND MATERIALMEN'S BOND

FAITHFUL PERFORMANCE BOND AND LABOR AND MATERIALMEN'S BOND:

Burtech Pipeline Incorporated, a corporation, as principal, and
NORTH AMERICAN SPECIALTY INSURANCE COMPANY, a corporation authorized to do
business in the State of California, as Surety, hereby obligate themselves, their successors and
assigns, jointly and severally, to The City of San Diego a municipal corporation in the sum of
Four Hundred Eighty-Three Thousand and Three Hundred Dollars and Zero Cents (\$483,300.00) for
the faithful performance of the annexed contract, and in the sum of Four Hundred Eighty-Three
Thousand and Three Hundred Dollars and Zero Cents (\$483,300.00) for the benefit of laborers and
materialmen designated below.

Conditions:

If the Principal shall faithfully perform the annexed contract Sewer Group Job 833,
Bid Number K-14-1225-DBB-3, San Diego, California then the obligation herein with respect to a
faithful performance shall be void; otherwise it shall remain in full force.

If the Principal shall promptly pay all persons, firms and corporations furnishing materials for
or performing labor in the execution of this contract, and shall pay all amounts due under the
California Unemployment Insurance Act then the obligation herein with respect to laborers and
materialmen shall be void; otherwise it shall remain in full force.

The obligation herein with respect to laborers and materialmen shall inure to the benefit of all
persons, firms and corporations entitled to file claims under the provisions of Chapter 3 of Division 5
of Title I of the Government Code of the State of California or under the provisions of Section 3082
et seq. of the Civil Code of the State of California.

Changes in the terms of the annexed contract or specifications accompanying same or
referred to therein shall not affect the Surety's obligation on this bond, and the Surety hereby waives
notice of same.

CONTRACT FORMS ATTACHMENTS (continued)
PERFORMANCE BOND AND LABOR AND MATERIALMEN'S BOND

The Surety shall pay reasonable attorney's fees should suit be brought to enforce the provisions of this bond.

Dated JULY 17, 2014

Approved as to Form and Legality

BURTECH PIPELINE, INCORPORATED

Principal

By 

DOMINIC J. BURTECH, JR., PRESIDENT

Printed Name of Person Signing for Principal

Jan I. Goldsmith, City Attorney

By 

Deputy City Attorney

NORTH AMERICAN SPECIALTY INSURANCE COMPANY

Surety

By 

MARK D. IATAROLA, Attorney-in-fact

Approved:

By 

Stephen Samara

Senior Contract Specialist

Public Works Contracts

6 HUTTON CENTRE DRIVE, SUITE 850

Local Address of Surety

SANTA ANA, CA 92707

Local Address (City, State) of Surety

714/550-7799

Local Telephone No. of Surety

PREMIUM IS FOR CONTRACT TERM AND IS SUBJECT
TO ADJUSTMENT BASED ON FINAL CONTRACT PRICE

Premium \$ 4,833.00

Bond No. 2183775

CALIFORNIA ALL-PURPOSE ACKNOWLEDGMENT

STATE OF CALIFORNIA

County of SAN DIEGO }

On 07/17/2014 before me, GLEENDA J. ROONEY, NOTARY PUBLIC,
Date Here Insert Name and Title of the Officer

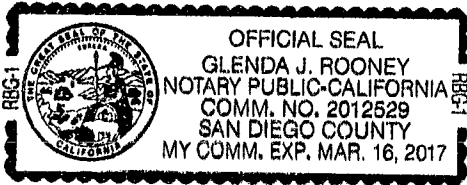
personally appeared MARK D. IATAROLA
Name(s) of Signer(s)

who proved to me on the basis of satisfactory evidence to be the person~~(s)~~ whose name~~(s)~~ is/~~are~~ subscribed to the within instrument and acknowledged to me that he/~~she/they~~ executed the same in his/~~her/their~~ authorized capacity~~(ies)~~, and that by his/~~her/their~~ signature~~(s)~~ on the instrument the person~~(s)~~, or the entity upon behalf of which the person~~(s)~~ acted, executed the instrument.

I certify under PENALTY OF PERJURY under the laws of the State of California that the foregoing paragraph is true and correct.

Witness my hand and official seal.

Signature Glenda J Rooney
Signature of Notary Public



Place Notary Seal Above

OPTIONAL

Though the information below is not required by law, it may prove valuable to persons relying on the document and could prevent fraudulent removal and reattachment of this form to another document.

Description of Attached Document

Title or Type of Document: _____


Document Date: _____ Number of Pages: _____

Signer(s) Other Than Named Above: _____

Capacity(ies) Claimed by Signer(s)

Signer's Name: MARK D. IATAROLA

- Individual
- Corporate Officer — Title(s): _____
- Partner — Limited General
- Attorney in Fact
- Trustee
- Guardian or Conservator
- Other: _____



Signer Is Representing:

Signer's Name: _____

- Individual
- Corporate Officer — Title(s): _____
- Partner — Limited General
- Attorney in Fact
- Trustee
- Guardian or Conservator
- Other: _____



Signer Is Representing:

NAS SURETY GROUP

NORTH AMERICAN SPECIALTY INSURANCE COMPANY
WASHINGTON INTERNATIONAL INSURANCE COMPANY

GENERAL POWER OF ATTORNEY

KNOW ALL MEN BY THESE PRESENTS, THAT North American Specialty Insurance Company, a corporation duly organized and existing under laws of the State of New Hampshire, and having its principal office in the City of Manchester, New Hampshire, and Washington International Insurance Company, a corporation organized and existing under the laws of the State of New Hampshire and having its principal office in the City of Schaumburg, Illinois, each does hereby make, constitute and appoint:

JOHN G. MALONEY, HELEN MALONEY, MICHELLE M. BASUIL,

GLEND A. J. ROONEY, and MARK D. IATAROLA

JOINTLY OR SEVERALLY

Its true and lawful Attorney(s)-in-Fact, to make, execute, seal and deliver, for and on its behalf and as its act and deed, bonds or other writings obligatory in the nature of a bond on behalf of each of said Companies, as surety, on contracts of suretyship as are or may be required or permitted by law, regulation, contract or otherwise, provided that no bond or undertaking or contract or suretyship executed under this authority shall exceed the amount of:

FIFTY MILLION (\$50,000,000.00) DOLLARS

This Power of Attorney is granted and is signed by facsimile under and by the authority of the following Resolutions adopted by the Boards of Directors of both North American Specialty Insurance Company and Washington International Insurance Company at meetings duly called and held on the 9th of May, 2012:

"RESOLVED, that any two of the Presidents, any Managing Director, any Senior Vice President, any Vice President, any Assistant Vice President, the Secretary or any Assistant Secretary be, and each or any of them hereby is authorized to execute a Power of Attorney qualifying the attorney named in the given Power of Attorney to execute on behalf of the Company bonds, undertakings and all contracts of surety, and that each or any of them hereby is authorized to attest to the execution of any such Power of Attorney and to attach therein the seal of the Company; and it is

FURTHER RESOLVED, that the signature of such officers and the seal of the Company may be affixed to any such Power of Attorney or to any certificate relating thereto by facsimile, and any such Power of Attorney or certificate bearing such facsimile signatures or facsimile seal shall be binding upon the Company when so affixed and in the future with regard to any bond, undertaking or contract of surety to which it is attached."



By [Signature] Steven P. Anderson, Senior Vice President of Washington International Insurance Company & Senior Vice President of North American Specialty Insurance Company




By [Signature] David M. Layman, Vice President of Washington International Insurance Company & Vice President of North American Specialty Insurance Company

IN WITNESS WHEREOF, North American Specialty Insurance Company and Washington International Insurance Company have caused their official seals to be hereunto affixed, and these presents to be signed by their authorized officers this 9th day of May, 2014.

North American Specialty Insurance Company
Washington International Insurance Company

State of Illinois
County of Cook ss:

On this 9th day of May, 2014, before me, a Notary Public personally appeared Steven P. Anderson, Senior Vice President of Washington International Insurance Company and Senior Vice President of North American Specialty Insurance Company and David M. Layman, Vice President of Washington International Insurance Company and Vice President of North American Specialty Insurance Company, personally known to me, who being by me duly sworn, acknowledged that they signed the above Power of Attorney as officers of and acknowledged said instrument to be the voluntary act and deed of their respective companies.



[Signature] Donna D. Sklens, Notary Public

I, Jeffrey Goldberg, the duly elected Assistant Secretary of North American Specialty Insurance Company and Washington International Insurance Company, do hereby certify that the above and foregoing is a true and correct copy of a Power of Attorney given by said North American Specialty Insurance Company and Washington International Insurance Company, which is still in full force and effect.

IN WITNESS WHEREOF, I have set my hand and affixed the seals of the Companies this 17th day of JULY, 2014.

[Signature] Jeffrey Goldberg, Vice President & Assistant Secretary of Washington International Insurance Company & North American Specialty Insurance Company

CALIFORNIA ALL-PURPOSE ACKNOWLEDGMENT

State of California

County of San Diego

On 7/21/11

Date

before me **Arthur P. Arquilla, Notary Public**

Here Insert Name and Title of the Officer

personally appeared Dominic Butech

Name(s) of Signer(s)


who proved to me on the basis of satisfactory evidence to be the person(s) whose name(s) is/are subscribed to the within instrument and acknowledged to me that he/she/they executed the same in his/her/their authorized capacity(ies), and that by his/her/their signature(s) on the instrument the person(s), or the entity upon behalf of which the person(s) acted, executed the instrument.

I certify under PENALTY OF PERJURY under the laws of the State of California that the foregoing paragraph is true and correct.

WITNESS my hand and official seal.

Signature Arthur P. Arquilla

Signature of Notary Public



Place Notary Seal Above

OPTIONAL

Though the information below is not required by law, it may prove valuable to persons relying on the document and could prevent fraudulent removal and reattachment of this form to another document.

Description of Attached Document

Title or Type of Document: _____


Document Date: _____ Number of Pages: _____

Signer(s) Other Than Named Above: _____

Capacity(ies) Claimed by Signer(s)

Signer's Name: _____


- Individual
- Corporate Officer — Title(s): _____
- Partner — Limited General
- Attorney in Fact
- Trustee
- Guardian or Conservator
- Other: _____



Signer Is Representing: _____

Signer's Name: _____

- Individual
- Corporate Officer — Title(s): _____
- Partner — Limited General
- Attorney in Fact
- Trustee
- Guardian or Conservator
- Other: _____



Signer Is Representing: _____

CONTRACTOR CERTIFICATION


DRUG-FREE WORKPLACE

PROJECT TITLE: Sewer Group Job 833

I hereby certify that I am familiar with the requirements of San Diego City Council Policy No. 100-17 regarding Drug-Free Workplace as outlined in the WHITEBOOK, Section 7-13.3, "Drug-Free Workplace", of the project specifications, and that;

Burtech Pipeline Incorporated
(Name under which business is conducted)

has in place a drug-free workplace program that complies with said policy. I further certify that each subcontract agreement for this project contains language which indicates the subcontractor's agreement to abide by the provisions of subdivisions a) through c) of the policy as outlined.

Signed 
Printed Name Dominic J. Burtech
Title President & CEO

CONTRACTOR CERTIFICATION

AMERICAN WITH DISABILITIES ACT (ADA) COMPLIANCE CERTIFICATION

PROJECT TITLE: Sewer Group Job 833


I hereby certify that I am familiar with the requirements of San Diego City Council Policy No. 100-4 regarding the American With Disabilities Act (ADA) outlined in the WHITEBOOK, Section 7-13.2, "American With Disabilities Act", of the project specifications, and that;

Burtech Pipeline Incorporated

(Name under which business is conducted)

has in place a workplace program that complies with said policy. I further certify that each subcontract agreement for this project contains language which indicates the subcontractor's agreement to abide by the provisions of the policy as outlined.

Signed



Printed Name

Dominic J. Burtech

Title

President & CEO

CONTRACTOR CERTIFICATION


CONTRACTOR STANDARDS – PLEDGE OF COMPLIANCE

PROJECT TITLE: Sewer Group Job 833

I declare under penalty of perjury that I am authorized to make this certification on behalf of Burtech Pipeline Incorporated, as Contractor, that I am familiar with the requirements of City of San Diego Municipal Code § 22.3224 regarding Contractor Standards as outlined in the WHITEBOOK, Section 7-13.4, ("Contractor Standards"), of the project specifications, and that Contractor has complied with those requirements.

I further certify that each of the Contractor's subcontractors whose subcontracts are greater than \$50,000 in value has completed a Pledge of Compliance attesting under penalty of perjury of having complied with City of San Diego Municipal Code § 22.3224.

Dated this 21st Day of July, 2014.

Signed  _____

Printed Name Dominic J. Burtech _____

Title President & CEO _____

AFFIDAVIT OF DISPOSAL

WHEREAS, on the _____ DAY OF _____, 2_____ the undersigned entered into and executed a contract with the City of San Diego, a municipal corporation, for:

Sewer Group Job 833

(Name of Project)

as particularly described in said contract and identified as Bid No. **K-14-1225-DBB-3**, SAP No. (WBS/IO/CC) **B-00437**, and WHEREAS, the specification of said contract requires the Contractor to affirm that "all brush, trash, debris, and surplus materials resulting from this project have been disposed of in a legal manner"; and WHEREAS, said contract has been completed and all surplus materials disposed of:

NOW, THEREFORE, in consideration of the final payment by the City of San Diego to said Contractor under the terms of said contract, the undersigned Contractor, does hereby affirm that all surplus materials as described in said contract have been disposed of at the following location(s)

and that they have been disposed of according to all applicable laws and regulations.

Dated this _____ DAY OF _____, _____.

_____ Contractor

by

ATTEST:

State of _____

County of _____

On this _____ DAY OF _____, 2_____, before the undersigned, a Notary Public in and for said County and State, duly commissioned and sworn, personally appeared _____ known to me to be the _____

Contractor named in the foregoing Release, and whose name is subscribed thereto, and acknowledged to me that said Contractor executed the said Release.

Notary Public in and for said County and State

ATTACHMENTS

ATTACHMENT A
SCOPE OF WORK

SCOPE OF WORK

1. **SCOPE OF WORK:** The work involves furnishing all labor, materials, equipment, and construction for the 8" and 10" vitrified clay sewer main rehabilitation. The project also includes rehabilitation of manholes and, installation of service lateral connection sealing. Related work will include best management practices (BMP's) for erosion control and storm drain inlet protection, and restoration of disturbed areas to their original condition.

1.1. The Work shall be performed in accordance with:

1.1.1. The Notice Inviting Bids and per Appendices E through I, inclusive.

2. **CONSTRUCTION COST:** The City's estimated construction cost for this contract is **\$844,557.00**.

3. **LOCATION OF WORK:** The location of the Work is as follows:

See the Location Map attached in Appendix E

4. **CONTRACT TIME:** The Contract Time for completion of the Work shall be **95 Working Days**.

5. **CONTRACTOR'S LICENSE CLASSIFICATION:** In accordance with the provisions of California Law, the Contractor shall possess valid appropriate license(s) at the time that the Bid is submitted. Failure to possess the specified license(s) shall render the Bid as **non-responsive** and shall act as a bar to award of the Contract to any Bidder not possessing required license(s) at the time of Bid.

5.1. The City has determined the following licensing classification(s) for this contract:

Option	Classification(s)
1	CLASS A
2	CLASS C34
3	CLASS C42

5.2. The Bidder shall satisfy the licensing requirement by meeting **at least** one of the listed options.

ATTACHMENT B
INTENTIONALLY LEFT BLANK

ATTACHMENT C
EQUAL OPPORTUNITY CONTRACTING PROGRAM

EQUAL OPPORTUNITY CONTRACTING PROGRAM

1. To The WHITEBOOK, Chapter 10, Sections D and E, DELETE each in its entirety, and SUBSTITUTE with the following:

D. CITY'S EQUAL OPPORTUNITY COMMITMENT.

1. Nondiscrimination in Contracting Ordinance.

1. The Contractor, Subcontractors and Suppliers shall comply with requirements of the City's Nondiscrimination in Contracting Ordinance, San Diego Municipal Code §§22.3501 through 22.3517.

The Contractor shall not discriminate on the basis of race, gender, religion, national origin, ethnicity, sexual orientation, age, or disability in the solicitation, selection, hiring, or treatment of subcontractors, vendors, or suppliers. The Contractor shall provide equal opportunity for subcontractors to participate in subcontracting opportunities. The Contractor understands and agrees that violation of this clause shall be considered a material breach of the contract and may result in contract termination, debarment, or other sanctions.

The Contractor shall include the foregoing clause in all contracts between the Contractor and Subcontractors and Suppliers.

2. Disclosure of Discrimination Complaints. As part of its Bid or Proposal, the Bidder shall provide to the City a list of all instances within the past 10 years where a complaint was filed or pending against Bidder in a legal or administrative proceeding alleging that Bidder discriminated against its employees, subcontractors, vendors, or suppliers, and a description of the status or resolution of that complaint, including any remedial action taken.
3. Upon the City's request, the Contractor agrees to provide to the City, within 60 days, a truthful and complete list of the names of all Subcontractors and Suppliers that the Contractor has used in the past 5 years on any of its contracts that were undertaken within San Diego County, including the total dollar amount paid by the Contractor for each subcontract or supply contract.
4. The Contractor further agrees to fully cooperate in any investigation conducted by the City pursuant to the City's Nondiscrimination in Contracting Ordinance, Municipal Code §§22.3501 through 22.3517. The Contractor understands and agrees that violation of this clause shall be considered a material breach of the Contract and may result in remedies being ordered against the Contractor up to and including contract termination, debarment and other sanctions for violation of the provisions of the Nondiscrimination in Contracting Ordinance. The Contractor further understands and agrees that the procedures, remedies and sanctions provided for in the Nondiscrimination in Contracting Ordinance apply only to violations of the Ordinance.

E. EQUAL EMPLOYMENT OPPORTUNITY OUTREACH PROGRAM.

1. The Contractor, Subcontractors and Suppliers shall comply with the City's Equal Employment Opportunity Outreach Program, San Diego Municipal Code §§22.2701 through 22.2707.

The Contractor shall not discriminate against any employee or applicant for employment on any basis prohibited by law. Contractor shall provide equal opportunity in all employment practices. Prime Contractor shall ensure their subcontractors comply with this program. Nothing in this section shall be interpreted to hold a prime contractor liable for any discriminatory practice of its subcontractors.

The Contractor shall include the foregoing clause in all contracts between the Contractor and Subcontractors and Suppliers.

2. If the Contract is competitively solicited, the selected Bidder shall submit a Work Force Report (Form BB05), within 10 Working Days after receipt by the Bidder of Contract forms to the City for approval as specified in the Notice of Intent to Award letter from the City.
3. If a Work Force Report is submitted, and the City determines there are under-representations when compared to County Labor Force Availability data, the selected Bidder shall submit an Equal Employment Opportunity Plan.
4. If the selected Bidder submits an Equal Employment Opportunity Plan, it shall include the following assurances:
 1. The Contractor shall maintain a working environment free of discrimination, harassment, intimidation and coercion at all sites and in all facilities at which the Contractor's employees are assigned to work.
 2. The Contractor reviews its EEO Policy, at least annually, with all on-site supervisors involved in employment decisions.
 3. The Contractor disseminates and reviews its EEO Policy with all employees at least once a year, posts the policy statement and EEO posters on all company bulletin boards and job sites, and documents every dissemination, review and posting with a written record to identify the time, place, employees present, subject matter, and disposition of meetings.
 4. The Contractor reviews, at least annually, all supervisors' adherence to and performance under the EEO Policy and maintains written documentation of these reviews.
 5. The Contractor discusses its EEO Policy Statement with subcontractors with whom it anticipates doing business, includes the EEO Policy Statement in its subcontracts, and provides such documentation to the City upon request.

6. The Contractor documents and maintains a record of all bid solicitations and outreach efforts to and from subcontractors, contractor associations and other business associations.
7. The Contractor disseminates its EEO Policy externally through various media, including the media of people of color and women, in advertisements to recruit, maintains files documenting these efforts, and provides copies of these advertisements to the City upon request.
8. The Contractor disseminates its EEO Policy to union and community organizations.
9. The Contractor provides immediate written notification to the City when any union referral process has impeded the Contractor's efforts to maintain its EEO Policy.
10. The Contractor maintains a current list of recruitment sources, including those outreaching to people of color and women, and provides written notification of employment opportunities to these recruitment sources with a record of the organizations' responses.
11. The Contractor maintains a current file of names, addresses and phone numbers of each walk-in applicant, including people of color and women, and referrals from unions, recruitment sources, or community organizations with a description of the employment action taken.
12. The Contractor encourages all present employees, including people of color and women employees, to recruit others.
13. The Contractor maintains all employment selection process information with records of all tests and other selection criteria.
14. The Contractor develops and maintains documentation for on-the-job training opportunities, participates in training programs, or both for all of its employees, including people of color and women, and establishes apprenticeship, trainee, and upgrade programs relevant to the Contractor's employment needs.
15. The Contractor conducts, at least annually, an inventory and evaluation of all employees for promotional opportunities and encourages all employees to seek and prepare appropriately for such opportunities.
16. The Contractor ensures the company's working environment and activities are non-segregated except for providing separate or single-user toilets and necessary changing facilities to assure privacy between the sexes.

ATTACHMENT D
INTENTIONALLY LEFT BLANK

ATTACHMENT E
SUPPLEMENTARY SPECIAL PROVISIONS

SUPPLEMENTARY SPECIAL PROVISIONS

The following Supplementary Special Provisions (SSP) modifies the following documents:

- 1) Standard Specifications for Public Works Construction (The GREENBOOK) currently in effect.
 - 2) The City of San Diego Standard Specifications for Public Works Construction (The WHITEBOOK).
-

SECTION 1 – TERMS, DEFINITIONS, ABBREVIATIONS, UNITS OF MEASURE, AND SYMBOLS

1-2 TERMS AND DEFINITIONS.

Normal Working Hours. To the City Supplement, ADD the following:

The Normal Working Hours are 8:30 AM to 3:30 PM.

SECTION 2 - SCOPE AND CONTROL OF WORK

2-3.2 Self Performance. DELETE in its entirety and SUBSTITUTE with the following:

1. You must perform, with your own organization, Contract work amounting to at least 50% of the base bid alone or base bid and any additive or deductive alternate(s) that together when added or deducted form the basis of award.
2. The self performance percentage requirement will be waived for contracts when a “B” License is required or allowed.

2-5.3.1 General. To the City Supplement, ADD the following

7. For products for which an AML is available, products listed in the AML shall be used. A submittal review will be conducted for products not identified on an AML on a case-by-case basis when:
 - a) The product type or category is not in the AML.
 - b) The AML does not list at least two available manufacturers of the product.
 - c) The material or manufacturer listed in the AML is no longer available. Documentation to substantiate the product is no longer available or in production is required as part of the submittal.

In the case of conducting a submittal review when required by the Plans or Special Provisions, or when requested by the Engineer, all submittals shall be accompanied by the City's submittal form.

The Product Submittal Form is available for download at:

<http://www.sandiego.gov/publicworks/edocref/index.shtml>

2-14.3 Coordination. To the City Supplement, ADD the following:

Other adjacent City projects are scheduled for construction for the same time period in the vicinity of Eugene Pl and Collier Av. See Appendix "M" for approximate location. Coordinate the Work with the adjacent project(s) as listed below:

- a) Pipeline Rehab V-1, Resident Engineer: Lan Nguyen, (858)495-4738
- b) Sewer Group 767A, Project Engineer: Francis Marquez, (619) 235-1966

SECTION 4 - CONTROL OF MATERIALS

4-1.3.6 Preapproved Materials. To the City Supplement, ADD the following:

- 3. You shall submit in writing a list of all products to be incorporated in the Work that are on the AML.

4-1.6 Trade Names or Equals. ADD the following:

You must submit your list of proposed substitutions for "an equal" ("or equal") item(s) **no later than 5 Working Days after the determination of the Apparent Low Bidder** and on the City's Product Submittal Form available at.

<http://www.sandiego.gov/publicworks/edocref/index.shtml>

SECTION 6 - PROSECUTION, PROGRESS AND ACCEPTANCE OF WORK

6-2.1 Moratoriums. To the City Supplement, ADD the following:

Do not work in the areas where there is currently a moratorium issued by the City. The areas subject to moratorium are listed here:

- a) Entire Project from March 1st to September 15th (inclusive).

SECTION 7 - RESPONSIBILITIES OF THE CONTRACTOR

7-3 LIABILITY INSURANCE. DELETE in its entirety and SUBSTITUTE with the following:

The insurance provisions herein must not be construed to limit your indemnity obligations contained in the Contract.

7-3.1

Policies and Procedures.

1. You must procure the insurance described below, at its sole cost and expense, to provide coverage against claims for loss including injuries to persons or damage to property, which may arise out of or in connection with the performance of the Work by you, your agents, representatives, officers, employees or Subcontractors.
2. Insurance coverage for property damage resulting from your operations is on a replacement cost valuation. The market value will not be accepted.
3. You must maintain this insurance for the duration of this contract and at all times thereafter when you are correcting, removing, or replacing Work in accordance with this contract. Your liabilities under the Contract, e.g., your indemnity obligations, is not deemed limited to the insurance coverage required by this contract.
4. Payment for insurance is included in the various items of Work as bid by you, and except as specifically agreed to by the City in writing, you are not entitled to any additional payment. Do not begin any work under this contract until you have provided and the City has approved all required insurance.
5. Policies of insurance must provide that the City is entitled to 30 days (10 days for cancellation due to non-payment of premium) prior written notice of cancellation or non-renewal of the policy. Maintenance of specified insurance coverage is a material element of the Contract. Your failure to maintain or renew coverage or to provide evidence of renewal during the term of the Contract may be treated by the City as a material breach of the Contract.

7-3.2

Types of Insurance.

7-3.2.1

Commercial General Liability Insurance.

1. Commercial General Liability Insurance must be written on the current version of the ISO Occurrence form CG 00 01 07 98 or an equivalent form providing coverage at least as broad.
2. The policy must cover liability arising from premises and operations, XCU (explosions, underground, and collapse), independent contractors, products/completed operations, personal injury and advertising injury, bodily injury, property damage, and liability assumed under an insured's contract (including the tort liability of another assumed in a business contract).
3. There must be no endorsement or modification limiting the scope of coverage for either "insured vs. insured" claims or contractual liability. You must maintain the same or equivalent insurance for at least 10 years following completion of the Work.
4. All costs of defense must be outside the policy limits. Policy coverage must be in liability limits of not less than the following:

<u>General Annual Aggregate Limit</u>	<u>Limits of Liability</u>
Other than Products/Completed Operations	\$2,000,000
Products/Completed Operations Aggregate Limit	\$2,000,000
Personal Injury Limit	\$1,000,000
Each Occurrence	\$1,000,000

7-3.2.2 Commercial Automobile Liability Insurance.

1. You must provide a policy or policies of Commercial Automobile Liability Insurance written on the current version of the ISO form CA 00 01 12 90 or later version or equivalent form providing coverage at least as broad in the amount of \$1,000,000 combined single limit per accident, covering bodily injury and property damage for owned, non-owned, and hired automobiles (“Any Auto”).
2. All costs of defense must be outside the limits of the policy.

7-3.2.3 Contractors Pollution Liability Insurance.

1. You must procure and maintain at your expense or require Subcontractor, as described below to procure and maintain, the Contractors Pollution Liability Insurance including contractual liability coverage to cover liability arising out of cleanup, removal, storage, or handling of hazardous or toxic chemicals, materials, substances, or any other pollutants by you or any Subcontractor in an amount not less than \$2,000,000 limit for bodily injury and property damage.
2. All costs of defense must be outside the limits of the policy. Any such insurance provided by Subcontractor instead of you must be approved separately in writing by the City.
3. For approval of a substitution of Subcontractor’s insurance, you must certify that all activities for which the Contractors Pollution Liability Insurance will provide coverage will be performed exclusively by the Subcontractor providing the insurance. The deductible must not exceed \$25,000 per claim.
4. Contractual liability must include coverage of tort liability of another party to pay for bodily injury or property damage to a third person or organization. There must be no endorsement or modification of the coverage limiting the scope of coverage for either “insured vs. insured” claims or contractual liability.
5. Occurrence based policies must be procured before the Work commences and must be maintained for the Contract Time. Claims Made policies must be procured before the Work commences, must be maintained for the Contract Time, and must include a 12 month extended Claims Discovery Period applicable to this contract or the existing policy or policies must continue to be maintained for 12 months after the completion of the Work without advancing the retroactive date.

6. Except as provided for under California law, the policy or policies must provide that the City is entitled to 30 days prior written notice (10 days for cancellation due to non-payment of premium) of cancellation or non-renewal of the policy or policies.

7-3.3 Rating Requirements. Except for the State Compensation Insurance Fund, all insurance required by this contract as described herein must be carried only by responsible insurance companies with a rating of, or equivalent to, at least "A-, VI" by A.M. Best Company, that are authorized by the California Insurance Commissioner to do business in the State, and that have been approved by the City.

7-3.3.1 Non-Admitted Carriers. The City will accept insurance provided by non-admitted, "surplus lines" carriers only if the carrier is authorized to do business in the State and is included on the List of Approved Surplus Lines Insurers (LASLI list).

All policies of insurance carried by non-admitted carriers must be subject to all of the requirements for policies of insurance provided by admitted carriers described herein.

7-3.4 Evidence of Insurance. Furnish to the City documents e.g., certificates of insurance and endorsements evidencing the insurance required herein, and furnish renewal documentation prior to expiration of this insurance. Each required document must be signed by the insurer or a person authorized by the insurer to bind coverage on its behalf. We reserve the right to require complete, certified copies of all insurance policies required herein.

7-3.5 Policy Endorsements.

7-3.5.1 Commercial General Liability Insurance.

7-3.5.1.1 Additional Insured.

- a) You must provide at your expense policy endorsement written on the current version of the ISO Occurrence form CG 20 10 11 85 or an equivalent form providing coverage at least as broad.
- b) To the fullest extent allowed by law e.g., California Insurance Code §11580.04, the policy must be endorsed to include the City and its respective elected officials, officers, employees, agents, and representatives as additional insured.
- c) The additional insured coverage for projects for which the Engineer's Estimate is \$1,000,000 or more must include liability arising out of: (a) Ongoing operations performed by you or on your behalf, (b) your products, (c) your work, e.g., your completed operations performed by you or on your behalf, or (d) premises owned, leased, controlled, or used by you.
- d) The additional insured coverage for projects for which the Engineer's Estimate is less than \$1,000,000 must include liability arising out of: (a) Ongoing operations performed by you or on your behalf, (b) your products, or (c) premises owned, leased, controlled, or used by you.

7-3.5.1.2 Primary and Non-Contributory Coverage. The policy must be endorsed to provide that the coverage with respect to operations, including the completed operations, if appropriate, of the Named Insured is primary to any insurance or self-insurance of the City and its elected officials, officers, employees, agents and representatives. Further, it must provide that any insurance maintained by the City and its elected officials, officers, employees, agents and representatives must be in excess of your insurance and must not contribute to it.

7-3.5.1.3 Project General Aggregate Limit. The policy or policies must be endorsed to provide a Designated Construction Project General Aggregate Limit that will apply only to the Work. Only claims payments which arise from the Work must reduce the Designated Construction Project General Aggregate Limit. The Designated Construction Project General Aggregate Limit must be in addition to the aggregate limit provided for the products-completed operations hazard.

7-3.5.2 Commercial Automobile Liability Insurance.

7-3.5.2.1 Additional Insured. Unless the policy or policies of Commercial Auto Liability Insurance are written on an ISO form CA 00 01 12 90 or a later version of this form or equivalent form providing coverage at least as broad, the policy must be endorsed to include the City and its respective elected officials, officers, employees, agents, and representatives as additional insured, with respect to liability arising out of automobiles owned, leased, hired or borrowed by you or on your behalf. This endorsement is limited to the obligations permitted by California Insurance Code §11580.04.

7-3.5.3 Contractors Pollution Liability Insurance Endorsements.

7-3.5.3.1 Additional Insured.

- a) The policy or policies must be endorsed to include as an Insured the City and its respective elected officials, officers, employees, agents, and representatives, with respect to liability arising out of: (a) Ongoing operations performed by you or on your behalf, (b) your products, (c) your work, e.g., your completed operations performed by you or on your behalf, or (d) premises owned, leased, controlled, or used by you; except that in connection with, collateral to, or affecting any construction contract to which the provisions of subdivision (b) of § 2782 of the California Civil Code apply, this endorsement must not provide any duty of indemnity coverage for the active negligence of the City and its respective elected officials, officers, employees, agents, and representatives in any case where an agreement to indemnify the City and its respective elected officials, officers, employees, agents, and representatives would be invalid under subdivision (b) of §2782 of the California Civil Code.
- b) In any case where a claim or loss encompasses the negligence of the Insured and the active negligence of the City and its respective elected officials, officers, employees, agents, and representatives that is not covered because of California Insurance Code §11580.04, the insurer's obligation to the City and its respective elected officials, officers, employees, agents, and representatives must be limited to obligations permitted by California Insurance Code §11580.04.

7-3.5.3.2 Primary and Non-Contributory Coverage. The policy or policies must be endorsed to provide that the insurance afforded by the Contractors Pollution Liability Insurance policy or policies is primary to any insurance or self-insurance of the City and its elected officials, officers, employees, agents and representatives with respect to operations including the completed operations of the Named Insured. Any insurance maintained by the City and its elected officials, officers, employees, agents and representatives must be in excess of your insurance and must not contribute to it.

7-3.5.3.3 Severability of Interest. For Contractors Pollution Liability Insurance, the policy or policies must provide that your insurance must apply separately to each insured against whom claim is made or suit is brought, except with respect to the limits of the insurer's liability and must provide cross-liability coverage.

7-3.6 Deductibles and Self-Insured Retentions. You must pay for all deductibles and self-insured retentions. You must disclose deductibles and self-insured retentions to the City at the time the evidence of insurance is provided.

7-3.7 Reservation of Rights. The City reserves the right, from time to time, to review your insurance coverage, limits, deductibles and self-insured retentions to determine if they are acceptable to the City. The City will reimburse you, without overhead, profit, or any other markup, for the cost of additional premium for any coverage requested by the Engineer but not required by this contract.

7-3.8 Notice of Changes to Insurance. You must notify the City 30 days prior to any material change to the policies of insurance provided under this contract.

7-3.9 Excess Insurance. Policies providing excess coverage must follow the form of the primary policy or policies e.g., all endorsements.

7-4 WORKERS' COMPENSATION INSURANCE. DELETE in its entirety and SUBSTITUTE with the following:

7-4.1 Workers' Compensation Insurance and Employers Liability Insurance.

1. In accordance with the provisions of §3700 of the California Labor Code, you must provide at your expense Workers' Compensation Insurance and Employers Liability Insurance to protect you against all claims under applicable state workers compensation laws. The City, its elected officials, and employees will not be responsible for any claims in law or equity occasioned by your failure to comply with the requirements of this section.
2. Limits for this insurance must be not less than the following:

<u>Workers' Compensation</u>	<u>Statutory Employers Liability</u>
Bodily Injury by Accident	\$1,000,000 each accident
Bodily Injury by Disease	\$1,000,000 each employee
Bodily Injury by Disease	\$1,000,000 policy limit

3. By signing and returning the Contract you certify that you are aware of the provisions of §3700 of the Labor Code which require every employer to be insured against liability for worker's compensation or to undertake self-insurance in accordance with the provisions of that code and you must comply with such provisions before commencing the Work as required by §1861 of the California Labor Code.

7-4.1.1 Waiver of Subrogation. The policy or policies must be endorsed to provide that the insurer will waive all rights of subrogation against the City, and its respective elected officials, officers, employees, agents, and representatives for losses paid under the terms of the policy or policies and which arise from work performed by the Named Insured for the City.

7-8.6 Water Pollution Control. ADD the following:

1. Based on a preliminary assessment by the City, the Contract is subject to WPCP.

7-10.5.3 Steel Plate Covers. Table 7-10.5.3(A), REVISE the plate thickness for 5'-3" trench width to read 1 3/4".

7-15 INDEMNIFICATION AND HOLD HARMLESS AGREEMENT. To the City Supplement, fourth paragraph, last sentence, DELETE in its entirety and SUBSTITUTE with the following:

Your duty to indemnify and hold harmless does not include any claims or liability arising from the established active or sole negligence, or willful misconduct of the City, its officers, or employees.

SECTION 8 - FACILITIES FOR AGENCY PERSONNEL

8-2 FIELD OFFICE FACILITIES. To the City Supplement, DELETE in its entirety.

SECTION 9 - MEASUREMENT AND PAYMENT

9-3.2.5 Withholding of Payment. To the City Supplement, item i), DELETE in its entirety and SUBSTITUTE with the following:

- i) Your failure to comply with 7-2.3, "PAYROLL RECORDS" and 2-16, "CONTRACTOR REGISTRATION AND ELECTRONIC REPORTING SYSTEM."

ADD:

9-3.7 Compensation Adjustments for Price Index Fluctuations. This Contract is not subject to the provisions of The WHITEBOOK for Compensation Adjustments for Price Index Fluctuations for the paving asphalt.

SECTION 203 – BITUMINOUS MATERIALS

203-15 RUBBER POLYMER MODIFIED SLURRY (RPMS). To the City Supplement, ADD the following:

RPMS shall be used on this contract.

SECTION 207 – PIPE

207-17.2.3 Pipe Manufacturer. To the City Supplement, DELETE in its entirety and SUBSTITUTE with the following:

PVC products as manufactured or distributed by J-M Manufacturing Company shall not be used on the Contract for pressurized pipe **unless specified otherwise.**

207-27 FUSIBLE NON-PRESSURE POLYVINYLCHLORIDE PIPE. DELETE in its entirety.

SECTION 306 – UNDERGROUND CONDUIT CONSTRUCTION

306-1 OPEN TRENCH OPERATIONS. To the City Supplement, CORRECT certain section numbering as follows:

OLD SECTION NUMBER	TITLE	NEW SECTION NUMBER
306-1.8	House Connection Sewer (Laterals) and Cleanouts	306-1.9
306-1.7.1	Payment	306-1.9.1
306-1.7.2	Sewer Lateral with Private Replumbing	306-1.9.2
306-1.7.2.1	Location	306-1.9.2.1
306-1.7.2.2	Permits	306-1.9.2.2
306-1.7.2.3	Submittals	306-1.9.2.3
306-1.7.2.4	Trenchless Construction	306-1.9.2.4
306-1.7.2.5	Payment	306-1.9.2.5
306-1.7.3.6	Private Pump Installation	306-1.9.2.6
306-1.7.3.7	Payment	306-1.9.2.7

306-1.8.3 Polyurethane Lining. To the City Supplement, item 5, DELETE in its entirety.

SECTION 500 – PIPELINE

500-1.1.1 General. To the City Supplement, (1) (a), ADD the following:

The felt and resin system shall be selected from those listed in the City’s approved material list.

500-1.1.2.1 Initial Submittals. To the City Supplement, ADD the following:

Within 5 Working Days of the Bid opening date, the three apparent low bidders shall submit the following:

- Contractor’s Experience; past project documentation
- Manufacturer Certification
- Authorize Installer Certificates

500-1.1.5 Video Inspection. To the City Supplement, after the last paragraph, ADD the following:

During the pre-installation video the contractor must identify all existing protruding laterals with the existing main and trim them flush to the main prior to rehabilitation. The cost of trimming the existing laterals will be included in the pipe rehabilitation bid item.

500-1.1.9 Measurement and Payment. Third Paragraph, DELETE in its entirety.

500-1.2.4 Sewer Bypassing and Dewatering. DELETE in its entirety and SUBSTITUTE with the following:

When required by the Contract Documents, the Contractor shall bypass the sewer flow around the Work and dewater the Site in conformance with 704, “SEWAGE SPILL PREVENTION” and 705-2.1, “General.”

500-1.6 SERVICE LATERALS. To the City Supplement, DELETE in its Entirety and SUBSTITUTE with the following:

ADD:

500-1.6 SERVICE LATERAL REHABILITATION.

500-1.6.1.1 General.

- a. The rehabilitation shall be accomplished using a fabric or fiberglass tube of particular length and a thermoset resin with physical and chemical properties appropriate for the application. The tube is vacuum impregnated with the resin. Access to an upstream end of the service lateral is made by excavation in the public right of way. Installation of the resin-impregnated tube into the service lateral may be performed either by Type A inversion in accordance with ASTM F1216 or by Type B pull-in in accordance with ASTM F 1743, and may be performed from either the mainline or the excavated end of the lateral.

- b. The cured-in-place liner shall extend the entire length of the lateral from the access point to the mainline. The liner shall be extended sufficiently to create a water tight seal at the main and the liner interface. Once the tube or resin composite is cured, the installation equipment shall be removed and the protruding end in the collector shall be cut using a robotic cutting device. A sewer cleanout in accordance with the Standard Drawing SDS-102 "Sewer Lateral Cleanout (In Driveway, Paved Alley, Sidewalk, or Other Area Subject to Traffic)" or SDS-103 "Sewer Lateral Cleanout Outside Traveled Way" shall be installed at the access point and properly backfilled.
- c. The liner shall be extended sufficiently to create a water tight seal at the main and the liner interface.
- d. If there is a SLC in place, then the cured-in-place lateral liner shall have a minimum overlap of 2" over the previously installed SLC sewer main lateral connection.

500-1.6.2 Material.

- a). The tube shall consist of one or more layers of flexible needled felt, or an equivalent material. Where the tube is fabricated from non woven felt, the longitudinal and circumferential joints are made up by seal bonding. The tube shall be capable of conforming to bends, off-set joints, bells, and disfigured pipe sections. The resin and catalyst system as designed for the specific application shall meet the chemical resistance requirements of 210-2.3.3, "Chemical Resistance Test (Pickle Jar Test)."
- b) The composite of the materials above shall, upon installation inside the host pipe, shall exceed the minimum test standards specified in Table 500-1.4.2 (A).

500-1.6.3 Installation Procedures (ASTM F1216-98 and ASTM F1743).

- a) The Property Owner of the lateral being rehabilitated shall be informed, and the flow stopped, for the period of reconstruction work.
- b) The Contractor shall excavate an access pit at the appropriate upstream point on the service lateral in accordance with the reconstruction length determined by the Engineer.
- c) The Contractor shall always clean and color video the lateral line immediately prior to reconstruction and determine the structural condition of the pipeline. Roots, debris, and protruding service connections shall be removed prior to rehabilitation.
- d) The tube shall be inspected for torn or frayed sections. The tube in good condition shall then be vacuum impregnated with the thermoset resin.
- e) No open pans or uncontrolled open-air pouring of resin shall be allowed during tube saturation. Resin shall be contained within the inflation bladder during vacuum impregnation and insertion. The Contractor shall ensure that no public property is exposed to contamination by liquid resin compounds or components.

- f) The saturated tube along with the inflation bladder shall be inserted into the installation equipment and the end closed. The entire installation equipment shall be placed in the pipe access pit and aligned with the exposed end of the pipe.
- g) The resin and tube shall be completely protected during the placement. The resin shall not be contaminated or diluted by exposure to dirt, debris, or water during the placement.
- h) The tube shall be installed from the installation equipment by controlled air, water or steam pressure as in accordance with manufacturer instructions. The installation shall be stopped when the tube extends the entire length of the lateral section to be lined. The tube is held tightly in place against the wall of the host pipe by the pressure until the cure is complete.
- i) When the curing process is complete, the pressure is released and the inflation bladder reverted back into the installation equipment and removed from the pit.
- j) No barriers, coatings, or any material other than the cured tube or resin composite specifically designed for desirable physical and chemical resistance properties shall be left in the host pipe. Any materials used in the installation other than the cured tube or resin composite shall be removed.
- k) Any cured tube or resin composite pipe left protruding from the service connection shall be trimmed back using a hydraulic-powered robotic cutting device specifically designed for cutting cured-in-place pipe made from these materials.
- l) A second color video inspection shall be performed to verify the proper cure of the material, the proper trim of service connection, and the integrity of the seamless pipe.
- m) The bypass pumping system shall be removed and the sewer flows restored to normal flow conditions. The service lateral pipes shall be coupled together. The excavation shall be properly backfilled. The property owner of the service connection shall be informed when the Work is complete.

500-1.6.4 **Deviations.** If pre-installation inspection reveals conditions in the service lateral to be substantially different than those used in the design of wall thickness, tube construction, tube length, or resin system; then the Contractor shall correct the situation as approved by the Engineer.

500-1.6.5 **Acceptance.** Upon completion, the Contractor shall deliver the video records and written reports to the Engineer. The Engineer shall review the documentation and the Site to determine if the Work is complete and the work may be accepted.

500-1.6.6 **Payment.**

- a) Payment for the Work covered under 500-1.6, "Service Laterals Rehabilitation" shall be made per each lateral.

- b) The payment for determination of the location and the installation of a sewer cleanout at the access point and televising of the service laterals shall be included in the payment for lateral rehabilitation.
- c) Payment for point repairs shall be included in the bid price for point repairs and paid for in accordance with 500-1.1.9, "Measurement and Payment" and 500-1.2.7, "Payment."

500-1.7.10 Payment. To the City Supplement, DELETE in its entirety.

500-1.10.7 Payment. To the City Supplement, DELETE in its entirety.

500-1.13.10 Payment. To the City Supplement, DELETE in its entirety.

500-4 SERVICE LATERAL CONNECTION SEALING. DELETE in its entirety and SUBSTITUTE with the following:

500-4 SERVICE LATERAL CONNECTION (SLC) SEALING.

500-4.1 General.

1. SLC is the interface of the house sewer lateral with the main sewer. SLC to rehabilitated sanitary sewer lines shall be sealed, normally without excavation, by the installation of a resin-impregnated, flexible, felt tube or fiberglass tube installed into the existing service lateral. The tube shall form a "tee" section and shall extend continuously from the sewer main into the lateral for a minimum of 3'. SLC may be a combination of "tees" or "wyes" of varying angle. The resin shall be cured to form the tube into a hard impermeable pipe-within-a-pipe. When cured, the SLC shall seal the connection of the lateral to the mainline in a continuous tight-fitting, watertight pipe-within-a-pipe to eliminate any visible leakage between the lateral and mainline and shall provide a leak-proof seal designed for a minimum 50-year life to prevent root intrusion, infiltration, and exfiltration between a liner and a host pipe.
2. Prior to cleaning and pre-rehab video inspection, the Contractor shall submit a detailed operational plan for the proposed cleaning of all roots inside the pipe and around the service connection for the Engineer's approval. After cleaning, the Contractor shall proceed with lining of the pipe and reinstating all live service connections. The service connection openings shall conform to the shape and the size of the inside diameter of the existing service connection. Contractor shall use a wire brush or other methods and equipment as recommended by other lining system providers, or other approved means and methods to provide a smooth opening for connecting the lateral to the newly lined pipeline.
3. The Contractor shall trim all protruding laterals which interfere with the lining installation, as flush with the pipe interior as practicable.

500-4.2 Reference Specification. This specification references ASTM test methods which are made a part hereof by such reference and shall be the latest edition and revision

thereof and shall meet the chemical resistance requirements of section 210-2.3.3, "Chemical Resistance Test (Pickle Jar Test)."

500-4.3 General Corrosion Requirements.

- a) The finished SLC product shall be fabricated from materials which when cured shall be chemically resistant to withstand internal exposure to domestic sewage and shall meet the chemical resistance requirements of 210-2.3.3, "Chemical Resistance Test (Pickle Jar Test)" and Table 210-2.4.1 (A).
- b) The SLC product shall be compatible with the lining system materials utilized in the main sewer line.

500-4.4 SLC Materials.

- a) A flexible, felt tube shall be fabricated to neatly fit the internal circumference of the conduit specified by the City. Allowance shall be made for circumferential stretching during insertion.
- b) The SLC connection shall extend minimum 3' from the mainline into the lateral.
- c) The Contractor shall furnish a specially designed, unsaturated polyester or vinyl ester resin, and catalyst system compatible with the SLC process that provides cured physical strengths specified herein.

500-4.5 Physical Properties.

- a) The cured SLC shall conform to the minimum structural standards as listed in Table 500-1.4.2 (A).
- b) No cured-in-place pipe rehabilitation technology shall be allowed that requires bonding to the existing pipe for any part of its structural strength.
- c) Design methods are to be derived for various loading parameters and modes of failure. Equations shall be modified to include deformation in the shape of an oval as a design parameter. The design method shall be submitted to the Engineer for approval prior to the Pre-construction Meeting.

500-4.6 Installation Preparation.

- a) The Contractor shall remove internal debris out of the sewer line.
- b) Inspection of pipelines shall be performed by experienced personnel trained in locating breaks and obstacles by closed circuit television. The interior of the pipeline shall be carefully inspected to determine the location of any conditions which may prevent proper installation of the SLC into the pipelines, and it shall be noted so that these conditions can be corrected. A color video and suitable log shall be kept for later reference by the City.

- c) The Contractor, when required, shall provide for the flow of sewage around the section or sections of mainline pipe where the service lateral designated for SLC is located. The bypass shall be made by plugging the line at an existing upstream manhole and pumping the flow into a downstream manhole or adjacent system. The pump and bypass lines shall be of adequate capacity and size to handle the flow without service interruption. The bypass systems shall be approved in advance by the City.
- d) The service lateral shall be inactive during the time of installation.
- e) The Contractor shall clear the line of obstructions that prevent the insertion of the SLC material. If inspection reveals an obstruction that cannot be removed by conventional sewer cleaning equipment, the Contractor shall make an external point repair excavation to uncover and remove the obstruction. The Contractor shall inform the Engineer prior to the commencement of the Work.
- f) The mainline pipe opening shall be prepared to accept the SLC and the mainline rehabilitated pipe shall be maximized to obtain the best possible connection.
- g) The transition from the mainline pipe to the service lateral shall be smooth and continuous to provide adequate support for the SLC during installation and cure.

500-4.7

SLC Installation.

- a) The resin impregnated tube shall be loaded inside a pressure apparatus. The pressure apparatus, attached to a robotic device, shall be positioned in the mainline pipe at the service connection. The robotic device, together with a television camera, shall be used to align the SLC repair with the service connection opening. Air pressure, supplied to the pressure apparatus through an air hose, shall be used to invert the resin impregnated SLC into the lateral pipe. The inversion pressure shall be adjusted to fully invert the SLC into the lateral pipe and hold the tube tight to the pipe wall. Care shall be taken during the curing process not to over-stress the tube.
- b) The pressure apparatus shall include a bladder which shall inflate in the mainline pipe, effectively seating the SLC repair against the service connection.
- c) After inversion or pull in is completed, recommended pressure is maintained on the impregnated tube for the duration of the curing process. Curing method shall be compatible with the resin selected. An ultraviolet (UV) light cured, heat cured or ambient cured resin system is typically used.
- d) The initial cure shall be deemed to be completed when the SLC has been exposed to the UV light, heat source or held in place for the time period specified by the manufacturer.
- e) The Contractor shall cool the hardened SLC before relieving the pressure in the pressure apparatus. Cool-down may be accomplished by the introduction of cool air into the pressure apparatus. Care shall be taken to maintain proper pressure throughout the cure and cool-down period.

- f) The finished SLC shall be free of dry spots, lifts and delamination. The lateral SLC shall not inhibit the closed circuit television post video inspection of the mainline or service lateral pipes. Frayed ends of the SLC repair shall be removed prior to acceptance.
- g) During the warranty period, any defects which shall affect the integrity of strength of the SLC shall be repaired at the Contractor's expense in a manner mutually agreed upon by the manufacturer, City, and the Contractor.
- h) After the Work is completed, the Contractor shall provide the City with a video disc showing the completed work including the restored conditions.

500-4.8 Clean-Up. Upon acceptance of the installation work, the Contractor shall reinstate the Site affected by its operations.

500-4.9 Payment: Payment for SLC sealing systems shall be made at the Contract Unit Price or lump sum price in the Bid for each SLC. The Contract Unit Price or lump sum price in the Bid shall include furnishing all materials and the installation of the SLC sealing system, surface preparation and repairs, preparation and tape submittal of all pre- and post-construction CCTV inspection, bypassing if required, and testing, unless otherwise specified in the Special Provisions.

SECTION 705 – WATER DISCHARGES

705-2.6.1 General. Paragraph (3), CORRECT reference to Section 803 to read “Section 703.”

705-2.6.3 Community Health and Safety Plan. To the City Supplement, DELETE in its entirety and SUBSTITUTE with the following:

705-2.6.3 Community Health and Safety Plan. See 703-2, “Community Health and Safety Plan.”

SECTION 707 – RESOURCE DISCOVERIES

ADD:

707-1.1 Environmental Document. The City of San Diego Environmental Analysis Section (EAS) of the Development Services Department has prepared a **Notice of Exemption**, Project No. 360196, and **Environmental Construction Requirements for Sewer Group Job 833**, as referenced in the Contract Appendix. You must comply with all requirements of the Notice of Exemption and Environmental Construction Requirements as set forth in the Contract Appendix A.

Compliance with the City's environmental document is included in the various Bid items, unless a bid item has been provided.

END OF SUPPLEMENTARY SPECIAL PROVISIONS (SSP)

SUPPLEMENTARY SPECIAL PROVISIONS

APPENDICES

APPENDIX A

Notice of Exemption and Environmental Construction Requirements

NOTICE OF EXEMPTION

(Check one or both)

TO: X RECORDER/COUNTY CLERK
P.O. Box 1750, MS A-33
1600 PACIFIC HWY, ROOM 260
SAN DIEGO, CA 92101-2422

FROM: CITY OF SAN DIEGO
DEVELOPMENT SERVICES DEPARTMENT
1222 FIRST AVENUE, MS 501
SAN DIEGO, CA 92101

 OFFICE OF PLANNING AND RESEARCH
1400 TENTH STREET, ROOM 121
SACRAMENTO, CA 95814

PROJECT NO.: 360196

PROJECT TITLE: Sewer Group Job 833

PROJECT LOCATION-SPECIFIC: The majority of the sewer pipeline rehabilitation work would occur within Adams Canyon. The northernmost rehabilitation work would occur at an existing manhole on Eugene Place. The westernmost rehabilitation work would occur at existing manholes located within City utility easements between Eugene Place and Copley Avenue, between Copley Avenue and Alexia Place, between Collier Avenue and East Mountain View Drive; and on public right-of-way on Copley Avenue and Collier Avenue. The southernmost work would occur at existing manholes located within City utility easements between Collier Avenue and East Mountain View Drive. The easternmost rehabilitation work would occur directly west of Interstate 15. The project is located within the Mid-City: Normal Heights community planning area (Council District 3).

PROJECT LOCATION-CITY/COUNTY: San Diego/San Diego

DESCRIPTION OF NATURE AND PURPOSE OF THE PROJECT: The Sewer Group Job 833 project consists of the rehabilitation of approximately 3,876 linear feet of existing 6-inch concrete pipe, 8-inch vitrified clay, and 10-inch vitrified clay sewer mains using trenchless technology. The project also includes the rehabilitation of 32 existing manholes. Trenchless rehabilitation of sewer mains involves installing a new lining within existing sewer mains, and expanding it to form a new pipeline within the interior of the existing pipe. The insertion is done through existing manhole access points, and does not require removal of pavement or excavation of soil. Associated work would also include sealing sewer laterals connection points. All work would be performed within City utility easements or public right-of-way. Most of the rehabilitation work would occur within Adams Canyon, and most of Adams Canyon is within the City’s Multi-Habitat Planning Area. However, all vehicular access for the rehabilitation work would be limited strictly to the existing permanent sewer maintenance access paths. Manholes not located directly adjacent to the existing access paths would be accessed using hand crews only. This project is a part of the City of San Diego’s continuing effort to rehabilitate, replace, or abandon aging sewer mains.

NAME OF PUBLIC AGENCY APPROVING PROJECT: City of San Diego

NAME OF PERSON OR AGENCY CARRYING OUT PROJECT: City of San Diego, Public Works
Contact: Michael Ninh, 525 B Street, Suite 750 (MS 908A) San Diego, CA 92101 (619) 533-7443

EXEMPT STATUS: (CHECK ONE)

- MINISTERIAL (SEC. 21080(b)(1); 15268);
- DECLARED EMERGENCY (SEC. 21080(b)(3); 15269(a));
- EMERGENCY PROJECT (SEC. 21080(b)(4); 15269 (b)(c))
- CATEGORICAL EXEMPTION: (SEC. 15301(b) [EXISTING FACILITIES])
- STATUTORY EXEMPTION:

REASONS WHY PROJECT IS EXEMPT: The City of San Diego conducted an environmental review and determined the project meets the categorical exemption criteria set forth in the CEQA State Guidelines, Section 15301(b) [Existing Facilities]. Section 15301(b) allows for the operation, repair, maintenance, permitting, leasing, licensing, or minor alteration of existing facilities of both investor and publicly owned utilities used to provide electric power, natural gas, sewerage, or other public utility services. The proposed project would rehabilitate existing sewer mains and manholes, with all work occurring within the existing sewer mains, accessed through existing manholes. No new facilities are proposed. None of the exceptions listed in CEQA Guidelines Section 15003.2 would apply.

LEAD AGENCY CONTACT PERSON: REBBECA MALONE

TELEPHONE: (619) 446-5371

IF FILED BY APPLICANT:

1. ATTACH CERTIFIED DOCUMENT OF EXEMPTION FINDING.
2. HAS A NOTICE OF EXEMPTION BEEN FILED BY THE PUBLIC AGENCY APPROVING THE PROJECT?
() YES () NO

IT IS HEREBY CERTIFIED THAT THE CITY OF SAN DIEGO HAS DETERMINED THE ABOVE ACTIVITY TO BE EXEMPT FROM CEQA

Melba S. Hernandez, SENIOR PLANNER

April 10, 2014

SIGNATURE/TITLE

DATE

CHECK ONE:

- (X) SIGNED BY LEAD AGENCY
() SIGNED BY APPLICANT

DATE RECEIVED FOR FILING WITH COUNTY CLERK OR OPR:

SEWER GROUP JOB 833

ENVIRONMENTAL CONSTRUCTION REQUIREMENTS

A. MSCP SUBAREA PLAN - LAND USE ADJACENCY GUIDELINES

I. Prior to issuance of any construction permit or notice to proceed, DSD/ LDR, and/or MSCP staff shall verify the Applicant has accurately represented the project's design in or on the Construction Documents (CD's/CD's consist of Construction Plan Sets for Private Projects and Contract Specifications for Public Projects) are in conformance with the associated discretionary permit conditions and Exhibit "A", and also the City's Multi-Species Conservation Program (MSCP) Multi-Habitat Planning Area (MHPA) Land Use Adjacency Guidelines. The applicant shall provide an implementing plan and include references on/in CD's of the following:

- a. **Grading/Land Development/MHPA Boundaries** – MHPA boundaries on-site and adjacent properties shall be delineated on the CDs.
- b. **Toxics/Project Staging Areas/Equipment Storage** – Projects that use chemicals or generate by-products such as pesticides, herbicides, and animal waste, and other substances that are potentially toxic or impactive to native habitats/flora/fauna (including water) shall incorporate measures to reduce impacts caused by the application and/or drainage of such materials into the MHPA. No trash, oil, parking, or other construction/development-related material/activities shall be allowed outside any approved construction limits. Where applicable, this requirement shall be incorporated into leases on publicly-owned property when applications for renewal occur. Provide a note in/on the CD's that states:

"All construction related activity that may have potential for leakage or intrusion shall be monitored by the Qualified Biologist/Owners Representative or Resident Engineer to ensure there is no impact to the MHPA."

- c. **Lighting** – All lighting should be directed away from the MHPA and any occupied nesting habitat. Where necessary, the project should provide adequate shielding to protect the MHPA and sensitive species from night lighting.
- d. **Noise** – Due to the site's location adjacent to or within the MHPA where the Qualified Biologist has identified potential nesting habitat for listed avian species, construction noise that exceeds the maximum levels allowed shall be avoided during the breeding seasons for the following: California Gnatcatcher (3/1-8/15). If construction is proposed during the breeding season for the species, U.S. Fish and Wildlife Service protocol surveys shall be required in order to determine species presence/absence. If protocol surveys are not conducted in suitable habitat during the breeding season for the aforementioned listed species, presence shall be assumed with implementation of noise attenuation and biological monitoring.

When applicable (i.e., habitat is occupied or if presence of the covered species is assumed), adequate noise reduction measures shall be incorporated as follows:

COASTAL CALIFORNIA GNATCATCHER

NO CLEARING, GRUBBING, GRADING, OR OTHER CONSTRUCTION ACTIVITIES SHALL OCCUR BETWEEN MARCH 1 AND AUGUST 15, THE BREEDING SEASON OF THE COASTAL CALIFORNIA GNATCATCHER, UNTIL THE FOLLOWING REQUIREMENTS HAVE BEEN MET TO THE SATISFACTION OF THE CITY MANAGER:

- A. A QUALIFIED BIOLOGIST (POSSESSING A VALID ENDANGERED SPECIES ACT SECTION 10(a)(1)(A) RECOVERY PERMIT) SHALL SURVEY THOSE HABITAT AREAS ADJACENT TO THE MHPA THAT WOULD BE SUBJECT TO CONSTRUCTION NOISE LEVELS EXCEEDING 60 DECIBELS [dB(A)] HOURLY AVERAGE FOR THE PRESENCE OF THE COASTAL CALIFORNIA GNATCATCHER. SURVEYS FOR THE COASTAL CALIFORNIA GNATCATCHER SHALL BE CONDUCTED PURSUANT TO THE PROTOCOL SURVEY GUIDELINES ESTABLISHED BY THE U.S. FISH AND WILDLIFE SERVICE WITHIN THE BREEDING SEASON PRIOR TO THE COMMENCEMENT OF ANY CONSTRUCTION. IF GNATCATCHERS ARE PRESENT, THEN THE FOLLOWING CONDITIONS MUST BE MET:

BETWEEN MARCH 1 AND AUGUST 15, NO CLEARING, GRUBBING, OR GRADING OF OCCUPIED GNATCATCHER HABITAT SHALL BE PERMITTED. AREAS RESTRICTED FROM SUCH ACTIVITIES SHALL BE STAKED OR FENCED UNDER THE SUPERVISION OF A QUALIFIED BIOLOGIST; AND

1. BETWEEN MARCH 1 AND AUGUST 15, NO CONSTRUCTION ACTIVITIES SHALL OCCUR WITHIN ANY PORTION OF THE SITE WHERE CONSTRUCTION ACTIVITIES WOULD RESULT IN NOISE LEVELS EXCEEDING 60 dB(A) HOURLY AVERAGE AT THE EDGE OF OCCUPIED GNATCATCHER HABITAT. AN ANALYSIS SHOWING THAT NOISE GENERATED BY CONSTRUCTION ACTIVITIES WOULD NOT EXCEED 60 dB(A) HOURLY AVERAGE AT THE EDGE OF OCCUPIED HABITAT MUST BE COMPLETED BY A QUALIFIED ACCOUSTICIAN (POSSESSING CURRENT NOISE ENGINEER LICENSE OR REGISTRATION WITH MONITORING NOISE LEVEL EXPERIENCE WITH LISTED ANIMAL SPECIES) AND APPROVED BY THE CITY MANAGER AT LEAST TWO WEEKS PRIOR TO THE COMMENCEMENT OF CONSTRUCTION ACTIVITIES. PRIOR TO THE COMMENCEMENT OF CONSTRUCTION ACTIVITIES DURING THE BREEDING SEASON, AREAS RESTRICTED FROM SUCH ACTIVITIES SHALL BE STAKED OR FENCED UNDER THE SUPERVISION OF A QUALIFIED BIOLOGIST; OR
2. AT LEAST TWO WEEKS PRIOR TO THE COMMENCEMENT OF CONSTRUCTION ACTIVITIES, UNDER THE DIRECTION OF A QUALIFIED ACCOUSTICIAN, NOISE ATTENUATION MEASURES (e.g., BERMS, WALLS)

SHALL BE IMPLEMENTED TO ENSURE THAT NOISE LEVELS RESULTING FROM CONSTRUCTION ACTIVITIES WILL NOT EXCEED 60 dB(A) HOURLY AVERAGE AT THE EDGE OF HABITAT OCCUPIED BY THE COASTAL CALIFORNIA GNATCATCHER. CONCURRENT WITH THE COMMENCEMENT OF CONSTRUCTION ACTIVITIES AND THE CONSTRUCTION OF NECESSARY NOISE ATTENUATION FACILITIES, NOISE MONITORING* SHALL BE CONDUCTED AT THE EDGE OF OCCUPIED HABITAT AREA TO ENSURE THAT NOISE LEVELS DO NOT EXCEED dB(A) HOURLY AVERAGE. IF THE NOISE ATTENUATION TECHNIQUES IMPLEMENTED ARE DETERMINED TO BE INADEQUATE BY THE QUALIFIED ACCOUSTICIAN OR BIOLOGIST, THEN THE ASSOCIATED CONSTRUCTION ACTIVITIES SHALL CEASE UNTIL SUCH TIME THAT ADEQUATE NOISE ATTENUATION IS ACHIEVED OR UNTIL THE END OF THE BREEDING SEASON (AUGUST 16).

* Construction noise monitoring shall continue to be monitored at least twice weekly on varying days, or more frequently depending on the construction activity, to verify that noise levels at the edge of occupied habitat are maintained below 60 dB(A) hourly average or to the ambient noise level if it already exceeds 60 dB(A) hourly average. If not, other measures shall be implemented in consultation with the biologist and the City Manager, as necessary, to reduce noise levels to below 60 dB(A) hourly average or to the ambient noise level if it already exceeds 60 dB(A) hourly average. Such measures may include, but are not limited to, limitations on the placement of construction equipment and the simultaneous use of equipment.

- B. IF COASTAL CALIFORNIA GNATCATCHERS ARE NOT DETECTED DURING THE PROTOCOL SURVEY, THE QUALIFIED BIOLOGIST SHALL SUBMIT SUBSTANTIAL EVIDENCE TO THE CITY MANAGER AND APPLICABLE RESOURCE AGENCIES WHICH DEMONSTRATES WHETHER OR NOT MITIGATION MEASURES SUCH AS NOISE WALLS ARE NECESSARY BETWEEN MARCH 1 AND AUGUST 15 AS FOLLOWS:
1. IF THIS EVIDENCE INDICATES THE POTENTIAL IS HIGH FOR COASTAL CALIFORNIA GNATCATCHER TO BE PRESENT BASED ON HISTORICAL RECORDS OR SITE CONDITIONS, THEN CONDITION A.III SHALL BE ADHERED TO AS SPECIFIED ABOVE.
 2. IF THIS EVIDENCE CONCLUDES THAT NO IMPACTS TO THIS SPECIES ARE ANTICIPATED, NO MITIGATION MEASURES WOULD BE NECESSARY

B. NESTING BIRD DISLCOSURE

Please note that nesting birds may be present during construction, and are protected under US and State law including the Federal Migratory Bird Treaty Act, and, in particular, CA Law – Fish and Game Code – Section 3503. California Department of Fish and Game Code 3503 states: “It is unlawful to take possess, or needlessly destroy the nest or eggs of any bird, except as otherwise provided by this code or any regulations made pursuant thereto.” The Applicant shall adhere to all applicable regulations throughout construction of the Project.

APPENDIX B

Fire Hydrant Meter Program

CITY OF SAN DIEGO CALIFORNIA DEPARTMENT INSTRUCTIONS	NUMBER DI 55.27	DEPARTMENT Water Department
SUBJECT FIRE HYDRANT METER PROGRAM (FORMERLY: CONSTRUCTION METER PROGRAM)	PAGE 1 OF 10	EFFECTIVE DATE October 15, 2002
	SUPERSEDES DI 55.27	DATED April 21, 2000

1. **PURPOSE**

- 1.1 To establish a Departmental policy and procedure for issuance, proper usage and charges for fire hydrant meters.

2. **AUTHORITY**

- 2.1 All authorities and references shall be current versions and revisions.
- 2.2 San Diego Municipal Code (NC) Chapter VI, Article 7, Sections 67.14 and 67.15
- 2.3 Code of Federal Regulations, Safe Drinking Water Act of 1986
- 2.4 California Code of Regulations, Titles 17 and 22
- 2.5 California State Penal Code, Section 498B.0
- 2.6 State of California Water Code, Section 110, 500-6, and 520-23
- 2.7 Water Department Director

Reference

- 2.8 State of California Guidance Manual for Cross Connection Programs
- 2.9 American Water Works Association Manual M-14, Recommended Practice for Backflow Prevention
- 2.10 American Water Works Association Standards for Water Meters
- 2.11 U.S.C. Foundation for Cross Connection Control and Hydraulic Research Manual

3. **DEFINITIONS**

- 3.1 **Fire Hydrant Meter:** A portable water meter which is connected to a fire hydrant for the purpose of temporary use. (These meters are sometimes referred to as Construction Meters.)

CITY OF SAN DIEGO CALIFORNIA DEPARTMENT INSTRUCTIONS	NUMBER DI 55.27	DEPARTMENT Water Department
SUBJECT FIRE HYDRANT METER PROGRAM (FORMERLY: CONSTRUCTION METER PROGRAM)	PAGE 2 OF 10	EFFECTIVE DATE October 15, 2002
	SUPERSEDES DI 55.27	DATED April 21, 2000

3.2 **Temporary Water Use:** Water provided to the customer for no longer than twelve (12) months.

3.3 **Backflow Preventor:** A Reduced Pressure Principal Assembly connected to the outlet side of a Fire Hydrant Meter.

4. **POLICY**

4.1 The Water Department shall collect a deposit from every customer requiring a fire hydrant meter and appurtenances prior to providing the meter and appurtenances (see Section 7.1 regarding the Fees and Deposit Schedule). The deposit is refundable upon the termination of use and return of equipment and appurtenances in good working condition.

4.2 Fire hydrant meters will have a 2 ½" swivel connection between the meter and fire hydrant. The meter shall not be connected to the 4" port on the hydrant. All Fire Hydrant Meters issued shall have a Reduced Pressure Principle Assembly (RP) as part of the installation. Spanner wrenches are the only tool allowed to turn on water at the fire hydrant.

4.3 The use of private hydrant meters on City hydrants is prohibited, with exceptions as noted below. All private fire hydrant meters are to be phased out of the City of San Diego. All customers who wish to continue to use their own fire hydrant meters must adhere to the following conditions:

a. Meters shall meet all City specifications and American Water Works Association (AWWA) standards.

b. Customers currently using private fire hydrant meters in the City of San Diego water system will be allowed to continue using the meter under the following conditions:

1. The customer must submit a current certificate of accuracy and calibration results for private meters and private backflows annually to the City of San Diego, Water Department, Meter Shop.

CITY OF SAN DIEGO CALIFORNIA DEPARTMENT INSTRUCTIONS	NUMBER DI 55.27	DEPARTMENT Water Department
SUBJECT FIRE HYDRANT METER PROGRAM (FORMERLY: CONSTRUCTION METER PROGRAM)	PAGE 3 OF 10	EFFECTIVE DATE October 15, 2002
	SUPERSEDES DI 55.27	DATED April 21, 2000

2. The meter must be properly identifiable with a clearly labeled serial number on the body of the fire hydrant meter. The serial number shall be plainly stamped on the register lid and the main casing. Serial numbers shall be visible from the top of the meter casing and the numbers shall be stamped on the top of the inlet casing flange.
3. All meters shall be locked to the fire hydrant by the Water Department, Meter Section (see Section 4.7).
4. All meters shall be read by the Water Department, Meter Section (see Section 4.7).
5. All meters shall be relocated by the Water Department, Meter Section (see Section 4.7).
6. These meters shall be tested on the anniversary of the original test date and proof of testing will be submitted to the Water Department, Meter Shop, on a yearly basis. If not tested, the meter will not be allowed for use in the City of San Diego.
7. All private fire hydrant meters shall have backflow devices attached when installed.
8. The customer must maintain and repair their own private meters and private backflows.
9. The customer must provide current test and calibration results to the Water Department, Meter Shop after any repairs.
10. When private meters are damaged beyond repair, these private meters will be replaced by City owned fire hydrant meters.

CITY OF SAN DIEGO CALIFORNIA DEPARTMENT INSTRUCTIONS	NUMBER DI 55.27	DEPARTMENT Water Department
SUBJECT FIRE HYDRANT METER PROGRAM (FORMERLY: CONSTRUCTION METER PROGRAM)	PAGE 4 OF 10	EFFECTIVE DATE October 15, 2002
	SUPERSEDES DI 55.27	DATED April 21, 2000

11. When a private meter malfunctions, the customer will be notified and the meter will be removed by the City and returned to the customer for repairs. Testing and calibration results shall be given to the City prior to any re-installation.
 12. The register shall be hermetically sealed straight reading and shall be readable from the inlet side. Registration shall be in hundred cubic feet.
 13. The outlet shall have a 2 ½ "National Standards Tested (NST) fire hydrant male coupling.
 14. Private fire hydrant meters shall not be transferable from one contracting company to another (i.e. if a company goes out of business or is bought out by another company).
- 4.4 All fire hydrant meters and appurtenances shall be installed, relocated and removed by the City of San Diego, Water Department. All City owned fire hydrant meters and appurtenances shall be maintained by the City of San Diego, Water Department, Meter Services.
- 4.5 If any fire hydrant meter is used in violation of this Department Instruction, the violation will be reported to the Code Compliance Section for investigation and appropriate action. Any customer using a fire hydrant meter in violation of the requirements set forth above is subject to fines or penalties pursuant to the Municipal Code, Section 67.15 and Section 67.37.
- 4.6 **Conditions and Processes for Issuance of a Fire Hydrant Meter**
- Process for Issuance
- a. Fire hydrant meters shall only be used for the following purposes:
 1. Temporary irrigation purposes not to exceed one year.

CITY OF SAN DIEGO CALIFORNIA DEPARTMENT INSTRUCTIONS	NUMBER DI 55.27	DEPARTMENT Water Department
SUBJECT FIRE HYDRANT METER PROGRAM (FORMERLY: CONSTRUCTION METER PROGRAM)	PAGE 5 OF 10	EFFECTIVE DATE October 15, 2002
	SUPERSEDES DI 55.27	DATED April 21, 2000

2. Construction and maintenance related activities (see Tab 2).
 - b. No customer inside or outside the boundaries of the City of San Diego Water Department shall resell any portion of the water delivered through a fire hydrant by the City of San Diego Water Department.
 - c. The City of San Diego allows for the issuance of a temporary fire hydrant meter for a period not to exceed 12 months (365 days). An extension can only be granted in writing from the Water Department Director for up to 90 additional days. A written request for an extension by the consumer must be submitted at least 30 days prior to the 12 month period ending. No extension shall be granted to any customer with a delinquent account with the Water Department. No further extensions shall be granted.
 - d. Any customer requesting the issuance of a fire hydrant meter shall file an application with the Meter Section. The customer must complete a "Fire Hydrant Meter Application" (Tab 1) which includes the name of the company, the party responsible for payment, Social Security number and/or California ID, requested location of the meter (a detailed map signifying an exact location), local contact person, local phone number, a contractor's license (or a business license), description of specific water use, duration of use at the site and full name and address of the person responsible for payment.
 - e. At the time of the application the customer will pay their fees according to the schedule set forth in the Rate Book of Fees and Charges, located in the City Clerk's Office. All fees must be paid by check, money order or cashiers check, made payable to the City Treasurer. Cash will not be accepted.
 - f. No fire hydrant meters shall be furnished or relocated for any customer with a delinquent account with the Water Department.
 - g. After the fees have been paid and an account has been created, the

CITY OF SAN DIEGO CALIFORNIA DEPARTMENT INSTRUCTIONS	NUMBER DI 55.27	DEPARTMENT Water Department
SUBJECT FIRE HYDRANT METER PROGRAM (FORMERLY: CONSTRUCTION METER PROGRAM)	PAGE 6 OF 10	EFFECTIVE DATE October 15, 2002
	SUPERSEDES DI 55.27	DATED April 21, 2000

meter shall be installed within 48 hours (by the second business day). For an additional fee, at overtime rates, meters can be installed within 24 hours (within one business day).

4.7 Relocation of Existing Fire Hydrant Meters

- a. The customer shall call the Fire Hydrant Meter Hotline (herein referred to as "Hotline"), a minimum of 24 hours in advance, to request the relocation of a meter. A fee will be charged to the existing account, which must be current before a work order is generated for the meter's relocation.
- b. The customer will supply in writing the address where the meter is to be relocated (map page, cross street, etc). The customer must update the original Fire Hydrant Meter Application with any changes as it applies to the new location.
- c. Fire hydrant meters shall be read on a monthly basis. While fire hydrant meters and backflow devices are in service, commodity, base fee and damage charges, if applicable, will be billed to the customer on a monthly basis. If the account becomes delinquent, the meter will be removed.

4.8 Disconnection of Fire Hydrant Meter

- a. After ten (10) months a "Notice of Discontinuation of Service" (Tab 3) will be issued to the site and the address of record to notify the customer of the date of discontinuance of service. An extension can only be granted in writing from the Water Department Director for up to 90 additional days (as stated in Section 4.6C) and a copy of the extension shall be forwarded to the Meter Shop Supervisor. If an extension has not been approved, the meter will be removed after twelve (12) months of use.
- b. Upon completion of the project the customer will notify the Meter Services office via the Hotline to request the removal of the fire hydrant meter and appurtenances. A work order will be generated

CITY OF SAN DIEGO CALIFORNIA DEPARTMENT INSTRUCTIONS	NUMBER DI 55.27	DEPARTMENT Water Department
SUBJECT FIRE HYDRANT METER PROGRAM (FORMERLY: CONSTRUCTION METER PROGRAM)	PAGE 7 OF 10	EFFECTIVE DATE October 15, 2002
	SUPERSEDES DI 55.27	DATED April 21, 2000

for removal of the meter.

- c. Meter Section staff will remove the meter and backflow prevention assembly and return it to the Meter Shop. Once returned to the Meter Shop the meter and backflow will be tested for accuracy and functionality.
- d. Meter Section Staff will contact and notify Customer Services of the final read and any charges resulting from damages to the meter and backflow or its appurtenance. These charges will be added on the customer's final bill and will be sent to the address of record. Any customer who has an outstanding balance will not receive additional meters.
- e. Outstanding balances due may be deducted from deposits and any balances refunded to the customer. Any outstanding balances will be turned over to the City Treasurer for collection. Outstanding balances may also be transferred to any other existing accounts.

5. **EXCEPTIONS**

- 5.1 Any request for exceptions to this policy shall be presented, in writing, to the Customer Support Deputy Director, or his/her designee for consideration.

6. **MOBILE METER**

- 6.1 Mobile meters will be allowed on a case by case basis. All mobile meters will be protected by an approved backflow assembly and the minimum requirement will be a Reduced Pressure Principal Assembly. The two types of Mobile Meters are vehicle mounted and floating meters. Each style of meters has separate guidelines that shall be followed for the customer to retain service and are described below:

- a) **Vehicle Mounted Meters:** Customer applies for and receives a City owned Fire Hydrant Meter from the Meter Shop. The customer mounts the meter on the vehicle and brings it to the Meter Shop for

CITY OF SAN DIEGO CALIFORNIA DEPARTMENT INSTRUCTIONS	NUMBER DI 55.27	DEPARTMENT Water Department
SUBJECT FIRE HYDRANT METER PROGRAM (FORMERLY: CONSTRUCTION METER PROGRAM)	PAGE 8 OF 10	EFFECTIVE DATE October 15, 2002
	SUPERSEDES DI 55.27	DATED April 21, 2000

inspection. After installation is approved by the Meter Shop the vehicle and meter shall be brought to the Meter Shop on a monthly basis for meter reading and on a quarterly basis for testing of the backflow assembly. Meters mounted at the owner's expense shall have the one year contract expiration waived and shall have meter or backflow changed if either fails.

b) **Floating Meters:** Floating Meters are meters that are not mounted to a vehicle. **(Note: All floating meters shall have an approved backflow assembly attached.)** The customer shall submit an application and a letter explaining the need for a floating meter to the Meter Shop. The Fire Hydrant Meter Administrator, after a thorough review of the needs of the customer, (i.e. number of jobsites per day, City contract work, lack of mounting area on work vehicle, etc.), may issue a floating meter. At the time of issue, it will be necessary for the customer to complete and sign the "Floating Fire Hydrant Meter Agreement" which states the following:

- 1) The meter will be brought to the Meter Shop at 2797 Caminito Chollas, San Diego on the third week of each month for the monthly read by Meter Shop personnel.
- 2) Every other month the meter will be read and the backflow will be tested. This date will be determined by the start date of the agreement.

If any of the conditions stated above are not met the Meter Shop has the right to cancel the contract for floating meter use and close the account associated with the meter. The Meter Shop will also exercise the right to refuse the issuance of another floating meter to the company in question.

Any Fire Hydrant Meter using reclaimed water shall not be allowed use again with any potable water supply. The customer shall incur the cost of replacing the meter and backflow device in this instance.

CITY OF SAN DIEGO CALIFORNIA DEPARTMENT INSTRUCTIONS	NUMBER DI 55.27	DEPARTMENT Water Department
SUBJECT FIRE HYDRANT METER PROGRAM (FORMERLY: CONSTRUCTION METER PROGRAM)	PAGE 9 OF 10	EFFECTIVE DATE October 15, 2002
	SUPERSEDES DI 55.27	DATED April 21, 2000

7. **FEE AND DEPOSIT SCHEDULES**

- 7.1 **Fees and Deposit Schedules:** The fees and deposits, as listed in the Rate Book of Fees and Charges, on file with the Office of the City Clerk, are based on actual reimbursement of costs of services performed, equipment and materials. These deposits and fees will be amended, as needed, based on actual costs. Deposits, will be refunded at the end of the use of the fire hydrant meter, upon return of equipment in good working condition and all outstanding balances on account are paid. Deposits can also be used to cover outstanding balances.

All fees for equipment, installation, testing, relocation and other costs related to this program are subject to change without prior notification. The Mayor and Council will be notified of any future changes.

8. **UNAUTHORIZED USE OF WATER FROM A HYDRANT**

- 8.1 Use of water from any fire hydrant without a properly issued and installed fire hydrant meter is theft of City property. Customers who use water for unauthorized purposes or without a City of San Diego issued meter will be prosecuted.
- 8.2 If any unauthorized connection, disconnection or relocation of a fire hydrant meter, or other connection device is made by anyone other than authorized Water Department personnel, the person making the connection will be prosecuted for a violation of San Diego Municipal Code, Section 67.15. In the case of a second offense, the customer's fire hydrant meter shall be confiscated and/or the deposit will be forfeited.
- 8.3 Unauthorized water use shall be billed to the responsible party. Water use charges shall be based on meter readings, or estimates when meter readings are not available.
- 8.4 In case of unauthorized water use, the customer shall be billed for all applicable charges as if proper authorization for the water use had been obtained, including but not limited to bi-monthly service charges, installation charges and removal charges.

CITY OF SAN DIEGO CALIFORNIA DEPARTMENT INSTRUCTIONS	NUMBER DI 55.27	DEPARTMENT Water Department
SUBJECT FIRE HYDRANT METER PROGRAM (FORMERLY: CONSTRUCTION METER PROGRAM)	PAGE 10 OF 10	EFFECTIVE DATE October 15, 2002
	SUPERSEDES DI 55.27	DATED April 21, 2000

- 8.5 If damage occurs to Water Department property (i.e. fire hydrant meter, backflow, various appurtenances), the cost of repairs or replacements will be charged to the customer of record (applicant).

**Larry Gardner
Water Department Director**

- Tabs: 1. Fire Hydrant Meter Application
2. Construction & Maintenance Related Activities With No Return To Sewer
3. Notice of Discontinuation of Service

APPENDIX

Administering Division: Customer Support Division

Subject Index: Construction Meters
Fire Hydrant
Fire Hydrant Meter Program
Meters, Floating or Vehicle Mounted
Mobile Meter
Program, Fire Hydrant Meter

Distribution: DI Manual Holders



Application for Fire Hydrant Meter (EXHIBIT A)

(For Office Use Only)

NS REQ	FAC#
DATE	BY

METER SHOP (619) 527-7449

Meter Information

Application Date	Requested Install Date:
------------------	-------------------------

Fire Hydrant Location: (Attach Detailed Map//Thomas Bros. Map Location or Construction drawing.) Zip:	T.B.	G.B. (CITY USE)
Specific Use of Water:		
Any Return to Sewer or Storm Drain, if so, explain:		
Estimated Duration of Meter Use:		Check Box if Reclaimed Water

Company Information

Company Name:			
Mailing Address:			
City:	State:	Zip:	Phone: ()
*Business license#		*Contractor license#	
A Copy of the Contractor's license OR Business License is required at the time of meter issuance.			
Name and Title of Billing Agent: <small>(PERSON IN ACCOUNTS PAYABLE)</small>			Phone: ()
Site Contact Name and Title:			Phone: ()
Responsible Party Name:			Title:
Cal ID#			Phone: ()
Signature:		Date:	
Guarantees Payment of all Charges Resulting from the use of this Meter. Insures that employees of this Organization understand the proper use of Fire Hydrant Meter			

Fire Hydrant Meter Removal Request	Requested Removal Date:
Provide Current Meter Location if Different from Above:	
Signature:	Title: Date:
Phone: ()	Pager: ()

<input type="checkbox"/>	City Meter	<input type="checkbox"/>	Private Meter
Contract Acct #:		Deposit Amount: \$ 936.00	Fees Amount: \$ 62.00
Meter Serial #		Meter Size: 05	Meter Make and Style: 6-7
Backflow #		Backflow Size:	Backflow Make and Style:
Name: Sewer Group Job 833		Signature:	Date: 70 Page

WATER USES WITHOUT ANTICIPATED CHARGES FOR RETURN TO SEWER

Auto Detailing
Backfilling
Combination Cleaners (Vactors)
Compaction
Concrete Cutters
Construction Trailers
Cross Connection Testing
Dust Control
Flushing Water Mains
Hydro Blasting
Hydro Seeing
Irrigation (for establishing irrigation only; not continuing irrigation)
Mixing Concrete
Mobile Car Washing
Special Events
Street Sweeping
Water Tanks
Water Trucks
Window Washing

Note:

1. If there is any return to sewer or storm drain, then sewer and/or storm drain fees will be charges.

Date

Name of Responsible Party
Company Name and Address
Account Number: _____

Subject: Discontinuation of Fire Hydrant Meter Service

Dear Water Department Customer:

The authorization for use of Fire Hydrant Meter # _____, located at *(Meter Location Address)* ends in 60 days and will be removed on or after *(Date Authorization Expires)*. Extension requests for an additional 90 days must be submitted in writing for consideration 30 days prior to the discontinuation date. If you require an extension, please contact the Water Department, or mail your request for an extension to:

City of San Diego
Water Department
Attention: Meter Services
2797 Caminito Chollas
San Diego, CA 92105-5097

Should you have any questions regarding this matter, please call the Fire Hydrant Hotline at (619) _____ - _____.

Sincerely,

Water Department

APPENDIX C

Materials Typically Accepted by Certificate of Compliance

Materials Typically Accepted by Certificate of Compliance

1. Soil amendment
2. Fiber mulch
3. PVC or PE pipe up to 16 inch diameter
4. Stabilizing emulsion
5. Lime
6. Preformed elastomeric joint seal
7. Plain and fabric reinforced elastomeric bearing pads
8. Steel reinforced elastomeric bearing pads
9. Waterstops (Special Condition)
10. Epoxy coated bar reinforcement
11. Plain and reinforcing steel
12. Structural steel
13. Structural timber and lumber
14. Treated timber and lumber
15. Lumber and timber
16. Aluminum pipe and aluminum pipe arch
17. Corrugated steel pipe and corrugated steel pipe arch
18. Structural metal plate pipe arches and pipe arches
19. Perforated steel pipe
20. Aluminum underdrain pipe
21. Aluminum or steel entrance tapers, pipe downdrains, reducers, coupling bands and slip joints
22. Metal target plates
23. Paint (traffic striping)
24. Conductors
25. Painting of electrical equipment
26. Electrical components
27. Engineering fabric
28. Portland Cement
29. PCC admixtures
30. Minor concrete, asphalt
31. Asphalt (oil)
32. Liquid asphalt emulsion
33. Epoxy

APPENDIX D
Sample City Invoice

City of San Diego, Field Engineering Div., 9485 Aero Drive, SD CA 92123						Contractor's Name:					
Project Name:						Contractor's Address:					
SAP No. (WBS/IO/CC)											
City Purchase Order No.						Contractor's Phone #:			Invoice No.		
Resident Engineer (RE):						Contractor's Fax #:			Invoice Date:		
RE Phone#:			RE Fax#:			Contact Name:			Billing Period:		
Item #	Item Description	Contract Authorization				Previous Estimate		This Estimate		Totals to Date	
		Unit	Qty	Price	Extension	%/QTY	Amount	%/QTY	Amount	%/QTY	Amount
1	2 Parallel 4" PVC C900	LF	1,380	\$34.00	\$46,920.00						
2	48" Primary Steel Casing	LF	500	\$1,000.00	\$500,000.00						
3	2 Parallel 12" Secondary Steel	LF	1,120	\$53.00	\$59,360.00						
4	Construction and Rehab of PS 49	LS	1	\$150,000.00	\$150,000.00						
5	Demo	LS	1	\$14,000.00	\$14,000.00						
6	Install 6' High Chain Link Fence	LS	1	\$5,600.00	\$5,600.00						
7	General Site Restoration	LS	1	\$3,700.00	\$3,700.00						
8	10" Gravity Sewer	LF	10	\$292.00	\$2,920.00						
9	4" Blow Off Valves	EA	2	\$9,800.00	\$19,600.00						
10	Bonds	LS	1	\$16,000.00	\$16,000.00						
11	Field Orders	AL	1	80,000	\$80,000.00						
11.1	Field Order 1	LS	5,500	\$1.00	\$5,500.00						
11.2	Field Order 2	LS	7,500	\$1.00	\$7,500.00						
11.3	Field Order 3	LS	10,000	\$1.00	\$10,000.00						
11.4	Field Order 4	LS	6,500	\$1.00	\$6,500.00						
12	Certified Payroll	LS	1	\$1,400.00	\$1,400.00						
CHANGE ORDERS											
Change Order 1			4,890								
Items 1-4					\$11,250.00						
Item 5-Deduct Bid Item 3		LF	120	-\$53.00	(\$6,360.00)						
Change Order 2			160,480								
Items 1-3					\$95,000.00						
Item 4 Deduct Bid Item 1		LF	380	-\$340.00	(\$12,920.00)						
Item 5-Increase bid Item 9		LF	8	\$9,800.00	\$78,400.00						
Change Order 3 (Close Out)			-121,500								
Item 1 Deduct Bid Item 3			53	-500.00	(\$26,500.00)						
Item 2 Deduct Bid Item 4		LS	-1	45,000.00	(\$45,000.00)						
Items 3-9			1	-50,500.00	(\$50,500.00)						
SUMMARY							Total This	\$ -	Total Billed		\$0.00
A. Original Contract Amount						Retention and/or Escrow Payment Schedule					
B. Approved Change Order 1 Thru 3						Total Retention Required as of this billing					
C. Total Authorized Amount (A+B)						Previous Retention Withheld in PO or in Escrow					
D. Total Billed to Date						Add'l Amt to Withhold in PO/Transfer in Escrow:					
E. Less Total Retention (5% of D)						Amt to Release to Contractor from PO/Escrow:					
F. Less Total Previous Payments											
G. Payment Due Less Retention						Contractor Signature and Date:					
H. Remaining Authorized Amount											

APPENDIX E

Location Map, Design Exhibit Sheets and Construction Notes

SEWER GROUP JOB 833 PIPELINE REHABILITATION

SENIOR ENGINEER
WENDY GAMBOA
(619) 235-1971

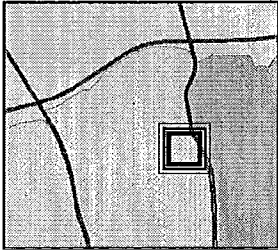
PROJECT MANAGER
MICHAEL NINH
(619) 533-7433

PROJECT ENGINEER
ROBERTO VEJAR-PARRA
(619) 533-5402

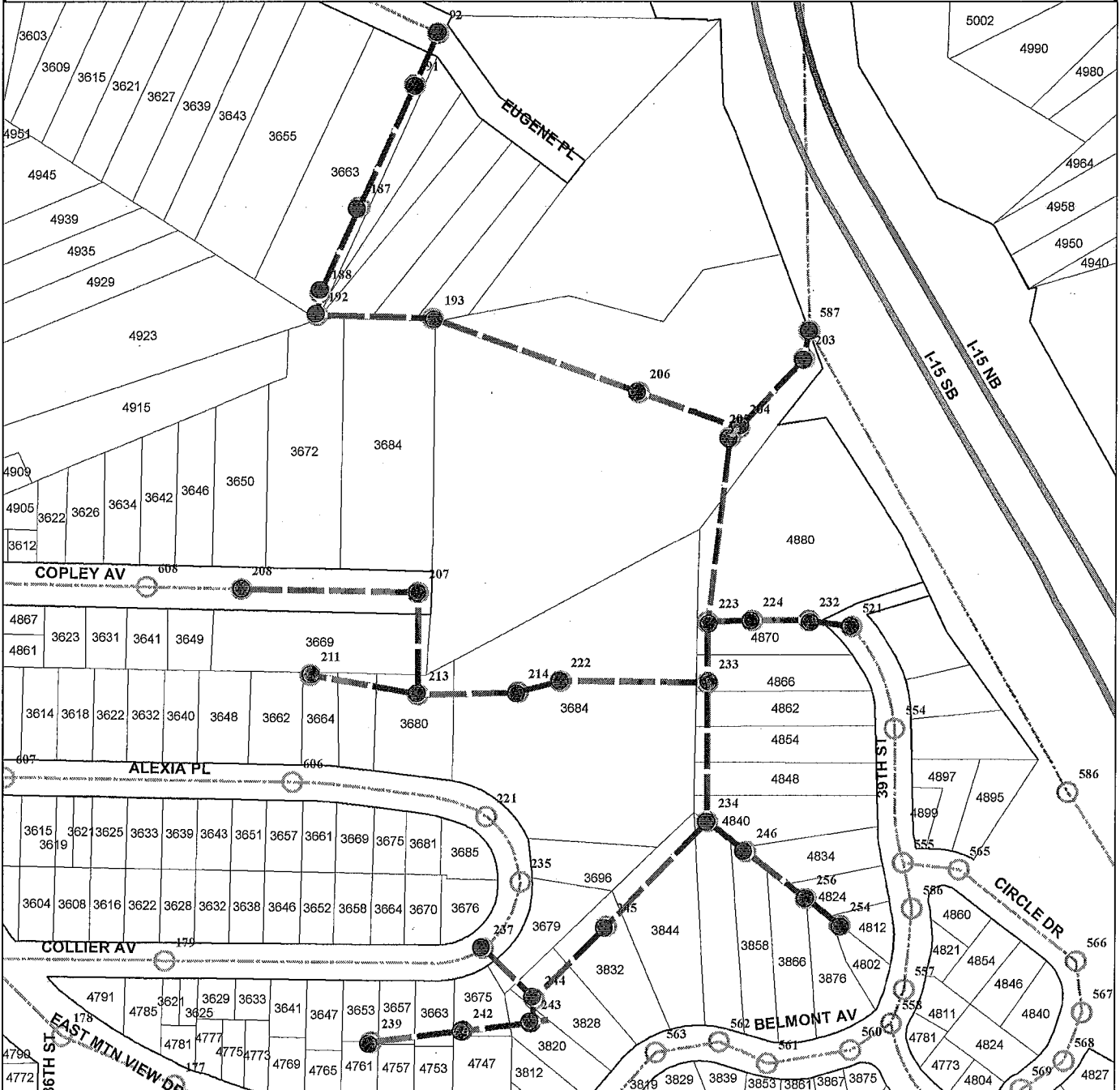
CONSTRUCTION PROJECT
INFORMATION LINE
(619) 533-4207



Right of Way Division



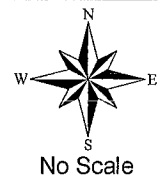
THIS MAP/DATA IS PROVIDED WITHOUT WARRANTY OF ANY KIND, EITHER EXPRESS OR IMPLIED, INCLUDING, BUT NOT LIMITED TO, THE IMPLIED WARRANTIES OR MERCHANTABILITY AND FITNESS FOR A PARTICULAR PURPOSE. Note: This product may contain information reproduced with permission from SANDAG Regional Information System which cannot be reproduced without the written permission of SANDAG. This product may contain information reproduced with permission from RAND McNALLY & COMPANY. It is unlawful to copy or reproduce all or any part thereof, whether for personal use or resale, without the prior, written permission of RAND McNALLY & COMPANY.



LEGEND

- PROP. PIPELINE REHABILITATION
- PROP. MANHOLE REHABILITATION
- EXIST. SEWER MAIN
- EXIST. MANHOLE

LOCATION MAP

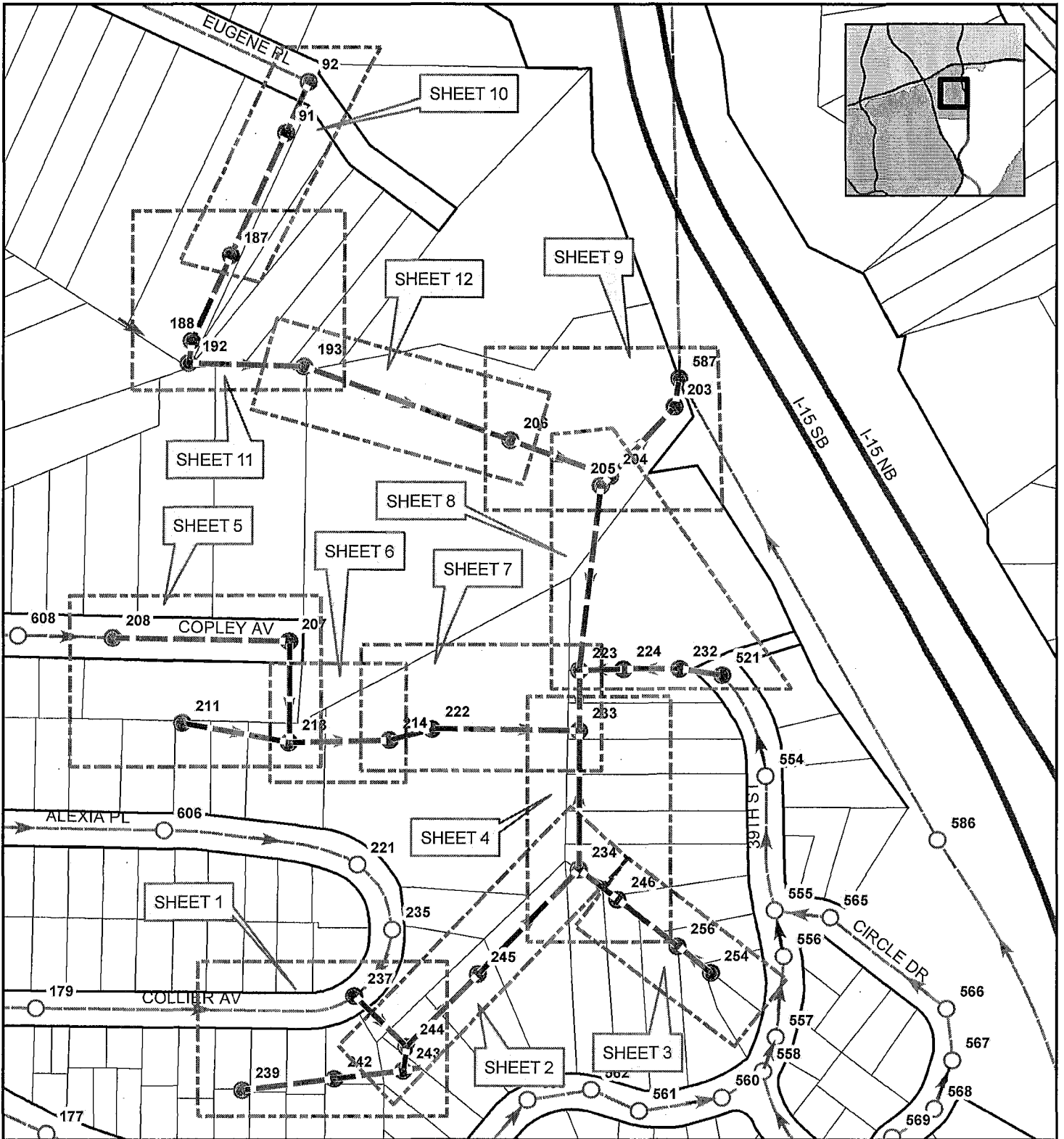


MID-CITY: NORMAL HEIGHTS

COUNCIL DISTRICT: 3

SAP ID: B00437 (S)





PUBLIC WORKS DEPARTMENT
 SENIOR ENGINEER:
 WENDY GAMBOA
 PROJECT MANAGER:
 MICHAEL NINH
 PROJECT ENGINEER:
 ROBERTO VEJAR-PARRA

**SEWER GROUP JOB 833
PIPELINE REHABILITATION
KEYMAP**

WBS: B-00437 (S)

LEGEND

- PROPOSED PIPELINE REHABILITATION
- PROP. MANHOLE REHABILITATION
- Exist. Sewer Mains
- Exist. Manhole

PUBLIC WORKS DEPARTMENT

SEWER GROUP JOB 833 PIPELINE REHABILITATION



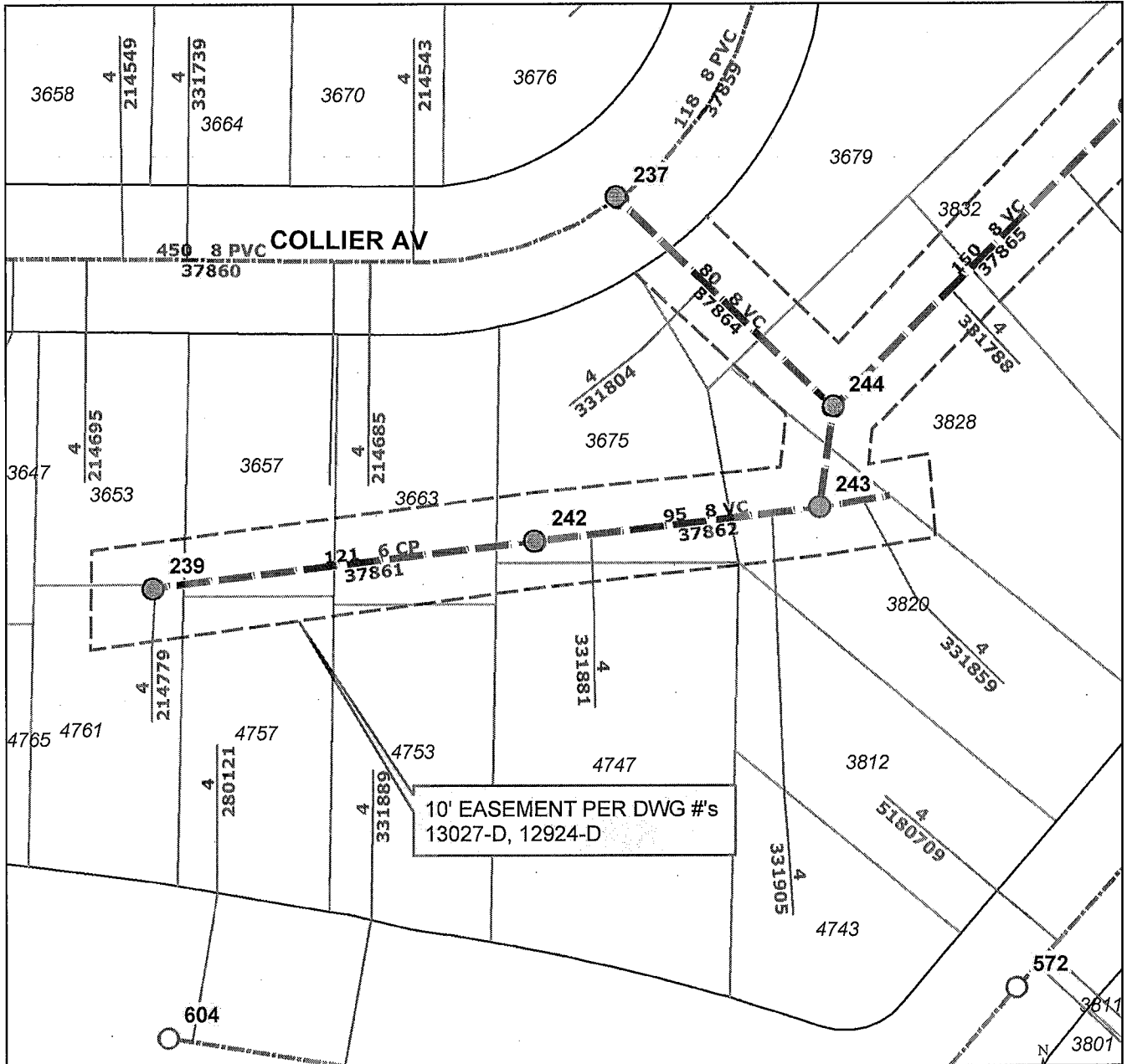
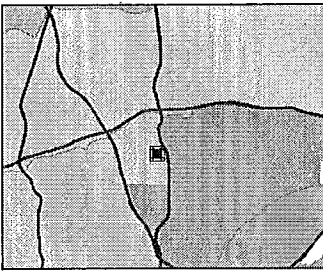
SENIOR ENGINEER
WENDY GAMBOA
(619) 235-1971

PROJECT MANAGER
MICHAEL NINH
(619) 533-7433

PROJECT ENGINEER
ROBERTO VEJAR-PARRA
(619) 533-5402

CONSTRUCTION PROJECT
INFORMATION LINE
(619) 533-4207


Right of Way Division



- PROP. PIPELINE REHABILITATION
- PROP. MANHOLE REHABILITATION
- EXISTING SEWER EASEMENT

SHEET 1

LENGTH, SIZE, MAT.
FSN



No Scale

MID-CITY: NORMAL HEIGHTS

COUNCIL DISTRICT: 3

WBS: B00437 (S)

Date: JULY 31, 2013



THIS MAP/DATA IS PROVIDED WITHOUT WARRANTY OF ANY KIND, EITHER EXPRESS OR IMPLIED, INCLUDING, BUT NOT LIMITED TO, THE IMPLIED WARRANTIES OR MERCHANTABILITY AND FITNESS FOR A PARTICULAR PURPOSE. Note: This product may contain information reproduced with permission granted by RAND McNALLY & COMPANY to SanGIS. This map is copyrighted by RAND McNALLY & COMPANY. It is unlawful to copy or reproduce all or any part thereof, whether for personal use or resale, without the prior, written permission of RAND McNALLY & COMPANY.

SEWER GROUP JOB 833 PIPELINE REHABILITATION




SENIOR ENGINEER
WENDY GAMBOA
(619) 235-1971

PROJECT MANAGER
MICHAEL NINH
(619) 533-7433

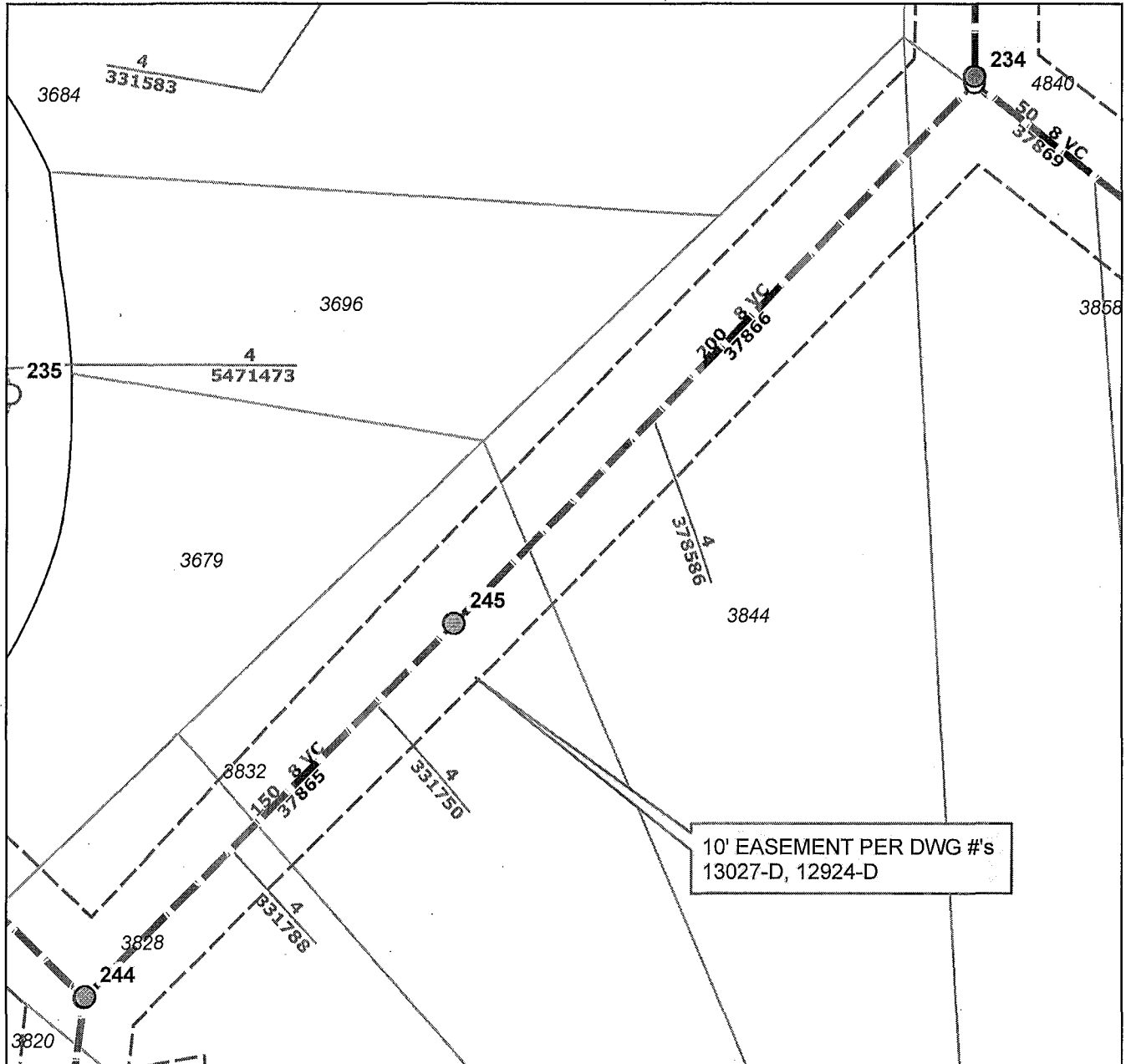
PROJECT ENGINEER
ROBERTO VEJAR-PARRA
(619) 533-5402

CONSTRUCTION PROJECT
INFORMATION LINE
(619) 533-4207

Right of Way Division



THIS MAP/DATA IS PROVIDED WITHOUT WARRANTY OF ANY KIND, EITHER EXPRESS OR IMPLIED, INCLUDING, BUT NOT LIMITED TO, THE IMPLIED WARRANTIES OR MERCHANTABILITY AND FITNESS FOR A PARTICULAR PURPOSE. Note: This product may contain information reproduced with permission from the SANDAG Regional Information System which cannot be reproduced without the written permission of SANDAG. This product may contain information reproduced with permission granted by RAND MCNALLY & COMPANY to SanGIS. This map is copyrighted by RAND MCNALLY & COMPANY. It is unlawful to copy or reproduce all or any part thereof, whether for personal use or resale, without the prior, written permission of RAND MCNALLY & COMPANY.




10' EASEMENT PER DWG #'s
13027-D, 12924-D

LEGEND

- PROP. PIPELINE REHABILITATION
- PROP. MANHOLE REHABILITATION
- EXISTING SEWER EASEMENT

SHEET 2

LENGTH, SIZE, MAT.
FSN



MID-CITY: NORMAL HEIGHTS

COUNCIL DISTRICT: 3

WBS: B00437 (S)

Date: JULY 31, 2013



SEWER GROUP JOB 833 PIPELINE REHABILITATION




SENIOR ENGINEER
WENDY GAMBOA
(619) 235-1971

PROJECT MANAGER
MICHAEL NINH
(619) 533-7433

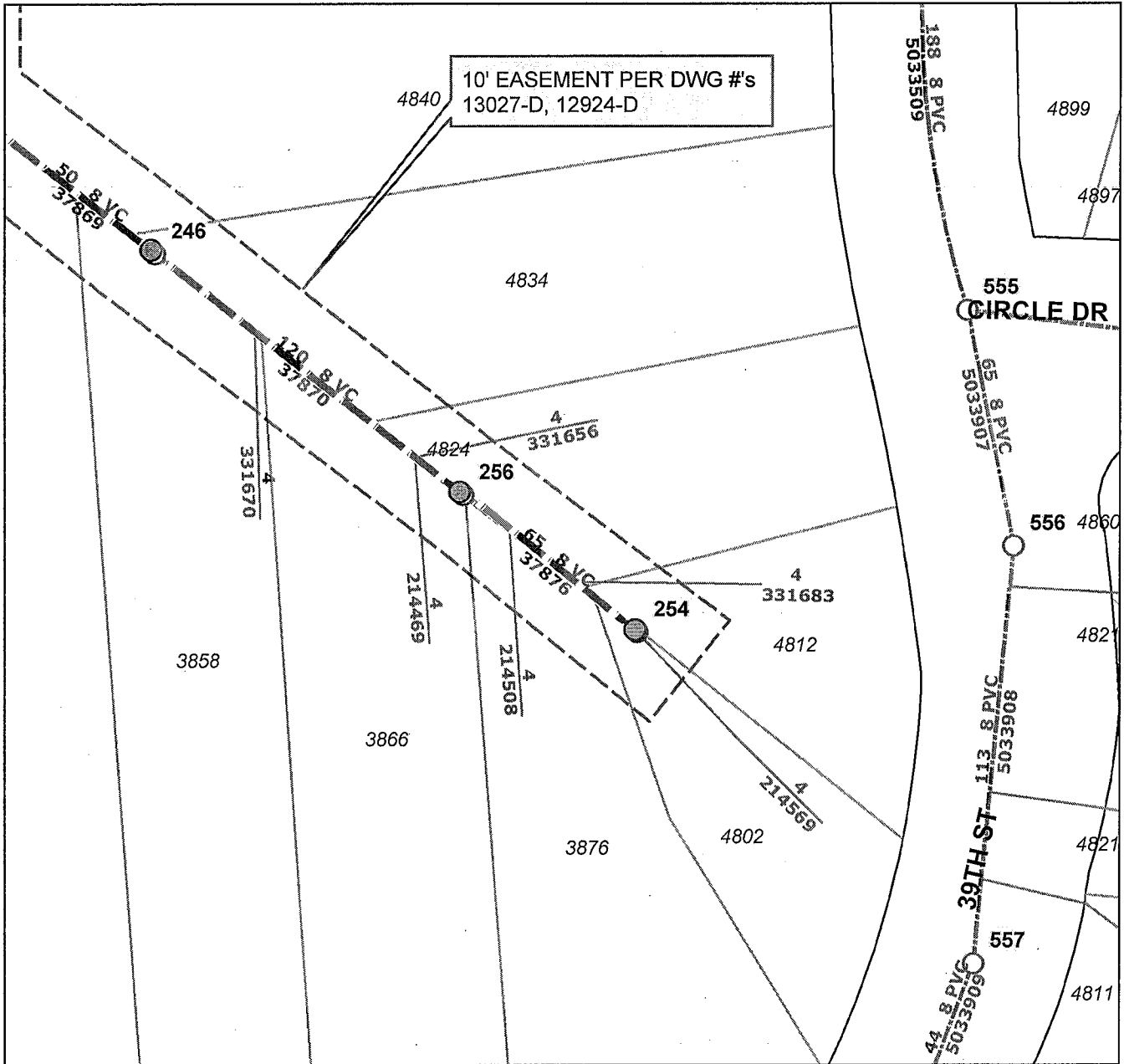
PROJECT ENGINEER
ROBERTO VEJAR-PARRA
(619) 533-5402

CONSTRUCTION PROJECT
INFORMATION LINE
(619) 533-4207

Right of Way Division



THIS MAP/DATA IS PROVIDED WITHOUT WARRANTY OF ANY KIND, EITHER EXPRESS OR IMPLIED, INCLUDING, BUT NOT LIMITED TO, THE IMPLIED WARRANTIES OR MERCHANTABILITY AND FITNESS FOR A PARTICULAR PURPOSE. Note: This product may contain information reproduced with permission granted by RAND McNALLY & COMPANY to SanGIS. This map is copyrighted by RAND McNALLY & COMPANY. It is unlawful to copy or reproduce all or any part thereof, whether for personal use or resale, without the prior, written permission of RAND McNALLY & COMPANY.

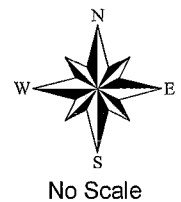


LEGEND

- PROP. PIPELINE REHABILITATION
- PROP. MANHOLE REHABILITATION
- EXISTING SEWER EASEMENT

SHEET 3

LENGTH, SIZE, MAT.
FSN



MID-CITY: NORMAL HEIGHTS



COUNCIL DISTRICT: 3



WBS: B00437 (S)

Date: JULY 31, 2013

SEWER GROUP JOB 833 PIPELINE REHABILITATION



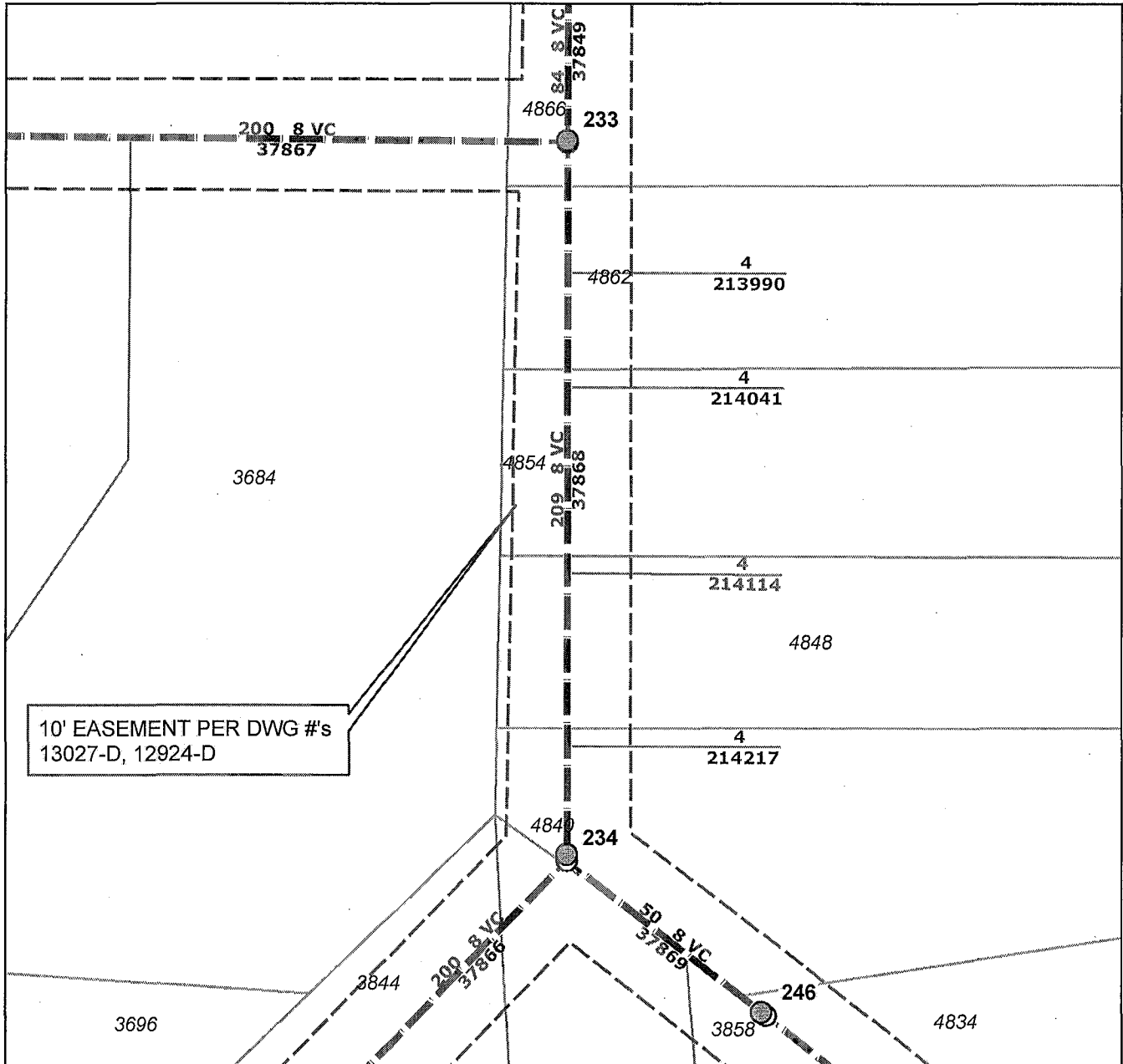

SENIOR ENGINEER
WENDY GAMBOA
(619) 235-1971

PROJECT MANAGER
MICHAEL NINH
(619) 533-7433

PROJECT ENGINEER
ROBERTO VEJAR-PARRA
(619) 533-5402

CONSTRUCTION PROJECT
INFORMATION LINE
(619) 533-4207

Right of Way Division




LEGEND

- PROP. PIPELINE REHABILITATION
- PROP. MANHOLE REHABILITATION
- EXISTING SEWER EASEMENT

SHEET 4

LENGTH, SIZE, MAT.
FSN



MID-CITY: NORMAL HEIGHTS

COUNCIL DISTRICT: 3

WBS: B00437 (S)

Date: JULY 31, 2013



THIS MAP/DATA IS PROVIDED WITHOUT WARRANTY OF ANY KIND, EITHER EXPRESS OR IMPLIED, INCLUDING, BUT NOT LIMITED TO, THE IMPLIED WARRANTIES OR MERCHANTABILITY AND FITNESS FOR A PARTICULAR PURPOSE. Note: This product may contain information reproduced with permission granted by RAND MCNALLY & COMPANY to SanGIS. This map is copyrighted by RAND MCNALLY & COMPANY. It is unlawful to copy or reproduce all or any part thereof, whether for personal use or resale, without the prior, written permission of RAND MCNALLY & COMPANY.

SEWER GROUP JOB 833 PIPELINE REHABILITATION



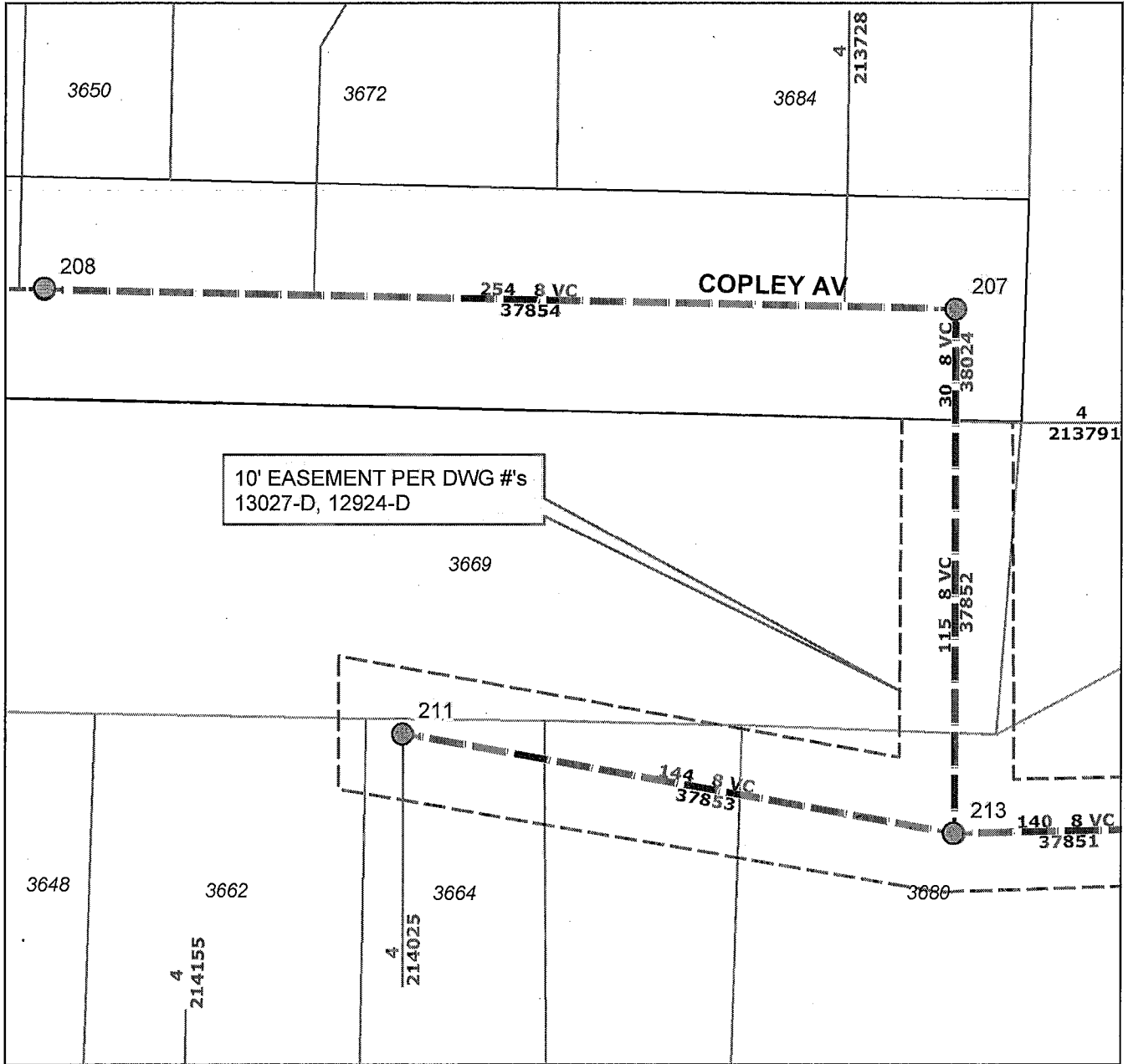

SENIOR ENGINEER
WENDY GAMBOA
(619) 235-1971

PROJECT MANAGER
MICHAEL NINH
(619) 533-7433

PROJECT ENGINEER
ROBERTO VEJAR-PARRA
(619) 533-5402

CONSTRUCTION PROJECT
INFORMATION LINE
(619) 533-4207

Right of Way Division




10' EASEMENT PER DWG #'s
13027-D, 12924-D

LEGEND

- PROP. PIPELINE REHABILITATION
- PROP. MANHOLE REHABILITATION
- EXISTING SEWER EASEMENT

SHEET 5

LENGTH, SIZE, MAT.
FSN



MID-CITY: NORMAL HEIGHTS

COUNCIL DISTRICT: 3

WBS: B00437 (S)

Date: JULY 31, 2013



THIS MAP/DATA IS PROVIDED WITHOUT WARRANTY OF ANY KIND, EITHER EXPRESS OR IMPLIED, INCLUDING, BUT NOT LIMITED TO, THE IMPLIED WARRANTIES OR MERCHANTABILITY AND FITNESS FOR A PARTICULAR PURPOSE. Note: This product may contain information reproduced with permission granted by RAND McNALLY & COMPANY to SanGIS. This map is copyrighted by RAND McNALLY & COMPANY. It is unlawful to copy or reproduce all or any part thereof, whether for personal use or resale, without the prior, written permission of RAND McNALLY & COMPANY.

SEWER GROUP JOB 833 PIPELINE REHABILITATION



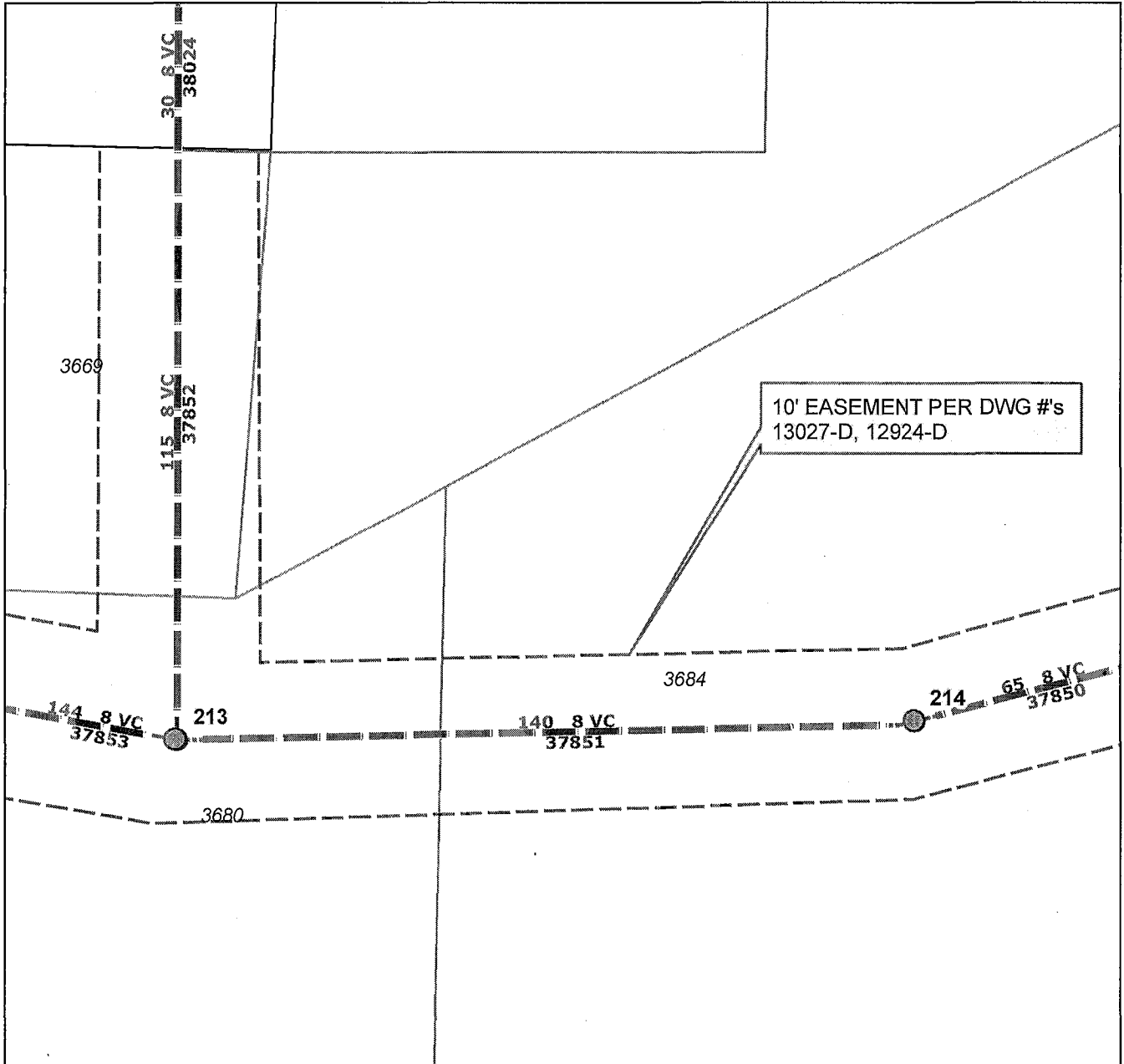
Right of Way Division

SENIOR ENGINEER
WENDY GAMBOA
(619) 235-1971

PROJECT MANAGER
MICHAEL NINH
(619) 533-7433

PROJECT ENGINEER
ROBERTO VEJAR-PARRA
(619) 533-5402

CONSTRUCTION PROJECT
INFORMATION LINE
(619) 533-4207




LEGEND

- PROP. PIPELINE REHABILITATION
- PROP. MANHOLE REHABILITATION
- EXISTING SEWER EASEMENT

SHEET 6

LENGTH, SIZE, MAT.
FSN



MID-CITY: NORMAL HEIGHTS

COUNCIL DISTRICT: 3

WBS: B00437 (S)

Date: JULY 31, 2013



THIS MAP/DATA IS PROVIDED WITHOUT WARRANTY OF ANY KIND, EITHER EXPRESS OR IMPLIED, INCLUDING, BUT NOT LIMITED TO, THE IMPLIED WARRANTIES OR MERCHANTABILITY AND FITNESS FOR A PARTICULAR PURPOSE. Note: This product may contain information reproduced with permission granted by RAND MCNALLY & COMPANY to SanGIS. This map is copyrighted by RAND MCNALLY & COMPANY. It is unlawful to copy or reproduce all or any part thereof, whether for personal use or resale, without the prior, written permission of RAND MCNALLY & COMPANY.

SEWER GROUP JOB 833 PIPELINE REHABILITATION




SENIOR ENGINEER
WENDY GAMBOA
(619) 235-1971

PROJECT MANAGER
MICHAEL NINH
(619) 533-7433

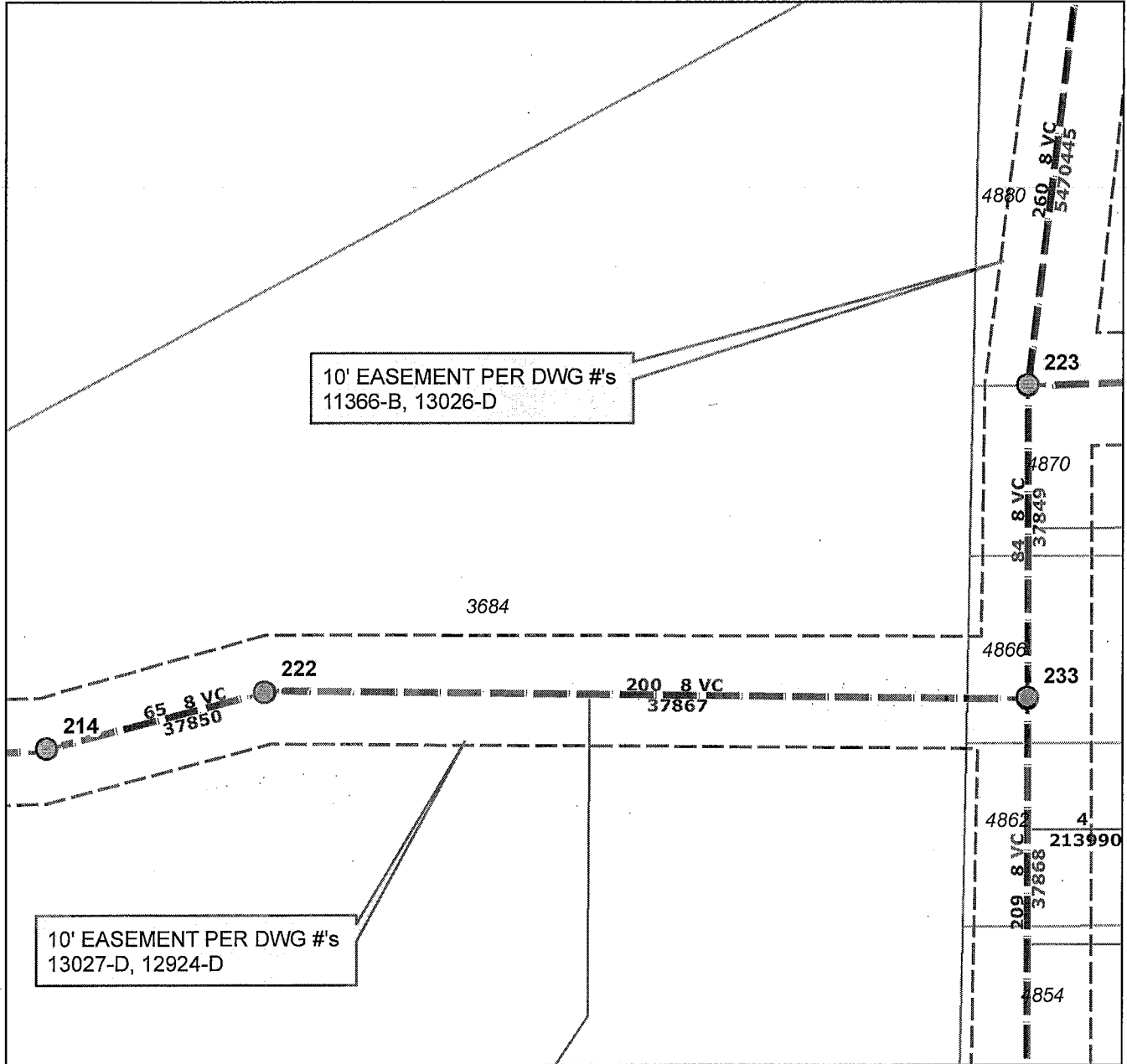
PROJECT ENGINEER
ROBERTO VEJAR-PARRA
(619) 533-5402

**CONSTRUCTION PROJECT
INFORMATION LINE**
(619) 533-4207

Right of Way Division



THIS MAP/DATA IS PROVIDED WITHOUT WARRANTY OF ANY KIND, EITHER EXPRESS OR IMPLIED, INCLUDING, BUT NOT LIMITED TO, THE IMPLIED WARRANTIES OR MERCHANTABILITY AND FITNESS FOR A PARTICULAR PURPOSE. Note: This product may contain information reproduced with permission granted by RAND McNALLY & COMPANY to SanGIS. This map is copyrighted by RAND McNALLY & COMPANY. It is unlawful to copy or reproduce all or any part thereof, whether for personal use or resale, without the prior, written permission of RAND McNALLY & COMPANY.

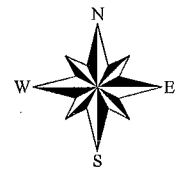


LEGEND

- PROP. PIPELINE REHABILITATION
- PROP. MANHOLE REHABILITATION
- EXISTING SEWER EASEMENT

SHEET 7

LENGTH, SIZE, MAT
FSN



No Scale

MID-CITY: NORMAL HEIGHTS

Date: JULY 31, 2013



COUNCIL DISTRICT: 3



WBS: B00437 (S)

SEWER GROUP JOB 833 PIPELINE REHABILITATION



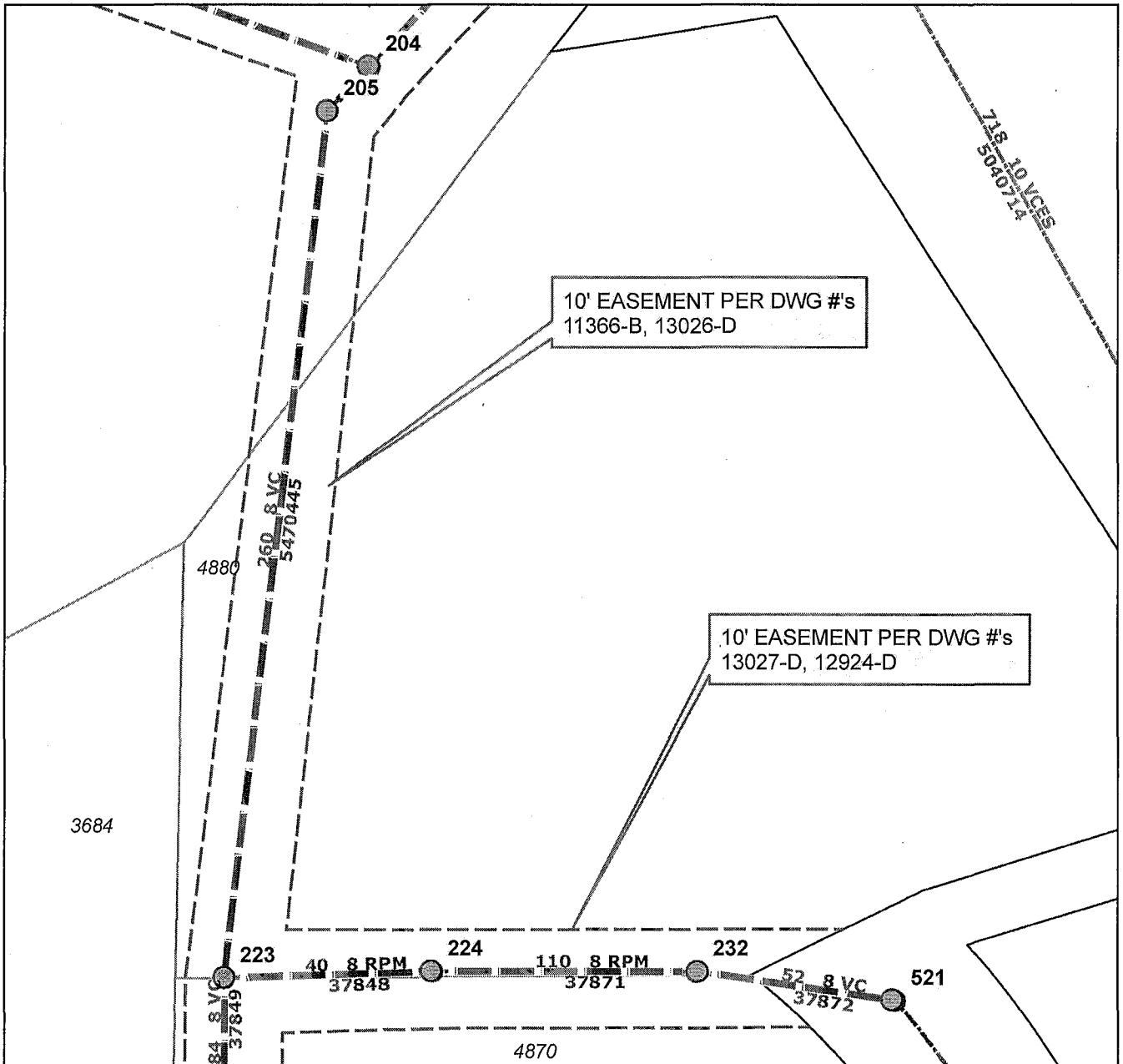
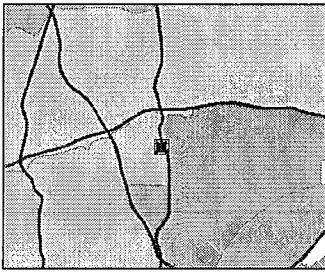
SENIOR ENGINEER
WENDY GAMBOA
(619) 235-1971

PROJECT MANAGER
MICHAEL NINH
(619) 533-7433

PROJECT ENGINEER
ROBERTO VEJAR-PARRA
(619) 533-5402

CONSTRUCTION PROJECT
INFORMATION LINE
(619) 533-4207

Right of Way Division




LEGEND

- PROP. PIPELINE REHABILITATION
- PROP. MANHOLE REHABILITATION
- EXISTING SEWER EASEMENT

SHEET 8

LENGTH, SIZE, MAT.
FSN



MID-CITY: NORMAL HEIGHTS

COUNCIL DISTRICT: 3

WBS: B00437 (S)

Date: JULY 31, 2013



THIS MAP/DATA IS PROVIDED WITHOUT WARRANTY OF ANY KIND, EITHER EXPRESS OR IMPLIED, INCLUDING, BUT NOT LIMITED TO, THE IMPLIED WARRANTIES OR MERCHANTABILITY AND FITNESS FOR A PARTICULAR PURPOSE. Note: This product may contain information reproduced with permission granted by RAND McNALLY & COMPANY to SanGIS. This map is copyrighted by RAND McNALLY & COMPANY. It is unlawful to copy or reproduce all or any part thereof, whether for personal use or resale, without the prior, written permission of RAND McNALLY & COMPANY.

SEWER GROUP JOB 833 PIPELINE REHABILITATION




SENIOR ENGINEER
WENDY GAMBOA
(619) 236-1971

PROJECT MANAGER
MICHAEL NINH
(619) 533-7433

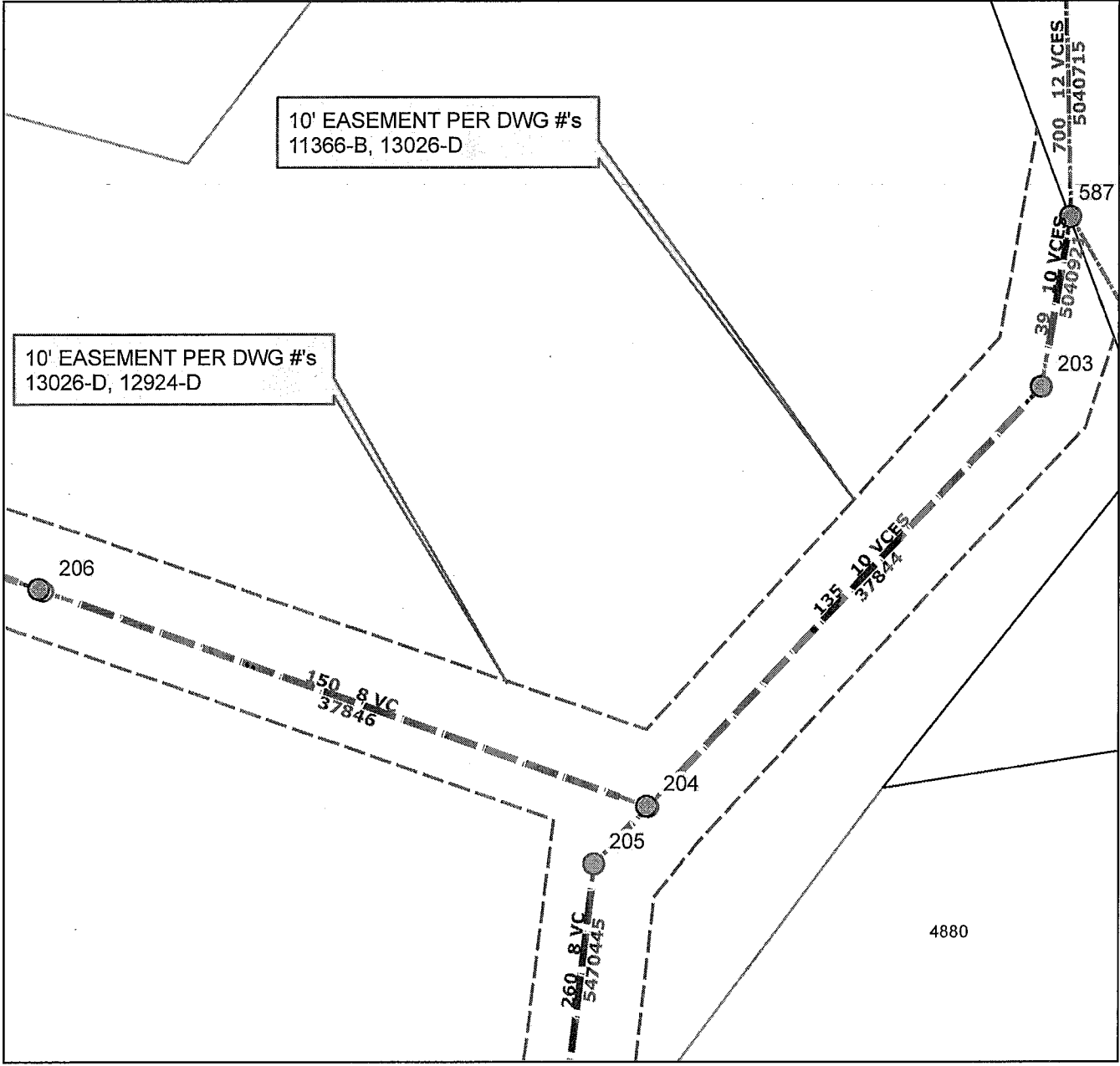
PROJECT ENGINEER
ROBERTO VEJAR-PARRA
(619) 533-5402

CONSTRUCTION PROJECT
INFORMATION LINE
(619) 533-4207

Right of Way Division



THIS MAP/DATA IS PROVIDED WITHOUT WARRANTY OF ANY KIND, EITHER EXPRESS OR IMPLIED, INCLUDING, BUT NOT LIMITED TO, THE IMPLIED WARRANTIES OR MERCHANTABILITY AND FITNESS FOR A PARTICULAR PURPOSE. Note: This product may contain information reproduced with permission granted by RAND McNALLY & COMPANY to SanGIS. This map is copyrighted by RAND McNALLY & COMPANY. It is unlawful to copy or reproduce all or any part thereof, whether for personal use or resale, without the prior written permission of RAND McNALLY & COMPANY.




LEGEND

- PROP. PIPELINE REHABILITATION
- PROP. MANHOLE REHABILITATION
- EXISTING SEWER EASEMENT

SHEET 9

LENGTH, SIZE, MAT
FSN



MID-CITY: NORMAL HEIGHTS

Date: JULY 31, 2013



COUNCIL DISTRICT: 3



WBS: B00437 (S)

SEWER GROUP JOB 833 PIPELINE REHABILITATION




Right of Way Division

SENIOR ENGINEER
WENDY GAMBOA
(619) 235-1971

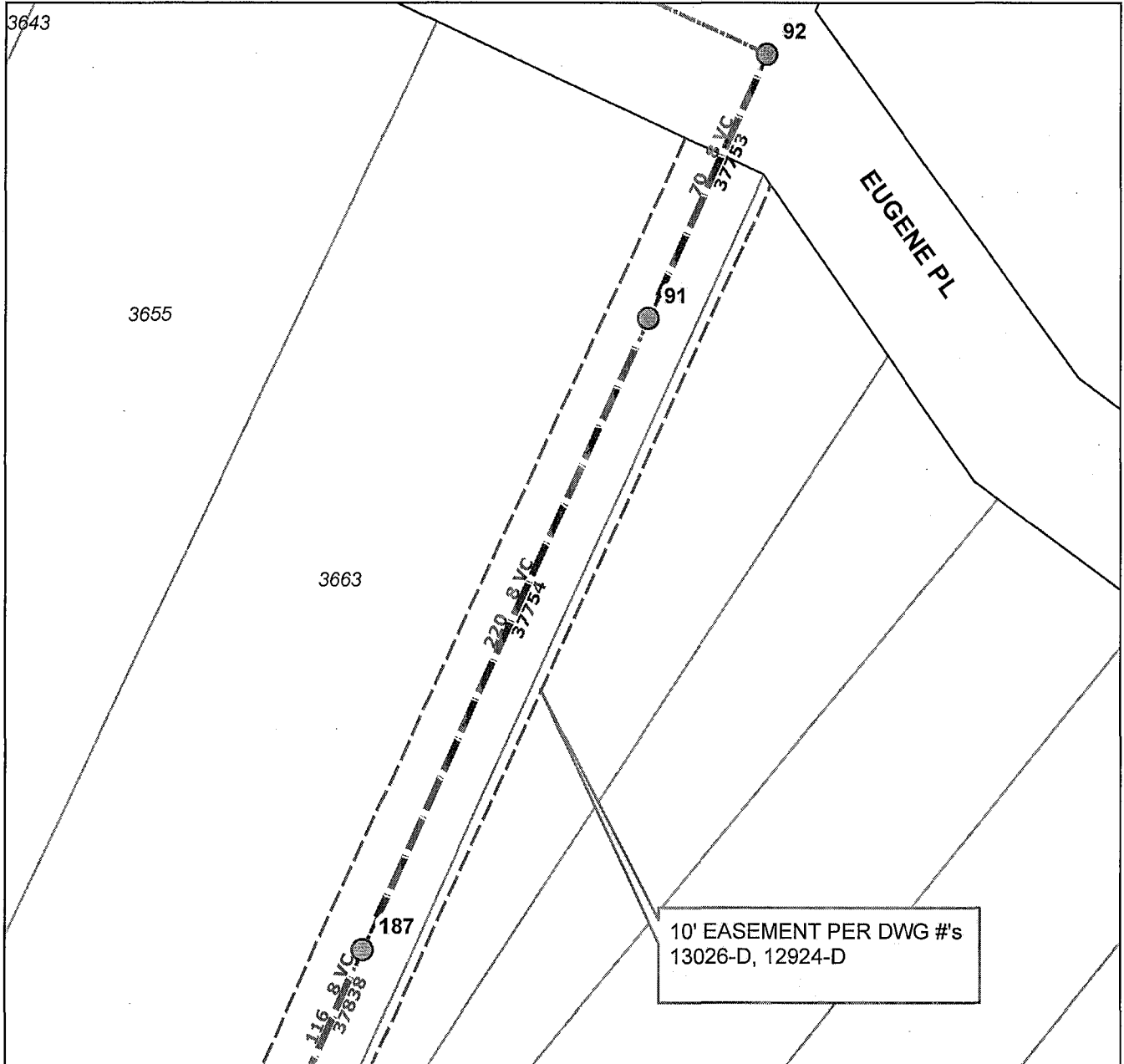
PROJECT MANAGER
MICHAEL NINH
(619) 533-7433

PROJECT ENGINEER
ROBERTO VEJAR-PARRA
(619) 533-5402

CONSTRUCTION PROJECT
INFORMATION LINE
(619) 533-4207



THIS MAP/DATA IS PROVIDED WITHOUT WARRANTY OF ANY KIND, EITHER EXPRESS OR IMPLIED, INCLUDING, BUT NOT LIMITED TO, THE IMPLIED WARRANTIES OR MERCHANTABILITY AND FITNESS FOR A PARTICULAR PURPOSE. Note: This product may contain information reproduced with permission granted by RAND McNALLY & COMPANY to SANDAG. This map is copyrighted by RAND McNALLY & COMPANY. It is unlawful to copy or reproduce all or any part thereof, whether for personal use or resale, without the prior, written permission of RAND McNALLY & COMPANY.




LEGEND

- PROP. PIPELINE REHABILITATION
- PROP. MANHOLE REHABILITATION
- EXISTING SEWER EASEMENT

SHEET 10

LENGTH, SIZE, MAT.
FSN



MID-CITY: NORMAL HEIGHTS



COUNCIL DISTRICT: 3



WBS: B00437 (S)

Date: JULY 31, 2013

SEWER GROUP JOB 833 PIPELINE REHABILITATION



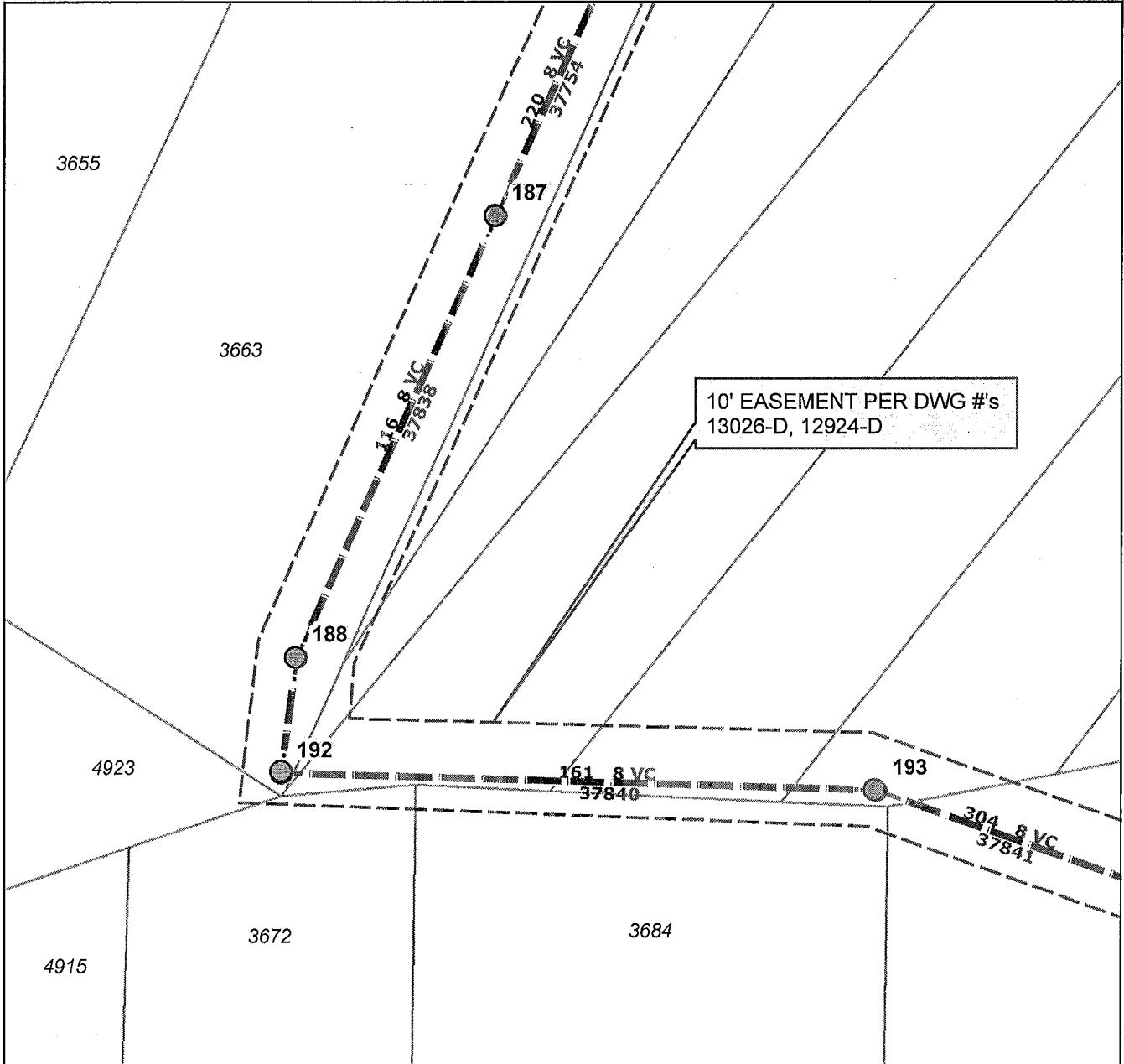
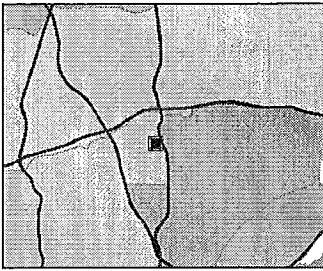
Right of Way Division

SENIOR ENGINEER
WENDY GAMBOA
(619) 235-1971

PROJECT MANAGER
MICHAEL NINH
(619) 533-7433

PROJECT ENGINEER
ROBERTO VEJAR-PARRA
(619) 533-5402

**CONSTRUCTION PROJECT
INFORMATION LINE**
(619) 533-4207

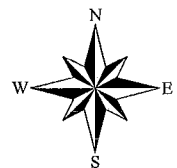


LEGEND

- PROP. PIPELINE REHABILITATION
- PROP. MANHOLE REHABILITATION
- EXISTING SEWER EASEMENT

SHEET 11

LENGTH, SIZE, MAT.
FSN



No Scale

MID-CITY: NORMAL HEIGHTS



COUNCIL DISTRICT: 3



WBS: B00437 (S)

Date: JULY 31, 2013

THIS MAP/DATA IS PROVIDED WITHOUT WARRANTY OF ANY KIND, EITHER EXPRESS OR IMPLIED, INCLUDING, BUT NOT LIMITED TO, THE IMPLIED WARRANTIES OR MERCHANTABILITY AND FITNESS FOR A PARTICULAR PURPOSE. Note: This product may contain information reproduced with permission granted by RAND MCNALLY & COMPANY to SanGIS. This map is copyrighted by RAND MCNALLY & COMPANY. It is unlawful to copy or reproduce all or any part thereof, whether for personal use or resale, without the prior, written permission of RAND MCNALLY & COMPANY.

SEWER GROUP JOB 833 PIPELINE REHABILITATION



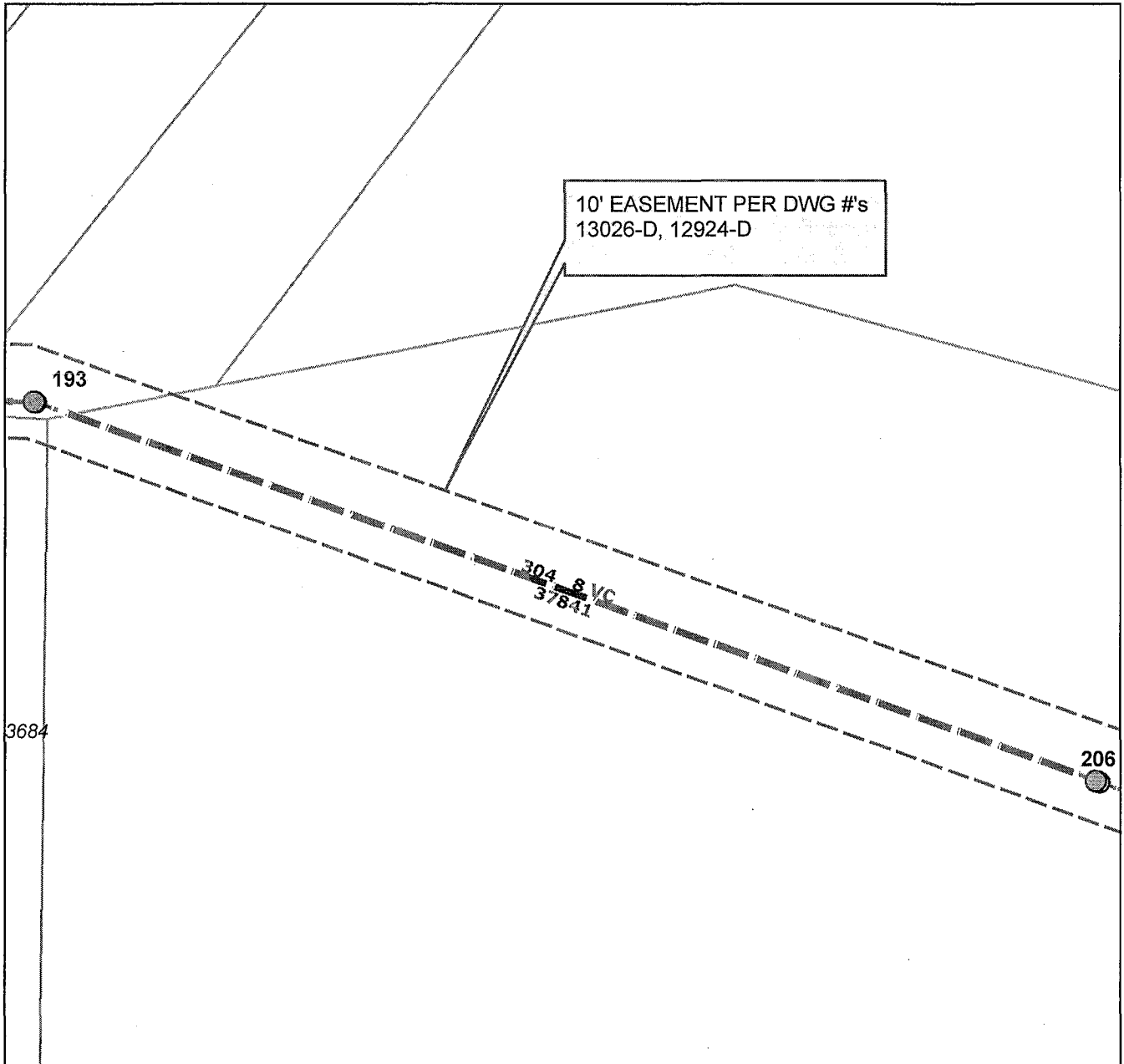
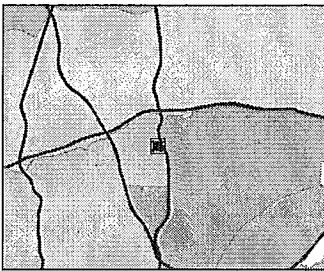
SENIOR ENGINEER
WENDY GAMBOA
(619) 235-1971

PROJECT MANAGER
MICHAEL NINH
(619) 533-7433

PROJECT ENGINEER
ROBERTO VEJAR-PARRA
(619) 533-5402

CONSTRUCTION PROJECT
INFORMATION LINE
(619) 533-4207

Right of Way Division



LEGEND

- PROP. PIPELINE REHABILITATION
- PROP. MANHOLE REHABILITATION
- EXISTING SEWER EASEMENT

SHEET 12

LENGTH, SIZE, MAT.
FSN



MID-CITY: NORMAL HEIGHTS

COUNCIL DISTRICT: 3

WBS: B00437 (S)

Date: JULY 31, 2013



THIS MAP/DATA IS PROVIDED WITHOUT WARRANTY OF ANY KIND, EITHER EXPRESS OR IMPLIED, INCLUDING, BUT NOT LIMITED TO, THE IMPLIED WARRANTIES OR MERCHANTABILITY AND FITNESS FOR A PARTICULAR PURPOSE. Note: This product may contain information reproduced with permission granted by RAND MCNALLY & COMPANY to SanGIS. This map is copyrighted by RAND MCNALLY & COMPANY. It is unlawful to copy or reproduce all or any part thereof, whether for personal use or resale, without the prior, written permission of RAND MCNALLY & COMPANY.

CONSTRUCTION NOTES:

1. Contractor shall coordinate with property owners the schedule of work within the easement areas and on private property prior to mobilization of work.
2. Vehicle access in canyon allowed along existing access path shown in Appendix L, all other access shall be by foot and is limited.
3. There shall be no Clearing or Grubbing.
4. Contractor shall replace in kind all existing improvements damaged during construction at no additional cost to the City.
5. Existing Sewer Laterals shall be sealed with LMK T-Liner shorty or Equal.

APPENDIX F

Storm Drain Inlet Protection Plan

SEWER GROUP JOB 833 PIPELINE REHABILITATION



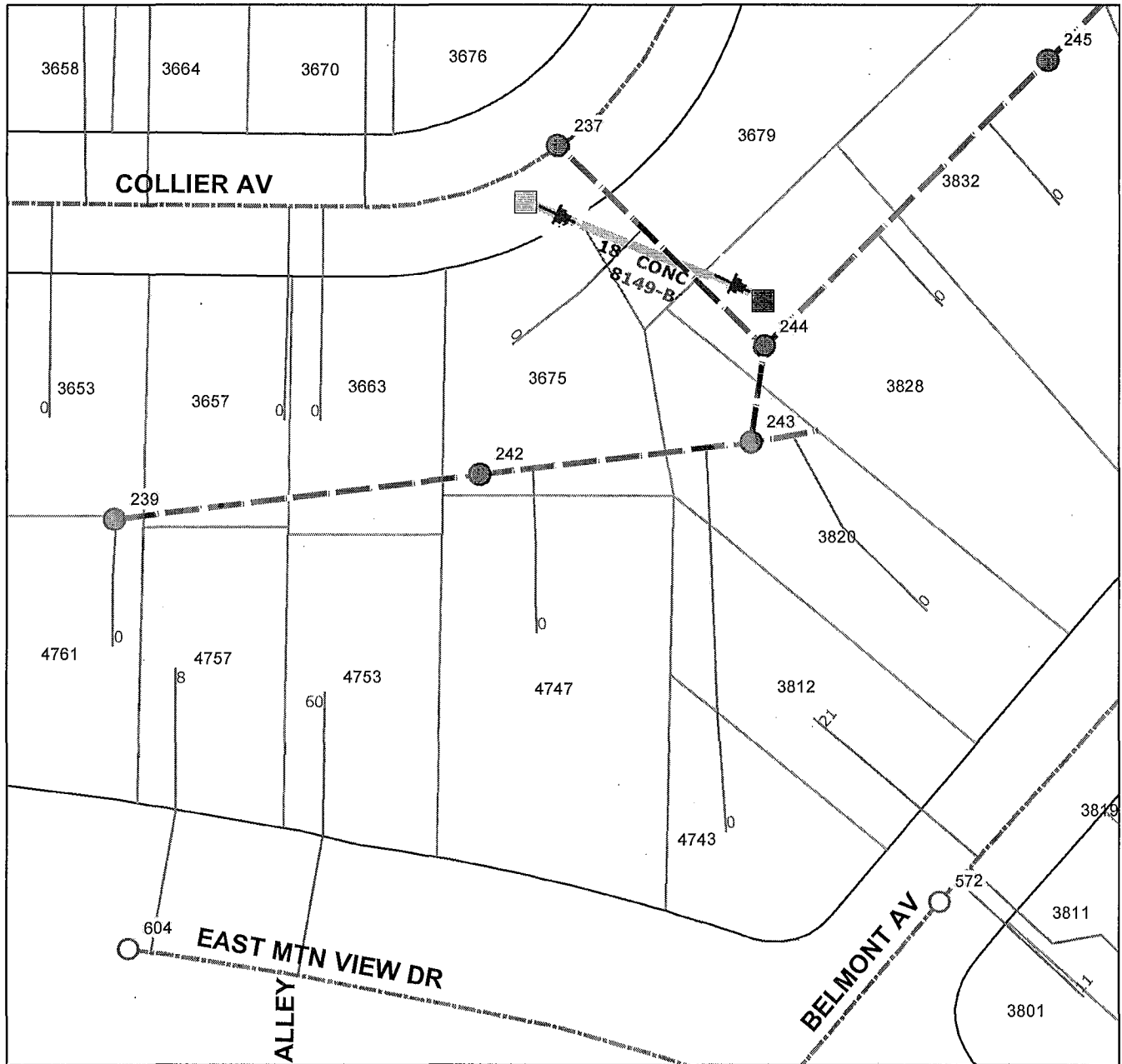

Right of Way Division

SENIOR ENGINEER
WENDY GAMBOA
(619) 235-1971

PROJECT MANAGER
MICHAEL NINH
(619) 533-7433

PROJECT ENGINEER
ROBERTO VEJAR-PARRA
(619) 533-5402

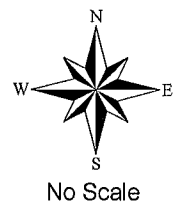
CONSTRUCTION PROJECT
INFORMATION LINE
(619) 533-4207



STORM DRAIN PROTECTION PLAN SHEET 1

LEGEND

- EXIST. STORM DRAIN PIPE
- STORM DRAIN FLOW
- STORM DRAIN INLET
- STORM DRAIN OUTLET
- PROP. PIPELINE REHABILITATION



MID-CITY: NORMAL HEIGHTS

COUNCIL DISTRICT: 3

WBS: B00437 (S)



Date: JULY 31, 2013

Sewer Group Job 833 Appendix F - Storm Drain Inlet Protection Plan Volume 1 of 2 (Rev. Jan. 2014)

THIS MAP/DATA IS PROVIDED WITHOUT WARRANTY OF ANY KIND, EITHER EXPRESS OR IMPLIED, INCLUDING, BUT NOT LIMITED TO, THE IMPLIED WARRANTIES OR MERCHANTABILITY AND FITNESS FOR A PARTICULAR PURPOSE. Note: This product may contain information reproduced with permission granted by RAND McNALLY & COMPANY to SanGIS. This map is copyrighted by RAND McNALLY & COMPANY. It is unlawful to copy or reproduce all or any part thereof, whether for personal use or resale, without the prior, written permission of RAND McNALLY & COMPANY.

SEWER GROUP JOB 833 PIPELINE REHABILITATION



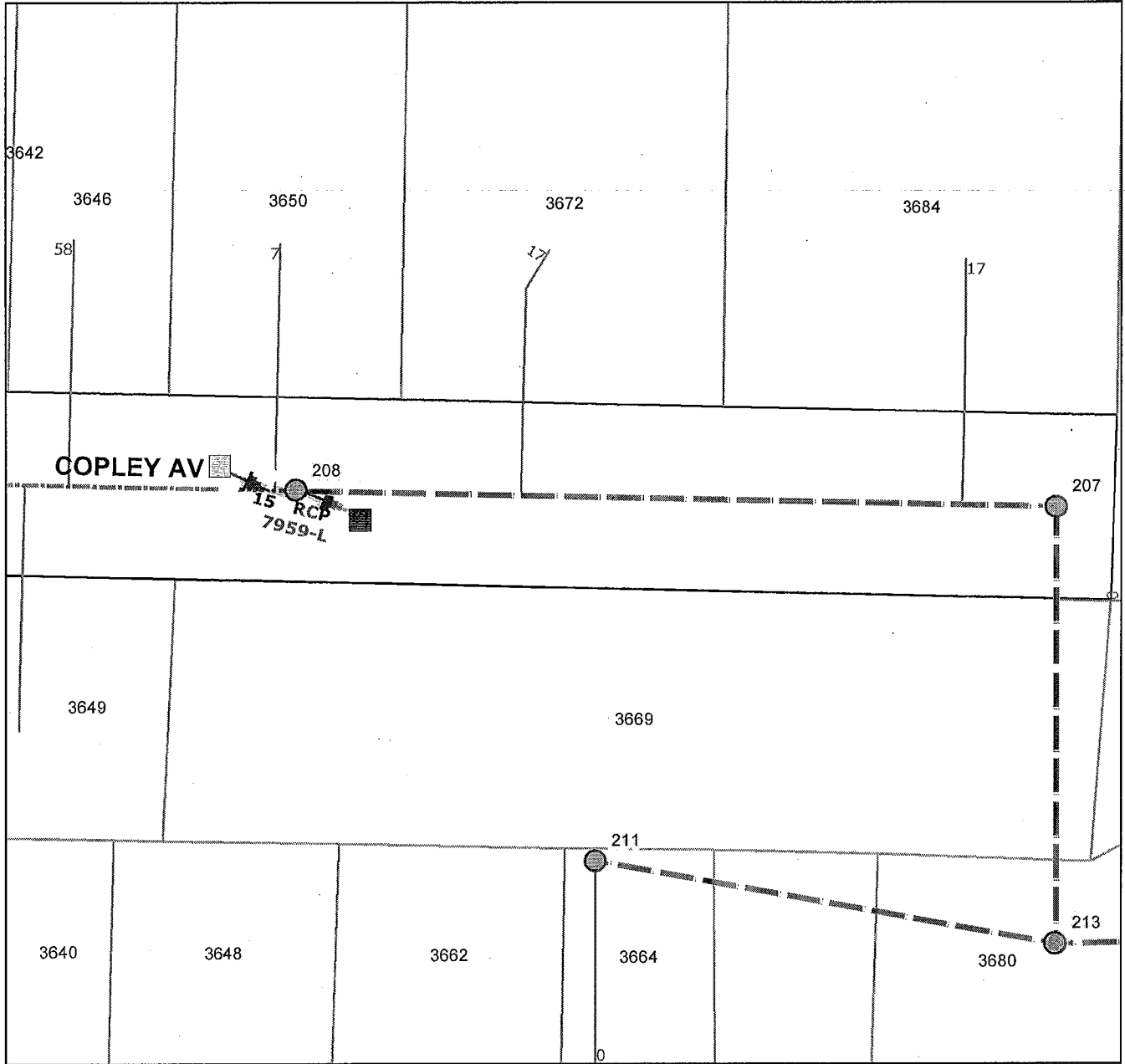

Right of Way Division

SENIOR ENGINEER
WENDY GAMBOA
(619) 235-1971

PROJECT MANAGER
MICHAEL NINH
(619) 533-7433

PROJECT ENGINEER
ROBERTO VEJAR-PARRA
(619) 533-5402


CONSTRUCTION PROJECT
INFORMATION LINE
(619) 533-4207



LEGEND

- EXIST. STORM DRAIN PIPE
- STORM DRAIN FLOW
- STORM DRAIN INLET
- STORM DRAIN OUTLET
- PROP. PIPELINE REHABILITATION

STORM DRAIN PROTECTION PLAN SHEET 5



No Scale

MID-CITY: NORMAL HEIGHTS

COUNCIL DISTRICT: 3

WBS: B00437 (S)

Date: JULY 31, 2013



THIS MAP/DATA IS PROVIDED WITHOUT WARRANTY OF ANY KIND, EITHER EXPRESS OR IMPLIED, INCLUDING, BUT NOT LIMITED TO, THE IMPLIED WARRANTIES OR MERCHANTABILITY AND FITNESS FOR A PARTICULAR PURPOSE. Note: This product may contain information reproduced with permission granted by RAND MCNALLY & COMPANY to SanGIS. This map is copyrighted by RAND MCNALLY & COMPANY. It is unlawful to copy or reproduce all or any part thereof, whether for personal use or resale, without the prior, written permission of RAND MCNALLY & COMPANY.

SEWER GROUP JOB 833 PIPELINE REHABILITATION



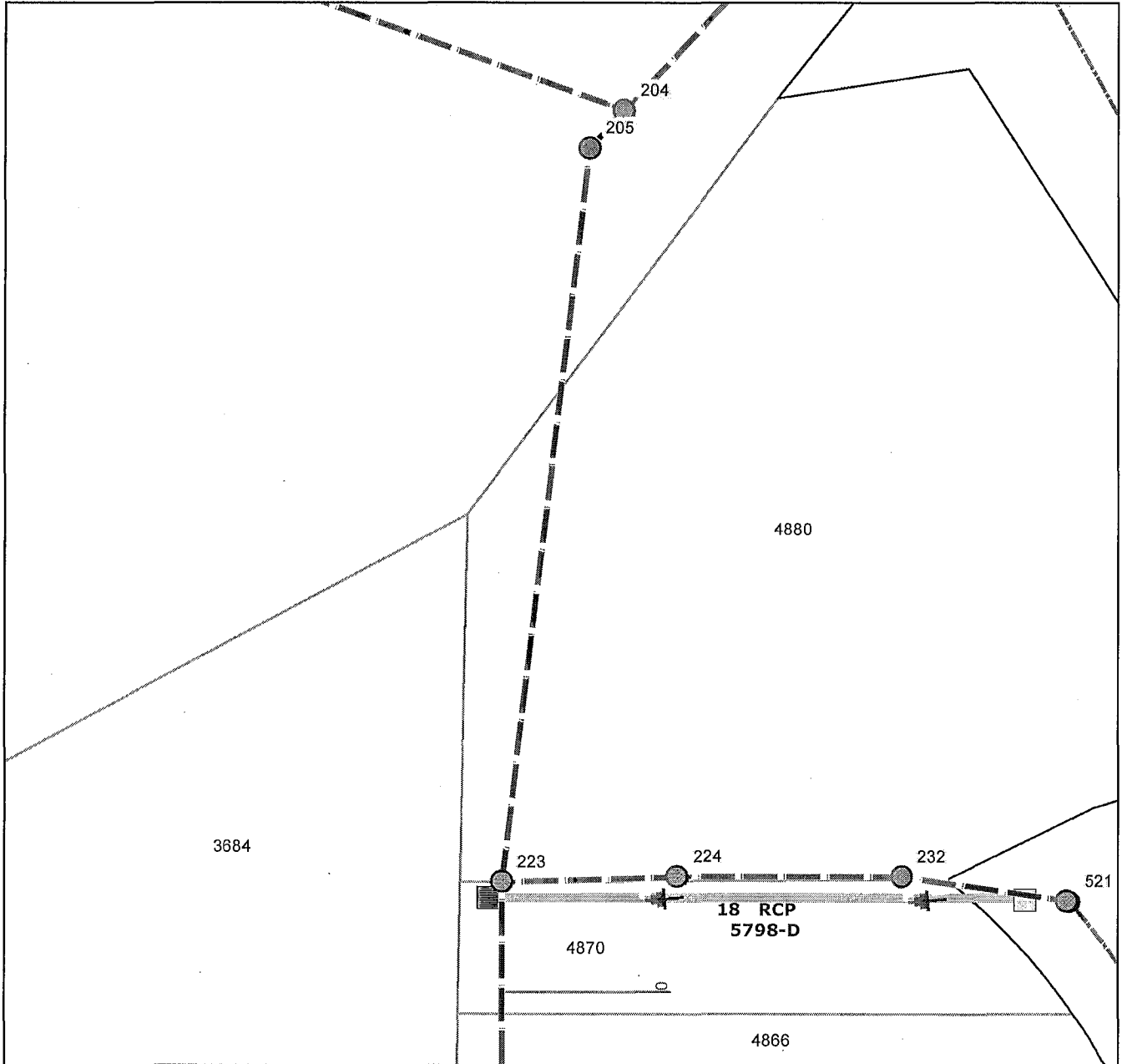
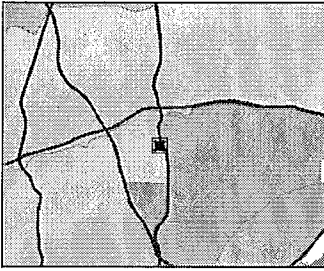
SENIOR ENGINEER
WENDY GAMBOA
(619) 235-1971

PROJECT MANAGER
MICHAEL NINH
(619) 533-7433

PROJECT ENGINEER
ROBERTO VEJAR-PARRA
(619) 533-5402

CONSTRUCTION PROJECT
INFORMATION LINE
(619) 533-4207


Right of Way Division



STORM DRAIN PROTECTION PLAN SHEET 8

LEGEND

- EXIST. STORM DRAIN PIPE
- STORM DRAIN INLET
- STORM DRAIN FLOW
- STORM DRAIN OUTLET
- PROP. PIPELINE REHABILITATION



MID-CITY: NORMAL HEIGHTS



COUNCIL DISTRICT: 3



WBS: B00437 (S)

Date: JULY 31, 2013

Sewer Group Job 833 Appendix F - Storm Drain Inlet Protection Plan Volume 1 of 2 (Rev. Jan. 2014)

THIS MAP/DATA IS PROVIDED WITHOUT WARRANTY OF ANY KIND, EITHER EXPRESS OR IMPLIED, INCLUDING, BUT NOT LIMITED TO, THE IMPLIED WARRANTIES OR MERCHANTABILITY AND FITNESS FOR A PARTICULAR PURPOSE. Note: This product may contain information reproduced with permission granted by RAND MCNALLY & COMPANY to SanGIS. This map is copyrighted by RAND MCNALLY & COMPANY. It is unlawful to copy or reproduce all or any part thereof, whether for personal use or resale, without the prior written permission of RAND MCNALLY & COMPANY.

SEWER GROUP JOB 833 PIPELINE REHABILITATION



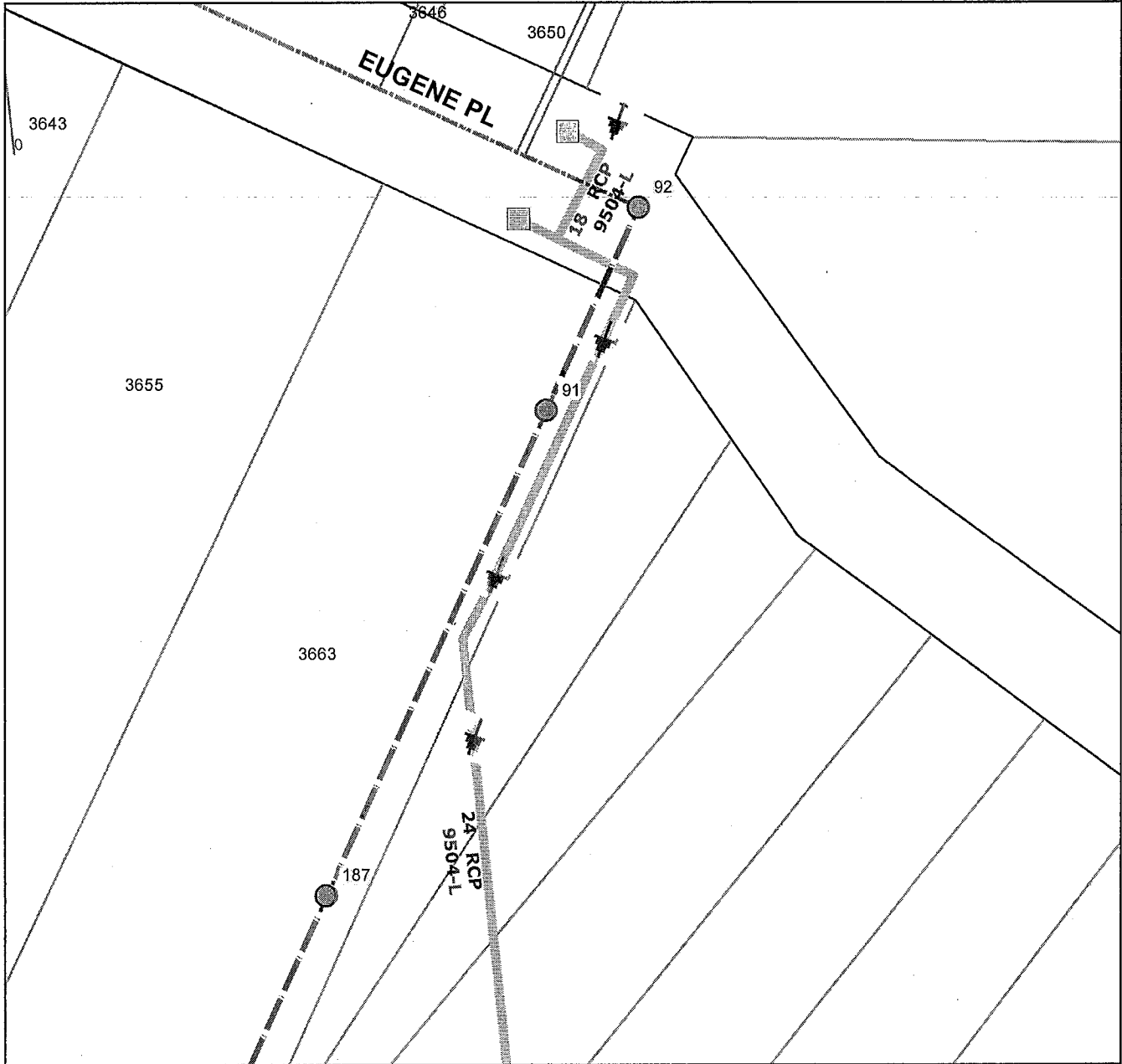
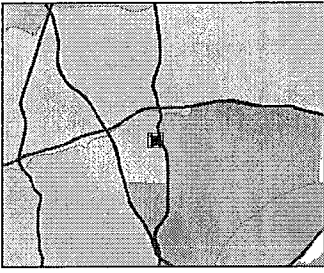
Right of Way Division

SENIOR ENGINEER
WENDY GAMBOA
(619) 235-1971

PROJECT MANAGER
MICHAEL NINH
(619) 533-7433

PROJECT ENGINEER
ROBERTO VEJAR-PARRA
(619) 533-5402

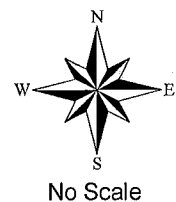
CONSTRUCTION PROJECT
INFORMATION LINE
(619) 533-4207



STORM DRAIN PROTECTION PLAN SHEET 10

LEGEND

- EXIST. STORM DRAIN PIPE
- STORM DRAIN FLOW
- STORM DRAIN INLET
- STORM DRAIN OUTLET
- PROP. PIPELINE REHABILITATION



MID-CITY: NORMAL HEIGHTS



COUNCIL DISTRICT: 3



WBS: B00437 (S)

Date: JULY 31, 2013

Sewer Group Job 833 Appendix F - Storm Drain Inlet Protection Plan Volume 1 of 2 (Rev. Jan. 2014)

THIS MAP/DATA IS PROVIDED WITHOUT WARRANTY OF ANY KIND, EITHER EXPRESS OR IMPLIED, INCLUDING, BUT NOT LIMITED TO, THE IMPLIED WARRANTIES OR MERCHANTABILITY AND FITNESS FOR A PARTICULAR PURPOSE. Note: This product may contain information reproduced with permission granted by RAND McNALLY & COMPANY to SanGIS. This map is copyrighted by RAND McNALLY & COMPANY. It is unlawful to copy or reproduce all or any part thereof, whether for personal use or resale, without the prior, written permission of RAND McNALLY & COMPANY.

SEWER GROUP JOB 833 PIPELINE REHABILITATION



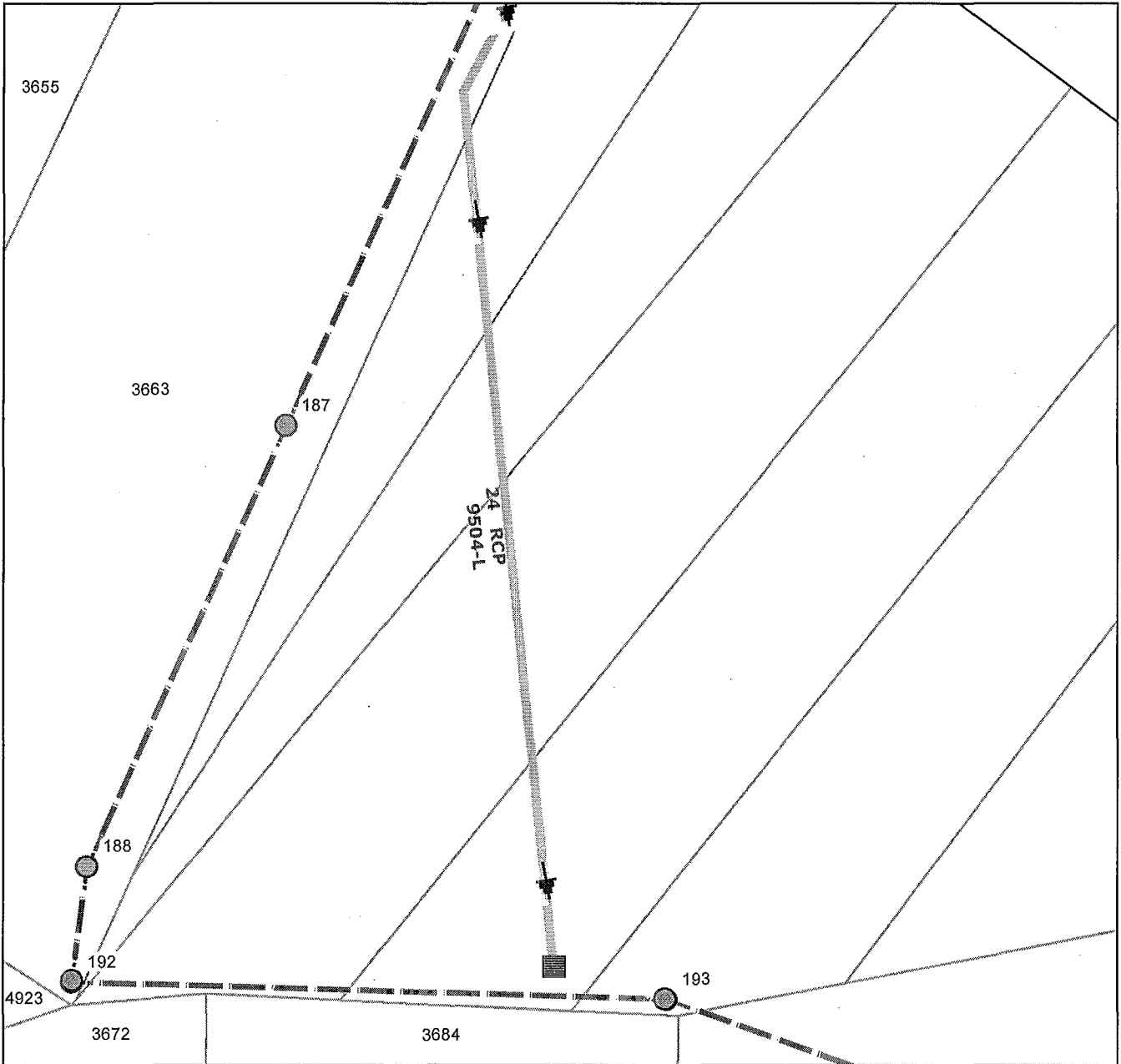
SENIOR ENGINEER
WENDY GAMBOA
(619) 235-1971

PROJECT MANAGER
MICHAEL NINH
(619) 533-7433

PROJECT ENGINEER
ROBERTO VEJAR-PARRA
(619) 533-5402

CONSTRUCTION PROJECT
INFORMATION LINE
(619) 533-4207

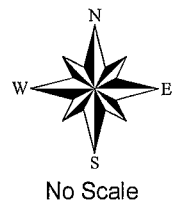
Right of Way Division



STORM DRAIN PROTECTION PLAN SHEET 11

LEGEND

- EXIST. STORM DRAIN PIPE
- STORM DRAIN FLOW
- STORM DRAIN INLET
- STORM DRAIN OUTLET
- PROP. PIPELINE REHABILITATION



MID-CITY: NORMAL HEIGHTS

COUNCIL DISTRICT: 3

WBS: B00437 (S)



Date: JULY 31, 2013

THIS MAP/DATA IS PROVIDED WITHOUT WARRANTY OF ANY KIND, EITHER EXPRESS OR IMPLIED, INCLUDING, BUT NOT LIMITED TO, THE IMPLIED WARRANTIES OR MERCHANTABILITY AND FITNESS FOR A PARTICULAR PURPOSE. Note: This product may contain information reproduced with permission granted by RAND MCNALLY & COMPANY to SanGIS. This map is copyrighted by RAND MCNALLY & COMPANY. It is unlawful to copy or reproduce all or any part thereof, whether for personal use or resale, without the prior, written permission of RAND MCNALLY & COMPANY.

APPENDIX G

Sewer Pipeline Rehabilitation Scope of Work

SEWER GROUP JOB 833 - PIPELINE REHABILITATION

SEWER PIPELINE REHABILITATION SCOPE OF WORK

SHEET No.	FROM DS MH ID #	TO US MH ID #	FSN	FACILITY TYPE	STREET NAME	LENGTH (FT)	EXISTING SIZE (IN)	EXISTING PIPE MATERIAL	QTY. OF LATERAL CONNECTIONS	PROPOSED WORK	d/D	SLOPE %	FIELD BOOK	COMMUNITY NAME	COUNCIL DISTRICT	REMARKS
1	242	239	37861	SEWER MAIN	CANYON EASEMENT	121	6	CP	4	MAIN REHAB	1	16.74	I17S	NORMAL HEIGHTS	3	
	243	242	37862	SEWER MAIN	CANYON EASEMENT	95	8	VC	1	MAIN REHAB	1.15	12.02	I17S	NORMAL HEIGHTS	3	
	244	243	37863	SEWER MAIN	CANYON EASEMENT	40	8	VC	2	MAIN REHAB	1.45	21.70	I17S	NORMAL HEIGHTS	3	
	243	229 (DE)	37922	SEWER MAIN	CANYON EASEMENT	19	8	VC	1	MAIN REHAB	1	7.75	I17S	NORMAL HEIGHTS	3	NO CCTV / DEAD END (DE)
	244	237	37864	SEWER MAIN	CANYON EASEMENT	80	8	VC	2	MAIN REHAB	6.45	31.00	I17S	NORMAL HEIGHTS	3	
2	245	244	37865	SEWER MAIN	CANYON EASEMENT	150	8	VC	2	MAIN REHAB	7.91	14.85	I17S	NORMAL HEIGHTS	3	
	234	245	37866	SEWER MAIN	CANYON EASEMENT	200	8	VC	1	MAIN REHAB	9.05	9.50	I17S	NORMAL HEIGHTS	3	
3	256	254	37876	SEWER MAIN	CANYON EASEMENT	65	8	VC	2	MAIN REHAB	2.09	7.10	I17S	NORMAL HEIGHTS	3	
	246	256	37870	SEWER MAIN	CANYON EASEMENT	120	8	VC	3	MAIN REHAB	2.61	39.20	I17S	NORMAL HEIGHTS	3	NO CCTV
4	234	246	37869	SEWER MAIN	CANYON EASEMENT	50	8	VC	0	MAIN REHAB	2.87	26.00	I17S	NORMAL HEIGHTS	3	CCTV INCOMPLETE
	233	234	37868	SEWER MAIN	CANYON EASEMENT	209	8	VC	4	MAIN REHAB	9.41	11.24	I17S	NORMAL HEIGHTS	3	
5	213	211	37853	SEWER MAIN	CANYON EASEMENT	144	8	VC	1	MAIN REHAB	1.15	16.00	I17S	NORMAL HEIGHTS	3	
	207	208	37854	SEWER MAIN	COPLY AV	254	8	VC	3	MAIN REHAB	13.98	4.93	I17S	NORMAL HEIGHTS	3	
	600	207	38024	SEWER MAIN	CANYON EASEMENT	30	8	VC	0	MAIN REHAB	13.72	5.90	I17S	NORMAL HEIGHTS	3	
	213	600	37852	SEWER MAIN	CANYON EASEMENT	115	8	VC	2	MAIN REHAB	9.08	33.00	I17S	NORMAL HEIGHTS	3	
6	214	213	37851	SEWER MAIN	CANYON EASEMENT	140	8	VC	0	MAIN REHAB	11.47	12.90	I17S	NORMAL HEIGHTS	3	
7	222	214	37850	SEWER MAIN	CANYON EASEMENT	65	8	VC	0	MAIN REHAB	19.18	1.50	I17S	NORMAL HEIGHTS	3	
	233	222	37867	SEWER MAIN	CANYON EASEMENT	200	8	VC	0	MAIN REHAB	11.33	14.75	I17S	NORMAL HEIGHTS	3	CCTV INCOMPLETE
	223	233	37849	SEWER MAIN	CANYON EASEMENT	84	8	VC	1	MAIN REHAB	14.16	10.50	I17S	NORMAL HEIGHTS	3	

SEWER GROUP JOB 833 - PIPELINE REHABILITATION

SEWER PIPELINE REHABILITATION SCOPE OF WORK

8	232	521	37872	SEWER MAIN	CANYON EASEMENT	52	8	VC	1	MAIN REHAB	13.26	3.80	117S	NORMAL HEIGHTS	3	
	224	232	37871	SEWER MAIN	CANYON EASEMENT	110	8	RPM	0	MAIN REHAB	6.95	60.00	117S	NORMAL HEIGHTS	3	NO CCTV
	223	224	37848	SEWER MAIN	CANYON EASEMENT	40	8	RPM	0	MAIN REHAB	7.23	33.80	117S	NORMAL HEIGHTS	3	
	205	223	5470445	SEWER MAIN	CANYON EASEMENT	260	8	VC	0	MAIN REHAB	18.52	6.80	117S	NORMAL HEIGHTS	3	
9	204	205	37845	SEWER MAIN	CANYON EASEMENT	18	8	VC	0	MAIN REHAB	15.69	11.90	117S	NORMAL HEIGHTS	3	
	203	204	37844	SEWER MAIN	CANYON EASEMENT	135	10	VCES	0	MAIN REHAB	31.00	0.63	117S	NORMAL HEIGHTS	3	
	587	203	5040921	SEWER MAIN	CANYON EASEMENT	39	10	VCES	0	MAIN REHAB	28	0.36	117S	NORMAL HEIGHTS	3	NO CCTV
	204	206	37846	SEWER MAIN	CANYON EASEMENT	150	8	VC	0	MAIN REHAB	15.50	8.43	117S	NORMAL HEIGHTS	3	
10	91	92	37753	SEWER MAIN	CANYON EASEMENT	70	8	VC	0	MAIN REHAB	7.01	17.19	117S	EUGENE PLACE	3	
	187	91	37754	SEWER MAIN	CANYON EASEMENT	220	8	VC	1	MAIN REHAB	19.06	3.30	117S	NORMAL HEIGHTS	3	
11	188	187	37838	SEWER MAIN	CANYON EASEMENT	116	8	VC	0	MAIN REHAB	10.09	45.90	117S	NORMAL HEIGHTS	3	
	192	188	37839	SEWER MAIN	CANYON EASEMENT	20	8	VC	0	MAIN REHAB	12.94	10.83	117S	NORMAL HEIGHTS	3	
	193	192	37840	SEWER MAIN	CANYON EASEMENT	161	8	VC	0	MAIN REHAB	23.51	1.55	117S	NORMAL HEIGHTS	3	
12	193	206	37841	SEWER MAIN	CANYON EASEMENT	304	8	VC	0	MAIN REHAB	14.32	11.70	117S	NORMAL HEIGHTS	3	

TOTAL 6" SEWER PIPELINE REHABILITATION =	121	LF
TOTAL 8" SEWER PIPELINE REHABILITATION =	3,581	LF
TOTAL 10" SEWER PIPELINE REHABILITATION =	174	LF
TOTAL SEWER PIPELINE REHABILITATION =	3,876	LF
	0.73	MI
TOTAL LATERALS =	31	EA
TOTAL MANHOLE REHABILITATION =	32	EA

APPENDIX H

Sewer Manhole Rehabilitation Scope of Work

SEWER GROUP JOB 833 - PIPELINE REHABILITATION

MANHOLE REHABILITATION SCOPE OF WORK

SHEET No.	FSN	FACILITY TYPE	MANHOLE ID #	STREET NAME	EXISTING SIZE (FT)	EXIST. PIPE MATERIAL	EXISTING MH DEPTH (FT)	PROPOSED WORK	FIELD BOOK	REMARKS
1	104900	SEWER MANHOLE	239	CANYON EASEMENT	3x4	CONCRETE	3	REHAB	I17S	
	104902	SEWER MANHOLE	242	CANYON EASEMENT	3x4	CONCRETE	7	REHAB	I17S	
	104903	SEWER MANHOLE	243	CANYON EASEMENT	3x4	CONCRETE	14	REHAB	I17S	
	104899	SEWER MANHOLE	237	COLLIER AV	3x4	CONCRETE	11	REHAB	I17S	
	104904	SEWER MANHOLE	244	CANYON EASEMENT	3x4	CONCRETE	9	REHAB	I17S	
2	104905	SEWER MANHOLE	245	CANYON EASEMENT	3x4	CONCRETE	6	REHAB	I17S	
3	104914	SEWER MANHOLE	254	CANYON EASEMENT	3x4	CONCRETE	6	REHAB	I17S	
	104916	SEWER MANHOLE	256	CANYON EASEMENT	3x4	CONCRETE	5	REHAB	I17S	
4	104906	SEWER MANHOLE	246	CANYON EASEMENT	3x4	CONCRETE	8	REHAB	I17S	
	104897	SEWER MANHOLE	234	CANYON EASEMENT	3x4	CONCRETE	6	REHAB	I17S	
5	104883	SEWER MANHOLE	208	COPLEY AV	3x4	CONCRETE	19	REHAB	I17S	
	104882	SEWER MANHOLE	207	CANYON EASEMENT	3x4	CONCRETE	13	REHAB	I17S	
	104885	SEWER MANHOLE	211	CANYON EASEMENT	3x4	CONCRETE	7	REHAB	I17S	
	104866	SEWER MANHOLE	213	CANYON EASEMENT	3x4	CONCRETE	6	REHAB	I17S	
6	-	-	-	-	-	-	-	-	-	
7	104887	SEWER MANHOLE	214	CANYON EASEMENT	3x4	CONCRETE	6	REHAB	I17S	
	104890	SEWER MANHOLE	222	CANYON EASEMENT	3x4	CONCRETE	6	REHAB	I17S	
	104896	SEWER MANHOLE	233	CANYON EASEMENT	3x4	CONCRETE	7	REHAB	I17S	
	104891	SEWER MANHOLE	223	CANYON EASEMENT	3x4	CONCRETE	7	REHAB	I17S	

SEWER GROUP JOB 833 - PIPELINE REHABILITATION

MANHOLE REHABILITATION SCOPE OF WORK

8	105074	SEWER MANHOLE	521	39TH ST	3x4	CONCRETE	8	REHAB	I17S	
	104895	SEWER MANHOLE	232	CANYON EASEMENT	3x4	CONCRETE	10	REHAB	I17S	
	104892	SEWER MANHOLE	224	CANYON EASEMENT	3x4	CONCRETE	8	REHAB	I17S	
	104880	SEWER MANHOLE	205	CANYON EASEMENT	3x4	CONCRETE	4	REHAB	I17S	
9	104879	SEWER MANHOLE	204	CANYON EASEMENT	3x4	CONCRETE	6	REHAB	I17S	
	104878	SEWER MANHOLE	203	CANYON EASEMENT	3x4	CONCRETE	8	REHAB	I17S	
	5040705	SEWER MANHOLE	587	CANYON EASEMENT	3x4	CONCRETE	8	REHAB	I17S	
	104881	SEWER MANHOLE	206	CANYON EASEMENT	3x4	CONCRETE	7	REHAB	I17S	
10	104790	SEWER MANHOLE	92	EUGENE PL	3x4	CONCRETE	8	REHAB	I17S	
	104789	SEWER MANHOLE	91	CANYON EASEMENT	3x4	CONCRETE	8	REHAB	I17S	
	104871	SEWER MANHOLE	187	CANYON EASEMENT	3x4	CONCRETE	8	REHAB	I17S	
11	104872	SEWER MANHOLE	188	CANYON EASEMENT	3x4	CONCRETE	8	REHAB	I17S	
	104873	SEWER MANHOLE	192	CANYON EASEMENT	3x4	CONCRETE	7	REHAB	I17S	
	104874	SEWER MANHOLE	193	CANYON EASEMENT	3x4	CONCRETE	5	REHAB	I17S	
12	-	-	-	-	-	-	-	-	-	

**TOTAL MANHOLE
REHABILITATION = 32**

APPENDIX I

Sewer Lateral Rehabilitation Scope of Work

SEWER GROUP JOB 833 - PIPELINE REHABILITATION

SERVICE LATERAL CONNECTIONS SCOPE OF WORK

SHEET No.	SEWER MAIN FSN	SEWER LATERAL FSN	EXISTING LATERAL SIZE (IN)	QTY	PROPERTY ADDRESS	REMARKS
1	37861	214779	4	1	4761 EAST MOUNTAIN VIEW DR	
		* UNKWN	4	1	* UNKNOWN	* SEE NOTE BELOW
		* UNKWN	4	1	* UNKNOWN	* SEE NOTE BELOW
		* UNKWN	4	1	* UNKNOWN	* SEE NOTE BELOW
	37862	331881	4	1	4747 EAST MOUNTAIN VIEW DR	
	37863	331905	4	1	4743 EAST MOUNTAIN VIEW DR	
		* UNKWN	4	1	* UNKNOWN	* SEE NOTE BELOW
	37922	331859	4	1	3820 BELMONT AV	
	37864	331804	4	1	3675 COLLIER AV	
		* UNKWN	4	1	* UNKNOWN	* SEE NOTE BELOW
2	37865	331788	4	1	3828 BELMONT AV	
		331750	4	1	3832 BELMONT AV	
	37866	378586	4	1	3844 BELMONT AV	
3	37876	214569	4	1	4802 39TH ST	
		331683	4	1	4812 39TH ST	
	37870	214508	4	1	3876 BELMONT AV	
		331656	4	1	4824 39TH ST	
		214469	4	1	3866 BELMONT AV	
4	37869	-	-	-	-	
	37868	214217	4	1	4840 39TH ST	
		214114	4	1	4848 39TH ST	
		214041	4	1	4854 39TH ST	
		213990	4	1	4862 39TH ST	

* The Facility Sequence Number (FSN) shall be assigned by the City's GIS group after contractor CCTV inspection confirms that the sewer lateral to be sealed is live and in service.

CONTRACTOR NOTE:

Existing Sewer Laterals in the easements shall be sealed with LMK T-Liner Shorty or Equal.

SEWER GROUP JOB 833 - PIPELINE REHABILITATION

SERVICE LATERAL CONNECTIONS SCOPE OF WORK

SHEET No.	SEWER MAIN FSN	SEWER LATERAL FSN	EXISTING LATERAL SIZE (IN)	QTY	PROPERTY ADDRESS	REMARKS
5	37853	214025	4	1	3664 ALEXIA PL	
	37854	213725	4	1	3672 COPLEY AV	
		213728	4	1	3684 COPLEY AV	
		* UNKWN	4	1	* UNKNOWN	* SEE NOTE BELOW
	38024	-	-	-	-	
	37852	213791	4	1	* UNKNOWN	* SEE NOTE BELOW
* UNKWN		4	1	* UNKNOWN	* SEE NOTE BELOW	
6	37851	-	-	-	-	
7	37850	-	-	-	-	
	37867	-	-	-	-	
	37849	213857	4	1	4870 39TH ST	
8	37872	* UNKWN	4	1	* UNKNOWN	* SEE NOTE BELOW
	37871	-	-	-	-	
	37848	-	-	-	-	
	5470445	-	-	-	-	
9	37845	-	-	-	-	
	37844	-	-	-	-	
	5040921	-	-	-	-	
	37846	-	-	-	-	
10	37753	-	-	-	-	
	37754	* UNKWN	4	1	* UNKNOWN	* SEE NOTE BELOW
11	37838	-	-	-	-	
	37839	-	-	-	-	
	37840	-	-	-	-	
12	37841	-	-	-	-	
TOTAL LATERAL CONNECTIONS				31		

* The Facility Sequence Number (FSN) shall be assigned by the City's GIS group after contractor CCTV inspection confirms that the sewer lateral to be sealed is live and in service.

CONTRACTOR NOTE:

Existing Sewer Laterals in the easements shall be sealed with LMK T-Liner Shorty or Equal.

APPENDIX J

Televising Inspection Formats and Codes

CCTV VIDEO FORMAT STANDARD

Revised on 08/28/2013

Service Provider shall provide an initial submittal at the start of televising work demonstrating the typical video and audio quality in required format with Access database fully completed for a review and approval by the City.

The video shall be at 30 frames per second. The video shall be captured and compressed so as to reduce file size as much as possible while still providing a smooth, clear video. The compression shall be in Windows Media Video 9 Format (.wmv). The compression shall not significantly degrade the still frame quality of the video or audio signal from the original source video, as judged in a side by side viewing, under normal viewing conditions.

Video and Audio Requirements Summary

	Video	Audio
Format	Windows Media Video 9 (WMV)	Windows Media Video 9 (WMV)
Frame Rate	30 fps	-
Resolution	320x240 pixels	44.1 Hz, 16-bit, Stereo
Bit Rate	775 kbps	64 Kbps
Average File Size	5.7 MB per minute	-

Pipeline Video Naming Convention

Videos are stored and named by manhole-to-manhole pipe segments. The file name must be stored in a field in the database to be provided.

The file naming convention for video files is as follows:

Start MH				End MH				Date	D	Extension
Field Book Page	D a s h	Map ID	D a s h	Field Book Page	D a s h	Map ID	D a s h	hhddmmyy	o t	
A09S	-	0001	-	A10S	-	0010	-	24081205	.	WMV

Note that the field book pages and the Map ID shall consist of four characters each. The date will always be specified as an eight-digit sequence with a two-digit hour based on 24-hr clock, two-digit day, a two-digit month, and a two-digit year (including leading 0s as necessary). The hour is included primarily to differentiate multiple inspections performed on the same pipe on the same day (a rare event).

Manhole Video Naming Convention

Videos are stored and named by manhole. The file name must be stored in a field in the database to be provided.

The file naming convention for video files is as follows:

Field Book Page	D a s h	Map ID	D a s h	Date	D	Extension
				hhddmmyy	o t	
A10S	-	0010	-	24081205	.	WMV

Note that the field book pages and the Map ID shall consist of four characters each. The date will always be specified as an eight-digit sequence with a two-digit hour based on 24-hr clock, two-digit day, a two-digit month, and a two-digit year (including leading 0s as necessary). The hour is included primarily to differentiate multiple inspections performed on the same manhole on the same day (a rare event).

Manhole Still Picture Naming Convention

The file naming convention for still picture files is as follows:

Field Book Page	D a s h	Map ID	D a s h	Still number	D a s h	Date hhddmmyy	D o t	Extension
A10S	-	0010	-	m1	-	24081205	.	jpg

This is the same as manhole video with the exception of the additional "still number" and extra dash. The still numbering starts with m1, the next picture m2, and continuing.

Macro1 - Microsoft Access Macro Tools

Home Create External Data Database Tools Acrobat Design

Run Single Step Builder Insert Rows Delete Rows Show All Macro Conditions Arguments Actions Names Show/Hide

All Access Objects

Search...

Tables

- FacilityExport
- INSPECTION
- itblRehabMaterialCD
- OBSERVATION
- ObsExport
- PIPE_SEGMENT
- STILL_IMAGE
- VENDOR_RECOMMENDATION

Queries

- step 1 inspection update
- step 2 pipe segment update
- step 3 observation update
- step 4 vendor_recommendation update
- step 5 Still_image_table

Macros

- Macro1

Action	Comment
SetWarnings	
OpenQuery	Step 1 - Inspection update.
OpenQuery	Step 2 - Pipe segment update.
OpenQuery	Step 3 - Observation update.
OpenQuery	Step 4 - Vendor recommendation update.
OpenQuery	Step 5 - Make Still image table.
Beep	

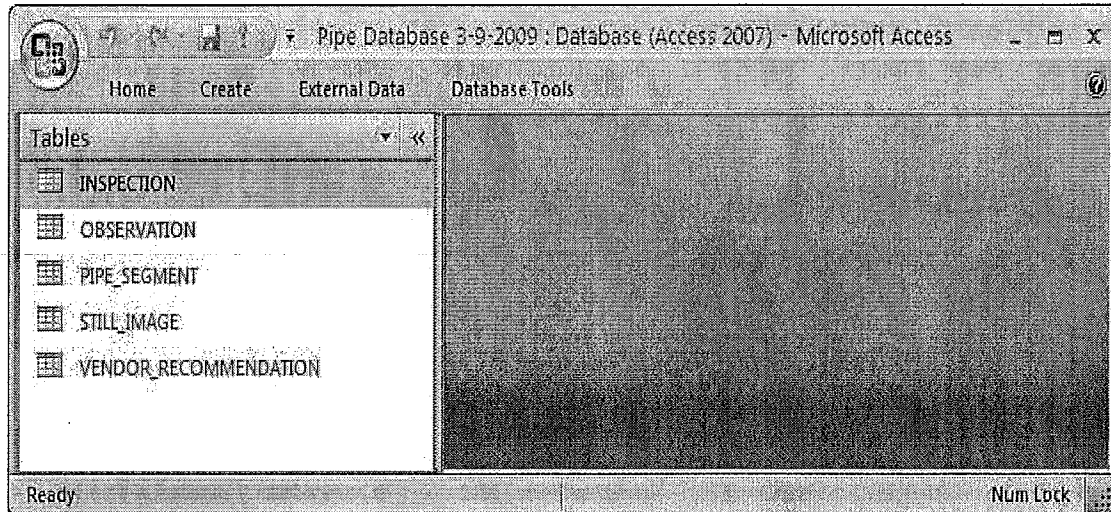
Action Arguments

Warnings On No

Turns all system messages on or off. Prevents modal warnings from stopping the macro (although error messages and dialogs that require user input still appear). This has the same effect as pressing Enter in each message box (typically an OK or Yes). Press F1 for help on this action.

Pipe Database Structure

The Pipe database employs the use of 5 tables.



NOTE:

CONTRACTOR SHALL USE CITY'S DATABASE FORMAT AVAILABLE AT:
ftp://ftp.sannet.gov/OUT/mwwd/GAzez/PDF%20to%20Disk%20new%2011_15_2013/

CONTRACTOR SHALL SUBMIT SAMPLE VIDEO FOR APPROVAL PRIOR TO PERFORMING VIDEO OF MAINS.

Properties

DateCreated:	5/29/2008 4:15:22 PM	DefaultView:	2
DisplayViewsOnSharePointSi	1	FilterOnLoad:	False
GUID:	{guid {D3A951C4-C5CE-4ACC-933B-41AF2D376CBC}}	HideNewField:	False
LastUpdated:	11/16/2011 8:29:03 AM	NameMap:	Long binary data
OrderByOn:	False	OrderByOnLoad:	True
Orientation:	Left-to-Right	RecordCount:	0
TotalsRow:	False	Updatable:	True

Columns

Name	Type	Size
INSPECTION_SEQ_NUM	Long Integer	4
FAC_SEQ_NUM	Double	8
INSPECTION_DT	Date/Time	8
CAMERA_OPERATOR	Text	20
PRECIPITATION_QTY	Text	20
VIDEO_DIRECTION_TXT	Text	8
STREET_NM	Text	30
SURFACE_TYP_TXT	Text	9
UPSTREAM_MANH_FLD_BK_PAGE_NUM	Text	4
UPSTREAM_MANH_MAPID	Long Integer	4
UPSTREAM_MANH_FLD_BK_GRID_NUM	Double	8
DOWNSTRM_MANH_FLD_BK_PAGE_NUM	Text	4
DOWNSTRM_MANH_FLD_BK_GRID_NUM	Long Integer	4
DOWNSTREAM_MANH_MAPID	Long Integer	4
START_FOOTAGE_QTY	Double	8
END_FOOTAGE_QTY	Single	4
QC_PERSON_NM	Text	10
QC_DT	Date/Time	8
VIDEO_FILE_NAME	Text	100

Properties

DateCreated:	5/29/2008 4:15:09 PM	DefaultView:	2
DisplayViewsOnSharePointSi	1	FilterOnLoad:	False
GUID:	{guid {DD4437B4-90AF-43E4-A136-4EF45143FD84}}	HideNewField:	False
LastUpdated:	9/29/2011 8:55:16 AM	NameMap:	Long binary data
OrderBy:	[OBSERVATION].[OBSERVATI ON_SEQ_NUM]	OrderByOn:	True
OrderByOnLoad:	True	Orientation:	Left-to-Right
RecordCount:	0	TotalsRow:	False
Updatable:	True		

Columns

Name	Type	Size
INSPECTION_SEQ_NUM	Long Integer	4
FAC_SEQ_NUM	Double	8
OBSERVATION_SEQ_NUM	Long Integer	4
OBSERVATION_CD	Text	10
FOOTAGE_QTY	Long Integer	4
OBSERVATION_COMMENT	Text	150

Properties

DateCreated:	6/18/2010 10:07:55 AM	DefaultView:	2
DisplayViewsOnSharePointSi	1	FilterOnLoad:	False
GUID:	{guid {2DD7767A-1885-44A9-8FD1-7F2B3CFA44CB}}	HideNewField:	False
LastUpdated:	9/29/2011 8:57:46 AM	NameMap:	Long binary data
OrderByOn:	False	OrderByOnLoad:	True
Orientation:	Left-to-Right	RecordCount:	0
TotalsRow:	False	Updatable:	True

Columns

Name	Type	Size
INSPECTION_SEQ_NUM	Double	8
Project_Name	Text	35
FAC_SEQ_NUM	Double	8
LGTH_QTY	Double	8
DEPTH	Double	8
JOINT_SPACING_NUM	Double	8
INSD_DIAM_SIZE_NUM	Double	8
START_FOOTAGE_QTY	Double	8
END_FOOTAGE_QTY	Single	4
PIPE_SEGMENT_COMMENT_TXT	Text	255
MATL_CD	Text	50
REHAB_MATL_CD	Text	5

Properties

DateCreated:	5/29/2008 4:15:16 PM	DefaultView:	2
DisplayViewsOnSharePointSi	1	FilterOnLoad:	False
GUID:	{guid {2142CAF4-0412-4E45-BF58-78D54BD0A022}}	HideNewField:	False
LastUpdated:	9/29/2011 8:55:55 AM	NameMap:	Long binary data
OrderBy:	[STILL_IMAGE].[OBSERVATIO N_SEQ_NUM], [STILL_IMAGE].[INSPECTION _SEQ_NUM]	OrderByOn:	True
OrderByOnLoad:	True	Orientation:	Left-to-Right
RecordCount:	0	TotalsRow:	False
Updatable:	True		

Columns

Name	Type	Size
INSPECTION_SEQ_NUM	Long Integer	4
FAC_SEQ_NUM	Double	8
OBSERVATION_SEQ_NUM	Long Integer	4
ONLINE_STORAGE_FILE_NM	Text	50
STILL_IMAGE_SEQ_NUM	Long Integer	4

Properties

DateCreated:	5/29/2008 4:15:19 PM	DefaultView:	2
DisplayViewsOnSharePointSi	1	FilterOnLoad:	False
GUID:	{guid {98E4257D-B19E-4B33-9C8E-532D93DCE40C}}	HideNewField:	False
LastUpdated:	9/29/2011 8:56:14 AM	NameMap:	Long binary data
OrderByOn:	False	OrderByOnLoad:	True
Orientation:	Left-to-Right	RecordCount:	0
TotalsRow:	False	Updatable:	True

Columns

Name	Type	Size
VENDOR_RECOMMENDATION_SEQ_NUM	Double	8
INSPECTION_SEQ_NUM	Double	8
FAC_SEQ_NUM	Double	8
RECOMMENDATION_CD	Text	8
RECOMMENDATION_CD2	Text	8
PRIORITY_CD	Long Integer	4

Material Descriptions used by S_Mains

The following material code goes into the PIPE_SEGMENT tables MATL_CD column.	
MATERIAL CODE	MATERIAL DESCRIPTIONS
ABS	ABS-ACRYLONITRILE BUTYLDENE STY
AC	ASBESTOS CEMENT
CI	CAST IRON
CICL	CAST IRON CEMENT LINED
CMLCS	CEMENT MORTAR LINED AND COATED STEEL PIPE
CP	CONCRETE PIPE
DI	DUCTILE IRON
FRC	FIBERGLASS REINFORCED CONCRETE
HDPE	HIGH DENSITY POLYETHYLENE
PCSC	PRESTRESSED CONCRETE STEEL CYLINDER
PERM	PERMASTRAN
PLCP	PLASTIC LINED CONCRETE PIPE
PLRCP	PLASTIC LINED REINFORCED CONCRETE PIPE
PVC	PVC-POLYVINYL CHLORIDE
RCP	REINFORCED CONCRETE PIPE
RCSC	REINFORCED CONCRETE STEEL CYLINDER
RCTL	REINFORCED CONCRETE TECHITE LINED
RPM	REINFORCED PLASTIC MORTAR
RSP	REINFORCED STEEL PIPE
SCRW	STEEL CYLINDER ROD WRAPPED
STL	STEEL
UNK	UNKNOWN
VC	VC-VITRIFIED CLAY
VCES	VITRIFIED CLAY EXTRA STRENGTH
WSCL	WELDED STEEL CEMENT LINED
The following rehab code goes into the PIPE_SEGMENT tables REHAB_MATL_CD column.	
REHAB CODE	REHAB DESCRIPTION
Lined	This only designates that the pipe was lined. For CCTV contracts only.
ULINE	U-LINER - For Rehab contracts.
RIBLC	RIBLOCK - For Rehab contracts.
INSIT	INSITUFORM - For Rehab contracts.
HOBAS	HOBAS - For Rehab contracts.
FRSTL	FIRST LINER - For Rehab contracts.
PP	POLYPHENOL - For Rehab contracts.
DANBY	DANBY - For Rehab contracts.
INLIN	INLINER - For Rehab contracts.
TECH	TECHITE - For Rehab contracts.
NOVA	NOVA - For Rehab contracts.
SEAR	SEAR - For Rehab contracts.
NATNL	NATIONAL cured in place liner - For Rehab contracts.

City of San Diego

VENDOR RECOMMENDATION TABLE CODES
FOR SEWER REHAB AND REPLACEMENT CIP
PROJECTS

Prioritization Code Key

- 0- Facility was not inspected
- ①- 0 to 250 Total Severity Points
- 2- 251 to 750 Total Severity Points
- 3- 751 or more Total Severity Points

Recommendation Code Key

- A- No Action
- B- Debris Cleaning
- C- Root Cleaning
- D- Spot Repairs
- E- Facility Replacement
- Ⓝ- Does Not Apply

WRC CODES FOR CITY OF SAN DIEGO

General Codes:

Code	Severity	Observation	Maintenance Points	Structural Points	Definitions	Standard Comments	Joints
GO	N	General Observation	0	0	General observation	If no opposite direction inspection done for an incomplete inspection, note the reason why. Note defects in service connections.	
ST	N	Start Inspection	0	0	Use at the start of all inspections	"Re-Inspection after cleaning", Note if depth of flow is 1/3 pipe or more note if pipe material from manhole is different from line	
FH	N	Finish Inspection	0	0	Use at the end of all inspections	Note the cause for ending the observation if you are not in the manhole, e.g. "camera blocked", "Overlap Point", "Clean Out", or "Dead End". If you are ending a reinspection use "End Re-Inspection".	
MH	N	Manhole	0	0	Upstream/Downstream manhole	Manhole number	
MB	N	Manhole, Buried	0	0	Any buried / paved over manhole shown on plans	MH # & Note if it is buried or paved over	
MU	N	Manhole, Undocumented	0	0	All manholes not on the plans	Note if it is paved over / buried	
MD	N	Manhole, Drop Connection	0	0	Drop Connection	Note if it is an inside, outside or direct drop Use with MB or MH	
CUB	N	Camera submerged begin	50	50	Whenever the camera lens is partially or fully submerged, obstructing the view		
CUE	N	Camera submerged end	50	50	Whenever the camera lens is returned to a normal state		
SA	N	Camera Blocked	75	100	impassable blockage, note apparent cause	Preceed Observation with a General observation Noting the apparent cause, e.g. by roots	
DND	N	Dead End	0	0	Dead End	Note if "Plug" & condition	
CO	N	Cleanout	0	0	Use when the camera reaches a cleanout		
MC	N	Material Change	0	0	Any change of pipe material	"Transition to (new pipe size)"	
DC	N	Diameter Change	0	50	Any change of pipe size	"Transition to (new pipe size & material)"	
LL	N	Bend in Pipe Left	0	50	Any bend in pipe to the left.		
LR	N	Bend in Pipe Right	0	50	Any bend in pipe to the right.		
LD	N	Bend in Pipe Down	0	50	Any bend in pipe down.		
LU	N	Bend in Pipe Up	0	50	Any bend in pipe up.		
RP	N	Reverse Pull	0	0	When a camera is reversed into a line and pulled back to the start manhole		
RS	N	Restricted Channel	0	0	Use when the camera is unable to access a channel		
V	N	Vermin	0	0	Any animal or rodent inside the pipe/manhole	Type of rodent	
BG	N	Bugs	0	0	Severe infestation of insects inside the pipe/manhole	Type of bug	

Pipe Codes:

Code	Severity	Observation	Maintenance Poi	Structural Poi	Definitions	Standard Comments	
R	S	Roots, Small	25	0	Light fine roots - root fingers following the wall of the pipe covering not more than 10% of the pipe wall; tap root less than 1/4"	Note if roots are coming from a crack, hole, or around a lateral	
	M	Roots, Medium	75	0	Medium fine roots covering 10 to 20% of the pipe wall or more than 1/4 of the pipe; tap root - 1/4" to 1/2"; camera passes without difficulty		
	L	Roots, Large	100	50	Heavy fine roots - a carpet of roots following the walls of the pipe or a mass greater than 1/2 pipe dia.; tap root greater than 1/2"		
I	S	Infiltration, slight	0	50	Seeping or Dripping		
	M	Infiltration, Medium	0	75	Constant stream		
	L	Infiltration, Large	0	150	Gushing water		
E	S	Slight Mineral Deposits	0	50	Indication of Infiltration		
	M	Medium Mineral Deposits	0	75	Under 10% of ID thick		
	L	Heavy Mineral Deposits	0	150	Greater than 10% of ID thick		
CC	S	Circular Crack, Small	0	100	Hairline less than 50% of circumference	Note if they are spiral cracks	Cracks at joints are within 4" of joint
	M	Circular Crack, Medium	0	150	Less than 1/8" open, or hairline greater than 50% of circumference		
	L	Circular Crack, Large	0	250	1/8" or greater, open		
CL	S	Crack -Longitudinal, Small	0	100	Hairline less than 1 section of pipe	If the crack extends past one section of pipe, note the end footage, e.g. to 105'. For continuing cracks, note every 3 pipe lengths with a "continuing" note	Cracks at joints are within 4" of joint
	M	Crack -Longitudinal, Medium	0	150	Less than 1/8" open, or hairline greater than 1 section of pipe		
	L	Crack -Longitudinal, Large	0	250	1/8" or greater, open		
CM	S	Cracks -Multiple, Small	0	100	Hairline cracks in multiple directions, less than 1 section of pipe		Cracks at joints are within 4" of joint
	M	Cracks -Multiple, Medium	0	150	Less than 1/8" open, or hairline greater than 1 section of pipe, in multiple directions		
	L	Cracks -Multiple, Large	0	300	Cracks in multiple directions, 1/8" or greater, open		
B	S	Broken Pipe, Small	0	250	Connecting cracks, no displacement	Note appearance of break	Within 4" of joint, crescent crack with no displacement, or displaced / gone less than 1 hr, within bell, no dirt
	M	Broken Pipe, Medium	0	300	Connecting cracks, some displacement (less than 1/4")		Within 4" of joint, crescent crack with displacement 1 - 3 hrs, or displaced / gone 1- 2hrs, within bell, no dirt showing
	L	Broken Pipe, Large	0	500	Connecting cracks, displacement greater than 1/4"		Within 4" of joint, crescent crack with displacement > 3 hrs, or displaced / gone > 2hrs, within bell, no dirt showing
X	N	Collapsed Pipe	0	700	Use if a section of the pipe wall has fallen in and the structural integrity of pipe has been compromised.	Note the approximate size and give a description.	
H	S	Hole in Pipe, Small	0	250	15" pipe or less: <1" dia. hole* > 15" pipe: <2" dia. hole*	* If a hole is below the waterline it moves up to the next severity Note the approximate size of the hole, e.g. 1.5". Note if there is an apparent void.	
	M	Hole in Pipe, Medium	0	400	15" pipe or less: 1" to 3" dia, pipe is sound, no void* > 15" pipe: 2" to 4" dia, pipe is sound, no void*		
	L	Hole in Pipe, Large	0	500	Greater than a moderate hole		

DS	N	Begin Pipe Sag	0	100	Flow depth increases more than 25% of ID		
DF	N	End Pipe Sag	0	0	End of sag	Note maximum depth of sag if not submerged	
SS	S	Erosion of CP, Slight	0	100	Rough walls	Use only with concrete pipe	
	M	Erosion of CP, Moderate	0	200	Exposed aggregate		
	L	Erosion of CP, Large	0	500	Exposed rebar		
DEG	S	Debris -Grease, slight	50	0	Slight indication 1/4"-1/2"	Note percentage of pipe (similar to roots), for continuing grease, enter observation every 25'	
	M	Debris -Grease, Moderate	75	0	1/2" to 2" thick		
	L	Debris -Grease, Large	150	0	Greater than 2" thick		
DE	S	Debris, Slight	50	0	10% of ID or less, rough debris	Note the type of debris, e.g. rocks, sludge, etc. For continuing debris, enter observation every 25'	
	M	Debris, Moderate	75	0	10-25% of ID, rough debris		
	L	Debris, Large	150	0	Greater than 25% of ID or impassable, rough debris		
DES	S	Debris -Silt, Slight	50	0	10% of ID or less, smooth silt	Note the type of debris, e.g. rocks, sludge, etc. For continuing debris, enter observation every 25'	
	M	Debris -Silt, Moderate	75	0	10-25% of ID, smooth silt		
	L	Debris -Silt, Large	150	0	Greater than 25% of ID or impassable, smooth silt		
D	S	Deformation, Slight	0	50	Less than 15% of ID		
	M	Deformation, Moderate	0	100	Between 15% and 30% of ID		
	L	Deformation, Large	0	150	>30%		
LC	S	Lining Defect, Small	0	50	Wrinkles, bubbles, dimples	Note the defect	
	M	Lining Defect, Moderate	0	100	Tear, 25% flow restriction		
	L	Lining Defect, Large	0	250	Greater than 25% flow restriction, missing liner		
SR	N	Spot Repair	0	50	Existing repair	Note repair condition	
CO	S	Corrosion of CI, Slight	0	100	Light teburculation	Use only with Metal Pipe	
	M	Corrosion of CI, Moderate	0	200	moderate teburculation		
	L	Corrosion of CI, Large	0	500	impassable, heavy teburculation		

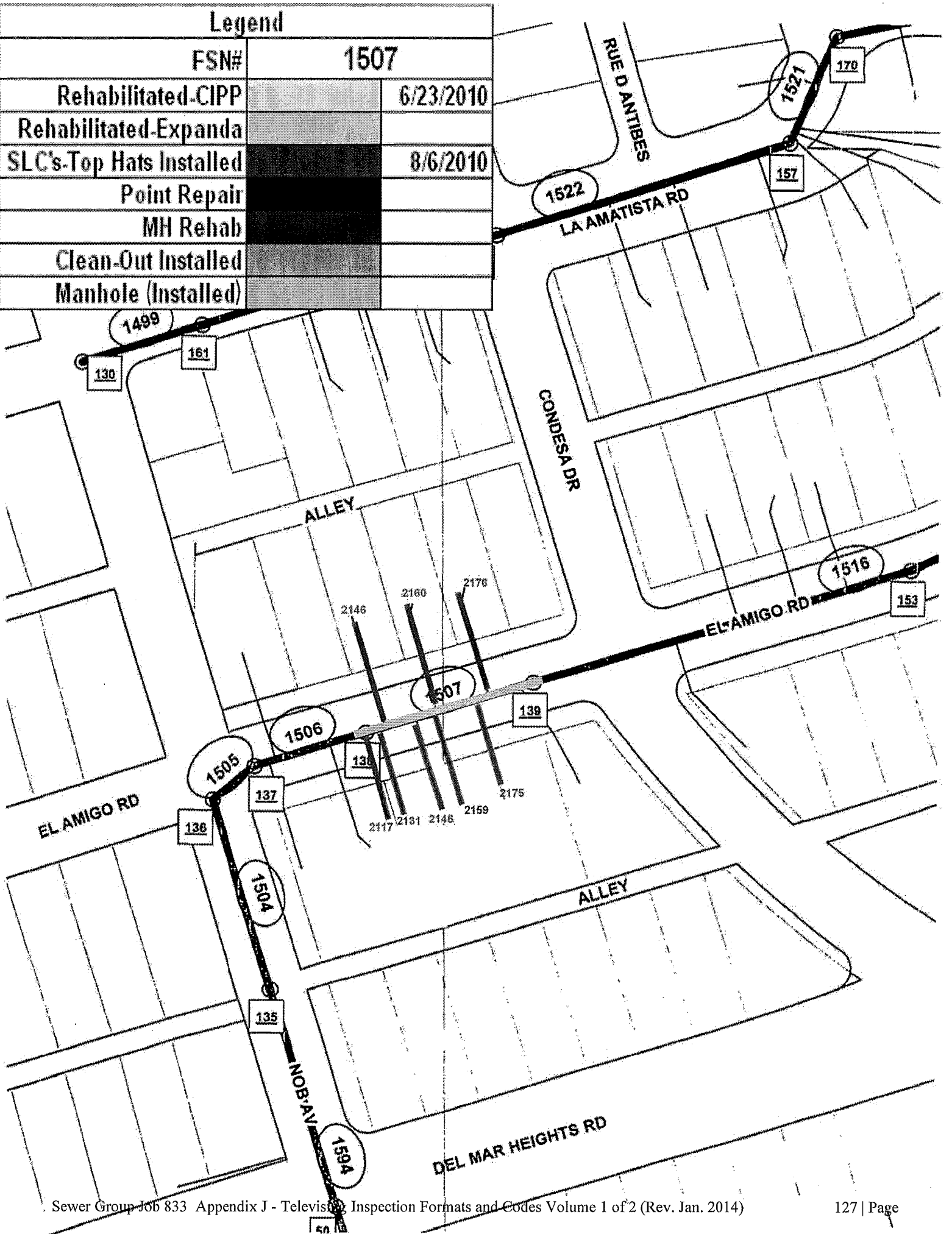
Joint Codes

RJ	S	Roots at Joint, Small	25	0	Light fine roots - root fingers following the wall of the pipe covering not more than 10% of the pipe wall	Note if roots are coming from a crack, hole, or around a lateral	For roots at joints that are continuing: Put in an observation every 25' and note roots at 25% of joints, 50% of joints, 75% of joints or all joints. (understanding that 50% means 25% - 50% etc.). <u>Note every occurrence of Heavy Roots</u>
	M	Roots at Joint, Medium	75	0	Medium fine roots covering 10 to 20% of the pipe wall		
	L	Roots at Joint, Large	100	50	Heavy fine roots - a carpet of roots following the walls of the pipe		
JD	M	Joint Displaced, Medium	0	50	To thickness of pipe wall.	Do not note minor offsets	
	L	Joint Displaced, Large	0	150	Visible dirt/greater than pipe wall thickness		
IJ	S	Infiltration at Joint, Small	0	50	Seeping or Dripping		
	M	Infiltration at Joint, Medium	0	75	Constant stream		
	L	Infiltration at Joint, Large	0	150	Gushing water		
COJ	S	Corrosion at Joint, Slight	0	75			
	M	Corrosion at Joint, Moderate	0	150	Passable		
	L	Corrosion at Joint, Large	0	500	impassable		
CCJ	S	Circular Crack at Joint, Small	0	100	Hairline less than 50% of circumference	Note if they are spiral cracks	Cracks at joints are within 4" of joint
	M	Circular Crack at Joint, Medium	0	150	Less than 1/8" open, or hairline greater than 50% of circumference		
	L	Circular Crack at Joint, Large	0	250	1/8" or greater, open		
CLJ	S	Crack -Longitudinal at Joint, Small	0	100	Hairline less than 1 section of pipe	If the crack extends past one section of pipe, note the end footage, e.g. to 105'. For continuing cracks, note every 3 pipe lengths with a "continuing" note	Cracks at joints are within 4" of joint
	M	Crack -Longitudinal at Joint, Medium	0	150	Less than 1/8" open, or hairline greater than 1 section of pipe		
	L	Crack -Longitudinal at Joint, Large	0	250	1/8" or greater, open		
CMJ	S	Multiple Cracks at Joint, Small	0	100	Hairline cracks in multiple directions, less than 1 section of pipe		Cracks at joints are within 4" of joint
	M	Multiple Cracks at Joint, Medium	0	150	Less than 1/8" open, or hairline greater than 1 section of pipe, in multiple directions		
	L	Multiple Cracks at Joint, Large	0	300	Cracks in multiple directions, 1/8" or greater, open		
GEJ	N	Gasket Exposed at Joint	0	50	Gasket exposed at joint		
SJ	S	Separated Joint, Slight	0	50	Bell Exposed		
	M	Separated Joint, Moderate	0	100	Dirt Exposed at top of pipe		
	L	Separated Joint, Large	0	200	Dirt Exposed at bottom of pipe		
BJ	S	Broken Joint, Small	0	250	Connecting cracks, no displacement	Note appearance of break	Within 4" of joint, crescent crack with no displacement, or displaced / gone less than 1 hr, within bell, no dirt showing
	M	Broken Joint, Medium	0	300	Connecting cracks, some displacement (less than 1/4")		Within 4" of joint, crescent crack with displacement 1 - 3 hrs, or displaced / gone 1- 2hrs, within bell, no dirt showing
	L	Broken Joint, Large	0	500	Connecting cracks, displacement greater than 1/4"		Within 4" of joint, crescent crack with displacement > 3 hrs, or displaced / gone > 2hrs, within bell, no dirt showing

Service Codes

Code	Severity	Observation	Maintenance Points	Structural Points	Definitions	Standard Comments	
CN	N	Service Connection	0	0	All factory lateral 'Y' or 'T' service connections		
CB	N	Break in Connection	0	50	All laterals connected into a hole broken or cut into the main	Note if it is "broken in" rather than cut	
CXC	S	Connection W/ Slight Defect	0	50	Light roots, hairline cracks	Use after CN or CB Note the defect	Use for lateral defects, not pipe defects
	M	Connection W/ Moderate Defect	0	100	Medium roots, medium cracks		
	L	Connection W/ Large Defect	0	150	Heavy roots, open cracks		
CNI	S	Minor Intruding Lateral	0	75	Less than 1"	Use after CN or CB note how far it intrudes	
	M	Moderate Intruding Lateral	0	150	1" to 2"		
	L	Severe Intruding Lateral	0	250	Greater than 2"		
CRA	S	Small Roots around lateral	20	50	Small Roots from around the outside of the lateral		
	M	Medium Roots around lateral	50	50	Medium Roots from around the outside of the lateral		
	L	Heavy Roots around lateral	75	100	Heavy Roots from around the outside of the lateral		
CR	S	Slight Roots in Lateral	20	0	Small Roots in / from lateral		
	M	Medium Roots in Lateral	50	0	Medium roots in / from lateral		
	L	Heavy Roots in Lateral	75	50	Heavy roots in / from lateral		
CG	S	Slight Grease From Connection	50	0	Slight indication 1/4"-1/2"	Note percentage of pipe (similar to roots), for continuing grease, enter observation every 25'	
	M	Medium Grease From Connection	75	0	1/2" to 2" thick		
	L	Heavy Grease From Connection	150	0	Greater than 2" thick		
CP	N	Plugged Connection	0	0	Lateral not in use	"Plugged" "Full of Rocks", etc.	

Legend	
FSN#	1507
Rehabilitated-CIPP	6/23/2010
Rehabilitated-Expand	
SLC's-Top Hats Installed	8/6/2010
Point Repair	
MH Rehab	
Clean-Out Installed	
Manhole (Installed)	



APPENDIX K

Sewer Mains and Manholes Rehabilitation Sample Data Templates

REHAB DATE COLLECTION – SEWER MAINS

FSN	REHAB DATE	LENGTH	INSIDE DIAM	FUNCTIONAL DIAM	LINING TYPE DESC	LINING METHOD DESC	REHAB CONTRACTOR DESC	REHAB MATERIAL VENDOR	COMMENTS	ACCEPTANCE DATE
65112	8/22/2006	312	8	7	PVC	SPIRAL WOUND	WESCO INFRA. TECHNOLOGIES,LP	RIBLOC	EXAMPLE - Leave this row in the table as it is.	8/22/2006


REHAB DATA COLLECTION – MANHOLES

MH FSN	REHAB DATE	LINING TYPE	LINING MATERIAL VENDOR	LINING SYSTEM	REHAB CONTRACTOR	RIM ELEVATION	INVERT ELEVATION	ACTUAL DEPTH (VF)	COMMENTS	ACCEPTANCE DATE
70536	3/28/2007	POLYURETHANE	ZEBRON	ZEBRON 386	ZEBRON CORPORATION	49.8	41.95	7	Leave this row as a sample.	3/28/2007

SAMPLE

APPENDIX L

Canyon Proficient Vehicle (CPV) and Foot Access Path



SEWER GROUP JOB 833 PIPELINE REHABILITATION



SENIOR ENGINEER
WENDY GAMBOA
(619) 235-1971

PROJECT ENGINEER
ROBERTO VEJAR-PARRA
(619) 533-5402

PROJECT MANAGER
MICHAEL NINH
(619) 533-7433

CONSTRUCTION PROJECT
INFORMATION LINE
(619) 533-4207

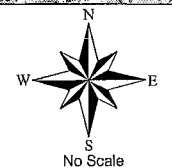
Right of Way Division



THIS MAP/DATA IS PROVIDED WITHOUT WARRANTY OF ANY KIND EITHER EXPRESS OR IMPLIED, INCLUDING BUT NOT LIMITED TO THE IMPLIED WARRANTIES OR MERCHANTABILITY AND FITNESS FOR A PARTICULAR PURPOSE. Note: This product may contain information reproduced with permission from the SANDAG Regional Information System which cannot be reproduced without the written permission of SANDAG. This product may contain information reproduced with permission from RAND MCNALLY & COMPANY, INC. which cannot be reproduced without the written permission of RAND MCNALLY & COMPANY, INC.

LEGEND

CANYON PROFICIENT VEHICLE (CPV) ACCESS	PROP. PIPELINE REHABILITATION
EXISTING CHANNEL	PROP. MANHOLE REHABILITATION
FOOT ACCESS	MHPA
EXISTING CHANNEL CROSSING	



MID-CITY: NORMAL HEIGHTS

COUNCIL DISTRICT: 3

SAP ID: B00437 (S)



APPENDIX M
Adjacent Projects Map

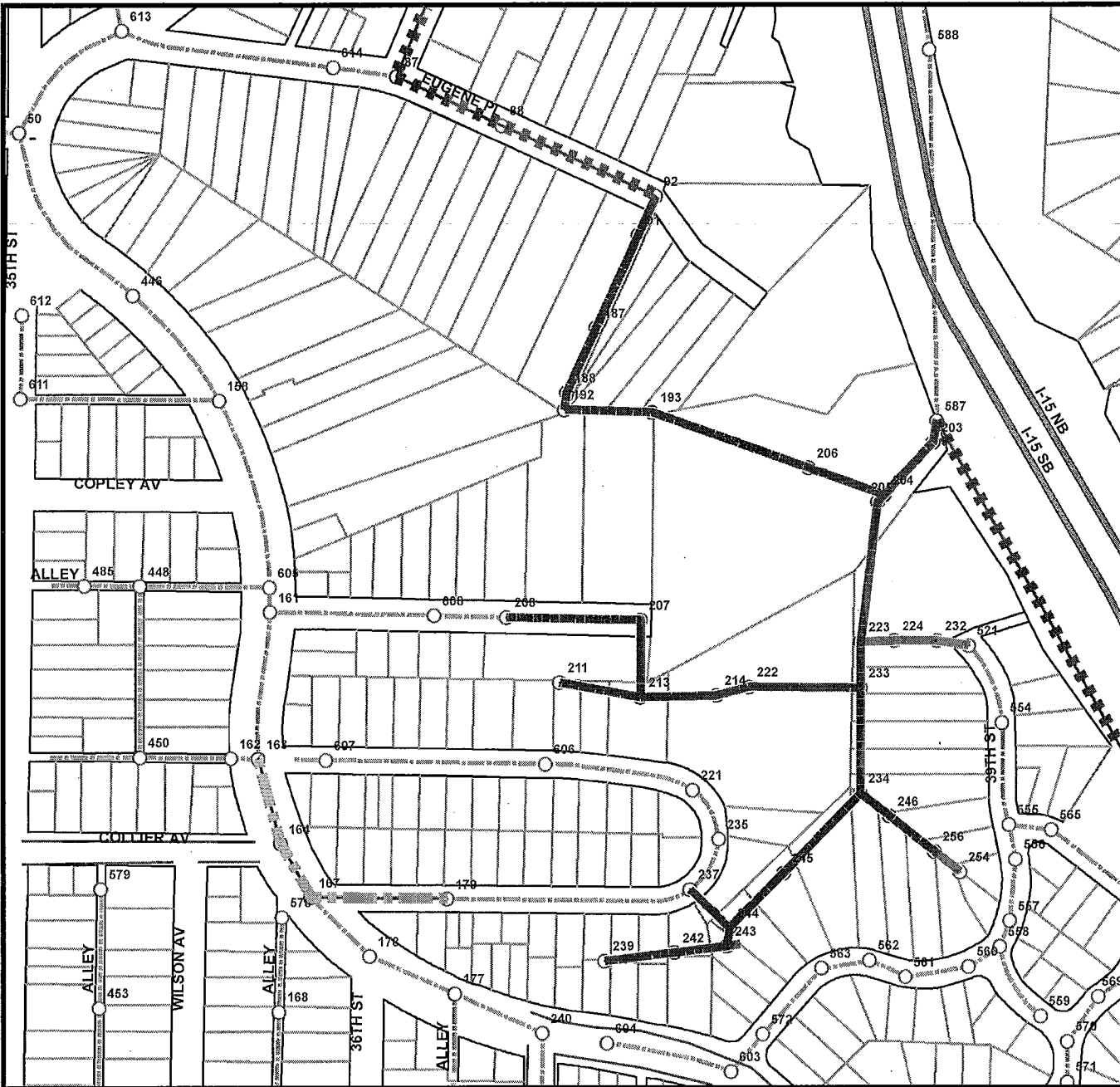
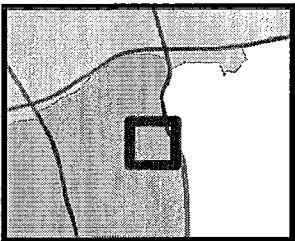
SEWER GROUP 833 PIPELINE REHABILITATION

SENIOR ENGINEER
WENDY GAMBOA
(619) 236-1971

PROJECT ENGINEER
ROBERTO VEJAR-PARRA
(619) 533-5402

PROJECT MANAGER
MICHAEL NINH
(619) 533-7433

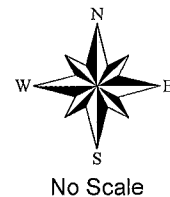
**CONSTRUCTION PROJECT
INFORMATION LINE**
(619) 533-4207



ADJACENT PROJECTS MAP

LEGEND

- PROP. PIPELINE REHABILITATION
- SEWER GROUP 767A
- PIPELINE REHAB. V-1



MID-CITY / NORMAL HEIGHTS

COUNCIL DISTRICT: 3

SAP ID: B00437 (S)



THIS MAP/DATA IS PROVIDED WITHOUT WARRANTY OF ANY KIND, EITHER EXPRESS OR IMPLIED, INCLUDING, BUT NOT LIMITED TO, THE IMPLIED WARRANTIES OR MERCHANTABILITY AND FITNESS FOR A PARTICULAR PURPOSE. Note: This product may contain information reproduced with permission from RAND McNALLY & COMPANY. It is unlawful to copy or reproduce all or any part thereof, whether for personal use or resale, without the prior, written permission of RAND McNALLY & COMPANY.

ATTACHMENT F
INTENTIONALLY LEFT BLANK

City of San Diego

CONTRACTOR'S NAME: BURTECH PIPELINE INCORPORATED
ADDRESS: 102 SECOND STREET, ENCINITAS, CA 92024
TELEPHONE NO.: (760) 634-2822 FAX NO.: (760) 634-2415
CITY CONTACT: Eleida Felix Yackel, Contract Specialist, Email: Efelixyackel@sandiego.gov
Phone No. (619) 533-3449, Fax No. (619) 533-3633
MNinh/RTaleghani/egz

CONTRACT DOCUMENTS

FOR

SEWER GROUP JOB 833

VOLUME 2 OF 2

BID NO.: K-14-1225-DBB-3
SAP NO. (WBS/IO/CC): B-00437
CLIENT DEPARTMENT: 2011
COUNCIL DISTRICT: 3
PROJECT TYPE: JA

THIS CONTRACT IS SUBJECT TO THE FOLLOWING:

- THE CITY'S SUBCONTRACTING PARTICIPATION REQUIREMENTS FOR SLBE PROGRAM.
- BID DISCOUNT PROGRAM (The WHITEBOOK, SLBE-ELBE Program Requirements, Section IV(2))
- PREVAILING WAGE RATES: STATE FEDERAL



**THIS BIDDING DOCUMENT TO BE SUBMITTED IN ITS ENTIRETY
REFER TO VOLUME 1 COVER PAGE FOR TIME, DATE, AND LOCATION**

TABLE OF CONTENTS

DESCRIPTION

PAGE NUMBER

Volume 2 - Bidding Documents

The following forms must be completed in their entirety and submitted with the Bid. Include the form(s) even if the information does not apply. Where the information does not apply write in N/A. Failure to include any of the forms may cause the Bid to be deemed **non-responsive**. If you are uncertain or have any questions about any required information, contact the City no later than 14 days prior to Bid due date.

1. Bid/Proposal..... 3
2. Bid Bond..... 6
3. Non-Collusion Affidavit to be executed by Bidder and Submitted with Bid under 23 USC 112 and PCC 7106..... 7
4. Contractors Certification of Pending Actions..... 8
5. Equal Benefits Ordinance Certification of Compliance..... 9
6. Proposal (Bid)..... 10
7. Form AA35 - List of Subcontractors 13
8. Form AA40 - Named Equipment/Material Supplier List 14

BIDDING DOCUMENTS

PROPOSAL

Bidder's General Information

To the City of San Diego:

Pursuant to "Notice Inviting Bids", specifications, and requirements on file with the City Clerk, and subject to all provisions of the Charter and Ordinances of the City of San Diego and applicable laws and regulations of the United States and the State of California, the undersigned hereby proposes to furnish to the City of San Diego, complete at the prices stated herein, the items or services hereinafter mentioned. The undersigned further warrants that this bid is not made in the interest of, or on behalf of, any undisclosed person, partnership, company, association, organization, or corporation; that the bid is genuine and not collusive or sham; that the bidder has not directly or indirectly induced or solicited any other bidder to put in a false or sham bid, and has not directly or indirectly colluded, conspired, connived, or agreed with any bidder or anyone else to put in a sham bid, or that anyone shall refrain from bidding; that the bidder has not in any manner, directly or indirectly, sought by agreement, communication, or conference with anyone to fix the bid price of the bidder or any other bidder, or to fix any overhead, profit, or cost element of the bid price, or of that of any other bidder, or to secure any advantage against the public body awarding the contract of anyone interested in the proposed contract; that all statements contained in the bid are true; and, further, that the bidder has not, directly or indirectly, submitted his or her bid price or any breakdown thereof, or the contents thereof, or divulged information or data relative thereto, or paid, and will not pay, any fee to any corporation, partnership, company, association, organization, bid depository, or to any member or agent thereof to effectuate a collusive or sham bid.

The undersigned bidder(s) further warrants that bidder(s) has thoroughly examined and understands the entire Contract Documents (plans and specifications) and the Bidding Documents therefore, and that by submitting said Bidding Documents as its bid proposal, bidder(s) acknowledges and is bound by the entire Contract Documents, including any addenda issued thereto, as such Contract Documents incorporated by reference in the Bidding Documents.

IF A SOLE OWNER OR SOLE CONTRACTOR SIGN HERE:

- (1) Name under which business is conducted _____
- (2) Signature (Given and surname) of proprietor _____
- (3) Place of Business (Street & Number) _____
- (4) City and State _____ Zip Code _____
- (5) Telephone No. _____ Facsimile No. _____
- (6) Email Address _____

IF A PARTNERSHIP, SIGN HERE:

- (1) Name under which business is conducted _____

BIDDING DOCUMENTS

(2) Name of each member of partnership, indicate character of each partner, general or special (limited):

(3) Signature (Note: Signature must be made by a general partner)

Full Name and Character of partner

(4) Place of Business (Street & Number) _____

(5) City and State _____ Zip Code _____


(6) Telephone No. _____ Facsimile No. _____

(7) Email Address _____

IF A CORPORATION, SIGN HERE:

(1) Name under which business is conducted BURTECH PIPELINE INCORPORATED

(2) Signature, with official title of officer authorized to sign for the corporation:



(Signature)

DOMINIC J. BURTECH

(Printed Name)

PRESIDENT & CEO

(Title of Officer)

(Impress Corporate Seal Here)

(3) Incorporated under the laws of the State of CALIFORNIA

(4) Place of Business (Street & Number) 102 SECOND STREET

(5) City and State ENCINITAS, CALIFORNIA Zip Code 92024

(6) Telephone No. (760) 634-2822 Facsimile No. (760) 634-2415

(7) Email Address buddy@burtechpipeline.com

BIDDING DOCUMENTS

THE FOLLOWING SECTIONS MUST BE FILLED IN BY ALL PROPOSERS:

In accordance with the "NOTICE INVITING BIDS", the bidder holds a California State Contractor's license for the following classification(s) to perform the work described in these specifications:

LICENSE CLASSIFICATION CLASS A

LICENSE NO. 718202 EXPIRES JANUARY 31, 2016

This license classification must also be shown on the front of the bid envelope. Failure to show license classification on the bid envelope may cause return of the bid unopened.

TAX IDENTIFICATION NUMBER (TIN): [REDACTED]

Email Address: buddy@burtechpipeline.com

THIS PROPOSAL MUST BE NOTARIZED BELOW:

I certify, under penalty of perjury, that the representations made herein regarding my State Contractor's license number, classification and expiration date are true and correct.

Signature [Signature] Title President & CEO

SUBSCRIBED AND SWORN TO BEFORE ME, THIS 24 DAY OF June, 2014

Notary Public in and for the County of San Diego, State of CA

[Signature]

(NOTARIAL SEAL)



BIDDING DOCUMENTS

BID BOND

KNOW ALL MEN BY THESE PRESENTS,

That BURTECH PIPELINE, INCORPORATED as Principal, and
NORTH AMERICAN SPECIALTY INSURANCE COMPANY as Surety, are
held and firmly bound unto The City of San Diego hereinafter called "OWNER," in the sum of
10% OF THE TOTAL BID AMOUNT for the payment of which sum, well and truly to be made,
we bind ourselves, our heirs, executors, administrators, successors, and assigns, jointly and severally,
firmly by these presents.

WHEREAS, said Principal has submitted a Bid to said OWNER to perform the WORK required
under the bidding schedule(s) of the OWNER's Contract Documents entitled


SEWER GROUP JOB 833, BID NO. K-14-1225-DBB-3

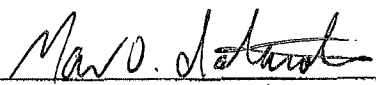
NOW THEREFORE, if said Principal is awarded a contract by said OWNER and, within the time
and in the manner required in the "Notice Inviting Bids" enters into a written Agreement on the form
of agreement bound with said Contract Documents, furnishes the required certificates of insurance,
and furnishes the required Performance Bond and Payment Bond, then this obligation shall be null
and void, otherwise it shall remain in full force and effect. In the event suit is brought upon this bond
by said OWNER and OWNER prevails, said Surety shall pay all costs incurred by said OWNER in
such suit, including a reasonable attorney's fee to be fixed by the court.

SIGNED AND SEALED, this 16TH day of JUNE, 2014

BURTECH PIPELINE, INCORPORATED (SEAL)
(Principal)

NORTH AMERICAN SPECIALTY INSURANCE COMPANY (SEAL)
(Surety)

By: 
(Signature)

By: 
(Signature)

DOMINIC J. BURTECH, JR., PRESIDENT

MARK D. IATAROLA, ATTORNEY-IN-FACT

(SEAL AND NOTARIAL ACKNOWLEDGEMENT OF SURETY)

CALIFORNIA ALL-PURPOSE ACKNOWLEDGMENT

STATE OF CALIFORNIA

County of SAN DIEGO }

On 06/16/2014 before me, GLEENDA J. ROONEY, NOTARY PUBLIC,
Date Here Insert Name and Title of the Officer


personally appeared MARK D. IATAROLA
Name(s) of Signer(s)

who proved to me on the basis of satisfactory evidence to be the person~~(s)~~ whose name~~(s)~~ is/~~are~~ subscribed to the within instrument and acknowledged to me that he/~~she/they~~ executed the same in his/~~her/their~~ authorized capacity~~(ies)~~, and that by his/~~her/their~~ signature~~(s)~~ on the instrument the person~~(s)~~, or the entity upon behalf of which the person~~(s)~~ acted, executed the instrument.

I certify under PENALTY OF PERJURY under the laws of the State of California that the foregoing paragraph is true and correct.

Witness my hand and official seal.

Signature *Glenda J. Rooney*
Signature of Notary Public



Place Notary Seal Above

OPTIONAL

Though the information below is not required by law, it may prove valuable to persons relying on the document and could prevent fraudulent removal and reattachment of this form to another document.

Description of Attached Document

Title or Type of Document: _____

Document Date: _____ Number of Pages: _____

Signer(s) Other Than Named Above: _____

Capacity(ies) Claimed by Signer(s)

Signer's Name: MARK D. IATAROLA

- Individual
- Corporate Officer — Title(s): _____
- Partner — Limited General
- Attorney in Fact
- Trustee
- Guardian or Conservator
- Other: _____

RIGHT THUMBPRINT OF SIGNER

Top of thumb here

Signer Is Representing: _____

Signer's Name: _____

- Individual
- Corporate Officer — Title(s): _____
- Partner — Limited General
- Attorney in Fact
- Trustee
- Guardian or Conservator
- Other: _____

RIGHT THUMBPRINT OF SIGNER

Top of thumb here

Signer Is Representing: _____

NAS SURETY GROUP

NORTH AMERICAN SPECIALTY INSURANCE COMPANY
WASHINGTON INTERNATIONAL INSURANCE COMPANY

GENERAL POWER OF ATTORNEY

KNOW ALL MEN BY THESE PRESENTS, THAT North American Specialty Insurance Company, a corporation duly organized and existing under laws of the State of New Hampshire, and having its principal office in the City of Manchester, New Hampshire, and Washington International Insurance Company, a corporation organized and existing under the laws of the State of New Hampshire and having its principal office in the City of Schaumburg, Illinois, each does hereby make, constitute and appoint:

JOHN G. MALONEY, HELEN MALONEY, MICHELLE M. BASUIL,

GLEND A J. ROONEY, and MARK D. IATAROLA

JOINTLY OR SEVERALLY

Its true and lawful Attorney(s)-in-Fact, to make, execute, seal and deliver, for and on its behalf and as its act and deed, bonds or other writings obligatory in the nature of a bond on behalf of each of said Companies, as surety, on contracts of suretyship as are or may be required or permitted by law, regulation, contract or otherwise, provided that no bond or undertaking or contract or suretyship executed under this authority shall exceed the amount of:

FIFTY MILLION (\$50,000,000.00) DOLLARS

This Power of Attorney is granted and is signed by facsimile under and by the authority of the following Resolutions adopted by the Boards of Directors of both North American Specialty Insurance Company and Washington International Insurance Company at meetings duly called and held on the 9th of May, 2012:

"RESOLVED, that any two of the Presidents, any Managing Director, any Senior Vice President, any Vice President, any Assistant Vice President, the Secretary or any Assistant Secretary be, and each or any of them hereby is authorized to execute a Power of Attorney qualifying the attorney named in the given Power of Attorney to execute on behalf of the Company bonds, undertakings and all contracts of surety, and that each or any of them hereby is authorized to attest to the execution of any such Power of Attorney and to attach therein the seal of the Company; and it is

FURTHER RESOLVED, that the signature of such officers and the seal of the Company may be affixed to any such Power of Attorney or to any certificate relating thereto by facsimile, and any such Power of Attorney or certificate bearing such facsimile signatures or facsimile seal shall be binding upon the Company when so affixed and in the future with regard to any bond, undertaking or contract of surety to which it is attached."



By [Signature]
Steven P. Anderson, Senior Vice President of Washington International Insurance Company
& Senior Vice President of North American Specialty Insurance Company




By [Signature]
David M. Layman, Vice President of Washington International Insurance Company
& Vice President of North American Specialty Insurance Company

IN WITNESS WHEREOF, North American Specialty Insurance Company and Washington International Insurance Company have caused their official seals to be hereunto affixed, and these presents to be signed by their authorized officers this 9th day of May, 2014.

North American Specialty Insurance Company
Washington International Insurance Company

State of Illinois
County of Cook ss:

On this 9th day of May, 2014, before me, a Notary Public personally appeared Steven P. Anderson, Senior Vice President of Washington International Insurance Company and Senior Vice President of North American Specialty Insurance Company and David M. Layman, Vice President of Washington International Insurance Company and Vice President of North American Specialty Insurance Company, personally known to me, who being by me duly sworn, acknowledged that they signed the above Power of Attorney as officers of and acknowledged said instrument to be the voluntary act and deed of their respective companies.



[Signature]
Donna D. Sklens, Notary Public

I, Jeffrey Goldberg, the duly elected Assistant Secretary of North American Specialty Insurance Company and Washington International Insurance Company, do hereby certify that the above and foregoing is a true and correct copy of a Power of Attorney given by said North American Specialty Insurance Company and Washington International Insurance Company, which is still in full force and effect.

IN WITNESS WHEREOF, I have set my hand and affixed the seals of the Companies this 16th day of JUNE, 2014.

[Signature]
Jeffrey Goldberg, Vice President & Assistant Secretary of
Washington International Insurance Company & North American Specialty Insurance Company

CALIFORNIA ALL-PURPOSE ACKNOWLEDGMENT

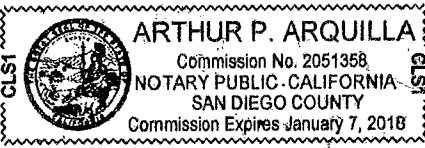
STATE OF CALIFORNIA

County of San Diego }

On 6/29/14 before me, Arthur P. Arquilla, Notary Public, Notary Public,
Date Insert Name of Notary exactly as it appears on the official seal

personally appeared Dominic Butech
Name(s) of Signer(s)

who proved to me on the basis of satisfactory evidence to be the person(s) whose name(s) is/are subscribed to the within instrument and acknowledged to me that he/she/they executed the same in his/her/their authorized capacity(ies), and that by his/her/their signature(s) on the instrument the person(s), or the entity upon behalf of which the person(s) acted, executed the instrument.



I certify under PENALTY OF PERJURY under the laws of the State of California that the foregoing paragraph is true and correct.

Witness my hand and official seal.
Signature [Signature]
Signature of Notary Public

Place Notary Seal Above

OPTIONAL

Though the information below is not required by law, it may prove valuable to persons relying on the document and could prevent fraudulent removal and reattachment of the form to another document.

Description of Attached Document

Title or Type of Document: _____


Document Date: _____ Number of Pages: _____

Signer(s) Other Than Named Above: _____

Capacity(ies) Claimed by Signer(s)

Signer's Name: _____


- Individual
- Corporate Officer — Title(s): _____
- Partner Limited General
- Attorney in Fact
- Trustee
- Guardian or Conservator
- Other: _____



Signer is Representing: _____

Signer's Name: _____

- Individual
- Corporate Officer — Title(s): _____
- Partner Limited General
- Attorney in Fact
- Trustee
- Guardian or Conservator
- Other: _____



Signer is Representing: _____


BIDDING DOCUMENTS

NON-COLLUSION AFFIDAVIT TO BE EXECUTED BY BIDDER AND SUBMITTED WITH BID UNDER 23 UNITED STATES CODE 112 AND PUBLIC CONTRACT CODE 7106

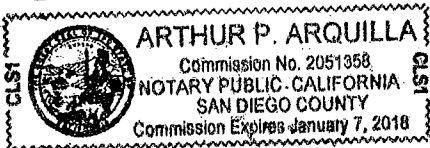
State of California)
)
) ss.
County of SAN DIEGO)

DOMINIC J. BURTECH, being first duly sworn, deposes and says that he is PRESIDENT & CEO of the party making the foregoing bid that the bid is not made in the interest of, or on behalf of, any undisclosed person, partnership, company, association, organization, or corporation; that the bid is genuine and not collusive or sham; that the bidder has not directly or indirectly induced or solicited any other bidder to put in a false or sham bid, and has not directly or indirectly colluded, conspired, connived, or agreed with any bidder or anyone else to put in a sham bid, or that anyone shall refrain from bidding; that the bidder has not in any manner, directly or indirectly, sought by agreement, communication, or conference with anyone to fix the bid price of the bidder or any other bidder, or to fix any overhead, profit, or cost element of the bid price, or of that of any other bidder, or to secure any advantage against the public body awarding the contract of anyone interested in the proposed contract; that all statements contained in the bid are true; and further, that the bidder has not, directly or indirectly, submitted his or her bid price or any breakdown thereof, or the contents thereof, or divulged information or data relative thereto, or paid, and will not pay, any fee to any corporation, partnership, company association, organization, bid depository, or to any member or agent thereof to effectuate a collusive or sham bid.

Signed: [Signature]
Title: PRESIDENT & CEO



Subscribed and sworn to before me this 29 day of June, 2014
[Signature]
Notary Public
(SEAL)



BIDDING DOCUMENTS

CONTRACTORS CERTIFICATION OF PENDING ACTIONS

As part of its bid or proposal (Non-Price Proposal in the case of Design-Build contracts), the Bidder shall provide to the City a list of all instances within the past 10 years where a complaint was filed or pending against the Bidder in a legal or administrative proceeding alleging that Bidder discriminated against its employees, subcontractors, vendors or suppliers, and a description of the status or resolution of that complaint, including any remedial action taken.

CHECK ONE BOX ONLY.

- The undersigned certifies that within the past 10 years the Bidder has NOT been the subject of a complaint or pending action in a legal administrative proceeding alleging that Bidder discriminated against its employees, subcontractors, vendors or suppliers.


- The undersigned certifies that within the past 10 years the Bidder has been the subject of a complaint or pending action in a legal administrative proceeding alleging that Bidder discriminated against its employees, subcontractors, vendors or suppliers. A description of the status or resolution of that complaint, including any remedial action taken and the applicable dates is as follows:

DATE OF CLAIM	LOCATION	DESCRIPTION OF CLAIM	LITIGATION (Y/N)	STATUS	RESOLUTION/REMEDIAL ACTION TAKEN

Contractor Name: BURTECH PIPELINE INCORPORATED

Certified By DOMINIC J. BURTECH Title PRESIDENT & CEO

Name


Signature

Date 6/24/14

USE ADDITIONAL FORMS AS NECESSARY

BIDDING DOCUMENTS

**EQUAL BENEFITS ORDINANCE
CERTIFICATION OF COMPLIANCE**



For additional information, contact:
CITY OF SAN DIEGO
EQUAL BENEFITS PROGRAM
 202 C Street, MS 9A, San Diego, CA 92101
 Phone (619) 533-3948 Fax (619) 533-3220

COMPANY INFORMATION

Company Name: BURTECH PIPELINE INCORPORATED	Contact Name: DOMINIC J. BURTECH
Company Address: 102 Second Street, Encinitas, CA 92024	Contact Phone: (760) 634-2822
	Contact Email: buddy@burtechpipeline.com

CONTRACT INFORMATION

Contract Title: SEWER GROUP JOB 833	Start Date: Sept. 2014
Contract Number (if no number, state location): K-14-1225-DBB-3	End Date: Jan. 2015

SUMMARY OF EQUAL BENEFITS ORDINANCE REQUIREMENTS

The Equal Benefits Ordinance [EBO] requires the City to enter into contracts only with contractors who certify they will provide and maintain equal benefits as defined in SDMC §22.4302 for the duration of the contract. To comply:

- Contractor shall offer equal benefits to employees with spouses and employees with domestic partners.
 - Benefits include health, dental, vision insurance; pension/401(k) plans; bereavement, family, parental leave; discounts, child care; travel/relocation expenses; employee assistance programs; credit union membership; or any other benefit.
 - Any benefit not offer an employee with a spouse, is not required to be offered to an employee with a domestic partner.
- Contractor shall post notice of firm's equal benefits policy in the workplace and notify employees at time of hire and during open enrollment periods.
- Contractor shall allow City access to records, when requested, to confirm compliance with EBO requirements.
- Contractor shall submit *EBO Certification of Compliance*, signed under penalty of perjury, prior to award of contract.

NOTE: This summary is provided for convenience. Full text of the EBO and Rules Implementing the EBO are available at www.sandiego.gov/administration.

CONTRACTOR EQUAL BENEFITS ORDINANCE CERTIFICATION

Please indicate your firm's compliance status with the EBO. The City may request supporting documentation.

- I affirm **compliance** with the EBO because my firm (*contractor must select one reason*):
- Provides equal benefits to spouses and domestic partners.
 - Provides no benefits to spouses or domestic partners.
 - Has no employees.
 - Has collective bargaining agreement(s) in place prior to January 1, 2011, that has not been renewed or expired.
- I request the City's approval to pay affected employees a cash equivalent in lieu of equal benefits and verify my firm made a reasonable effort but is not able to provide equal benefits upon contract award. I agree to notify employees of the availability of a cash equivalent for benefits available to spouses but not domestic partners and to continue to make every reasonable effort to extend all available benefits to domestic partners.

It is unlawful for any contractor to knowingly submit any false information to the City regarding equal benefits or cash equivalent associated with the execution, award, amendment, or administration of any contract. [San Diego Municipal Code §22.4307(a)]

Under penalty of perjury under laws of the State of California, I certify the above information is true and correct. I further certify that my firm understands the requirements of the Equal Benefits Ordinance and will provide and maintain equal benefits for the duration of the contract or pay a cash equivalent if authorized by the City.

Dominic J. Burtech - President & CEO		6/24/14
Name/Title of Signatory	Signature	Date

FOR OFFICIAL CITY USE ONLY

Receipt Date:	EBO Analyst:	<input type="checkbox"/> Approved	<input checked="" type="checkbox"/> Not Approved – Reason:
---------------	--------------	-----------------------------------	--

(Rev 02/15/2011)

BIDDING DOCUMENTS

PROPOSAL (BID)

The Bidder agrees to the construction of **SEWER GROUP JOB 833** for the City of San Diego, in accordance with these contract documents for the prices listed below. The Bidder guarantees the Contract Price for a period of 120 days (90 days for federally funded contracts and contracts valued at \$500,000 or less) from the date of Bid opening to Award of the Contract. The duration of the Contract Price guarantee shall be extended by the number of days required for the City to obtain all items necessary to fulfill all conditions precedent e.g., bond and insurance.

Item	Quantity	Unit	NAICS	Payment Reference	Description	Unit Price	Extension
BASE BID							
COMMON ITEMS							
1	1	LS	524126	2-4.1	Bonds (Payment and Performance)	 	\$ 6,649.-
2	1	LS	238990	7-9.1.1	Video Recording of Pre-existing Conditions	 	\$ 1,000.-
3	1	LS	237110	9-3.4.1	Mobilization	 	\$ 13,000.-
4	1	AL		9-3.5	Field Orders - Type II	 	\$50,000.00
5	1	LS	541330	701-13.9.5	Water Pollution Control Program Development	 	\$ 600.-
6	1	LS	237990	701-13.9.5	Water Pollution Control Program Implementation	 	\$ 1,000.-
7	1	LS	237110	704-4	Sewage Bypass and Pumping Plan (Diversion Plan)	 	\$ 3,500.-
PART A - SEWER PIPELINE REHABILITATION							
8	3,876	LF	237110	306-9.7	Cleaning and Video Inspecting Pipelines	\$ 5.-	\$ 19,380.-
9	3,876	LF	237110	306-9.7	Video Inspecting Pipelines for Acceptance	\$ 1.25	\$ 4,845.-
10	121	LF	237108	500-1.1.9	Rehabilitate 6-Inch Sewer Main	\$ 70.-	\$ 8,470.-
11	3,581	LF	237109	500-1.1.9	Rehabilitate 8-Inch Sewer Main	\$ 52.-	\$ 186,212.-

BIDDING DOCUMENTS

Item	Quantity	Unit	NAICS	Payment Reference	Description	Unit Price	Extension	
12	174	LF	237110	500-1.1.9	Rehabilitate 10-Inch Sewer Main	\$ 120.-	\$ 20,880.-	
13	32	EA	237110	500-2.10.2	Rehabilitate Existing Manhole	\$ 2,875.-	\$ 92,000.-	
PART B - SEWER LATERAL REHABILITATION								
14	31	EA	237110	500-4.9	Service Lateral Connection Sealing	\$ 2,444.-	\$ 75,764.-	
ESTIMATED TOTAL BASE BID (COMMON ITEMS + PART A + PART B)							\$ 483,300.00	

TOTAL BID PRICE FOR BID (Items 1 through 14 inclusive) amount written in words:

Four Hundred Eighty-Three Thousand and Three Hundred Dollars and No Cents

The Bid shall contain an acknowledgment of receipt of all addenda, the numbers of which shall be filled in on the Bid form. If an addendum or addenda has been issued by the City and not noted as being received by the Bidder, this proposal shall be rejected as being **non-responsive**. The following addenda have been received and are acknowledged in this bid: _____

The names of all persons interested in the foregoing proposal as principals are as follows:

DOMINIC J. BURTECH - PRESIDENT & CEO

JULIE J. BURTECH - EXEC. VP & SECRETARY

IMPORTANT NOTICE: If Bidder or other interested person is a corporation, state secretary, treasurer, and manager thereof; if a co-partnership, state true name of firm, also names of all individual co-partners composing firm; if Bidder or other interested person is an individual, state first and last names in full.

BIDDING DOCUMENTS


Bidder: BURTECH PIPELINE INCORPORATED

Title: PRESIDENT & CEO

Business Address: 102 SECOND STREET, ENCINITAS, CA 92024

Place of Business: ENCINITAS, CA 92024

Place of Residence: ENCINITAS, CA 92024

Signature: 

NOTES:

- A. The City shall determine the low Bid based on the Base Bid alone.
- B. Prices and notations shall be in ink or typewritten. All corrections (which have been initiated by the Bidder using erasures, strike out, line out, or "white-out") shall be typed or written in with ink adjacent thereto, and shall be initialed in ink by the person signing the bid proposal.
- C. Failure to initial all corrections made in the bidding documents may cause the Bid to be rejected as **non-responsive** and ineligible for further consideration.
- D. Blank spaces must be filled in, using figures. Bidder's failure to submit a price for any Bid item that requires the Bidder to submit a price shall render the Bid **non-responsive** and shall be cause for its rejection.
- E. Unit prices shall be entered for all unit price items. Unit prices shall not exceed two (2) decimal places. If the Unit prices entered exceed two (2) decimal places, the City will only use the first two digits after the decimal points without rounding up or down.
- F. All extensions of the unit prices bid will be subject to verification by the City. In the case of inconsistency or conflict between the product of the Quantity x Unit Price and the Extension, the product shall govern.
- G. In the case of inconsistency or conflict, between the sums of the Extensions with the estimated total Bid, the sum of the Extensions shall govern.
- H. Bids shall not contain any recapitulation of the Work. Conditional Bids will be rejected as being **non-responsive**. Alternative proposals will not be considered unless called for.

BIDDING DOCUMENTS

LIST OF SUBCONTRACTORS

In accordance with the requirements provided in the "Subletting and Subcontracting Fair Practices Act", Division 2, Part 1, Chapter 4 of the Public Contract Code, the Bidder shall list below the name and address of each Subcontractor who will perform work, labor, render services or specially fabricates and installs a portion [type] of the work or improvement, in an amount in excess of 0.5% of the Contractor's total Bid. The Bidder shall also list below the portion of the work which will be done by each subcontractor under this Contract. The Contractor shall list only one Subcontractor for each portion of the Work. The **DOLLAR VALUE** of the total Bid to be performed shall be stated for all subcontractors listed. Failure to comply with this requirement shall result in the Bid being rejected as **non-responsive** and ineligible for award. The Bidder's attention is directed to the Special Provisions - General; Paragraph 2-3 Subcontracts, which stipulates the percent of the Work to be performed with the Bidders' own forces. The Bidder shall list all SLBE, ELBE, DBE, DVBE, MBE, WBE, OBE, SDB, WoSB, HUBZone, and SDVOSB Subcontractors that Bidders are seeking recognition towards achieving any mandatory, voluntary, or both subcontracting participation percentages.

NAME, ADDRESS AND TELEPHONE NUMBER OF SUBCONTRACTOR	CONSTRUCTOR OR DESIGNER	SUBCONTRACTOR LICENSE NUMBER	TYPE OF WORK	DOLLAR VALUE OF SUBCONTRACT (MUST BE FILLED OUT)	MBE, WBE, DBE, DVBE, OBE, ELBE, SLBE, SDB, WoSB, HUBZone, OR SDVOSB	WHERE CERTIFIED	CHECK IF JOINT VENTURE PARTNERSHIP
Name: ACE Pipelining Inc. Address: P.O. Box 463861 City: Escondido State: CA Zip: 92046 Phone: (760) 497-7868	Constructor	PLEASE TAKE NOTICE Requirement to provide subcontractors license numbers becomes effective July 1, 2014	Item 8 Clean & Video Inspecting	\$10,659.00	—	—	—
Name: Zebron Address: P.O. Box 2874 City: Newport Beach State: CA Zip: 92659 Phone: (949) 632-6690	Constructor		Item 13 Rehab exist- manhole	\$80,000.00	—	—	—
Name: Video Fact Address: 4150 Monte Blvd. City: Ladera State: CA Zip: 91941 Phone: (619) 589-0080	Constructor		Item 2 Video Recording Preexisting	\$800.00	ELBE	CITY	—

① As appropriate, Bidder shall identify Subcontractor as one of the following and shall include a valid proof of certification (except for OBE, SLBE and ELBE):

- | | | | |
|---|--------|--|---------|
| Certified Minority Business Enterprise | MBE | Certified Woman Business Enterprise | WBE |
| Certified Disadvantaged Business Enterprise | DBE | Certified Disabled Veteran Business Enterprise | DVBE |
| Other Business Enterprise | OBE | Certified Emerging Local Business Enterprise | ELBE |
| Certified Small Local Business Enterprise | SLBE | Small Disadvantaged Business | SDB |
| Woman-Owned Small Business | WoSB | HUBZone Business | HUBZone |
| Service-Disabled Veteran Owned Small Business | SDVOSB | | |

② As appropriate, Bidder shall indicate if Subcontractor is certified by:

- | | | | |
|--|--------|--|----------|
| City of San Diego | CITY | State of California Department of Transportation | CALTRANS |
| California Public Utilities Commission | CPUC | San Diego Regional Minority Supplier Diversity Council | SRMSDC |
| State of California's Department of General Services | CADoGS | City of Los Angeles | LA |
| State of California | CA | U.S. Small Business Administration | SBA |

The Bidder will not receive any subcontracting participation percentages if the Bidder fails to submit the required proof of certification.

33.03

BIDDING DOCUMENTS

LIST OF SUBCONTRACTORS

In accordance with the requirements provided in the "Subletting and Subcontracting Fair Practices Act", Division 2, Part 1, Chapter 4 of the Public Contract Code, the Bidder shall list below the name and address of each Subcontractor who will perform work, labor, render services or specially fabricates and installs a portion [type] of the work or improvement, in an amount in excess of 0.5% of the Contractor's total Bid. The Bidder shall also list below the portion of the work which will be done by each subcontractor under this Contract. The Contractor shall list only one Subcontractor for each portion of the Work. The **DOLLAR VALUE** of the total Bid to be performed shall be stated for all subcontractors listed. Failure to comply with this requirement shall result in the Bid being rejected as **non-responsive** and ineligible for award. The Bidder's attention is directed to the Special Provisions - General; Paragraph 2-3 Subcontracts, which stipulates the percent of the Work to be performed with the Bidders' own forces. The Bidder shall list all SLBE, ELBE, DBE, DVBE, MBE, WBE, OBE, SDB, WoSB, HUBZone, and SDVOSB Subcontractors that Bidders are seeking recognition towards achieving any mandatory, voluntary, or both subcontracting participation percentages.

NAME, ADDRESS AND TELEPHONE NUMBER OF SUBCONTRACTOR	CONSTRUCTOR OR DESIGNER	SUBCONTRACTOR LICENSE NUMBER	TYPE OF WORK	DOLLAR VALUE OF SUBCONTRACT (MUST BE FILLED OUT)	MBE, WBE, DBE, DVBE, OBE, ELBE, SLBE, SDB, WoSB, HUBZone, OR SDVOSB	WHERE CERTIFIED	CHECK IF JOINT VENTURE PARTNERSHIP
Name: <i>Arrow Pipeline Repair Inc.</i> Address: <i>1330 Park Center Dr. 101</i> City: <i>Vista</i> State: <i>CA</i> Zip: <i>92081</i> Phone: <i>(760) 476-9388</i>	<i>Constructor</i>	PLEASE TAKE NOTICE Requirement to provide subcontractors license numbers becomes effective July 1, 2014	<i>Item 14 Service Lot Connection</i>	<i>\$ 68,200.00</i>	<i>SLBE</i>	<i>CITY</i>	<i>-</i>
Name: _____ Address: _____ City: _____ State: _____ Zip: _____ Phone: _____							
Name: _____ Address: _____ City: _____ State: _____ Zip: _____ Phone: _____							

① As appropriate, Bidder shall identify Subcontractor as one of the following and shall include a valid proof of certification (except for OBE, SLBE and ELBE):

- | | | | |
|---|--------|--|---------|
| Certified Minority Business Enterprise | MBE | Certified Woman Business Enterprise | WBE |
| Certified Disadvantaged Business Enterprise | DBE | Certified Disabled Veteran Business Enterprise | DVBE |
| Other Business Enterprise | OBE | Certified Emerging Local Business Enterprise | ELBE |
| Certified Small Local Business Enterprise | SLBE | Small Disadvantaged Business | SDB |
| Woman-Owned Small Business | WoSB | HUBZone Business | HUBZone |
| Service-Disabled Veteran Owned Small Business | SDVOSB | | |

② As appropriate, Bidder shall indicate if Subcontractor is certified by:

- | | | | |
|--|--------|--|----------|
| City of San Diego | CITY | State of California Department of Transportation | CALTRANS |
| California Public Utilities Commission | CPUC | San Diego Regional Minority Supplier Diversity Council | SRMSDC |
| State of California's Department of General Services | CADoGS | City of Los Angeles | LA |
| State of California | CA | U.S. Small Business Administration | SBA |

The Bidder will not receive any subcontracting participation percentages if the Bidder fails to submit the required proof of certification.

BIDDING DOCUMENTS

NAMED EQUIPMENT/MATERIAL SUPPLIER LIST

The Bidder seeking the recognition of equipment, materials, or supplies obtained from Suppliers towards achieving any mandatory, voluntary, or both subcontracting participation percentages shall list the Supplier(s) on the Named Equipment/Material Supplier List. The Named Equipment/Material Supplier List, at a minimum, shall have the name, locations (City) and the **DOLLAR VALUE** of the Suppliers. The Bidder will be credited up to 60% of the amount to be paid to the Suppliers for such materials and supplies unless vendor manufactures or substantially alters materials and supplies in which case 100% will be credited. The Bidder is to indicate (Yes/No) whether listed firm is a supplier or manufacturer. In calculating the subcontractor participation percentages, vendors/suppliers will receive 60% credit of the listed **DOLLAR VALUE**, whereas manufacturers will receive 100% credit. If no indication provided, listed firm will be credited at 60% of the listed dollar value for purposes of calculating the Subcontractor Participation Percentage, Suppliers will receive 60% credit of the listed **DOLLAR VALUE**, whereas manufacturers will receive 100% credit. If no indication provided, listed firm will be credited at 60% of the listed **DOLLAR VALUE** for purposes of calculating the subcontractor participation percentages.

NAME, ADDRESS AND TELEPHONE NUMBER OF VENDOR/SUPPLIER	MATERIALS OR SUPPLIES	DOLLAR VALUE OF MATERIAL OR SUPPLIES (MUST BE FILLED OUT)	SUPPLIER (Yes/No)	MANUFACTURER (Yes/No)	MBE, WBE, DBE, DVBE, OBE, ELBE, SLBE, SDB, WoSB, HUBZone, OR SDVOSB [ⓐ]	WHERE CERTIFIED [ⓐ]
Name: _____ Address: _____ City: _____ State: _____ Zip: _____ Phone: _____						
Name: _____ Address: _____ City: _____ State: _____ Zip: _____ Phone: _____						
Name: _____ Address: _____ City: _____ State: _____ Zip: _____ Phone: _____						

ⓐ As appropriate, Bidder shall identify Vendor/Supplier as one of the following and shall include a valid proof of certification (except for OBE,SLBE and ELBE):

- | | | | |
|---|--------|--|---------|
| Certified Minority Business Enterprise | MBE | Certified Woman Business Enterprise | WBE |
| Certified Disadvantaged Business Enterprise | DBE | Certified Disabled Veteran Business Enterprise | DVBE |
| Other Business Enterprise | OBE | Certified Emerging Local Business Enterprise | ELBE |
| Certified Small Local Business Enterprise | SLBE | Small Disadvantaged Business | SDB |
| Woman-Owned Small Business | WoSB | HUBZone Business | HUBZone |
| Service-Disabled Veteran Owned Small Business | SDVOSB | | |

ⓑ As appropriate, Bidder shall indicate if Vendor/Supplier is certified by:

- | | | | |
|--|--------|--|----------|
| City of San Diego | CITY | State of California Department of Transportation | CALTRANS |
| California Public Utilities Commission | CPUC | San Diego Regional Minority Supplier Diversity Council | SRMSDC |
| State of California's Department of General Services | CADoGS | City of Los Angeles | LA |
| State of California | CA | U.S. Small Business Administration | SBA |

The Bidder will not receive any subcontracting participation percentages if the Bidder fails to submit the required proof of certification.