

City of San Diego

CITY CONTACT

Contract Specialist: Clementina Giordano

Email: Cgiordano@sandiego.gov

Phone No.: 619-533-3481, Fax No.: 619-533-3633

DTittle/BDoringo/egz



REQUEST FOR PROPOSAL (RFP)

FOR

SEWER GROUP JOB 743

| | |
|----------------------|---------------------|
| TASK ORDER: | SEWER GROUP JOB 743 |
| TASK ORDER NO.: | 06 |
| RFQ NO.: | 12MCL100 |
| PROPOSAL NO.: | K-15-6181-MAC-3 |
| SAP NO. (WBS/IO/CC): | B-00353 |
| CLIENT DEPARTMENT: | 2011 |
| COUNCIL DISTRICT: | 1, 2, 3, 4, 9 |
| PROJECT TYPE: | JA |

THIS TASK IS SUBJECT TO THE FOLLOWING:

- PHASED-FUNDING
- PREVAILING WAGE RATES: STATE FEDERAL
- SMALL AND LOCAL BUSINESS ENTERPRISE (SLBE) PROGRAM
- MANDATORY USE OF APPRENTICES

PROPOSALS DUE

12:00 NOON

AUGUST 05, 2014

CITY OF SAN DIEGO

PUBLIC WORKS CONTRACTING GROUP

1010 SECOND AVENUE, 14th FLOOR, MS 614C

SAN DIEGO, CA 92101

ATTN: CONTRACT SPECIALIST

TABLE OF CONTENTS

| SECTION | PAGE NUMBER |
|--|--------------------|
| 1.0 INTRODUCTION | 3 |
| 2.0 PROJECT VALUE | 4 |
| 3.0 CONTRACT TIME | 4 |
| 4.0 CONTRACTOR’S LICENSE CLASSIFICATION PREQUALIFICATION PROGRAM STATUS | 4 |
| 5.0 SELECTION AND AWARD SCHEDULE | 4 |
| 6.0 EQUAL OPPORTUNITY CONTRACTING | 4 |
| 7.0 PRE-PROPOSAL ACTIVITIES..... | 8 |
| 8.0 EXAMINATION OF PLANS, SPECIFICATIONS, AND SITE OF WORK..... | 9 |
| 9.0 CHANGES TO SCOPE OF WORK..... | 10 |
| 10.0 DESIGN SUBMITTALS..... | 10 |
| 11.0 BONDS AND INSURANCES | 10 |
| 12.0 SUBMITTAL REQUIREMENTS | 10 |
| 13.0 OPENING OF PRICE PROPOSALS | 14 |
| 14.0 ADDITIONAL TERMS AND CONDITIONS..... | 14 |
| 15.0 PHASED FUNDING | 16 |
| 16.0 REQUIRED DOCUMENTS SCHEDULE..... | 16 |

ATTACHMENTS

| | |
|--|-----|
| A. PROJECT DESCRIPTION, SCOPE OF WORK, AND TECHNICAL SPECIFICATIONS (BRIDGING DOCUMENTS)..... | 19 |
| B. PHASED FUNDING PROVISIONS..... | 56 |
| C. PROPOSAL SUBMITTAL REQUIREMENTS AND SELECTION CRITERIA | 59 |
| D. SUPPLEMENTARY SPECIAL PROVISIONS (SSP)..... | 64 |
| E. PROPOSAL FORMS..... | 105 |
| F. PERFORMANCE BOND AND LABOR AND MATERIALMEN’S BOND..... | 121 |

1.0 INTRODUCTION

- 1.1 This is the City of San Diego's (City) second phase in the selection process to provide Design-Build services for **Task Order 06, Sewer Group Job 743** (Project) under a lump sum contract.
- 1.2 This RFP is being issued exclusively to the following selected firms for this selection process who each has entered into a base MACC contract (Contract) with the City:
 - 1.2.1 El Cajon Grading & Engineering Company, Inc. in association with David Evans and Associates, Inc.
 - 1.2.2 J.R. Filanc Construction Company, Inc. in association with Arrieta Construction, Inc. and HDR
 - 1.2.3 Orion Construction Corp./Balboa Construction, Inc. J.V. in association with Harris & Associates and Richard Brady & Associates
 - 1.2.4 Ortiz Corporation in association with AECOM
 - 1.2.5 TC Construction Company in association with RBF Consulting
- 1.3 This RFP describes the Project, the required scope of Work and Services, the Design-Builder selection process, the minimum information that must be included in the Proposal for this Project, and, the terms and conditions governing the Work. The only work authorized under the Contract is work ordered by the City through issuance of a Task Order (TO).
- 1.4 Each Proposal properly executed as required by this RFP shall constitute a firm offer, which may be accepted by the City within the time specified in the Proposal.
- 1.5 This RFP will not commit the City to award a contract or (TO), to defray any costs incurred in the preparation of a Proposal pursuant to this RFP, or to procure or contract for the Work.
- 1.6 All Proposals submitted in response to this RFP are the property of the City. After the selection process is complete, the Proposals become non-exempt public records, and as such may be subject to public view.
- 1.7 Selection announcements, contract awards, and all data provided by the City shall be protected from public disclosure. The Design-Builders desiring to release information to the public, shall receive prior written approval from the City.
- 1.8 The Design-Builder, by submitting a response to this RFP, agrees to provide the required services for the terms and conditions noted in this RFP and its attachments, if awarded by the City. The agreement and other terms and conditions are included in the Multiple Award Design-Build Contract and The GREENBOOK, The WHITEBOOK, and the Supplementary Special Provisions (SSP).
- 1.9 This RFP amends the Standard Specifications for Public Works Construction (the GREENBOOK), including supplement amendments set forth in the City of San

Diego Standard Specifications for Public Works Construction (the WHITEBOOK). All changes and or additions are stated herein and all other provisions remain unchanged.

2.0 PROJECT VALUE

2.1 The City’s estimate of the Contract Price including the City’s Contingency is **\$2,235,000.**

3.0 CONTRACT TIME

3.1 The Project shall be completed within **330 Working Days** from the NTP.

4.0 CONTRACTOR'S LICENSE CLASSIFICATION AND PRE-QUALIFICATION STATUS

The Design-Builder shall ensure that Design-Builder’s license(s) as specified in the RFQ shall be valid when Proposal is submitted. In addition, the Design-Builder shall maintain its prequalification status at the time of the Proposal submittal as specified in the RFQ. Failure to comply with these requirements will result in rejection of the Proposal.

5.0 SELECTION AND AWARD SCHEDULE

5.1 The City anticipates that the process for awarding **Task Order 06** will be according to the following tentative schedule:

- 5.1.1 Pre-Proposal Meeting July 17, 2014
- 5.1.2 Proposal Due Date August 05, 2014
- 5.1.3 Selection and Notification August 15, 2014
- 5.1.4 Limited Notice to Proceed January 27, 2015

6.0 EQUAL OPPORTUNITY CONTRACTING

6.1 All Equal Opportunity Contracting (EOC) information provided by the Design-Builder and requirements set forth in the RFQ shall apply to the RFP process. The Design-Builder shall review the information, data, and documentation provided in the Design-Builder’s SOQ and changes shall be clearly identified in the Proposal; otherwise the information, as previously submitted, will be deemed complete and accurate.

6.2 The mandatory minimum subcontractor participation percentages for this RFP are as follows:

| SERVICES | SLBE | ELBE | DVBE | Subcontracting Requirement |
|-----------------------|-------|--------|--------|----------------------------|
| Design Services | 4.20% | 4.50% | 0.60 % | 9.30 % |
| Construction Services | 6.20% | 14.60% | 1.50% | 22.30 % |

Notes:

- 1. Subcontracting Requirement is the percentage of the individual contract elements i.e., Design Services or Construction Services.

- 6.3 The Design-Builder shall submit subcontractor participation percentages that are not less than the specified subcontracting requirements.
- 6.4 The required subcontracting percentages apply to 1st tier Subcontractors only.
- 6.5 For the purpose of achieving the proposed subcontractor participation percentage, Allowance Proposal Items will not be included in the calculation. The Design-Builder may not substitute DVBE for SLBE/ELBE or SLBE/ELBE for DVBE. Subcontracting percentages for design and construction may not be substituted for one another.
- 6.6 The Proposal shall be deemed non-responsive if the Subcontractor and Supplier listings submitted and enclosed with the Price Proposal fail to meet the above minimum required subcontracting participation levels.
- 6.7 The Design-Builders' Proposals will be further evaluated for their commitment to the City's principles of equal opportunity as specified in this RFP. See Attachment C, "Proposal Submittal Requirements and Selection Criteria" for more information.
- 6.8 To The WHITEBOOK, Chapter 10, Sections D and E, DELETE in their entirety and SUBSTITUTE with the following:

D. CITY'S EQUAL OPPORTUNITY COMMITMENT.

1. Nondiscrimination in Contracting Ordinance.

1. The Contractor, Subcontractors and Suppliers shall comply with requirements of the City's Nondiscrimination in Contracting Ordinance, San Diego Municipal Code §§22.3501 through 22.3517.

The Contractor shall not discriminate on the basis of race, gender, religion, national origin, ethnicity, sexual orientation, age, or disability in the solicitation, selection, hiring, or treatment of subcontractors, vendors, or suppliers. The Contractor shall provide equal opportunity for subcontractors to participate in subcontracting opportunities. The Contractor understands and agrees that violation of this clause shall be considered a material breach of the contract and may result in contract termination, debarment, or other sanctions.

The Contractor shall include the foregoing clause in all contracts between the Contractor and Subcontractors and Suppliers.

2. Disclosure of Discrimination Complaints. As part of its Bid or Proposal, the Bidder shall provide to the City a list of all instances within the past 10 years where a complaint was filed or pending against Bidder in a legal or administrative proceeding alleging that Bidder discriminated against its employees, subcontractors, vendors, or suppliers, and a

description of the status or resolution of that complaint, including any remedial action taken.

3. Upon the City's request, the Contractor agrees to provide to the City, within 60 days, a truthful and complete list of the names of all Subcontractors and Suppliers that the Contractor has used in the past 5 years on any of its contracts that were undertaken within San Diego County, including the total dollar amount paid by the Contractor for each subcontract or supply contract.
4. The Contractor further agrees to fully cooperate in any investigation conducted by the City pursuant to the City's Nondiscrimination in Contracting Ordinance, Municipal Code §§22.3501 through 22.3517. The Contractor understands and agrees that violation of this clause shall be considered a material breach of the Contract and may result in remedies being ordered against the Contractor up to and including contract termination, debarment and other sanctions for violation of the provisions of the Nondiscrimination in Contracting Ordinance. The Contractor further understands and agrees that the procedures, remedies and sanctions provided for in the Nondiscrimination in Contracting Ordinance apply only to violations of the Ordinance.

E. EQUAL EMPLOYMENT OPPORTUNITY OUTREACH PROGRAM.

1. The Contractor, Subcontractors and Suppliers shall comply with the City's Equal Employment Opportunity Outreach Program, San Diego Municipal Code §§22.2701 through 22.2707.

The Contractor shall not discriminate against any employee or applicant for employment on any basis prohibited by law. Contractor shall provide equal opportunity in all employment practices. Prime Contractor shall ensure their subcontractors comply with this program. Nothing in this section shall be interpreted to hold a prime contractor liable for any discriminatory practice of its subcontractors.

The Contractor shall include the foregoing clause in all contracts between the Contractor and Subcontractors and Suppliers.

2. If the Contract is competitively solicited, the selected Bidder shall submit a Work Force Report (Form BB05), within 10 Working Days after receipt by the Bidder of Contract forms to the City for approval as specified in the Notice of Intent to Award letter from the City.
3. If a Work Force Report is submitted, and the City determines there are under-representations when compared to County Labor Force Availability data, the selected Bidder shall submit an Equal Employment Opportunity Plan.

4. If the selected Bidder submits an Equal Employment Opportunity Plan, it shall include the following assurances:
 1. The Contractor shall maintain a working environment free of discrimination, harassment, intimidation and coercion at all sites and in all facilities at which the Contractor's employees are assigned to work.
 2. The Contractor reviews its EEO Policy, at least annually, with all on-site supervisors involved in employment decisions.
 3. The Contractor disseminates and reviews its EEO Policy with all employees at least once a year, posts the policy statement and EEO posters on all company bulletin boards and job sites, and documents every dissemination, review and posting with a written record to identify the time, place, employees present, subject matter, and disposition of meetings.
 4. The Contractor reviews, at least annually, all supervisors' adherence to and performance under the EEO Policy and maintains written documentation of these reviews.
 5. The Contractor discusses its EEO Policy Statement with subcontractors with whom it anticipates doing business, includes the EEO Policy Statement in its subcontracts, and provides such documentation to the City upon request.
 6. The Contractor documents and maintains a record of all bid solicitations and outreach efforts to and from subcontractors, contractor associations and other business associations.
 7. The Contractor disseminates its EEO Policy externally through various media, including the media of people of color and women, in advertisements to recruit, maintains files documenting these efforts, and provides copies of these advertisements to the City upon request.
 8. The Contractor disseminates its EEO Policy to union and community organizations.
 9. The Contractor provides immediate written notification to the City when any union referral process has impeded the Contractor's efforts to maintain its EEO Policy.
 10. The Contractor maintains a current list of recruitment sources, including those outreaching to people of color and women, and provides written notification of

employment opportunities to these recruitment sources with a record of the organizations' responses.

11. The Contractor maintains a current file of names, addresses and phone numbers of each walk-in applicant, including people of color and women, and referrals from unions, recruitment sources, or community organizations with a description of the employment action taken.
12. The Contractor encourages all present employees, including people of color and women employees, to recruit others.
13. The Contractor maintains all employment selection process information with records of all tests and other selection criteria.
14. The Contractor develops and maintains documentation for on-the-job training opportunities, participates in training programs, or both for all of its employees, including people of color and women, and establishes apprenticeship, trainee, and upgrade programs relevant to the Contractor's employment needs.
15. The Contractor conducts, at least annually, an inventory and evaluation of all employees for promotional opportunities and encourages all employees to seek and prepare appropriately for such opportunities.
16. The Contractor ensures the company's working environment and activities are non-segregated except for providing separate or single-user toilets and necessary changing facilities to assure privacy between the sexes.

7.0 PRE-PROPOSAL ACTIVITIES

7.1 Questions Concerning RFP

- 7.1.1 The Director or designee of the Public Works Department is the officer responsible for responding to questions and opening, examining, and evaluating the competitive Proposals submitted to the City for the acquisition, construction, and completion of any public improvement except when otherwise set forth in these documents.
- 7.1.2 All questions regarding this RFP and Contract Documents shall be presented in writing to the Contract Specialist at the US Postal Service or the e-mail address identified on the cover sheet of this RFP prior to the Proposal due date.
- 7.1.3 Questions received less than 14 Days prior to the Proposal due date may not be answered.

- 7.1.4 Interpretations or clarifications of this RFP considered necessary by the City in response to such questions will be issued by Addenda.
- 7.1.5 The City at its option, may respond to any or all questions submitted in the form of an Addendum. Only questions answered by formal written Addendum will be binding. Oral and other interpretations or clarifications will be without legal effect.
- 7.1.6 The changes to the RFP through Addendum are made effective as though originally issued with the RFP. It is the Design-Builder's responsibility to become informed of any Addenda that have been issued and to include all such information in its Proposal.

7.2 Pre-Proposal Meeting

- 7.2.1 A **mandatory** Pre-Proposal meeting will be held from 10:00 AM to 11:00 AM, on **JULY 17, 2014**, at 1010 Second Avenue, 14th Floor, San Diego, CA, 92101.
- 7.2.2 All Design-Builders are **required** to attend. Any materials distributed at the meeting will be issued to all RFP recipients in the form of an addendum to the RFP. It is not necessary for all members of a the Design-Builder's team to be present at the Pre-Proposal Meeting, however, the Design-Builder will be responsible for receiving and applying all information discussed at the Pre- Proposal Meeting.
- 7.2.3 To request a copy of the agenda on an alternative format, or to request a sign language or oral interpreter for this meeting, call the Public Works Contracting Group at (619) 533-3450 at least 7 days prior to the Pre-Proposal Conference to ensure availability.
- 7.2.4 Proposal will be considered **non-responsive** if the Design-Builder fails to attend the Pre-Proposal Meeting as evidenced by the City's meeting sign-in sheet when such a meeting has been specified to be required.
- 7.2.5 Firms participating in the Pre-Proposal Meeting and site visit (if any) will not be compensated for their participation.

7.3 Pre-Proposal Site Visit

- 7.3.1 No Pre-Proposal Site visit is scheduled for the Work. The Design-Builders may request access to the site, if needed to complete their proposal, by calling the Public Works Contracting Group at (619) 533-3450 at least 2 Days prior to the date requested for access.

8.0 EXAMINATION OF PLANS, SPECIFICATIONS, AND SITE OF WORK

- 8.1 Contract Documents may be obtained by contacting the Contract Specialist listed on the cover of the Request for Proposal.

8.2 The Design-Builders shall examine carefully the Project Site, the Plans and Specifications, and other materials as described in or referenced by this RFP. The submission of a Proposal shall be conclusive evidence that the Design-Builder has investigated and is satisfied as to the conditions to be encountered, as to the character, quality, and scope of Work, the quantities of materials to be furnished, local conditions, and as to the requirements of the Contract Documents.

9.0 CHANGES TO THE SCOPE OF WORK

9.1 The Design-Builder shall immediately notify the City in writing of any proposed or anticipated change in the Scope, Contract Amount, or Contract Time, and shall obtain City's written consent to the change prior to making any changes. In no event shall City's consent be construed to relieve the Design-Builder from its duty to render all Work and Services in accordance with applicable laws and accepted industry standards.

10.0 DESIGN SUBMITTALS

10.1 The City's review of The Design-Builder's Design Submittals shall not relieve the Design-Builder from its responsibilities under the Contract, or be deemed to be an acceptance or waiver by City of any deviation from, or of the Design-Builder's failure to comply with, any provision or requirement of the Contract Documents, unless such deviation or failure has been identified as such in writing in the document submitted for acceptance by The Design-Builder and accepted by City. Where approval or acceptance by City is required, it is understood to be general approval only, and does not relieve the Design-Builder of responsibility for complying with all applicable laws and good professional practices as the Design-Builder shall be the Engineer of Record.

11.0 BONDS AND INSURANCE

11.1 Prior to the award of TO, the Design-Builders shall submit evidence of separate bonds and insurance as specified in Sections 2-4, "CONTRACT BONDS," 7-3, "LIABILITY INSURANCE," and 7-4, "WORKERS' COMPENSATION INSURANCE" of the City's standard specifications for public works constructions unless specified otherwise in the Contract Documents.

12.0 SUBMITTAL REQUIREMENTS

12.1 Each Design-Builder shall submit separate "Technical" and "Price" Proposals as described in this RFP.

12.2 **Technical Proposal Requirements**

12.2.1 The Technical Proposal shall be concise and well organized and shall demonstrate the Design-Builder's qualifications and experience applicable to the Project. Type size and margins for text pages shall be in accepted standard formats for desk top publishing and word processing and result in no more than 500 words per page and shall be limited to no more than 50 one-sided pages (8 1/2" x 11") inclusive of any cover sheets, resumes, graphics, forms, pictures, photographs, dividers, front and back cover and supporting documentation; exclusive of Equal Opportunity Contracting documentation. Double-sided pages are not acceptable. Paper foldouts in

sizes other than the Standard Letter size will count as 2 pages against the established Proposal page-count limit. A cover letter may be submitted but shall not contain any information that is a required element of the Technical Proposal.

12.2.2 The Design-Builder shall certify that the documentation required under the Work Force Report and Equal Employment Opportunity (EEO) Plan and the Subcontractor Documentation of the RFQ remains correct and accurate. If any changes or modifications are required to the aforementioned documents, they shall be documented in the Work Force Report and EEO Plan forms included in the Contract Documents as attachments and submitted with the Proposal. The EOCP information not revealing the Contract Price shall be submitted with the Technical Proposal.

12.2.3 The Technical Proposals submitted in response to the RFP shall be in accordance with the requirements listed in Attachment C. The contents of the Proposal shall be organized consistent with the Attachment C.

12.3 Price Proposal Requirements

12.3.1 This solicitation is for a Lump Sum contract.

12.3.2 One executed original, clearly marked on the cover, of the Price Proposal shall be submitted in a separate sealed envelope. Refer to Attachment E of this RFP for the Price Proposal form to be used.

12.3.3 The Price Proposal shall be signed by an individual or individuals authorized to execute legal documents on behalf of the Design-Builder.

12.3.4 The lowest proposed price is not the determining factor for issuance of a TO. See Attachment C for criteria from which the proposals will be evaluated.

12.3.5 In case of discrepancies, written numbers will govern over numerical. The summation of all lump sum, unit prices, allowances and any other priced items will govern over the total price in case of discrepancies between the two.

12.3.6 Certain EOCP information (i.e., Subcontractors and Suppliers listings) that indicates the dollar value of the portions of the work to be performed by the Subcontractors and Suppliers shall be submitted as part of the sealed Price Proposal.

12.4 Submittal Requirements

12.4.1 General

12.4.1.1 A corporation designated as the selected Design-Builder shall furnish evidence of its corporate existence and evidence that the officer signing the Proposal, bonds, and TO authorization (when required by the City) for the corporation is duly authorized to do so.

- 12.4.1.2 Price Proposal shall be made only upon the Proposal form attached to and forming a part of the specifications. The signature of each person signing shall be in longhand.
- 12.4.1.3 The Design-Builder shall complete and submit all pages in the "Proposal Documents" Section as their Price Proposal per the schedule given under "Required Documents Schedule." The Design-Builder is requested to retain for their reference other portions of the Contract Documents that are not required to be submitted with the Proposal. The entire specifications for the proposal package do not need to be submitted with the proposal.
- 12.4.1.4 Proposals and certain other forms and documents shall be enclosed in a sealed envelope and shall bear the title of the work and name of the Design-Builder and the appropriate State Contractors License designation which the Design-Builder holds.
- 12.4.1.5 Proposals may be withdrawn by the Design-Builder prior to, but not after, the due date and time for receipt of Proposals. The Proposal shall be signed by an individual or individuals authorized to execute legal documents on behalf of the Design-Builder.
- 12.4.1.6 Proposals or modifications thereto received subsequent to the hour and date specified on the cover of this RFP may cause the Design-Builder's Proposal to be rejected as **non-responsive**.
- 12.4.1.7 Failure to comply with the requirements of this RFP may result in disqualification.

12.4.2 Technical Proposal

- 12.4.2.1 One clearly marked on the cover executed original, 7 complete paper copies of the Proposal, and 1 Compact Disk (CD) or Digital Video Disk (DVD) with a complete Portable Document Format (PDF) formatted version of the submitted documents for this proposal shall be included. The following information will be clearly marked on the outside of each package:

Name of the Design-Builder

Project Title

"Technical Proposal" Package No. (e.g., 1 of 16, 2 of 16, etc.)
Marked (in red)

- 12.4.2.2 Design elements which deviate from the scope of Work, City's design guidelines, or material substitution which differs from the Approved Material List shall be highlighted in accordance with Attachment C, "Exceptions to the RFP" of the Proposal.

12.4.3 Price Proposal

12.4.3.1 The Price Proposal is to be submitted in sealed packages with the following information clearly marked on the outside of each package:

Name of the Design-Builder

Project Title

“Price Proposal” Marked (in red)

12.5 Review of Technical Proposal

12.5.1 Following the receipt of the Technical Proposal, the City anticipates at least 2 weeks for review of the Technical Proposals.

12.6 Final Selection (Weighted Criteria)

12.6.1 Based on the Design-Builder's Proposal and using the Project's Evaluation Criteria, the Panel will rank the Design-Builder's Proposal by determining the score which shall be calculated as follows:

12.6.1.1 A maximum of 50 points will be assigned for the Contract Price as proposed. The lowest total estimated Contract Price of all the Proposals that meet the requirements of this RFP will receive the maximum assigned points to this category. The other Price Proposals will be scored based on how much higher their total estimated Contract Prices compare with the lowest:

$$\left(1 - \frac{(\text{Contract Price} - \text{Lowest Contract Price})}{(\text{Lowest Contract Price})}\right) \times \text{Max Pts} = \text{Pts Rcvd}$$

12.6.1.2 A maximum of 50 points will be assigned for the qualitative criteria noted in Attachment C of this RFP. All Proposals shall receive scores based on 50 times the average of the composite ratings provided by the Panel.

12.6.1.3 The Apparent Winner will be the team with the highest total score earned. The Design-Builders will be notified in writing of the City's final decision.

12.6.1.4 For example, if the lowest total estimated Contract Price of all proposals is \$100, that Proposal would receive the maximum allowable points for the price category. If the total estimated Contract Price of another proposal is \$105 and the maximum allowable points is 50 points, then that Proposal would receive $(1 - ((105 - 100) / 100) \times 50 = 47.5$ points, or 95% of the maximum points. The lowest score a Proposal can receive for this category is zero points (i.e., the score cannot be a negative number). The following example using the same 50/50 split illustrates the calculation outcomes, with Firm A winning the

competition even though Firm C had the lowest price but did not have the highest rated proposal:

| Firm | Avg. Composite Rating | Qualitative Score (50 Max) | Price Proposal | Price Score (50Max) | Total Score (100 Max) |
|------|-----------------------|----------------------------|----------------|---------------------|-----------------------|
| A | 88.00 | 44.00 | \$105 | 47.50 | 91.50 |
| B | 75.00 | 37.50 | \$130 | 35.00 | 72.50 |
| C | 80.00 | 40.00 | \$100 | 50.00 | 90.00 |

Note: All figures will be rounded off to 2 decimal places.

12.7 Use of Reference Documents and Pre-Design Reports

12.7.1 The City has made available Reference Documents related to the Project (see Bridging Documents). Use of these reports shall be for general Project background information only, and shall be used at the Design-Builder's risk. No responsibility is assumed by the City for the completeness or accuracy of these reports. See Scope of Work (Attachment 'A').

13.0 OPENING OF PRICE PROPOSALS

13.1 After the Technical Proposals have been evaluated and scored, the City will open the Price Proposals and make the selection of the winning Design-Builder in accordance with the criteria set forth above under Section 12.6, "Final Selection (Weighted Criteria)" of this RFP. The City will announce in writing the selected Design-Builder via correspondence to all participants indicating the Average Composite Rating, Qualitative Score, Price Proposal, Price Score, Total Score, and Rank for all proposers evaluated. The notification to the Design-Builders shall constitute the public announcement of the Apparent Winner. In the event that the Apparent Winner is subsequently deemed non-responsive or non-responsible, a new public announcement will be provided to all proposers with the name of the newly designated Apparent Winner.

14.0 ADDITIONAL TERMS AND CONDITIONS

14.1 **Protests.** A Design-Builder may protest the award of a task order to another Design-Builder in accordance with San Diego Municipal Code section 22.3017.

14.2 **Changes to Key Personnel and Substitution of Subcontractors.** The Design-Builder shall not change or substitute any individual that is identified as "key personnel" in its Statement of qualifications SOQ and Proposal without the written consent of the City, which will not be unreasonably withheld. The Design-Builder shall not change or substitute any material, Supplier, or Subcontractor identified in its SOQ and Proposal statement of qualifications or proposal without written consent of the City.

14.3 **Project Team.** The Design-Builder shall maintain all representations, team members, and proposed tasks and work elements as valid, except for the schedule which would be adjusted as mutually agreed upon by the City and the Design-Builder.

- 14.4 Submittal of “or Equal” Items.** See 4-1.6, “Trade Names or Equals” in the SSP and as modified by the Scope of Work Attachment A.
- 14.5 Subcontract Limitations.** The Design-Builder’s attention is directed to Standard Specifications for Public Works Construction, Section 2-3, “SUBCONTRACTS” which requires the Design-Builder to perform not less than the specified amount under this RFP. Failure to comply with this requirement shall render the Proposal **non-responsive**.
- 14.6 San Diego Business Tax Certificate.** All Contractors, including Subcontractors, not already having a City of San Diego Business Tax Certificate for the work contemplated shall secure the appropriate certificate from the City Treasurer, Civic Center Plaza, first floor, before the Contract can be executed.
- 14.7 City Standard Provisions.** This RFP and the subsequent TO are subject to the following standard provisions. See The WHITEBOOK for details.
- 14.7.1** The City of San Diego Resolution No. R-277952 adopted on May 20, 1991 for a Drug-Free Workplace.
- 14.7.2** The City of San Diego Resolution No. R-282153 adopted on June 14, 1993 related to the Americans with Disabilities Act.
- 14.7.3** The City of San Diego Municipal Code §22.3004 for Pledge of Compliance.
- 14.7.4** The City of San Diego’s Labor Compliance Program and the State of California Labor Code §§1771.5(b) and 1776.
- 14.7.5** Sections 1777.5, 1777.6, and 1777.7 of the State of California Labor Code concerning the employment of apprentices by contractors and subcontractors performing public works contracts.
- 14.7.6** The City’s Equal Benefits Ordinance (EBO), Chapter 2, Article 2, Division 43 of The San Diego Municipal Code (SDMC).
- 14.7.7** The City’s Information Security Policy (ISP) as defined in the City’s Administrative Regulation 90.63.
- 14.8 Prevailing Wage Rates:** Prevailing wage rates apply to this contract.
- 14.8.1 State Prevailing Wage Requirements.**
- 14.8.1.1** In accordance with the provisions of California Labor Code Sections 1770, et seq. as amended, the Director of the Department of Industrial Relations has determined the general prevailing rate of per diem wages in accordance with the standards set forth in such Sections for the locality in which the Work is to be performed. Copies of the prevailing rate of per diem wages may be found at http://www.dir.ca.gov/dlsr/statistics_research.html. The Contractor shall post a copy of the above determination of the

prevailing rate of per diem wages at each job site and shall make them available to any interested party on request.

14.8.1.2 Pursuant to Sections 1720 et seq., and 1770 et seq., of the California Labor Code the Contractor any Subcontractor shall pay not less than said specified rates determined by the Director of the California Department of Industrial Relations to all workmen employed by them in the execution of the Work.

14.8.1.3 The wage rates determined by the Director of Industrial Relations and published in the Department of Transportation publication entitled, "General Prevailing Wage Rates", refer to expiration dates. If the published wage rate does not refer to a predetermined wage rate to be paid after the expiration date, said published rate of wage shall be in effect for the life of this contract. If the published wage rate refers to a predetermined wage rate to become effective upon expiration of the published wage rate and the predetermined wage rate is on file with the Department of Industrial Relations, such predetermined wage rate shall become effective on the date following the expiration date and shall apply to this contract in the same manner as if it had been published in said publication. If the predetermined wage rate refers to one or more additional expiration dates with additional predetermined wage rates, which expiration dates occur during the life of this contract, each successive predetermined wage rate shall apply to this contract on the date following the expiration date of the previous wage rate. If the last of such predetermined wage rates expires during the life of this contract, such wage rate shall apply to the balance of the contract.

14.8.1.4 The successful bidder intending to use a craft or classification not shown on the prevailing rate determinations may be required to pay the rate of the craft or classification most closely related to it.

15.0 **PHASED FUNDING**

See Attachment B

16.0 **REQUIRED DOCUMENTS SCHEDULE**

16.1 The Design-Builder's attention is directed to the City's Municipal Code §22.0807(e), (3)-(5) for important information regarding grounds for debarment for failure to submit required documentation.

16.2 The specified Equal Opportunity Contracting Program (EOCP) forms are available for download from the City's web site at:

<http://www.sandiego.gov/eoc/forms/index.shtml>

| ITEM | WHEN DUE | FROM | DOCUMENT TO BE SUBMITTED | DOCUMENT DUE (AS CHECKED) WITH: | |
|------|--|--------------------------------|---|---------------------------------|----------------|
| | | | | TECHNICAL PROPOSAL | PRICE PROPOSAL |
| 1. | PROPOSAL SUBMITTAL DATE/TIME | ALL DESIGN-BUILD FIRMS | Price Proposal Form | | √ |
| 2. | PROPOSAL SUBMITTAL DATE/TIME | ALL DESIGN-BUILD FIRMS | Non-collusion Affidavit to be Executed By Proposer and Submitted with Proposal under 23 USC 112 and PCC 7106 | | √ |
| 3. | PROPOSAL SUBMITTAL DATE/TIME | ALL DESIGN-BUILD FIRMS | Contractors Certification of Pending Actions | | √ |
| 4. | PROPOSAL SUBMITTAL DATE/TIME | ALL DESIGN-BUILD FIRMS | Equal Benefits Ordinance Certification of Compliance | | √ |
| 5. | PROPOSAL SUBMITTAL DATE/TIME | ALL DESIGN-BUILD FIRMS | Form AA05 – Design-Build List of Subcontractors | | √ |
| 6. | PROPOSAL SUBMITTAL DATE/TIME | ALL DESIGN-BUILD FIRMS | Form AA15 - Design-Build List of Subcontractors | √ | |
| 7. | PROPOSAL SUBMITTAL DATE/TIME | ALL DESIGN-BUILD FIRMS | Form AA25 - Design-Build Named Equipment/Material Supplier List | | √ |
| 8. | PROPOSAL SUBMITTAL DATE/TIME | ALL DESIGN-BUILD FIRMS | Form AA30 - Design-Build Named Equipment/Material Supplier List | √ | |
| 9. | WITHIN 10 WORKING DAYS AFTER RECEIPT BY PROPOSER OF CONTRACT FORMS | APPARENT LOW DESIGN-BUILD FIRM | Names of the principal individual owners of the Apparent Low Proposer - | | |
| 10. | WITHIN 10 WORKING DAYS AFTER RECEIPT BY PROPOSER OF CONTRACT FORMS | APPARENT LOW DESIGN-BUILD FIRM | If the Contractor is a Joint Venture, the following information must be submitted: <ul style="list-style-type: none"> • Joint Venture Agreement • Joint Venture License | | |

| ITEM | WHEN DUE | FROM | DOCUMENT TO BE SUBMITTED | DOCUMENT DUE (AS CHECKED) WITH: | |
|------|--|--------------------------------|---|---------------------------------|----------------|
| | | | | TECHNICAL PROPOSAL | PRICE PROPOSAL |
| 11. | WITHIN 10 WORKING DAYS AFTER RECEIPT BY PROPOSER OF CONTRACT FORMS | APPARENT LOW DESIGN-BUILD FIRM | Contract Forms - Agreement | | |
| 12. | WITHIN 10 WORKING DAYS AFTER RECEIPT BY PROPOSER OF CONTRACT FORMS | APPARENT LOW DESIGN-BUILD FIRM | Contract Forms – Performance Bonds and Labor and Materialmen’s Bond | | |
| 13. | WITHIN 10 WORKING DAYS AFTER RECEIPT BY PROPOSER OF CONTRACT FORMS | APPARENT LOW DESIGN-BUILD FIRM | Certificates of Insurance and Endorsements | | |
| 14. | WITHIN 10 WORKING DAYS AFTER RECEIPT BY PROPOSER OF CONTRACT FORMS | APPARENT LOW DESIGN-BUILD FIRM | Contractor Certification - Drug-Free Workplace | | |
| 15. | WITHIN 10 WORKING DAYS AFTER RECEIPT BY PROPOSER OF CONTRACT FORMS | APPARENT LOW DESIGN-BUILD FIRM | Contractor Certification - American with Disabilities Act | | |
| 16. | WITHIN 10 WORKING DAYS AFTER RECEIPT BY PROPOSER OF CONTRACT FORMS | APPARENT LOW DESIGN-BUILD FIRM | Contractors Standards - Pledge of Compliance | | |
| 17. | WITHIN 10 WORKING DAYS AFTER RECEIPT BY PROPOSER OF CONTRACT FORMS | APPARENT LOW DESIGN-BUILD FIRM | Form BB05 – Work Force Report | | |

ATTACHMENT A
PROJECT DESCRIPTION, SCOPE OF WORK, AND TECHNICAL SPECIFICATIONS
(BRIDGING DOCUMENTS)

ATTACHMENT A

PROJECT DESCRIPTION, SCOPE OF WORK, AND TECHNICAL SPECIFICATIONS

(BRIDGING DOCUMENTS)

PUBLIC WORKS DEPARTMENT

1. Project Description:

1.1. Sewer Group Job 743 includes rehabilitation of 1,906 linear feet of existing VC sewer main, installation of 1,685 linear feet of new sewer main and replacement of 3,398 linear feet of existing VC Sewer main. Associated sewer laterals, manholes, curb ramps, and appurtenances are included in this project, as well as abandonment of existing sewer mains and re-plumb of sewer laterals.

2. Scope of Work:

2.1. The Work and Services required of the Design-Builder include those during design and construction of the Project. The Design-Builder shall provide all management, supervision, labor, services, equipment, tools, supplies, temporary facilities, and any other item of every kind and description required for the complete design and construction of the Project.

2.2. The Design-Builder shall be responsible for performing and completing, and for causing all Sub-consultants/Subcontractors to perform and complete the design and construction of the Project as set forth in the Contract Documents.

2.3. The Design-Builder shall provide all Work and Services required by the Contract Documents, including those described as “if required,” “if directed,” “potential,” “optional,” “may,” or similar adjectives and phrases. This work falls under the appropriate proposal items.

2.4. The Design-Builder covenants that the Services shall meet the performance expectations of the City as described in this Scope. The Design-Builder shall be responsible for achieving Completion of the Project as set forth in the Project Schedule, as the same may be extended from time to time pursuant to the provisions of the Contract.

2.5. The submission of a Proposal shall be conclusive evidence that the Design-Builder has investigated and is satisfied as to the conditions to be encountered, as to the character, quality, and scope of Work, the quantities of materials to be furnished, the local conditions under which the Work is to be performed, and as to the requirements of the Proposal Documents, Plans, and Specifications.

2.6. As the Engineer of Work, the Design-Builder shall refer to the City’s preliminary design information for the purpose of preparing a set of Plans and Specifications for the construction.

- 2.7.** The Scope of Work and Services [Scope] may also include but is not limited to the following:
- 2.7.1.** Conducting investigations, as-built research, and additional design survey services including physical and aerial surveys if needed for the completion of design work;
 - 2.7.2.** Preparing & completing 30%, 60%, 100%, and Final design drawings. The Design-Builder is solely responsible for the preparation and completion of design plans for construction;
 - 2.7.3.** Obtaining plan check approvals; and providing engineering services during construction, startup, and testing;
 - 2.7.4.** Construction of sewer mains and appurtenances.
 - 2.7.5.** Monitoring for potential of any hazardous materials and coordination with local resource agencies;
 - 2.7.6.** Value engineering;
 - 2.7.7.** Additional geotechnical investigation and potholing;
 - 2.7.8.** Performance and implementation of QA/QC,
 - 2.7.9.** Landscaping;
 - 2.7.10.** Traffic control, paving, curb ramps, storm water permitting and compliance. The paving for each community of the project shall occur at the completion of construction for that community and not at the end of construction of all phases;
 - 2.7.11.** Coordinating with the City Project and Construction Managers and other utility owners/contractors; and
 - 2.7.12.** Scheduling, community outreach and public relations, and preparation of as-built drawings and mylars.
- 2.8.** The Design-Builder shall use CADD in compliance with the City's "Consultant Standards for Preparation of PS&E."
- 2.9.** The Design-Builder shall use the Primavera Project Management and Scheduling Software or equal. The Design-Builder shall submit and maintain a task-oriented computerized schedule for completing the Work over the life of the Project in accordance with Section 6-1, "CONSTRUCTION SCHEDULE AND COMMENCEMENT OF THE WORK."
- 2.10.** As required by California Government Code section 830.6, prior to construction, the design (including changes) for the Project and/or any portion thereof shall be approved by the Engineer.

3. City Services:

- 3.1.** The City will provide only the services listed in this section. All other services necessary for complete design and construction of the Project shall be provided by The Design-Builder.
- 3.1.1.** Project Management and Administration. The City will respond to Design-Builder's written questions regarding Project definition and scope within 15 Working Days of receipt. See The WHITEBOOK, Chapter 3, Part 1, General Provisions (B), subsection 2-6.7.
- 3.1.2.** Submittal Review and Approval. The City will review each submittal within 20 Working Days of receipt. See The WHITEBOOK, Chapter 1, Part 1, General Provisions (A), subsection 2-5.3.1.
- 3.1.3.** Construction inspection, administration, and material testing.
- 3.1.4.** Construction Survey.
- 3.1.5.** Plan checking fees.
- 3.1.6.** One-time orientation on the use of the Right-of-Way Design Division [ROWDD] GIS and other databases that the City makes available to the Design- Builder.

4. City Provided Information:

- 4.1.** The City will provide the following information to Design- Builder. The City does not guarantee the accuracy of this information. The Design-Builder shall conduct further research as necessary to verify the information.
- 4.1.1.** Access to existing topographic maps, San Diego Geographical Information Source (SanGIS) Maps, and electronic files in the possession of the Right-of- Way Design Division. The Design-Builder's expenses for copying will be reimbursed by City unless the copying was performed using City equipment and supplies.
- 4.1.2.** One time access to the CIP Tracking/SPLASH Database to identify existing and proposed Projects in surrounding areas and limited access, as determined by City, to City's on-line records on, maintenance sites, and recent sewer spills. The Design-Builder shall make arrangements with the Engineer or designee at least 1 week in advance to reserve the computer work station.
- 4.1.3.** Sample set of construction plans for a typical Project. The Design-Builder shall use the sample as minimum guidelines for the format and contents of Plans.
- 4.1.4.** The City's QA/QC checklists.
- 4.1.5.** Access to ROWDD's on-line as-built drawings and available design survey information where available.
- 4.1.6.** Traffic Control development process.

5. Review of the Design-Builder's Design Submittals:

5.1. The Design-Builder shall allocate 20 Working Days for City to review and comment on each submittal and 2 weeks for the Design-Builder to respond and for final Working Days resolution of comments. To log and communicate the review comments, actions, and resolutions efficiently, the City intends to utilize a MS Access database or MS Excel spreadsheet to manage the design submittal comments for 30%, 60%, 100%, and Final Designs. The Design-Builder shall review and respond to City's comments in the format provided by City.

6. Community Input:

6.1. Community input is important. The Design-Builder shall identify major community issues (e.g. access to the public facilities and businesses located within or near the Project area) and shall obtain and address community input. For each Community Plan Area, the Design-Builder shall attend at least 2 community presentation meetings of 2-4 hours each (usually scheduled during the early 30% design and prior to start of construction) and during construction as required by the City. The Design-Builder shall also prepare and receive City approval of hand-outs and displays for the community presentations. The Design-Builder shall prepare and implement a community relations plan as discussed later in Community Relations and Public Outreach Program section of this Scope. The Design-Builder shall also receive the Engineer's approval for night and after-hours work.

7. Photo Log and Videotape:

7.1. The Design-Builder shall comprehensively photograph and videotape the Project Site before, during, and after construction of the Project. Prior to Acceptance, the Design-Builder shall prepare and submit the following items to City:

7.1.1. a still-photo log including the photographs taken;

7.1.2. one copy of each of the still-log photos bound in a three-ring binder; and

7.1.3. two copies of the Project CD in a form acceptable to City.

7.2. The Design-Builder shall request City's prior written approval for the use of digital photography and submit the relevant specifications for digital submittal with the request.

8. Coordination:

8.1. The Design-Builder shall coordinate design and construction requirements with governmental entities and agencies, private utilities, and all other parties either involved in infrastructure improvements or otherwise affected by the design and construction requirements. Coordination is needed for the following:

8.1.1. Site 1: Coordinate with undergrounding of Project Block 1JPH11 Start Construction =09/2015

8.1.2. Site II: After construction, overlay of Jamacha Road will be required.

9. Existing Information:

9.1. The City and the Design-Builder recognize that previous studies, designs and reports such as information provided in the Bridging Documents have developed a preliminary definition of the Project. However, these previous efforts have not resulted in a comprehensive and final Project definition. The Design-Builder shall verify all information provided to it by the City pertaining to the Bridging Documents, conceptual plans, Project Site's description, rights-of-way, easements, surveys, existing utilities, soils, hazardous wastes and geotechnical reports, etc., and shall verify the data and recommendations prior to including them into the Project design. The Design-Builder shall perform the engineering tasks necessary to further refine and optimize the Project, utilizing as much previous work as possible, ultimately leading to authorization-to-proceed for Construction with Final Design.

10. Requests for Clarifications or Information:

10.1. The Design-Builder shall submit all RFI's to the Engineer in writing. Oral communications shall not be relied upon unless confirmed in writing. RFI's shall be in a format acceptable to the Engineer, and, at a minimum, shall contain: the Project name and WBS number; the request date; the desired response date; a unique numeric request identifier; a title; a reference to the pertinent part of the Bridging Documents, the Design-Build Special Provisions, or other specific part of the Contract Documents; CPM activity number affected; the written request; the Design-Builder's proposed solution, if appropriate; attachments, if any; and the name, telephone number, e-mail address, and title of the request initiator.

11. Substitutions:

11.1. Prior to receipt of the final design, the City will consider written substitution requests from the Design-Builder for substitution of products or manufacturers, and construction methods (if specified). After the City receives the final design, substitution requests will be considered only in the case of unavailability of a product or other conditions beyond control of the Design-Builder. Design-Builder shall use Material Substitution request form included as part of Bridging Documents.

11.2. The Design-Builder shall have the full burden of demonstrating that the proposed substitution is equal to the specified manufacturer, product, or construction method. By the act of submitting a substitution request, the Design-Builder warrants that:

11.2.1. The Design-Builder has investigated the proposed substitution and has determined that it is equal to or superior in all respects to the specified manufacturer, product, or construction method.

11.2.2. The Design-Builder will provide the same or better guarantees or warranties for the proposed substitution as for the specified manufacturer, product, or construction method.

11.2.3. The Design-Builder waives all claims for additional costs or extensions of time related to the proposed substitution that subsequently may become apparent.

- 11.3.** The City will not accept a proposed substitution if any one of the following applies:
- 11.3.1.** Acceptance will require changes in the design concept or a substantial revision of the Contract Documents.
 - 11.3.2.** Acceptance will delay completion of the Design-Builder's Work or Services or the work or services of other City contractors.
 - 11.3.3.** The Design-Builder does not specifically identify a substitution that appears on a Shop Drawing and/or does not submit a formal substitution request.
- 11.4.** The City will determine in its sole discretion whether the proposed substitute is equal to the specified manufacturer, product, or construction method. If the City determines that a proposed substitute is not equal to that specified, the Design- Builder shall provide the specified manufacturer, product, or construction method at no additional cost to the City or delay to the Project.
- 11.5.** The Design-Builder shall submit a separate approved Shop Drawing for any proposed substitution that is accepted by the City. The City's acceptance of a substitution does not relieve the Design-Builder from the requirements for submission of Shop Drawings.

12. Design Criteria and Procedure for Review of Design Materials:

- 12.1.** *General* - The design criteria presented herein shall apply to the design and new construction of sewer main replacement, site preparation, and restoration as outlined in the Bridging Documents. The Project shall be designed and constructed to provide a minimum service life of 50 years. Construction of the Project shall cause minimum interruptions in existing sewer & water services. Changes to the Pre-design Report recommendations e.g., pre-design alignments, paving, and storm drain protection; and construction methods shall be made only if approved by the City.
- 12.2.** *Design Responsibilities* – The Design-Builder shall provide all Services for the Project. The Services shall include preparing the 30%, 60%, 100% and Final Design plans for the Project [Final Design], including all necessary design and/or Construction Documents. The Services shall also include those required during construction, and Project Completion. The Services shall be performed in accordance with all Applicable Laws and City policies.
- 12.2.1.** The Design-Builder shall provide complete design for all elements of the Project (as applicable) such as: civil, physical and aerial surveys geotechnical, environmental and specialty consulting areas. Design- Builder shall evaluate alternative construction approaches to ensure economical designs which optimize constructability yet meet all requirements of this Contract, including all applicable laws and applicable architectural concepts, and conceptual designs.
 - 12.2.2.** The Design-Builder shall incorporate the requirements of permitting agencies as may become apparent in the course of Project design. The Design-Builder shall apply for and secure all permits and provide all necessary reports, studies, and support required to obtain the permits. Permit and utility fees, if any, will be paid

by the City. In addition, the Design-Builder shall research and comply with all Air Pollution Control District and noise abatement requirements, along with any hazardous materials management requirements of NFPA, Cal-OSHA and the City Fire Department. The Design-Builder shall develop an air pollution control plan, a noise abatement plan, (WPCP) Water Pollution Control Plan and a hazardous materials management plan, if required. If required, the Design-Builder shall incorporate appropriate facilities into the design.

12.2.3. With prior authorization from the Engineer, the Design-Builder shall provide additional geotechnical investigations and potholing to the extent the Design-Builder determines that they are necessary for Final Design.

13. **Surveying:**

13.1. The Design-Builder understands and agrees that any survey information provided by the City is preliminary in nature and may not have sufficient accuracy or scope to support Final Design.

13.2. The Design-Builder shall perform all additional physical and aerial surveys as needed to prepare the construction plans and as-built drawings in accordance with the City standards.

13.3. Construction survey will be performed by the City with prior arrangement. The Design-Builder shall coordinate with the Engineer.

14. **As-built Information:**

14.1. The Design-Builder shall obtain and review record drawings and as-built information from available public records, maintenance records, and Average Daily Traffic (ADT) counts, etc. if needed in addition to the information in the Bridging Documents.

15. **Environmental and Permit Support:**

15.1. This Scope is based on studies and reviews performed by City's Development Services Department [DSD] which are included in the Bridging Documents. The Design-Builder shall identify all permits required for the Project as well as all requirements for those permits. All permits shall be acquired by the Design-Builder and the costs thereof paid by City. At the 60%, 100% and Final Design completion levels, the Design-Builder shall submit to City a written list of permits required for the Project. The Design-Builder shall identify all permitting agencies and authorities having jurisdiction. The Design-Builder shall prepare permit applications and submit the applications to the Engineer for review. The Design-Builder shall provide technical services as required by the permitting agencies during permit acquisition. The Design-Builder shall incorporate mitigation provisions and DSD review requirements, including the certified CEQA document into the Construction Documents. The Design-Builder shall identify and estimate quantities of BMP's to comply with WPCP requirements.

16. Owner/Governmental Approvals:

16.1. The Design-Builder shall obtain all City and other jurisdictional agency approvals as required to implement the design and construction of the Project. The City received an environmental document for the Project. During the Final Design process, if the Design-Builder modifies the Project such that a revision of the environmental document is required, the Design-Builder shall be responsible for all work required for implementing a revision, including preparation of revised documentation and coordination with City staff. The Work shall not proceed on the Project until the environmental requirements are met to the satisfaction of the City. There shall be no additional time allowed in the contract for processing and approval of revised permit documents. The cost associated with implementing both the design and construction changes as a result of the Design-Builder modifications shall be the responsibility of the Design-Builder and will not be compensated by the City.

17. Geotechnical Investigation:

17.1. The Design-Builder shall review any available geotechnical reports and provide the necessary geotechnical investigations and testing required to design and to construct the Project in accordance with the Contract requirements.

18. Potholing:

18.1. The Design-Builder shall have full responsibility for assessing, reviewing and verifying existing utility information and data. The Design-Builder shall excavate sufficient potholes to verify locations and elevations at utility crossings and existing piping to be removed or replaced in the Project. The Design-Builder shall immediately notify the City of any damage caused to the pipe during potholing activities.

18.2. The Design-Builder shall provide all services related to the excavation and backfilling of potholes. Pothole excavations shall be in compliance with CAL-OSHA and City safety requirements, and any excavations left open shall be covered with steel plates.

18.3. The Design-Builder shall restore and clean-up all work sites.

18.4. All utility excavations shall be tied to the horizontal and vertical control information provided by City's survey for this Project. The Design-Builder shall provide the City with a summary which shall include:

18.4.1. Utility.

18.4.2. Conduit quantity, type, and size.

18.4.3. Depth to top of conduit.

18.4.4. Horizontal coordinates (NAD 83).

18.4.5. Surface elevation (M.S.L).

- 18.4.6. Top elevation of conduit.
- 18.5. At the completion of examining each pothole, the Design-Builder shall:
- 18.5.1. Replace the pipe bedding which was removed. Tamp and compact to provide suitable support for the pipe.
 - 18.5.2. Backfill and cover the pipe with native soil.
 - 18.5.3. For those pothole excavations located in the roadway, provide a six to eight inch concrete cap over the pipe.
 - 18.5.4. Repair the street disturbed by the pothole excavation with a thin, Class F asphalt wearing surface feathered into the existing asphalt street surface.
- 18.6. The Design-Builder shall provide construction staging, noise and dust control, and traffic control as required during excavation for potholing to minimize impacts on local neighborhoods.
- 18.7. The Design-Builder shall restore to their in-kind condition, as determined by City, all streets, curbs, gutters, sidewalks, private properties and other improvements damaged as a result of the Design-Builder's activities.
- 18.8. The Design-Builder shall submit potholing information to the Engineer for review.
- 18.9. The Design-Builder shall not perform any additional potholing unless authorized in writing by the City.
19. **Review of Contract Documents and Field Conditions:**
- 19.1. The Design-Builder shall conduct field investigations, including potholing of underground facilities, take field measurements, and verify field conditions. The Design-Builder shall carefully compare such field conditions and other information known to the Design-Builder with the Contract Documents before commencing Work and/or Services. The Design-Builder is solely responsible for investigation and discovery of all field conditions notwithstanding any information provided by City in the Contract Documents or otherwise. City has made an effort to eliminate errors, omissions, and inconsistencies in the Contract Documents. The Design-Builder, however, shall bring to City's attention for clarification any errors, omissions, or inconsistencies prior to submission of the Design-Builder's Proposal. Otherwise, the Design-Builder shall take responsibility for any costs or delays associated with such error, omission, or inconsistency.
20. **Local Conditions:**
- 20.1. The Design-Builder shall take steps reasonably necessary to ascertain the nature and location of the Work, and investigate and satisfy itself as to the general and local conditions that are applicable to the Work, including but not limited to:
- 20.1.1. Conditions bearing on transportation, disposal, handling, and storage of materials;

- 20.1.2. The availability of labor, materials, water, power, and roads;
- 20.1.3. Weather conditions;
- 20.1.4. Physical conditions at the Project Site;
- 20.1.5. The surface conditions of the ground; and
- 20.1.6. The character of equipment and facilities needed prior to and during the performance of the Work.

21. Access to the Work:

- 21.1. The Design-Builder shall provide the City and utility owners with access to the Project Site and provide coordination and time for utility work to be accomplished at all times.

22. Supervision:

- 22.1. The Design-Builder shall supervise and direct the Work in accordance with accepted standards of professional skill and attention. The Design-Builder shall be solely responsible for and have control over design and construction means, methods, techniques, sequences, and procedures. The Design-Builder shall not be relieved of obligations to perform the Work in accordance with the Contract Documents by tests, inspections, acceptances, or approvals required or performed by persons other than The Design-Builder. The Design-Builder shall employ a competent superintendent and a necessary assistant who shall be present at the Project Site at all times that Work is being performed. The superintendent shall represent the Design-Builder, and communications given to the superintendent shall be as binding as if given to the Design-Builder.

23. Authorization to Proceed:

- 23.1. Following each design review, the Design-Builder shall meet with the Engineer to:
 - 23.1.1. Discuss the comments and responses, and to resolve all open issues and disagreements;
 - 23.1.2. Confirm the next level of design development; and
 - 23.1.3. Obtain written authorization to proceed with the next design level; and
 - 23.1.4. Obtain written authorization to proceed with construction.

24. Design Calculations:

- 24.1. The Design-Builder shall include design calculations, catalog cuts, computations, telephone and facsimile records, and other similar documents supporting all elements of the Design-Builder's design with the Design-Builder's final signed and stamped calculations. The Design-Builder shall provide catalog cuts and manufacturer's data included with the final Project calculations for each approved material listed in the specifications or identified on the drawings.

25. Plan Checks - at major completion levels, design:

- 25.1.** The Design-Builder shall submit written estimates of plan checks required to complete the Project. In the written estimates, the Design-Builder shall:
- 25.1.1.** Identify all authorities having jurisdiction, including but not limited to the City Planning Division, Development Services Department, the City Traffic Section of Field Engineering, and other utilities. City will prepare plan check applications and submit the applications to the authorities having jurisdiction. Payment for plan check applications shall be made by City.
 - 25.1.2.** Submit hard and electronic copies of written design submittal comments from City and other utilities or agencies, annotated to indicate the Design-Builder's responses, final disposition of comments, and incorporate into the Final Design documents.

26. Shop Drawings, Material Submittals and Samples:

- 26.1.** The Design-Builder, as the Engineer of Record, shall review and approve Shop Drawings, Material Submittals and Samples prior to procurement.
- 26.2.** The Design-Builder shall determine and verify all of the following prior to procurement:
- 26.2.1.** Field measurements, quantities, dimensions, specified performance criteria, installation requirements, materials, catalog numbers, and similar information with respect thereto.
 - 26.2.2.** Products with respect to intended use, fabrication, shipping, handling, storage, assembly, and installation pertaining to the performance of the Work.
 - 26.2.3.** Information relative to the Design-Builder's sole responsibilities in respect of means, methods, techniques, sequences, and procedures of construction, and safety precautions and programs incident thereto.
- 26.3.** Prior to approving Shop Drawings, Material Submittals or Samples, the Design-Builder shall review and coordinate each Shop Drawing, Material Submittals or Sample with other Shop Drawings, Material Submittals and Samples, and with the requirements of the Work and Contract Documents.
- 26.4.** The Design-Builder shall carefully review Shop Drawings, Material Submittals and Samples and shall date, sign, and certify each submittal as being correct and in strict conformance with the Contract Documents. In the case of Shop Drawings, each sheet shall be so dated, signed, and certified. The Engineer will require 3 copies of approved submittals prior to procurement for QA/QC purposes and will not accept any submittals which have not been certified by the Design-Builder to be in compliance with the Contract requirements, and will return any non-certified submittals to the Design-Builder. Any delays caused by the Design-Builder's failure to so certify shall be the total responsibility of the Design-Builder.

- 26.5.** With each submittal, the Design-Builder shall give the Engineer separate specific written notice of any variations between the Shop Drawing, Material Submittals or Sample submitted and the requirements of the Contract Documents. Additionally, the Design-Builder shall include a specific notation for City's acceptance of each such variation on each Shop Drawing, Material Submittals and Sample submitted.
- 26.6.** City's acceptance of Shop Drawings, Material Submittals and Samples shall be for the sole purpose of determining whether the Shop Drawings, Material Submittals and Samples will, after installation or incorporation into the Work, conform to the Contract Documents and be compatible with the design concept of the completed Project as a functioning whole.
- 26.6.1.** City's acceptance shall not extend to means, methods, techniques, sequences, or procedures of construction, except where a particular means, method, technique, sequence, or procedure of construction is specifically and expressly called for by the Contract Documents.
- 26.6.2.** City's review and acceptance of a separate item as such shall not indicate approval of the assembly in which the item functions.
- 26.6.3.** City's review of Shop Drawings shall not relieve Design-Builder of the entire responsibility for the correctness of details and dimensions. The Design-Builder shall assume all responsibility and risk for any misfits and/or malfunctions due to any errors in the Design-Builder's submittals. Design-Builder shall be responsible for the dimensions and the design of adequate connections and details.
- 26.7.** City's acceptance of Shop Drawings, Material Submittals or Samples shall not relieve the Design-Builder from responsibility for variations from the requirements of the Contract Documents, unless:
- 26.7.1.** The Design-Builder in writing called attention to each such variation at the time of submission of the Shop Drawing, Material Submittals or Sample; and
- 26.7.2.** City has specifically accepted in writing, either on the Shop Drawing or accompanying the Sample or Material Submittal each such variation.
- 26.8.** The Design-Builder shall be solely responsible for any costs arising from the Design-Builder's failure to submit and/or receive City's acceptance of a Shop Drawing, Material Submittal or Sample as required by the Contract Documents or the City-accepted schedule of Shop Drawings and Sample submissions.
- 26.9.** Shop Drawing Submittal Procedures:
- 26.9.1.** The Design-Builder shall submit 3 copies of each approved Shop Drawing to the Engineer for QA/QC purposes.
- 26.9.2.** The Design-Builder shall use a separate transmittal form for each specific item or class of material or equipment for which a submittal is required. The Design-Builder may use a single transmittal form for multiple items only when the items taken together constitute a manufacturer's "package" or are

so functionally related that expediency indicates review of the group or package as a whole. The Design-Builder shall collate a multiple-page submittal into sets, and each set shall be stapled or bound, as appropriate, prior to transmittal to the Engineer.

- 26.9.3. The Design-Builder shall use a Project-standard transmittal form accepted by the Engineer. The transmittal form shall identify the Design-Builder and include the date of the submittal, the information prescribed by the form, and a unique sequential number in a format approved by the Engineer. If applicable, the Design-Builder shall process transmittal forms to record actions regarding sample installations.
- 26.9.4. For each submittal and using a label and/or a rubber stamp, the Design-Builder shall include the following information in the same or a substantially similar form:

| |
|---|
| Submittal No. |
| Contract No. |
| Project Name: |
| Name of Design-Builder: |
| Reviewed and Approved for Conformance with the Contract Documents: Printed Name: _____ |
| By: _____ (Signature) |
| Reference Drawing Sheet No's: |
| Reference Spec Section No's: |

- 26.9.5. The Engineer will return at least one copy of each submittal with City's written comments to the Design-Builder within 20 Working Days following receipt of the submittal by the Engineer. If the Design-Builder fails to provide a complete and acceptable first re-submittal, as determined by the Engineer, City may deduct from the Contract Price the costs of City review beyond the first re-submittal.
- 26.9.6. Corrections indicated on submittals shall be considered as changes necessary to meet the requirements of the Contract Documents and shall not be taken as the basis for changes to the Contract requirements. City shall not be liable for any costs associated with fabrication or manufacture of an item that occurs prior to City's acceptance of the associated shop drawing submittal.
- 26.9.7. The Design-Builder shall maintain an accurate submittal log. The log shall show the current status of submittals and the Design-Builder shall make the submittal log available for City's review upon request.

26.9.8. Submittal Format for Shop Drawings:

1. For Shop Drawings presented on sheets larger than 11 by 17 inches, the Design-Builder shall include on each drawing the drawing title, number, date, and revision numbers and dates.
2. For Shop Drawings presented on sheets 11 by 17 inches or less, the Design-Builder shall conform to the format and quantity requirements for product data, and present the Shop Drawings as a part of the bound volume for the submittals required by this Section.
3. Except for diagrams and schematic drawings, Design- Builder shall prepare dimensioned drawings to scale. The Design-Builder shall identify materials and products for work shown.
4. The Design-Builder's Shop Drawings shall be not less than 8½ by 11 inches nor more than 30 by 42 inches.
5. The Design-Builder shall submit detailed drawings and descriptions of proposed deviations from details or component arrangement indicated on the Shop Drawings.
6. The Design-Builder shall provide finished drawings for City review indicating proposed installation of Work, and materials and equipment being furnished.
7. City will not accept Shop Drawings that are either:
 - i) Copies of plans; or
 - ii) Materials or equipment identified solely by catalog numbers.
8. To enable City's acceptance, the Design-Builder shall ensure that the data shown on Shop Drawings is complete with respect to dimensions, design criteria, material of construction, and other detail. Incomplete submittals will be rejected.

26.9.9. Submittal Format for Product Data:

1. The Design-Builder shall present product data submittals for each specification section as a complete, bound volume, including a table of contents that lists page and catalog item numbers for product data.
2. The Design-Builder shall clearly indicate each product that is being proposed for use by inserting a stamped arrow, cloud, or other prominent notation that identifies the pertinent specification section and paragraph numbers. City will reject product data submittals that are not clearly marked.
3. If product data satisfying submittal requirements does not exist, the Design-Builder shall create and submit to City the required product

data, including a notation that the product data was created specifically for the Project.

4. The Design-Builder shall furnish to City catalog data that describes in detail the products being furnished and enables the Engineer to determine that the products submitted conform to the requirements of the Contract Documents.
5. If more than one style, size, capacity, etc. of a product appears on a sheet, the Design-Builder shall clearly indicate exactly which product type is being submitted for approval. City will reject any submittal that fails to conform with this requirement
6. The Design-Builder shall ensure that the catalog data identifies the manufacturer of the product.

26.9.10. Submittal Format for Samples: The Design-Builder shall label or tag each sample, identifying the specification Section number, manufacturer's name and address, brand name, product identification number, and intended use in the Work.

26.9.11. If The Design-Builder receives the prior written approval of the Engineer, the Design-Builder may submit Shop Drawings and Samples during the design process beginning at the 60 percent design level. The Design-Builder shall request such early submittal by submitting a RFI. The Design-Builder shall conform to all other requirements and procedures regarding Shop Drawings and Samples.

27. Design Development:

27.1. The Design-Builder shall design the Project in compliance with all applicable laws, City and other local, state, and federal standards, and applicable industry standards and codes, including but not limited to those specifically set forth in the Contract Documents, the Sewer Approved Materials List, City noise and air pollution emissions regulations, applicable hazardous material handling and disposal regulations, the City's policies, sewer design guide, and all other Reference Specifications approved by City at the time of Award.

27.2. The Design-Builder shall prepare and submit design packages for review and acceptance by City in accordance with City's guidelines and the Project Schedule. The Design-Builder's use of City's guidelines shall not reduce, change, mitigate, or absolve the Design-Builder's responsibility for the Project design in any way. The Design-Builder's acts of stamping and signing the drawings, specifications, calculations, or other final design documents shall mean that the Design-Builder understands, accepts, and approves all measures contained in or implied by City's guidelines.

27.3. The Design-Builder shall use the Bridging Documents as the starting point for Project design. The Final Design shall be based on the concepts in these documents. The Design-Builder shall review the Bridging Documents and verify the data and recommendations (i.e., proposed alignments and conceptual plans) prior to including them in the Project design. The Design-Builder shall perform the engineering tasks

necessary to refine and optimize the Project, including but not limited to reevaluation and necessary modification of questionable/pending proposed alignments contained in the Bridging Documents.

- 27.4. The Design-Builder shall submit the Final Design documents to the Engineer specified in subsection 28.6.
- 27.5. Procedures and time allowances for City's review of the design submittal, response by the Design-Builder to City's comments, and obtaining City's authorization to proceed to the next level of design shall be as stated in this Scope and the Project Schedule.
- 27.6. In coordination with Traffic Section of Field Engineering Division , the Design-Builder shall develop a traffic control plan and local access management plan that minimizes environmental and traffic impacts, including noise impacts, to residences, businesses, and institutions. The final traffic control plan must be approved by City's Traffic Section of Field Engineering Division. The Design-Builder shall maintain an appropriate level of access and site security at all Project facilities to avoid significant impacts to the public.
 - 27.6.1. After the alignment of a Project is finalized, the Design-Builder shall meet with the Traffic Plan Check Supervisor to determine which sections of the roadway, if any, will require formal traffic control plans and which sections can be adequately addressed using shop drawings developed by the Design-Builder prior to construction.
 - 27.6.2. The Design-Builder shall prepare a preliminary traffic control approach for City's review and approval prior to preparation of traffic control plans.
 - 27.6.3. The Design-Builder shall complete and update a Traffic Control Plan Information Sheet available from the City.
 - 27.6.4. The Design-Builder shall include Typical Cross Sections on traffic control plans identifying the construction work areas if required by Traffic Engineering.
 - 27.6.5. The Design-Builder shall address and include in the traffic control plans and specifications coordination of traffic control among adjacent Projects during construction.
 - 27.6.6. The Design-Builder shall obtain approval for traffic control plans.
- 27.7. The Design-Builder shall provide designs for the relocation of public or private utilities which must be constructed or relocated as a result of the Project.
- 27.8. The Design-Builder's design shall comply with the ADA and Title 24. The Design-Builder shall complete and submit an ADA Compliance Review Checklist available from the City.
- 27.9. The Design-Builder shall prepare a construction quantity takeoff at 60%, 100% and Final submittals.

27.10. The Design-Builder shall revise plans and specifications to incorporate comments received from the City, City-wide plan check and from the permitting agencies.

28. **Design Submittals:**

28.1. General: The Design-Builder shall ensure that all design submittals conform to the requirements described in this Section. City will reject any submittal that fails to meet the requirements described in this Scope and elsewhere in the Contract. City shall not grant a schedule adjustment for the Design-Builder's failure to meet these requirements. In each submittal the Design-Builder shall identify any variances from this Contract Document. City may reject any design submittal for the Design-Builder's failure to identify variances, regardless of the timing of the discovery of the failure. The Design-Builder shall respond in writing to all City comments on each design submittal within 10 Working Days of the date of transmittal of the comments. The Design-Builder shall submit a completed QA/QC checklist at each design submittal.

28.2. 30 percent design Submittal - The 30 percent design submittal shall include but not be limited to:

28.2.1. Designs for construction of new facilities and for refurbishment and demolition of existing facilities.

28.2.2. Incorporation of the information contained in the Bridging Documents.

28.2.3. Reviewed preliminary calculations and hydraulic calculations.

28.2.4. Drawings that shall include at a minimum:

1. Title sheet with general notes, vicinity map, key map, and legend.
2. Preliminary list of construction drawings on cover sheet.
3. Locations of existing public and private utilities within the Project area on plan and profile.
4. Preliminary site plan including construction staging areas (if applicable)
5. Other drawings, as applicable to show information from pre-design maps.
6. List of special conditions, if any.
7. Drawings shall show all existing topographic and utility information and the horizontal alignment of proposed pipeline improvements with sizes.
8. Traffic control concept plans (traffic control approach) if applicable.
9. Specification table of contents prepared in The GREENBOOK format.

- 28.3.** 60 percent design Submittal - The 60 percent design submittal shall include but not be limited to:
- 28.3.1.** Designs for construction of new facilities and for refurbishment and demolition of existing facilities.
 - 28.3.2.** Updated and incorporated information and comments from the 30 percent design submittal.
 - 28.3.3.** Completed and reviewed calculations, hydraulic calculations, calculations for horizontal and vertical control for pipeline alignment, and backfill and bedding design.
 - 28.3.4.** Location of construction staging areas (if applicable).
 - 28.3.5.** A written list of permits required for the Project, identifying all permitting agencies and authorities having jurisdiction. Permit Applications as necessary.
- 28.4.** Drawings that shall include at a minimum:
- 28.4.1.** Updated plan and profile sheets for the sewer and water improvements, and construction details and notes.
 - 28.4.2.** Identification of both special and standard details.
 - 28.4.3.** A complete list of construction drawings on cover sheet.
 - 28.4.4.** Definition of the construction method to be used for pipe installation.
 - 28.4.5.** A complete site plan including construction lay down areas, site grading, and erosion control, if applicable.
 - 28.4.6.** Other drawings such as paving and traffic control plans as applicable.
 - 28.4.7.** Storm water pollution prevention BMP's and conformance to the Multiple Habitat Planning Area land use adjacency guidelines as applicable.
 - 28.4.8.** List of special conditions, if any.
 - 28.4.9.** Quantity take-off per plan sheet.
 - 28.4.10.** A complete draft of specifications in The GREENBOOK format including:
 - 1. Table of contents.
 - 2. The Design-Build Special Provisions.
 - 3. Drafts of edited applicable ROWDD guide specification sections to fit the requirements of the Project.
 - 4. Drafts of the Design-Builder-developed specification sections.

- 28.5.** 100 percent design Submittal - The 100 percent design submittal shall include but not be limited to:
- 28.5.1.** Designs for construction of new facilities, and refurbishment and demolition of existing facilities.
 - 28.5.2.** Updated and incorporated information and comments from the 60 percent design submittal.
 - 28.5.3.** Comments from permitting agencies, including a log of comments and responses.
 - 28.5.4.** Completed, reviewed, and bound calculations and hydraulic calculations.
 - 28.5.5.** Updates to geotechnical report, if any.
 - 28.5.6.** Status and copies of permits. City will obtain private property permits only.
 - 28.5.7.** Completed specifications in Greenbook format.
 - 28.5.8.** Quantity take-off.
 - 28.5.9.** Drawings in all disciplines, including final and traffic control Plans approved by City, if any.
 - 28.5.10.** A current written list of permits including environmental permits and revised MND required for the Project, identifying all permitting agencies and authorities having jurisdiction, and status and copies of permit approvals.
- 28.6. Final Design Submittal** - The Design-Builder shall submit to the Engineer, which shall include but not be limited to:
- 28.6.1.** Updated and incorporated information and comments from the 100 percent design Submittal.
 - 28.6.2.** City will review the Pre-Final Design and return comments to the Design-Builder. The Design-Builder shall, within 20 Working Days of receipt of City's comments, submit a Final (100%) Design to the Engineer, which shall include but not be limited to:
 - 1. Updated and incorporated comments from the Pre-Final Design Submittal.
 - 2. Final drawings and calculations must be stamped and signed by a professional engineer. Also, the City requires the original wet-signed mylars be held in City files as legal records of the Project.

- 28.6.3. One complete set of full sized (24-inch x 36-inch) original mylar final drawing plots, each stamped and wet signed by qualified responsible engineers registered in the state of California. Applicable portions of the drawing title blocks shall also be signed by the Design-Builder.
- 28.6.4. Two complete electronic file sets of all final drawings on CD-Rewritable (RW) recordable disks in Bentley MicroStation Version V8 SE format.
- 28.6.5. One, 8 ½-inch by 11-inch, final specifications, including all charts, graphs, tables, data sheets, and similar inserts required for a complete and approved copy suitable for Xerox reproduction.
- 28.6.6. Two complete electronic file sets of the final specifications in MS Word processing software format.
- 28.6.7. One complete set of engineering calculations and quantity take-offs, including hydraulic, calculations, each wet stamped and signed by qualified responsible engineers registered in the state of California. All elements of the Final Design presented shall be supported by calculations. All computer programs used in development of Project calculations shall be Windows compatible. Catalog cuts and manufacturer's data shall be provided for each approved material listed in the specifications or identified on the drawings, and shall be included with the final Project calculations.
- 28.6.8. A written list of required Shop Drawings (construction submittals) and Samples and an electronic file of the list on a recordable CD-RW in the latest version of MS Word processing software.
- 28.6.9. Final Design Drawings for construction of new facilities, and refurbishment and demolition of existing facilities.
- 28.6.10. Other reports and documents as may be required by City.
- 28.6.11. A copy of all approved permits.

28.7. Design Submittal Deliverables:

- 28.7.1. The Design-Builder shall deliver to the Engineer 6 copies of the specifications, 6 sets of half sized (11-inch x 17-inch) drawing prints, and 14 sets of full sized (24-inch x 36-inch) drawing prints.
 - 1. Drawing format shall conform to the City of San Diego CADD Standards and City provided "T" files. The standard scales are 1"=40' for plans and 1"=4' for profiles.
 - 2. Drawings shall show all existing topographic and utility information and the horizontal alignment of proposed pipeline improvements.
- 28.7.2. The Design-Builder shall submit all drawings in Bentley MicroStation V8.1 SE format per City's CADD Standards. The Design-Builder shall attend a coordination/orientation meeting with City's E&CP CADD

specialist to review and discuss City's CADD standards. The Engineer will arrange for the meeting upon The Design-Builder's request. The Design-Builder shall also submit the Electronic In-Roads ALG file. The Design-Builder shall number proposed alignment points on plan views using the automated process through In-Roads Software. The Design-Builder shall also generate the Horizontal Alignment Coordinate Index report through In-Roads and place it on each sheet of the drawings.

28.7.3. The Design-Builder shall submit the Final Design documents to the Engineer, which shall include but not be limited to:

1. One complete set of full sized (24-inch x 36-inch) original mylar final drawing plots, each stamped and wet signed by The Design-Builder's qualified responsible engineers registered in the state of California. Applicable portions of the drawing title blocks shall also be signed by The Design-Builder.
2. Six, 8½-inch by 11-inch copies of the final specifications, including all charts, graphs, tables, data sheets, and similar inserts required for a complete and approved copy suitable for Xerox reproduction.
3. Two complete electronic file sets of the final specifications.
4. Two complete electronic file sets of the final drawings on CD-RW.
5. Six complete and approved 8½-inch by 11-inch copies of the final construction cost estimate.
6. Two complete electronic files of the final construction quantity takeoffs and cost estimate.
7. Six complete sets of engineering calculations, including hydraulic, wet stamped and signed by the Design-Builder's qualified responsible engineers registered in the state of California. The Design-Builder shall support all elements of the design presented by calculations the Design-Builder shall use only Windows compatible computer programs for Project calculations.
8. Other documents as required elsewhere in this Scope or required by the Engineer.
9. The Design-Builder shall use the following table as a minimum guide for preparation of the design drawings:

| 30% Submittal | |
|----------------------|---------------------------------------|
| Title Block: | Drawing Number Title WBS Number |
| General: | North Arrow Scale |

| | |
|-------------------------------|---|
| Existing Plan: | Ownership Lines Water Services and appurtenances Sewer Laterals and appurtenances All Existing Utility Lines, Boxes and Services Street Center Line Fire Services Lot Lines Right of Way Lines Street Names Stationing Trolley Tracks |
| Existing Profile: | Existing Water Mains Horizontal and Vertical Scale Elevation Scales Existing Grades / Existing Pavement Existing Utility Crossings with Elevations Street Names |
| 60% Submittal | |
| Title Block: | Street Names and Limits |
| General: | Cover Sheet – Limits of Work |
| Proposed Plan: | Dimensioning Addresses Stationing Plugs and Dead End Details Pipe Sizes and Lengths Sewer Laterals Manholes |
| Proposed Profile: | Stationing Pipe Size and Lengths |
| Sewer: | Manhole with Inverts |
| Final Submittal (100%) | |
| Title Block: | Lambert Coordinates Designer's / Drafter's Name Number of Street |
| General: | Street Name (RT Margin) Proposed Pipe Data Table Proposed Coordinate Table Construction Notes Details Reference Data Retirement Data |

| | |
|--------------------------|---|
| Proposed Plan: | Special Plan Notes Subdivision Name Subdivision Map Number Block Numbers Street Closures Caution Call-outs Split-Property |
| Proposed Profile: | Special Profile Notes Traffic Control Plans |
| Additional Sheets | Applicable to 30%, 60% and Final (100%) Resurfacing BMP, Storm Drain Inlet Protection Plan Miscellaneous Details |

28.8. The Design-Builder shall use MS Word format for all word processing.

28.9. The Design-Builder shall use MS Excel for all spreadsheets.

29. Community Relations and Public Outreach Program:

29.1. The Design-Builder shall provide the necessary public information and outreach program for the Project. This program shall have a Public Information Officer (PIO) who will serve as the community liaison. Refer to The WHITEBOOK, section 7-16. The PIO shall work closely with the Project Implementation Division's PIO section in the implementation of the public information and outreach program standards.

29.2. The Design-Builder shall identify, within 10 Working Days of NTP, a specific professional designated to be a full-time public information liaison for the design-build team, who shall work cooperatively with, and provide assistance to, the City's team. The Design-Builder shall be available to respond to questions from the community as needed for the duration of the Project, and shall participate in related public meetings. The Design-Builder shall prepare and provide presentation materials to explain the Project at community meetings and presentations.

29.3. The Design-Builder shall prepare a complete Community Relations Plan. The Community Relations Plan shall be developed in coordination with the City and presented to the City for review within 30 Working Days of Notice to Proceed. If modifications are required, the City will notify and advise the Design-Builder.

29.4. The Key stakeholders are identified as the public, the City of San Diego, San Diego Unified School district, La Jolla, Pacific Beach, Linda Vista, Uptown, Skyline-Paradise Hills, Mid-City Eastern Area, Serra Mesa, College Area, and Midway-Pacific Hwy Community Planning Groups.

29.5. The Community Relations Plan shall include the following scope and services but not limited to:

- 29.5.1. A method for conveying Project information to the public. Provide residents with update Project information and background information about the Project. Information shall be updated weekly, bi-weekly, monthly, or quarterly.
- 29.5.2. A method for construction notification in advance of the start of work.
- 29.5.3. Attendance and presentation of Project update before and during construction of Projects at community and stakeholder Meetings. Prepare presentation materials in coordination with the City.
- 29.5.4. Develop written list of follow-up information requested from the community.
- 29.5.5. Respond to telephone calls and e-mails. Standard telephone service and e-mail responses. Record calls and e-mails on electronic tracking form.
- 29.5.6. E-mail record of call information to The Design-Builder/Project Team. E-mail updates to stakeholders, Community Groups, City Council and other interested parties.
- 29.5.7. Create and maintain online Project webpage and newsletters.
- 29.5.8. Write, edit, update and/or produce brochures, pamphlets and news releases.
- 29.5.9. Attend progress meeting and provide status of community relations activities.
- 29.5.10. The plan shall also include a listing of businesses, schools, and major facilities along the alignment which are expected to be impacted by the construction, and proposed mitigation measures to lessen construction impacts.
- 29.5.11. The plan shall specifically identify the lines of communication within the Design-Builder Team, between the Design-Builder Team and the City and between the Design-Builder's public information liaison and the City. The Design-Builder shall be responsible for ensuring that the information to be provided to the public is consistent, updated and accurate.

30. Quality Assurance and Control:

- 30.1. The Design-Builder shall be completely and solely responsible for Project quality assurance and quality control. The minimum acceptable quality assurance and quality control plan is described in the Quality Assurance/Quality Control Plan Guidelines, as part of this Attachment A, section 31 – Quality Assurance / Quality Control Guidelines.
 - 30.1.1. Design QA/QC - The Design-Builder shall be completely and solely responsible for Project quality assurance and quality control [QA/QC] during design.
 - 30.1.2. Checklists - As part of the QA/QC Plan, The Design-Builder shall use the City-provided checklists and attach the checklists to the plans and specifications.

- 30.1.3. Final Design - The Design-Builder shall submit QA/QC records for the final specifications and drawings to verify coordination within the engineering discipline, between engineering disciplines, between the final specifications and drawings, and to verify consistency with existing City Projects.
- 30.1.4. Construction QA/QC - The Design-Builder shall be completely and solely responsible for Project QA/QC during construction.

31. Quality Assurance / Quality Control Guidelines:

31.1. General

- 31.1.1. The Design-Builder shall be completely and solely responsible for Project quality assurance and quality control, both during design and during construction. This Attachment outlines the minimum requirements for an acceptable quality assurance and quality control plan [QA/QC Plan]. The cost for the Design-Builder's QA/QC Plan and its implementation shall be included in the Design-Builder's Proposal.
- 31.1.2. The Design-Builder shall assign a QA/QC supervisor to ensure that all Work is performed in accordance with the Contract Documents, plans, specifications, manufacturers' instructions, Applicable Laws, and to acceptable industry standards.
- 31.1.3. The Engineer will monitor the Design-Builder's Work and Services and provide independent reviews as set forth in the Contract Documents. If City's review or inspection uncovers Work or Services that do not conform to the Contract Documents or Applicable laws, City may reject that Work and/or Services and The Design-Builder shall replace or correct any deficiency at no additional cost to City.
- 31.1.4. The concept of quality has evolved from conformance with specifications to meeting Owner requirements. The Design-Builder quality assurance and control has advanced from checking deliverables to multiple reviews, evaluations, inspections, and tests, concurrent with the Public Works Department reviews, oversight inspections, witnessing of tests, and similar quality assurance activities. Ultimately, the Design-Builder shall provide a facility that meets the requirements described in the Contract Documents.
- 31.1.5. The Design-Builder shall respond to any QA/QC review comments by ensuring that the Design-Builder's staff considers the comments and notes the actions to be taken. The Design-Builder shall submit copies of the responses to the Engineer to indicate that the QA/QC review is complete and that the reviewers concur with the response.
- 31.1.6. If The Design-Builder detects any impending deviations from the Scope, Project Schedule, or Project budget, the Design-Builder shall take appropriate action to correct such deviations or to obtain written approval from the Engineer if deviations cannot be avoided.

31.1.7. The Design-Builder shall implement its QA/QC Plan that was submitted to City with The Design-Builder's RFP together with any revisions required by City, all of which are incorporated herein by this reference as though fully set forth herein.

31.2. QA/QC During Design

31.2.1. This Section describes the mandatory QA/QC Plan philosophies and procedures that the Design-Builder shall follow during design of the Project.

31.2.2. The Design-Builder is the engineer of record. City's review of Design-Builder's approved submittals is for the sole purpose of determining whether the submittals conform to the requirements of the Contract and to the Bridging Documents.

31.2.3. The Design-Builder shall include in its Proposal all costs necessary to meet this requirement.

31.2.4. The following quality objectives apply to the Project design:

1. The Design-Builder shall design the Project facilities to meet the scope and objectives set forth in the Bridging Documents, which describe the Project facilities in moderate detail (layout, functions, etc.), thereby establishing the design requirements. The Design-Builder shall design the Project facilities to conform to these requirements except as modified by changes approved by City during design.
2. The Design-Builder shall design the Project facilities to conform to the requirements of the Contract Documents.
3. The Design-Builder shall prepare the Construction Documents to the standards of best engineering practice for clarity, uniformity, accuracy, and completeness.
4. The Design-Builder shall emphasize quality in the design and construction of the Project.

31.3. QA/QC Plan

31.3.1. Responsibilities: The Design-Builder shall ensure that all members of the Design-Builder's Project team (i.e., preparer, reviewer, checker, and approver) understand their responsibility for quality design.

31.3.2. Design QA/QC Plan: The Design-Builder shall ensure that the design component of its QA/QC Plan includes a specific comprehensive approach to Project QA/QC Plan activities and requires documentation of the actual QA/QC Plan effort and related activities.

- 31.3.3.** Design Review: The Design-Builder shall address all plan check comments received from the City and implement its QA/QC plan prior to re-submittals to the City for review. The Design-Builder shall submit documentation of the QA/QC efforts and related activities as discussed in item E Review and Comment Form, below.
- 31.3.4.** Implementation: The Design-Builder shall be solely responsible for quality reviews and approval of its design work, and shall ensure that all design work is thoroughly checked, reviewed, and approved by qualified, experienced, knowledgeable personnel who were not involved in the original design work. The Design-Builder shall provide the following types of QA/QC design reviews:
- 31.3.5.** Calculations:
1. The Design-Builder shall ensure that calculation sheets are signed and dated by the personnel preparing, checking, reviewing, and approving the calculations. The Design-Builder shall index all original calculation sheets in file folders maintained in a single location so that all original calculations for the entire Project can be readily found. At the time the Final Design is accepted by City, The Design-Builder shall submit to the Engineer a legible copy of all calculations, organized in an easy to use indexed loose-leaf binder or in clearly identified file folders.
 2. The Design-Builder shall clearly identify any revisions to the calculations. The Design-Builder shall ensure that all revised calculations are checked, signed and cross-referenced to the original calculations.
- 31.3.6.** The Design-Builder's Interdisciplinary Progress Reviews: The Design-Builder shall ensure that interdisciplinary progress reviews are held at the 30%, 60%, 100%, Final Design phases and as specified in this RFP, and that the reviews include all completed calculations, drawings, and specifications. The level of detail expected for each discipline at each completion level is defined in this RFP. The Design-Builder shall ensure that all comments receive an agreed upon response and are recorded on The Design-Builder's Review and Comment Form (described in section 31.3.8 below). Design problems may arise from inconsistencies between disciplines. The Design-Builder shall assign one or more qualified engineers to perform detailed interdisciplinary reviews to ensure consistency between disciplines, and between drawings and the specifications.
- 31.3.7.** The Design-Builder's Final Review: The Design-Builder shall conduct the final QA/QC review after all 100% review comments have been incorporated and before printing of the Final Design submittal begins. The Design-Builder's final QA/QC review shall confirm that all previous review comments have been incorporated.
- 31.3.8.** Review and Comment Form: The Design-Builder shall establish and maintain Review and Comment Forms which shall contain the following information:

1. The name of the Project;
2. City's contract number;
3. The type of review being conducted;
4. The name/title of the document being reviewed;
5. Identification of the page, paragraph, or drawing being reviewed;
6. The reviewer's comments;
7. The designer's response to the reviewer's comments;
8. The agreed upon resolution with respect to the comments and response;
9. The reviewer's signature and date of review;
10. The designer's signature and date of response; and
11. The signature of the Design-Builder's Project manager and date of review.

31.3.9. The Design-Builder shall ensure that each reviewer's comments are constructive and professional in tone, and that the forms are complete and appropriately filed.

31.4. QA/QC During Construction

31.4.1. The Design-Builder shall ensure that all Work meets the quality required by the Contract Documents and shall perform the QA/QC efforts necessary to ensure those requirements are met. City's inspection of any Work will not relieve the Design-Builder of the primary responsibility for quality assurance and quality control.

31.4.2. The Design-Builder shall take the following measures to ensure that the Work is completed in accordance with the Contract Documents:

1. Certification by the designer that the submittals, materials, equipment, and Work all conform to the accepted design.
2. Certification by the vendors and suppliers that the products supplied conform to the Contract Documents, where applicable.
3. Photos and videos of the Work certified by the designer.
4. Any other measure designed to ensure that the Work is completed in accordance with the Contract Documents.

31.4.3. Specific QA/QC requirements for the Work are set forth throughout the Contract Documents. The requirements of this Section are primarily related to performance of the Work beyond the furnishing of manufactured products the Design-Builder agrees that the term "Quality Control" as used herein includes inspection, sampling and testing, and associated requirements.

31.4.4. Factory Inspections and Tests:

1. The Design-Builder agrees that all products, materials, and equipment, shall be subject to inspections, tests, and witness tests by City at the place of manufacture or fabrication.
2. The Design-Builder agrees that City may, at its option, enter into separate contracts with consultants or others to conduct inspections, tests, and witness tests on behalf of City.
3. The Design-Builder agrees that the presence of City, its employees, agents, and/or representatives at inspections, tests, and/or witness tests shall not relieve the Design-Builder of the sole responsibility for providing products, materials, and equipment that comply with all requirements of the Contract Documents. The Design-Builder agrees that compliance is the responsibility of the Design-Builder and shall not be avoided by any act or omission on the part of City or its employees, agents, and/or representatives.
4. The Design-Builder shall provide City with 10 Working Days advance notice of any testing at the place of manufacture or fabrication. At City's option, City, its employees, agents, and/or representatives may conduct inspections and tests at the manufacturing place any time without advance notice to the Design-Builder.

31.4.5. Sampling and Testing:

1. Unless specifically provided otherwise in the Contract Documents, the Design-Builder shall conduct all sampling and testing in accordance with the methods prescribed in the current standards of the ASTM, as applicable to the class and nature of the material, product, or equipment being considered. However, City may accept any other generally-accepted system of sampling and testing that will ensure that the quality of the material, product, or equipment complies with the requirements of the Contract Documents. The Design-Builder shall obtain a Change Order from the Engineer prior to using any other generally-accepted system of sampling and testing.
2. Any waiver by City of any specific testing or other QA/QC Plan measures shall not be binding on City except when formalized by a fully executed Change Order, regardless of whether the waiver is accompanied by a guarantee of substantial performance as a relief from the specified testing or other QA/QC requirements as originally specified, and of whether the guarantee is accompanied by a performance bond to assure execution of any necessary corrective or remedial work.

3. The City may inspect and make independent investigations and tests of the Work. The Design-Builder agrees that if any portion of the Work fails to meet any of the requirements of the Contract Documents, City may require the Design-Builder to remove, correct, or reconstruct the Work in accordance with the Contract Documents.

31.4.6. Inspection and Testing Laboratory Service:

1. The City may require that Work located in the City right-of-way be tested by the City's testing laboratory. The Design-Builder shall coordinate with the Engineer to cause such tests to be performed.
2. Inspections, testing, and other services that are to be performed by the City, whether specified in the Contract Documents or required by the Engineer, will be performed by City's testing laboratory. The cost of these services will be paid for by City.
3. City's testing laboratory will submit reports in duplicate to the Engineer. The reports will document observations, results of tests, and compliance or non-compliance with the Contract Documents.
4. The Design-Builder shall cooperate with the Engineer and City's Testing Laboratory by furnishing samples of materials, concrete design mix, equipment, tools, and storage, and by providing other assistance as requested by City.
5. The Design-Builder shall notify the Engineer 48 hours prior to commencement of Work requiring inspection and laboratory testing services.
6. The Engineer will direct that any retesting required because of non-conformance to the Contract Documents be performed by the laboratory that performed the original test. Design- Builder shall bear all costs from any such retesting at no additional cost to City.
7. The Design-Builder shall be responsible for all tests required by the specifications or referenced codes and standards, unless specifically noted otherwise in the Contract Documents.

31.4.7. Special Inspection:

1. The Design-Builder shall provide all special inspections required by the California Building Code as currently adopted by City, including all inspections performed off the Project Site. The Design-Builder shall pay the cost of such inspections, and shall include the cost in Design-Builder's Proposal.

31.4.8. Installation:

1. Inspection: The Design-Builder shall inspect materials and/or equipment upon their arrival at the Project Site and immediately prior to installation. The Design-Builder shall reject damaged and

defective materials and/or equipment. The Design-Builder's inspection shall include:

- i) A review of the Contract requirements;
 - ii) Verification that all materials and/or equipment have been tested, submitted, and approved;
 - iii) Examination of the Work area to ascertain that all preliminary Work has been completed;
 - iv) A physical examination of materials and/or equipment to ensure that they conform to the Design-Builder approved and City-accepted Shop Drawings or other submittal data;
 - v) Instruction as necessary to ensure that Design-Builder's workers understand the requirements of the Contract as they pertain to the materials and/or equipment;
 - vi) An examination of the quality of workmanship; and
 - vii) A review of control testing for compliance with the Contract requirements.
2. Measurements: The Design-Builder shall verify measurements and dimensions of the Work as an integral step of starting each installation. The Design-Builder shall be solely responsible for proper fit up and connection of components.
 3. Special Procedures: The Design-Builder shall provide methods and facilities to ensure conformance with requirements for special process specifications such as nondestructive testing of materials. The Design-Builder shall maintain certifications for personnel, procedures, and equipment as necessary to meet the requirements of the Contract Documents and all Applicable laws.
 4. Manufacturer's Instructions: The Design-Builder shall comply with applicable manufacturer's instructions and recommendations for installation, if those instructions and recommendations are more explicit and/or more stringent than the requirements of the Contract Documents.
 5. Storage and care: If not immediately installed, the Design-Builder shall store and care for all materials and/or equipment delivered to the Project Site according to the manufacturer's recommendations.

31.4.9. Manufacturer's Field Installation Services and Reports:

1. When required by the specifications, the Design-Builder shall cause material or product suppliers or manufacturers to provide qualified personnel to:
 - a) Observe and evaluate:

- (i) Project Site conditions;
 - (ii) Conditions of surfaces and installation;
 - (iii) Quality of workmanship;
 - (iv) Start-up of equipment; and
 - (v) Testing, adjusting, and balancing of equipment.
- b) Provide instructions when necessary.
2. The Design-Builder shall report in writing to the Engineer any observations and Project Site decisions or instructions given to the Design-Builder by a material or product supplier or manufacturer's personnel that are supplemental or contrary to the written instructions of the material or product supplier or manufacturer.
3. Within 10 Working Days of each field visit, The Design-Builder shall submit in duplicate to the Engineer for review and acceptance final reports from a material or product supplier or manufacturer's personnel. If the duration of the field visit is greater than 1 week, the Design-Builder shall submit weekly reports. Each final report shall certify that equipment or system has been satisfactorily installed and is functioning correctly.

31.4.10. Sample City QA/QC Checklists:

1. Sample City Checklists are available for review and use from the Engineer.

32. Noise Abatement and Control:

- 32.1.** The Design-Builder shall comply with San Diego Municipal Code, Noise Abatement and Control (Sections 59.5.0401, Sound Level Limits, and 59.5.0404, Construction Noise), and the County of San Diego Code of Regulatory Ordinances, Noise Abatement and Control. In the event of conflict, the most stringent requirement shall apply.
- 32.2.** Noise levels generated by construction activity shall not exceed an average of 75 decibels at the residential property line between the hours of 8:30 a.m. to 3:30 p.m. each Working Day. The Design-Builder shall obtain a Noise Permit to conduct work activities taking place before 7:00 AM or after 7:00 PM, each Working Day, or any time on days other than Working Days.
- 32.3.** If the Design-Builder desires to conduct Work activities during times when a Noise Permit is required, the Design-Builder shall obtain prior written authorization from the Engineer not less than 48 hours in advance, and shall apply for, obtain, and pay for the Noise Permit at no additional cost to City.

33. Project Meetings:

- 33.1.** Progress Meetings - Design Phase - The Design-Builder shall schedule and hold regular progress meetings at least monthly and at other times as requested by the Engineer. Prior to a progress meeting, the Design-Builder shall submit its progress

meeting format to the Engineer for review and acceptance. The Design-Builder shall also submit to the Engineer for review and acceptance:

- i) A meeting agenda prior to each meeting; and
- ii) Minutes of each meeting prior to the next meeting.

The Design-Builder shall ensure that its key personnel attend the progress meetings.

- 33.2.** Progress Meetings – Construction Phase - The Design-Builder shall schedule and hold regular weekly progress meetings and at other times as requested by the Engineer. The Design-Builder shall report in writing to the Engineer the previous week's progress and the plans for the upcoming three weeks. Twenty-four hours prior to each progress meeting, Design- Builder shall provide to the Engineer a two-week window (look-ahead) schedule showing activities from the accepted Project Schedule that are to take place during this period, activities started but not yet completed, and activities which have begun out of sequence. Prior to a progress meeting, the Design-Builder shall submit its progress meeting format to the Engineer for review and acceptance. The Design-Builder shall also submit to the Engineer for review and acceptance:

- i) A meeting agenda prior to each meeting; and
- ii) Minutes of each meeting prior to the next meeting.

The Design-Builder shall ensure that its key personnel attend the progress meetings. In addition, the Design-Builder may, at its discretion, request attendance by representatives of its suppliers, vendors, manufacturers, and other subcontractors.

- 33.3.** Public Meetings - During the course of the Project, a minimum of 2 of the Design-Builder's key personnel and the Engineer shall attend community meetings as part of the Design-Builder's community outreach program. Typically, these meetings are scheduled for two to four hours on weekday evenings. At a minimum, 1 meeting per community, will be scheduled at 30 percent design review and the other just prior to construction. Actual dates and times will be determined by City.
- 33.4.** Other Meetings - From time to time during the Project, the Engineer may direct the Design-Builder to attend other meetings. These may include but are not limited to meetings with environmental or regulatory agencies, meetings with utility companies, and meetings with other City divisions or departments.

34. Red-lines:

- 34.1.** The Design-Builder shall be responsible for Red-lines.
- 34.2.** Prior to final completion, The Design-Builder shall prepare and submit one complete set of full sized (24-inch x 36-inch) original mylar final As-Built Drawing CADD plots in accordance with the City's CADD Guideline. Each CADD mylar drawing sheet shall be wet stamped and signed by qualified responsible engineers registered in the State of California, and shall be stamped and wet signed by the architect/engineer of record, as required by law. Other applicable portions of the drawing title blocks shall also be signed by the Design-Builder. Drawing mylar shall be 3 mils minimum thickness.

- 34.3. Prior to Final Completion, the Design-Builder shall also submit:
- 34.3.1. Five complete full-sized sets of blueprint or copies of the final As-Builts.
 - 34.3.2. Two complete electronic file sets of the final As-Built's on CDs (typical) prepared in the V8.1 version of Bentley MicroStation Version SE CADD software in accordance with City's CADD Guideline.

35. Record Keeping:

- 35.1. The Design-Builder shall maintain in a safe place at the Project Site a copy of construction documents (including field test records, correspondence, daily reports, and written interpretations and clarifications), Shop Drawings, Product Data, and Samples in good order. Field Documents, Shop Drawings, Product Data, Samples, and similar submittals are not part of the Contract Documents. The purpose of these documents is to demonstrate construction conformance to the Contract Documents, and the City shall have the right to inspect, audit, review, and copy these documents at any reasonable time.
- 35.2. The Design-Builder shall not have the authority to approve a Sample or other submittal that is not in strict conformance with the Contract Documents or the accepted final design, unless City has accepted the substitute. No Work requiring a submittal or sample submission shall commence until the submission has been approved by the Design-Builder. A copy of each approved submittal and each approved sample shall be kept in order by the Design-Builder at the Project Site.
- 35.3. The Design-Builder shall list and schedule submittals to be made and upon approval of each submittal transmit to City, within 5 Working Days, 2 copies of same. Failure to deliver the copies of approved submittals may result in withholding of progress payments.
- 35.4. The Design-Builder shall not be relieved of responsibility for any deviations from the requirements of the Contract Documents by City's acceptance of Shop Drawings, Product Data, Samples, or similar submittals unless the Design-Builder has specifically informed City of such deviation at the time of the submittal and City has accepted the specific deviation in writing. The Design-Builder shall not be relieved of responsibility for errors or omissions in Shop Drawings, Product Data, Samples or similar submittals by City's acceptance thereof. At the time of each submission, the Design-Builder shall, in writing, specifically identify deviations that the submittals or Samples may have from the requirements of the Contract Documents.

36. Required Test/Material Certificates:

- 36.1. The Design-Builder shall ensure that all tests are performed in accordance with the methods prescribed in the most current applicable national standard as may be required by law and as prescribed in the Contract Documents. Materials or Work in place that fails to pass acceptability tests shall be retested, at the direction of City and at the Design-Builder's sole expense. The Design-Builder shall submit all test certificates to City in a timely manner.

37. Traffic Control:

37.1. The Design-Builder will develop a Traffic Control Plan which minimizes environmental impacts, including noise, to residences, businesses, and institutions. The City will also require the final Traffic Control Plan to incorporate input from the community as well as from City staff.

38. Reference Standards:

38.1. Except as otherwise noted or specified, the Work shall be completed in accordance with the following standards:

| Title | Edition | Document Number |
|--|---------|-----------------|
| Standard Specifications for Public Works Construction ("The GREENBOOK") | 2012 | PITS070112-01 |
| City of San Diego Standard Specifications for Public Works Construction ("The WHITEBOOK")* | 2012 | PITS070112-02 |
| City of San Diego Standard Drawings* | 2012 | PITS070112-03 |
| Caltrans Standard Specifications | 2010 | PITS070112-04 |
| Caltrans Standard Plans and Design Guide | 2010 | PITS070112-05 |
| California MUTCD | 2012 | PITS070112-06 |
| City Standard Drawings – Standard Drawing Updates Approved For Use (when specified)* | Varies | Varies |
| Standard Federal Equal Employment Opportunity Construction Contract Specifications and the Equal Opportunity Clause Dated 09-11-84 | 1984 | 769023 |
| NOTE: *Available online under Engineering Documents and References at: http://www.sandiego.gov/publicworks/edocref/index.shtml | | |

38.2. City of San Diego Sewer Design Guide, 2013 Edition

39. Bridging Documents:

39.1. The following is a list of the Bridging Documents for this project available at:

<ftp://ftp.sannet.gov/OUT/GJ%20743/>

39.1.1. **Addendum to Mitigated Negative Declaration No. 255100, SCH No. 2011091045 PTS#349659**

39.1.2. **Sewer GJ743**

- 01 Predesign Maps
- 02 Predesign CMP Storm Drain Maps
- 03 Predesign Constraint Maps

- 04 Predesign OCI Index Maps
- 05 Predesign Conflict Maps
- 06 Predesign Project Coordination Maps
- 07 Prioritization Template
- 08 Access Law Design Compliance Memorandum
- 09 Miscellaneous Correspondence
- 10 CCC Exemption

39.1.3. As-Builts

- 1. Site 1: 12990-9-D
- 2. Site 2: 9322-L, 9325-L, 17087-2-D
- 3. Site 3: 9709-L
- 4. Site 4: 27211-6-D
- 5. Site 5: 479, 19238-8-D, 19238-10-D, 25756-1-D, 28374-18-D, 28896-7-D
- 6. Site 6: 10994-3-D, 13955-L, 13957-L, 25858-01-D, 25858-26-D
- 7. Site 7: 948-D
- 8. Site 8: 13683-L
- 9. Site 9: 1796-D, 27812-5-D, 36507-04-D, 4658-B, 9251-L, 9846-1-D
- 10. Site 10: 9880-L
- 11. Site 11: 15190-12-D, 18351-D, 24747-1-D
- 12. Site 12: 29335-5-D
- 13. Site 13: 382-D, 24117-7-D, 24117-8-D
- 14. Site 14: 4949-0-D, 4951-D, 10466-2-D, 10466-3-D, 11672-2-D, 13213-6-D, 24986-2-D
- 15. Site 15: 396-3, 396-5, 6505-W, 11557-16-D
- 16. Site 16: 1876-D, 11546-L, 11547-L, 11548-L, 11549-L, 11550-L

ATTACHMENT B
PHASED FUNDING PROVISIONS

PHASED FUNDING PROVISIONS

1. PHASED FUNDING

- 1.1. The selected The Design-Builder will be required to provide a Pre-award Schedule in accordance with sections 9-3 and 6-1 of the Supplementary Special Provisions (SSP) prior to award of Contract.
- 1.2. For phased funded contracts, the City typically secures enough funds for the first 90 Days of the contract prior to award. Within 10 Working Days after announcement of the Apparent Winner, the Design-Builder must contact the Project Manager to discuss fund availability and the duration of the first phase and submit the Pre-Award Schedule to the City for approval and preparation of the first Phased Funding Schedule Agreement.
- 1.3. The Design-Builder will be required to provide a Pre-award Schedule in accordance with 6-1, "CONSTRUCTION SCHEDULE AND COMMENCEMENT OF THE WORK" and 9-3, "PAYMENT" prior to award of Contract.
- 1.4. If the Proposal submitted by the Apparent Winner is rejected by the City for any reason, then within 5 Working Days after receiving notice, the next Apparent Winner must provide the Pre-Award Schedule. This process will continue until the City has selected a Design-Builder or has decided to reject all Proposals.
- 1.5. The first Phased Funding Schedule Agreement must show the fund availability for the first phase. Within 22 Working Days from the date of the announcement of, or notice to the next Apparent Low Design-Builder (whichever occurs last) and once a Pre-Award Schedule is accepted by the City, the City will present the first Phased Funding Schedule Agreement to you when you are selected as the Apparent Low Design-Builder.
- 1.6. At the City's request, you must meet with the City's Project manager before execution of the first Phased Funding Schedule Agreement to discuss his or her comments and requests for revision to the Pre-Award Schedule.
- 1.7. Your failure to perform the following may result in the Proposal being rejected as **non-responsive**:
 - 1.7.1. meet with the City's Project manager, if requested to do so, to discuss and respond to the City's comments regarding the Pre-Award Schedule,
 - 1.7.2. revise the Pre-Award Schedule as requested by the City within the specified 22 Working Days timeframe, or
 - 1.7.3. execute the first Phased Funding Schedule Agreement within a Day after receipt.

PHASED FUNDING SCHEDULE AGREEMENT

BID NUMBER: K-15-6181-MAC-3

CONTRACT OR TASK TITLE: SEWER GROUP JOB 743

CONTRACTOR: Orion Construction/ Balboa Construction J.V.

| Funding Phase | Phase Description | Phase Start | Phase Finish | Not-to-Exceed Amount |
|----------------------|---|--------------------|---------------------|-----------------------------|
| 1 | Project design, mobilization, and construction of Sites: 4, 7, 8, 9, 10, and 11. | NTP | 08/31/2015 | \$ 1,447,000.00 |
| 2 | Construction of Sites: 1, 2, 3, 5, 6, 12, 14, 15, and 16, demobilization, As-Builts | 09/01/2015 | Project Completion | \$ 1,700,000.00 |
| Total | | | | \$ 3,147,000.00 |

Notes:

- (1) City Supplement 9-3.6, "PHASED FUNDING COMPENSATION" applies.
- (2) The total of all funding phases shall be equal to the TOTAL BID PRICE as shown on BID SCHEDULE 1 - PRICES.
- (3) This PHASED FUNDING SCHEDULE AGREEMENT will be incorporated into the CONTRACT and shall only be revised by a written modification to the CONTRACT.

CITY OF SAN DIEGO

By: *Mike Ninh*

Name: Mike Ninh

Project Manager

Department Name: Public Works - ROWD

Date: 9/24/14

Orion Construction/ Balboa Construction J.V.

By: *Robert B. Wilson*

Name: Robert B. Wilson

Title: Vice President

Date: 9/22/14

-END OF PHASED FUNDING SCHEDULE AGREEMENT-

ATTACHMENT C
PROPOSAL SUBMITTAL REQUIREMENTS, AND SELECTION CRITERIA

ATTACHMENT C

PROPOSAL SUBMITTAL REQUIREMENTS AND SELECTION CRITERIA

PUBLIC WORKS DEPARTMENT

1. **Addenda to the RFP (PASS/FAIL)**

- 1.1. The Design-Builder shall confirm the receipt of all addenda issued to this RFP. Failure to acknowledge all addenda issued, may result in the Proposal being considered **non-responsive** and ineligible for further consideration.
- 1.2. The Design-Builders are not required to include copies of the actual addenda in its Proposal.

2. **Exceptions to the RFP (PASS/FAIL)**

- 2.1 If the Design-Builder takes exception(s) to any portion of this **RFP and its attachments**, the specific portion of this RFP or attachment to which exception is taken shall be identified and explained to the City in writing a minimum of 10 Days prior to the date established for submittal of the Technical Proposal.
- 2.2 Exceptions taken after the stipulated period to this RFP may be cause for rejection of the Proposal as being **non-responsive**. The City reserves the right to waive exception(s) as it deems in the best interests of the City.

3. **Subcontracting Participation Percentages (PASS/FAIL)**

- 3.1 If the Design-Builder fails to meet the minimum subcontracting participation percentages, the Proposal will be considered **non-responsive** and rejected.

4. **Project Team (10 Points Max)**

- 4.1 Describe any changes to the key personnel identified as part of the SOQ. Describe the strength of key proposed construction and technical personnel, and Subcontractors assigned to the Project. Provide a list of subcontractors which were given the opportunity to form your project team.

5. **Technical Approach and Design Concept (30 Points Max)**

- 5.1 Describe in detail the proposed design concept for this Project. Include detailed descriptions, conceptual design drawings, schematics, a list of major equipment, and any other information deemed necessary to allow the City to make an informed evaluation of the Design-Builder's technical approach. The completeness and technical merit of the design concept will be evaluated.
- 5.2 The following elements shall be included in the Technical Proposal:
 - 5.2.1 Pipeline alignment, sizes and locations of appurtenances.

- 5.2.2 Traffic Control Approach - The Design-Builder shall describe its general approach to developing a traffic control and local access management plan (Traffic Control Plan).
- 5.2.3 Quality Assurance/Quality Control Plan (QA/QC Plan) - The Design-Builder shall submit a QA/QC Plan specifically developed for this Project. The Design-Builder's QA/QC Plan shall comply with the City's Quality Assurance/Quality Control Plan Guidelines (see Attachment A, Section 31). The QA/QC Plan shall describe the tools, process, and resources the Design-Builder shall use to ensure that it provides facilities that meet the requirements of the Contract.
- 5.2.4 Paving Restoration.
- 5.2.5 Phasing of design and construction work of each site separately
- 5.2.6 Curb Ramp Design and Installation plan pursuant to the ADA Preliminary Engineering report (part of the bridging documents) and highlight any Modification, if any.
- 5.2.7 Phasing and Coordination with Adjacent Projects
- 5.2.8 Storm Water Pollution Control Best Management Practices.
- 5.2.9 Subsurface Investigation and Geotechnical Work.
- 5.2.10 Proposed Design Schedule: Outline the proposed design schedule, including sequencing of each major design component (30%, 60%, 100%, Final Design) and proposed durations.

6. Construction Plan (30 Points Max)

- 6.1 Describe the proposed construction plan for this Project, including the following, at a minimum:
 - 6.1.1 Construction approach and methods
 - 6.1.2 Plan for operation of facility during construction
 - 6.1.3 Plan for phasing of construction activities
 - 6.1.4 General plan for functional testing and start-up.
 - 6.1.5 Proposed safety program
 - 6.1.6 Proposed emergency response plan
 - 6.1.7 Phasing of design and construction work of each site separately
 - 6.1.8 Proposed construction schedule
 - 6.1.9 Traffic Control Management
 - 6.1.10 Community Impact

- 6.2 Project Coordination - The Design-Builder shall identify the following:
- 6.2.1 The processes and procedures it will use to ensure that all Work is properly coordinated.
 - 6.2.2 The design and construction coordination requirements with governmental entities and agencies, utilities, Underground Service Alert, City Ops, and all other persons or entities involved in infrastructure improvements or otherwise affected by Project design and construction requirements.
 - 6.2.3 The design coordination system between drawings and specifications and disciplines.
 - 6.2.4 The system for tracking questions and responses.
 - 6.2.5 The system for coordinating work among subcontractors and suppliers.
- 6.3 Critical Path Schedule - The RFP requires the Design-Builder to complete the Project within a certain number of Working Days. The Design-Builder shall include a summary level critical path method (CPM) schedule in the form of a bar chart that identifies all Project milestones set forth in this RFP, including its Attachments such as additional tasks or milestones, as well as all critical activities the Design-Builder anticipates performing and coordinating with others to complete the Project. The Design-Builder shall include with the schedule a narrative explaining detailed procedures for ensuring all Project milestones are met. Proposals that show valid means to reduce the duration of the Project may be given favorable consideration if they demonstrate realistic activity durations and no increase in Project cost.
- 6.4 Challenges/Issues - Identify what your team believes to be the largest challenges associated with this Project. Describe how your team has overcome similar challenges on a previous Project your team has participated in. Proposals shall describe the Design-Builder's understanding of the design and technical issues involved in the Project, including those related to design review, value engineering, proposals, general contracting, schedule, site mobilization, constructability, construction sequencing, quality control, code compliance, and cost containment.
- 6.5 Describe any cost saving measures, not included in your proposal that the City of San Diego Team should consider, and the Design-Builder is willing to implement. For each recommendation, the percentage of your price proposal or time would be saved.

7. Community Outreach Plan (30 Points Max)

- 7.1 Community Outreach and Public Relations Program - The Design-Builder shall describe its general approach to building relations between the Design-Builder and the community, including how the Design-Builder will provide effective public information and respond to public concerns. The Design-Builder shall work cooperatively with the City's team and creatively integrate the needs of the community into the design of the Project.
- 7.2 Community Coordination – How does the Design-Builder plan to provide effective public information and respond to public concerns?

- 7.3 Staging Area and project cleanup – What is your plan for staging area and project cleanup (during construction and moratorium phase) to minimize residents and visitors concerns?
- 7.4 Residents and Visitors – how will traffic and bus stops be impacted? How will you minimize the impacts?
- 7.5 Construction mitigation plan to minimize impacts in and near high traffic areas, (i.e. impacts to adjacent business, schools, etc...)

Total Points: 100

Proposals that do not contain the aforementioned components may be rejected as **non-responsive**. The Design-Builder's information and Proposal details provided during the Q&A meeting will be part of the Proposal evaluation and failure to attend the meeting will determine the proposal to be **non-responsive**.

ATTACHMENT D
SUPPLEMENTARY SPECIAL PROVISIONS (SSP)

SUPPLEMENTARY SPECIAL PROVISIONS

The following Supplementary Special Provisions (SSP) modifies the following documents:

- 1) Standard Specifications for Public Works Construction (The GREENBOOK) currently in effect.
- 2) The City of San Diego Standard Specifications for Public Works Construction (The WHITEBOOK).

SECTION 1 – TERMS, DEFINITIONS, ABBREVIATIONS, UNITS OF MEASURE, AND SYMBOLS

1-2 TERMS AND DEFINITIONS.

Normal Working Hours. To the City Supplement, ADD the following:

The Normal Working Hours are 8:30 AM to 3:30 PM.

SECTION 2 - SCOPE AND CONTROL OF WORK

2-3.2 Self Performance. DELETE in its entirety and SUBSTITUTE with the following:

1. You must perform, with your own organization, Contract work amounting to at least 50% of the base bid alone.
2. The self performance percentage requirement will be waived for contracts when a “B” License is required or allowed.

2-5.3.1 General. To the City Supplement, ADD the following:

7. For products for which an AML is available, products listed in the AML shall be used. A submittal review will be conducted for products not identified on an AML on a case-by-case basis when:
 - a) The product type or category is not in the AML.
 - b) The AML does not list at least two available manufacturers of the product.
 - c) The material or manufacturer listed in the AML is no longer available. Documentation to substantiate the product is no longer available or in production is required as part of the submittal.

In the case of conducting a submittal review when required by the Plans or Special Provisions, or when requested by the Engineer, all submittals shall be accompanied by the City’s submittal form.

The Product Submittal Form is available for download at:

<http://www.sandiego.gov/publicworks/edocref/index.shtml>

2-14.3 Coordination. To the City Supplement, ADD the following:

Other adjacent City projects might be scheduled for construction for the same time period. See Bridging Documents for approximate locations.

SECTION 4 - CONTROL OF MATERIALS

4-1.3.6 Preapproved Materials. To the City Supplement, ADD the following:

3. You shall submit in writing a list of all products to be incorporated in the Work that are on the AML.

4-1.6 Trade Names or Equals. ADD the following:

You must submit your list of proposed substitutions for “an equal” (“or equal”) item(s) **no less than 5 Working Days after the determination of the Apparent Low Bidder** and on the City’s Product Submittal Form available at:

<http://www.sandiego.gov/publicworks/edocref/index.shtml>

SECTION 6 - PROSECUTION, PROGRESS AND ACCEPTANCE OF WORK

6-2.1 Moratoriums. To the City Supplement, ADD the following:

Do not work in the areas where there is currently a moratorium issued by the City. The areas subject to moratorium are listed here:

a) Site 4, 7 and 6 - Bird Breeding Season from April 1st to August 15th.

6-7.1 General. To the City Supplement, ADD the following:

5. 30 Working days for full depth asphalt final mill and resurfacing work required per SDG-107.

SECTION 7 - RESPONSIBILITIES OF THE CONTRACTOR

7-3 LIABILITY INSURANCE. DELETE in its entirety and SUBSTITUTE with the following:

The insurance provisions herein must not be construed to limit your indemnity obligations contained in the Contract.

7-3.1 Policies and Procedures.

1. You must procure the insurance described below, at its sole cost and expense, to provide coverage against claims for loss including injuries to persons or damage to property, which may arise out of or in connection with the performance of the Work by you, your agents, representatives, officers, employees or Subcontractors.
2. Insurance coverage for property damage resulting from your operations is on a replacement cost valuation. The market value will not be accepted.
3. You must maintain this insurance for the duration of this contract and at all times thereafter when you are correcting, removing, or replacing Work in accordance with this contract. Your liabilities under the Contract, e.g., your indemnity obligations, is not deemed limited to the insurance coverage required by this contract.
4. Payment for insurance is included in the various items of Work as bid by you, and except as specifically agreed to by the City in writing, you are not entitled to any additional payment. Do not begin any work under this contract until you have provided and the City has approved all required insurance.
5. Policies of insurance must provide that the City is entitled to 30 days (10 days for cancellation due to non-payment of premium) prior written notice of cancellation or non-renewal of the policy. Maintenance of specified insurance coverage is a material element of the Contract. Your failure to maintain or renew coverage or to provide evidence of renewal during the term of the Contract may be treated by the City as a material breach of the Contract.

7-3.2 Types of Insurance.

7-3.2.1 Commercial General Liability Insurance.

1. Commercial General Liability Insurance must be written on the current version of the ISO Occurrence form CG 00 01 07 98 or an equivalent form providing coverage at least as broad.
2. The policy must cover liability arising from premises and operations, XCU (explosions, underground, and collapse), independent contractors, products/completed operations, personal injury and advertising injury, bodily injury, property damage, and liability assumed under an insured's contract (including the tort liability of another assumed in a business contract).
3. There must be no endorsement or modification limiting the scope of coverage for either "insured vs. insured" claims or contractual liability. You must maintain the same or equivalent insurance for at least 10 years following completion of the Work.
4. All costs of defense must be outside the policy limits. Policy coverage must be in liability limits of not less than the following:

| <u>General Annual Aggregate Limit</u> | <u>Limits of Liability</u> |
|---|----------------------------|
| Other than Products/Completed Operations | \$2,000,000 |
| Products/Completed Operations Aggregate Limit | \$2,000,000 |
| Personal Injury Limit | \$1,000,000 |
| Each Occurrence | \$1,000,000 |

7-3.2.2 Commercial Automobile Liability Insurance.

1. You must provide a policy or policies of Commercial Automobile Liability Insurance written on the current version of the ISO form CA 00 01 12 90 or later version or equivalent form providing coverage at least as broad in the amount of \$1,000,000 combined single limit per accident, covering bodily injury and property damage for owned, non-owned, and hired automobiles (“Any Auto”).
2. All costs of defense must be outside the limits of the policy.

7-3.2.3 Contractors Pollution Liability Insurance.

1. You must procure and maintain at your expense or require Subcontractor, as described below to procure and maintain, the Contractors Pollution Liability Insurance including contractual liability coverage to cover liability arising out of cleanup, removal, storage, or handling of hazardous or toxic chemicals, materials, substances, or any other pollutants by you or any Subcontractor in an amount not less than \$2,000,000 limit for bodily injury and property damage.
2. All costs of defense must be outside the limits of the policy. Any such insurance provided by Subcontractor instead of you must be approved separately in writing by the City.
3. For approval of a substitution of Subcontractor’s insurance, you must certify that all activities for which the Contractors Pollution Liability Insurance will provide coverage will be performed exclusively by the Subcontractor providing the insurance. The deductible must not exceed \$25,000 per claim.
4. Contractual liability must include coverage of tort liability of another party to pay for bodily injury or property damage to a third person or organization. There must be no endorsement or modification of the coverage limiting the scope of coverage for either “insured vs. insured” claims or contractual liability.
5. Occurrence based policies must be procured before the Work commences and must be maintained for the Contract Time. Claims Made policies must be procured before the Work commences, must be maintained for the Contract Time, and must include a 12 month extended Claims Discovery Period applicable to this contract or the existing policy or policies must continue to be maintained for 12 months after the completion of the Work without advancing the retroactive date.

6. Except as provided for under California law, the policy or policies must provide that the City is entitled to 30 days prior written notice (10 days for cancellation due to non-payment of premium) of cancellation or non-renewal of the policy or policies.

7-3.3 Rating Requirements. Except for the State Compensation Insurance Fund, all insurance required by this contract as described herein must be carried only by responsible insurance companies with a rating of, or equivalent to, at least "A-, VI" by A.M. Best Company, that are authorized by the California Insurance Commissioner to do business in the State, and that have been approved by the City.

7-3.3.1 Non-Admitted Carriers. The City will accept insurance provided by non-admitted, "surplus lines" carriers only if the carrier is authorized to do business in the State and is included on the List of Approved Surplus Lines Insurers (LASLI list).

All policies of insurance carried by non-admitted carriers must be subject to all of the requirements for policies of insurance provided by admitted carriers described herein.

7-3.4 Evidence of Insurance. Furnish to the City documents e.g., certificates of insurance and endorsements evidencing the insurance required herein, and furnish renewal documentation prior to expiration of this insurance. Each required document must be signed by the insurer or a person authorized by the insurer to bind coverage on its behalf. We reserve the right to require complete, certified copies of all insurance policies required herein.

7-3.5 Policy Endorsements.

7-3.5.1 Commercial General Liability Insurance.

7-3.5.1.1 Additional Insured.

- a) You must provide at your expense policy endorsement written on the current version of the ISO Occurrence form CG 20 10 11 85 or an equivalent form providing coverage at least as broad.
- b) To the fullest extent allowed by law e.g., California Insurance Code §11580.04, the policy must be endorsed to include the City and its respective elected officials, officers, employees, agents, and representatives as additional insured.
- c) The additional insured coverage for projects for which the Engineer's Estimate is \$1,000,000 or more must include liability arising out of: (a) Ongoing operations performed by you or on your behalf, (b) your products, (c) your work, e.g., your completed operations performed by you or on your behalf, or (d) premises owned, leased, controlled, or used by you.
- d) The additional insured coverage for projects for which the Engineer's Estimate is less than \$1,000,000 must include liability arising out of: (a) Ongoing operations performed by you or on your behalf, (b) your products, or (c) premises owned, leased, controlled, or used by you.

7-3.5.1.2 Primary and Non-Contributory Coverage. The policy must be endorsed to provide that the coverage with respect to operations, including the completed operations, if appropriate, of the Named Insured is primary to any insurance or self-insurance of the City and its elected officials, officers, employees, agents and representatives. Further, it must provide that any insurance maintained by the City and its elected officials, officers, employees, agents and representatives must be in excess of your insurance and must not contribute to it.

7-3.5.1.3 Project General Aggregate Limit. The policy or policies must be endorsed to provide a Designated Construction Project General Aggregate Limit that will apply only to the Work. Only claims payments which arise from the Work must reduce the Designated Construction Project General Aggregate Limit. The Designated Construction Project General Aggregate Limit must be in addition to the aggregate limit provided for the products-completed operations hazard.

7-3.5.2 Commercial Automobile Liability Insurance.

7-3.5.2.1 Additional Insured. Unless the policy or policies of Commercial Auto Liability Insurance are written on an ISO form CA 00 01 12 90 or a later version of this form or equivalent form providing coverage at least as broad, the policy must be endorsed to include the City and its respective elected officials, officers, employees, agents, and representatives as additional insured, with respect to liability arising out of automobiles owned, leased, hired or borrowed by you or on your behalf. This endorsement is limited to the obligations permitted by California Insurance Code §11580.04.

7-3.5.3 Contractors Pollution Liability Insurance Endorsements.

7-3.5.3.1 Additional Insured.

- a) The policy or policies must be endorsed to include as an Insured the City and its respective elected officials, officers, employees, agents, and representatives, with respect to liability arising out of: (a) Ongoing operations performed by you or on your behalf, (b) your products, (c) your work, e.g., your completed operations performed by you or on your behalf, or (d) premises owned, leased, controlled, or used by you; except that in connection with, collateral to, or affecting any construction contract to which the provisions of subdivision (b) of § 2782 of the California Civil Code apply, this endorsement must not provide any duty of indemnity coverage for the active negligence of the City and its respective elected officials, officers, employees, agents, and representatives in any case where an agreement to indemnify the City and its respective elected officials, officers, employees, agents, and representatives would be invalid under subdivision (b) of §2782 of the California Civil Code.
- b) In any case where a claim or loss encompasses the negligence of the Insured and the active negligence of the City and its respective elected officials, officers, employees, agents, and representatives that is not covered because of California Insurance Code §11580.04, the insurer's obligation to the City and its respective elected officials, officers, employees, agents, and representatives must be limited to obligations permitted by California Insurance Code §11580.04.

- 7-3.5.3.2 Primary and Non-Contributory Coverage.** The policy or policies must be endorsed to provide that the insurance afforded by the Contractors Pollution Liability Insurance policy or policies is primary to any insurance or self-insurance of the City and its elected officials, officers, employees, agents and representatives with respect to operations including the completed operations of the Named Insured. Any insurance maintained by the City and its elected officials, officers, employees, agents and representatives must be in excess of your insurance and must not contribute to it.
- 7-3.5.3.3 Severability of Interest.** For Contractors Pollution Liability Insurance, the policy or policies must provide that your insurance must apply separately to each insured against whom claim is made or suit is brought, except with respect to the limits of the insurer's liability and must provide cross-liability coverage.
- 7-3.6 Deductibles and Self-Insured Retentions.** You must pay for all deductibles and self-insured retentions. You must disclose deductibles and self-insured retentions to the City at the time the evidence of insurance is provided.
- 7-3.7 Reservation of Rights.** The City reserves the right, from time to time, to review your insurance coverage, limits, deductibles and self-insured retentions to determine if they are acceptable to the City. The City will reimburse you, without overhead, profit, or any other markup, for the cost of additional premium for any coverage requested by the Engineer but not required by this contract.
- 7-3.8 Notice of Changes to Insurance.** You must notify the City 30 days prior to any material change to the policies of insurance provided under this contract.
- 7-3.9 Excess Insurance.** Policies providing excess coverage must follow the form of the primary policy or policies e.g., all endorsements.
- 7-3.10 Architects and Engineers Professional Insurance (Errors and Omissions Insurance).**
1. For contracts with required engineering services (e.g., Design-Build, preparation of engineered Traffic Control Plans (TCP), etc. by the Contractor) for all of your employees or Subcontractors who provide professional engineering services under this contract, you must keep or must require its Subcontractor keep in full force and effect, Professional Liability coverage with a limit of **\$1,000,000** per claim and **\$2,000,000** annual aggregate.
 2. You must ensure both that: (a) the policy retroactive date is on or before the date of commencement of the Project; and (b) the policy will be maintained in force for a period of 3 years after completion of the Project or termination of this contract whichever occurs last. You agree that for the time period specified above, there will be no changes or endorsements to the policy that affect the specified coverage.
 3. If professional engineering services are to be provided solely by the Subcontractor, you must (a) certify this to the City in writing and (b) agree in writing to require the Subcontractor to procure Professional Liability coverage in accordance with the requirements set forth above.

7-4 **WORKERS' COMPENSATION INSURANCE.** DELETE in its entirety and SUBSTITUTE with the following:

7-4.1 **Workers' Compensation Insurance and Employers Liability Insurance.**

1. In accordance with the provisions of §3700 of the California Labor Code, you must provide at your expense Workers' Compensation Insurance and Employers Liability Insurance to protect you against all claims under applicable state workers compensation laws. The City, its elected officials, and employees will not be responsible for any claims in law or equity occasioned by your failure to comply with the requirements of this section.

2. Limits for this insurance must be not less than the following:

| <u>Workers' Compensation</u> | <u>Statutory Employers Liability</u> |
|------------------------------|--------------------------------------|
| Bodily Injury by Accident | \$1,000,000 each accident |
| Bodily Injury by Disease | \$1,000,000 each employee |
| Bodily Injury by Disease | \$1,000,000 policy limit |

3. By signing and returning the Contract you certify that you are aware of the provisions of §3700 of the Labor Code which require every employer to be insured against liability for worker's compensation or to undertake self-insurance in accordance with the provisions of that code and you must comply with such provisions before commencing the Work as required by §1861 of the California Labor Code.

7-4.1.1 **Waiver of Subrogation.** The policy or policies must be endorsed to provide that the insurer will waive all rights of subrogation against the City, and its respective elected officials, officers, employees, agents, and representatives for losses paid under the terms of the policy or policies and which arise from work performed by the Named Insured for the City.

7-5 **PERMITS, FEES, AND NOTICES.** To the City Supplement, ADD the following:

The City will obtain, at no cost to the Contractor; the following permits:

1. Permit To Work on Private Property for replumbs.

7-8.6 **Water Pollution Control.** ADD the following:

1. Based on a preliminary assessment by the City, the Contract is subject to WPCP.

7-10-2.2 **Engineered Traffic Control Plans Provided by the Contractor.** To the City Supplement, ADD the following:

Engineered "D" size TCP are required for the following areas:

1. Federal Blvd.

2. Jamacha Rd.
3. Pacific Hwy.

Design-Builder to confirm which streets require D-sheets.

7-10.5.3 Steel Plate Covers. Table 7-10.5.3(A), REVISE the plate thickness for 5'-3" trench width to read 1 3/4".

7-15 INDEMNIFICATION AND HOLD HARMLESS AGREEMENT. To the City Supplement, fourth paragraph, last sentence, DELETE in its entirety and SUBSTITUTE with the following:

Your duty to indemnify and hold harmless does not include any claims or liability arising from the established active or sole negligence, or willful misconduct of the City, its officers, or employees.

7-16.2.2 Weekly Updates Recipients. Submit a weekly correspondence with updates, traffic control issues and locations, lane closures, and any other pertinent information (with additional contact names given during award process) to the following recipients:

Wendy Gamboa, Senior Engineer, WGamboa@sandiego.gov
Francis Marquez, Project Engineer, FMarquez@sandiego.gov
Resident Engineer, TBA, XXX@sandiego.gov

7-20 ELECTRONIC COMMUNICATION. ADD the following:

Virtual Project Manager will be used on this contract.

SECTION 9 - MEASUREMENT AND PAYMENT

9-3.2.5 Withholding of Payment. To the City Supplement, item i), DELETE in its entirety and SUBSTITUTE with the following:

- i) Your failure to comply with 7-2.3, "PAYROLL RECORDS" and 2-16, "CONTRACTOR REGISTRATION AND ELECTRONIC REPORTING SYSTEM."

ADD:

9-3.7 Compensation Adjustments for Price Index Fluctuations. This Contract is subject to the provisions of The WHITEBOOK for Compensation Adjustments for Price Index Fluctuations for the paving asphalt.

SECTION 203 – BITUMINOUS MATERIALS

203-15 RUBBER POLYMER MODIFIED SLURRY (RPMS). To the City Supplement, ADD the following:

RPMS shall be used on this contract.

SECTION 207 – PIPE

207-17.2.3 Pipe Manufacturer. To the City Supplement, DELETE in its entirety and SUBSTITUTE with the following:

PVC products as manufactured or distributed by J-M Manufacturing Company shall not be used on the Contract for pressurized pipe **unless specified otherwise.**

207-27 FUSIBLE NON-PRESSURE POLYVINYLCHLORIDE PIPE. DELETE in its entirety.

SECTION 209 – STREET LIGHTING AND TRAFFIC SIGNAL MATERIALS

209-6.4 Induction Cobra Head Luminaire. To the City Supplement, CORRECT certain section numbering as follows:

| OLD SECTION NUMBER | TITLE | NEW SECTION NUMBER |
|--------------------|---------------------------|--------------------|
| 209-6.4.7 | Luminaire Identification | 209-6.4.8 |
| 209-6.4.8 | Photometric Documentation | 209-6.4.9 |
| 209-6.4.9 | Quality Assurance | 209-6.4.10 |

SECTION 300 – EARTHWORK

300-1.4 Payment. To the City Supplement, paragraph (2), DELETE in its entirety and SUBSTITUTE with the following:

2. Payment for existing pavement removal and disposal of up to 12” thick, within the excavation e.g., trench limits, shall be included in the Bid item for installation of the mains or the Work item that requires pavement removal.

SECTION 302 – ROADWAY SURFACING

302-3 PREPARATORY REPAIR WORK. To the City Supplement, DELETE in its entirety and SUBSTITUTE with the following:

302-3 PREPARATORY REPAIR WORK.

1. Prior to roadway resurfacing or the application of slurry, the Contractor shall complete all necessary preparation and repair work to the road segment e.g., tree trimming, weed spray, weed abatement, crack sealing, asphalt repair, hump removal, miscellaneous asphalt patching, removal of raised pavement markers, removal of pavement markings, etc. and as specified in the Special Provisions.

2. Preparatory work shall include, but not be limited to, tree trimming, weed spray, weed abatement, crack sealing, asphalt repair i.e., mill and pave, hump removal, miscellaneous asphalt patching, removal of raised pavement markers, removal of pavement markings, etc.
3. The Contractor shall repair areas of distressed asphalt concrete pavement by milling or removing damaged areas of pavement to a minimum depth of 2" for Residential streets, and a minimum depth of 3" for all others to expose firm and unyielding pavement. The Contractor shall prepare subgrade as needed and install a minimum of 2" for residential streets, and a minimum of 3" for all others, of compacted asphalt concrete pavement over compacted native material as directed by the Engineer.
4. If, in order to achieve the minimum specified depth, the base material is exposed, the material shall be compacted to 95% relative compaction to a depth 10" below the finished grade (dig out). Compaction tests shall be made to ensure compliance with the specifications. The Engineer will determine when and where the test will occur. The City will pay for the soils testing required by the Engineer, which meets the required compaction. The Contractor shall reimburse the City for the cost of retesting failing compaction tests. If additional base material is required, the Contractor shall use Class 2 Aggregate Base in accordance with 200-2.2, "Crushed Aggregate Base."
5. Recycled base material shall conform to Crushed Miscellaneous Base Material in accordance with 200-2.4, "Crushed Miscellaneous Aggregate Base."
6. Prior to replacing asphalt, the area shall be cleaned by removing all loose and damaged material, moisture, dirt, and other foreign matter and shall be tack coated in accordance with 302-5.4 "Tack Coat."
7. The Contractor shall install new asphalt within the repair area or for patches in accordance with 302-5, "ASPHALT CONCRETE PAVEMENT." Asphalt concrete shall be C2-PG 64-10 in compliance with 400-4, "ASPHALT CONCRETE."
8. No preparatory asphalt work shall be done when the atmospheric temperature is below 50 °F or during unsuitable weather.
9. Following the asphalt placement, the Contractor shall roll the entire area of new asphalt in both directions at least twice. The finished patch shall be level and smooth in compliance with 302-5.6.2 "Density and Smoothness." After placement and compaction of the asphalt patch, the Contractor shall seal all finished edges with a 4" wide continuous band of SS-1H.
10. The minimum dimension for each individual repair shall be 4' x 4' and shall be subject to the following conditions:
 - a) If the base material is exposed to achieve the required minimum removal thickness, the base material shall be prepared conforming to 301-1, "SUBGRADE PREPARATION."

- b) When additional base material is required, then the contractor shall use Class 2 Aggregate Base in accordance with 200-2.2, "Crushed Aggregate Base." Recycled base material shall conform to Crushed Miscellaneous Base Material in accordance with 200-2.4, "Crushed Miscellaneous Base."
- c) The Contractor may use grinding as a method for removal of deteriorated pavement when the areas indicated for removal are large enough (a minimum of the machine drum width) and when approved by the Engineer.
- d) For both scheduled and unscheduled base repairs, failed areas may be removed by milling or by excavation provided that the edges are cut cleanly with a saw. The areas shall be cleaned and tack coated in accordance with 302-5.4, "Tack Coat" before replacing the asphalt. The areas for scheduled repairs have been marked on the street.

302-3.1 Asphalt Patching.

1. Asphalt patching shall consist of patching potholes, gutter-line erosion, and other low spots in the pavement that are deeper than ½" per 302-5.6.2, "Density and Smoothness." These areas are generally smaller and more isolated than those areas in need of mill and pave.
2. The areas requiring patching have been identified in the Contract Documents, marked on the streets, or as directed by the Engineer. The Contractor shall identify any new areas that may require patching prior to slurry work to ensure the smoothness and quality of the finished product.
3. The Contractor shall identify and repair any areas that may require patching, prior to the placement of slurry seal for smooth finished product.
4. Asphalt overlay shall not be applied over deteriorated pavement. Preparatory asphalt work shall be completed and approved by the Engineer before proceeding with asphalt overlay.
5. The Contractor shall remove distressed asphalt pavement either by saw cutting or milling, to expose firm and unyielding pavement; prepare subgrade (as needed); and install compacted asphalt concrete pavement over compacted native material as directed by the Engineer.
6. Prior to replacing asphalt, the area shall be cleaned and tack coated per 302-5.4, "Tack Coat".
7. Following the asphalt placement, the Contractor shall roll the entire patch in both directions covering the patch at least twice.
8. After placement and compaction of the asphalt patch, the Contractor shall seal all finished edges with a 4" wide continuous band of SS-1H.
9. Base repairs shall not exceed 20% RAP in content.

302-3.2 Payment.

1. Payment for replacement of existing pavement when required shall be included in the unit bid price for Asphalt Pavement repair for the total area replaced and no additional payment shall be made regardless of the number of replacements completed. No payment shall be made for areas of over excavation or outside trench areas in utility works unless previously approved by the Engineer. No payment for pavement replacement will be made when the damage is due to the Contractor's failure to protect existing improvements. The Contractor shall reimburse the City for the cost of retesting all failing compaction tests.
2. The areas and quantities shown on the road segments and in appendices are given only for the Contractor's aid in planning the Work and preparing Bids. The Engineer will designate the limits to be removed and these designated areas shall be considered to take precedent over the area shown in an Appendix to the Contract Documents. The quantities shown in the appendices are based on a street assessment survey and may vary.
3. At the end of each day, the Contractor shall submit to the Engineer an itemized list of the asphalt pavement repair work completed. The list shall include the location of the work and the exact square footage of the repair.
4. Preparatory repair work and tack coating will be paid at the Contract unit price per ton for Asphalt Pavement Repair. No payment shall be made for areas of over excavation unless previously approved by the Engineer.
5. Milling shall be included in the Bid item for Asphalt Pavement Repair unless separate Bid item has been provided.
6. Payment for miscellaneous asphalt patching shall be included in the Contract unit price for slurry and no additional payment shall be made therefore.

302-5.1.1 Damaged AC Pavement Replacement. To the City Supplement, DELETE in its entirety.

302-5.1.2 Measurement and Payment. To the City Supplement, DELETE in its entirety.

302-5.2.1 Measurement and Payment. To the City Supplement, item c), ADD the following:
Imported Subgrade material shall be paid per bid item "Imported Backfill".

SECTION 306 – UNDERGROUND CONDUIT CONSTRUCTION

306-1 OPEN TRENCH OPERATIONS. To the City Supplement, CORRECT certain section numbering as follows:

| OLD SECTION NUMBER | TITLE | NEW SECTION NUMBER |
|---------------------------|--|---------------------------|
| 306-1.8 | House Connection Sewer (Laterals) and Cleanouts | 306-1.9 |

| OLD SECTION NUMBER | TITLE | NEW SECTION NUMBER |
|--------------------|---------------------------------------|--------------------|
| 306-1.7.1 | Payment | 306-1.9.1 |
| 306-1.7.2 | Sewer Lateral with Private Replumbing | 306-1.9.2 |
| 306-1.7.2.1 | Location | 306-1.9.2.1 |
| 306-1.7.2.2 | Permits | 306-1.9.2.2 |
| 306-1.7.2.3 | Submittals | 306-1.9.2.3 |
| 306-1.7.2.4 | Trenchless Construction | 306-1.9.2.4 |
| 306-1.7.2.5 | Payment | 306-1.9.2.5 |
| 306-1.7.3.6 | Private Pump Installation | 306-1.9.2.6 |
| 306-1.7.3.7 | Payment | 306-1.9.2.7 |

306-1.6 **Basis of Payment for Open Trench Installations.** ADD the following:

Payment for imported backfill when the Contractor elects to import material from a source outside the project limits and when authorized by the Engineer shall be included in the Bid unit price for Imported Backfill. The price shall include the removal and disposal of unsuitable materials.

306-1.8.3 **Polyurethane Lining.** To the City Supplement, item 5, DELETE in its entirety

306-20.8 **Carrier Pipe.** To the City Supplement, DELETE in its entirety and SUBSTITUTE with the following:

Carrier pipe materials shall be approved by the Engineer. The Contractor shall use only HDPE. The Contractor shall furnish and install a structurally sound, leak-proof, fusible high density polyethylene pipe, for all piping identified for installation by horizontal directional drilling. The Contractor shall be responsible for the sizing of the carrier pipe to withstand all installation forces, curvature, and residual forces and final in place loading. The selected material shall have an inside diameter no less than stated on the drawings. Individual pipe lengths shall be assembled by butt-fusion unless otherwise specified.

306-22 **PIPE FUSION.** DELETE in its entirety.

SECTION 308 – LANDSCAPE AND IRRIGATION INSTALLATION

308-7 **GUARANTEE.** To the City Supplement, DELETE in its entirety.

308-7 **PAYMENT.** ADD the following:

Work related to tree maintenance shall be included in the Bid items as follows:

- Tree Trimming (EA)
- Root Pruning (EA)
- Root Barrier (EA)

308-8 **PAYMENT.** To the City Supplement, DELETE in its entirety.

SECTION 500 – PIPELINE

500-1.1.1 **General.** To the City Supplement, (1) (a), ADD the following:

The felt and resin system shall be selected from those listed in the City’s approved material list.

500-1.1.5 **Video Inspection.** To the City Supplement, after the last paragraph, ADD the following:

During the pre-installation video the contractor must identify all existing protruding laterals with the existing main and trim them flush to the main prior to rehabilitation. The cost of trimming the existing laterals will be included in the pipe rehabilitation bid item.

500-1.1.9 **Measurement and Payment.** Third Paragraph, DELETE in its entirety.

500-1.2.4 **Sewer Bypassing and Dewatering.** DELETE in its entirety and SUBSTITUTE with the following:

When required by the Contract Documents, the Contractor shall bypass the sewer flow around the Work and dewater the Site in conformance with 704, “SEWAGE SPILL PREVENTION” and 705-2.1, “General.”

500-1.6 **Service Laterals.** To the City Supplement, DELETE in its entirety and SUBSTITUTE with the following:

ADD:

500-1.6 **Service Lateral Rehabilitation.**

500-1.6.1 **General.**

- a) The rehabilitation shall be accomplished using a fabric or fiberglass tube of particular length and a thermoset resin with physical and chemical properties appropriate for the application without excavation and disturbing surface improvements. The tube is vacuum impregnated with the resin. Access to an upstream end of the service lateral is made by excavation in the public right of way. Installation of the resin-impregnated tube into the service lateral may be performed either by Type A inversion in accordance with ASTM F1216 or by Type B pull-in in accordance with ASTM F 1743, and may be performed from either the mainline or the excavated end of the lateral.

- b) The cured-in-place liner shall extend the entire length of the lateral from the access point to the mainline. The liner shall be extended sufficiently to create a water tight seal at the main and the liner interface. Once the tube or resin composite is cured, the installation equipment shall be removed and the protruding end in the collector shall be cut using a robotic cutting device. A sewer cleanout in accordance with the Standard Drawing SDS-102 "Sewer Lateral Cleanout (In Driveway, Paved Alley, Sidewalk, or Other Area Subject to Traffic)" or SDS-103 "Sewer Lateral Cleanout Outside Traveled Way" shall be installed at the access point and properly backfilled.

A lateral rehabilitation including the installation of lateral cleanout and backfill process should be completed within 15 Working Days.

- c) The liner shall be extended sufficiently to create a water tight seal at the main and the liner interface.
- d) If there is a SLC in place, then the cured-in-place lateral liner shall have a minimum overlap of 2" over the previously installed SLC sewer main lateral connection.

500-1.6.2 Material.

- a) The tube shall consist of one or more layers of flexible needled felt, or an equivalent material. Where the tube is fabricated from non woven felt, the longitudinal and circumferential joints are made up by seal bonding. The tube shall be capable of conforming to bends, off-set joints, bells, and disfigured pipe sections. The resin and catalyst system as designed for the specific application shall meet the chemical resistance requirements of 210-2.3.3, "Chemical Resistance Test (Pickle Jar Test)."
- b) The composite of the materials above shall, upon installation inside the host pipe, shall exceed the minimum test standards specified in Table 500-1.4.2 (A).

500-1.6.3 Installation Procedures (ASTM F1216-98 and ASTM F1743).

- a) The Property Owner of the lateral being reconstructed shall be informed, and the flow stopped, for the period of reconstruction work.
- b) The Contractor shall excavate an access pit at the appropriate upstream point on the service lateral in accordance with the reconstruction length determined by the Engineer.
- c) The Contractor shall always clean and color video the lateral line immediately prior to reconstruction and determine the structural condition of the pipeline. Roots, debris, and protruding service connections shall be removed prior to reconstruction.
- d) The tube shall be inspected for torn or frayed sections. The tube in good condition shall then be vacuum impregnated with the thermoset resin.

- e) No open pans or uncontrolled open-air pouring of resin shall be allowed during tube saturation. Resin shall be contained within the inflation bladder during vacuum impregnation and insertion. The Contractor shall ensure that no public property is exposed to contamination by liquid resin compounds or components.
- f) The saturated tube along with the inflation bladder shall be inserted into the installation equipment and the end closed. The entire installation equipment shall be placed in the pipe access pit and aligned with the exposed end of the pipe.
- g) The resin and tube shall be completely protected during the placement. The resin shall not be contaminated or diluted by exposure to dirt, debris, or water during the placement.
- h) The tube shall be installed from the installation equipment by controlled air, water or steam pressure as in accordance with manufacturer instructions. The installation shall be stopped when the tube extends the entire length of the lateral section to be lined. The tube is held tightly in place against the wall of the host pipe by the pressure until the cure is complete.
- i) When the curing process is complete, the pressure is released and the inflation bladder reverted back into the installation equipment and removed from the pit.
- j) No barriers, coatings, or any material other than the cured tube or resin composite specifically designed for desirable physical and chemical resistance properties shall be left in the host pipe. Any materials used in the installation other than the cured tube or resin composite shall be removed.
- k) Any cured tube or resin composite pipe left protruding from the service connection shall be trimmed back using a hydraulic-powered robotic cutting device specifically designed for cutting cured-in-place pipe made from these materials.
- l) A second color video inspection shall be performed to verify the proper cure of the material, the proper trim of service connection, and the integrity of the seamless pipe.
- m) The bypass pumping system shall be removed and the sewer flows restored to normal flow conditions. The service lateral pipes shall be coupled together. The excavation shall be properly backfilled. The property owner of the service connection shall be informed when the Work is complete.

500-1.6.4 **Deviations.** If pre-installation inspection reveals conditions in the service lateral to be substantially different than those used in the design of wall thickness, tube construction, tube length, or resin system; then the Contractor shall correct the situation as approved by the Engineer.

500-1.6.5 **Acceptance.** Upon completion, the Contractor shall deliver the video records and written reports to the Engineer. The Engineer shall review the documentation and the Site to determine if the Work is complete and the work may be accepted.

500-1.6.6

Payment.

- a) Payment for the Work covered under 500-1.6, "Service Laterals Rehabilitation" shall be made per each lateral.
- b) The payment for the installation of a sewer cleanout at the access point and televising of the service laterals shall be included in the payment for lateral rehabilitation.
- c) Payment for in-situ point repairs shall be included in the bid price for in-situ point repairs and paid for in accordance with 500-1.1.9, "Measurement and Payment" and 500-1.2.7, "Payment."

500-1.7.10

Payment. To the City Supplement, DELETE in its entirety.

500-1.10.7

Payment. To the City Supplement, DELETE in its entirety.

500-1.13.10

Payment. To the City Supplement, DELETE in its entirety.

500-4

SERVICE LATERAL CONNECTION SEALING. DELETE in its entirety and SUBSTITUTE with the following:

500-4

SERVICE LATERAL CONNECTION (SLC) SEALING.

500-4.1

General.

- 1. SLC is the interface of the house sewer lateral with the main sewer. SLC to rehabilitated sanitary sewer lines shall be sealed, normally without excavation, by the installation of a resin-impregnated, flexible, felt tube or fiberglass tube installed into the existing service lateral. The tube shall form a "tee" section with a full lap inside the main pipe and shall extend continuously from the sewer main into the lateral for a minimum of 4". SLC may be a combination of "tees" or "wyes" of varying angle. The resin shall be cured to form the tube into a hard impermeable pipe-within-a-pipe. When cured, the SLC shall seal the connection of the lateral to the mainline in a continuous tight-fitting, watertight pipe-within-a-pipe to eliminate any visible leakage between the lateral and mainline and shall provide a leak-proof seal designed for a minimum 50-year life to prevent root intrusion, infiltration, and exfiltration between a liner and a host pipe.
- 2. Prior to cleaning and pre-rehab video inspection, the Contractor shall submit a detailed operational plan for the proposed cleaning of all roots inside the pipe and around the service connection for the Engineer's approval. After cleaning, the Contractor shall proceed with lining of the pipe and reinstating all live service connections. The service connection openings shall conform to the shape and the size of the inside diameter of the existing service connection. Contractor shall use a wire brush or other methods and equipment as recommended by other lining system providers, or other approved means and methods to provide a smooth opening for connecting the lateral to the newly lined pipeline.

3. The Contractor shall trim all protruding laterals which interfere with the lining installation, as flush with the pipe interior as practicable.

500-4.2 Reference Specification. This specification references ASTM test methods which are made a part hereof by such reference and shall be the latest edition and revision thereof and shall meet the chemical resistance requirements of section 210-2.3.3, "Chemical Resistance Test (Pickle Jar Test)."

500-4.3 General Corrosion Requirements.

- a) The finished SLC product shall be fabricated from materials which when cured shall be chemically resistant to withstand internal exposure to domestic sewage and shall meet the chemical resistance requirements of 210-2.3.3, "Chemical Resistance Test (Pickle Jar Test)" and Table 210-2.4.1 (A).
- b) The SLC product shall be compatible with the lining system materials utilized in the main sewer line.

500-4.4 SLC Materials.

- a) A flexible, felt tube shall be fabricated to neatly fit the internal circumference of the conduit specified by the City. Allowance shall be made for circumferential stretching during insertion.
- b) The SLC connection shall extend minimum 4" from the mainline into the lateral.
- c) The Contractor shall furnish a specially designed, unsaturated polyester or vinyl ester resin, and catalyst system compatible with the SLC process that provides cured physical strengths specified herein.

500-4.5 Physical Properties.

- a) The cured SLC shall conform to the minimum structural standards as listed in Table 500-1.4.2 (A).
- b) No cured-in-place pipe rehabilitation technology shall be allowed that requires bonding to the existing pipe for any part of its structural strength.
- c) Design methods are to be derived for various loading parameters and modes of failure. Equations shall be modified to include deformation in the shape of an oval as a design parameter. The design method shall be submitted to the Engineer for approval prior to the Pre-construction Meeting.

500-4.6 Installation Preparation.

- a) The Contractor shall remove internal debris out of the sewer line.
- b) Inspection of pipelines shall be performed by experienced personnel trained in locating breaks and obstacles by closed circuit television. The interior of the pipeline shall be carefully inspected to determine the location of any conditions

which may prevent proper installation of the SLC into the pipelines, and it shall be noted so that these conditions can be corrected. A color video and suitable log shall be kept for later reference by the City.

- c) The Contractor, when required, shall provide for the flow of sewage around the section or sections of mainline pipe where the service lateral designated for SLC is located. The bypass shall be made by plugging the line at an existing upstream manhole and pumping the flow into a downstream manhole or adjacent system. The pump and bypass lines shall be of adequate capacity and size to handle the flow without service interruption. The bypass systems shall be approved in advance by the City.
- d) The service lateral shall be inactive during the time of installation.
- e) The Contractor shall clear the line of obstructions that prevent the insertion of the SLC material. If inspection reveals an obstruction that cannot be removed by conventional sewer cleaning equipment, the Contractor shall make an external point repair excavation to uncover and remove the obstruction. The Contractor shall inform the Engineer prior to the commencement of the Work.
- f) The mainline pipe opening shall be prepared to accept the SLC and the mainline rehabilitated pipe shall be maximized to obtain the best possible connection.
- g) The transition from the mainline pipe to the service lateral shall be smooth and continuous to provide adequate support for the SLC during installation and cure.

500-4.7

SLC Installation.

- a) The resin impregnated tube shall be loaded inside a pressure apparatus. The pressure apparatus, attached to a robotic device, shall be positioned in the mainline pipe at the service connection. The robotic device, together with a television camera, shall be used to align the SLC repair with the service connection opening. Air pressure, supplied to the pressure apparatus through an air hose, shall be used to invert the resin impregnated SLC into the lateral pipe. The inversion pressure shall be adjusted to fully invert the SLC into the lateral pipe and hold the tube tight to the pipe wall. Care shall be taken during the curing process not to over-stress the tube.
- b) The pressure apparatus shall include a bladder which shall inflate in the mainline pipe, effectively seating the SLC repair against the service connection.
- c) After inversion or pull in is completed, recommended pressure is maintained on the impregnated tube for the duration of the curing process. Curing method shall be compatible with the resin selected. An ultraviolet (UV) light cured, heat cured or ambient cured resin system is typically used.
- d) The initial cure shall be deemed to be completed when the SLC has been exposed to the UV light, heat source or held in place for the time period specified by the manufacturer.

- e) The Contractor shall cool the hardened SLC before relieving the pressure in the pressure apparatus. Cool-down may be accomplished by the introduction of cool air into the pressure apparatus. Care shall be taken to maintain proper pressure throughout the cure and cool-down period.
- f) The finished SLC shall be free of dry spots, lifts and delamination. The lateral SLC shall not inhibit the closed circuit television post video inspection of the mainline or service lateral pipes. Frayed ends of the SLC repair shall be removed prior to acceptance.
- g) During the warranty period, any defects which shall affect the integrity of strength of the SLC shall be repaired at the Contractor's expense in a manner mutually agreed upon by the manufacturer, City, and the Contractor.
- h) After the Work is completed, the Contractor shall provide the City with a video disc showing the completed work including the restored conditions.

500-4.8 Clean-Up. Upon acceptance of the installation work, the Contractor shall reinstate the Site affected by its operations.

500-4.9 Payment: Payment for SLC sealing systems shall be made at the Contract Unit Price or lump sum price in the Bid for each SLC. The Contract Unit Price or lump sum price in the Bid shall include the installation of the SLC sealing system, surface preparation and repairs, preparation and tape submittal of all pre- and post-construction CCTV inspection, bypassing if required, and testing, unless otherwise specified in the Special Provisions.

SECTION 705 – WATER DISCHARGES

705-2.6.1 General. Paragraph (3), CORRECT reference to Section 803 to read “Section 703.”

705-2.6.3 Community Health and Safety Plan. To the City Supplement, DELETE in its entirety and SUBSTITUTE with the following:

705-2.6.3 Community Health and Safety Plan. See 703-2, “Community Health and Safety Plan.”

SECTION 707 – RESOURCE DISCOVERIES

ADD:

707-1.1 Environmental Document. The City of San Diego Environmental Analysis Section (EAS) of the Development Services Department has prepared an Addendum to Mitigated Negative Declaration (MND) for Sewer Group Job 743, as referenced in the Bridging Documents. You must comply with all requirements of the Addendum to MND.

Compliance with the City's environmental document is included in the Lump Sum Bid.

END OF SUPPLEMENTARY SPECIAL PROVISIONS (SSP)

SUPPLEMENTARY SPECIAL PROVISIONS

APPENDICES

APPENDIX A

Fire Hydrant Meter Program

| | | |
|---|--------------------------------|---|
| CITY OF SAN DIEGO CALIFORNIA DEPARTMENT INSTRUCTIONS | NUMBER DI 55.27 | DEPARTMENT Water Department |
| SUBJECT FIRE HYDRANT METER PROGRAM (FORMERLY: CONSTRUCTION METER PROGRAM) | PAGE 1 OF 10 | EFFECTIVE DATE October 15, 2002 |
| | SUPERSEDES DI 55.27 | DATED April 21, 2000 |

1. **PURPOSE**

1.1 To establish a Departmental policy and procedure for issuance, proper usage and charges for fire hydrant meters.

2. **AUTHORITY**

2.1 All authorities and references shall be current versions and revisions.

2.2 San Diego Municipal Code (NC) Chapter VI, Article 7, Sections 67.14 and 67.15

2.3 Code of Federal Regulations, Safe Drinking Water Act of 1986

2.4 California Code of Regulations, Titles 17 and 22

2.5 California State Penal Code, Section 498B.0

2.6 State of California Water Code, Section 110, 500-6, and 520-23

2.7 Water Department Director

Reference

2.8 State of California Guidance Manual for Cross Connection Programs

2.9 American Water Works Association Manual M-14, Recommended Practice for Backflow Prevention

2.10 American Water Works Association Standards for Water Meters

2.11 U.S.C. Foundation for Cross Connection Control and Hydraulic Research Manual

3. **DEFINITIONS**

3.1 **Fire Hydrant Meter:** A portable water meter which is connected to a fire hydrant for the purpose of temporary use. (These meters are sometimes referred to as Construction Meters.)

| | | |
|---|--------------------------------|---|
| CITY OF SAN DIEGO CALIFORNIA DEPARTMENT INSTRUCTIONS | NUMBER DI 55.27 | DEPARTMENT Water Department |
| SUBJECT FIRE HYDRANT METER PROGRAM (FORMERLY: CONSTRUCTION METER PROGRAM) | PAGE 2 OF 10 | EFFECTIVE DATE October 15, 2002 |
| | SUPERSEDES DI 55.27 | DATED April 21, 2000 |

- 3.2 **Temporary Water Use:** Water provided to the customer for no longer than twelve (12) months.
- 3.3 **Backflow Preventor:** A Reduced Pressure Principal Assembly connected to the outlet side of a Fire Hydrant Meter.

4. **POLICY**

- 4.1 The Water Department shall collect a deposit from every customer requiring a fire hydrant meter and appurtenances prior to providing the meter and appurtenances (see Section 7.1 regarding the Fees and Deposit Schedule). The deposit is refundable upon the termination of use and return of equipment and appurtenances in good working condition.
- 4.2 Fire hydrant meters will have a 2 ½" swivel connection between the meter and fire hydrant. The meter shall not be connected to the 4" port on the hydrant. All Fire Hydrant Meters issued shall have a Reduced Pressure Principle Assembly (RP) as part of the installation. Spanner wrenches are the only tool allowed to turn on water at the fire hydrant.
- 4.3 The use of private hydrant meters on City hydrants is prohibited, with exceptions as noted below. All private fire hydrant meters are to be phased out of the City of San Diego. All customers who wish to continue to use their own fire hydrant meters must adhere to the following conditions:
- a. Meters shall meet all City specifications and American Water Works Association (AWWA) standards.
 - b. Customers currently using private fire hydrant meters in the City of San Diego water system will be allowed to continue using the meter under the following conditions:
 1. The customer must submit a current certificate of accuracy and calibration results for private meters and private backflows annually to the City of San Diego, Water Department, Meter Shop.

| | | |
|---|--------------------------------|---|
| CITY OF SAN DIEGO CALIFORNIA DEPARTMENT INSTRUCTIONS | NUMBER DI 55.27 | DEPARTMENT Water Department |
| SUBJECT FIRE HYDRANT METER PROGRAM (FORMERLY: CONSTRUCTION METER PROGRAM) | PAGE 3 OF 10 | EFFECTIVE DATE October 15, 2002 |
| | SUPERSEDES DI 55.27 | DATED April 21, 2000 |

2. The meter must be properly identifiable with a clearly labeled serial number on the body of the fire hydrant meter. The serial number shall be plainly stamped on the register lid and the main casing. Serial numbers shall be visible from the top of the meter casing and the numbers shall be stamped on the top of the inlet casing flange.
3. All meters shall be locked to the fire hydrant by the Water Department, Meter Section (see Section 4.7).
4. All meters shall be read by the Water Department, Meter Section (see Section 4.7).
5. All meters shall be relocated by the Water Department, Meter Section (see Section 4.7).
6. These meters shall be tested on the anniversary of the original test date and proof of testing will be submitted to the Water Department, Meter Shop, on a yearly basis. If not tested, the meter will not be allowed for use in the City of San Diego.
7. All private fire hydrant meters shall have backflow devices attached when installed.
8. The customer must maintain and repair their own private meters and private backflows.
9. The customer must provide current test and calibration results to the Water Department, Meter Shop after any repairs.
10. When private meters are damaged beyond repair, these private meters will be replaced by City owned fire hydrant meters.

| | | |
|---|--------------------------------|---|
| CITY OF SAN DIEGO CALIFORNIA DEPARTMENT INSTRUCTIONS | NUMBER DI 55.27 | DEPARTMENT Water Department |
| SUBJECT FIRE HYDRANT METER PROGRAM (FORMERLY: CONSTRUCTION METER PROGRAM) | PAGE 4 OF 10 | EFFECTIVE DATE October 15, 2002 |
| | SUPERSEDES DI 55.27 | DATED April 21, 2000 |

11. When a private meter malfunctions, the customer will be notified and the meter will be removed by the City and returned to the customer for repairs. Testing and calibration results shall be given to the City prior to any re-installation.
 12. The register shall be hermetically sealed straight reading and shall be readable from the inlet side. Registration shall be in hundred cubic feet.
 13. The outlet shall have a 2 ½ "National Standards Tested (NST) fire hydrant male coupling.
 14. Private fire hydrant meters shall not be transferable from one contracting company to another (i.e. if a company goes out of business or is bought out by another company).
- 4.4 All fire hydrant meters and appurtenances shall be installed, relocated and removed by the City of San Diego, Water Department. All City owned fire hydrant meters and appurtenances shall be maintained by the City of San Diego, Water Department, Meter Services.
- 4.5 If any fire hydrant meter is used in violation of this Department Instruction, the violation will be reported to the Code Compliance Section for investigation and appropriate action. Any customer using a fire hydrant meter in violation of the requirements set forth above is subject to fines or penalties pursuant to the Municipal Code, Section 67.15 and Section 67.37.

4.6 Conditions and Processes for Issuance of a Fire Hydrant Meter

Process for Issuance

- a. Fire hydrant meters shall only be used for the following purposes:
 1. Temporary irrigation purposes not to exceed one year.

| | | |
|---|--------------------------------|---|
| CITY OF SAN DIEGO CALIFORNIA DEPARTMENT INSTRUCTIONS | NUMBER DI 55.27 | DEPARTMENT Water Department |
| SUBJECT FIRE HYDRANT METER PROGRAM (FORMERLY: CONSTRUCTION METER PROGRAM) | PAGE 5 OF 10 | EFFECTIVE DATE October 15, 2002 |
| | SUPERSEDES DI 55.27 | DATED April 21, 2000 |

2. Construction and maintenance related activities (see Tab 2).
 - b. No customer inside or outside the boundaries of the City of San Diego Water Department shall resell any portion of the water delivered through a fire hydrant by the City of San Diego Water Department.
 - c. The City of San Diego allows for the issuance of a temporary fire hydrant meter for a period not to exceed 12 months (365 days). An extension can only be granted in writing from the Water Department Director for up to 90 additional days. A written request for an extension by the consumer must be submitted at least 30 days prior to the 12 month period ending. No extension shall be granted to any customer with a delinquent account with the Water Department. No further extensions shall be granted.
 - d. Any customer requesting the issuance of a fire hydrant meter shall file an application with the Meter Section. The customer must complete a "Fire Hydrant Meter Application" (Tab 1) which includes the name of the company, the party responsible for payment, Social Security number and/or California ID, requested location of the meter (a detailed map signifying an exact location), local contact person, local phone number, a contractor's license (or a business license), description of specific water use, duration of use at the site and full name and address of the person responsible for payment.
 - e. At the time of the application the customer will pay their fees according to the schedule set forth in the Rate Book of Fees and Charges, located in the City Clerk's Office. All fees must be paid by check, money order or cashiers check, made payable to the City Treasurer. Cash will not be accepted.
 - f. No fire hydrant meters shall be furnished or relocated for any customer with a delinquent account with the Water Department.
 - g. After the fees have been paid and an account has been created, the

| | | |
|---|--------------------------------|---|
| CITY OF SAN DIEGO CALIFORNIA DEPARTMENT INSTRUCTIONS | NUMBER DI 55.27 | DEPARTMENT Water Department |
| SUBJECT FIRE HYDRANT METER PROGRAM (FORMERLY: CONSTRUCTION METER PROGRAM) | PAGE 6 OF 10 | EFFECTIVE DATE October 15, 2002 |
| | SUPERSEDES DI 55.27 | DATED April 21, 2000 |

meter shall be installed within 48 hours (by the second business day). For an additional fee, at overtime rates, meters can be installed within 24 hours (within one business day).

4.7 Relocation of Existing Fire Hydrant Meters

- a. The customer shall call the Fire Hydrant Meter Hotline (herein referred to as "Hotline"), a minimum of 24 hours in advance, to request the relocation of a meter. A fee will be charged to the existing account, which must be current before a work order is generated for the meter's relocation.
- b. The customer will supply in writing the address where the meter is to be relocated (map page, cross street, etc). The customer must update the original Fire Hydrant Meter Application with any changes as it applies to the new location.
- c. Fire hydrant meters shall be read on a monthly basis. While fire hydrant meters and backflow devices are in service, commodity, base fee and damage charges, if applicable, will be billed to the customer on a monthly basis. If the account becomes delinquent, the meter will be removed.

4.8 Disconnection of Fire Hydrant Meter

- a. After ten (10) months a "Notice of Discontinuation of Service" (Tab 3) will be issued to the site and the address of record to notify the customer of the date of discontinuance of service. An extension can only be granted in writing from the Water Department Director for up to 90 additional days (as stated in Section 4.6C) and a copy of the extension shall be forwarded to the Meter Shop Supervisor. If an extension has not been approved, the meter will be removed after twelve (12) months of use.
- b. Upon completion of the project the customer will notify the Meter Services office via the Hotline to request the removal of the fire hydrant meter and appurtenances. A work order will be generated

| | | |
|---|--------------------------------|---|
| CITY OF SAN DIEGO CALIFORNIA DEPARTMENT INSTRUCTIONS | NUMBER DI 55.27 | DEPARTMENT Water Department |
| SUBJECT FIRE HYDRANT METER PROGRAM (FORMERLY: CONSTRUCTION METER PROGRAM) | PAGE 7 OF 10 | EFFECTIVE DATE October 15, 2002 |
| | SUPERSEDES DI 55.27 | DATED April 21, 2000 |

for removal of the meter.

- c. Meter Section staff will remove the meter and backflow prevention assembly and return it to the Meter Shop. Once returned to the Meter Shop the meter and backflow will be tested for accuracy and functionality.
- d. Meter Section Staff will contact and notify Customer Services of the final read and any charges resulting from damages to the meter and backflow or its appurtenance. These charges will be added on the customer's final bill and will be sent to the address of record. Any customer who has an outstanding balance will not receive additional meters.
- e. Outstanding balances due may be deducted from deposits and any balances refunded to the customer. Any outstanding balances will be turned over to the City Treasurer for collection. Outstanding balances may also be transferred to any other existing accounts.

5. EXCEPTIONS

- 5.1 Any request for exceptions to this policy shall be presented, in writing, to the Customer Support Deputy Director, or his/her designee for consideration.

6. MOBILE METER

- 6.1 Mobile meters will be allowed on a case by case basis. All mobile meters will be protected by an approved backflow assembly and the minimum requirement will be a Reduced Pressure Principal Assembly. The two types of Mobile Meters are vehicle mounted and floating meters. Each style of meters has separate guidelines that shall be followed for the customer to retain service and are described below:
 - a) **Vehicle Mounted Meters:** Customer applies for and receives a City owned Fire Hydrant Meter from the Meter Shop. The customer mounts the meter on the vehicle and brings it to the Meter Shop for

| | | |
|---|--------------------------------|---|
| CITY OF SAN DIEGO CALIFORNIA DEPARTMENT INSTRUCTIONS | NUMBER DI 55.27 | DEPARTMENT Water Department |
| SUBJECT FIRE HYDRANT METER PROGRAM (FORMERLY: CONSTRUCTION METER PROGRAM) | PAGE 8 OF 10 | EFFECTIVE DATE October 15, 2002 |
| | SUPERSEDES DI 55.27 | DATED April 21, 2000 |

inspection. After installation is approved by the Meter Shop the vehicle and meter shall be brought to the Meter Shop on a monthly basis for meter reading and on a quarterly basis for testing of the backflow assembly. Meters mounted at the owner's expense shall have the one year contract expiration waived and shall have meter or backflow changed if either fails.

b) **Floating Meters:** Floating Meters are meters that are not mounted to a vehicle. **(Note: All floating meters shall have an approved backflow assembly attached.)** The customer shall submit an application and a letter explaining the need for a floating meter to the Meter Shop. The Fire Hydrant Meter Administrator, after a thorough review of the needs of the customer, (i.e. number of jobsites per day, City contract work, lack of mounting area on work vehicle, etc.), may issue a floating meter. At the time of issue, it will be necessary for the customer to complete and sign the "Floating Fire Hydrant Meter Agreement" which states the following:

- 1) The meter will be brought to the Meter Shop at 2797 Caminito Chollas, San Diego on the third week of each month for the monthly read by Meter Shop personnel.
- 2) Every other month the meter will be read and the backflow will be tested. This date will be determined by the start date of the agreement.

If any of the conditions stated above are not met the Meter Shop has the right to cancel the contract for floating meter use and close the account associated with the meter. The Meter Shop will also exercise the right to refuse the issuance of another floating meter to the company in question.

Any Fire Hydrant Meter using reclaimed water shall not be allowed use again with any potable water supply. The customer shall incur the cost of replacing the meter and backflow device in this instance.

| | | |
|---|--------------------------------|---|
| CITY OF SAN DIEGO CALIFORNIA DEPARTMENT INSTRUCTIONS | NUMBER DI 55.27 | DEPARTMENT Water Department |
| SUBJECT FIRE HYDRANT METER PROGRAM (FORMERLY: CONSTRUCTION METER PROGRAM) | PAGE 9 OF 10 | EFFECTIVE DATE October 15, 2002 |
| | SUPERSEDES DI 55.27 | DATED April 21, 2000 |

7. **FEE AND DEPOSIT SCHEDULES**

7.1 **Fees and Deposit Schedules:** The fees and deposits, as listed in the Rate Book of Fees and Charges, on file with the Office of the City Clerk, are based on actual reimbursement of costs of services performed, equipment and materials. These deposits and fees will be amended, as needed, based on actual costs. Deposits, will be refunded at the end of the use of the fire hydrant meter, upon return of equipment in good working condition and all outstanding balances on account are paid. Deposits can also be used to cover outstanding balances.

All fees for equipment, installation, testing, relocation and other costs related to this program are subject to change without prior notification. The Mayor and Council will be notified of any future changes.

8. **UNAUTHORIZED USE OF WATER FROM A HYDRANT**

8.1 Use of water from any fire hydrant without a properly issued and installed fire hydrant meter is theft of City property. Customers who use water for unauthorized purposes or without a City of San Diego issued meter will be prosecuted.

8.2 If any unauthorized connection, disconnection or relocation of a fire hydrant meter, or other connection device is made by anyone other than authorized Water Department personnel, the person making the connection will be prosecuted for a violation of San Diego Municipal Code, Section 67.15. In the case of a second offense, the customer's fire hydrant meter shall be confiscated and/or the deposit will be forfeited.

8.3 Unauthorized water use shall be billed to the responsible party. Water use charges shall be based on meter readings, or estimates when meter readings are not available.

8.4 In case of unauthorized water use, the customer shall be billed for all applicable charges as if proper authorization for the water use had been obtained, including but not limited to bi-monthly service charges, installation charges and removal charges.

| | | |
|---|--------------------------------|---|
| CITY OF SAN DIEGO CALIFORNIA DEPARTMENT INSTRUCTIONS | NUMBER DI 55.27 | DEPARTMENT Water Department |
| SUBJECT FIRE HYDRANT METER PROGRAM (FORMERLY: CONSTRUCTION METER PROGRAM) | PAGE 10 OF 10 | EFFECTIVE DATE October 15, 2002 |
| | SUPERSEDES DI 55.27 | DATED April 21, 2000 |

- 8.5 If damage occurs to Water Department property (i.e. fire hydrant meter, backflow, various appurtenances), the cost of repairs or replacements will be charged to the customer of record (applicant).

**Larry Gardner
Water Department Director**

- Tabs: 1. Fire Hydrant Meter Application
 2. Construction & Maintenance Related Activities With No Return To Sewer
 3. Notice of Discontinuation of Service

APPENDIX

Administering Division: Customer Support Division

Subject Index: Construction Meters
 Fire Hydrant
 Fire Hydrant Meter Program
 Meters, Floating or Vehicle Mounted
 Mobile Meter
 Program, Fire Hydrant Meter

Distribution: DI Manual Holders



Application for Fire Hydrant Meter (EXHIBIT A)

(For Office Use Only)

| | |
|--------|------|
| NS REQ | FAC# |
| DATE | BY |

METER SHOP (619) 527-7449

Meter Information

| | |
|------------------|-------------------------|
| Application Date | Requested Install Date: |
|------------------|-------------------------|

| | | |
|---|--------------------------|------------------------------|
| Fire Hydrant Location: (Attach Detailed Map//Thomas Bros. Map Location or Construction drawing.) <u>Zip:</u> | <u>I.B.</u> | <u>G.B. (CITY USE)</u> |
| Specific Use of Water: | | |
| Any Return to Sewer or Storm Drain, If so, explain: | | |
| Estimated Duration of Meter Use: <input type="text"/> | <input type="checkbox"/> | Check Box If Reclaimed Water |

Company Information

| | | | |
|---|--------|-----------------------|------------|
| Company Name: | | | |
| Mailing Address: | | | |
| City: | State: | Zip: | Phone: () |
| * Business license# | | * Contractor license# | |
| A Copy of the Contractor's license OR Business License is required at the time of meter issuance. | | | |
| Name and Title of Billing Agent: <small>(PERSON IN ACCOUNTS PAYABLE)</small> | | | Phone: () |
| Site Contact Name and Title: | | | Phone: () |
| Responsible Party Name: | | | Title: |
| Cal ID# | | | Phone: () |
| Signature: | | Date: | |
| Guarantees Payment of all Charges Resulting from the use of this Meter. Insures that employees of this Organization understand the proper use of Fire Hydrant Meter | | | |

| | |
|---|-------------------------|
| Fire Hydrant Meter Removal Request | Requested Removal Date: |
| Provide Current Meter Location if Different from Above: | |
| Signature: | Title: Date: |
| Phone: () | Pager: () |

| City Meter | Private Meter |
|---|---|
| Contract Acct #: | Deposit Amount: \$ 936.00 Fees Amount: \$ 62.00 |
| Meter Serial # | Meter Size: 05 Meter Make and Style: 6-7 |
| Backflow # | Backflow Size: Backflow Make and Style: |
| Name: MACC Request for Proposal (Rev. Nov. 2013) Appendix A - Fire Hydrant Meter Program | Signature: Date: 98 Page |

WATER USES WITHOUT ANTICIPATED CHARGES FOR RETURN TO SEWER

Auto Detailing
Backfilling
Combination Cleaners (Vactors)
Compaction
Concrete Cutters
Construction Trailers
Cross Connection Testing
Dust Control
Flushing Water Mains
Hydro Blasting
Hydro Seeing
Irrigation (for establishing irrigation only; not continuing irrigation)
Mixing Concrete
Mobile Car Washing
Special Events
Street Sweeping
Water Tanks
Water Trucks
Window Washing

Note:

1. If there is any return to sewer or storm drain, then sewer and/or storm drain fees will be charges.

Date

Name of Responsible Party
Company Name and Address
Account Number: _____

Subject: Discontinuation of Fire Hydrant Meter Service

Dear Water Department Customer:

The authorization for use of Fire Hydrant Meter # _____, located at *(Meter Location Address)* ends in 60 days and will be removed on or after *(Date Authorization Expires)*. Extension requests for an additional 90 days must be submitted in writing for consideration 30 days prior to the discontinuation date. If you require an extension, please contact the Water Department, or mail your request for an extension to:

City of San Diego
Water Department
Attention: Meter Services
2797 Caminito Chollas
San Diego, CA 92105-5097

Should you have any questions regarding this matter, please call the Fire Hydrant Hotline at (619) _____ - _____.

Sincerely,

Water Department

APPENDIX B

Materials Typically Accepted by Certificate of Compliance

Materials Typically Accepted by Certificate of Compliance

1. Soil amendment
2. Fiber mulch
3. PVC or PE pipe up to 16 inch diameter
4. Stabilizing emulsion
5. Lime
6. Preformed elastomeric joint seal
7. Plain and fabric reinforced elastomeric bearing pads
8. Steel reinforced elastomeric bearing pads
9. Waterstops (Special Condition)
10. Epoxy coated bar reinforcement
11. Plain and reinforcing steel
12. Structural steel
13. Structural timber and lumber
14. Treated timber and lumber
15. Lumber and timber
16. Aluminum pipe and aluminum pipe arch
17. Corrugated steel pipe and corrugated steel pipe arch
18. Structural metal plate pipe arches and pipe arches
19. Perforated steel pipe
20. Aluminum underdrain pipe
21. Aluminum or steel entrance tapers, pipe downdrains, reducers, coupling bands and slip joints
22. Metal target plates
23. Paint (traffic striping)
24. Conductors
25. Painting of electrical equipment
26. Electrical components
27. Engineering fabric
28. Portland Cement
29. PCC admixtures
30. Minor concrete, asphalt
31. Asphalt (oil)
32. Liquid asphalt emulsion
33. Epoxy

APPENDIX C

Sample City Invoice

| | | | | | | | | |
|---|--------------|---------------|-----------------------|--------|---------------|-----------------|----------------|--------|
| ero Drive, SD CA 92123 | | | Contractor's Name: | | | | | |
| | | | Contractor's Address: | | | | | |
| | | | Contractor's Phone #: | | | Invoice No. | | |
| | | | Contractor's Fax #: | | | Invoice Date: | | |
| #: | | | Contact Name: | | | Billing Period: | | |
| Contract Authorization | | | Previous Estimate | | This Estimate | | Totals to Date | |
| Qty | Price | Extension | %/QTY | Amount | %/ QTY | Amount | % / QTY | Amount |
| 1,380 | \$34.00 | \$46,920.00 | | | | | | |
| 500 | \$1,000.00 | \$500,000.00 | | | | | | |
| 1,120 | \$53.00 | \$59,360.00 | | | | | | |
| 1 | \$150,000.00 | \$150,000.00 | | | | | | |
| 1 | \$14,000.00 | \$14,000.00 | | | | | | |
| 1 | \$5,600.00 | \$5,600.00 | | | | | | |
| 1 | \$3,700.00 | \$3,700.00 | | | | | | |
| 10 | \$292.00 | \$2,920.00 | | | | | | |
| 2 | \$9,800.00 | \$19,600.00 | | | | | | |
| 1 | \$16,000.00 | \$16,000.00 | | | | | | |
| 1 | 80,000 | \$80,000.00 | | | | | | |
| 5,500 | \$1.00 | \$5,500.00 | | | | | | |
| 7,500 | \$1.00 | \$7,500.00 | | | | | | |
| 10,000 | \$1.00 | \$10,000.00 | | | | | | |
| 6,500 | \$1.00 | \$6,500.00 | | | | | | |
| 1 | \$1,400.00 | \$1,400.00 | | | | | | |
| 90 | | \$11,250.00 | | | | | | |
| 120 | -\$53.00 | (\$6,360.00) | | | | | | |
| 80 | | \$95,000.00 | | | | | | |
| 380 | -\$340.00 | (\$12,920.00) | | | | | | |
| 8 | \$9,800.00 | \$78,400.00 | | | | | | |
| 00 | | | | | | | | |
| 53 | -500.00 | (\$26,500.00) | | | | | | |
| -1 | 45,000.00 | (\$45,000.00) | | | | | | |
| 1 | -50,500.00 | (\$50,500.00) | | | | | | |
| | | | | | Total This | \$ - | Total Billed | \$0.00 |
| Retention and/or Escrow Payment Schedule | | | | | | | | |
| Total Retention Required as of this billing | | | | | | | | |
| Previous Retention Withheld in PO or in Escrow | | | | | | | | |
| Add'l Amt to Withhold in PO/Transfer in Escrow: | | | | | | | | |
| Amt to Release to Contractor from PO/Escrow: | | | | | | | | |
| Contractor Signature and Date: | | | | | | | | |

ATTACHMENT E
PROPOSAL FORMS

8/21/14 en
valid

ORION/BALBOA, J.V.

City of San Diego

CITY CONTACT

Contract Specialist: Clementina Giordano
Email: Cgiordano@sandiego.gov
Phone No.: 619-533-3481, Fax No.: 619-533-3633
DTittle/BDoringo/egz

REQUEST FOR PROPOSAL (RFP)



FOR

SEWER GROUP JOB 743

| | |
|----------------------|---------------------|
| TASK ORDER: | SEWER GROUP JOB 743 |
| TASK ORDER NO.: | 06 |
| RFQ NO.: | 12MCL100 |
| PROPOSAL NO.: | K-15-6181-MAC-3 |
| SAP NO. (WBS/IO/CC): | B-00353 |
| CLIENT DEPARTMENT: | 2011 |
| COUNCIL DISTRICT: | 1, 2, 3, 4, 9 |
| PROJECT TYPE: | JA |

THIS TASK IS SUBJECT TO THE FOLLOWING:

- PHASED-FUNDING
- PREVAILING WAGE RATES: STATE FEDERAL
- SMALL AND LOCAL BUSINESS ENTERPRISE (SLBE) PROGRAM
- MANDATORY USE OF APPRENTICES

THIS DOCUMENT SHALL BE SUBMITTED IN ITS ENTIRETY

PROPOSALS DUE

**12:00 NOON
AUGUST 05, 2014**

Proposal Documents

The following forms must be completed in their entirety and submitted with the Proposal. Include the form(s) even if the information does not apply. Where the information does not apply write in N/A. Failure to include any of the forms may cause the Proposal to be deemed **non-responsive**. If you are uncertain or have any questions about any required information, contact the City no later than 14 Days prior to the due date of the Proposal.

| | |
|---|-----|
| 1. Proposal | 108 |
| 2. Non-Collusion Affidavit to be executed by Proposer and Submitted with Proposal under 23 USC 112 and PCC 7106 | 111 |
| 3. Contractors Certification of Pending Actions | 112 |
| 4. Equal Benefits Ordinance Certification of Compliance..... | 113 |
| 5. Design-Build Proposal | 114 |
| 6. Price Proposal Forms (Design-Build) | 115 |
| 7. Form AA05 – Design-Build List of Subcontractors | 117 |
| 8. Form AA15 - Design-Build List of Subcontractors..... | 118 |
| 9. Form AA25 - Design-Build Named Equipment/Material Supplier List | 119 |
| 10. Form AA30 - Design-Build Named Equipment/Material Supplier List..... | 120 |

PROPOSAL DOCUMENTS

PROPOSAL

Design-Builder's General Information

To the City of San Diego:

Pursuant to the "Request for Proposal", specifications, and requirements on file with the City Clerk, and subject to all provisions of the Charter and Ordinances of the City of San Diego and applicable laws and regulations of the United States and the State of California, the undersigned hereby proposes to furnish to the City of San Diego, complete at the prices stated herein, the items or services hereinafter mentioned. The undersigned further warrants that this proposal is not made in the interest of, or on behalf of, any undisclosed person, partnership, company, association, organization, or corporation; that the proposal is genuine and not collusive or sham; that the proposer has not directly or indirectly induced or solicited any other proposer to put in a false or sham proposal, and has not directly or indirectly colluded, conspired, connived, or agreed with any proposer or anyone else to put in a sham proposal, or that anyone shall refrain from proposing; that the proposer has not in any manner, directly or indirectly, sought by agreement, communication, or conference with anyone to fix the proposal price of the proposer or any other proposer, or to fix any overhead, profit, or cost element of the proposal price, or of that of any other proposer, or to secure any advantage against the public body awarding the contract of anyone interested in the proposed contract; that all statements contained in the proposal are true; and, further, that the proposer has not, directly or indirectly, submitted his or her proposal price or any breakdown thereof, or the contents thereof, or divulged information or data relative thereto, or paid, and will not pay, any fee to any corporation, partnership, company, association, organization, proposal depository, or to any member or agent thereof to effectuate a collusive or sham proposal. The undersigned proposer (s) further warrants that proposer(s) has thoroughly examined and understands the entire Contract Documents (plans and specifications) and the Proposal Documents therefore, and that by submitting said Proposal Documents as its proposal, proposer(s) acknowledges and is bound by the entire Contract Documents, including any addenda issued thereto, as such Contract Documents incorporated by reference in the Proposal Documents.

IF A SOLE OWNER OR SOLE CONTRACTOR SIGN HERE:

- (1) Name under which business is conducted _____
- (2) Signature (Given and surname) of proprietor _____
- (3) Place of Business (Street & Number) _____
- (4) City and State _____ Zip Code _____
- (5) Telephone No. _____ Facsimile No. _____
- (6) Email Address _____

IF A PARTNERSHIP, SIGN HERE:

- (1) Name under which business is conducted _____

PROPOSAL DOCUMENTS

(2) Name of each member of partnership, indicate character of each partner, general or special (limited):

(3) Signature (Note: Signature must be made by a general partner)

Full Name and Character of partner

(4) Place of Business (Street & Number) _____

(5) City and State _____ Zip Code _____


(6) Telephone No. _____ Facsimile No. _____

(7) Email Address _____

IF A CORPORATION, SIGN HERE:

(1) Name under which business is conducted Orion Construction Corp./ Balboa Construction Inc. J.V.

(2) Signature, with official title of officer authorized to sign for the corporation:



(Signature)

Richard Dowsing, Fia Dowsing

(Printed Name)

President/Orion, President/Balboa

(Title of Officer)

(Impress Corporate Seal Here)

(3) Incorporated under the laws of the State of California

(4) Place of Business (Street & Number) 2185 La Mirada Drive

(5) City and State Vista, CA Zip Code 92081

(6) Telephone No. (760) 597-9660 Facsimile No. (760) 597-9661

(7) Email Address Richard@orionconstruction.com Fia@balboacontruction.com

PROPOSAL DOCUMENTS

THE FOLLOWING SECTIONS MUST BE FILLED IN BY ALL PROPOSERS:

In accordance with the "Request for Proposal", the proposer holds a California State Contractor's license for the following classification(s) to perform the work described in these specifications:

LICENSE CLASSIFICATION A

LICENSE NO. 788132 EXPIRES 11/30/2014

This license classification must also be shown on the front of the proposal envelope. Failure to show license classification on the proposal envelope may cause return of the proposal unopened.

TAX IDENTIFICATION NUMBER (TIN): [REDACTED]

E-Mail Address: Rob@orionconstruction.com

THIS PROPOSAL MUST BE NOTARIZED BELOW:

I certify, under penalty of perjury, that the representations made herein regarding my State Contractor's license number, classification and expiration date are true and correct.

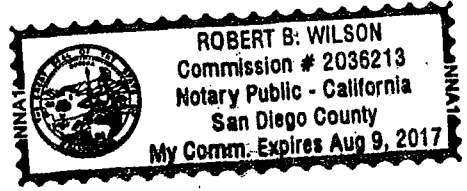
Signature [Signature] Title President/Orion

Signature [Signature] Title President/Balboa

SUBSCRIBED AND SWORN TO BEFORE ME, THIS 5th DAY OF August, 2014

Notary Public in and for the County of San Diego, State of California

[Signature]
(NOTARIAL SEAL)



PROPOSAL DOCUMENTS

NON-COLLUSION AFFIDAVIT TO BE EXECUTED BY PROPOSER AND SUBMITTED WITH PROPOSAL UNDER 23 UNITED STATES CODE 112 AND PUBLIC CONTRACT CODE 7106

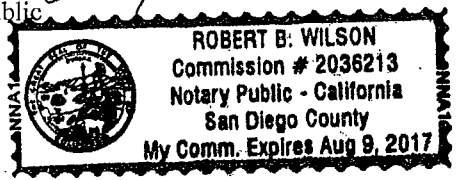
State of California)
County of San Diego) ss.

Richard Dowsing and Fia Dowsing, being first duly sworn, deposes and says that he or she is President/Orion President/Balboa of the party making the foregoing proposal that the proposal is not made in the interest of, or on behalf of, any undisclosed person, partnership, company, association, organization, or corporation; that the proposal is genuine and not collusive or sham; that the proposer has not directly or indirectly induced or solicited any other proposer to put in a false or sham proposal, and has not directly or indirectly colluded, conspired, connived, or agreed with any proposer or anyone else to put in a sham proposal, or that anyone shall refrain from proposing; that the proposer has not in any manner, directly or indirectly, sought by agreement, communication, or conference with anyone to fix the proposal price of the proposer or any other proposer, or to fix any overhead, profit, or cost element of the proposal price, or of that of any other proposer, or to secure any advantage against the public body awarding the contract of anyone interested in the proposed contract; that all statements contained in the proposal are true; and further, that the proposer has not, directly or indirectly, submitted his or her proposal price or any breakdown thereof, or the contents thereof, or divulged information or data relative thereto, or paid, and will not pay, any fee to any corporation, partnership, company association, organization, proposal depository, or to any member or agent thereof to effectuate a collusive or sham proposal.

Signed: [Signatures]
Title: President/Orion President/Balboa

Subscribed and sworn to before me this 5th day of August, 2014
[Signature]
Notary Public

(SEAL)



PROPOSAL DOCUMENTS

CONTRACTORS CERTIFICATION OF PENDING ACTIONS

As part of its bid or proposal (Non-Price Proposal in the case of Design-Build contracts), the Design-Builder shall provide to the City a list of all instances within the past 10 years where a complaint was filed or pending against the Design-Builder in a legal or administrative proceeding alleging that Design-Builder discriminated against its employees, subcontractors, vendors or suppliers, and a description of the status or resolution of that complaint, including any remedial action taken.

CHECK ONE BOX ONLY.

- The undersigned certifies that within the past 10 years the Design-Builder has NOT been the subject of a complaint or pending action in a legal administrative proceeding alleging that Design-Builder discriminated against its employees, subcontractors, vendors or suppliers.

- The undersigned certifies that within the past 10 years the Design-Builder has been the subject of a complaint or pending action in a legal administrative proceeding alleging that Design-Builder discriminated against its employees, subcontractors, vendors or suppliers. A description of the status or resolution of that complaint, including any remedial action taken and the applicable dates is as follows:

| DATE OF CLAIM | LOCATION | DESCRIPTION OF CLAIM | LITIGATION (Y/N) | STATUS | RESOLUTION/REMEDIAL ACTION TAKEN |
|---------------|----------|----------------------|------------------|--------|----------------------------------|
| | | | | | |
| | | | | | |
| | | | | | |
| | | | | | |
| | | | | | |
| | | | | | |
| | | | | | |
| | | | | | |

Contractor Name: Orion Construction Corp./ Balboa Construction Inc. J.V.

Certified By Richard Dowsing / Fia Dowsing Title Pres./Orion Pres./Balboa

Name

[Signature] Date 8/5/14

Signature

USE ADDITIONAL FORMS AS NECESSARY

PROPOSAL DOCUMENTS

**EQUAL BENEFITS ORDINANCE
CERTIFICATION OF COMPLIANCE**



For additional information, contact:

CITY OF SAN DIEGO

EQUAL BENEFITS PROGRAM
202 C Street, MS 9A, San Diego, CA 92101
Phone (619) 533-3948 Fax (619) 533-3220

| COMPANY INFORMATION | |
|---|--|
| Company Name: Orion Construction/ Balboa Construction J.V. | Contact Name: Rob Wilson |
| Company Address: 2185 La Mirada Drive | Contact Phone: (760) 597-9660 |
| Vista, CA 92081 | Contact Ema Rob@orionconstruction.com |

| CONTRACT INFORMATION | |
|--|-------------|
| Contract Title: Sewer Group Job 743 | Start Date: |
| Contract Number (if no number, state location): K-15-6181-MAC-3 | End Date: |

SUMMARY OF EQUAL BENEFITS ORDINANCE REQUIREMENTS

The Equal Benefits Ordinance [EBO] requires the City to enter into contracts only with contractors who certify they will provide and maintain equal benefits as defined in SDMC §22.4302 for the duration of the contract. To comply:

- Contractor shall offer equal benefits to employees with spouses and employees with domestic partners.
 - Benefits include health, dental, vision insurance; pension/401(k) plans; bereavement, family, parental leave; discounts, child care; travel/relocation expenses; employee assistance programs; credit union membership; or any other benefit.
 - Any benefit not offer an employee with a spouse, is not required to be offered to an employee with a domestic partner.
- Contractor shall post notice of firm's equal benefits policy in the workplace and notify employees at time of hire and during open enrollment periods.
- Contractor shall allow City access to records, when requested, to confirm compliance with EBO requirements.
- Contractor shall submit *EBO Certification of Compliance*, signed under penalty of perjury, prior to award of contract.

NOTE: This summary is provided for convenience. Full text of the EBO and Rules Implementing the EBO are available at www.sandiego.gov/administration.

CONTRACTOR EQUAL BENEFITS ORDINANCE CERTIFICATION

Please indicate your firm's compliance status with the EBO. The City may request supporting documentation.

- I affirm **compliance** with the EBO because my firm (*contractor must select one reason*):
- Provides equal benefits to spouses and domestic partners.
 - Provides no benefits to spouses or domestic partners.
 - Has no employees.
 - Has collective bargaining agreement(s) in place prior to January 1, 2011, that has not been renewed or expired.
- I request the City's approval to pay affected employees a cash equivalent in lieu of equal benefits and verify my firm made a reasonable effort but is not able to provide equal benefits upon contract award. I agree to notify employees of the availability of a cash equivalent for benefits available to spouses but not domestic partners and to continue to make every reasonable effort to extend all available benefits to domestic partners.

It is unlawful for any contractor to knowingly submit any false information to the City regarding equal benefits or cash equivalent associated with the execution, award, amendment, or administration of any contract. [San Diego Municipal Code §22.4307(a)]

Under penalty of perjury under laws of the State of California, I certify the above information is true and correct. I further certify that my firm understands the requirements of the Equal Benefits Ordinance and will provide and maintain equal benefits for the duration of the contract or pay a cash equivalent if authorized by the City.

Richard Dowsing/Pres. Fia Dowsing/Pres. *[Signature]* *8/5/14*
 Name/Title of Signatory Signature Date

FOR OFFICIAL CITY USE ONLY

| | | | |
|---------------|--------------|-----------------------------------|---|
| Receipt Date: | EBO Analyst: | <input type="checkbox"/> Approved | <input type="checkbox"/> Not Approved – Reason: |
|---------------|--------------|-----------------------------------|---|

(Rev 02/15/2011)

PROPOSAL DOCUMENTS

Design-Build Proposal

1. The undersigned, The Design-Builder proposes and agrees, if this Proposal is accepted, to enter into an agreement with the City in the form included in the Contract Documents to perform the Work as specified or indicated in said Contract Documents entitled **Task Order 06 for Sewer Group Job 743**.

2. The Design-Builder accepts all of the terms and conditions of the Contract Documents, including without limitation those in the RFP.



3. This Proposal will remain open for the period stated in the RFP unless otherwise required by law. The Design-Builder will enter into an agreement within the time and in the manner required in the RFP and will furnish the insurance certificates, Payment Bond, and Performance Bond required by the Contract Documents.

4. The Design-Builder has familiarized itself with the nature and extent of the Contract Documents, Work, site, locality where the Work is to be performed, the legal requirements (federal, state and local laws, ordinances, rules, and regulations), and the conditions affecting cost, progress or performance of the Work and has made such independent investigations as The Design-Builder deems necessary.

To all the foregoing, and including all Proposal schedule(s) and information required of the Design-Builder contained in this Proposal Form, said The Design-Builder further agrees to complete the Work and Services required under the Contract Documents within the Contract Time stipulated in said Contract Documents, and to accept in full payment therefore the Contract Price based on the Total Proposal Price(s) named in the aforementioned Proposal schedule(s).

Dated: 8/5/14

The Design-Builder: Orion Construction/Balboa Construction J.V.

By:  
(Signature)

Title: Richard Dowsing/Pres. Fia Dowsing/Pres.

PROPOSAL DOCUMENTS

PRICE PROPOSAL FORMS

The Design-Builder agrees to the design and construction of **Task Order 06 for Sewer Group Job 743**, for the City of San Diego, in accordance with these contract documents for the lump sum Design-Build Proposal prices listed below. The Design-Builder guarantees the lump sum Design-Build Proposal prices for a period of 120 Days (90 Days for federally funded contracts and contracts valued at \$500,000 or less) from the date Proposals are due until the award of the Task Order. The duration of the price guarantee shall be extended by the number of Days required for the City to obtain all items necessary to fulfill all conditions precedent e.g., bond and insurance.

| Item No. | NAICS CODE | Description | Quantity | Unit | Unit Price | Extension |
|----------|------------|---|----------|------|---------------------------------|------------------------|
| 1 | 541330 | Design Services | 1 | LS | | \$ <u>300,000.00</u> |
| 2 | 237110 | Construction Services | 1 | LS | | \$ <u>2,447,000.00</u> |
| 3 | | City Contingency – Type II (See Section 1-2, “TERMS AND DEFINITIONS” in The WHITEBOOK for Allowances) | 1 | AL | | \$400,000.00 |

Total Design-Build Proposal Amount (Item No. 1 through Item No. 3 inclusive): \$ 3,147,000.00

Total Design-Build Proposal Amount (Item No. 1 through Item No. 3 inclusive) written in words:
THREE MILLION, ONE HUNDRED FORTY SEVEN THOUSAND

The Design-Builder: Orion Construction Corp./Balboa Construction Inc. J.V. DOLLARS

Title: Richard Dowsing/President Fia Dowsing/President AND NO CENTS

Signature: *RD Dowsing*, *Fia Dowsing*

The names of all persons interested in the foregoing proposal as principals are as follows:

Richard Dowsing - President of Orion Construction

Fia Dowsing - President of Balboa Construction

PROPOSAL DOCUMENTS

IMPORTANT NOTICE: If Design-Builder or other interested person is a corporation, state secretary, treasurer, and manager thereof; if a co-partnership, state true name of firm, also names of all individual co-partners composing firm; if Design-Builder or other interested person is an individual, state first and last names in full.

NOTES:

- A. After the selection has been made, the City may award the task order for the Base Proposal alone.
- B. Prices and notations shall be in ink or typewritten. All corrections (which have been initiated by the Design-Builder using erasures, strike out, line out, or "white-out") shall be typed or written in with ink adjacent thereto, and shall be initialed in ink by the person signing the Proposal.
- C. Failure to initial all corrections made in the proposal documents may cause the Proposal to be rejected as **non-responsive** and ineligible for award.
- D. Blank spaces must be filled in. The Design-Builder's failure to submit a price may render the Proposal **non-responsive** and ineligible for award.
- E. Proposals shall not contain any recapitulation of the Work. Conditional Proposals may be rejected as being **non-responsive**. Alternative proposals will not be considered unless called for.
- F. Subcontractors' License Number must be filled in. Failure to provide the information specified may deem the bidder **non-responsive**.

THE FOLLOWING ADDENDA ARE ACKNOWLEDGED!

| | |
|-----|---------|
| # 1 | 7/11/14 |
| # 2 | 7/21/14 |
| # 3 | 7/25/14 |
| # 4 | 7/30/14 |

PROPOSAL FORMS

DESIGN-BUILD LIST OF SUBCONTRACTORS TO BE INCLUDED IN THE PRICE PROPOSAL ONLY

The **DOLLAR VALUE** of the total Bid to be performed by the Subcontractor shall be stated for all Subcontractors listed. Failure to comply with the listing of the Subcontractors as specified shall result in the Bid being rejected as non-responsive and ineligible for award. The Design-Builder shall list all SLBE, ELBE, DBE, DVBE, MBE, WBE, OBE, WoSB, SDB, HUBZone, and SDVOSB Subcontractors that Design-Builder are seeking recognition towards achieving any subcontracting participation percentages.

Subcontractors' License Number must be filled in. Failure to provide the information specified may deem the bidder **non-responsive**.

| NAME, ADDRESS AND TELEPHONE NUMBER OF SUBCONTRACTOR | CONSTRUCTOR OR DESIGNER | SUBCONTRACTOR LICENSE NUMBER | TYPE OF WORK | DOLLAR VALUE OF SUBCONTRACT (MUST BE FILLED OUT) | MBE, WBE, DBE, DVBE, OBE, ELBE, SLBE, SDB, WoSB, HUBZone, OR SDVOSB ² | WHERE CERTIFIED ² | CHECK IF JOINT VENTURE PARTNERSHIP |
|--|-------------------------|------------------------------|-------------------------------|--|--|------------------------------|------------------------------------|
| Name: <u>Harris + Associates</u> Address: <u>750 B Street, Suite 1800</u> City: <u>San Diego</u> State: <u>CA</u> Zip: <u>92101</u> Phone: <u>(619)234-1778</u> Email: | <u>Designer</u> | <u>N/A</u> | <u>Civil Design</u> | <u>\$230,000.00</u> | <u>OUBE</u> | <u>N/A</u> | |
| Name: <u>Darnell + Associates</u> Address: <u>2870 Fourth Ave., Suite A</u> City: <u>San Diego</u> State: <u>CA</u> Zip: <u>92103</u> Phone: <u>(619)233-9373</u> Email: | <u>Designer</u> | <u>N/A</u> | <u>Traffic Control Design</u> | <u>\$8,000.00</u> | <u>ELBE</u> | <u>City</u> | |

① As appropriate, Design-Builder shall identify Subcontractor as one of the following and shall include a valid proof of certification (except for OBE, SLBE and ELBE):

- | | | | |
|---|--------|--|---------|
| Certified Minority Business Enterprise | MBE | Certified Woman Business Enterprise | WBE |
| Certified Disadvantaged Business Enterprise | DBE | Certified Disabled Veteran Business Enterprise | DVBE |
| Other Business Enterprise | OBE | Certified Emerging Local Business Enterprise | ELBE |
| Certified Small Local Business Enterprise | SLBE | Small Disadvantaged Business | SDB |
| Woman-Owned Small Business | WoSB | HUBZone Business | HUBZone |
| Service-Disabled Veteran Owned Small Business | SDVOSB | | |

② As appropriate, Design-Builder shall indicate if Subcontractor is certified by:

- | | | | |
|--|--------|--|----------|
| City of San Diego | CITY | State of California Department of Transportation | CALTRANS |
| California Public Utilities Commission | CPUC | San Diego Regional Minority Supplier Diversity Council | SRMSDC |
| State of California's Department of General Services | CADoGS | City of Los Angeles | LA |
| State of California | CA | U.S. Small Business Administration | SBA |

The Design-Builder will not receive any subcontracting participation percentages if the Design Builder fails to submit the required proof of certification.

0.2823
CA

PROPOSAL FORMS

DESIGN-BUILD LIST OF SUBCONTRACTORS TO BE INCLUDED IN THE PRICE PROPOSAL ONLY

The **DOLLAR VALUE** of the total Bid to be performed by the Subcontractor shall be stated for all Subcontractors listed. Failure to comply with the listing of the Subcontractors as specified shall result in the Bid being rejected as non-responsive and ineligible for award. The Design-Builder shall list all SLBE, ELBE, DBE, DVBE, MBE, WBE, OBE, WoSB, SDB, HUBZone, and SDVOSB Subcontractors that Design-Builder are seeking recognition towards achieving any subcontracting participation percentages.

Subcontractors' License Number must be filled in. Failure to provide the information specified may deem the bidder **non-responsive**.

| NAME, ADDRESS AND TELEPHONE NUMBER OF SUBCONTRACTOR | CONSTRUCTOR OR DESIGNER | SUBCONTRACTOR LICENSE NUMBER | TYPE OF WORK | DOLLAR VALUE OF SUBCONTRACT (MUST BE FILLED OUT) | MBE, WBE, DBE, DVBE, OBE, ELBE, SLBE, SDB, WoSB, HUBZone, OR SDVOSB ² | WHERE CERTIFIED ² | CHECK IF JOINT VENTURE PARTNERSHIP |
|---|-------------------------|------------------------------|-----------------------|--|--|------------------------------|------------------------------------|
| Name: <u>G-Force</u> Address: <u>8788 Balboa Ave.</u> City: <u>San Diego</u> State: <u>CA</u> Zip: <u>92123</u> Phone: <u>(619) 583-6633</u> Email: _____ | Designer | N/A | Geo-technical Testing | \$2,000.00 | DVBE | CADoGS | |
| Name: <u>Southern CA Soil + Testing</u> Address: <u>6280 Riverdale Street</u> City: <u>San Diego</u> State: <u>CA</u> Zip: <u>92120</u> Phone: <u>(619) 280-4321</u> Email: _____ | Designer | N/A | Geo-technical Design | \$5,000.00 | SLBE | City | |

① As appropriate, Design-Builder shall identify Subcontractor as one of the following and shall include a valid proof of certification (except for OBE, SLBE and ELBE):

| | | | |
|---|--------|--|---------|
| Certified Minority Business Enterprise | MBE | Certified Woman Business Enterprise | WBE |
| Certified Disadvantaged Business Enterprise | DBE | Certified Disabled Veteran Business Enterprise | DVBE |
| Other Business Enterprise | OBE | Certified Emerging Local Business Enterprise | ELBE |
| Certified Small Local Business Enterprise | SLBE | Small Disadvantaged Business | SDB |
| Woman-Owned Small Business | WoSB | HUBZone Business | HUBZone |
| Service-Disabled Veteran Owned Small Business | SDVOSB | | |

② As appropriate, Design-Builder shall indicate if Subcontractor is certified by:

| | | | |
|--|--------|--|----------|
| City of San Diego | CITY | State of California Department of Transportation | CALTRANS |
| California Public Utilities Commission | CPUC | San Diego Regional Minority Supplier Diversity Council | SRMSDC |
| State of California's Department of General Services | CADoGS | City of Los Angeles | LA |
| State of California | CA | U.S. Small Business Administration | SBA |

The Design-Builder will not receive any subcontracting participation percentages if the Design Builder fails to submit the required proof of certification.

PROPOSAL FORMS

DESIGN-BUILD LIST OF SUBCONTRACTORS TO BE INCLUDED IN THE PRICE PROPOSAL ONLY

The **DOLLAR VALUE** of the total Bid to be performed by the Subcontractor shall be stated for all Subcontractors listed. Failure to comply with the listing of the Subcontractors as specified shall result in the Bid being rejected as non-responsive and ineligible for award. The Design-Builder shall list all SLBE, ELBE, DBE, DVBE, MBE, WBE, OBE, WoSB, SDB, HUBZone, and SDVO SB Subcontractors that Design-Builder are seeking recognition towards achieving any subcontracting participation percentages.

Subcontractors' License Number must be filled in. Failure to provide the information specified may deem the bidder **non-responsive**.

| NAME, ADDRESS AND TELEPHONE NUMBER OF SUBCONTRACTOR | CONSTRUCTOR OR DESIGNER | SUBCONTRACTOR LICENSE NUMBER | TYPE OF WORK | DOLLAR VALUE OF SUBCONTRACT (MUST BE FILLED OUT) | MBE, WBE, DBE, DVBE, OBE, ELBE, SLBE, SDB, WoSB, HUBZone, OR SDVO SB ² | WHERE CERTIFIED ¹ | CHECK IF JOINT VENTURE PARTNERSHIP |
|---|-------------------------|------------------------------|--------------------------|--|---|------------------------------|------------------------------------|
| Name: <u>Rancho Coastal Engineering</u> Address: <u>310 S. Twin Oaks Valley Rd</u> City: <u>San Marcos</u> State: <u>CA</u> Zip: <u>92078</u> Phone: <u>(760) 510-3152</u> Email: _____ | Designer | N/A | Design Survey | \$6,000.00 | ELBE | City | |
| Name: <u>Humanability</u> Address: <u>P.O. Box 1188</u> City: <u>Escondido</u> State: <u>CA</u> Zip: <u>92033</u> Phone: <u>(619) 796-4210</u> Email: _____ | Designer | N/A | Community Outreach Plans | \$10,000.00 | SLBE | City | |

① As appropriate, Design-Builder shall identify Subcontractor as one of the following and shall include a valid proof of certification (except for OBE, SLBE and ELBE):

| | | | |
|---|---------|--|---------|
| Certified Minority Business Enterprise | MBE | Certified Woman Business Enterprise | WBE |
| Certified Disadvantaged Business Enterprise | DBE | Certified Disabled Veteran Business Enterprise | DVBE |
| Other Business Enterprise | OBE | Certified Emerging Local Business Enterprise | ELBE |
| Certified Small Local Business Enterprise | SLBE | Small Disadvantaged Business | SDB |
| Woman-Owned Small Business | WoSB | HUBZone Business | HUBZone |
| Service-Disabled Veteran Owned Small Business | SDVO SB | | |

② As appropriate, Design-Builder shall indicate if Subcontractor is certified by:

| | | | |
|--|--------|--|----------|
| City of San Diego | CITY | State of California Department of Transportation | CALTRANS |
| California Public Utilities Commission | CPUC | San Diego Regional Minority Supplier Diversity Council | SRMSDC |
| State of California's Department of General Services | CADoGS | City of Los Angeles | LA |
| State of California | CA | U.S. Small Business Administration | SBA |

The Design-Builder will not receive any subcontracting participation percentages if the Design Builder fails to submit the required proof of certification.

PROPOSAL FORMS

DESIGN-BUILD LIST OF SUBCONTRACTORS TO BE INCLUDED IN THE PRICE PROPOSAL ONLY

The **DOLLAR VALUE** of the total Bid to be performed by the Subcontractor shall be stated for all Subcontractors listed. Failure to comply with the listing of the Subcontractors as specified shall result in the Bid being rejected as non-responsive and ineligible for award. The Design-Builder shall list all SLBE, ELBE, DBE, DVBE, MBE, WBE, OBE, WoSB, SDB, HUBZone, and SDVOSB Subcontractors that Design-Builder are seeking recognition towards achieving any subcontracting participation percentages.

Subcontractors' License Number must be filled in. Failure to provide the information specified may deem the bidder **non-responsive**.

| NAME, ADDRESS AND TELEPHONE NUMBER OF SUBCONTRACTOR | CONSTRUCTOR OR DESIGNER | SUBCONTRACTOR LICENSE NUMBER | TYPE OF WORK | DOLLAR VALUE OF SUBCONTRACT (MUST BE FILLED OUT) | MBE, WBE, DBE, DVBE, OBE, ELBE, SLBE, SDB, WoSB, HUBZone, OR SDVOSB ² | WHERE CERTIFIED | CHECK IF JOINT VENTURE PARTNERSHIP |
|---|-------------------------|------------------------------|------------------------------------|--|--|-----------------|------------------------------------|
| Name: <i>Brian F. Smith + Associates</i> Address: <i>14010 Poway Rd., Suite A</i> City: <i>Poway</i> State: <i>CA</i> Zip: <i>92074</i> Phone: <i>(858) 679-8218</i> Email: _____ | <i>Designer</i> | <i>N/A</i> | <i>Archeol Paleo Plans</i> | <i>\$5,875.00</i> | <i>SLBE</i> | <i>City</i> | |
| Name: _____ Address: _____ City: _____ State: _____ Zip: _____ Phone: _____ Email: _____ | | | | | | | |

① As appropriate, Design-Builder shall identify Subcontractor as one of the following and shall include a valid proof of certification (except for OBE, SLBE and ELBE):

| | | | |
|---|--------|--|---------|
| Certified Minority Business Enterprise | MBE | Certified Woman Business Enterprise | WBE |
| Certified Disadvantaged Business Enterprise | DBE | Certified Disabled Veteran Business Enterprise | DVBE |
| Other Business Enterprise | OBE | Certified Emerging Local Business Enterprise | ELBE |
| Certified Small Local Business Enterprise | SLBE | Small Disadvantaged Business | SDB |
| Woman-Owned Small Business | WoSB | HUBZone Business | HUBZone |
| Service-Disabled Veteran Owned Small Business | SDVOSB | | |

② As appropriate, Design-Builder shall indicate if Subcontractor is certified by:

| | | | |
|--|--------|--|----------|
| City of San Diego | CITY | State of California Department of Transportation | CALTRANS |
| California Public Utilities Commission | CPUC | San Diego Regional Minority Supplier Diversity Council | SRMSDC |
| State of California's Department of General Services | CADoGS | City of Los Angeles | LA |
| State of California | CA | U.S. Small Business Administration | SBA |

The Design-Builder will not receive any subcontracting participation percentages if the Design Builder fails to submit the required proof of certification.

PROPOSAL FORMS

DESIGN-BUILD LIST OF SUBCONTRACTORS TO BE INCLUDED IN THE PRICE PROPOSAL ONLY

The **DOLLAR VALUE** of the total Bid to be performed by the Subcontractor shall be stated for all Subcontractors listed. Failure to comply with the listing of the Subcontractors as specified shall result in the Bid being rejected as non-responsive and ineligible for award. The Design-Builder shall list all SLBE, ELBE, DBE, DVBE, MBE, WBE, OBE, WoSB, SDB, HUBZone, and SDVOSB Subcontractors that Design-Builder are seeking recognition towards achieving any subcontracting participation percentages.

Subcontractors' License Number must be filled in. Failure to provide the information specified may deem the bidder **non-responsive**.

| NAME, ADDRESS AND TELEPHONE NUMBER OF SUBCONTRACTOR | CONSTRUCTOR OR DESIGNER | SUBCONTRACTOR LICENSE NUMBER | TYPE OF WORK | DOLLAR VALUE OF SUBCONTRACT (MUST BE FILLED OUT) | MBE, WBE, DBE, DVBE, OBE, ELBE, SLBE, SDB, WoSB, HUBZone, OR SDVOSB ² | WHERE CERTIFIED ² | CHECK IF JOINT VENTURE PARTNERSHIP |
|---|-------------------------|------------------------------|---------------------------------|--|--|------------------------------|------------------------------------|
| Name: <i>Transstar Pipeline</i> Address: <i>10467 Roselle Street</i> City: <i>San Diego</i> State: <i>CA</i> Zip: <i>92121</i> Phone: <i>(619) 565-4081</i> Email: _____ | <i>Constructor</i> | <i>724178</i> | <i>Portions of Sewer Rehab.</i> | <i>\$225,000.00</i> | <i>ELBE</i> | <i>City</i> | |
| Name: <i>YBS Concrete</i> Address: <i>821 Kuhn Drive, Suite 204</i> City: <i>Chula Vista</i> State: <i>CA</i> Zip: <i>91917</i> Phone: <i>(619) 465-7411</i> Email: _____ | <i>Constructor</i> | <i>885270</i> | <i>Site Concrete</i> | <i>\$100,200.00</i> | <i>ELBE</i> | <i>City</i> | |

① As appropriate, Design-Builder shall identify Subcontractor as one of the following and shall include a valid proof of certification (except for OBE, SLBE and ELBE):

| | | | |
|---|--------|--|---------|
| Certified Minority Business Enterprise | MBE | Certified Woman Business Enterprise | WBE |
| Certified Disadvantaged Business Enterprise | DBE | Certified Disabled Veteran Business Enterprise | DVBE |
| Other Business Enterprise | OBE | Certified Emerging Local Business Enterprise | ELBE |
| Certified Small Local Business Enterprise | SLBE | Small Disadvantaged Business | SDB |
| Woman-Owned Small Business | WoSB | HUBZone Business | HUBZone |
| Service-Disabled Veteran Owned Small Business | SDVOSB | | |

② As appropriate, Design-Builder shall indicate if Subcontractor is certified by:

| | | | |
|--|--------|--|----------|
| City of San Diego | CITY | State of California Department of Transportation | CALTRANS |
| California Public Utilities Commission | CPUC | San Diego Regional Minority Supplier Diversity Council | SRMSDC |
| State of California's Department of General Services | CADoGS | City of Los Angeles | LA |
| State of California | CA | U.S. Small Business Administration | SBA |

The Design-Builder will not receive any subcontracting participation percentages if the Design Builder fails to submit the required proof of certification.

PROPOSAL FORMS

DESIGN-BUILD LIST OF SUBCONTRACTORS TO BE INCLUDED IN THE PRICE PROPOSAL ONLY

The **DOLLAR VALUE** of the total Bid to be performed by the Subcontractor shall be stated for all Subcontractors listed. Failure to comply with the listing of the Subcontractors as specified shall result in the Bid being rejected as non-responsive and ineligible for award. The Design-Builder shall list all SLBE, ELBE, DBE, DVBE, MBE, WBE, OBE, WoSB, SDB, HUBZone, and SDVO SB Subcontractors that Design-Builder are seeking recognition towards achieving any subcontracting participation percentages.

Subcontractors' License Number must be filled in. Failure to provide the information specified may deem the bidder **non-responsive**.

| NAME, ADDRESS AND TELEPHONE NUMBER OF SUBCONTRACTOR | CONSTRUCTOR OR DESIGNER | SUBCONTRACTOR LICENSE NUMBER | TYPE OF WORK | DOLLAR VALUE OF SUBCONTRACT (MUST BE FILLED OUT) | MBE, WBE, DBE, DVBE, OBE, ELBE, SLBE, SDB, WoSB, HUBZone, OR SDVO SB [®] | WHERE CERTIFIED [®] | CHECK IF JOINT VENTURE PARTNERSHIP |
|--|-------------------------|------------------------------|----------------------------|--|---|------------------------------|------------------------------------|
| Name: <u>Sealright Paving</u> Address: <u>9053 Olive Drive</u> City: <u>Spring Valley</u> State: <u>CA</u> Zip: <u>91977</u> Phone: <u>(619) 465-7411</u> Email: | Constructor | 364113 | AC Paving | \$124,500.00 | SLBE | City | |
| Name: <u>A.B. Hashmi</u> Address: <u>13066 Deer Canyon Ct.</u> City: <u>San Diego</u> State: <u>CA</u> Zip: <u>92131</u> Phone: <u>(760) 672-8059</u> Email: | Constructor | 798383 | Portions of Sewer Pipeline | \$120,000.00 | ELBE | City | |

① As appropriate, Design-Builder shall identify Subcontractor as one of the following and shall include a valid proof of certification (except for OBE, SLBE and ELBE):

| | | | |
|---|---------|--|---------|
| Certified Minority Business Enterprise | MBE | Certified Woman Business Enterprise | WBE |
| Certified Disadvantaged Business Enterprise | DBE | Certified Disabled Veteran Business Enterprise | DVBE |
| Other Business Enterprise | OBE | Certified Emerging Local Business Enterprise | ELBE |
| Certified Small Local Business Enterprise | SLBE | Small Disadvantaged Business | SDB |
| Woman-Owned Small Business | WoSB | HUBZone Business | HUBZone |
| Service-Disabled Veteran Owned Small Business | SDVO SB | | |

② As appropriate, Design-Builder shall indicate if Subcontractor is certified by:

| | | | |
|--|--------|--|----------|
| City of San Diego | CITY | State of California Department of Transportation | CALTRANS |
| California Public Utilities Commission | CPUC | San Diego Regional Minority Supplier Diversity Council | SRMSDC |
| State of California's Department of General Services | CADoGS | City of Los Angeles | LA |
| State of California | CA | U.S. Small Business Administration | SBA |

The Design-Builder will not receive any subcontracting participation percentages if the Design Builder fails to submit the required proof of certification.

PROPOSAL FORMS

DESIGN-BUILD LIST OF SUBCONTRACTORS TO BE INCLUDED IN THE PRICE PROPOSAL ONLY

The **DOLLAR VALUE** of the total Bid to be performed by the Subcontractor shall be stated for all Subcontractors listed. Failure to comply with the listing of the Subcontractors as specified shall result in the Bid being rejected as non-responsive and ineligible for award. The Design-Builder shall list all SLBE, ELBE, DBE, DVBE, MBE, WBE, OBE, WoSB, SDB, HUBZone, and SDVO SB Subcontractors that Design-Builder are seeking recognition towards achieving any subcontracting participation percentages.

Subcontractors' License Number must be filled in. Failure to provide the information specified may deem the bidder **non-responsive**.

| NAME, ADDRESS AND TELEPHONE NUMBER OF SUBCONTRACTOR | CONSTRUCTOR OR DESIGNER | SUBCONTRACTOR LICENSE NUMBER | TYPE OF WORK | DOLLAR VALUE OF SUBCONTRACT (MUST BE FILLED OUT) | MBE, WBE, DBE, DVBE, OBE, ELBE, SLBE, SDB, WoSB, HUBZone, OR SDVO SB ² | WHERE CERTIFIED | CHECK IF JOINT VENTURE PARTNERSHIP |
|---|-------------------------|------------------------------|-----------------------------|--|---|-----------------|------------------------------------|
| Name: <u>Brian F. Smith + Associates</u> Address: <u>14010 Poway Rd., Suite A</u> City: <u>Poway</u> State: <u>CA</u> Zip: <u>92004</u> Phone: <u>(858) 679-8218</u> Email: _____ | Constructor | N/A | Archaeo Paleo monitor | \$36,000.00 | SLBE | City | |
| Name: <u>Humanability</u> Address: <u>P.O. Box 1188</u> City: <u>Escondido</u> State: <u>CA</u> Zip: <u>92033</u> Phone: <u>(619) 796-4210</u> Email: _____ | Constructor | N/A | Community Outreach | \$14,000.00 | SLBE | City | |

① As appropriate, Design-Builder shall identify Subcontractor as one of the following and shall include a valid proof of certification (except for OBE, SLBE and ELBE):

| | | | |
|---|---------|--|---------|
| Certified Minority Business Enterprise | MBE | Certified Woman Business Enterprise | WBE |
| Certified Disadvantaged Business Enterprise | DBE | Certified Disabled Veteran Business Enterprise | DVBE |
| Other Business Enterprise | OBE | Certified Emerging Local Business Enterprise | ELBE |
| Certified Small Local Business Enterprise | SLBE | Small Disadvantaged Business | SDB |
| Woman-Owned Small Business | WoSB | HUBZone Business | HUBZone |
| Service-Disabled Veteran Owned Small Business | SDVO SB | | |

② As appropriate, Design-Builder shall indicate if Subcontractor is certified by:

| | | | |
|--|--------|--|----------|
| City of San Diego | CITY | State of California Department of Transportation | CALTRANS |
| California Public Utilities Commission | CPUC | San Diego Regional Minority Supplier Diversity Council | SRMSDC |
| State of California's Department of General Services | CADoGS | City of Los Angeles | LA |
| State of California | CA | U.S. Small Business Administration | SBA |

The Design-Builder will not receive any subcontracting participation percentages if the Design Builder fails to submit the required proof of certification.

ATTACHMENT F
PERFORMANCE BOND AND LABOR AND MATERIALMEN'S BOND

PERFORMANCE BOND AND LABOR AND MATERIALMEN'S BOND

FAITHFUL PERFORMANCE BOND AND LABOR AND MATERIALMEN'S BOND:

Orion Construction Corp./Balboa Construction Inc., a corporation, as principal, and Western Surety Company, a corporation authorized to do business in the State of California, as Surety, hereby obligate themselves, their successors and assigns, jointly and severally, to The City of San Diego a municipal corporation in the sum of **Three Million One Hundred Forty Seven Thousand Dollars and 00/100 (\$3,147,000.00)**, for the faithful performance of the annexed contract, and in the sum of **Three Million One Hundred Forty Seven Thousand Dollars and 00/100 (\$3,147,000.00)**, for the benefit of laborers and materialmen designated below.

Conditions:

If the Principal shall faithfully perform the annexed contract **Sewer Group Job 743**, Bid Number **K-15-6181-MAC-3**, San Diego, California then the obligation herein with respect to a faithful performance shall be void; otherwise it shall remain in full force.

If the Principal shall promptly pay all persons, firms and corporations furnishing materials for or performing labor in the execution of this contract, and shall pay all amounts due under the California Unemployment Insurance Act then the obligation herein with respect to laborers and materialmen shall be void; otherwise it shall remain in full force.

The obligation herein with respect to laborers and materialmen shall inure to the benefit of all persons, firms and corporations entitled to file claims under the provisions of Chapter 3 of Division 5 of Title I of the Government Code of the State of California or under the provisions of Section 3082 et seq. of the Civil Code of the State of California.

Changes in the terms of the annexed contract or specifications accompanying same or referred to therein shall not affect the Surety's obligation on this bond, and the Surety hereby waives notice of same.

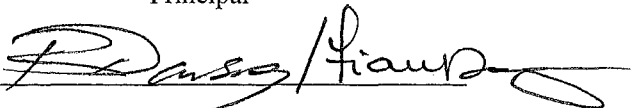
CONTRACT FORMS ATTACHMENTS (continued)
PERFORMANCE BOND AND LABOR AND MATERIALMEN'S BOND

The Surety shall pay reasonable attorney's fees should suit be brought to enforce the provisions of this bond.


Dated September 9, 2014

Approved as to Form and Legality


Orion Construction Corp./Balboa Construction Inc.
Principal

By 
Richard Dowsing, Pres. Orion / Fia Dowsing, Pres. Balboa
Printed Name of Person Signing for Principal

Western Surety Company
Surety

By 
Attorney-in-fact Sarah Myers, Attorney-in-Fact

Approved:

By: 
W. Downs Prior
Principal Contract Specialist
Public Works Contracts

1/8/15

1455 Frazee Road, Suite 801
Local Address of Surety

San Diego, CA 92108
Local Address (City, State) of Surety

(619) 682-3510
Local Telephone No. of Surety

Premium \$ \$26,206.00
Premium is for Contract Term and Subject to Adjustment Based on Final Contract Price

Bond No. 58718402

CALIFORNIA ALL-PURPOSE ACKNOWLEDGMENT

STATE OF CALIFORNIA

County of San Diego }

On SEP 09 2014 before me, John Richard Flores JR., Notary Public,
Date Insert Name of Notary exactly as it appears on the official seal

personally appeared Sarah Myers
Name(s) of Signer(s)

who proved to me on the basis of satisfactory evidence to be the person(~~s~~) whose name(~~s~~) is/~~are~~ subscribed to the within instrument and acknowledged to me that ~~he~~/she/~~it~~/~~they~~ executed the same in ~~his~~/her/~~their~~ authorized capacity(~~ies~~), and that by ~~his~~/her/~~their~~ signature(~~s~~) on the instrument the person(~~s~~), or the entity upon behalf of which the person(~~s~~) acted, executed the instrument.

I certify under PENALTY OF PERJURY under the laws of the State of California that the foregoing paragraph is true and correct.

Witness my hand and official seal.

Signature [Handwritten Signature]
Signature of Notary Public John Richard Flores JR.



Place Notary Seal Above

OPTIONAL

Though the information below is not required by law, it may prove valuable to persons relying on the document and could prevent fraudulent removal and reattachment of the form to another document.

Description of Attached Document

Title or Type of Document: _____


Document Date: _____ Number of Pages: _____

Signer(s) Other Than Named Above: _____

Capacity(ies) Claimed by Signer(s)

Signer's Name: _____

- Individual
- Corporate Officer — Title(s): _____
- Partner Limited General
- Attorney in Fact
- Trustee
- Guardian or Conservator
- Other: _____



Signer is Representing:
Surety Company

Signer's Name: _____

- Individual
- Corporate Officer — Title(s): _____
- Partner Limited General
- Attorney in Fact
- Trustee
- Guardian or Conservator
- Other: _____



Signer is Representing:

Western Surety Company

POWER OF ATTORNEY APPOINTING INDIVIDUAL ATTORNEY-IN-FACT

Know All Men By These Presents, That WESTERN SURETY COMPANY, a South Dakota corporation, is a duly organized and existing corporation having its principal office in the City of Sioux Falls, and State of South Dakota, and that it does by virtue of the signature and seal herein affixed hereby make, constitute and appoint

Lawrencè F Mc Mahon, James Baldassare Jr, Sarah Myers, Maria Guise, Lilia Robinson, Charlotte Aquino, Jennifer L Clampert, Janice Martin, Individually

of San Diego, CA, its true and lawful Attorney(s)-in-Fact with full power and authority hereby conferred to sign, seal and execute for and on its behalf bonds, undertakings and other obligatory instruments of similar nature

- In Unlimited Amounts -

and to bind it thereby as fully and to the same extent as if such instruments were signed by a duly authorized officer of the corporation and all the acts of said Attorney, pursuant to the authority hereby given, are hereby ratified and confirmed.

This Power of Attorney is made and executed pursuant to and by authority of the By-Law printed on the reverse hereof, duly adopted, as indicated, by the shareholders of the corporation.

In Witness Whereof, WESTERN SURETY COMPANY has caused these presents to be signed by its Vice President and its corporate seal to be hereto affixed on this 30th day of January, 2013.



WESTERN SURETY COMPANY


Paul T. Bruflat
Paul T. Bruflat, Vice President

State of South Dakota }
County of Minnehaha } ss

On this 30th day of January, 2013, before me personally came Paul T. Bruflat, to me known, who, being by me duly sworn, did depose and say: that he resides in the City of Sioux Falls, State of South Dakota; that he is the Vice President of WESTERN SURETY COMPANY described in and which executed the above instrument; that he knows the seal of said corporation; that the seal affixed to the said instrument is such corporate seal; that it was so affixed pursuant to authority given by the Board of Directors of said corporation and that he signed his name thereto pursuant to like authority, and acknowledges same to be the act and deed of said corporation.

My commission expires

June 23, 2015



J. Mohr
J. Mohr, Notary Public

CERTIFICATE

I, L. Nelson, Assistant Secretary of WESTERN SURETY COMPANY do hereby certify that the Power of Attorney hereinabove set forth is still in force, and further certify that the By-Law of the corporation printed on the reverse hereof is still in force. In testimony whereof I have hereunto subscribed my name and affixed the seal of the said corporation this SEP 09 2014 day of _____, _____.



WESTERN SURETY COMPANY

L. Nelson
L. Nelson, Assistant Secretary

City of San Diego

CITY CONTACT: Clementina Giordano, Email: Cgiordano@sandiego.gov
Phone No. (619) 533-3481, Fax No. (619) 533-3633



ADDENDUM "1"

REQUEST FOR PROPOSAL (RFP)

FOR

SEWER GROUP JOB 743

| | |
|----------------------|---------------------|
| TASK ORDER: | SEWER GROUP JOB 743 |
| TASK ORDER NO.: | 06 |
| RFQ NO.: | 12MCL100 |
| PROPOSAL NO.: | K-15-6181-MAC-3 |
| SAP NO. (WBS/IO/CC): | B-00353 |
| CLIENT DEPARTMENT: | 2011 |
| COUNCIL DISTRICT: | 1, 3, 3, 4, 9 |
| PROJECT TYPE: | JA |

BID DUE DATE:

12:00 NOON
AUGUST 05, 2014
CITY OF SAN DIEGO
PUBLIC WORKS CONTRACTING
1010 SECOND AVENUE, 14th FLOOR, MS 614C
SAN DIEGO, CA 92101

A. CHANGES TO CONTRACT DOCUMENTS

The following changes to the RFP are hereby made effective as though originally issued with the RFP. The Design-Builders are reminded that all previous requirements to this solicitation remain in full force and effect.

B. CHANGES TO THE REQUEST FOR PROPOSALS

- 1. To Section 6, Equal Opportunity Contracting, page 4, Item 6.2, **DELETE** in its entirety and **SUBSTITUTE** with the following:

The mandatory minimum subcontractor participation percentages for this RFP are as follows:

| SERVICES | SLBE | ELBE | DVBE | Subcontracting Requirement |
|-----------------------|-------|--------|-------|----------------------------|
| Design Services | 4.70% | 6.10% | 0.60% | 11.4% |
| Construction Services | 6.80% | 15.50% | 0.00% | 22.30% |

Notes:

- 1. Subcontracting Requirement is the percentage of the individual contract elements i.e., Design Services or Construction Services.
- 2. To Attachment A, Project Description, Scope Of Work, And Technical Specifications (Bridging Documents), pages 21 through 55, Footer, Amend "Attachment B" to Attachment "A".
- 3. To Attachment A, Project Description, Scope Of Work, And Technical Specifications (Bridging Documents), page 54, Section 39, Bridging Documents, Sub-item 39.1.2., Sewer G743, **DELETE** in its entirety and **SUBSTITUTE** with the following:

39.1.2. Sewer GJ743

- 01 Location Maps
- 02 Predesign Maps
- 03 Predesign CMP Storm Drain Maps
- 04 Predesign Constraint Maps
- 05 Predesign OCI Index Maps
- 06 Predesign Conflict Maps
- 07 Predesign Project Coordination Maps
- 08 Prioritization Template
- 09 Access Law Design Compliance Memorandum
- 10 Miscellaneous Correspondence
- 11 CCC Exemption

James Nagelvoort, Director
Public Works Department

Dated: July 11, 2014
San Diego, California

JN/BD/egz

City of San Diego

CITY CONTACT: Clementina Giordano, Contract Specialist, Email: Cgiordano@sandiego.gov
Phone No. (619) 533-3481, Fax No. (619) 533-3633

ADDENDUM "2"

REQUEST FOR PROPOSAL (RFP)



FOR

SEWER GROUP JOB 743

| | |
|----------------------|---------------------|
| TASK ORDER: | SEWER GROUP JOB 743 |
| TASK ORDER NO.: | 06 |
| RFQ NO.: | 12MCL100 |
| PROPOSAL NO.: | K-15-6181-MAC-3 |
| SAP NO. (WBS/IO/CC): | B-00353 |
| CLIENT DEPARTMENT: | 2011 |
| COUNCIL DISTRICT: | 1, 2, 3, 4, 9 |
| PROJECT TYPE: | JA |

PROPOSAL DUE:

12:00 NOON
AUGUST 05, 2014
CITY OF SAN DIEGO
PUBLIC WORKS CONTRACTS
1010 SECOND AVENUE, 14th FLOOR, MS 614C
SAN DIEGO, CA 92101

A. CHANGES TO CONTRACT DOCUMENTS

The following changes to the RFP are hereby made effective as though originally issued with the RFP. The Design-Builders are reminded that all previous requirements to this solicitation remain in full force and effect.

B. CLARIFICATIONS

1. Clarification regarding the pavement work on Jamacha Rd. The Contractor will overlay Jamacha Road between Britain St. and Glencoe Dr. after pipeline work is finished. (See Bridging Documents, 39.1.2. Sewer GJ743, item 09 Miscellaneous Correspondence).

C. ADDENDUM

1. To Addendum 1, Cover, page 1, Sub-item "Council District", **DELETE** in its entirety and **SUBSTITUTE** with the following:

COUNCIL DISTRICT: _____ 1, 2, 3, 4, 9 _____

2. To Addendum 1, Item B, Changes to the Request For Proposals, page 2, Sub-item 3, to 39.1.2., Sewer GJ743: Modify 01 Location Maps on the FTP site as follows: **DELETE** "page 9, Location Map for Sewer Group 743, Community Name: Mid-City: Eastern Area, Council District:4" in its entirety and **SUBSTITUTE** with page 3 of this Addendum.

*The sewer main adjacent to Federal Blvd will be rehabbed.

James Nagelvoort, Director
Public Works Department

Dated: *July 21, 2014*
San Diego, California

JN/BD/egz

THIS MAP/DATA IS PROVIDED WITHOUT WARRANTY OF ANY KIND, EITHER EXPRESS OR IMPLIED, INCLUDING, BUT NOT LIMITED TO, THE IMPLIED WARRANTIES OR MERCHANTABILITY AND FITNESS FOR A PARTICULAR PURPOSE. Note: This product may contain information reproduced with permission granted by RAND McNALLY & COMPANY to SanGIS. This map is copyrighted without the written permission of SANDAG. This product may contain information reproduced with permission granted by RAND McNALLY & COMPANY to SanGIS. This map is copyrighted

LOCATION MAP

SEWER GROUP 743

SENIOR ENGINEER
WENDY GAMBOA

(Map 9 OF 10)

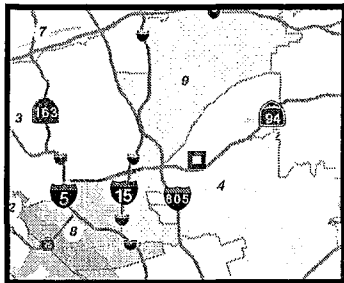
PROJECT MANAGER
DAN TITTLE

PROJECT ENGINEER
FRANCIS MARQUEZ

CONSTRUCTION PROJECT
INFORMATION
(619) 533-4207

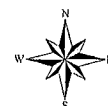


Right Of Way Division



LEGEND

SEWER REHAB



No Scale



City of San Diego

CITY CONTACT: Clementina Giordano, Contract Specialist, Email: Cgiordano@sandiego.gov
Phone No. (619) 533-3481, Fax No. (619) 533-3633

ADDENDUM "3"

REQUEST FOR PROPOSAL (RFP)



FOR

SEWER GROUP JOB 743

| | |
|----------------------|---------------------|
| TASK ORDER: | SEWER GROUP JOB 743 |
| TASK ORDER NO.: | 06 |
| RFQ NO.: | 12MCL100 |
| PROPOSAL NO.: | K-15-6181-MAC-3 |
| SAP NO. (WBS/IO/CC): | B-00353 |
| CLIENT DEPARTMENT: | 2011 |
| COUNCIL DISTRICT: | 1, 2, 3, 4, 9 |
| PROJECT TYPE: | JA |

PROPOSAL DUE:

12:00 NOON
AUGUST 05, 2014
CITY OF SAN DIEGO
PUBLIC WORKS CONTRACTS
1010 SECOND AVENUE, 14th FLOOR, MS 614C
SAN DIEGO, CA 92101

A. CHANGES TO CONTRACT DOCUMENTS

The following changes to the RFP are hereby made effective as though originally issued with the RFP. The Design-Builders are reminded that all previous requirements to this solicitation remain in full force and effect.

B. BIDDER'S QUESTIONS

- Q1. Sites 2 and 8 call out for point repairs to be made in the existing pipes to be rehabbed. What is the issue being repaired? Digging up the pipe to repair an offset joint has a considerable cost difference to cutting off a protruding lateral.
- A1. The sewer mains on Site 2 and Site 8 that are called out for point repairs both have broken pipe.
- Q2. Site 13 has new pipe being installed across Noyes St. That portion of Noyes St has been recently re-paved with an AC overlay. Is there a moratorium for the work crossing Noyes St.?
- A2. Yes. Site 13 will be taken out of the contract.
- Q3. The RFP contains specifications for the rehabilitation of sewer laterals on sewer mains to be rehabilitated. Section 500-1.6.1 states that access to an upstream end of the service lateral is made by excavation in the public right of way. Some of the Sewer Mains to be rehabbed have laterals connecting to them that are outside the public right of way, i.e. Sites 3 and 7. Please clarify if lateral rehabilitation is required where excavation is required outside the public right of way.
- A3. Yes; where excavation outside public right of way is required for rehabilitation of sewer laterals, you will need to execute a permit to work on private property prior to doing the work.
- Q4. Site 5 calls for sewer main installation that is 30 feet deep, and calls for an additional pipe to be installed at a depth ranging from 6' to 30'. One of the sewer laterals connecting to this line could still be over 20' deep. Will the City accept a drop manhole at the intersection of Pringle St & Sutter St. to avoid the placing of sewer laterals that deep?
- A4. No. The City will not allow drop manholes per the Sewer Design Guide.
- Q5. Sites 4, and 16, call for Internal Patch Only and Install Stent Only. The legend shows these pipes to be rehabbed. Please clarify if these sections of pipe are to be rehabbed.
- A5. Sewer mains on Site 4 and 16 are going to be rehabbed.

C. ADDENDUM

1. To Addendum 1, Item B, Changes to the Request For Proposals, page 2, Sub-item 3, to 39.1.2., Sewer GJ743: Modify 01 Location Maps on the FTP site as follows: **DELETE** "page 2, Location Map for Sewer Group 743, Community Name: Pacific Beach, Council District 2" in its entirety and **SUBSTITUTE** with page 5 of this Addendum.

D. VOLUME 1

1. To the Contract Documents, **ADD** "Permit To Do Work on Private Property" form, page 4 of this Addendum.
1. To Attachment A, Project Description, Scope Of Work, And Technical Specifications (Bridging Documents), page 55, Item 39, Bridging Documents, Sub-item 39.1.3., As-Builts, **DELETE** in its entirety and **SUBSTITUTE** with the following:

35.1.1. As-Builts

1. Site 1: 12990-9-D
2. Site 2: 9322-L, 9325-L, 17087-2-D
3. Site 3: 9709-L
4. Site 4: 27211-6-D
5. Site 5: 479, 19238-8-D, 19238-10-D, 25756-1-D, 28374-18-D, 28896-7-D
6. Site 6: 10994-3-D, 13955-L, 13957-L, 25858-01-D, 25858-26-D
7. Site 7: 948-D
8. Site 8: 13683-L
9. Site 9: 1796-D, 27812-5-D, 36507-04-D, 4658-B, 9251-L, 9846-1-D
10. Site 10: 9880-L
11. Site 11: 15190-12-D, 18351-D, 24747-1-D
12. Site 12: 29335-5-D
13. Site 14: 4949-0-D, 4951-D, 10466-2-D, 10466-3-D, 11672-2-D, 13213-6-D, 24986-2-D
14. Site 15: 396-3, 396-5, 6505-W, 11557-16-D
15. Site 16: 1876-D, 11546-L, 11547-L, 11548-L, 11549-L, 11550-L

James Nagelvoort, Director
Public Works Department

Dated: *July 25, 2014*
San Diego, California

JN/BD/egz

PERMIT TO DO WORK ON PRIVATE PROPERTY

[Insert Name] ("Property Manager / Owner") is/are the owner(s) of that certain real property (APN# *[Insert APN#]*, the "Property") located at *[Insert Project Address]*.

The City of San Diego, a California municipal corporation ("City") has requested Property Owner's permission to enter upon the Property to perform work associated with City's **Sewer Group Job 743**.

Property Owner hereby grants to City, its agents, employees and contractor's permission to enter upon the Property for the purpose of accessing, inspecting, maintaining, rehabilitating, replacing sewer facilities and/or installing "clean-outs" located within the Property.

This Permit shall expire upon completion, as determined by the San Diego City Engineer, of the work to be performed pursuant to this Permit.

City shall require each contractor accessing the Property to carry liability insurance as required in "Standard Specifications for Public Works Construction, 2012 Edition," as amended by "City of San Diego Supplemental Amendments."

For valuable consideration, the sufficiency and receipt of which is hereby acknowledged, the parties agree to the terms of this Permit, as evidenced by their signatures below:

PROPERTY MANAGER / OWNER(S):

Date: _____ Signature(s): _____
Phone#: _____ Print Name(s): _____

THE CITY OF SAN DIEGO, a California municipal corporation

BY: _____
Name: _____
Date: _____ Title: _____

APPROVED AS TO FORM AND LEGALITY:

JAN I. GOLDSMITH, City Attorney

BY: _____
Name: _____
Date: _____ Title: _____

LOCATION MAP
SEWER GROUP 743

(Map 2 OF 10)

SENIOR ENGINEER
WENDY GAMBOA

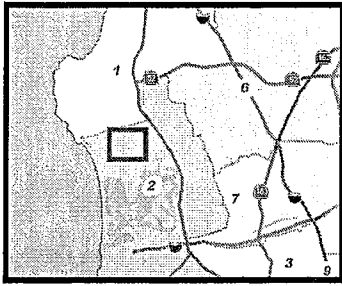
PROJECT MANAGER
DAN TITTLE

PROJECT ENGINEER
FRANCIS MARQUEZ

CONSTRUCTION PROJECT
INFORMATION
(619) 533-4207

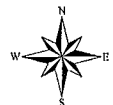


Right Of Way Division



LEGEND

- SEWER REHAB
- SEWER 743 REPLACE-IN-PLACE
- SANGIS.COASTAL_OVERLAY_ZONE_CN
- MHPA



No Scale

THIS MAP/DATA IS PROVIDED WITHOUT WARRANTY OF ANY KIND, EITHER EXPRESS OR IMPLIED, INCLUDING, BUT NOT LIMITED TO, THE IMPLIED WARRANTIES OR MERCHANTABILITY AND FITNESS FOR A PARTICULAR PURPOSE. Note: This product may contain information from the SANDAG Regional Information System which cannot be reproduced without the written permission of SANDAG. This product may contain information reproduced with permission granted by RAND MCNALLY & COMPANY © to SandGIS. This map is copyright.

City of San Diego

CITY CONTACT: Clementina Giordano, Contract Specialist, Email:CGiordano@sandiego.gov.
Phone No. (619) 533-3481, Fax No. (619) 533-3633

ADDENDUM "4"

REQUEST FOR PROPOSAL (RFP)



FOR

SEWER GROUP JOB 743

| | |
|----------------------|---------------------|
| TASK ORDER: | SEWER GROUP JOB 743 |
| TASK ORDER NO.: | 06 |
| RFQ NO.: | 12MCL100 |
| PROPOSAL NO.: | K-15-6181-MAC-3 |
| SAP NO. (WBS/IO/CC): | B-00353 |
| CLIENT DEPARTMENT: | 2011 |
| COUNCIL DISTRICT: | 1, 2, 3, 4, 9 |
| PROJECT TYPE: | JA |

PROPOSAL DUE:

**12:00 NOON
AUGUST 05, 2014
CITY OF SAN DIEGO
PUBLIC WORKS CONTRACTS
1010 SECOND AVENUE, 14th FLOOR, MS 614C
SAN DIEGO, CA 92101**

A. CHANGES TO CONTRACT DOCUMENTS

The following changes to the RFP are hereby made effective as though originally issued with the RFP. The Design-Builders are reminded that all previous requirements to this solicitation remain in full force and effect.

B. ADDENDUM

1. To Addendum 3, **DELETE** in its entirety.
2. To Addendum 1, Item B, Changes to the Request For Proposals, page 2, Sub-item 3, to 39.1.2., Sewer GJ743: Modify 01 Location Maps on the FTP site as follows: **DELETE** "page 2, Location Map for Sewer Group 743, Community Name: Pacific Beach, Council District 2" in its entirety and **SUBSTITUTE** with page 5 of this Addendum.

C. BIDDER'S QUESTIONS

- Q1. Sites 2 and 8 call out for point repairs to be made in the existing pipes to be rehabbed. What is the issue being repaired? Digging up the pipe to repair an offset joint has a considerable cost difference to cutting off a protruding lateral.
- A1. The sewer mains on Site 2 and Site 8 that are called out for point repairs both have broken pipe.
- Q2. Site 13 has new pipe being installed across Noyes St. That portion of Noyes St has been recently re-paved with an AC overlay. Is there a moratorium for the work crossing Noyes St.?
- A2. Yes. Site 13 will be taken out of the contract.
- Q3. The RFP contains specifications for the rehabilitation of sewer laterals on sewer mains to be rehabilitated. Section 500-1.6.1 states that access to an upstream end of the service lateral is made by excavation in the public right of way. Some of the Sewer Mains to be rehabbed have laterals connecting to them that are outside the public right of way, i.e. Sites 3 and 7. Please clarify if lateral rehabilitation is required where excavation is required outside the public right of way.
- A3. Yes; where excavation outside public right of way is required for rehabilitation of sewer laterals, you will need to execute a permit to work on private property prior to doing the work.
- Q4. Site 5 calls for sewer main installation that is 30 feet deep, and calls for an additional pipe to be installed at a depth ranging from 6' to 30'. One of the sewer laterals connecting to this line could still be over 20' deep. Will the City accept a drop manhole at the intersection of Pringle St & Sutter St. to avoid the placing of sewer laterals that deep?
- A4. No. The City will not allow drop manholes per the Sewer Design Guide.

Q5. Sites 4, and 16, call for Internal Patch Only and Install Stent Only. The legend shows these pipes to be rehabbed. Please clarify if these sections of pipe are to be rehabbed.

A5. Sewer mains on Site 4 and 16 are going to be rehabbed.

D. CHANGES TO THE REQUEST FOR PROPOSALS

1. To the Contract Documents, **ADD** "Permit To Do Work on Private Property" form, page 4 of this Addendum.
2. To Attachment A, Project Description, Scope Of Work, And Technical Specifications (Bridging Documents), page 55, Item 39, Bridging Documents, Sub-item 39.1.3., As-Builts, **DELETE** in its entirety and **SUBSTITUTE** with the following:

39.1.3 As-Builts

1. Site 1: 12990-9-D
2. Site 2: 9322-L, 9325-L, 17087-2-D
3. Site 3: 9709-L
4. Site 4: 27211-6-D
5. Site 5: 479, 19238-8-D, 19238-10-D, 25756-1-D, 28374-18-D, 28896-7-D
6. Site 6: 10994-3-D, 13955-L, 13957-L, 25858-01-D, 25858-26-D
7. Site 7: 948-D
8. Site 8: 13683-L
9. Site 9: 1796-D, 27812-5-D, 36507-04-D, 4658-B, 9251-L, 9846-1-D
10. Site 10: 9880-L
11. Site 11: 15190-12-D, 18351-D, 24747-1-D
12. Site 12: 29335-5-D
13. Site 14: 4949-0-D, 4951-D, 10466-2-D, 10466-3-D, 11672-2-D, 13213-6-D, 24986-2-D
14. Site 15: 396-3, 396-5, 6505-W, 11557-16-D
15. Site 16: 1876-D, 11546-L, 11547-L, 11548-L, 11549-L, 11550-L

James Nagelvoort, Director
Public Works Department

Dated: *July 30, 2014*
San Diego, California

JN/bd/egz

PERMIT TO DO WORK ON PRIVATE PROPERTY

[Insert Name] ("Property Manager / Owner") is/are the owner(s) of that certain real property (APN# *[Insert APN#]*, the "Property") located at *[Insert Project Address]*.

The City of San Diego, a California municipal corporation ("City") has requested Property Owner's permission to enter upon the Property to perform work associated with City's *Sewer Group Job 743*.

Property Owner hereby grants to City, its agents, employees and contractor's permission to enter upon the Property for the purpose of accessing, inspecting, maintaining, rehabilitating, replacing sewer facilities and/or installing "clean-outs" located within the Property.

This Permit shall expire upon completion, as determined by the San Diego City Engineer, of the work to be performed pursuant to this Permit.

City shall require each contractor accessing the Property to carry liability insurance as required in "Standard Specifications for Public Works Construction, 2012 Edition," as amended by "City of San Diego Supplemental Amendments."

For valuable consideration, the sufficiency and receipt of which is hereby acknowledged, the parties agree to the terms of this Permit, as evidenced by their signatures below:

PROPERTY MANAGER / OWNER(S):

Date: _____ Signature(s): _____
Phone#: _____ Print Name(s): _____

THE CITY OF SAN DIEGO, a California municipal corporation

BY: _____
Name: _____
Date: _____ Title: _____

APPROVED AS TO FORM AND LEGALITY:

JAN I. GOLDSMITH, City Attorney

BY: _____
Name: _____
Date: _____ Title: _____

LOCATION MAP
SEWER GROUP 743

(Map 2 OF 10)

SENIOR ENGINEER
WENDY GAMBOA

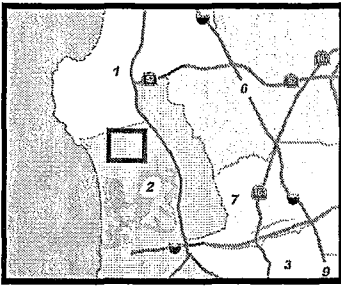
PROJECT MANAGER
DAN TITTLE

PROJECT ENGINEER
FRANCIS MARQUEZ

CONSTRUCTION PROJECT
INFORMATION
(619) 533-4207

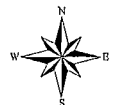


Right Of Way Division



LEGEND

- SEWER REHAB
- SEWER 743 REPLACE-IN-PLACE
- SANGIS.COASTAL_OVERLAY_ZONE_CN
- MHPA



No Scale

THIS MAP/DATA IS PROVIDED WITHOUT WARRANTY OF ANY KIND, EITHER EXPRESS OR IMPLIED, INCLUDING, BUT NOT LIMITED TO, THE IMPLIED WARRANTIES OR MERCHANTABILITY AND FITNESS FOR A PARTICULAR PURPOSE. Note: This product may contain information from the SANDAG Regional Information System which cannot be reproduced without the written permission of SANDAG. This product may contain information reproduced with permission granted by RAND MCNALLY & COMPANY to SanGIS. This map is copyrighted.

City of San Diego

CITY CONTACT: Clementina Giordano, Email: Cgiordano@sandiego.gov

Phone No. (619) 533-3481, Fax No. (619) 533-3633

ADDENDUM "5"

REQUEST FOR PROPOSAL (RFP)



FOR

SEWER GROUP JOB 743

| | |
|----------------------|---------------------|
| TASK ORDER: | SEWER GROUP JOB 743 |
| TASK ORDER NO.: | 06 |
| RFQ NO.: | 12MCL100 |
| PROPOSAL NO.: | K-15-6181-MAC-3 |
| SAP NO. (WBS/IO/CC): | B-00353 |
| CLIENT DEPARTMENT: | 2011 |
| COUNCIL DISTRICT: | 1, 3, 3, 4, 9 |
| PROJECT TYPE: | JA |

BID DUE DATE:

**12:00 NOON
AUGUST 05, 2014
CITY OF SAN DIEGO
PUBLIC WORKS CONTRACTING
1010 SECOND AVENUE, 14th FLOOR, MS 614C
SAN DIEGO, CA 92101**

A. CHANGES TO CONTRACT DOCUMENTS

The following changes to the RFP are hereby made effective as though originally issued with the RFP. The Design-Builders are reminded that all previous requirements to this solicitation remain in full force and effect.

B. CHANGES TO THE REQUEST FOR PROPOSALS

1. To Attachment E, Proposal Forms, page 118, Form AA15, Design-Build List of Subcontractors To Be Included in the Technical (Non-Price) Proposal Only, **DELETE** in its entirety and **SUBSTITUTE** with page 3 of this Addendum.

James Nagelvoort, Director
Public Works Department

Dated: *August 4, 2014*
San Diego, California

JN/BD/egz

PROPOSAL FORMS

LIST OF SUBCONTRACTORS TO BE INCLUDED IN THE TECHNICAL (NON-PRICE) PROPOSAL ONLY

led in the "Subletting and Subcontracting Fair Practices Act", Division 2, Part 1, Chapter 4 of the Public Contract Code, the Design-Builder shall list below or who will perform work, labor, render services or specially fabricates and installs a portion [type] of the work or improvement, in an amount in excess of the Design-Builder shall also list below the portion of the work which will be done by each Subcontractor under this contract. The Design-Builder shall list the Work. The **PERCENT VALUE** of the total Bid to be performed shall be stated for all Subcontractors listed. Failure to comply with this requirement non-responsive and ineligible for award. The Design-Builder's attention is directed to the Special Provisions - General; Paragraph 2-3 Subcontracts, which performed with the Design-Builder's own forces. The Design-Builder shall list all SLBE, ELBE, DBE, DVBE, MBE, WBE, OBE, SDB, WoSB, HUBZone, Builder are seeking recognition towards achieving any mandatory, voluntary, or both subcontracting participation percentages.

Contractors' License Number must be filled in. Failure to provide the information specified may deem the bidder **non-responsive**.

| NUMBER OF | CONTRACTOR OR DESIGNER | SUBCONTRACTOR LICENSE NUMBER | TYPE OF WORK | PERCENT VALUE OF SUBCONTRACT | MBE, WBE, DBE, DVBE, OBE, ELBE, SLBE, SDB, WoSB, HUBZone, OR SDVOSB ^o | WHERE CERTIFIED ^o | CHECK IF JOINT VENTURE PARTNERSHIP |
|-----------|------------------------|------------------------------|--------------|------------------------------|--|------------------------------|------------------------------------|
| | | | | | | | |
| | | | | | | | |
| | | | | | | | |
| | | | | | | | |
| | | | | | | | |
| | | | | | | | |
| | | | | | | | |
| | | | | | | | |
| | | | | | | | |
| | | | | | | | |

Identify Subcontractor as one of the following and shall include a valid proof of certification (except for OBE, SLBE and ELBE):

| | | | |
|------------------|--------|--|---------|
| Enterprise | MBE | Certified Woman Business Enterprise | WBE |
| Small Enterprise | DBE | Certified Disabled Veteran Business Enterprise | DVBE |
| | OBE | Certified Emerging Local Business Enterprise | ELBE |
| Enterprise | SLBE | Small Disadvantaged Business | SDB |
| | WoSB | HUBZone Business | HUBZone |
| Small Business | SDVOSB | | |

Indicate if Subcontractor is certified by:

| | | | |
|--------------------------------|--------|--|----------|
| Mission | CITY | State of California Department of Transportation | CALTRANS |
| | CPUC | San Diego Regional Minority Supplier Diversity Council | SRMSDC |
| Department of General Services | CADoGS | City of Los Angeles | LA |
| | CA | U.S. Small Business Administration | SBA |

Do not receive any subcontracting participation percentages if the Design-Builder fails to submit the required proof of certification.