

# City of San Diego

CONTRACTOR'S NAME: \_\_\_\_\_  
ADDRESS: \_\_\_\_\_  
TELEPHONE NO.: \_\_\_\_\_ FAX NO.: \_\_\_\_\_  
CITY CONTACT: DAMIAN SINGLETON, Contract Specialist, Email: [Dsingleton@sandiego.gov](mailto:Dsingleton@sandiego.gov)  
Phone No. (619) 533-3482, Fax No. (619) 533-3633  
J.Gallardo/R.Bustamante/egz

## CONTRACT DOCUMENTS



## FOR

### AC Water & Sewer Group 1004

VOLUME 1 OF 2

BID NO.: \_\_\_\_\_ K-15-1310-DBB-3  
SAP NO. (WBS/IO/CC): \_\_\_\_\_ B-14146 / B-14148  
CLIENT DEPARTMENT: \_\_\_\_\_ 2012 / 2013  
COUNCIL DISTRICT: \_\_\_\_\_ 2  
PROJECT TYPE: \_\_\_\_\_ KB / JA

**THIS CONTRACT IS SUBJECT TO THE FOLLOWING:**


- PHASED-FUNDING
- THE CITY'S SUBCONTRACTING PARTICIPATION REQUIREMENTS FOR SLBE PROGRAM.
- PREVAILING WAGE RATES: STATE  FEDERAL
- APPRENTICESHIP

**BID DUE DATE:**

**2:00 PM  
FEBRUARY 17, 2015  
CITY OF SAN DIEGO  
PUBLIC WORKS CONTRACTS  
1010 SECOND AVENUE, 14<sup>th</sup> FLOOR, MS 614C  
SAN DIEGO, CA 92101**

# ENGINEER OF WORK


The engineering Specifications and Special Provisions contained herein have been prepared by or under the direction of the following Registered Engineer:

  
1) Registered Engineer

1/13/15  
Date


Seal:



  
2) For City Engineer

1/13/15  
Date

Seal



## TABLE OF CONTENTS

DESCRIPTION	PAGE NUMBER
1. NOTICE INVITING BIDS.....	4
2. CONTRACT FORMS AGREEMENT:	
1. Contract Forms.....	16
3. CONTRACT FORMS ATTACHMENTS:	
2. Performance Bond and Labor and Materialmen’s Bond.....	19
3. Drug-Free Workplace.....	21
4. American with Disabilities Act (ADA) Compliance Certification.....	22
5. Contractor Standards - Pledge of Compliance Certificate.....	23
6. Affidavit of Disposal Certificate.....	24
4. ATTACHMENTS:	
A. SCOPE OF WORK.....	26
B. PHASED FUNDING PROVISIONS.....	28
C. EQUAL OPPORTUNITY CONTRACTING PROGRAM.....	31
D. INTENTIONALLY LEFT BLANK.....	35
E. SUPPLEMENTARY SPECIAL PROVISIONS.....	36
SUPPLEMENTARY SPECIAL PROVISIONS APPENDICES.....	59
1. Appendix A - Notice of Exemption.....	60
2. Appendix B - Fire Hydrant Meter Program.....	62
3. Appendix C - Materials Typically Accepted by Certificate of Compliance.....	76
4. Appendix D - Sample City Invoice.....	78
5. Appendix E - Location Map.....	80
6. Appendix F - Adjacent Projects.....	82
7. Appendix G - Hydrostatic Discharge Form.....	85
8. Appendix H - Site Maps and Schedule of Work.....	87
9. Appendix I - Hazardous Label/Forms.....	231
F. INTENTIONALLY LEFT BLANK.....	236

# CITY OF SAN DIEGO, CALIFORNIA

## NOTICE INVITING BIDS

1. **RECEIPT AND OPENING OF BIDS:** Bids will be received at the Public Works Contracts at the location, time, and date shown on the cover of these specifications for performing work on **AC Water & Sewer Group 1004** (Project).
2. **SUMMARY OF WORK:** The Work involves furnishing all labor, materials, equipment, services, and other incidental works and appurtenances for the construction of the Project as described in ATTACHMENT A.
3. **BIDS ARE PUBLIC RECORDS:** Upon receipt by the City, Bids shall become public records subject to public disclosure. It is the responsibility of the respondent to clearly identify any confidential, proprietary, trade secret or otherwise legally privileged information contained within the Bid. General references to sections of the California Public Records Act (PRA) will not suffice. If the Contractor does not provide applicable case law that clearly establishes that the requested information is exempt from the disclosure requirements of the PRA, the City shall be free to release the information when required in accordance with the PRA, pursuant to any other applicable law, or by order of any court or government agency, and the Contractor will hold the City harmless for release of this information.
4. **SUBCONTRACTING PARTICIPATION PERCENTAGES:**
  - 4.1. The City has incorporated **mandatory** SLBE-ELBE subcontractor participation percentages to enhance competition and maximize subcontracting opportunities. For the purpose of achieving the mandatory subcontractor participation percentages, a recommended breakdown of the SLBE and ELBE subcontractor participation percentages based upon certified SLBE and ELBE firms has also been provided to achieve the mandatory subcontractor participation percentages:

1. SLBE participation	<b>6.6%</b>
2. ELBE participation	<b>15.7%</b>
3. Total mandatory participation	<b>22.3%</b>
  - 4.2. The Bidders are strongly encouraged to attend the Pre-Bid Meeting to better understand the Good Faith Effort requirements of this contract. See the City's document titled "SLBE Program, Instructions For Bidders Completing The Good Faith Effort Submittal" available at: <http://www.sandiego.gov/eoc/>.
  - 4.3. The Bid will be declared **non-responsive** if the Bidder fails the following mandatory conditions:
    - 4.3.1. Bidder's inclusion of SLBE-ELBE certified subcontractors at the overall mandatory participation percentage identified in this document; OR
    - 4.3.2. Bidder's submission of Good Faith Effort documentation, saved in searchable Portable Document Format (PDF) and stored on Compact Disc (CD) or Digital Video Disc (DVD), demonstrating the Bidder made a good faith effort to outreach to and include SLBE-ELBE Subcontractors required

in this document within **3 Working Days** of the Bid opening if the overall mandatory participation percentage is not met.

- 4.4. For additional Equal Opportunity Contracting Program requirements, see Attachment C.
5. **PRE-BID MEETING:**
  - 5.1. There will be a Pre-Bid Meeting to discuss the scope of the Project, bidding requirements, pre-qualification process, and Equal Opportunity Contracting Program requirements and reporting procedures in the Public Works Contracts Conference Room, at 1010 Second Avenue, 14<sup>th</sup> Floor, San Diego, CA 92101, at **10:00 AM** on **JANUARY 28, 2015**.
  - 5.2. All potential bidders are encouraged to attend.
  - 5.3. To request a copy of the agenda on an alternative format, or to request a sign language or oral interpreter for this meeting, call the Public Works Contracts at (619) 533-3450 at least 5 Working Days prior to the Pre-Bid Meeting to ensure availability.
6. **CONTRACTOR REGISTRATION AND ELECTRONIC REPORTING SYSTEM:**
  - 6.1. Prior to the Award of the Contract or each Task Order, you and your Subcontractors and Suppliers must register with the City's web-based vendor registration and bid management system, BidsOnline™ hosted by PlanetBids System. For additional information go to:  
<http://www.sandiego.gov/purchasing/bids-contracts/vendorreg.shtml>.
  - 6.2. The City may not award the contract until registration of all subcontractors and suppliers is complete. In the event this requirement is not met within the time frame specified in the Notice of Intent to Award letter, the City reserves the right to rescind the Notice of Award / Intent to Award and to make the award to the next responsive and responsible bidder / proposer.
7. **JOINT VENTURE CONTRACTORS:** Provide a copy of the Joint Venture agreement and the Joint Venture license to the City within 10 Working Days after receiving the Contract forms. See 2-1.1.2, "Joint Venture Contractors" in The WHITEBOOK for details.
8. **PREVAILING WAGE RATES:** Pursuant to San Diego Municipal Code section 22.3019, construction, alteration, demolition, repair and maintenance work performed under this Contract is subject to State prevailing wage laws. For construction work performed under this Contract cumulatively exceeding \$25,000 and for alteration, demolition, repair and maintenance work performed under this Contract cumulatively exceeding \$15,000, the Contractor and its subcontractors shall comply with State prevailing wage laws including, but not limited to, the requirements listed below.
  - 8.1. **Compliance with Prevailing Wage Requirements.** Pursuant to sections 1720 through 1861 of the California Labor Code, the Contractor and its subcontractors shall ensure that all workers who perform work under this Contract are paid not less than the prevailing rate of per diem wages as determined by the Director of the California Department of Industrial Relations (DIR). This includes work performed during the design and preconstruction phases of construction including, but not limited to, inspection and land surveying work.

- 8.2.** Copies of such prevailing rate of per diem wages are on file at the City and are available for inspection to any interested party on request. Copies of the prevailing rate of per diem wages also may be found at <http://www.dir.ca.gov/OPRL/DPreWageDetermination.htm>. Contractor and its subcontractors shall post a copy of the prevailing rate of per diem wages determination at each job site and shall make them available to any interested party upon request.
- 8.3.** The wage rates determined by the DIR refer to expiration dates. If the published wage rate does not refer to a predetermined wage rate to be paid after the expiration date, then the published rate of wage shall be in effect for the life of this Contract. If the published wage rate refers to a predetermined wage rate to become effective upon expiration of the published wage rate and the predetermined wage rate is on file with the DIR, such predetermined wage rate shall become effective on the date following the expiration date and shall apply to this Contract in the same manner as if it had been published in said publication. If the predetermined wage rate refers to one or more additional expiration dates with additional predetermined wage rates, which expiration dates occur during the life of this Contract, each successive predetermined wage rate shall apply to this Contract on the date following the expiration date of the previous wage rate. If the last of such predetermined wage rates expires during the life of this Contract, such wage rate shall apply to the balance of the Contract.
- 8.4. Penalties for Violations.** Contractor and its subcontractors shall comply with California Labor Code section 1775 in the event a worker is paid less than the prevailing wage rate for the work or craft in which the worker is employed.
- 8.5. Payroll Records.** Contractor and its subcontractors shall comply with California Labor Code section 1776, which generally requires keeping accurate payroll records, verifying and certifying payroll records, and making them available for inspection. Contractor shall require its subcontractors to also comply with section 1776. Contractor and its subcontractors shall submit weekly certified payroll records online via the City's web-based Labor Compliance Program. Contractor is responsible for ensuring its subcontractors submit certified payroll records to the City.
- 8.6. Apprentices.** Contractor and its subcontractors shall comply with California Labor Code sections 1777.5, 1777.6 and 1777.7 concerning the employment and wages of apprentices. Contractor shall be held responsible for the compliance of their subcontractors with sections 1777.5, 1777.6 and 1777.7.
- 8.7. Working Hours.** Contractor and subcontractors shall comply with California Labor Code sections 1810 through 1815, including but not limited to: (i) restrict working hours on public works contracts to eight hours a day and forty hours a week, unless all hours worked in excess of 8 hours per day are compensated at not less than 1½ times the basic rate of pay; and (ii) specify penalties to be imposed on design professionals and subcontractors of \$25 per worker per day for each day the worker works more than 8 hours per day and 40 hours per week in violation of California Labor Code sections 1810 through 1815.
- 8.8. Required Provisions for Subcontracts.** Contractor shall include at a minimum a copy of the following provisions in any contract they enter into with a subcontractor: California Labor Code sections 1771, 1775, 1776, 1777.5, 1810, 1813, 1815, 1860 and 1861.

- 8.9. Labor Code Section 1861 Certification.** Contractor in accordance with California Labor Code section 3700 is required to secure the payment of compensation of its employees and by signing this Contract, Contractor certifies that “I am aware of the provisions of Section 3700 of the California Labor Code which require every employer to be insured against liability for workers’ compensation or to undertake self-insurance in accordance with the provisions of that code, and I will comply with such provisions before commencing the performance of the work of this Contract.”
- 8.10. Labor Compliance Program.** The City has its own Labor Compliance Program as authorized by the DIR. The City will withhold contract payments when payroll records are delinquent or deemed inadequate by the City or other governmental entity, or it has been established after an investigation by the City or other governmental entity that underpayment(s) have occurred.
- 9. BIDDERS MUST REGISTER WITH THE CALIFORNIA DEPARTMENT OF INDUSTRIAL RELATIONS (DIR):** Pursuant to Labor Code section 1725.5 (with limited exceptions under Labor Code section 1771.1(a)):
- 9.1.** No contractor or subcontractor may be listed on a bid proposal for a public works project submitted on or after March 1, 2015 unless registered with the Department of Industrial Relations.
- 9.2.** No contractor or subcontractor may be awarded a contract for public work on a public works project awarded on or after April 1, 2015 unless registered with the Department of Industrial.
- 9.3.** This project is subject to compliance monitoring and enforcement by the Department of Industrial Relations.
- 10. INSURANCE REQUIREMENTS:**
- 10.1.** All certificates of insurance and endorsements required by the contract are to be provided upon issuance of the City’s Notice of Intent to Award letter.
- 10.2.** Refer to sections 7-3, “LIABILITY INSURANCE”, and 7-4, “WORKERS’ COMPENSATION INSURANCE” of the Supplementary Special Provisions (SSP) for the insurance requirements which must be met.
- 11. PREQUALIFICATION OF CONTRACTORS:**
- 11.1.** Contractors submitting Bid must be pre-qualified for the total amount proposed, inclusive of all alternate items prior to the date of submittal. Bids from contractors who have not been pre-qualified as applicable and Bids that exceed the maximum dollar amount at which contractors are pre-qualified will be deemed **non-responsive** and ineligible for award. Complete information and prequalification questionnaires are available at:
- <http://www.sandiego.gov/cip/bidopps/prequalification.shtml>
- 11.2.** The completed questionnaire, financial statement, and bond letter or a copy of the contractor’s SLBE-ELBE certification and bond letter, must be submitted no later than 2 weeks prior to the bid opening to the Public Works Contracts, Prequalification Program, 1010 Second Avenue, 14<sup>th</sup> Floor, San Diego, CA 92101. For additional information or the answer to questions about the prequalification program, contact David Stucky at 619-533-3474 or [dstucky@sandiego.gov](mailto:dstucky@sandiego.gov).

12. **REFERENCE STANDARDS:** Except as otherwise noted or specified, the Work shall be completed in accordance with the following standards:

Title	Edition	Document Number
Standard Specifications for Public Works Construction (“The GREENBOOK”)	2012	PITS070112-01
City of San Diego Standard Specifications for Public Works Construction (“The WHITEBOOK”)*	2012	PITS070112-02
City of San Diego Standard Drawings*	2012	PITS070112-03
Caltrans Standard Specifications	2010	PITS070112-04
Caltrans Standard Plans	2010	PITS070112-05
California MUTCD	2012	PITS070112-06
City Standard Drawings - Updates Approved For Use (when specified)*	Varies	Varies
Standard Federal Equal Employment Opportunity Construction Contract Specifications and the Equal Opportunity Clause Dated 09-11-84	1984	769023
NOTE: *Available online under Engineering Documents and References at: <a href="http://www.sandiego.gov/publicworks/edocref/index.shtml">http://www.sandiego.gov/publicworks/edocref/index.shtml</a>		

13. **CITY'S RESPONSES AND ADDENDA:** The City at its option, may respond to any or all questions submitted in writing, via letter, or FAX in the form of an addendum. No oral comment shall be of any force or effect with respect to this solicitation. The changes to the Contract Documents through addendum are made effective as though originally issued with the Bid. The Bidders shall acknowledge the receipt of Addenda on the form provided for this purpose in the Bid.
14. **CITY'S RIGHTS RESERVED:** The City reserves the right to cancel the Notice Inviting Bids at any time, and further reserves the right to reject submitted Bids, without giving any reason for such action, at its sole discretion and without liability. Costs incurred by the Bidder(s) as a result of preparing Bids under the Notice Inviting Bids shall be the sole responsibility of each bidder. The Notice Inviting Bids creates or imposes no obligation upon the City to enter a contract.
15. **CONTRACT PRICING FORMAT:** This solicitation is for a Lump Sum contract with Unit Price provisions as set forth in the Bid Proposal Form(s), Volume 2.
16. **SUBMITTAL OF “OR EQUAL” ITEMS:** See Section 4-1.6, “Trade Names or Equals” in The WHITEBOOK and as amended in the SSP.
17. **AWARD PROCESS:**
- 17.1. The Award of this contract is contingent upon the Contractor’s compliance with all conditions precedent to Award.
- 17.2. Upon acceptance of a Bid, the City will prepare contract documents for execution within approximately 21 days of the date of the Bid opening and award the Contract approximately within 7 days of receipt of properly executed Contract, bonds, and insurance documents.



- 17.3. This contract will be deemed executed, and effective, only upon the signing of the Contract by the Mayor or designee of the City.
18. **SUBCONTRACT LIMITATIONS:** The Bidder's attention is directed to Standard Specifications for Public Works Construction, Section 2-3, "SUBCONTRACTS" in The GREENBOOK and as amended in the SSP which requires the Contractor to self-perform not less than the specified amount. Failure to comply with this requirement shall render the bid **non-responsive** and ineligible for award.
19. **AVAILABILITY OF PLANS AND SPECIFICATIONS:** Contract Documents may be obtained by visiting the City's website: <http://www.sandiego.gov/cip/>. Plans and Specifications for this contract are also available for review in the office of the City Clerk or Public Works Contracts.
20. **SUBMISSION OF QUESTIONS:**
- 20.1. The Director (or designee), of the Public Works Department is the officer responsible for opening, examining, and evaluating the competitive Bids submitted to the City for the acquisition, construction and completion of any public improvement except when otherwise set forth in these documents. All questions related to this solicitation shall be submitted to:
- Public Works Contracts  
1010 Second Avenue, 14<sup>th</sup> Floor  
San Diego, California, 92101  
Attention: [Contract Specialist listed on the front cover hereof]
- OR:
- Email address of the Contract Specialist listed on the front cover hereof.
- 20.2. Questions received less than 14 days prior to the date for opening of Bids may not be considered.
- 20.3. Clarifications deemed by the City to be material shall be issued by Addenda and uploaded to the City's online bidding service.
- 20.4. Only questions answered by formal written addenda will be binding. Oral and other interpretations or clarifications will be without legal effect. It is the Bidder's responsibility to become informed of any Addenda that have been issued and to include all such information in its Bid.
21. **ELIGIBLE BIDDERS:** No person, firm, or corporation shall be allowed to make, file, or be interested in more than one (1) Bid for the same work unless alternate Bids are called for. A person, firm or corporation who has submitted a sub-proposal to a Bidder, or who has quoted prices on materials to a Bidder, is not hereby disqualified from submitting a sub-proposal or quoting prices to other Bidders or from submitting a Bid in its own behalf. Any Bidder who submits more than one bid will result in the rejection of all bids submitted.
22. **SAN DIEGO BUSINESS TAX CERTIFICATE:** The Contractor and Subcontractors, not already having a City of San Diego Business Tax Certificate for the work contemplated shall secure the appropriate certificate from the City Treasurer, Civic Center Plaza, first floor and submit to the Contract Specialist upon request or as specified in the Contract Documents. Tax Identification numbers for both the Bidder and the listed Subcontractors must be submitted on the City provided forms with the Notice Inviting Bids and Contract forms.

- 23. PROPOSAL FORMS:** Bid shall be made only upon the Bidding Documents i.e., Proposal form attached to and forming a part of the specifications. The signature of each person signing shall be in longhand.
- 23.1.** Bidder shall complete and submit all pages in the "Bidding Document" Section (see Volume 2) as their Bid per the schedule given under "Required Documents Schedule," (see Volume 1). Bidder is requested to retain for their reference other portions of the Contract Documents that are not required to be submitted with the Bid. The entire specifications for the bid package do not need to be submitted with the bid.
  - 23.2.** The City may require any Bidder to furnish a statement of experience, financial responsibility, technical ability, equipment, and references.
  - 23.3.** Bids and certain other forms and documents as specified in the Volume 2 of 2 of the Contract Documents shall be enclosed in a sealed envelope and shall bear the title of the work and name of the Bidder and the appropriate State Contractors License designation which the Bidder holds.
  - 23.4.** Bids may be withdrawn by the Bidder prior to, but not after, the time fixed for opening of Bids.
- 24. BIDDER'S GUARANTEE OF GOOD FAITH (BID SECURITY):**
- 24.1.** Bidders shall submit Bid Security at bid time. Bid Security shall be in one of the following forms: a cashier's check, or a properly certified check upon some responsible bank; or an approved corporate surety bond payable to the City of San Diego for an amount of not less than 10% total bid amount.
  - 24.2.** This check or bond, and the monies represented thereby, will be held by the City as a guarantee that the Bidder, if awarded the contract, will in good faith enter into the contract and furnish the required final performance and payment bonds.
  - 24.3.** The Bidder agrees that in the event of the Bidder's failure to execute this contract and provide the required final bonds, the money represented by the cashier's or certified check will remain the property of the City; and the Surety agrees that it will pay to the City the damages, not exceeding the sum of 10% of the amount of the Bid, that the City may suffer as a result of such failure.
  - 24.4.** A Bid received without the specified bid security may be rejected as **non-responsive**.
- 25. AWARD OF CONTRACT OR REJECTION OF BIDS:**
- 25.1.** This contract may be awarded to the lowest responsible and reliable Bidder.
  - 25.2.** Bidders shall complete the entire Bid schedule (also referred to as "schedule of prices" or Proposal form). Incomplete price schedules will be rejected as being non-responsive.
  - 25.3.** The City reserves the right to reject any or all Bids, and to waive any informality or technicality in Bids received and any requirements of these specifications as to bidding procedure.
  - 25.4.** Bidders will not be released on account of their errors of judgment. Bidders may be released only upon receipt by the City from the Bidder within 3 Working Days, excluding Saturdays, Sundays, and state holidays, after the opening of Bids, of written notice which includes proof of honest, credible, clerical error of material

nature, free from fraud or fraudulent intent, and of evidence that reasonable care was observed in the preparation of the Bid.

- 25.5. A non-selected Bidder may protest award of the Contract to the selected Bidder by submitting a written "Notice of Intent to Protest" including supporting documentation which shall be received by Public Works Contracts no later than 10 days after the City's announcement of the selected Bidder or no later than 10 days from the date that the City issues notice of designation of a Bidder as non-responsible in accordance with San Diego Municipal Code Chapter 2, § 22.3029, "Protests of Contract Award."
- 25.6. The City of San Diego will not discriminate with regard to race, religious creed, color, national origin, ancestry, physical handicap, marital status, sex or age, in the award of contracts.
- 25.7. Each Bid package properly executed as required by these specifications shall constitute a firm offer, which may be accepted by the City within the time specified in the Proposal.
- 25.8. The City reserves the right to evaluate all Bids and determine the lowest Bidder on the basis of any proposed alternates, additive items or options, at its discretion that will be disclosed in the Volume 2 of 2.

**26. BID RESULTS:**

- 26.1. The Bid opening by the City shall constitute the public announcement of the Apparent Low Bidder. In the event that the Apparent Low Bidder is subsequently deemed non-responsive or non-responsible, a public announcement will be posted in the City's web page <http://www.sandiego.gov/cip/index.shtml>, with the name of the newly designated Apparent Low Bidder.
- 26.2. To obtain Bid results, either attend Bid opening, review the results on the City's web site, or provide a self-addressed, stamped envelope, referencing Bid number, and Bid tabulation will be mailed to you upon verification of extensions. Bid results cannot be given over the telephone.

**27. THE CONTRACT:**

- 27.1. The Bidder to whom award is made shall execute a written contract with the City of San Diego and furnish good and approved bonds and insurance certificates specified by the City within 14 days after receipt by Bidder of a form of contract for execution unless an extension of time is granted to the Bidder in writing.
- 27.2. If the Bidder takes longer than 14 days to fulfill these requirements, then the additional time taken shall be added to the Bid guarantee. The Contract shall be made in the form adopted by the City, which includes the provision that no claim or suit whatsoever shall be made or brought by Contractor against any officer, agent, or employee of the City for or on account of anything done or omitted to be done in connection with this contract, nor shall any such officer, agent, or employee be liable hereunder.
- 27.3. If the Bidder to whom the award is made fails to enter into the contract as herein provided, the award may be annulled and the Bidder's Guarantee of Good Faith will be subject to forfeiture. An award may be made to the next lowest responsible and reliable Bidder who shall fulfill every stipulation embraced herein as if it were the party to whom the first award was made.

- 27.4.** Pursuant to the San Diego City Charter section 94, the City may only award a public works contract to the lowest responsible and reliable Bidder. The City will require the Apparent Low Bidder to (i) submit information to determine the Bidder's responsibility and reliability, (ii) execute the Contract in form provided by the City, and (iii) furnish good and approved bonds and insurance certificates specified by the City within 14 Days, unless otherwise approved by the City, in writing after the Bidder receives notification from the City, designating the Bidder as the Apparent Low Bidder and formally requesting the above mentioned items.
- 27.5.** The award of the Contract is contingent upon the satisfactory completion of the above mentioned items and becomes effective upon the signing of the Contract by the Mayor or designee. If the Apparent Low Bidder does not execute the Contract or submit required documents and information, the City may award the Contract to the next lowest responsible and reliable Bidder who shall fulfill every condition precedent to award. A corporation designated as the Apparent Low Bidder shall furnish evidence of its corporate existence and evidence that the officer signing the Contract and bond for the corporation is duly authorized to do so.
- 28. EXAMINATION OF PLANS, SPECIFICATIONS, AND SITE OF WORK:** The Bidder shall examine carefully the Project Site, the Plans and Specifications, other materials as described in the Special Provisions, Section 2-7, and the proposal forms (e.g., Bidding Documents). The submission of a Bid shall be conclusive evidence that the Bidder has investigated and is satisfied as to the conditions to be encountered, as to the character, quality, and scope of Work, the quantities of materials to be furnished, and as to the requirements of the Bidding Documents Proposal, Plans, and Specifications.
- 29. CITY STANDARD PROVISIONS:** This contract is subject to the following standard provisions. See The WHITEBOOK for details.
- 29.1.** The City of San Diego Resolution No. R-277952 adopted on May 20, 1991 for a Drug-Free Workplace.
- 29.2.** The City of San Diego Resolution No. R-282153 adopted on June 14, 1993 related to the Americans with Disabilities Act.
- 29.3.** The City of San Diego Municipal Code §22.3004 for Pledge of Compliance.
- 29.4.** The City of San Diego's Labor Compliance Program and the State of California Labor Code §§1771.5(b) and 1776.
- 29.5.** Sections 1777.5, 1777.6, and 1777.7 of the State of California Labor Code concerning the employment of apprentices by contractors and subcontractors performing public works contracts.
- 29.6.** The City's Equal Benefits Ordinance (EBO), Chapter 2, Article 2, Division 43 of The San Diego Municipal Code (SDMC).
- 29.7.** The City's Information Security Policy (ISP) as defined in the City's Administrative Regulation 90.63.
- 30. PRE-AWARD ACTIVITIES:**
- 30.1.** The selected contractor by the City to execute a contract for this Work shall provide the information required within the time specified in "Required Documents," of this bid package. Failure to provide the information within the time specified may result in the Bid being rejected as **non-responsive**.

**30.2.** If the Bid is rejected as non-responsive, the selected contractor by the City to execute a contract for this Work shall forfeit the required Bid. The decision that the selected contractor by the City to execute a contract for this Work is non-responsive for failure to provide the information required within the time specified shall be at the sole discretion of the City.

**31. PHASED FUNDING:**

For additional Phased Funding Provisions, see Attachment B.

**32. ADDITIVE/DEDUCTIVE ALTERNATES:**

**32.1.** The additive/deductive alternates have been established to allow the City to compare the cost of specific portions of the Work with the Project’s budget and enable the City to make decision prior to award. The award will be established as described in the Bid. The City reserves the right to award the Contract for the Base Bid only or the Base Bid plus any combination of Additive and Deductive Alternate(s).

**32.2.** For water pipeline projects, the Maps (Appendix H) typically show all cut and plug and connection work to be performed by City Forces. However, Bidders shall refer to Bidding Documents to see if all or part of this work will be performed by the Contractor.

**33. REQUIRED DOCUMENT SCHEDULE:**

**33.1.** The Bidder’s attention is directed to the City’s Municipal Code §22.0807(e), (3)-(5) for important information regarding grounds for debarment for failure to submit required documentation.

**33.2.** The specified Equal Opportunity Contracting Program (EOCP) forms are available for download from the City’s web site at:

<http://www.sandiego.gov/eoc/forms/index.shtml>

<b>ITEM</b>	<b>WHEN DUE</b>	<b>FROM</b>	<b>DOCUMENT TO BE SUBMITTED</b>
1.	BID SUBMITTAL DATE/TIME	ALL BIDDERS	Bid
2.	BID SUBMITTAL DATE/TIME	ALL BIDDERS	Bid Bond
3.	BID SUBMITTAL DATE/TIME	ALL BIDDERS	Non-collusion Affidavit to be Executed By Bidder and Submitted with Bid under 23 USC 112 and PCC 7106
4.	BID SUBMITTAL DATE/TIME	ALL BIDDERS	Contractors Certification of Pending Actions
5.	BID SUBMITTAL DATE/TIME	ALL BIDDERS	Equal Benefits Ordinance Certification of Compliance
6.	BID SUBMITTAL DATE/TIME	ALL BIDDERS	Form AA35 - List of Subcontractors
7.	BID SUBMITTAL DATE/TIME	ALL BIDDERS	Form AA40 - Named Equipment/Material Supplier List
8.	BID SUBMITTAL DATE/TIME	ALL BIDDERS	Form AA45 - Subcontractors Additive/Deductive Alternate

<b>ITEM</b>	<b>WHEN DUE</b>	<b>FROM</b>	<b>DOCUMENT TO BE SUBMITTED</b>
9.	WITHIN 3 WORKING DAYS OF BID OPENING	ALL BIDDERS	SLBE Good Faith Efforts Documentation
10.	WITHIN 3 WORKING DAYS OF BID OPENING WITH GOOD FAITH EFFORT DOCUMENTATION	ALL BIDDERS	Form AA60 – List of Work Made Available
11.	WITHIN 3 WORKING DAYS OF BID OPENING WITH GOOD FAITH EFFORT DOCUMENTATION	ALL BIDDERS	Proof of Valid DBE-MBE-WBE-DVBE Certification Status e.g., Certs.
12.	WITHIN 10 WORKING DAYS AFTER RECEIPT BY BIDDER OF CONTRACT FORMS	APPARENT LOW BIDDER	Phased Funding Schedule Agreement (when required)
13.	WITHIN 10 WORKING DAYS AFTER RECEIPT BY BIDDER OF CONTRACT FORMS	APPARENT LOW BIDDER	<ul style="list-style-type: none"> <li>• Pre-Award Schedule (Phased Funded Contracts Only)</li> </ul>
14.	WITHIN 10 WORKING DAYS AFTER RECEIPT BY BIDDER OF CONTRACT FORMS	APPARENT LOW BIDDER	Names of the principal individual owners of the Apparent Low Bidder
15.	WITHIN 10 WORKING DAYS AFTER RECEIPT BY BIDDER OF CONTRACT FORMS	APPARENT LOW BIDDER	If the Contractor is a Joint Venture: <ul style="list-style-type: none"> <li>• Joint Venture Agreement</li> <li>• Joint Venture License</li> </ul>
16.	WITHIN 10 WORKING DAYS AFTER RECEIPT BY BIDDER OF CONTRACT FORMS	APPARENT LOW BIDDER	Form BB05 - Work Force Report
17.	WITHIN 10 WORKING DAYS AFTER RECEIPT BY BIDDER OF CONTRACT FORMS	APPARENT LOW BIDDER	Contract Forms - Agreement
18.	WITHIN 10 WORKING DAYS AFTER RECEIPT BY BIDDER OF CONTRACT FORMS	APPARENT LOW BIDDER	Contract Forms - Payment and Performance Bond
19.	WITHIN 10 WORKING DAYS AFTER RECEIPT BY BIDDER OF CONTRACT FORMS	APPARENT LOW BIDDER	Certificates of Insurance and Endorsements
20.	WITHIN 10 WORKING DAYS AFTER RECEIPT BY BIDDER OF CONTRACT FORMS	APPARENT LOW BIDDER	Contractor Certification - Drug-Free Workplace
21.	WITHIN 10 WORKING DAYS AFTER RECEIPT BY BIDDER OF CONTRACT FORMS	APPARENT LOW BIDDER	Contractor Certification - American with Disabilities Act
22.	WITHIN 10 WORKING DAYS AFTER RECEIPT BY BIDDER OF CONTRACT FORMS	APPARENT LOW BIDDER	Contractors Standards - Pledge of Compliance

**CONTRACT FORMS  
AGREEMENT**

## CONTRACT FORMS

---

### CONSTRUCTION CONTRACT

This contract is made and entered into between THE CITY OF SAN DIEGO, a municipal corporation, herein called "City", and BURTECH PIPELINE, INC., herein called "Contractor" for construction of **AC Water & Sewer Group 1004**; Bid No. **K-15-1310-DBB-3**, in the amount of TWO MILLION TWO HUNDRED TWENTY-ONE THOUSAND FIVE HUNDRED SEVENTY-NINE DOLLARS AND 26/100 (\$2,221,579.26), which is comprised of the Base Bid plus Alternates A and B.

IN CONSIDERATION of the payments to be made hereunder and the mutual undertakings of the parties hereto, City and Contractor agree as follows:

1. The following are incorporated into this contract as though fully set forth herein:
  - (a) The attached Faithful Performance and Payment Bonds.
  - (b) The attached Proposal included in the Bid documents by the Contractor.
  - (c) Reference Standards listed in the Notice Inviting Bids and the Supplementary Special Provisions (SSP).
  - (d) That certain documents entitled **AC Water & Sewer Group 1004** on file in the office of the Public Works Department as Document No. **B-14146, B-14148**, as well as all matters referenced therein.
2. The Contractor shall perform and be bound by all the terms and conditions of this contract and in strict conformity therewith shall perform and complete in a good and workmanlike manner **AC Water & Sewer Group 1004**; Bid Number **K-15-1310-DBB-3**, San Diego, California.
3. For such performances, the City shall pay to Contractor the amounts set forth at the times and in the manner and with such additions or deductions as are provided for in this contract, and the Contractor shall accept such payment in full satisfaction of all claims incident to such performances.
4. No claim or suit whatsoever shall be made or brought by Contractor against any officer, agent, or employee of the City for or on account of anything done or omitted to be done in connection with this contract, nor shall any such officer, agent, or employee be liable hereunder.
5. This contract is effective as of the date that the Mayor or designee signs the agreement.



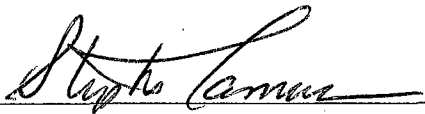
**CONTRACT FORMS (continued)**


IN WITNESS WHEREOF, this Agreement is signed by the City of San Diego, acting by and through its Mayor or designee, pursuant to Municipal Code §22.3102 authorizing such execution.

**THE CITY OF SAN DIEGO**

**APPROVED AS TO FORM AND LEGALITY**

Jan I. Goldsmith, City Attorney

By 

By 

Print Name: Stephen Samara  
Principal Contract Specialist (Acting)

Print Name: Pedro De Lara, Jr.  
Deputy City Attorney

Date: 4-3-15

Date: 4/3/15

**CONTRACTOR**

By 

Print Name: BURTECH PIPELINE INC.  
DOMINIC J. BURTECH

Title: PRESIDENT & CEO

Date: 03/09/2015

City of San Diego License No.: B1996002066

State Contractor's License No.: 718202

**CONTRACT FORMS  
ATTACHMENTS**

**CONTRACT FORMS ATTACHMENTS  
PERFORMANCE BOND AND LABOR AND MATERIALMEN'S BOND**

---

**FAITHFUL PERFORMANCE BOND AND LABOR AND MATERIALMEN'S BOND:**

BURTECH PIPELINE, INCORPORATED, a corporation, as principal, and NORTH AMERICAN SPECIALTY INSURANCE COMPANY, a corporation authorized to do business in the State of California, as Surety, hereby obligate themselves, their successors and assigns, jointly and severally, to The City of San Diego a municipal corporation in the sum of TWO MILLION TWO HUNDRED TWENTY-ONE THOUSAND FIVE HUNDRED SEVENTY-NINE DOLLARS AND 26/100 (\$2,221,579.26) for the faithful performance of the annexed contract, and in the sum of TWO MILLION TWO HUNDRED TWENTY-ONE THOUSAND FIVE HUNDRED SEVENTY-NINE DOLLARS AND 26/100 (\$2,221,579.26) for the benefit of laborers and materialmen designated below.

**Conditions:**

If the Principal shall faithfully perform the annexed contract AC Water & Sewer Group 1004; Bid Number K-15-1310-DBB-3, San Diego, California then the obligation herein with respect to a faithful performance shall be void; otherwise it shall remain in full force.

If the Principal shall promptly pay all persons, firms and corporations furnishing materials for or performing labor in the execution of this contract, and shall pay all amounts due under the California Unemployment Insurance Act then the obligation herein with respect to laborers and materialmen shall be void; otherwise it shall remain in full force.

The obligation herein with respect to laborers and materialmen shall inure to the benefit of all persons, firms and corporations entitled to file claims under the provisions of Chapter 3 of Division 5 of Title I of the Government Code of the State of California or under the provisions of Section 3082 et seq. of the Civil Code of the State of California.

Changes in the terms of the annexed contract or specifications accompanying same or referred to therein shall not affect the Surety's obligation on this bond, and the Surety hereby waives notice of same.

**CONTRACT FORMS ATTACHMENTS (continued)**  
**PERFORMANCE BOND AND LABOR AND MATERIALMEN'S BOND**

---


The Surety shall pay reasonable attorney's fees should suit be brought to enforce the provisions of this bond.

Dated MARCH 6, 2015

Approved as to Form and Legality

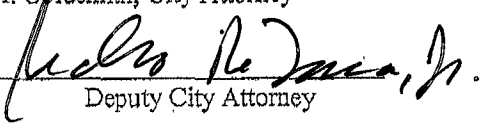
BURTECH PIPELINE, INCORPORATED

Principal

By 


DOMINIC J. BURTECH, JR., PRESIDENT  
Printed Name of Person Signing for Principal

Jan I. Goldsmith, City Attorney

By   
Deputy City Attorney

NORTH AMERICAN  
SPECIALTY INSURANCE COMPANY

Surety

By 

Attorney-in-fact  
MARK D. IATAROLA, ATTORNEY-IN-FACT

Approved:

By   
Principal Contract Specialist (Acting)

6 HUTTON CENTRE DRIVE, SUITE 850

Local Address of Surety

SANTA ANA, CA 92707

Local Address (City, State) of Surety

714/550-7799

Local Telephone No. of Surety

PREMIUM IS FOR CONTRACT TERM  
AND IS SUBJECT TO ADJUSTMENT  
BASED ON FINAL CONTRACT PRICE

Premium \$ 16,199.00

Bond No. 2193960

**CALIFORNIA ALL-PURPOSE ACKNOWLEDGMENT**

**CIVIL CODE § 1189**


A notary public or other officer completing this certificate verifies only the identity of the individual who signed the document to which this certificate is attached, and not the truthfulness, accuracy, or validity of that document.

State of California )  
County of SAN DIEGO )  
On 3/6/2015 before me, MICHELLE M. BASUIL, NOTARY PUBLIC,  
*Date Here Insert Name and Title of the Officer*  
personally appeared MARK D. IATAROLA  
*Name(s) of Signer(s)*

who proved to me on the basis of satisfactory evidence to be the person~~(s)~~ whose name~~(s)~~ is/~~are~~ subscribed to the within instrument and acknowledged to me that he/~~she/they~~ executed the same in his/~~her/their~~ authorized capacity~~(ies)~~, and that by his/~~her/their~~ signature~~(s)~~ on the instrument the person~~(s)~~, or the entity upon behalf of which the person~~(s)~~ acted, executed the instrument.

I certify under PENALTY OF PERJURY under the laws of the State of California that the foregoing paragraph is true and correct.

WITNESS my hand and official seal.



Signature *Michelle M. Basuil*  
*Signature of Notary Public*

*Place Notary Seal Above*

**OPTIONAL**

*Though this section is optional, completing this information can deter alteration of the document or fraudulent reattachment of this form to an unintended document.*

**Description of Attached Document**

Title or Type of Document: \_\_\_\_\_ Document Date: \_\_\_\_\_

Number of Pages: \_\_\_\_\_ Signer(s) Other Than Named Above: \_\_\_\_\_

**Capacity(ies) Claimed by Signer(s)**

Signer's Name: MARK D. IATAROLA

- Corporate Officer — Title(s): \_\_\_\_\_
- Partner —  Limited  General
- Individual  Attorney in Fact
- Trustee  Guardian or Conservator
- Other: \_\_\_\_\_

Signer Is Representing: \_\_\_\_\_

Signer's Name: \_\_\_\_\_

- Corporate Officer — Title(s): \_\_\_\_\_
- Partner —  Limited  General
- Individual  Attorney in Fact
- Trustee  Guardian or Conservator
- Other: \_\_\_\_\_

Signer Is Representing: \_\_\_\_\_

NAS SURETY GROUP

NORTH AMERICAN SPECIALTY INSURANCE COMPANY
WASHINGTON INTERNATIONAL INSURANCE COMPANY

GENERAL POWER OF ATTORNEY

KNOW ALL MEN BY THESE PRESENTS, THAT North American Specialty Insurance Company, a corporation duly organized and existing under laws of the State of New Hampshire, and having its principal office in the City of Manchester, New Hampshire, and Washington International Insurance Company, a corporation organized and existing under the laws of the State of New Hampshire and having its principal office in the City of Schaumburg, Illinois, each does hereby make, constitute and appoint:

JOHN G. MALONEY, HELEN MALONEY, MICHELLE M. BASUIL,

GLENDIA J. ROONEY, and MARK D. IATAROLA

JOINTLY OR SEVERALLY

Its true and lawful Attorney(s)-in-Fact, to make, execute, seal and deliver, for and on its behalf and as its act and deed, bonds or other writings obligatory in the nature of a bond on behalf of each of said Companies, as surety, on contracts of suretyship as are or may be required or permitted by law, regulation, contract or otherwise, provided that no bond or undertaking or contract or suretyship executed under this authority shall exceed the amount of:

FIFTY MILLION (\$50,000,000.00) DOLLARS

This Power of Attorney is granted and is signed by facsimile under and by the authority of the following Resolutions adopted by the Boards of Directors of both North American Specialty Insurance Company and Washington International Insurance Company at meetings duly called and held on the 9th of May, 2012:

"RESOLVED, that any two of the Presidents, any Managing Director, any Senior Vice President, any Vice President, any Assistant Vice President, the Secretary or any Assistant Secretary be, and each or any of them hereby is authorized to execute a Power of Attorney qualifying the attorney named in the given Power of Attorney to execute on behalf of the Company bonds, undertakings and all contracts of surety, and that each or any of them hereby is authorized to attest to the execution of any such Power of Attorney and to attach therein the seal of the Company; and it is

FURTHER RESOLVED, that the signature of such officers and the seal of the Company may be affixed to any such Power of Attorney or to any certificate relating thereto by facsimile, and any such Power of Attorney or certificate bearing such facsimile signatures or facsimile seal shall be binding upon the Company when so affixed and in the future with regard to any bond, undertaking or contract of surety to which it is attached."



By [Signature] Steven P. Anderson, Senior Vice President of Washington International Insurance Company & Senior Vice President of North American Specialty Insurance Company




By [Signature] David M. Layman, Vice President of Washington International Insurance Company & Vice President of North American Specialty Insurance Company

IN WITNESS WHEREOF, North American Specialty Insurance Company and Washington International Insurance Company have caused their official seals to be hereunto affixed, and these presents to be signed by their authorized officers this 9th day of May, 2014.

North American Specialty Insurance Company
Washington International Insurance Company

State of Illinois
County of Cook ss:

On this 9th day of May, 2014, before me, a Notary Public personally appeared Steven P. Anderson, Senior Vice President of Washington International Insurance Company and Senior Vice President of North American Specialty Insurance Company and David M. Layman, Vice President of Washington International Insurance Company and Vice President of North American Specialty Insurance Company, personally known to me, who being by me duly sworn, acknowledged that they signed the above Power of Attorney as officers of and acknowledged said instrument to be the voluntary act and deed of their respective companies.



[Signature] Donna D. Sklens, Notary Public

I, Jeffrey Goldberg, the duly elected Assistant Secretary of North American Specialty Insurance Company and Washington International Insurance Company, do hereby certify that the above and foregoing is a true and correct copy of a Power of Attorney given by said North American Specialty Insurance Company and Washington International Insurance Company, which is still in full force and effect.

IN WITNESS WHEREOF, I have set my hand and affixed the seals of the Companies this 6th day of MARCH, 2015.

[Signature] Jeffrey Goldberg, Vice President & Assistant Secretary of Washington International Insurance Company & North American Specialty Insurance Company

# California Acknowledgment Form

A notary public or other officer completing this certificate verifies only the identity of the individual who signed the document to which this certificate is attached, and not the truthfulness, accuracy, or validity of that document.


State of California }  
County of San Diego } ss.

On 3/9/18 before me, Arthur P. Arquilla, Notary Public  
(here insert name and title of the officer)  
personally appeared Dominic Butech

who proved to me on the basis of satisfactory evidence to be the person(s) whose name(s) is/are subscribed to the within instrument and acknowledged to me that he/she/they executed the same in his/her/their authorized capacity(ies), and that by his/her/their signature(s) on the instrument the person(s), or the entity upon behalf of which the person(s) acted, executed the instrument.

I certify under PENALTY OF PERJURY under the laws of the State of California that the foregoing paragraph is true and correct.

Seal



WITNESS my hand and official seal.

Arthur P. Arquilla  
Signature of Notary

## Optional Information

To help prevent fraud, it is recommended that you provide information about the attached document below.  
\*\*\*This is not required under California State notary public law.\*\*\*

Document Title: \_\_\_\_\_ # of Pages: \_\_\_\_\_

## Notes

---

---

---

---

---

---

---

---

---

---

# CONTRACTOR CERTIFICATION

---


## DRUG-FREE WORKPLACE

PROJECT TITLE: AC Water & Sewer Group 1004

I hereby certify that I am familiar with the requirements of San Diego City Council Policy No. 100-17 regarding Drug-Free Workplace as outlined in the WHITEBOOK, Section 7-13.3, "Drug-Free Workplace", of the project specifications, and that;

BURTECH PIPELINE INCORPORATED  
(Name under which business is conducted)

has in place a drug-free workplace program that complies with said policy. I further certify that each subcontract agreement for this project contains language which indicates the subcontractor's agreement to abide by the provisions of subdivisions a) through c) of the policy as outlined.

Signed  \_\_\_\_\_

Printed Name DOMINIC J. BURTECH

Title PRESIDENT & CEO



# CONTRACTOR CERTIFICATION

---

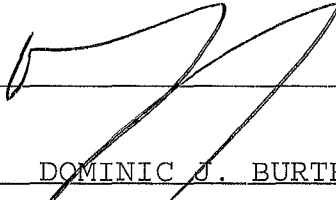
## AMERICAN WITH DISABILITIES ACT (ADA) COMPLIANCE CERTIFICATION

PROJECT TITLE: AC Water & Sewer Group 1004

I hereby certify that I am familiar with the requirements of San Diego City Council Policy No. 100-4 regarding the American With Disabilities Act (ADA) outlined in the WHITEBOOK, Section 7-13.2, "American With Disabilities Act", of the project specifications, and that;

BURTECH PIPELINE INCORPORATED  
(Name under which business is conducted)

has in place a workplace program that complies with said policy. I further certify that each subcontract agreement for this project contains language which indicates the subcontractor's agreement to abide by the provisions of the policy as outlined.

Signed  \_\_\_\_\_

Printed Name DOMINIC J. BURTECH

Title PRESIDENT & CEO

# CONTRACTOR CERTIFICATION


## CONTRACTOR STANDARDS – PLEDGE OF COMPLIANCE

PROJECT TITLE: AC Water & Sewer Group 1004

I declare under penalty of perjury that I am authorized to make this certification on behalf of BURTECH PIPELINE INCORPORATED, as Contractor, that I am familiar with the requirements of City of San Diego Municipal Code § 22.3224 regarding Contractor Standards as outlined in the WHITEBOOK, Section 7-13.4, ("Contractor Standards"), of the project specifications, and that Contractor has complied with those requirements.

I further certify that each of the Contractor's subcontractors whose subcontracts are greater than \$50,000 in value has completed a Pledge of Compliance attesting under penalty of perjury of having complied with City of San Diego Municipal Code § 22.3224.

Dated this 9TH Day of MARCH, 2015.

Signed  \_\_\_\_\_

Printed Name DOMINIC J. BURTECH

Title PRESIDENT & CEO

**AFFIDAVIT OF DISPOSAL**

**WHEREAS**, on the \_\_\_\_\_ DAY OF \_\_\_\_\_, 2\_\_\_\_\_ the undersigned entered into and executed a contract with the City of San Diego, a municipal corporation, for:

**AC Water & Sewer Group 1004**

(Name of Project)

as particularly described in said contract and identified as Bid No. **K-15-1310-DBB-3**; SAP No. (WBS/IO/CC) **B-14146, B-14148**; and **WHEREAS**, the specification of said contract requires the Contractor to affirm that "all brush, trash, debris, and surplus materials resulting from this project have been disposed of in a legal manner"; and **WHEREAS**, said contract has been completed and all surplus materials disposed of:

\_\_\_\_\_  
\_\_\_\_\_  
\_\_\_\_\_

**NOW, THEREFORE**, in consideration of the final payment by the City of San Diego to said Contractor under the terms of said contract, the undersigned Contractor, does hereby affirm that all surplus materials as described in said contract have been disposed of at the following location(s)

\_\_\_\_\_  
\_\_\_\_\_  
\_\_\_\_\_

and that they have been disposed of according to all applicable laws and regulations.

Dated this \_\_\_\_\_ DAY OF \_\_\_\_\_, \_\_\_\_\_.

\_\_\_\_\_  
Contractor  
by

**ATTEST:**

State of \_\_\_\_\_  
County of \_\_\_\_\_

On this \_\_\_\_\_ DAY OF \_\_\_\_\_, 2\_\_\_\_\_, before the undersigned, a Notary Public in and for said County and State, duly commissioned and sworn, personally appeared \_\_\_\_\_ known to me to be the \_\_\_\_\_ Contractor named in the foregoing Release, and whose name is subscribed thereto, and acknowledged to me that said Contractor executed the said Release.

Notary Public in and for said County and State

# ATTACHMENTS

**ATTACHMENT A**  
**SCOPE OF WORK**

## SCOPE OF WORK

1. **SCOPE OF WORK:** This project will replace-in-place approximately 7,030 linear feet of existing 6-inch diameter AC water pipeline with approximately 7,030 linear feet of 8-inch and 12-inch diameter polyvinyl chloride pipeline. The projects will also replace-in-place approximately 2,197 linear feet of 8-inch sewer pipeline. Associated appurtenances and accessories include water services, valves, trust blocks, sewer manholes, sewer laterals and new pedestrian ramps.
  - 1.1. The Work shall be performed in accordance with:
    - 1.1.1. The Notice Inviting Bids, inclusive.
2. **CONSTRUCTION COST:** The City's estimated construction cost for this contract is **\$2,408,979**.
3. **LOCATION OF WORK:** See Appendix E - Location Map.
4. **CONTRACT TIME:** The Contract Time for completion of the Work shall be **220 Working Days**.
5. **CONTRACTOR'S LICENSE CLASSIFICATION:** In accordance with the provisions of California Law, the Contractor shall possess valid appropriate license(s) at the time that the Bid is submitted. Failure to possess the specified license(s) shall render the Bid as **non-responsive** and shall act as a bar to award of the Contract to any Bidder not possessing required license(s) at the time of Bid.
  - 5.1. The City has determined the following licensing classifications for this contract:

Option	Classifications
1	CLASS A
2	CLASS C34

- 5.2. The Bidder shall satisfy the licensing requirement by meeting **at least** one of the listed options.

**ATTACHMENT B**  
**PHASED FUNDING PROVISIONS**

## PHASED FUNDING PROVISIONS

### 1. PHASED FUNDING:

- 1.1. For phased funded contracts, the City typically secures enough funds for the first 90 days of the contract prior to award. Within 10 Working Days after Bid opening date the Apparent Low Bidder must contact the Project Manager to discuss fund availability and the duration of the first phase and submit the Pre-Award Schedule to the City for approval and preparation of the first Phased Funding Schedule Agreement.
- 1.2. The Apparent Low Bidder will be required to provide a Pre-award Schedule in accordance with 6-1, "CONSTRUCTION SCHEDULE AND COMMENCEMENT OF THE WORK" and 9-3, "PAYMENT" prior to award of Contract.
- 1.3. If the Bid submitted by the Apparent Low Bidder is rejected by the City for any reason, then within 5 Working Days after receiving notice, the next Apparent Low Bidder must provide the Pre-Award Schedule. This process will continue until the City has selected the Apparent Low Bidder or have decided to reject all Bids.
- 1.4. The first Phased Funding Schedule Agreement must show the fund availability for the first phase. Within 22 Working Days from the date of the Bid Opening or notice to the next Apparent Low Bidder (whichever occurs last) and once a Pre-Award Schedule is accepted by the City, the City will present the first Phased Funding Schedule Agreement to you when you are selected as the Apparent Low Bidder as defined in the City's Municipal Code, §22.3003.
- 1.5. At the City's request, you must meet with the City's project manager before execution of the first Phased Funding Schedule Agreement to discuss his or her comments and requests for revision to the Pre-Award Schedule.
- 1.6. Your failure to perform the following may result in the Bid being rejected as **non-responsive**:
  1. meet with the City's project manager, if requested to do so, to discuss and respond to the City's comments regarding the Pre-Award Schedule,
  2. revise the Pre-Award Schedule as requested by the City within the specified 22 Working Days timeframe, or
  3. execute the first Phased Funding Schedule Agreement within a day after receipt.



**PHASED FUNDING SCHEDULE AGREEMENT**

Check one:

- First Phased Funding Schedule Agreement
- Final Phased Funding Schedule Agreement

**BID NUMBER:** K-15-1310-DBB-3

**CONTRACT OR TASK TITLE:** AC WATER & SEWER GROUP 1004

**CONTRACTOR:** BURTECH PIPELINE INC.

Funding Phase	Phase Description	Phase Start	Phase Finish	Not-to-Exceed Amount
1	Replace 7,030 LF of existing 6-inch diameter AC water pipeline with approximately 7,030 LF of 8-inch/12-inch PVC pipe. Replace 2,217 LF of 8-inch sewer pipeline. The work also includes sewer laterals, manhole replacement, curb ramps and street resurfacing. (Appendix H of specification: Schedule of work)	05/2015	05/2016	\$2,221,579.26
Total				\$2,221,579.26

Notes:

- (1) City Supplement 9-3.6, "PHASED FUNDING COMPENSATION" applies.
- (2) The total of all funding phases shall be equal to the TOTAL BID PRICE as shown on BID SCHEDULE 1 - PRICES.
- (3) This PHASED FUNDING SCHEDULE AGREEMENT will be incorporated into the CONTRACT and shall only be revised by a written modification to the CONTRACT.

CITY OF SAN DIEGO

By: [Signature]

Name: José G. Gallardo

Project Manager

Department Name: PIPE WORKS - ENGINEERING

Date: 03/02/2015

CONTRACTOR

By: [Signature]

Name: BURTECH PIPELINE INC.  
DOMINIC J. BURTECH

Title: PRESIDENT & CEO

Date: 3/2/2015

-END OF PHASED FUNDING SCHEDULE AGREEMENT-

**ATTACHMENT C**  
**EQUAL OPPORTUNITY CONTRACTING PROGRAM**

## **EQUAL OPPORTUNITY CONTRACTING PROGRAM REQUIREMENTS**

1. To The WHITEBOOK, Chapter 10, Sections D and E, DELETE each in its entirety, and SUBSTITUTE with the following:

### **D. CITY'S EQUAL OPPORTUNITY COMMITMENT.**

#### **1. Nondiscrimination in Contracting Ordinance.**

1. The Contractor, Subcontractors and Suppliers shall comply with requirements of the City's Nondiscrimination in Contracting Ordinance, San Diego Municipal Code §§22.3501 through 22.3517.

The Contractor shall not discriminate on the basis of race, gender, religion, national origin, ethnicity, sexual orientation, age, or disability in the solicitation, selection, hiring, or treatment of subcontractors, vendors, or suppliers. The Contractor shall provide equal opportunity for subcontractors to participate in subcontracting opportunities. The Contractor understands and agrees that violation of this clause shall be considered a material breach of the contract and may result in contract termination, debarment, or other sanctions.

The Contractor shall include the foregoing clause in all contracts between the Contractor and Subcontractors and Suppliers.

2. Disclosure of Discrimination Complaints. As part of its Bid or Proposal, the Bidder shall provide to the City a list of all instances within the past 10 years where a complaint was filed or pending against Bidder in a legal or administrative proceeding alleging that Bidder discriminated against its employees, subcontractors, vendors, or suppliers, and a description of the status or resolution of that complaint, including any remedial action taken.
3. Upon the City's request, the Contractor agrees to provide to the City, within 60 days, a truthful and complete list of the names of all Subcontractors and Suppliers that the Contractor has used in the past 5 years on any of its contracts that were undertaken within San Diego County, including the total dollar amount paid by the Contractor for each subcontract or supply contract.
4. The Contractor further agrees to fully cooperate in any investigation conducted by the City pursuant to the City's Nondiscrimination in Contracting Ordinance, Municipal Code §§22.3501 through 22.3517. The Contractor understands and agrees that violation of this clause shall be considered a material breach of the Contract and may result in remedies being ordered against the Contractor up to and including contract termination, debarment and other sanctions for violation of the provisions of the Nondiscrimination in Contracting Ordinance. The Contractor further understands and agrees that the procedures,

remedies and sanctions provided for in the Nondiscrimination in Contracting Ordinance apply only to violations of the Ordinance.

**E. EQUAL EMPLOYMENT OPPORTUNITY OUTREACH PROGRAM.**

1. The Contractor, Subcontractors and Suppliers shall comply with the City's Equal Employment Opportunity Outreach Program, San Diego Municipal Code §§22.2701 through 22.2707.

The Contractor shall not discriminate against any employee or applicant for employment on any basis prohibited by law. Contractor shall provide equal opportunity in all employment practices. Prime Contractor shall ensure their subcontractors comply with this program. Nothing in this section shall be interpreted to hold a prime contractor liable for any discriminatory practice of its subcontractors.

The Contractor shall include the foregoing clause in all contracts between the Contractor and Subcontractors and Suppliers.

2. If the Contract is competitively solicited, the selected Bidder shall submit a Work Force Report (Form BB05), within 10 Working Days after receipt by the Bidder of Contract forms to the City for approval as specified in the Notice of Intent to Award letter from the City.
3. If a Work Force Report is submitted, and the City determines there are under-representations when compared to County Labor Force Availability data, the selected Bidder shall submit an Equal Employment Opportunity Plan.
4. If the selected Bidder submits an Equal Employment Opportunity Plan, it shall include the following assurances:
  1. The Contractor shall maintain a working environment free of discrimination, harassment, intimidation and coercion at all sites and in all facilities at which the Contractor's employees are assigned to work.
  2. The Contractor reviews its EEO Policy, at least annually, with all on-site supervisors involved in employment decisions.
  3. The Contractor disseminates and reviews its EEO Policy with all employees at least once a year, posts the policy statement and EEO posters on all company bulletin boards and job sites, and documents every dissemination, review and posting with a written record to identify the time, place, employees present, subject matter, and disposition of meetings.
  4. The Contractor reviews, at least annually, all supervisors' adherence to and performance under the EEO Policy and maintains written documentation of these reviews.

5. The Contractor discusses its EEO Policy Statement with subcontractors with whom it anticipates doing business, includes the EEO Policy Statement in its subcontracts, and provides such documentation to the City upon request.
6. The Contractor documents and maintains a record of all bid solicitations and outreach efforts to and from subcontractors, contractor associations and other business associations.
7. The Contractor disseminates its EEO Policy externally through various media, including the media of people of color and women, in advertisements to recruit, maintains files documenting these efforts, and provides copies of these advertisements to the City upon request.
8. The Contractor disseminates its EEO Policy to union and community organizations.
9. The Contractor provides immediate written notification to the City when any union referral process has impeded the Contractor's efforts to maintain its EEO Policy.
10. The Contractor maintains a current list of recruitment sources, including those outreaching to people of color and women, and provides written notification of employment opportunities to these recruitment sources with a record of the organizations' responses.
11. The Contractor maintains a current file of names, addresses and phone numbers of each walk-in applicant, including people of color and women, and referrals from unions, recruitment sources, or community organizations with a description of the employment action taken.
12. The Contractor encourages all present employees, including people of color and women employees, to recruit others.
13. The Contractor maintains all employment selection process information with records of all tests and other selection criteria.
14. The Contractor develops and maintains documentation for on-the-job training opportunities, participates in training programs, or both for all of its employees, including people of color and women, and establishes apprenticeship, trainee, and upgrade programs relevant to the Contractor's employment needs.
15. The Contractor conducts, at least annually, an inventory and evaluation of all employees for promotional opportunities and encourages all employees to seek and prepare appropriately for such opportunities.
16. The Contractor ensures the company's working environment and activities are non-segregated except for providing separate or single-user toilets and necessary changing facilities to assure privacy between the sexes.

**ATTACHMENT D**  
**INTENTIONALLY LEFT BLANK**

**ATTACHMENT E**  
**SUPPLEMENTARY SPECIAL PROVISIONS**

## **SUPPLEMENTARY SPECIAL PROVISIONS**

The following Supplementary Special Provisions (SSP) modifies the following documents:

- 1) Standard Specifications for Public Works Construction (The GREENBOOK) currently in effect.
  - 2) The City of San Diego Standard Specifications for Public Works Construction (The WHITEBOOK).
- 

### **SECTION 1 – TERMS, DEFINITIONS, ABBREVIATIONS, UNITS OF MEASURE, AND SYMBOLS**

#### **1-2 TERMS AND DEFINITIONS.**

**Normal Working Hours.** To the City Supplement, ADD the following:

The Normal Working Hours are 8:30 AM to 3:30 PM.

### **SECTION 2 - SCOPE AND CONTROL OF WORK**

#### **2-3.2 Self Performance.** DELETE in its entirety and SUBSTITUTE with the following:

You must perform, with your own organization, Contract work amounting to at least 50% of the base bid alone or base bid and any additive or deductive alternate(s) that together when added or deducted form the basis of award.

#### **2-5.3.1 General.** To the City Supplement, ADD the following

7. For products for which an AML is available, products listed in the AML shall be used. A submittal review will be conducted for products not identified on an AML on a case-by-case basis when:
  - a) The product type or category is not in the AML.
  - b) The AML does not list at least two available manufacturers of the product.
  - c) The material or manufacturer listed in the AML is no longer available. Documentation to substantiate the product is no longer available or in production is required as part of the submittal.

In the case of conducting a submittal review when required by the Plans or Special Provisions, or when requested by the Engineer, all submittals shall be accompanied by the City's submittal form.

The Product Submittal Form is available for download at:

<http://www.sandiego.gov/publicworks/edocref/index.shtml>



**2-5.3.2 Working Drawings.** TABLE 2-5.3.2(A), ADD the following:

Item	Section No.	Title	Subject
17	306-1.6	Water Valve Bypass for Mainlines 16" and Larger	SDW-154 *

\* Note: The distance dimensions shown between the bypass pipes and between bypass pipes and the mainlines are subject to change to field conditions.

**2-9.2 Survey Services.** DELETE in its entirety and SUBSTITUTE with the following:

The Contractor through a licensed surveyor shall perform and be responsible for the accuracy of surveying the new water main and all its appurtenances. The following items shall be included in the survey file:

1. All projects based on NAD83 (Zone 6 - epoch 91.35), CCS27coordinates & MSL elevations (NGVD29).
2. Street center line and (record width) right-of-way will be shown.
3. Project geometry (.alg) files will be generated for use in InRoads.
4. 3D surface model (.DTM, break line and spot elevation) file.
5. Spot Elevations of the new main at each intersection, midblock and for any change in grade
6. Monuments
7. Right of Way lines
8. Curb Lines (top curb and gutter)
9. Water Valves
10. Water Meters
11. Water Vaults/Manholes
12. Fire Hydrants

The Contractor shall use the above survey information to produce the Red -lines drawings as described in section 2-5.4 "Red-Lines and Record Documents." The Survey information shall be provided to the Engineer on a CD along with the Red-lines drawings.

**ADD:**

**2-9.2.1 Payment.** Full compensation for performing survey service on the new water and sewer main shall be included in the contract Bid item for "Survey Service".

**2-11.1.1 General.** To the City Supplement, item 2, ADD the following:

Time lapse video robotic cameras must provide a clear view of backfill and compaction operations. When this is not possible if camera is mounted on excavator, camera must be mounted on a portable tower or similar device and repositioned as Work progresses.

**2-14.3 Coordination.** To the City Supplement, ADD the following:

Other adjacent City projects are scheduled for construction for the same time period in the vicinity of Morena Blvd. See Appendix F for approximate location. Coordinate the Work with the adjacent projects as listed below:

- a) False Bay Emergency, Rolf Lee (619-533-4660)
- b) 2MCTP-Mid Coastal Trolley Extension, Joe Myers (619-533-6632)

**SECTION 4 - CONTROL OF MATERIALS**

**4-1.3.6 Preapproved Materials.** To the City Supplement, ADD the following:

- 3. You shall submit in writing a list of all products to be incorporated in the Work that are on the AML.

**4-1.6 Trade Names or Equals.** ADD the following:

You must submit your list of proposed substitutions for “an equal” (“or equal”) item(s) **no later than 5 Working Days after the determination of the Apparent Low Bidder** and on the City’s Product Submittal Form available at:

<http://www.sandiego.gov/publicworks/edocref/index.shtml>

**SECTION 6 - PROSECUTION, PROGRESS AND ACCEPTANCE OF WORK**

**6-7.1 General.** To the City Supplement, ADD the following:

- 5. For Water projects where shutdowns of 16 inch and larger pipes are required, there is a shutdown moratorium from May until October. Contractor shall plan and schedule work accordingly. No additional payment or working days will be granted for delays due to this moratorium.
- 6. 30 Working days for full depth asphalt final mill and resurfacing work required per SDG-107.

**SECTION 7 - RESPONSIBILITIES OF THE CONTRACTOR**

**7-3 LIABILITY INSURANCE.** DELETE in its entirety and SUBSTITUTE with the following:

The insurance provisions herein must not be construed to limit your indemnity obligations contained in the Contract.

**7-3.1 Policies and Procedures.**

- 1. You must procure the insurance described below, at its sole cost and expense, to provide coverage against claims for loss including injuries to persons or damage to property, which may arise out of or in connection with the performance of the Work by you, your agents, representatives, officers, employees or Subcontractors.
- 2. Insurance coverage for property damage resulting from your operations is on a replacement cost valuation. The market value will not be accepted.
- 3. You must maintain this insurance for the duration of this contract and at all times thereafter when you are correcting, removing, or replacing Work in accordance with

this contract. Your liabilities under the Contract, e.g., your indemnity obligations, is not deemed limited to the insurance coverage required by this contract.

4. Payment for insurance is included in the various items of Work as bid by you, and except as specifically agreed to by the City in writing, you are not entitled to any additional payment. Do not begin any work under this contract until you have provided and the City has approved all required insurance.
5. Policies of insurance must provide that the City is entitled to 30 days (10 days for cancellation due to non-payment of premium) prior written notice of cancellation or non-renewal of the policy. Maintenance of specified insurance coverage is a material element of the Contract. Your failure to maintain or renew coverage or to provide evidence of renewal during the term of the Contract may be treated by the City as a material breach of the Contract.

**7-3.2 Types of Insurance.**

**7-3.2.1 Commercial General Liability Insurance.**

1. Commercial General Liability Insurance must be written on the current version of the ISO Occurrence form CG 00 01 07 98 or an equivalent form providing coverage at least as broad.
2. The policy must cover liability arising from premises and operations, XCU (explosions, underground, and collapse), independent contractors, products/completed operations, personal injury and advertising injury, bodily injury, property damage, and liability assumed under an insured’s contract (including the tort liability of another assumed in a business contract).
3. There must be no endorsement or modification limiting the scope of coverage for either “insured vs. insured” claims or contractual liability. You must maintain the same or equivalent insurance for at least 10 years following completion of the Work.
4. All costs of defense must be outside the policy limits. Policy coverage must be in liability limits of not less than the following:

<u>General Annual Aggregate Limit</u>	<u>Limits of Liability</u>
Other than Products/Completed Operations	\$2,000,000
Products/Completed Operations Aggregate Limit	\$2,000,000
Personal Injury Limit	\$1,000,000
Each Occurrence	\$1,000,000

**7-3.2.2 Commercial Automobile Liability Insurance.**

1. You must provide a policy or policies of Commercial Automobile Liability Insurance written on the current version of the ISO form CA 00 01 12 90 or later version or equivalent form providing coverage at least as broad in the amount of \$1,000,000 combined single limit per accident, covering bodily

injury and property damage for owned, non-owned, and hired automobiles (“Any Auto”).

2. All costs of defense must be outside the limits of the policy.

### **7-3.2.3 Contractors Pollution Liability Insurance.**

1. You must procure and maintain at your expense or require Subcontractor, as described below to procure and maintain, the Contractors Pollution Liability Insurance including contractual liability coverage to cover liability arising out of cleanup, removal, storage, or handling of hazardous or toxic chemicals, materials, substances, or any other pollutants by you or any Subcontractor in an amount not less than \$2,000,000 limit for bodily injury and property damage.
2. All costs of defense must be outside the limits of the policy. Any such insurance provided by Subcontractor instead of you must be approved separately in writing by the City.
3. For approval of a substitution of Subcontractor’s insurance, you must certify that all activities for which the Contractors Pollution Liability Insurance will provide coverage will be performed exclusively by the Subcontractor providing the insurance. The deductible must not exceed \$25,000 per claim.
4. Contractual liability must include coverage of tort liability of another party to pay for bodily injury or property damage to a third person or organization. There must be no endorsement or modification of the coverage limiting the scope of coverage for either “insured vs. insured” claims or contractual liability.
5. Occurrence based policies must be procured before the Work commences and must be maintained for the Contract Time. Claims Made policies must be procured before the Work commences, must be maintained for the Contract Time, and must include a 12 month extended Claims Discovery Period applicable to this contract or the existing policy or policies must continue to be maintained for 12 months after the completion of the Work without advancing the retroactive date.
6. Except as provided for under California law, the policy or policies must provide that the City is entitled to 30 days prior written notice (10 days for cancellation due to non-payment of premium) of cancellation or non-renewal of the policy or policies.

### **7-3.2.4 Contractors Hazardous Transporters Pollution Liability Insurance.**

1. You must provide at your expense or require Subcontractor to provide, as described below Contractors Hazardous Transporters Pollution Liability Insurance including contractual liability coverage to cover liability arising out of transportation of hazardous or toxic, materials, substances, or any other pollutants by you or any Subcontractor in an amount not less than \$2,000,000 limit per occurrence/aggregate for bodily injury and property damage.

2. All costs of defense must be outside the limits of the policy. The deductible must not exceed \$25,000 per claim. Any such insurance provided by a subcontractor instead of you must be approved separately in writing by the City.
3. For approval of the substitution of Subcontractor's insurance the Contractor shall certify that all activities for which Contractors Hazardous Transporters Pollution Liability Insurance will provide coverage will be performed exclusively by the Subcontractor providing the insurance.
4. Contractual liability must include coverage of tort liability of another party to pay for bodily injury or property damage to a third person or organization. There must be no endorsement or modification of the coverage limiting the scope of coverage for either "insured vs. insured" claims or contractual liability. Occurrence based policies must be procured before the Work commences and must be maintained for the duration of this contract. Claims Made policies must be procured before the Work commences, must be maintained for the duration of this contract, and must include a 12 month extended Claims Discovery Period applicable to this contract or the existing policy or policies must continue to be maintained for 12 months after the completion of the Work under this contract without advancing the retroactive date.
5. Except as provided for under California law, the policy or policies must provide that the City is entitled to 30 days prior written notice (10 days for cancellation due to non-payment of premium) of cancellation or non-renewal of the policy or policies.

**7-3.2.5 Contractors Builders Risk Property Insurance.**

1. You must provide at its expense, and maintain until Final Acceptance of the Work, a Special Form Builders Risk Policy or Policies. This insurance must be in an amount equal to the replacement cost of the completed Work (without deduction for depreciation) including the cost of excavations, grading, and filling. The policy or policies limits must be 100% of this contract value of the Work plus 15% to cover administrative costs, design costs, and the costs of inspections and construction management.
2. Insured property must include material or portions of the Work located away from the Site but intended for use at the Site, and must cover material or portions of the Work in transit. The policy or policies must include as insured property scaffolding, falsework, and temporary buildings located at the Site. The policy or policies must cover the cost of removing debris, including demolition.
3. The policy or policies must provide that all proceeds thereunder must be payable to the City as Trustee for the insured, and must name the City, the Contractor, Subcontractors, and Suppliers of all tiers as named insured. We as Trustee will collect, adjust, and receive all monies which may become due and payable under the policy or policies, may compromise any and all claims thereunder, and will apply the proceeds of such insurance to the repair, reconstruction, or replacement of the Work.
4. Any deductible applicable to the insurance must be identified in the policy or policies documents and responsibility for paying the part of any loss not covered

because of the application of such deductibles must be apportioned among the parties except for the City as follows: if there is more than one claimant for a single occurrence, then each claimant must pay a pro-rata share of the per occurrence deductible based upon the percentage of their paid claim to the total paid for insured. The City must be entitled to 100% of its loss. The Contractor must pay the City any portion of that loss not covered because of a deductible, at the same time the proceeds of the insurance are paid to the City as trustee.

5. Any insured, other than the City, making claim to which a deductible applies must be responsible for 100% of the loss not insured because of the deductible. Except as provided for under California law, the policy or policies must provide that the City is entitled to 30 days prior written notice (10 days for cancellation due to non-payment of premium) of cancellation or non-renewal of the policy or policies.

**7-3.3 Rating Requirements.** Except for the State Compensation Insurance Fund, all insurance required by this contract as described herein must be carried only by responsible insurance companies with a rating of, or equivalent to, at least “A-, VI” by A.M. Best Company, that are authorized by the California Insurance Commissioner to do business in the State, and that have been approved by the City.

**7-3.3.1 Non-Admitted Carriers.** The City will accept insurance provided by non-admitted, “surplus lines” carriers only if the carrier is authorized to do business in the State and is included on the List of Approved Surplus Lines Insurers (LASLI list).

All policies of insurance carried by non-admitted carriers must be subject to all of the requirements for policies of insurance provided by admitted carriers described herein.

**7-3.4 Evidence of Insurance.** Furnish to the City documents e.g., certificates of insurance and endorsements evidencing the insurance required herein, and furnish renewal documentation prior to expiration of this insurance. Each required document must be signed by the insurer or a person authorized by the insurer to bind coverage on its behalf. We reserve the right to require complete, certified copies of all insurance policies required herein.

**7-3.5 Policy Endorsements.**

**7-3.5.1 Commercial General Liability Insurance.**

**7-3.5.1.1 Additional Insured.**

- a) You must provide at your expense policy endorsement written on the current version of the ISO Occurrence form CG 20 10 11 85 or an equivalent form providing coverage at least as broad.
- b) To the fullest extent allowed by law e.g., California Insurance Code §11580.04, the policy must be endorsed to include the City and its respective elected officials, officers, employees, agents, and representatives as additional insured.
- c) The additional insured coverage for projects for which the Engineer’s Estimate is \$1,000,000 or more must include liability arising out of: (a)

Ongoing operations performed by you or on your behalf, (b) your products, (c) your work, e.g., your completed operations performed by you or on your behalf, or (d) premises owned, leased, controlled, or used by you.

- d) The additional insured coverage for projects for which the Engineer's Estimate is less than \$1,000,000 must include liability arising out of: (a) Ongoing operations performed by you or on your behalf, (b) your products, or (c) premises owned, leased, controlled, or used by you.

**7-3.5.1.2 Primary and Non-Contributory Coverage.** The policy must be endorsed to provide that the coverage with respect to operations, including the completed operations, if appropriate, of the Named Insured is primary to any insurance or self-insurance of the City and its elected officials, officers, employees, agents and representatives. Further, it must provide that any insurance maintained by the City and its elected officials, officers, employees, agents and representatives must be in excess of your insurance and must not contribute to it.

**7-3.5.1.3 Project General Aggregate Limit.** The policy or policies must be endorsed to provide a Designated Construction Project General Aggregate Limit that will apply only to the Work. Only claims payments which arise from the Work must reduce the Designated Construction Project General Aggregate Limit. The Designated Construction Project General Aggregate Limit must be in addition to the aggregate limit provided for the products-completed operations hazard.

**7-3.5.2 Commercial Automobile Liability Insurance.**

**7-3.5.2.1 Additional Insured.** Unless the policy or policies of Commercial Auto Liability Insurance are written on an ISO form CA 00 01 12 90 or a later version of this form or equivalent form providing coverage at least as broad, the policy must be endorsed to include the City and its respective elected officials, officers, employees, agents, and representatives as additional insured, with respect to liability arising out of automobiles owned, leased, hired or borrowed by you or on your behalf. This endorsement is limited to the obligations permitted by California Insurance Code §11580.04.

**7-3.5.3 Contractors Pollution Liability Insurance Endorsements.**

**7-3.5.3.1 Additional Insured.**

- a) The policy or policies must be endorsed to include as an Insured the City and its respective elected officials, officers, employees, agents, and representatives, with respect to liability arising out of: (a) Ongoing operations performed by you or on your behalf, (b) your products, (c) your work, e.g., your completed operations performed by you or on your behalf, or (d) premises owned, leased, controlled, or used by you; except that in connection with, collateral to, or affecting any construction contract to which the provisions of subdivision (b) of § 2782 of the California Civil Code apply, this endorsement must not provide any duty of indemnity coverage for the active negligence of the City and its respective elected officials, officers, employees, agents, and representatives in any case where an agreement to indemnify the City and its respective elected officials, officers, employees, agents, and representatives would be invalid under subdivision (b) of §2782 of the California Civil Code.

- b) In any case where a claim or loss encompasses the negligence of the Insured and the active negligence of the City and its respective elected officials, officers, employees, agents, and representatives that is not covered because of California Insurance Code §11580.04, the insurer's obligation to the City and its respective elected officials, officers, employees, agents, and representatives must be limited to obligations permitted by California Insurance Code §11580.04.

**7-3.5.3.2 Primary and Non-Contributory Coverage.** The policy or policies must be endorsed to provide that the insurance afforded by the Contractors Pollution Liability Insurance policy or policies is primary to any insurance or self-insurance of the City and its elected officials, officers, employees, agents and representatives with respect to operations including the completed operations of the Named Insured. Any insurance maintained by the City and its elected officials, officers, employees, agents and representatives must be in excess of your insurance and must not contribute to it.

**7-3.5.3.3 Severability of Interest.** For Contractors Pollution Liability Insurance, the policy or policies must provide that your insurance must apply separately to each insured against whom claim is made or suit is brought, except with respect to the limits of the insurer's liability and must provide cross-liability coverage.

**7-3.5.4 Contractors Hazardous Transporters Pollution Liability Insurance Endorsements.**

**7-3.5.4.1 Additional Insured.**

- a) The policy or policies must be endorsed to include as an Insured the City and its respective elected officials, officers, employees, agents, and representatives, with respect to liability arising out of: (a) Ongoing operations performed by you or on your behalf, (b) your products, (c) your work, e.g., your completed operations performed by you or on your behalf, or (d) premises owned, leased, controlled, or used by you; except that in connection with, collateral to, or affecting any construction contract to which the provisions of subdivision (b) of §2782 of the California Civil Code apply, this endorsement must not provide any duty of indemnity coverage for the active negligence of the City and its respective elected officials, officers, employees, agents, and representatives in any case where an agreement to indemnify the City and its respective elected officials, officers, employees, agents, and representatives would be invalid under subdivision (b) of §2782 of the California Civil Code.
- b) In any case where a claim or loss encompasses the negligence of the Insured and the active negligence of the City and its respective elected officials, officers, employees, agents, and representatives that is not covered because of California Insurance Code §11580.04, the insurer's obligation to the City and its respective elected officials, officers, employees, agents, and representatives must be limited to obligations permitted by California Insurance Code §11580.04.

**7-3.5.4.2 Primary and Non-Contributory Coverage.** The policy or policies must be endorsed to provide that the insurance afforded by the Contractors Pollution Liability Insurance policy or policies is primary to any insurance or self-insurance of the City and its elected officials, officers, employees, agents and representatives with respect to operations including the completed operations of the Named Insured. Any insurance



maintained by the City and its elected officials, officers, employees, agents and representatives must be in excess of your insurance and must not contribute to it.

**7-3.5.4.3 Severability of Interest.** For Contractors Hazardous Transporters Pollution Liability Insurance, the policy or policies must provide that your insurance must apply separately to each insured against whom claim is made or suit is brought, except with respect to the limits of the insurer's liability and must provide cross-liability coverage.

**7-3.5.5 Builders Risk Endorsements.**

**7-3.5.5.1 Waiver of Subrogation.** The policy or policies must be endorsed to provide that the insurer will waive all rights of subrogation against the City, and its respective elected officials, officers, employees, agents, and representatives for losses paid under the terms of the policy or policies and which arise from work performed by the Named Insured for the City.

**7-3.5.5.2 Builders Risk - Partial Utilization.** If the City desire to occupy or use a portion or portions of the Work prior to Acceptance in accordance with this contract, the City will notify you and you must immediately notify your Builder's Risk insurer and obtain an endorsement that the policy or policies must not be cancelled or lapse on account of any such partial use or occupancy. You must obtain the endorsement prior to our occupation and use.

**7-3.6 Deductibles and Self-Insured Retentions.** You must pay for all deductibles and self-insured retentions. You must disclose deductibles and self-insured retentions to the City at the time the evidence of insurance is provided.

**7-3.7 Reservation of Rights.** The City reserves the right, from time to time, to review your insurance coverage, limits, deductibles and self-insured retentions to determine if they are acceptable to the City. The City will reimburse you, without overhead, profit, or any other markup, for the cost of additional premium for any coverage requested by the Engineer but not required by this contract.

**7-3.8 Notice of Changes to Insurance.** You must notify the City 30 days prior to any material change to the policies of insurance provided under this contract.

**7-3.9 Excess Insurance.** Policies providing excess coverage must follow the form of the primary policy or policies e.g., all endorsements.

**7-4 WORKERS' COMPENSATION INSURANCE.** DELETE in its entirety and SUBSTITUTE with the following:

**7-4.1 Workers' Compensation Insurance and Employers Liability Insurance.**

1. In accordance with the provisions of §3700 of the California Labor Code, you must provide at your expense Workers' Compensation Insurance and Employers Liability Insurance to protect you against all claims under applicable state workers compensation laws. The City, its elected officials, and employees will not be responsible for any claims in law or equity occasioned by your failure to comply with the requirements of this section.

2. Limits for this insurance must be not less than the following:

Workers' Compensation                      Statutory Employers Liability

Bodily Injury by Accident	\$1,000,000 each accident
Bodily Injury by Disease	\$1,000,000 each employee
Bodily Injury by Disease	\$1,000,000 policy limit

3. By signing and returning the Contract you certify that you are aware of the provisions of §3700 of the Labor Code which require every employer to be insured against liability for worker's compensation or to undertake self-insurance in accordance with the provisions of that code and you must comply with such provisions before commencing the Work as required by §1861 of the California Labor Code.

**7-4.1.1 Waiver of Subrogation.** The policy or policies must be endorsed to provide that the insurer will waive all rights of subrogation against the City, and its respective elected officials, officers, employees, agents, and representatives for losses paid under the terms of the policy or policies and which arise from work performed by the Named Insured for the City.

**7-8.6 Water Pollution Control.** ADD the following:

1. Based on a preliminary assessment by the City, the Contract is subject to WPCP.

**7-10.5.3 Steel Plate Covers.** Table 7-10.5.3(A), REVISE the plate thickness for 5'-3" trench width to read 1 ¾".

**7-15 INDEMNIFICATION AND HOLD HARMLESS AGREEMENT.** To the City Supplement, fourth paragraph, last sentence, DELETE in its entirety and SUBSTITUTE with the following:

Your duty to indemnify and hold harmless does not include any claims or liability arising from the established active or sole negligence, or willful misconduct of the City, its officers, or employees.

**7-16 COMMUNITY LIAISON.** To the City Supplement, DELETE in its entirety and SUSBTITUTE with the following:

**ADD:**

**7-16 COMMUNITY OUTREACH.**

**7-16.1 General.**

1. To ensure consistency with the City's community outreach plan for the project, the City will work with the Contractor to inform the public (which includes, but is not limited to, property owners, renters, homeowners, business owners, recreational users, and other community members and stakeholders) of construction impacts. Efforts by the Contractor to mitigate construction impacts by communicating with the public require close coordination and cooperation with the City.

2. The Contractor will perform the community outreach activities required throughout the Contract Time.
3. The Contractor shall closely coordinate the Work with the businesses, institutions, residents and property owners impacted by the Project. Example duties of the Contractor include notification to the businesses, institutions and residents of the commencement of construction activities not less than 5 days in advance, coordination of access for vehicular and pedestrian traffic to businesses, institutions and residences impacted by the Project, reporting of Contractor activities at all Project progress meetings scheduled by the Engineer, attendance to the Project Pre-construction Meeting, attendance at 2 community meetings, response to community questions and complaints related to Contractor activities, and written documentation including logging in all inquiries and complaints received into the City's Public Contact Log located on the City's SDSHare site:

<http://sdshare/forums/ecp/PITS/picr/Lists/Public%20Contact%20Log/AllItems.aspx>

4. The Contractor shall execute the Information Security Policy Acknowledgement Form - For Non-City Employees within 15 days of the award of the Contract if:
  - a) The contact information for the Contractor is made available on any outreach materials or;
  - b) The Contractor will be the primary point of contact to resolve project related inquiries and complaints.
5. Electronic Communication.

All inquiries and complaints will be logged in to the City's SDSHare site within 24 hours of receipt of inquiries and complaints.

Any updates or a resolution of inquiries, and complaints shall be documented in the City's SDSHare site within 24 hours.

Copies of email communications shall be saved on to the City's SDSHare site as individually as an Outlook Message Format (\*.msg).

All graphics, photos, and other electronic files associated with the inquiries and or complaints shall be saved into the individual record.

6. **When specified**, present your Exclusive Community Liaison to the Engineer, in writing, within 15 days of the award of the Contract.

#### **7-16.2 Submittals.**

1. The Contractor shall submit to the Resident Engineer, for review and approval, all drafts of letters, notices, postcards, door hangers, signs, mailing lists, proposed addresses for hand-delivery, and any other notices and letters that are to be mailed and or distributed to the public.

- a. Prior to distributing or mailing, the Contractor shall submit final drafts of letters, notices, postcards, door hangers, signs, and any other notices and letters to the Resident Engineer for final review and approval.
  - b. After distributing or mailing, the Contractor shall submit verification of delivery and any copies of returned notices to the Resident Engineer.
2. The Contractor will use the City's SDSShare site to identify and summarize communications (via phone, in person, and email) with the public the within 24 hours of receipt, even if the Contractor's response to the individual is still incomplete. The Contractor will upload to the City's SDSShare site copies of all written, electronic, and verbal communications and conversations with the public.

**7-16.3 Public Notice by Contractor.**

1. Furnish and distribute public notices in the form of door hangers using the City's format to all occupants and/or property owners along streets where Work is to be performed at least 5 days before starting the Work as directed by the Resident Engineer.
2. For all Work on private property, contact each owner and occupant individually a minimum of 15 days prior to the Work. If the Work has been delayed, re-notify owners and occupants of the new Work schedule, as directed by the Resident Engineer.

**7-16.4 Quality Assurance.**

1. During the course of community outreach, the Contractor shall ensure the character of all persons that conduct community outreach (distributing door hangers, attending community meetings, interacting with the public, etc.), on behalf of the Contractor:
  - a. Have the ability to speak and comprehend English and/or Spanish, as appropriate for the community or public they are informing,
  - b. Possess and display easily verifiable and readable personal identification that identifies the person as an employee of the Contractor,
  - c. Have the interpersonal skills to effectively, professionally, and tactfully represent the project, Contractor, and City to the public.

**7-16.5 Communications with the Public.**

1. The Contractor shall provide updates on construction impacts to the Resident Engineer. The Contractor shall notify the Resident Engineer in advance about time-sensitive construction impacts and may be required to distribute construction impact notices to the public on short notice.
2. The Contractor shall incorporate community outreach activities related to construction impacts in the baseline schedule and update the Resident Engineer with each week's submittal of the Three-Week Look Ahead Schedule.

3. At the request of the Resident Engineer, the Contractor shall attend and participate in project briefings at community meetings.
4. The Contractor shall coordinate with the Resident Engineer on all responses and actions taken to address public inquiries and complaints within 24-hours that they are received.

**7-16.6 Communications with Media.**

1. The City may allow members of the media access to its construction site(s) on a case-by-case basis only.
2. Occasionally, members of the media may show up at construction sites, uninvited. Members of the media (including, but not limited to newspaper, magazine, radio, television, bloggers, and videographers) do not have the legal right to be in the construction site without the City's permission.
3. In the event media representatives arrive near or on the construction site(s), the Contractor shall keep them off the site(s), in a courteous and professional manner, until a Public Information Officer is available to meet them at an approved location.
4. The Contractor shall report all members of the media visits to the Resident Engineer as quickly as possible, so that the City's Public Information Officer can meet with the members of the media at the construction site(s).
5. If the City allows members of the media to access a construction site, the Contractor shall allow the City to escort the media representatives while they are on the construction site and shall ensure their safety.
6. The Contractor shall require media representatives to sign in and out of the Site Visitor Log and to use Personal Protective Equipment.
7. The Contractor has a right to speak to members of the media about its company and its role on the project. All other questions shall be referred to the City.

**7-16.7.1 Exclusive Community Liaison Work Plan.** The Work plan for the Exclusive Community Liaison shall address the items of Work specified in these specifications. Present your Exclusive Community Liaison and submit your exclusive community outreach plan (in writing) **as specified** within 15 days of the Award of the Contract.

**7-16.8 Payment.** The Payment for the community outreach and public notices is included in the various Bid items. The payment for exclusive community liaison is in the bid item for "Exclusive Community Liaison Services."

**7-20 ELECTRONIC COMMUNICATION.** ADD the following:

Virtual Project Manager will be used on this contract.

**SECTION 9 - MEASUREMENT AND PAYMENT**

**9-3.2.5 Withholding of Payment.** To the City Supplement, item i), DELETE in its entirety and SUBSTITUTE with the following:

- i) Your failure to comply with 7-2.3, "PAYROLL RECORDS" and 2-16, "CONTRACTOR REGISTRATION AND ELECTRONIC REPORTING SYSTEM."

**ADD:**

**9-3.7 Compensation Adjustments for Price Index Fluctuations.** This Contract is not subject to the provisions of The WHITEBOOK for Compensation Adjustments for Price Index Fluctuations for the paving asphalt.

**SECTION 203 – BITUMINOUS MATERIALS**

**203-15 RUBBER POLYMER MODIFIED SLURRY (RPMS).** To the City Supplement, CORRECT section numbering as follows:

<b>OLD SECTION NUMBER</b>	<b>TITLE</b>	<b>NEW SECTION NUMBER</b>
<b>203-15</b>	<b>RUBBER POLYMER MODIFIED SLURRY (RPMS)</b>	<b>203-16</b>
<b>203-15.1</b>	<b>General</b>	<b>203-16.1</b>
<b>203-15.2</b>	<b>Materials</b>	<b>203-16.2</b>
<b>203-15.3</b>	<b>Composition and Grading</b>	<b>203-16.3</b>
<b>203-15.4</b>	<b>Mix Design</b>	<b>203-16.4</b>

ADD the following:

RPMS shall be used on this contract.

**SECTION 207 – PIPE**

**207-9.2.3 Fittings.** To the City Supplement, ADD the following:

- 8. Flange gaskets shall be 3.2mm (1/8") thick acrylic or aramid fibers bound with nitrile for all sizes of pipe. Gaskets shall be full-face type with pre-punched holes free of asbestos material. All insulating flange kits require full face gaskets.

**207-17.2.3 Pipe Manufacturer.** To the City Supplement, DELETE in its entirety and SUBSTITUTE with the following:

PVC products as manufactured or distributed by J-M Manufacturing Company shall not be used on the Contract for pressurized pipe **unless specified otherwise.**

**207-26.4 Butterfly Valves.** To the City Supplement, Paragraph (2), DELETE the last sentence.

To the City Supplement, Paragraph (3,) DELETE in its entirety and SUBSTITUTE with the following:

3. The operator shall be manual with a 2” (50 mm) square operating nut, and shall open the valve when turned counterclockwise.

**207-27 FUSIBLE NON-PRESSURE POLYVINYLCHLORIDE PIPE.** DELETE in its entirety.

**SECTION 209 – STREET LIGHTING AND TRAFFIC SIGNAL MATERIALS**

**209-6.4 Induction Cobra Head Luminaire.** To the City Supplement, CORRECT certain section numbering as follows:

<b>OLD SECTION NUMBER</b>	<b>TITLE</b>	<b>NEW SECTION NUMBER</b>
<b>209-6.4.7</b>	<b>Luminaire Identification</b>	<b>209-6.4.8</b>
<b>209-6.4.8</b>	<b>Photometric Documentation</b>	<b>209-6.4.9</b>
<b>209-6.4.9</b>	<b>Quality Assurance</b>	<b>209-6.4.10</b>

**SECTION 212 - LANDSCAPE AND IRRIGATION MATERIALS**

**ADD:**

**212-3.2.2.3 Trench Marker Tape.** To the City Supplement, DELETE in its entirety and SUBSTITUTE with the following:

- a) Trench marker tape shall be 6” wide and consist of a minimum 5.0 mil, five-ply 100% virgin polyethylene which is acid, alkaline and corrosion resistant. Elongation properties and tensile strength of not less than 7,800 psi shall be in accordance with ASTM D882-80A. The trench marker tape for water lines shall have a minimum 20 gauge solid aluminum foil core, adhered to a 2.55 mil polyethylene backing.
- b) Tape color and legend shall be placed beneath the top protective layer subject to the following:
  1. Blue with “Caution Potable Water Line Buried Below” for Water mainlines and over pipe sleeves.
  2. Purple with “Caution Recycled/Reclaimed Water Line Buried Below” for recycled water irrigation mainlines.
  3. Red with “Caution Electric Line Buried Below” for electrical lines servicing the irrigation system, including, but not limited to, 110/220v power to irrigation controllers and pumps, communication cables and irrigation direct burial control wires to remote control valves.

4. Green with “Caution Sewer Line Buried Below” for Sewer mainlines and over pipe sleeves.

### **SECTION 300 – EARTHWORK**

**300-1.4 Payment.** To the City Supplement, paragraph (2), DELETE in its entirety and SUBSTITUTE with the following:

2. Payment for existing pavement removal and disposal of up to 12” thick, within the excavation e.g., trench limits, shall be included in the Bid item for installation of the mains or the Work item that requires pavement removal.

### **SECTION 302 – ROADWAY SURFACING**

**302-3 PREPARATORY REPAIR WORK.** To the City Supplement, DELETE in its entirety and SUBSTITUTE with the following:

**302-3 PREPARATORY REPAIR WORK.**

1. Prior to roadway resurfacing or the application of slurry, the Contractor shall complete all necessary preparation and repair work to the road segment e.g., tree trimming, weed spray, weed abatement, crack sealing, asphalt repair, hump removal, miscellaneous asphalt patching, removal of raised pavement markers, removal of pavement markings, etc. and as specified in the Special Provisions.
2. Preparatory work shall include, but not be limited to, tree trimming, weed spray, weed abatement, crack sealing, asphalt repair i.e., mill and pave, hump removal, miscellaneous asphalt patching, removal of raised pavement markers, removal of pavement markings, etc.
3. The Contractor shall repair areas of distressed asphalt concrete pavement by milling or removing damaged areas of pavement to a minimum depth of 2” for Residential streets, and a minimum depth of 3” for all others to expose firm and unyielding pavement. The Contractor shall prepare subgrade as needed and install a minimum of 2” for residential streets, and a minimum of 3” for all others, of compacted asphalt concrete pavement over compacted native material as directed by the Engineer.
4. If, in order to achieve the minimum specified depth, the base material is exposed, the material shall be compacted to 95% relative compaction to a depth 10” below the finished grade (dig out). Compaction tests shall be made to ensure compliance with the specifications. The Engineer will determine when and where the test will occur. The City will pay for the soils testing required by the Engineer, which meets the required compaction. The Contractor shall reimburse the City for the cost of retesting failing compaction tests. If additional base material is required, the Contractor shall use Class 2 Aggregate Base in accordance with 200-2.2, “Crushed Aggregate Base.”



5. Recycled base material shall conform to Crushed Miscellaneous Base Material in accordance with 200-2.4, "Crushed Miscellaneous Aggregate Base."
6. Prior to replacing asphalt, the area shall be cleaned by removing all loose and damaged material, moisture, dirt, and other foreign matter and shall be tack coated in accordance with 302-5.4 "Tack Coat."
7. The Contractor shall install new asphalt within the repair area or for patches in accordance with 302-5, "ASPHALT CONCRETE PAVEMENT." Asphalt concrete shall be C2-PG 64-10 in compliance with 400-4, "ASPHALT CONCRETE."
8. No preparatory asphalt work shall be done when the atmospheric temperature is below 50 °F or during unsuitable weather.
9. Following the asphalt placement, the Contractor shall roll the entire area of new asphalt in both directions at least twice. The finished patch shall be level and smooth in compliance with 302-5.6.2 "Density and Smoothness." After placement and compaction of the asphalt patch, the Contractor shall seal all finished edges with a 4" wide continuous band of SS-1H.
10. The minimum dimension for each individual repair shall be 4' x 4' and shall be subject to the following conditions:
  - a) If the base material is exposed to achieve the required minimum removal thickness, the base material shall be prepared conforming to 301-1, "SUBGRADE PREPARATION."
  - b) When additional base material is required, then the contractor shall use Class 2 Aggregate Base in accordance with 200-2.2, "Crushed Aggregate Base." Recycled base material shall conform to Crushed Miscellaneous Base Material in accordance with 200-2.4, "Crushed Miscellaneous Base."
  - c) The Contractor may use grinding as a method for removal of deteriorated pavement when the areas indicated for removal are large enough (a minimum of the machine drum width) and when approved by the Engineer.
  - d) For both scheduled and unscheduled base repairs, failed areas may be removed by milling or by excavation provided that the edges are cut cleanly with a saw. The areas shall be cleaned and tack coated in accordance with 302-5.4, "Tack Coat" before replacing the asphalt. The areas for scheduled repairs have been marked on the street.

### **302-3.1 Asphalt Patching.**

1. Asphalt patching shall consist of patching potholes, gutter-line erosion, and other low spots in the pavement that are deeper than ½" per 302-5.6.2, "Density and Smoothness." These areas are generally smaller and more isolated than those areas in need of mill and pave.

2. The areas requiring patching have been identified in the Contract Documents, marked on the streets, or as directed by the Engineer. The Contractor shall identify any new areas that may require patching prior to slurry work to ensure the smoothness and quality of the finished product.
3. The Contractor shall identify and repair any areas that may require patching, prior to the placement of slurry seal for smooth finished product.
4. Asphalt overlay shall not be applied over deteriorated pavement. Preparatory asphalt work shall be completed and approved by the Engineer before proceeding with asphalt overlay.
5. The Contractor shall remove distressed asphalt pavement either by saw cutting or milling, to expose firm and unyielding pavement; prepare subgrade (as needed); and install compacted asphalt concrete pavement over compacted native material as directed by the Engineer.
6. Prior to replacing asphalt, the area shall be cleaned and tack coated per 302-5.4, "Tack Coat".
7. Following the asphalt placement, the Contractor shall roll the entire patch in both directions covering the patch at least twice.
8. After placement and compaction of the asphalt patch, the Contractor shall seal all finished edges with a 4" wide continuous band of SS-1H.
9. Base repairs shall not exceed 20% RAP in content.

**302-3.2 Payment.**

1. Payment for replacement of existing pavement when required shall be included in the unit bid price for Asphalt Pavement repair for the total area replaced and no additional payment shall be made regardless of the number of replacements completed. No payment shall be made for areas of over excavation or outside trench areas in utility works unless previously approved by the Engineer. No payment for pavement replacement will be made when the damage is due to the Contractor's failure to protect existing improvements. The Contractor shall reimburse the City for the cost of retesting all failing compaction tests.
2. The areas and quantities shown on the road segments and in appendices are given only for the Contractor's aid in planning the Work and preparing Bids. The Engineer will designate the limits to be removed and these designated areas shall be considered to take precedent over the area shown in an Appendix to the Contract Documents. The quantities shown in the appendices are based on a street assessment survey and may vary.
3. At the end of each day, the Contractor shall submit to the Engineer an itemized list of the asphalt pavement repair work completed. The list shall include the location of the work and the exact square footage of the repair.

4. Preparatory repair work and tack coating will be paid at the Contract unit price per ton for Asphalt Pavement Repair. No payment shall be made for areas of over excavation unless previously approved by the Engineer.
5. Milling shall be included in the Bid item for Asphalt Pavement Repair unless separate Bid item has been provided.
6. Payment for miscellaneous asphalt patching shall be included in the Contract unit price for slurry and no additional payment shall be made therefore.

**302-5.1.1 Damaged AC Pavement Replacement.** To the City Supplement, DELETE in its entirety.

**302-5.1.2 Measurement and Payment.** To the City Supplement, DELETE in its entirety.

**302-5.2.1 Measurement and Payment.** To the City Supplement, item c), ADD the following:  
Imported Subgrade material shall be paid per bid item “Imported Backfill”.

**SECTION 306 – UNDERGROUND CONDUIT CONSTRUCTION**

**306-1 OPEN TRENCH OPERATIONS.** To the City Supplement, CORRECT certain section numbering as follows:

<b>OLD SECTION NUMBER</b>	<b>TITLE</b>	<b>NEW SECTION NUMBER</b>
<b>306-1.8</b>	<b>House Connection Sewer (Laterals) and Cleanouts</b>	<b>306-1.9</b>
<b>306-1.7.1</b>	<b>Payment</b>	<b>306-1.9.1</b>
<b>306-1.7.2</b>	<b>Sewer Lateral with Private Replumbing</b>	<b>306-1.9.2</b>
<b>306-1.7.2.1</b>	<b>Location</b>	<b>306-1.9.2.1</b>
<b>306-1.7.2.2</b>	<b>Permits</b>	<b>306-1.9.2.2</b>
<b>306-1.7.2.3</b>	<b>Submittals</b>	<b>306-1.9.2.3</b>
<b>306-1.7.2.4</b>	<b>Trenchless Construction</b>	<b>306-1.9.2.4</b>
<b>306-1.7.2.5</b>	<b>Payment</b>	<b>306-1.9.2.5</b>
<b>306-1.7.3.6</b>	<b>Private Pump Installation</b>	<b>306-1.9.2.6</b>
<b>306-1.7.3.7</b>	<b>Payment</b>	<b>306-1.9.2.7</b>

**306-1.1.1 General.** ADD the following:

Build the Project in accordance with the water high lining phasing shown on the maps in Appendix H and in phases as follows:

1. Phase I (Map1): Asher St & Goldfield St

2. Phase II (Map 2): Napier St (between Ashton St & Chicago St)
3. Phase III (Map 3): Chicago St & Mayo St
4. Phase IV (Map 4): Chicago St (Mayo St & Denver St)
5. Phase V (Map 5): Napier St (Chicago St and Erie St)
6. Phase VI (Map 6): Goldfield St (between Napier St and Littlefield St)
7. Phase VII (Map 7): Denver St (between Napier St and Littlefield St)

When installing pipelines within the City's streets, for the following streets, the total time allowed for the completion of Work may not exceed 7 Working Days per 500' of pipeline installation.

**306-1.4.5 Water Pressure Test.** To the City Supplement, Paragraph (2), DELETE in its entirety and SUBSTITUE with the following:

2. Pressure testing of pipe and fittings at the lowest elevation shall be performed at 150% of the specified test pressure and no less than 100% of the specified test pressure at the highest elevation.

Specified test pressure for Class 235 pipe will be 150 psi

Specified test pressure for Class 305 pipe will be 200 psi

**306-1.6 Basis of Payment for Open Trench Installations.** ADD the following:

Payment for imported backfill when the Contractor elects to import material from a source outside the project limits and when authorized by the Engineer shall be included in the Bid unit price for Imported Backfill. The price shall include the removal and disposal of unsuitable materials.

**306-1.8.3 Polyurethane Lining.** To the City Supplement, item 5, DELETE in its entirety

**306-20.8 Carrier Pipe.** To the City Supplement, DELETE in its entirety and SUBSTITUTE with the following:

Carrier pipe materials shall be approved by the Engineer. The Contractor shall use only HDPE. The Contractor shall furnish and install a structurally sound, leak-proof, fusible high density polyethelene pipe, for all piping identified for installation by horizontal directional drilling. The Contractor shall be responsible for the sizing of the carrier pipe to withstand all installation forces, curvature, and residual forces and final in place loading. The selected material shall have an inside diameter no less than stated on the drawings. Individual pipe lengths shall be assembled by butt-fusion unless otherwise specified.

**306-22 PIPE FUSION.** DELETE in its entirety.

## SECTION 308 – LANDSCAPE AND IRRIGATION INSTALLATION

**308-7**            **GUARANTEE.** To the City Supplement, DELETE in its entirety.

**308-7**            **PAYMENT.** ADD the following:

Work related to tree maintenance shall be included in the Bid items as follows:

- Tree Trimming (EA)
- Root Pruning (EA)
- Root Barrier (EA)

BSM shall be measured and paid per Cubic Yard installed. The installation of the pervious backfill material as specified in the Contract Documents and as directed by the Engineer shall be included in the payment.

**308-8**            **PAYMENT.** To the City Supplement, DELETE in its entirety.

## SECTION 705 – WATER DISCHARGES

**705-2.6.1**        **General.** Paragraph (3), CORRECT reference to Section 803 to read “Section 703.”

**705-2.6.3**        **Community Health and Safety Plan.** To the City Supplement, DELETE in its entirety and SUBSTITUTE with the following:

**705-2.6.3**        **Community Health and Safety Plan.** See 703-2, “Community Health and Safety Plan.”

## SECTION 707 – RESOURCE DISCOVERIES

### **ADD:**

**707-1.1**        **Environmental Document.** The City of San Diego Environmental Analysis Section (EAS) of the Development Services Department has prepared a **Notice of Exemption** for AC Water and Sewer Group Job 1004, as referenced in the Contract Appendix. You must comply with all requirements of the Notice of Exemption as set forth in the Contract Appendix A.

Compliance with the City’s environmental document is included in the various Bid items, unless a bid item has been provided.

## **END OF SUPPLEMENTARY SPECIAL PROVISIONS (SSP)**

**SUPPLEMENTARY SPECIAL PROVISIONS**

**APPENDICES**

**APPENDIX A**  
**NOTICE OF EXEMPTION**

NOTICE OF EXEMPTION

(Check one or both)

TO: X RECORDER/COUNTY CLERK
P.O. BOX 1750, MS A-33
1600 PACIFIC HWY, ROOM 260
SAN DIEGO, CA 92101-2422
OFFICE OF PLANNING AND RESEARCH
1400 TENTH STREET, ROOM 121
SACRAMENTO, CA 95814

FROM: CITY OF SAN DIEGO
DEVELOPMENT SERVICES DEPARTMENT
1222 FIRST AVENUE, MS 501
SAN DIEGO, CA 92101

PROJECT NO.: WBS# B-14146.02.06; B-14148.02.06 PROJECT TITLE: AC WATER & SEWER GROUP JOB 1004

PROJECT LOCATION-SPECIFIC: In the developed public right-of-way along Mayo Street, Chicago Street, Napier Street, Ashton Street, Goldfield Street, Asher Street, Morena Boulevard, and Denver Street. This project is located in the Clairemont Mesa Community Planning Area, in Council District 2.

PROJECT LOCATION-CITY/COUNTY: San Diego/San Diego

DESCRIPTION OF NATURE AND PURPOSE OF THE PROJECT: This project will replace-in-place approximately 7,030 linear feet of existing 6-inch diameter water pipeline with approximately 7,030 linear feet of 8 and 12-inch diameter polyvinyl chloride pipeline. The existing 6-inch pipeline will be replaced with 8 and 12-inch diameter pipe to better serve the existing end users. The maximum depth of excavation for the water pipeline will be 5 feet. The project would also replace-in-place approximately 2217 linear feet of 8-inch sewer pipeline. The maximum depth of excavation for the sewer pipeline will be 10 feet. The replacement of these water and sewer pipelines will occur only within existing trenches, and will not disturb any previously undisturbed soils. Associated appurtenances and accessories include water services, valves, trust blocks, sewer manholes, sewer laterals and new pedestrian ramps.

NAME OF PUBLIC AGENCY APPROVING PROJECT: City of San Diego

NAME OF PERSON OR AGENCY CARRYING OUT PROJECT: -City of San Diego, E&CP Dept/Jericho Gallardo
525 B Street, Suite 750 (MS 908A)
San Diego, CA 92101
(619) 533-7523

EXEMPT STATUS: (CHECK ONE)

- ( ) MINISTERIAL (SEC. 21080(b)(1); 15268);
(X) CATEGORICAL EXEMPTION: §15301(b) [Existing Facilities] & §15302(c) [Replacement or Reconstruction]
( ) STATUTORY EXEMPTIONS: §15282(K) [Pipelines Less Than a Mile]

REASONS WHY PROJECT IS EXEMPT: The City of San Diego conducted an environmental review and determined the project meets the categorical exemption criteria set forth in the CEQA State Guidelines §15301(B) [EXISTING FACILITIES], which allows for the repair and maintenance of existing public facilities, including publicly owned sewerage and other utility services, involving negligible or no expansion of the use beyond that existing at the time of the lead agency's determination; and §15302(C) [REPLACEMENT OR RECONSTRUCTION], which allows for the replacement or reconstruction of existing utility systems, where the new structure will be located on the same site as the structure replaced and will have substantially the same purpose and capacity as the structure replaced; and where the exceptions listed in CEQA Guidelines §15300.2 would not apply. This project would not impact sensitive resources.

LEAD AGENCY CONTACT PERSON: M. BLAKE TELEPHONE: (619) 446-5375

IF FILED BY APPLICANT:

- 1. ATTACH CERTIFIED DOCUMENT OF EXEMPTION FINDING.
2. HAS A NOTICE OF EXEMPTION BEEN FILED BY THE PUBLIC AGENCY APPROVING THE PROJECT?
( ) YES ( ) NO

IT IS HEREBY CERTIFIED THAT THE CITY OF SAN DIEGO HAS DETERMINED THE ABOVE ACTIVITY TO BE EXEMPT FROM CEQA

Signature of Matt Mal / Senior Planner

DATE: 7/15/14

SIGNATURE/TITLE

DATE

CHECK ONE:

(X) SIGNED BY LEAD AGENCY

DATE RECEIVED FOR FILING WITH COUNTY CLERK OR OPR:



**APPENDIX B**  
**FIRE HYDRANT METER PROGRAM**

<b>CITY OF SAN DIEGO CALIFORNIA DEPARTMENT INSTRUCTIONS</b>	<b>NUMBER DI 55.27</b>	<b>DEPARTMENT Water Department</b>
<b>SUBJECT  FIRE HYDRANT METER PROGRAM (FORMERLY: CONSTRUCTION METER PROGRAM)</b>	<b>PAGE 1 OF 10</b>	<b>EFFECTIVE DATE  October 15, 2002</b>
	<b>SUPERSEDES DI 55.27</b>	<b>DATED April 21, 2000</b>

1. **PURPOSE**

- 1.1 To establish a Departmental policy and procedure for issuance, proper usage and charges for fire hydrant meters.

2. **AUTHORITY**

- 2.1 All authorities and references shall be current versions and revisions.
- 2.2 San Diego Municipal Code (NC) Chapter VI, Article 7, Sections 67.14 and 67.15
- 2.3 Code of Federal Regulations, Safe Drinking Water Act of 1986
- 2.4 California Code of Regulations, Titles 17 and 22
- 2.5 California State Penal Code, Section 498B.0
- 2.6 State of California Water Code, Section 110, 500-6, and 520-23
- 2.7 Water Department Director

**Reference**

- 2.8 State of California Guidance Manual for Cross Connection Programs
- 2.9 American Water Works Association Manual M-14, Recommended Practice for Backflow Prevention
- 2.10 American Water Works Association Standards for Water Meters
- 2.11 U.S.C. Foundation for Cross Connection Control and Hydraulic Research Manual

3. **DEFINITIONS**

- 3.1 **Fire Hydrant Meter:** A portable water meter which is connected to a fire hydrant for the purpose of temporary use. (These meters are sometimes referred to as Construction Meters.)

<b>CITY OF SAN DIEGO CALIFORNIA DEPARTMENT INSTRUCTIONS</b>	<b>NUMBER DI 55.27</b>	<b>DEPARTMENT Water Department</b>
<b>SUBJECT  FIRE HYDRANT METER PROGRAM (FORMERLY: CONSTRUCTION METER PROGRAM)</b>	<b>PAGE 2 OF 10</b>	<b>EFFECTIVE DATE  October 15, 2002</b>
	<b>SUPERSEDES DI 55.27</b>	<b>DATED April 21, 2000</b>

- 3.2 **Temporary Water Use:** Water provided to the customer for no longer than twelve (12) months.
- 3.3 **Backflow Preventor:** A Reduced Pressure Principal Assembly connected to the outlet side of a Fire Hydrant Meter.

4. **POLICY**

- 4.1 The Water Department shall collect a deposit from every customer requiring a fire hydrant meter and appurtenances prior to providing the meter and appurtenances (see Section 7.1 regarding the Fees and Deposit Schedule). The deposit is refundable upon the termination of use and return of equipment and appurtenances in good working condition.
- 4.2 Fire hydrant meters will have a 2 ½" swivel connection between the meter and fire hydrant. The meter shall not be connected to the 4" port on the hydrant. All Fire Hydrant Meters issued shall have a Reduced Pressure Principle Assembly (RP) as part of the installation. Spanner wrenches are the only tool allowed to turn on water at the fire hydrant.
- 4.3 The use of private hydrant meters on City hydrants is prohibited, with exceptions as noted below. All private fire hydrant meters are to be phased out of the City of San Diego. All customers who wish to continue to use their own fire hydrant meters must adhere to the following conditions:
- a. Meters shall meet all City specifications and American Water Works Association (AWWA) standards.
  - b. Customers currently using private fire hydrant meters in the City of San Diego water system will be allowed to continue using the meter under the following conditions:
    1. The customer must submit a current certificate of accuracy and calibration results for private meters and private backflows annually to the City of San Diego, Water Department, Meter Shop.

<b>CITY OF SAN DIEGO CALIFORNIA DEPARTMENT INSTRUCTIONS</b>	<b>NUMBER DI 55.27</b>	<b>DEPARTMENT Water Department</b>
<b>SUBJECT  FIRE HYDRANT METER PROGRAM (FORMERLY: CONSTRUCTION METER PROGRAM)</b>	<b>PAGE 3 OF 10</b>	<b>EFFECTIVE DATE  October 15, 2002</b>
	<b>SUPERSEDES DI 55.27</b>	<b>DATED April 21, 2000</b>

2. The meter must be properly identifiable with a clearly labeled serial number on the body of the fire hydrant meter. The serial number shall be plainly stamped on the register lid and the main casing. Serial numbers shall be visible from the top of the meter casing and the numbers shall be stamped on the top of the inlet casing flange.
3. All meters shall be locked to the fire hydrant by the Water Department, Meter Section (see Section 4.7).
4. All meters shall be read by the Water Department, Meter Section (see Section 4.7).
5. All meters shall be relocated by the Water Department, Meter Section (see Section 4.7).
6. These meters shall be tested on the anniversary of the original test date and proof of testing will be submitted to the Water Department, Meter Shop, on a yearly basis. If not tested, the meter will not be allowed for use in the City of San Diego.
7. All private fire hydrant meters shall have backflow devices attached when installed.
8. The customer must maintain and repair their own private meters and private backflows.
9. The customer must provide current test and calibration results to the Water Department, Meter Shop after any repairs.
10. When private meters are damaged beyond repair, these private meters will be replaced by City owned fire hydrant meters.

<b>CITY OF SAN DIEGO CALIFORNIA DEPARTMENT INSTRUCTIONS</b>	<b>NUMBER DI 55.27</b>	<b>DEPARTMENT Water Department</b>
<b>SUBJECT  FIRE HYDRANT METER PROGRAM (FORMERLY: CONSTRUCTION METER PROGRAM)</b>	<b>PAGE 4 OF 10</b>	<b>EFFECTIVE DATE  October 15, 2002</b>
	<b>SUPERSEDES DI 55.27</b>	<b>DATED April 21, 2000</b>

11. When a private meter malfunctions, the customer will be notified and the meter will be removed by the City and returned to the customer for repairs. Testing and calibration results shall be given to the City prior to any re-installation.
  12. The register shall be hermetically sealed straight reading and shall be readable from the inlet side. Registration shall be in hundred cubic feet.
  13. The outlet shall have a 2 ½ “National Standards Tested (NST) fire hydrant male coupling.
  14. Private fire hydrant meters shall not be transferable from one contracting company to another (i.e. if a company goes out of business or is bought out by another company).
- 4.4 All fire hydrant meters and appurtenances shall be installed, relocated and removed by the City of San Diego, Water Department. All City owned fire hydrant meters and appurtenances shall be maintained by the City of San Diego, Water Department, Meter Services.
- 4.5 If any fire hydrant meter is used in violation of this Department Instruction, the violation will be reported to the Code Compliance Section for investigation and appropriate action. Any customer using a fire hydrant meter in violation of the requirements set forth above is subject to fines or penalties pursuant to the Municipal Code, Section 67.15 and Section 67.37.

**4.6 Conditions and Processes for Issuance of a Fire Hydrant Meter**

Process for Issuance

- a. Fire hydrant meters shall only be used for the following purposes:
  1. Temporary irrigation purposes not to exceed one year.

<b>CITY OF SAN DIEGO CALIFORNIA DEPARTMENT INSTRUCTIONS</b>	<b>NUMBER DI 55.27</b>	<b>DEPARTMENT Water Department</b>
<b>SUBJECT  FIRE HYDRANT METER PROGRAM (FORMERLY: CONSTRUCTION METER PROGRAM)</b>	<b>PAGE 5 OF 10</b>	<b>EFFECTIVE DATE  October 15, 2002</b>
	<b>SUPERSEDES DI 55.27</b>	<b>DATED April 21, 2000</b>

2. Construction and maintenance related activities (see Tab 2).
  - b. No customer inside or outside the boundaries of the City of San Diego Water Department shall resell any portion of the water delivered through a fire hydrant by the City of San Diego Water Department.
  - c. The City of San Diego allows for the issuance of a temporary fire hydrant meter for a period not to exceed 12 months (365 days). An extension can only be granted in writing from the Water Department Director for up to 90 additional days. A written request for an extension by the consumer must be submitted at least 30 days prior to the 12 month period ending. No extension shall be granted to any customer with a delinquent account with the Water Department. No further extensions shall be granted.
  - d. Any customer requesting the issuance of a fire hydrant meter shall file an application with the Meter Section. The customer must complete a "Fire Hydrant Meter Application" (Tab 1) which includes the name of the company, the party responsible for payment, Social Security number and/or California ID, requested location of the meter (a detailed map signifying an exact location), local contact person, local phone number, a contractor's license (or a business license), description of specific water use, duration of use at the site and full name and address of the person responsible for payment.
  - e. At the time of the application the customer will pay their fees according to the schedule set forth in the Rate Book of Fees and Charges, located in the City Clerk's Office. All fees must be paid by check, money order or cashiers check, made payable to the City Treasurer. Cash will not be accepted.
  - f. No fire hydrant meters shall be furnished or relocated for any customer with a delinquent account with the Water Department.
  - g. After the fees have been paid and an account has been created, the

<b>CITY OF SAN DIEGO CALIFORNIA DEPARTMENT INSTRUCTIONS</b>	<b>NUMBER DI 55.27</b>	<b>DEPARTMENT Water Department</b>
<b>SUBJECT  FIRE HYDRANT METER PROGRAM (FORMERLY: CONSTRUCTION METER PROGRAM)</b>	<b>PAGE 6 OF 10</b>	<b>EFFECTIVE DATE  October 15, 2002</b>
	<b>SUPERSEDES DI 55.27</b>	<b>DATED April 21, 2000</b>

meter shall be installed within 48 hours (by the second business day). For an additional fee, at overtime rates, meters can be installed within 24 hours (within one business day).

#### 4.7 Relocation of Existing Fire Hydrant Meters

- a. The customer shall call the Fire Hydrant Meter Hotline (herein referred to as “Hotline”), a minimum of 24 hours in advance, to request the relocation of a meter. A fee will be charged to the existing account, which must be current before a work order is generated for the meter’s relocation.
- b. The customer will supply in writing the address where the meter is to be relocated (map page, cross street, etc). The customer must update the original Fire Hydrant Meter Application with any changes as it applies to the new location.
- c. Fire hydrant meters shall be read on a monthly basis. While fire hydrant meters and backflow devices are in service, commodity, base fee and damage charges, if applicable, will be billed to the customer on a monthly basis. If the account becomes delinquent, the meter will be removed.

#### 4.8 Disconnection of Fire Hydrant Meter

- a. After ten (10) months a “Notice of Discontinuation of Service” (Tab 3) will be issued to the site and the address of record to notify the customer of the date of discontinuance of service. An extension can only be granted in writing from the Water Department Director for up to 90 additional days (as stated in Section 4.6C) and a copy of the extension shall be forwarded to the Meter Shop Supervisor. If an extension has not been approved, the meter will be removed after twelve (12) months of use.
- b. Upon completion of the project the customer will notify the Meter Services office via the Hotline to request the removal of the fire hydrant meter and appurtenances. A work order will be generated

<b>CITY OF SAN DIEGO CALIFORNIA DEPARTMENT INSTRUCTIONS</b>	<b>NUMBER DI 55.27</b>	<b>DEPARTMENT Water Department</b>
<b>SUBJECT  FIRE HYDRANT METER PROGRAM (FORMERLY: CONSTRUCTION METER PROGRAM)</b>	<b>PAGE 7 OF 10</b>	<b>EFFECTIVE DATE  October 15, 2002</b>
	<b>SUPERSEDES DI 55.27</b>	<b>DATED April 21, 2000</b>

for removal of the meter.

- c. Meter Section staff will remove the meter and backflow prevention assembly and return it to the Meter Shop. Once returned to the Meter Shop the meter and backflow will be tested for accuracy and functionality.
- d. Meter Section Staff will contact and notify Customer Services of the final read and any charges resulting from damages to the meter and backflow or its appurtenance. These charges will be added on the customer's final bill and will be sent to the address of record. Any customer who has an outstanding balance will not receive additional meters.
- e. Outstanding balances due may be deducted from deposits and any balances refunded to the customer. Any outstanding balances will be turned over to the City Treasurer for collection. Outstanding balances may also be transferred to any other existing accounts.

5. **EXCEPTIONS**

- 5.1 Any request for exceptions to this policy shall be presented, in writing, to the Customer Support Deputy Director, or his/her designee for consideration.

6. **MOBILE METER**

- 6.1 Mobile meters will be allowed on a case by case basis. All mobile meters will be protected by an approved backflow assembly and the minimum requirement will be a Reduced Pressure Principal Assembly. The two types of Mobile Meters are vehicle mounted and floating meters. Each style of meters has separate guidelines that shall be followed for the customer to retain service and are described below:

- a) **Vehicle Mounted Meters:** Customer applies for and receives a City owned Fire Hydrant Meter from the Meter Shop. The customer mounts the meter on the vehicle and brings it to the Meter Shop for



<b>CITY OF SAN DIEGO CALIFORNIA DEPARTMENT INSTRUCTIONS</b>	<b>NUMBER DI 55.27</b>	<b>DEPARTMENT Water Department</b>
<b>SUBJECT  FIRE HYDRANT METER PROGRAM (FORMERLY: CONSTRUCTION METER PROGRAM)</b>	<b>PAGE 8 OF 10</b>	<b>EFFECTIVE DATE  October 15, 2002</b>
	<b>SUPERSEDES DI 55.27</b>	<b>DATED April 21, 2000</b>

inspection. After installation is approved by the Meter Shop the vehicle and meter shall be brought to the Meter Shop on a monthly basis for meter reading and on a quarterly basis for testing of the backflow assembly. Meters mounted at the owner's expense shall have the one year contract expiration waived and shall have meter or backflow changed if either fails.

b) **Floating Meters:** Floating Meters are meters that are not mounted to a vehicle. **(Note: All floating meters shall have an approved backflow assembly attached.)** The customer shall submit an application and a letter explaining the need for a floating meter to the Meter Shop. The Fire Hydrant Meter Administrator, after a thorough review of the needs of the customer, (i.e. number of jobsites per day, City contract work, lack of mounting area on work vehicle, etc.), may issue a floating meter. At the time of issue, it will be necessary for the customer to complete and sign the "Floating Fire Hydrant Meter Agreement" which states the following:

- 1) The meter will be brought to the Meter Shop at 2797 Caminito Chollas, San Diego on the third week of each month for the monthly read by Meter Shop personnel.
- 2) Every other month the meter will be read and the backflow will be tested. This date will be determined by the start date of the agreement.

If any of the conditions stated above are not met the Meter Shop has the right to cancel the contract for floating meter use and close the account associated with the meter. The Meter Shop will also exercise the right to refuse the issuance of another floating meter to the company in question.

Any Fire Hydrant Meter using reclaimed water shall not be allowed use again with any potable water supply. The customer shall incur the cost of replacing the meter and backflow device in this instance.

<b>CITY OF SAN DIEGO CALIFORNIA DEPARTMENT INSTRUCTIONS</b>	<b>NUMBER DI 55.27</b>	<b>DEPARTMENT Water Department</b>
<b>SUBJECT  FIRE HYDRANT METER PROGRAM (FORMERLY: CONSTRUCTION METER PROGRAM)</b>	<b>PAGE 9 OF 10</b>	<b>EFFECTIVE DATE  October 15, 2002</b>
	<b>SUPERSEDES DI 55.27</b>	<b>DATED April 21, 2000</b>

7. **FEE AND DEPOSIT SCHEDULES**

7.1 **Fees and Deposit Schedules:** The fees and deposits, as listed in the Rate Book of Fees and Charges, on file with the Office of the City Clerk, are based on actual reimbursement of costs of services performed, equipment and materials. These deposits and fees will be amended, as needed, based on actual costs. Deposits, will be refunded at the end of the use of the fire hydrant meter, upon return of equipment in good working condition and all outstanding balances on account are paid. Deposits can also be used to cover outstanding balances.

All fees for equipment, installation, testing, relocation and other costs related to this program are subject to change without prior notification. The Mayor and Council will be notified of any future changes.

8. **UNAUTHORIZED USE OF WATER FROM A HYDRANT**

8.1 Use of water from any fire hydrant without a properly issued and installed fire hydrant meter is theft of City property. Customers who use water for unauthorized purposes or without a City of San Diego issued meter will be prosecuted.

8.2 If any unauthorized connection, disconnection or relocation of a fire hydrant meter, or other connection device is made by anyone other than authorized Water Department personnel, the person making the connection will be prosecuted for a violation of San Diego Municipal Code, Section 67.15. In the case of a second offense, the customer's fire hydrant meter shall be confiscated and/or the deposit will be forfeited.

8.3 Unauthorized water use shall be billed to the responsible party. Water use charges shall be based on meter readings, or estimates when meter readings are not available.

8.4 In case of unauthorized water use, the customer shall be billed for all applicable charges as if proper authorization for the water use had been obtained, including but not limited to bi-monthly service charges, installation charges and removal charges.

<b>CITY OF SAN DIEGO CALIFORNIA DEPARTMENT INSTRUCTIONS</b>	<b>NUMBER DI 55.27</b>	<b>DEPARTMENT Water Department</b>
<b>SUBJECT  FIRE HYDRANT METER PROGRAM (FORMERLY: CONSTRUCTION METER PROGRAM)</b>	<b>PAGE 10 OF 10</b>	<b>EFFECTIVE DATE  October 15, 2002</b>
	<b>SUPERSEDES DI 55.27</b>	<b>DATED April 21, 2000</b>

- 8.5 If damage occurs to Water Department property (i.e. fire hydrant meter, backflow, various appurtenances), the cost of repairs or replacements will be charged to the customer of record (applicant).

**Larry Gardner  
Water Department Director**

- Tabs: 1. Fire Hydrant Meter Application  
2. Construction & Maintenance Related Activities With No Return To Sewer  
3. Notice of Discontinuation of Service

### **APPENDIX**

**Administering Division:** Customer Support Division

**Subject Index:** Construction Meters  
Fire Hydrant  
Fire Hydrant Meter Program  
Meters, Floating or Vehicle Mounted  
Mobile Meter  
Program, Fire Hydrant Meter

**Distribution:** DI Manual Holders



# Application for Fire Hydrant Meter (EXHIBIT A)

(For Office Use Only)

NS REQ	FAC#
DATE	BY

METER SHOP (619) 527-7449

## Meter Information

Application Date	Requested Install Date:
------------------	-------------------------

Fire Hydrant Location: (Attach Detailed Map//Thomas Bros. Map Location or Construction drawing.) <u>Zip:</u>	<u>T.B.</u>	<u>G.B. (CITY USE)</u>
Specific Use of Water:		
Any Return to Sewer or Storm Drain, If so, explain:		
Estimated Duration of Meter Use: <input type="text"/>	<input type="checkbox"/>	Check Box if Reclaimed Water

## Company Information

Company Name:			
Mailing Address:			
City:	State:	Zip:	Phone: ( )
*Business license#		*Contractor license#	
A Copy of the Contractor's license OR Business License is required at the time of meter issuance.			
Name and Title of Billing Agent: <small>(PERSON IN ACCOUNTS PAYABLE)</small>			Phone: ( )
Site Contact Name and Title:			Phone: ( )
Responsible Party Name:			Title:
Cal ID#			Phone: ( )
Signature:		Date:	
Guarantees Payment of all Charges Resulting from the use of this Meter. Insures that employees of this Organization understand the proper use of Fire Hydrant Meter			

<b>Fire Hydrant Meter Removal Request</b>	Requested Removal Date:
Provide Current Meter Location if Different from Above:	
Signature:	Title: Date:
Phone: ( )	Pager: ( )

<input type="checkbox"/>	City Meter	<input type="checkbox"/>	Private Meter
Contract Acct #:		Deposit Amount: <b>\$ 936.00</b>	Fees Amount: <b>\$ 62.00</b>
Meter Serial #		Meter Size: <b>05</b>	Meter Make and Style: <b>6-7</b>
Backflow #		Backflow Size:	Backflow Make and Style:
Name: AC Water & Sewer Group 1004 Appendix B - Fire Hydrant Meter Program Volume 1 of 2 (Rev. Dec. 2014)		Signature:	Date: 73   Page

**WATER USES WITHOUT ANTICIPATED CHARGES FOR RETURN TO SEWER**

Auto Detailing  
Backfilling  
Combination Cleaners (Vactors)  
Compaction  
Concrete Cutters  
Construction Trailers  
Cross Connection Testing  
Dust Control  
Flushing Water Mains  
Hydro Blasting  
Hydro Seeing  
Irrigation (for establishing irrigation only; not continuing irrigation)  
Mixing Concrete  
Mobile Car Washing  
Special Events  
Street Sweeping  
Water Tanks  
Water Trucks  
Window Washing

**Note:**

1. If there is any return to sewer or storm drain, then sewer and/or storm drain fees will be charges.

Date

Name of Responsible Party  
Company Name and Address  
Account Number: \_\_\_\_\_

Subject: Discontinuation of Fire Hydrant Meter Service

Dear Water Department Customer:

The authorization for use of Fire Hydrant Meter # \_\_\_\_\_, located at *(Meter Location Address)* ends in 60 days and will be removed on or after *(Date Authorization Expires)*. Extension requests for an additional 90 days must be submitted in writing for consideration 30 days prior to the discontinuation date. If you require an extension, please contact the Water Department, or mail your request for an extension to:

City of San Diego  
Water Department  
Attention: Meter Services  
2797 Caminito Chollas  
San Diego, CA 92105-5097

Should you have any questions regarding this matter, please call the Fire Hydrant Hotline at (619) \_\_\_\_\_ - \_\_\_\_\_.

Sincerely,

Water Department

**APPENDIX C**

**MATERIALS TYPICALLY ACCEPTED BY CERTIFICATE OF COMPLIANCE**

## **Materials Typically Accepted by Certificate of Compliance**

1. Soil amendment
2. Fiber mulch
3. PVC or PE pipe up to 16 inch diameter
4. Stabilizing emulsion
5. Lime
6. Preformed elastomeric joint seal
7. Plain and fabric reinforced elastomeric bearing pads
8. Steel reinforced elastomeric bearing pads
9. Waterstops (Special Condition)
10. Epoxy coated bar reinforcement
11. Plain and reinforcing steel
12. Structural steel
13. Structural timber and lumber
14. Treated timber and lumber
15. Lumber and timber
16. Aluminum pipe and aluminum pipe arch
17. Corrugated steel pipe and corrugated steel pipe arch
18. Structural metal plate pipe arches and pipe arches
19. Perforated steel pipe
20. Aluminum underdrain pipe
21. Aluminum or steel entrance tapers, pipe downdrains, reducers, coupling bands and slip joints
22. Metal target plates
23. Paint (traffic striping)
24. Conductors
25. Painting of electrical equipment
26. Electrical components
27. Engineering fabric
28. Portland Cement
29. PCC admixtures
30. Minor concrete, asphalt
31. Asphalt (oil)
32. Liquid asphalt emulsion
33. Epoxy



**APPENDIX D**  
**SAMPLE CITY INVOICE**

City of San Diego, Field Engineering Div., 9485 Aero Drive, SD CA 92123						Contractor's Name:					
Project Name:						Contractor's Address:					
SAP No. (WBS/IO/CC):											
City Purchase Order No. :						Contractor's Phone #:			Invoice No.		
Resident Engineer (RE):						Contractor's Fax #:			Invoice Date:		
RE Phone#:			RE Fax#:			Contact Name:			Billing Period:		
Item #	Item Description	Contract Authorization				Previous Estimate		This Estimate		Totals to Date	
		Unit	Qty	Price	Extension	%/QTY	Amount	% / QTY	Amount	% / QTY	Amount
1	2 Parallel 4" PVC C900	LF	1,380	\$34.00	\$46,920.00						
2	48" Primary Steel Casing	LF	500	\$1,000.00	\$500,000.00						
3	2 Parallel 12" Secondary Steel	LF	1,120	\$53.00	\$59,360.00						
4	Construction and Rehab of PS 49	LS	1	\$150,000.00	\$150,000.00						
5	Demo	LS	1	\$14,000.00	\$14,000.00						
6	Install 6' High Chain Link Fence	LS	1	\$5,600.00	\$5,600.00						
7	General Site Restoration	LS	1	\$3,700.00	\$3,700.00						
8	10" Gravity Sewer	LF	10	\$292.00	\$2,920.00						
9	4" Blow Off Valves	EA	2	\$9,800.00	\$19,600.00						
10	Bonds	LS	1	\$16,000.00	\$16,000.00						
11	Field Orders	AL	1	80,000	\$80,000.00						
11.1	Field Order 1	LS	5,500	\$1.00	\$5,500.00						
11.2	Field Order 2	LS	7,500	\$1.00	\$7,500.00						
11.3	Field Order 3	LS	10,000	\$1.00	\$10,000.00						
11.4	Field Order 4	LS	6,500	\$1.00	\$6,500.00						
12	Certified Payroll	LS	1	\$1,400.00	\$1,400.00						
<b>CHANGE ORDERS</b>											
Change Order 1			4,890								
Items 1-4					\$11,250.00						
Item 5-Deduct Bid Item 3		LF	120	-\$53.00	(\$6,360.00)						
Change Order 2			160,480								
Items 1-3					\$95,000.00						
Item 4 Deduct Bid Item 1		LF	380	-\$340.00	(\$12,920.00)						
Item 5-Encrease bid Item 9		LF	8	\$9,800.00	\$78,400.00						
Change Order 3 (Close Out)			-121,500								
Item 1 Deduct Bid Item 3			53	-500.00	(\$26,500.00)						
Item 2 Deduct Bid Item 4		LS	-1	45,000.00	(\$45,000.00)						
Items 3-9			1	-50,500.00	(\$50,500.00)						
<b>SUMMARY</b>								Total This	\$ -	Total Billed	\$0.00
A. Original Contract Amount						<b>Retention and/or Escrow Payment Schedule</b>					
B. Approved Change Order 1 Thru 3						Total Retention Required as of this billing					
C. Total Authorized Amount (A+B)						Previous Retention Withheld in PO or in Escrow					
D. Total Billed to Date						Add'l Amt to Withhold in PO/Transfer in Escrow:					
E. Less Total Retention (5% of D)						Amt to Release to Contractor from PO/Escrow:					
F. Less Total Previous Payments											
<b>G. Payment Due Less Retention</b>						<b>Contractor Signature and Date:</b>					
H. Remaining Authorized Amount											

**APPENDIX E**  
**LOCATION MAP**

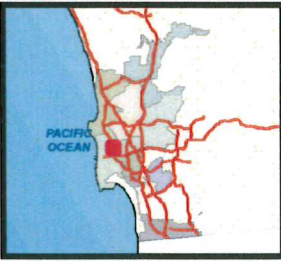
# AC Water & Sewer Group 1004

SENIOR ENGINEER  
 RANIA AMEN  
 619-533-5492

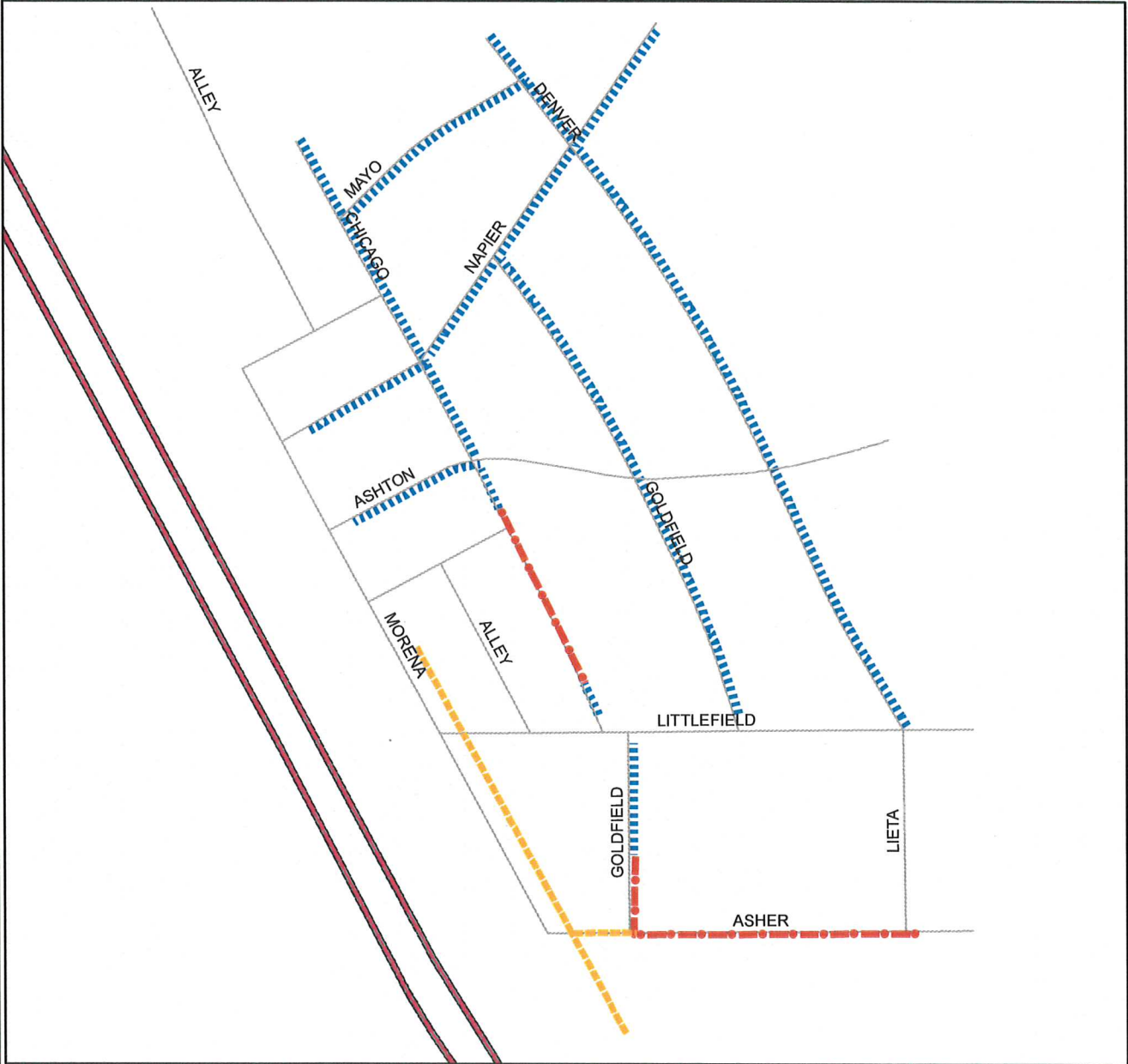
PROJECT MANAGER  
 JERICO GALLARDO  
 619-533-7523

PROJECT ENGINEER  
 ELIZABETH DUNN  
 619-533-7641

CONSTRUCTION PROJECT  
 INFORMATION LINE  
 (619) 533-4207



THIS MAP/DATA IS PROVIDED WITHOUT WARRANTY OF ANY KIND, EITHER EXPRESS OR IMPLIED, INCLUDING, BUT NOT LIMITED TO, THE IMPLIED WARRANTIES OR MERCHANTABILITY AND FITNESS FOR A PARTICULAR PURPOSE. Note: This product may contain information from the SANDAG Regional Information System, which cannot be reproduced without the written permission of SANDAG. This product may contain information reproduced with permission granted by RAND McNALLY & COMPANY to SANDAG. This map is copyrighted by RAND McNALLY & COMPANY. It is unlawful to copy or reproduce all or any part thereof, whether for personal use or resale, without the prior, written permission of RAND McNALLY & COMPANY.



## Legend

- - - - SEWER\_MAIN\_REPLACEMENT
- - - - WATER\_MAIN\_REPLACEMENT
- - - - SEWER\_WATER\_MAIN\_REPLACEMENT



COMMUNITY NAME: CLAIREMONT MESA



COUNCIL DISTRICT: 2

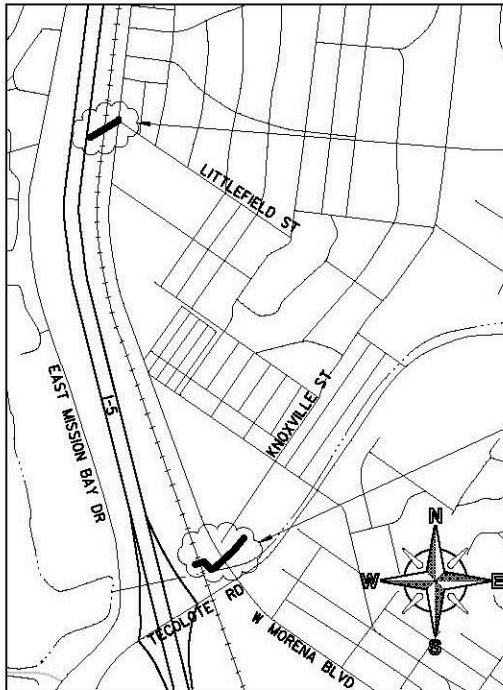


SAP ID: B14146 (S) \ B14148 (W)

Date: September 23, 2014

**APPENDIX F**  
**ADJACENT PROJECTS**

# FALSE BAY RR TRUNK SEWER

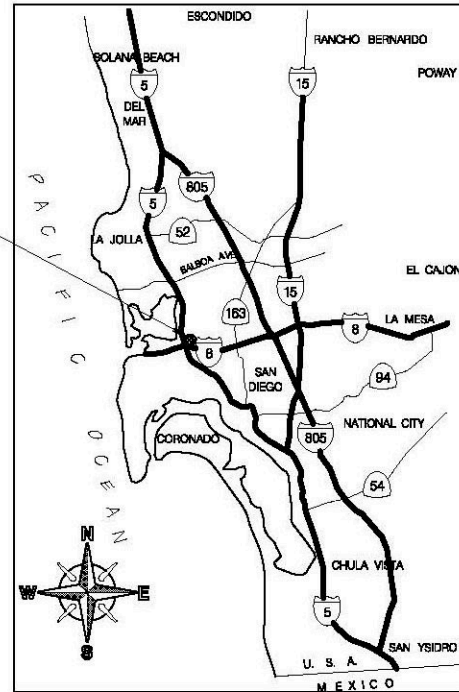


**LOCATION MAP**  
NO SCALE

WEST MORENA  
TRUNK SEWER  
AT LITTLEFIELD  
STREET

PROJECT  
SITE

KNOXVILLE  
SEWER MAIN



**VICINITY MAP**  
NO SCALE

## LOCATION MAP

THIS MAP/DATA IS PROVIDED WITHOUT WARRANTY OF ANY KIND, EITHER EXPRESS OR IMPLIED, INCLUDING, BUT NOT LIMITED TO, THE IMPLIED WARRANTIES OR MERCHANTABILITY AND FITNESS FOR A PARTICULAR PURPOSE. Note: This product may contain information reproduced with permission granted by RAND McNALLY & COMPANY to SanGIS. This map is copyrighted by RAND McNALLY & COMPANY. It is unlawful to copy or reproduce all or any part thereof, whether for personal use or resale, without the prior, written permission of RAND McNALLY & COMPANY.

## 2MCTP - Mid-Coast trolley extension 11 miles from Old Town station to University Town Centre

SENIOR ENGINEER  
Nevien Antoun  
(619) 533-7492

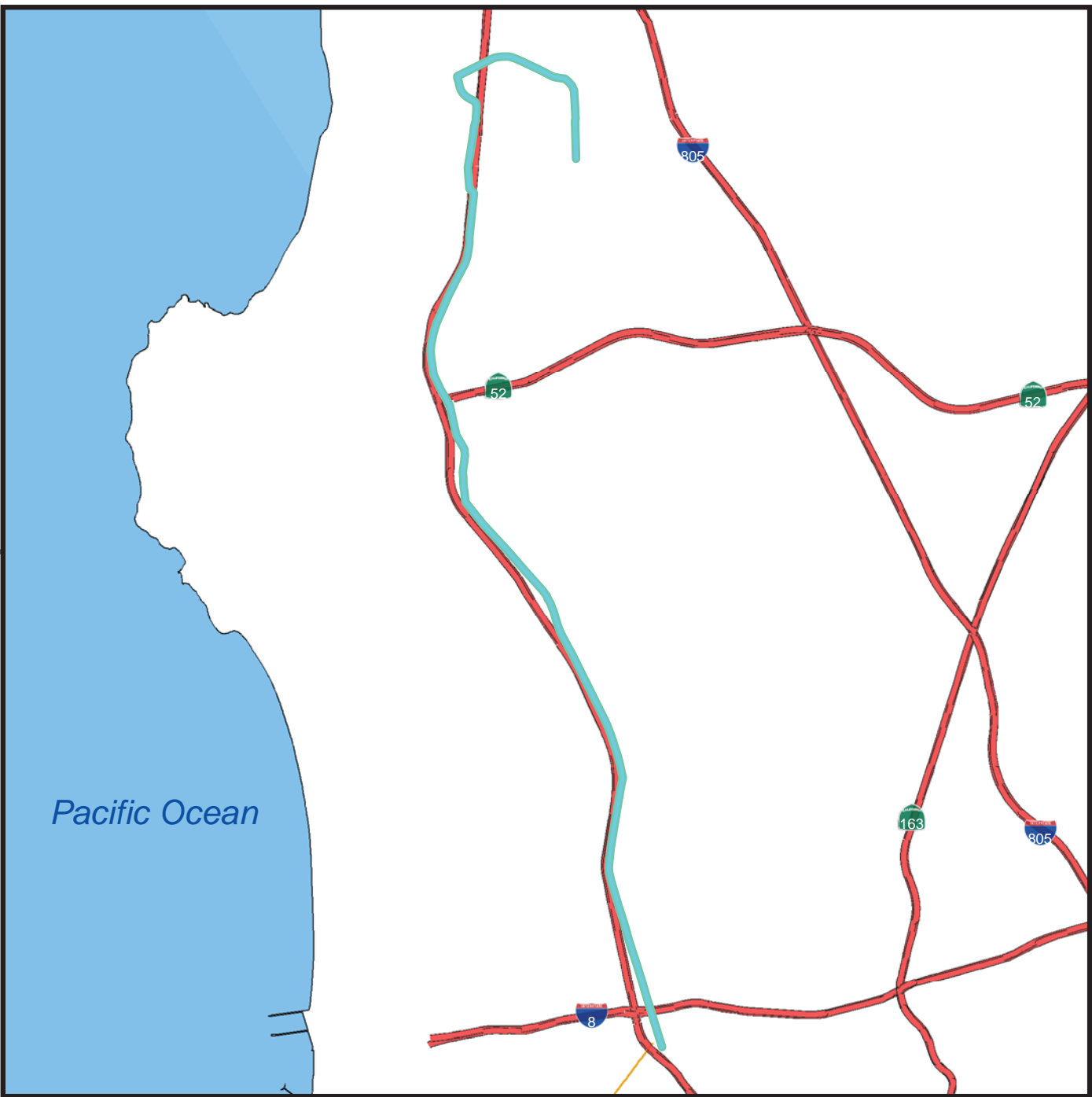
PROJECT MANAGER  
Joe Myers  
(619) 533-6632

PROJECT ENGINEER


PUBLIC INFORMATION OFFICER  
(619) 533-4207



Right of Way Design



### Legend

 24002108, 2MCTP - Mid-Coast trolley extension 11 miles from Old Town station to University Town Centre



COMMUNITY NAME:

COUNCIL DISTRICT: 6

SAP ID: 24002108

Clairemont Mesa

AC Water & Sewer Group 1004 Appendix F - Adjacent Projects Volume 1 of 2 (Rev. Dec. 2014)

Date: March 2, 2012



**APPENDIX G**  
**HYDROSTATIC DISCHARGE FORM**



**Hydrostatic Discharge Requirements Certification** (Discharge Events  $\geq$  325,850 gpd)

All discharge activities related to this project comply with the Regional Water Quality Control Board (RWQCB) Order No. R9-2010-0003, General Permit for Discharges of Hydrostatic Test Water and Potable Water to Surface Water and Storm Drains as referenced by ([http://www.waterboards.ca.gov/sandiego/board\\_decisions/adopted\\_orders/2010/R9-2010-0003.pdf](http://www.waterboards.ca.gov/sandiego/board_decisions/adopted_orders/2010/R9-2010-0003.pdf)), and as follows:

Discharged water has been dechlorinated to below **0.1** (mg/l) level; and effluent has been maintained between **6 and 9** (pH) based on:

*Is Discharge Within Limits?*

**Comment/Action Taken**

Event #	Discharge Date	Item Tested	Duration	Amount (gpd)	Description of the Proposed Discharge	Method and Test Result	Is Discharge Within Limits?		Comment/Action Taken
							YES	NO	
		Chlorine							
		pH							
		Chlorine							
		pH							
		Chlorine							
		pH							
		Chlorine							
		pH							

**Qualified Personnel Conducting Tests (Print Name):**

**SAP No.(s):**

**\*Signed:**

**Project Name:**

\* By signing, I hereby certify and affirm under penalty of perjury that all of the statements and conditions for hydrostatic discharge events are correct.

Have any thresholds been exceeded? Per Order No. R9-2010-0003, would this be a reportable discharge and must be reported **within 24 hours** of the event? [Reportable discharge would include violation of maximum gallons per day, any upset which exceeds any effluent limit]

**APPENDIX H**  
**SITE MAPS AND SCHEDULE OF WORK**

## APPENDIX H

<b>TABLE OF CONTENTS</b>	
<b>PAGE NO.</b>	<b>DESCRIPTION</b>
2	CONTRACTOR'S NOTES
3	VINCINITY MAP
4	KEY MAP
5	CONSTRUCTION STANDARDS
6	SCHEDULE OF WORK (WATER)
7	LEGEND
8	SITE MAPS FOR WATER PIPELINES
9	WORK BY CITY FORCES
10	SITE MAPS FOR SEWER PIPELINES
11	SCHEDULE OF WORK (SEWER)
12	SEWER MANHOLE & LATERAL TABLE
13	STREET RESURFACING
14	CURB RAMP LOCATION MAP AND CITY OF SAN DIEGO STANDARD DRAWINGS-GENERAL CURB RAMP NOTES,SUPPLEMENTAL DETAILS, CURB RAMP TYPES & CROSS GUTTER STANDARD DRAWINGS
15	PARKING LAYOUT AND ACCESSIBLE PARKING – CITY OF SAN DIEGO STANDARD DRAWINGS
16	REFERENCE AS-BUILTS
	WATER
	SEWER
	AT&T
	LEVEL3
	SDG&E
	TIME WARNER

# CONTRACTOR NOTES


## CONTRACTOR NOTES

1. CONTRACTOR TO EXCAVATE AROUND WATER METER BOX (CITY PROPERTY SIDE) TO DETERMINE IN ADVANCE, THE EXACT SIZE OF EACH SERVICE BEFORE TAPPING MAIN.
2. CITY FORCES, WHERE CALLED OUT SHALL MAKE PERMANENT CUTS & PLUGS, CONNECTIONS, ETC. EXISTING MAINS SHALL BE KEPT IN SERVICE IN LIEU OF HIGH-LINING.
3. STORM DRAIN INLETS ARE TO REMAIN FUNCTIONAL/OPERATIONAL AT ALL TIMES DURING CONSTRUCTION.
4. CONTRACTOR SHALL NOTIFY THE RESIDENT ENGINEER IMMEDIATELY IF A ONE FOOT VERTICAL SEPARATION (FROM OUTSIDE PIPE WALL TO OUTSIDE PIPE WALL) BETWEEN SEWER AND WATER MAINS CANNOT BE MAINTAINED.
5. CONTRACTOR SHALL NOTIFY THE RESIDENT ENGINEER IMMEDIATELY IF A 6-INCH VERTICAL SEPARATION (FROM OUTSIDE PIPE WALL TO OUTSIDE PIPE WALL) BETWEEN UTILITIES OTHER THAN SEWER AND WATER MAINS CANNOT BE MAINTAINED.
6. CONTRACTOR TO MAINTAIN A MINIMUM 3' OF COVER OVER TOP OF WATER MAIN.
7. IF ADDITIVE ALTERNATE "A" IS AWARDED, CONTRACTOR SHALL FURNISH MATERIALS, INSTALL, MAINTAIN AND DISMANTLE HI-LINE PER SPECIFICATION SECTION 700-1.1.2.
8. CONTRACTOR SHALL RESTORE ALL TRENCHES ON THE PAVEMENT WORKED BY CITY FORCES AFTER FINAL CONNECTION.
9. PLANS NEED TO BE APPROVED BY THE CALIFORNIA DEPARTMENT OF PUBLIC HEALTH (DPH) FOR ALL CROSSINGS WHERE VERTICAL CLEARANCE BETWEEN CROSSINGS IS LESS THAN ONE FOOT. INSTALLATION OF WATER MAINS AT THESE MAINS AT THESE CROSSINGS CANNOT PROCEED UNTIL DPH APPROVAL HAS BEEN OBTAINED.
10. POTHOLE ALL UTILITIES THAT CROSS PROPOSED WATER MAIN AND SEWER MAIN BEFORE TRENCHING.
11. CONTRACTOR SHALL LOCATE AND RECONNECT ALL SEWER LATERALS. LOCATIONS AS SHOWN ON THE MAPS ARE APPROXIMATE ONLY. LATERAL RECORDS ARE AVAILABLE TO THE CONTRACTOR AT THE WATER DEPARTMENT, 2797 CAMINTO CHALLAS. THE CONTRACTOR SHALL LOCATE THE IMPROVEMENTS THAT WILL BE AFFECTED BY LATERAL REPLACEMENTS.

## **CONTRACTOR NOTES**

12. CONTRACTOR SHALL POTHOLE TO VERIFY WATER AND SEWER PIPE SEPARATION IS 10 FEET. IF THE MINIMUM 10 FOOT HORIZONTAL SEPARTATION CAN NOT BE MANINTAINED, PLANS NEED APPROVAL FROM THE CALIFORNIA DEPARTMENT OF PUBLIC HEALTH (DPH). INSTALLATION OF THE WATER MAINS AT THESE LOCATIONS CANNOT PROCEED UNTIL DPH APPROVAL IS OBTAINED.
  
13. FOR COORDINATION FOR THE SHUTDOWN OF TRANSMISSION MAINS (16 INCHES AND LARGER), CONTRACT THE CITY'S SENIOR WATER DISTRIBUTION OPERATIONS SUPERVISOR AT (619) 527-7465. FOR COORDINATION OF THE SHUTDOWN OF DISTRIBUTION MAINS (LESS THAN 16 INCHES), CONTACT THE CITY'S WATER OPERATIONS DISTRICT AT (619) 527-3945.
  
14. STORM WATER PERMIT NUMBERS: R9-2010-0003 NPDES NO. CAG679001 AND R9-2013-0001 NPDES NO. CAS0109266.

# VICINITY MAP



## VICINITY MAP

No Scale

COMMUNITY NAME: CLAIREMONT MESA

COUNCIL DISTRICT: 2

SAP ID: B14146 (S) \ B14148 (W)

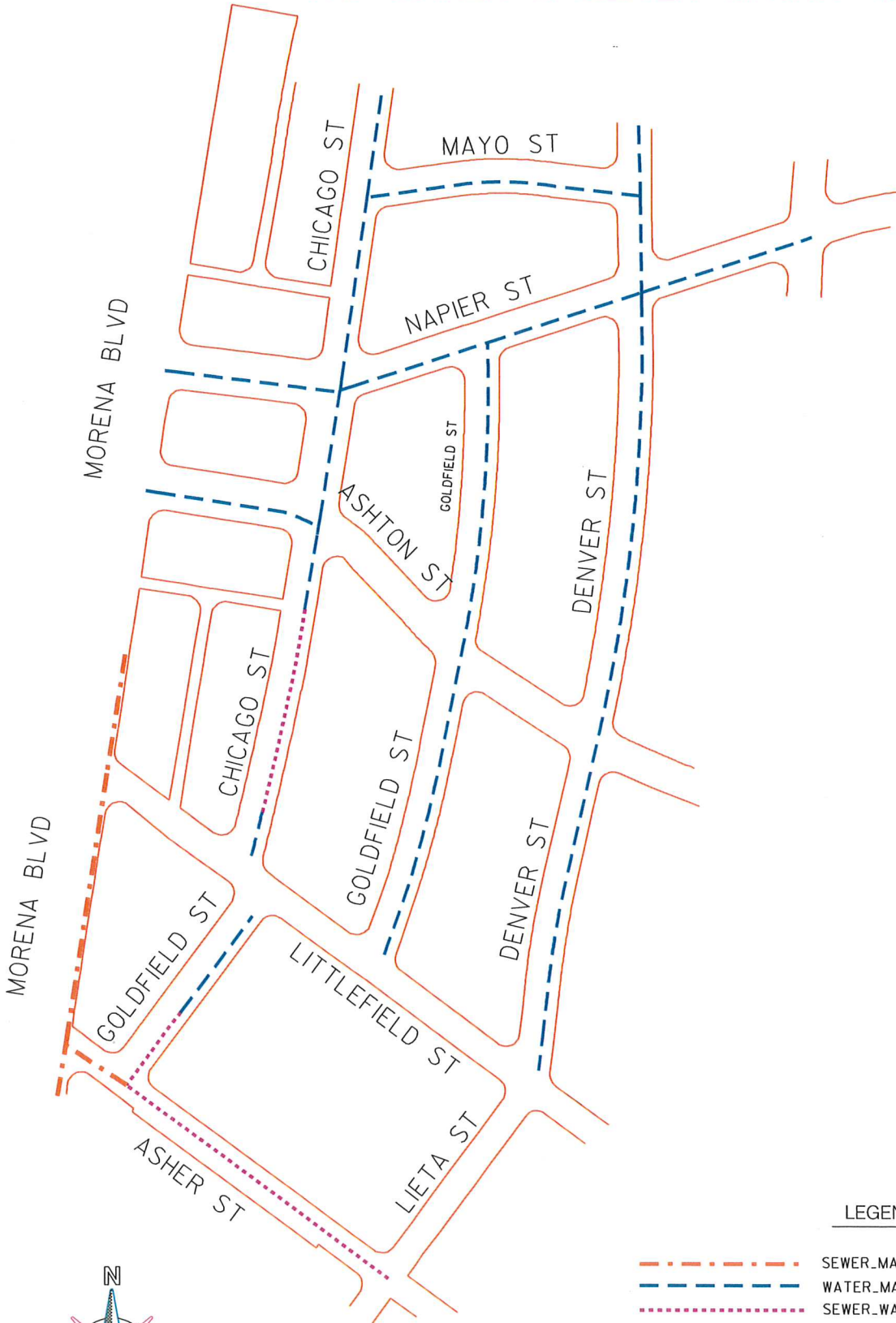
Date: October 2, 2014





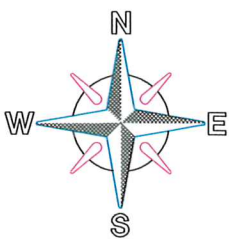
# KEY MAP

# AC WATER & SEWER GROUP 1004



## LEGEND

- SEWER\_MAIN REPLACEMENT
- WATER\_MAIN REPLACEMENT
- ... SEWER\_WATER\_MAIN REPLACEMENT



NO SCALE

# CONSTRUCTION STANDARDS

<b><u>STANDARD DRAWINGS</u></b>	<b><u>IMPROVEMENTS</u></b>
SDG-107, SDG-108, FOR TRENCH RESURFACING FOR ASPHALT CONCRETE SURFACED STREETS,	TRENCH RESURFACING
M-10	SURVEY MONUMENT
SDW-110, SDW-148, SDW-151, SDW-161	WATER MAIN & APPURTENANCES
SDW-106,SDW-143,SDW-144, SDW-145, SDW-146, SDW-158	AIR VALVES AND BLOWOFFS
SDW-109, SDW-152, SDW-153,WV-05	VALVES WITH CAPS AND WELLS
SDW-104, SDW-109, SDW-148, SDW-152 SDW-153	6" FIRE HYDRANT ASSEMBLY & MARKER, 2-PORT UNLESS SPECIFIED AS 3-PORT
6" (150MM) FIRE HYDRANT	
WS-03, WP-01, SDW-107, SDW-134, SDW-135 SDW-136, SDW-137, SDW-138, SDW-148, SDW-149, SDW-150	WATER SERVICE
SDW-109,SDW-118,SDW-148, SDW-152, SDW-153	FIRE SERVICE
WP-03	CUTTING AND PLUGGING ABANDONED WATER MAIN

# **SCHEDULE OF WORK (WATER)**

**AC Water & Sewer Group 1004- SCHEDULE OF WORK**

MAP NO.	FSN	INSTALLED DATE	STREET NAME	LENGTH (LF)	CONSTRAINTS	AVG DEPTH (LF) TOP OF PIPE	PIPE SIZE (Inches)	MATL	NO. OF WATER SERVICE	SIZE (Inch)	NOTE NO.	DESCRIPTION
1	396688		Goldfield St (between Littlefield St & Asher St ) PHASE 1	380		5'	8"	WTR	3	1"	1	BY CITY FORCES AHD OF CONTRACTOR: Close Valve, RT REMOVE 8" X 6" REDUCER,RT Open Valve, RT After new main passes BACTII Test (PHASE 1)
1			Goldfield St & Asher St Intersection PHASE 1				8"				2	By Contractor Furnish & Install: 1 - 8"x 8" TEE(MJ, MJ, F) 3 - 8" Valve, BK,LT
1	396759 396760	9/1/1957	Asher St (between Goldfield St & Leita St) PHASE 1	534		5'	8"	WTR	9	1"	3	BY CONTRACTOR FURNISH & INSTALL: 1 - 8" X 8" TEE (MJ, MJ, F) 1 - 8" Fire Service Connection & Assembly
1			Asher St & Leita St PHASE 1								4	BY CITY FORCES AHD OF CONTRACTOR: Close Valve, BK REMOVE 8" X 6" REDUCER,BK Open Valve, BK After new main passes BACTII Test (PHASE 1)
2	396717	5/1/1948	Chicago St & Napier St Intersection PHASE 2	242		5'	8"	WTR	5	1"	1	BY CITY FORCES AHD OF CONTRACTOR: Cut & Plug EX 6" AC WTR, BK,LT After new main passes BACTII Test (PHASE 2)
2			Chicago St & Napier St Intersection PHASE 2								2	BY CONTRACTOR FURINSH & INSTALL: 1 - 12" X 12" CROSS (F) 3 - 12" VALVES (F, MJ) BK,LT,RT 3-12"x 8" Reducer AHD, BK, LT 1-8" 15° bend , LT Close Valve, BK,LT Open Valve, BK,LT After new main passes BACTII Test (PHASE 2)
2			Chicago St South of Napier St PHASE 2								3	BY CONTRACTOR FURINSH & INSTALL: 1 - 8" X 6" TEE (MJ, MJ, F) 1 - 6" FH ASSEMBLY & MARKER
2	3996688	9/1/1957	Ashton St & Chicago St PHASE 2	591		5'	8"	WTR	15	1"	4	BY CONTRACTOR FURINSH & INSTALL: 1 - 8" X 12" TEE (MJ, MJ, F) 2 - 8" VALVE, AHD,BK
2			Chicago St & Littlefield St PHASE 2			5'					5	BY CITY FORCES AHD OF CONTRACTOR: Close Valve, BK REMOVE 8" X 6" REDUCER, BK Open Valve, BK After new main passes BACTII Test (PHASE 2)

**AC Water & Sewer Group 1004- SCHEDULE OF WORK**

MAP NO.	FSN	INSTALLED DATE	STREET NAME	LENGTH (LF)	CONSTRAINTS	AVG DEPTH (LF) TOP OF PIPE	PIPE SIZE (Inches)	MATL	NO. OF WATER SERVICE	SIZE (Inch)	NOTE NO.	DESCRIPTION
2	396719	5/1/1948	Napier St & Morena Bl PHASE 2	310		5'	12"	WTR	9	1"	6	BY CITY FORCES AHD OF CONTRACTOR CUT-IN:  1 - 16" X 12" TEE (MJ, MJ, F) 1 - 12" VALVE, LT 1 - 16" VALVE, BK CLOSE VALVE, BK OPEN VALVE, BK After new main passes BACTII Test (PHASE 2)
2	396694	5/1/1948	Ashton St & Morena Bl PHASE 2	310		5'	12"	WTR	6	1"	7	BY CITY FORCES AHD OF CONTRACTOR CUT-IN:  1 - 16" X 12" TEE (MJ, MJ, F) 1 - 12" VALVE (F, MJ) LT 2 - 16" Butterfly Valve, BK, AHD CLOSE VALVE, AHD, BK, LT OPEN VALVE, AHD, BK After new main passes BACTII Test (PHASE 2)
3	396673	5/1/1948	CHICAGO ST PHASE 3	196		5'	8"	WTR	5	1"	1	BY CONTRACTOR FURINSH & INSTALL: 1 - 8" End Cap
3			CHICAGO ST & MAYO ST PHASE 3								2	BY CITY FORCES AHD OF CONTRACTOR : CUT & PLUG EX 6" AC, LT After new main passes BACTII Test (PHASE 3)
3	396706	5/1/1948	CHICAGO ST & MAYO ST PHASE 3	341		5'	8"	WTR	8	1"	3	BY CONTRACTOR FURINSH & INSTALL: 1 - 8" X 8" TEE (MJ, MJ, F) 2 - 8" VALVE, LT, AHD 1-8" 15° bend , LT
3			CHICAGO ST PHASE 3								4	BY CONTRACTOR FURINSH & INSTALL: 1 - 8" X 6" TEE (MJ, MJ, F) 1 - 6" FH ASSEMBLY & MARKER
3			CHICAGO ST & NAPIER ST PHASE 3								5	BY CITY FORCES AHD OF CONTRACTOR : CLOSE VALVE, BK OPEN VALVE, BK After new main passes BACTII Test (PHASE 3)

**AC Water & Sewer Group 1004- SCHEDULE OF WORK**

MAP NO.	FSN	INSTALLED DATE	STREET NAME	LENGTH (LF)	CONSTRAINTS	AVG DEPTH (LF) TOP OF PIPE	PIPE SIZE (Inches)	MATL	NO. OF WATER SERVICE	SIZE (Inch)	NOTE NO.	DESCRIPTION
4			CHICAGO ST & MAYO ST PHASE 3								1	BY CITY FORCES AHD OF CONTRACTOR : CLOSE VALVE, AHD OPEN VALVE, AHD After new main passes BACTII Test (PHASE 4)
4	396712	5/1/1948	DENVER ST PHASE 4	124		5'	8"	WTR	1	1"	2	BY CONTRACTOR FURINSH & INSTALL: 1 - 2" BLOW OFF ASSEMBLY
4			MAYO ST & DENVER ST PHASE 4	483		5'	8"	WTR	10	1"	3	BY CONTRACTOR FURINSH & INSTALL: 1 - 8" X 8" TEE (MJ, MJ, F) 2 - 8" VALVE, BK,RT After new main passes BACTII Test (PHASE 4)
4			NAPIER ST & DENVER ST PHASE 4								4	BY CITY FORCES AHD OF CONTRACTOR: CUT & PLUG EX 6" AC WTR, BK,AHD,RT Reconnect after new main passes BACTII Test (PHASE 4)
4	396667	5/1/1948	NAPIER ST & DENVER ST PHASE 4	169		5'	8"	WTR	2	1"	5	BY CONTRACTOR FURINSH & INSTALL: 1 - 8" X 8" CROSS (F) 3 - 8" VALVE,BK, LT,RT CLOSE VALVE,LT OPEN VALVE,LT After new main passes BACTII Test (PHASE 4)
5	396705 396704	5/1/1948	NAPIER ST & CHICAGO ST PHASE 5	273		5'	8"	WTR	3	1"	1	BY CITY FORCES AHD OF CONTRACTOR: Close Valve, AHD Open Valve, AHD After new main passes BACTII Test (PHASE 5)
5			NAPIER ST & CHICAGO ST PHASE 5								2	BY CONTRACTOR FURINSH & INSTALL: 1 - 8" X 6" TEE (MJ, MJ, F) 1 - 6" FH ASSEMBLY & MARKER
5			NAPIER ST & GOLDFIELD ST PHASE 5								3	BY CITY FORCES AHD OF CONTRACTOR: CUT & PLUG EX 6" AC WTR, RT Reconnect after new main passes BACTII Test (PHASE 5)
5	396720	5/1/1948	NAPIER ST & GOLDFIELD ST PHASE 5	283		5'	8"	WTR	3	1"	4	BY CONTRACTOR FURINSH & INSTAL: 1 - 8" X 8" TEE (MJ, MJ, F) 2 - 8" VALVE, AHD, RT 1-8" 15° bend, RT After new main passes BACTII Test (PHASE 5)
5			NAPIER ST & DENVER ST PHASE 5								5	BY CONTRACTOR FURINSH & INSTALL: 1 - 8" X 6" TEE (MJ, MJ, F) 1 - 6" FH ASSEMBLY & MARKER



**AC Water & Sewer Group 1004- SCHEDULE OF WORK**

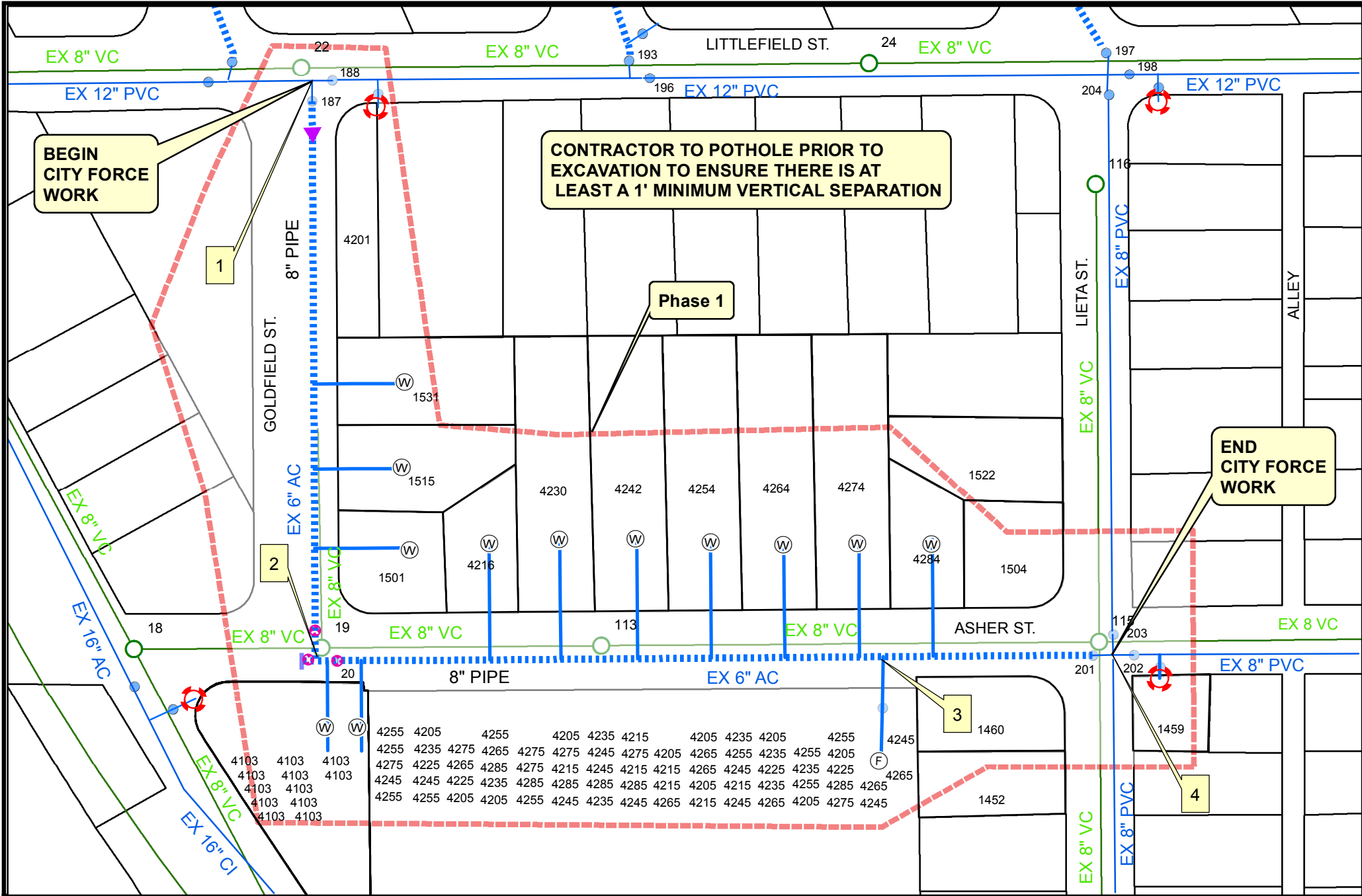
MAP NO.	FSN	INSTALLED DATE	STREET NAME	LENGTH (LF)	CONSTRAINTS	AVG DEPTH (LF) TOP OF PIPE	PIPE SIZE (Inches)	MATL	NO. OF WATER SERVICE	SIZE (Inch)	NOTE NO.	DESCRIPTION
5	401262	5/1/1948	NAPIER ST & DENVER ST PHASE 5	314		5'	8"	WTR	0	1"	6	BY CITY FORCES AHD OF CONTRACTOR: Close Valve, LT, RT Open Valve, LT,RT After new main passes BACTII Test (PHASE 5)
5			ERIE ST & NAPIER ST PHASE 5								7	BY CITY FORCES AHD OF CONTRACTOR CUT-IN: 1 - 8" X 8" TEE (MJ, MJ, F) 2 - 8" VALVE, BK,RT 2 - 8" X 6" REDUCERS,LT,RT Close Valve, LT Open Valve, LT After new main passes BACTII Test (PHASE 5)
6	396708	5/1/1948	GOLDFIELD ST & NAPIER ST PHASE 6	1097		5'	8"	WTR	30	1"	1	BY CITY FORCES AHD OF CONTRACTOR: Close Valve, AHD Open Valve, AHD After new main passes BACTII Test (PHASE 6)
6			GOLDFIELD ST & ASHTON ST PHASE 6								2	BY CONTRACTOR FURINSH & INSTALL: 1 - 8" X 6" TEE (MJ, MJ, F) 1 - 6" FH ASSEMBLY & MARKER
6			GOLDFIELD ST & LITTLEFIELD ST PHASE 6								3	BY CONTRACTOR FURINSH & INSTALL: 1 - 8" X 6" TEE (MJ, MJ, F) 1 - 6" FH ASSEMBLY & MARKER
6			GOLDFIELD ST & LITTLEFIELD ST PHASE 6								4	BY CITY FORCES AHD OF CONTRACTOR: Close Valve, BK REMOVE 8" X 6" REDUCER,BK Open Valve, BK After new main passes BACTII Test (PHASE 6)
7	396711	5/1/1948	NAPIER ST & DENVER ST PHASE 7	1383		5'	8"	WTR	38	1"	1	BY CITY FORCES AHD OF CONTRACTOR: Close Valve, AHD Open Valve, AHD After new main passes BACTII Test (PHASE 7)
7			DENVER ST & ASHTON ST PHASE 7								2	BY CONTRACTOR FURINSH & INSTALL: 1 - 8" X 6" TEE (MJ, MJ, F) 1 - 8" VALVE, BK 1 - 6" FH ASSEMBLY & MARKER
7			DENVER ST & LITTLEFIELD ST PHASE 7								3	BY CITY FORCES AHD OF CONTRACTOR: Close Valve, BK REMOVE 8" X 6" REDUCER, BK Open Valve, BK After new main passes BACTII Test (PHASE 7)

# LEGEND

# Legend

- ◆ EX\_PLUG
- Ⓢ EX\_SEWER\_SERVICES
- REPLACE\_IN\_PLACE\_SEWER
- EX\_SEWER\_MAINS
- EX\_MANHOLES
- ⊗ REPLACE\_IN\_PLACE\_MANHOLE
- Ⓜ NEW\_MANHOLE
- ⓕ EX\_FIRE\_SERVICES
- Ⓜ EX\_WATER\_SERVICES
- | EX\_END\_CAP
- EX\_VALVES
- ⊕ PROPOSED\_VALVES
- ⊗ REPLACE\_IN\_PLACE\_FIRE\_HYDRANTS
- ⊗ EX\_FIRE\_HYDRANTS
- EX\_WATER\_MAINS
- EX\_WATER\_SERVICES
- ⋯ WATER\_MAIN\_REPLACEMENT
- [ CUT\_AND\_PLUG
- ▶ REDUCER

# **SITE MAPS FOR WATER PIPELINES**



**CITY FORCES NOTES:**  
 LIMITS OF HIGHLINING APPROXIMATELY FROM GOLDFIELD ST TO ASHER ST SHALL BE HIGHLINED BY CITY FORCES TO FURNISH HIGHLINING MATERIALS AND PERFORM TRANSFER OF SERVICES

PROPOSED 8" SEWER MAIN ON THIS CONTRACT. SEE MAP 8

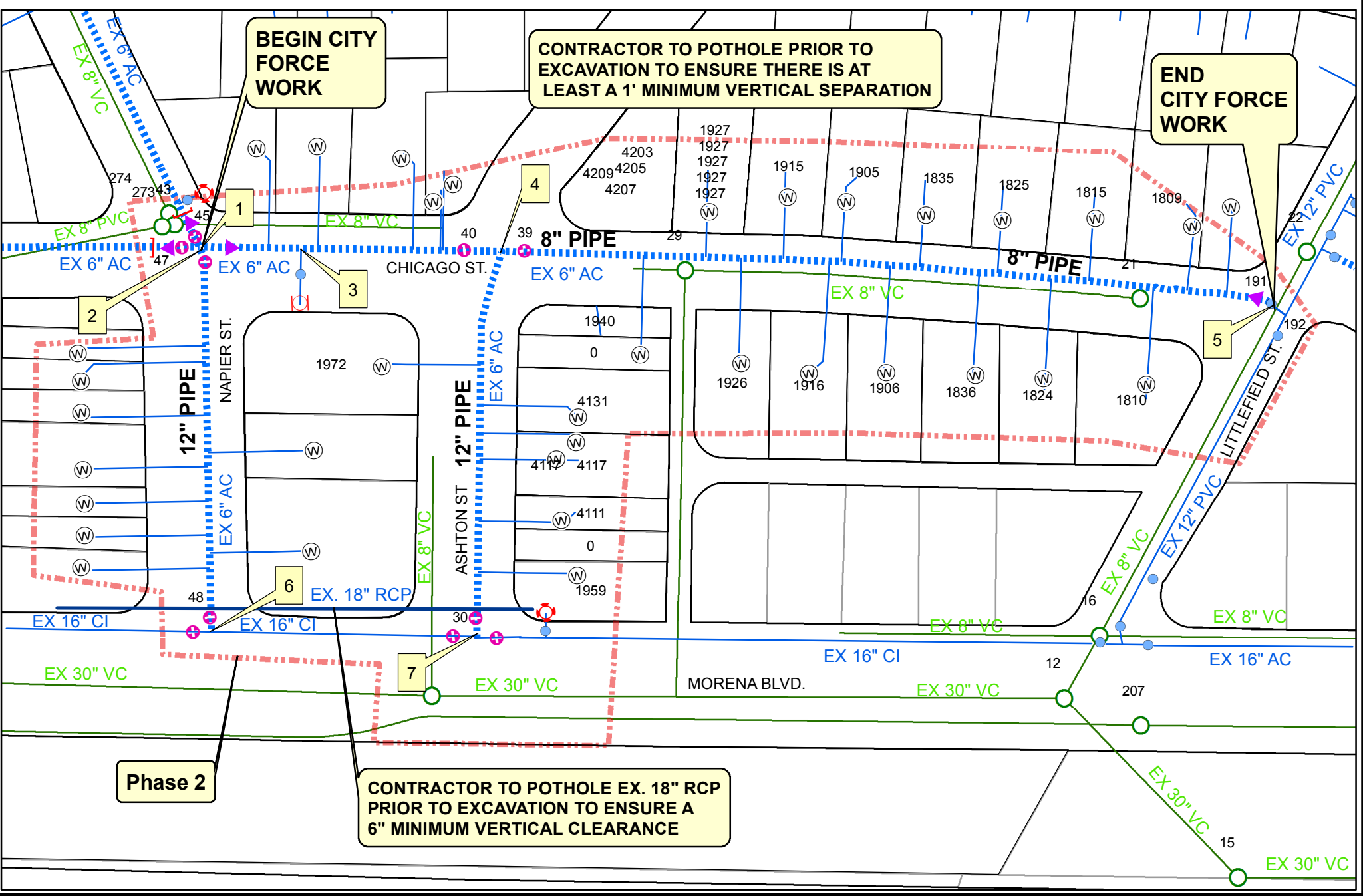


AC WATER & SEWER GROUP 1004 GOLDFIELD ST. & ASHER ST		
WBS# B-14146	MAP NO. 1	THOMAS BROS. 1268 E1

**BEGIN CITY FORCE WORK**

**CONTRACTOR TO POT HOLE PRIOR TO EXCAVATION TO ENSURE THERE IS AT LEAST A 1' MINIMUM VERTICAL SEPARATION**

**END CITY FORCE WORK**



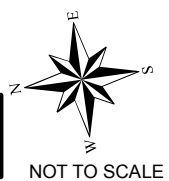
**Phase 2**

**CONTRACTOR TO POT HOLE EX. 18" RCP PRIOR TO EXCAVATION TO ENSURE A 6" MINIMUM VERTICAL CLEARANCE**

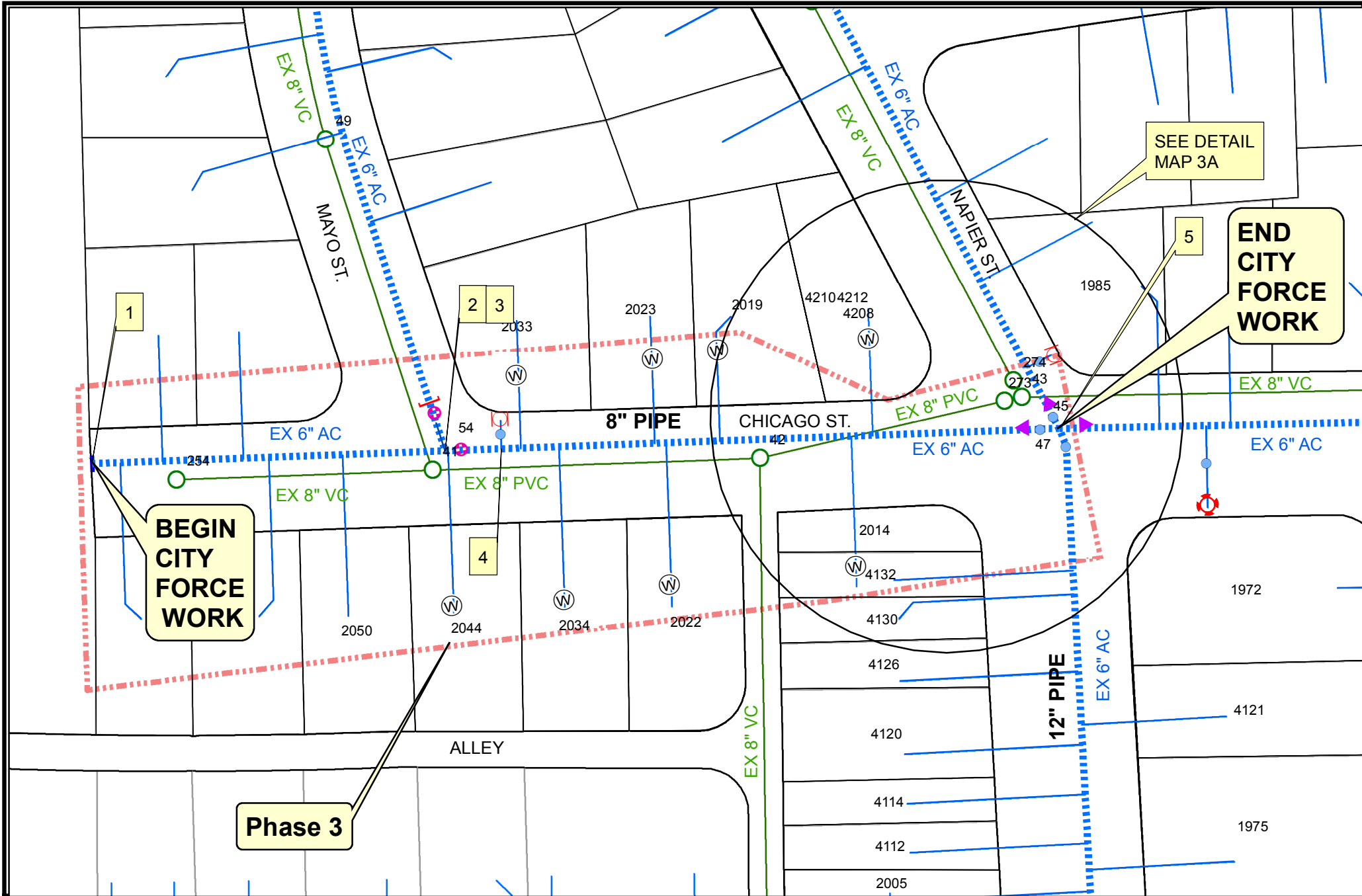


**CITY FORCES NOTES:**  
LIMITS OF HIGHLINING APPROXIMATELY FROM MORAGA AVE TO CADDEN DR SHALL BE HIGHLINED BY CITY FORCES TO FURNISH HIGHLINING MATERIALS AND PERFORM TRANSFER OF SERVICES

PROPOSED 8" SEWER MAIN ON THIS CONTRACT. SEE MAP 8



WATER GROUP 1004 CHICAGO ST.(BTW. NAPIER ST. & LITTLEFIELD ST.)		
WBS# B-14146	MAP NO. 2	THOMAS BROS. 1268 E1



**BEGIN CITY FORCE WORK**

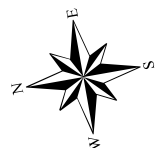
SEE DETAIL MAP 3A

**END CITY FORCE WORK**

**Phase 3**



**CITY FORCES NOTES:**  
 LIMITS OF HIGHLINING APPROXIMATELY FROM MORAGA AVE TO CADDEN DR SHALL BE HIGHLINED BY CITY FORCES TO FURNISH HIGHLINING MATERIALS AND PERFORM TRANSFER OF SERVICES

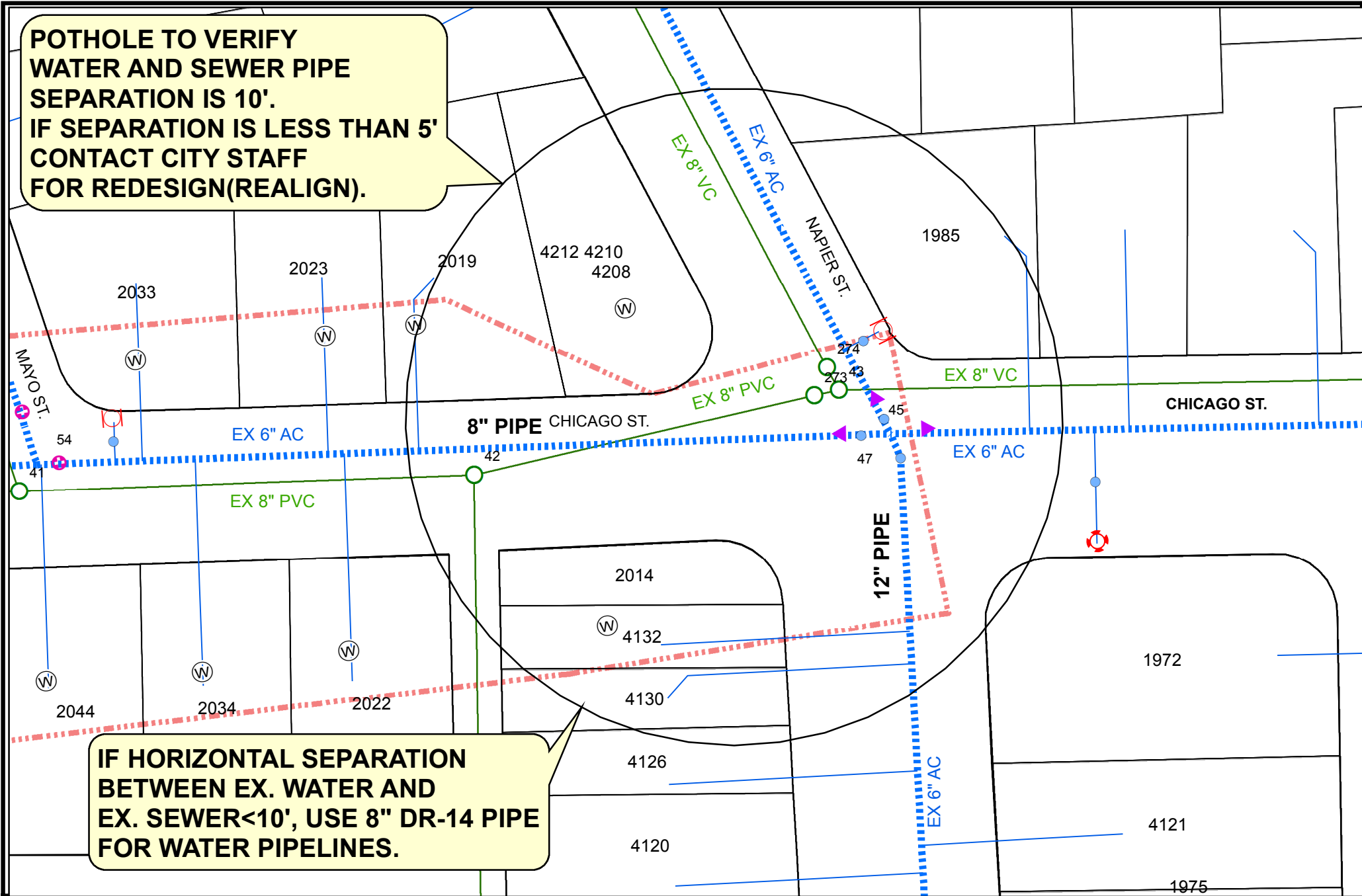


NOT TO SCALE

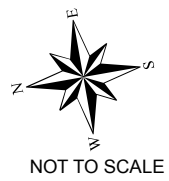
WATER GROUP 1004 CHICAGO ST. (BTW MAYO ST. & NAPIER ST.)		
WBS# B-14146	MAP NO. 3	THOMAS BROS. 1268 E1

**POTHOLE TO VERIFY WATER AND SEWER PIPE SEPARATION IS 10'. IF SEPARATION IS LESS THAN 5' CONTACT CITY STAFF FOR REDESIGN (REALIGN).**

**IF HORIZONTAL SEPARATION BETWEEN EX. WATER AND EX. SEWER < 10', USE 8" DR-14 PIPE FOR WATER PIPELINES.**

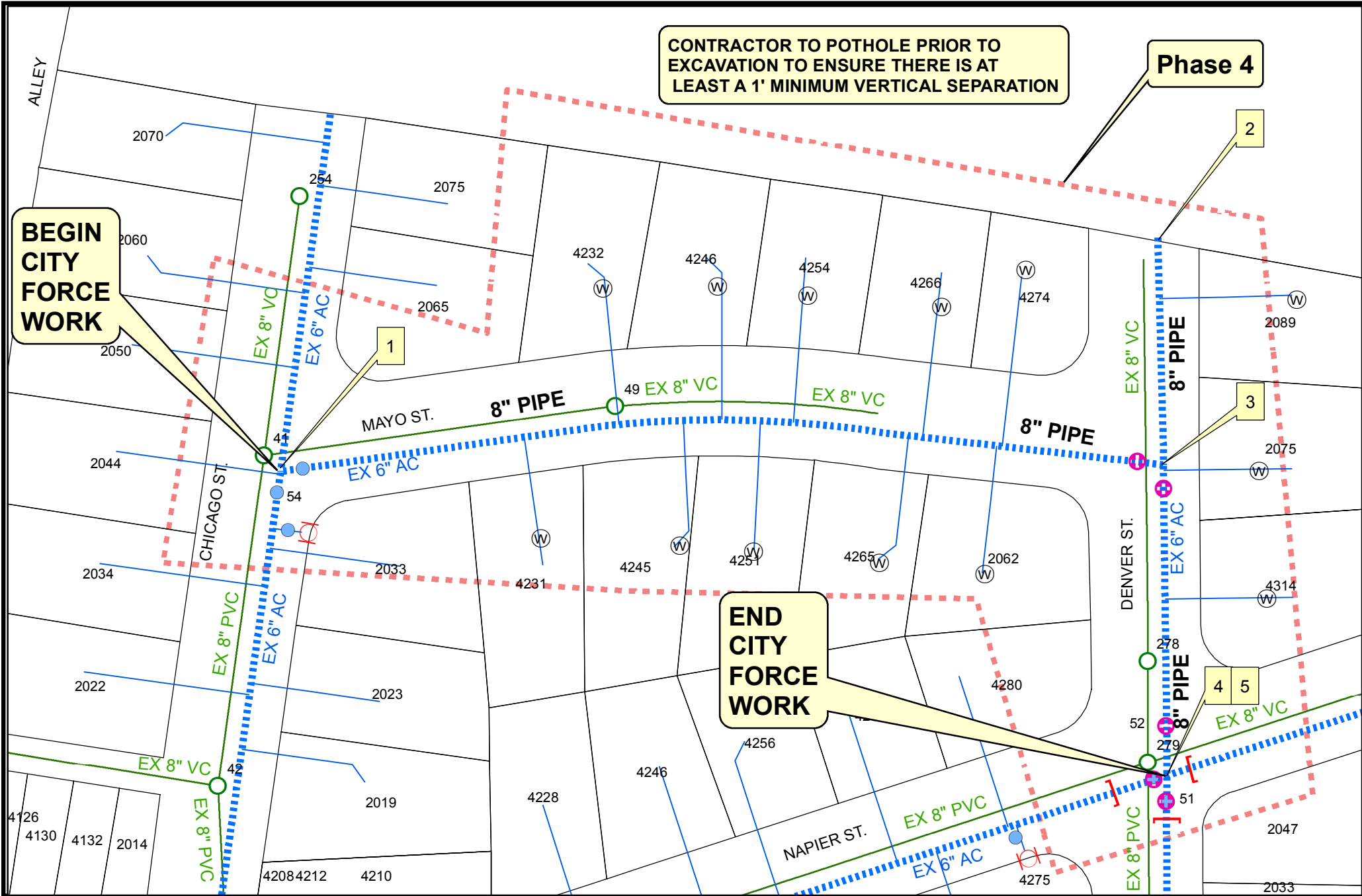


**CITY FORCES NOTES:**  
 LIMITS OF HIGHLINING APPROXIMATELY FROM MORAGA AVE TO CADDEN DR SHALL BE HIGHLINED BY CITY FORCES TO FURNISH HIGHLINING MATERIALS AND PERFORM TRANSFER OF SERVICES



<b>WATER GROUP 1004</b> <b>CHICAGO ST.(BTW, MAYO ST. &amp; NAPIER ST.)</b>		
<b>WBS# B-14146</b>	<b>MAP NO.</b> <b>3A (DETAIL)</b>	<b>THOMAS BROS.</b> <b>1268 E1</b>





CONTRACTOR TO POTHOLE PRIOR TO EXCAVATION TO ENSURE THERE IS AT LEAST A 1' MINIMUM VERTICAL SEPARATION

Phase 4

BEGIN CITY FORCE WORK

END CITY FORCE WORK

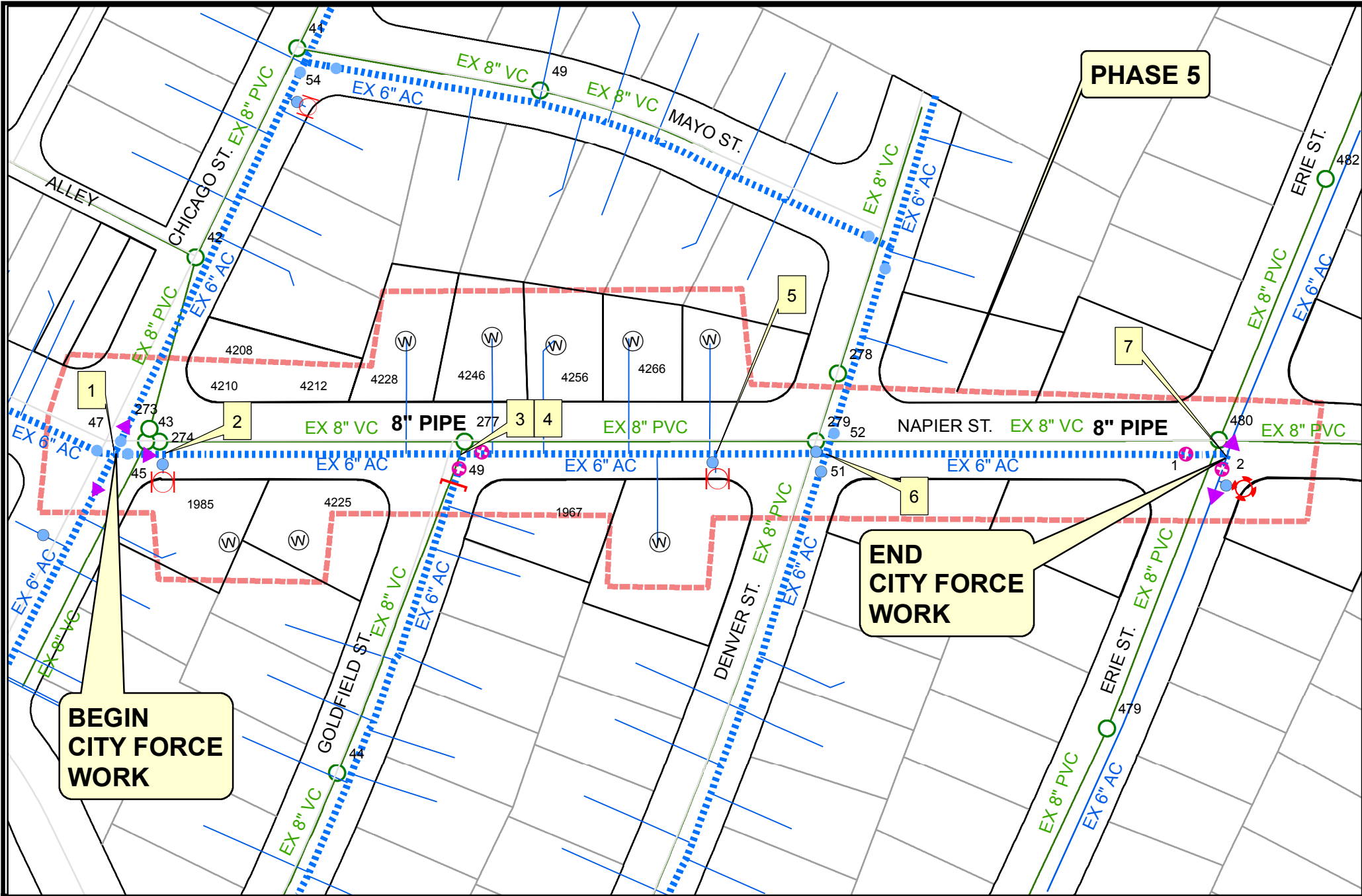


CITY FORCES NOTES:  
 LIMITS OF HIGHLINING APPROXIMATELY FROM MORAGA AVE TO CADDEN DR SHALL BE HIGHLINED BY CITY FORCES TO FURNISH HIGHLINING MATERIALS AND PERFORM TRANSFER OF SERVICES




NOT TO SCALE

WATER GROUP 1004 MAYO ST. (BTW CHICAGO ST. & DENVER ST.)		
WBS# B-14146	MAP NO. 4	THOMAS BROS. 1268 E1



**CITY FORCES NOTES:**  
LIMITS OF HIGHLINING APPROXIMATELY FROM MORAGA AVE TO CADDEN DR SHALL BE HIGHLINED BY CITY FORCES TO FURNISH HIGHLINING MATERIALS AND PERFORM TRANSFER OF SERVICES

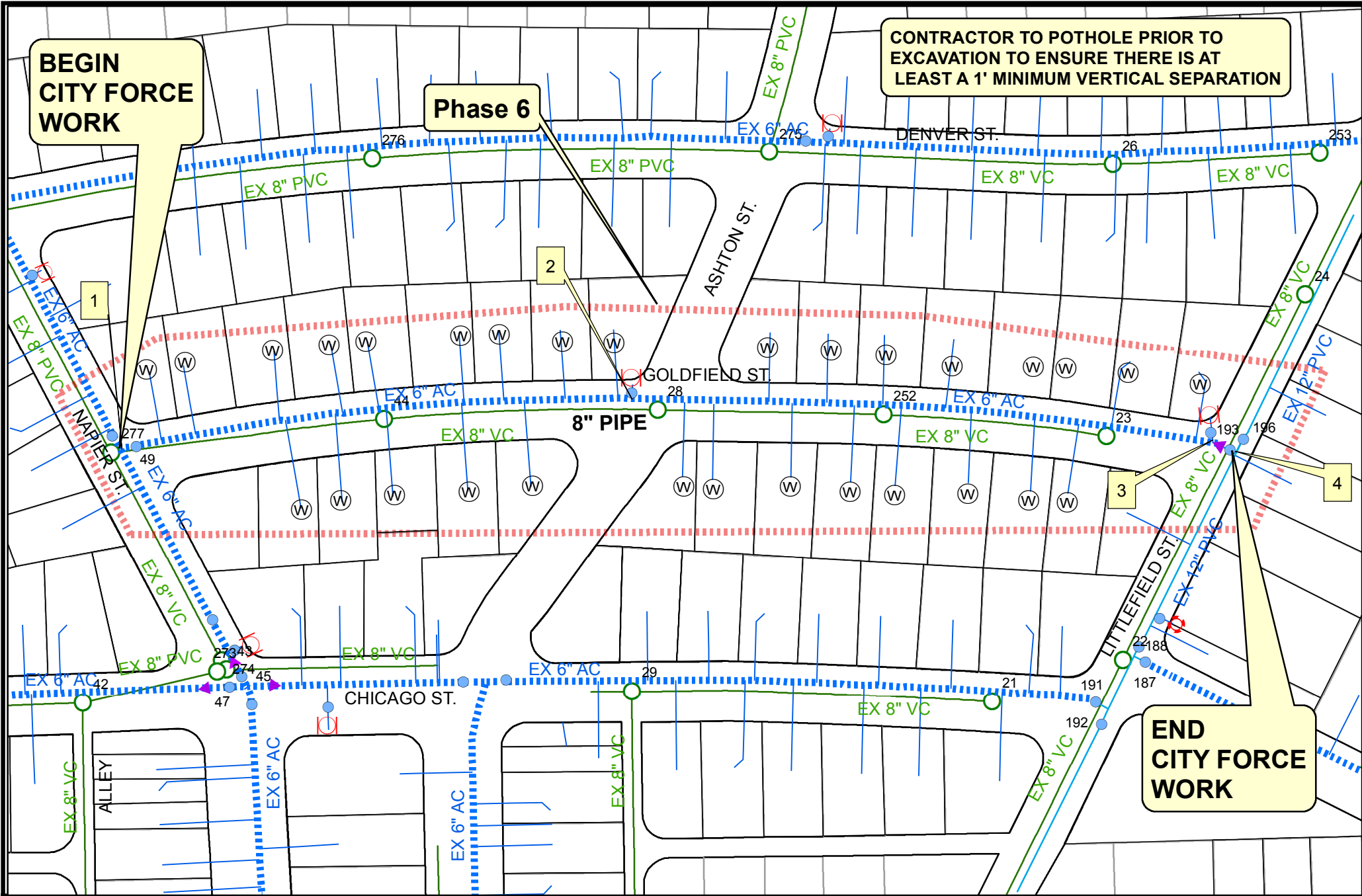


WATER GROUP 1004 NAPIER ST.(BTW CHICAGO ST. & ERIE ST.)		
WBS# B-14146	MAP NO. 5	THOMAS BROS. 1268 E1

**BEGIN  
CITY FORCE  
WORK**

**CONTRACTOR TO POTHOLE PRIOR TO  
EXCAVATION TO ENSURE THERE IS AT  
LEAST A 1' MINIMUM VERTICAL SEPARATION**

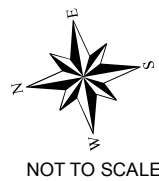
**Phase 6**



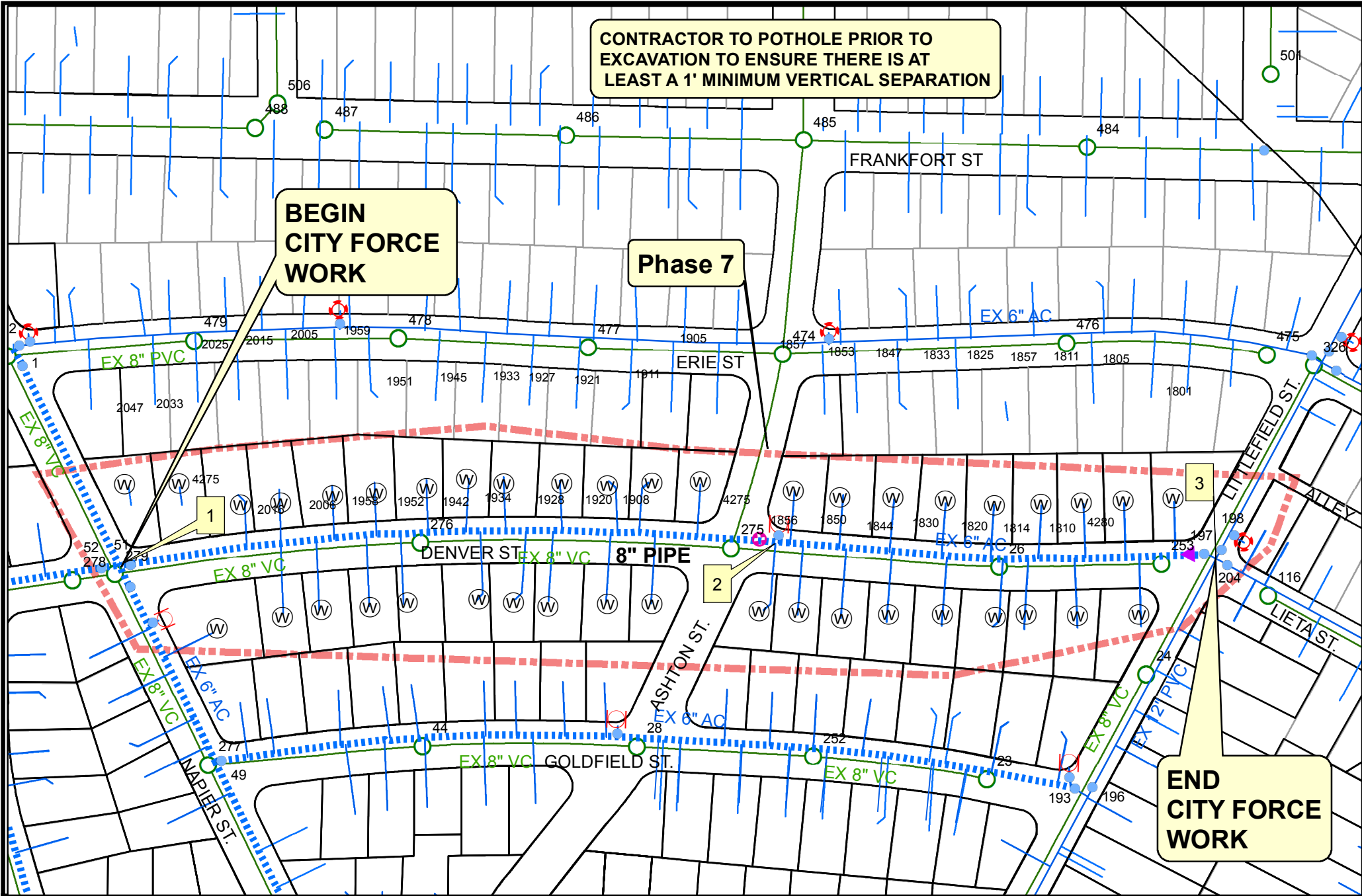
**END  
CITY FORCE  
WORK**



**CITY FORCES NOTES:**  
LIMITS OF HIGHLINING APPROXIMATELY FROM MORAGA AVE TO CADDEN DR SHALL BE HIGHLINED BY CITY FORCES TO FURNISH HIGHLINING MATERIALS AND PERFORM TRANSFER OF SERVICES



WATER GROUP 1004 GOLDFIELD ST.(BTW NAPIER ST. & LITTLEFIELD ST.)		
WBS# B-14146	MAP NO. 6	THOMAS BROS. 1268 E1



**CONTRACTOR TO POTHOLE PRIOR TO EXCAVATION TO ENSURE THERE IS AT LEAST A 1' MINIMUM VERTICAL SEPARATION**

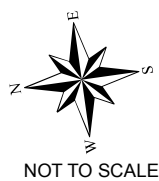
**BEGIN CITY FORCE WORK**

**Phase 7**

**END CITY FORCE WORK**



**CITY FORCES NOTES:**  
 LIMITS OF HIGHLINING APPROXIMATELY FROM MORAGA AVE TO CADDEN DR SHALL BE HIGHLINED BY CITY FORCES TO FURNISH HIGHLINING MATERIALS AND PERFORM TRANSFER OF SERVICES

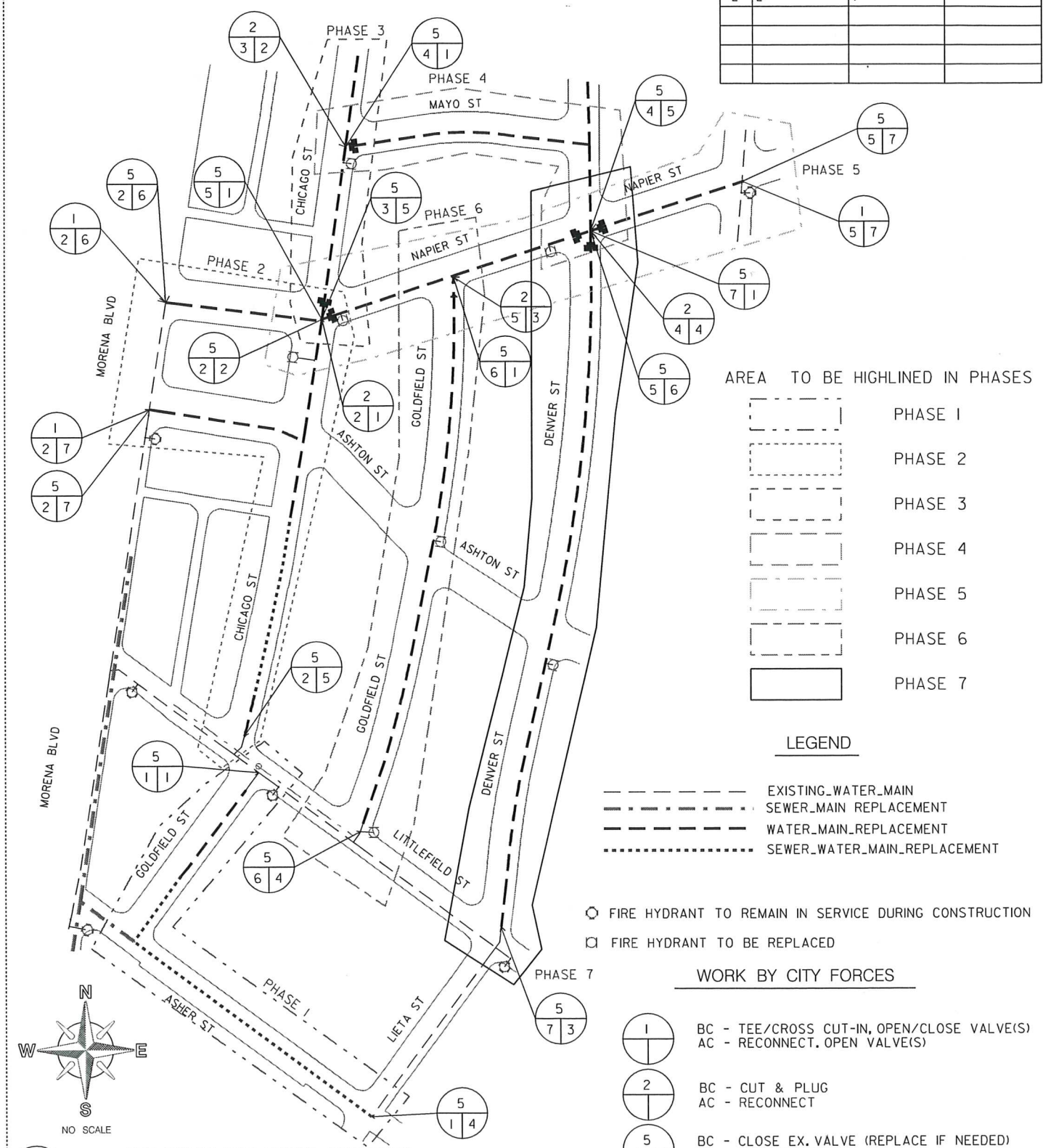


WATER GROUP 1004 DENVER ST.(BTW NAPIER ST. & LITTLEFIELD ST.)		
WBS# B-14146	MAP NO. 7	THOMAS BROS. 1268 E1

# **WORK BY CITY FORCES**

# WORK BY CITY FORCES AC WATER & SEWER GROUP 1004

CONTRACTOR FURNISHED MATERIALS FOR CITY FORCE WORK			
MAP	16" BUTTERFLY	16" VALVES	
2	2	1	



AREA TO BE HIGHLIGHTED IN PHASES

	PHASE 1
	PHASE 2
	PHASE 3
	PHASE 4
	PHASE 5
	PHASE 6
	PHASE 7

LEGEND

	EXISTING_WATER_MAIN
	SEWER_MAIN REPLACEMENT
	WATER_MAIN REPLACEMENT
	SEWER_WATER_MAIN REPLACEMENT

- FIRE HYDRANT TO REMAIN IN SERVICE DURING CONSTRUCTION
- FIRE HYDRANT TO BE REPLACED

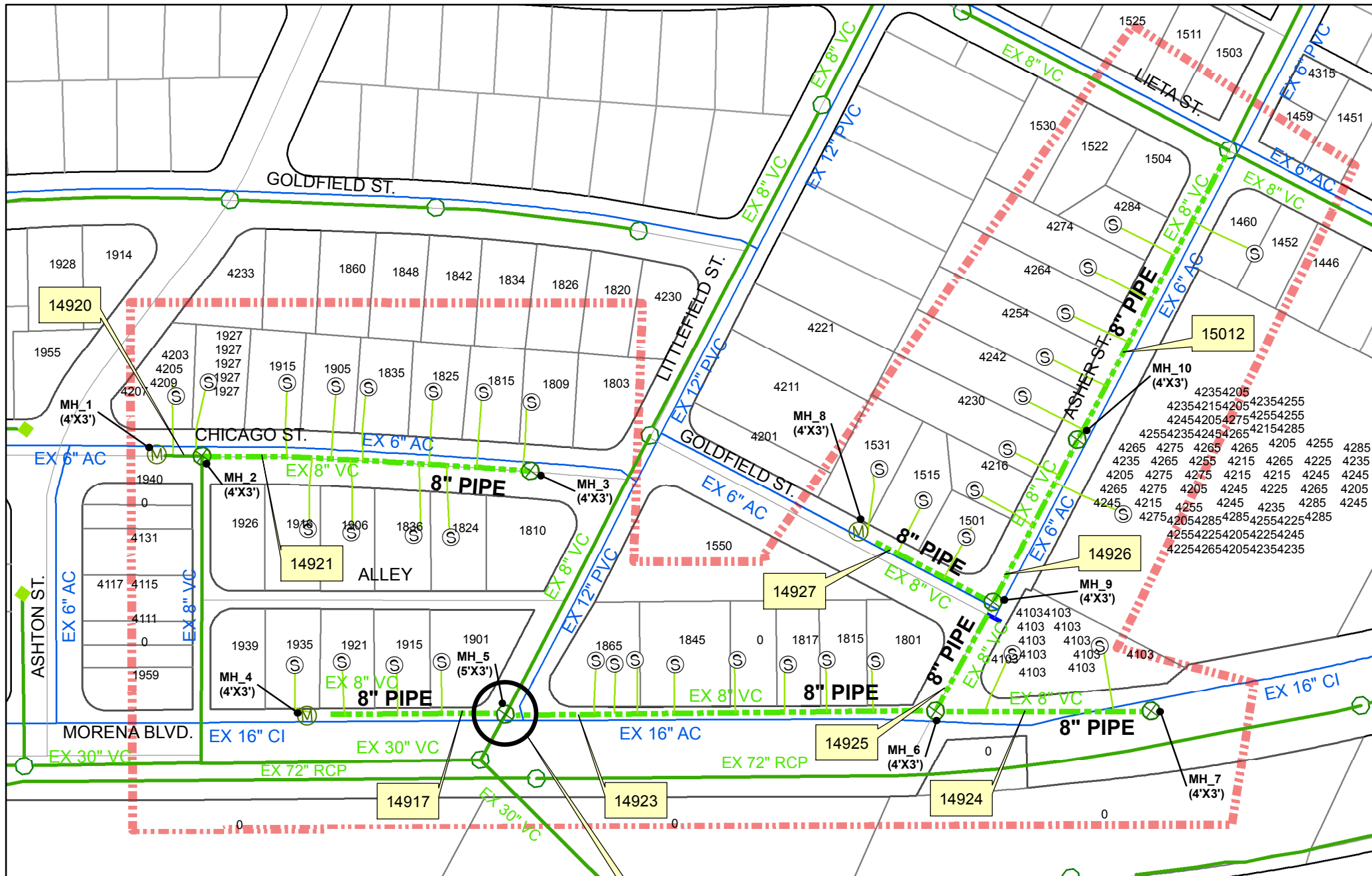
WORK BY CITY FORCES

	BC - TEE/CROSS CUT-IN, OPEN/CLOSE VALVE(S) AC - RECONNECT. OPEN VALVE(S)
	BC - CUT & PLUG AC - RECONNECT
	BC - CLOSE EX. VALVE (REPLACE IF NEEDED) AC - OPEN EX. VALVE

CITY FORCES NOTE NUMBER (THIS SHEET)  
 CITY FORCES NOTE NUMBER (MAP & SCHEDULE).  
 MAP NUMBER

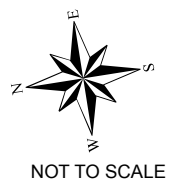
BC --- BEFORE CONTRACTOR  
 AC --- AFTER CONTRACTOR

# **SITE MAPS FOR SEWER PIPELINES**



SEE DETAIL "A"  
MAP NO. 8A

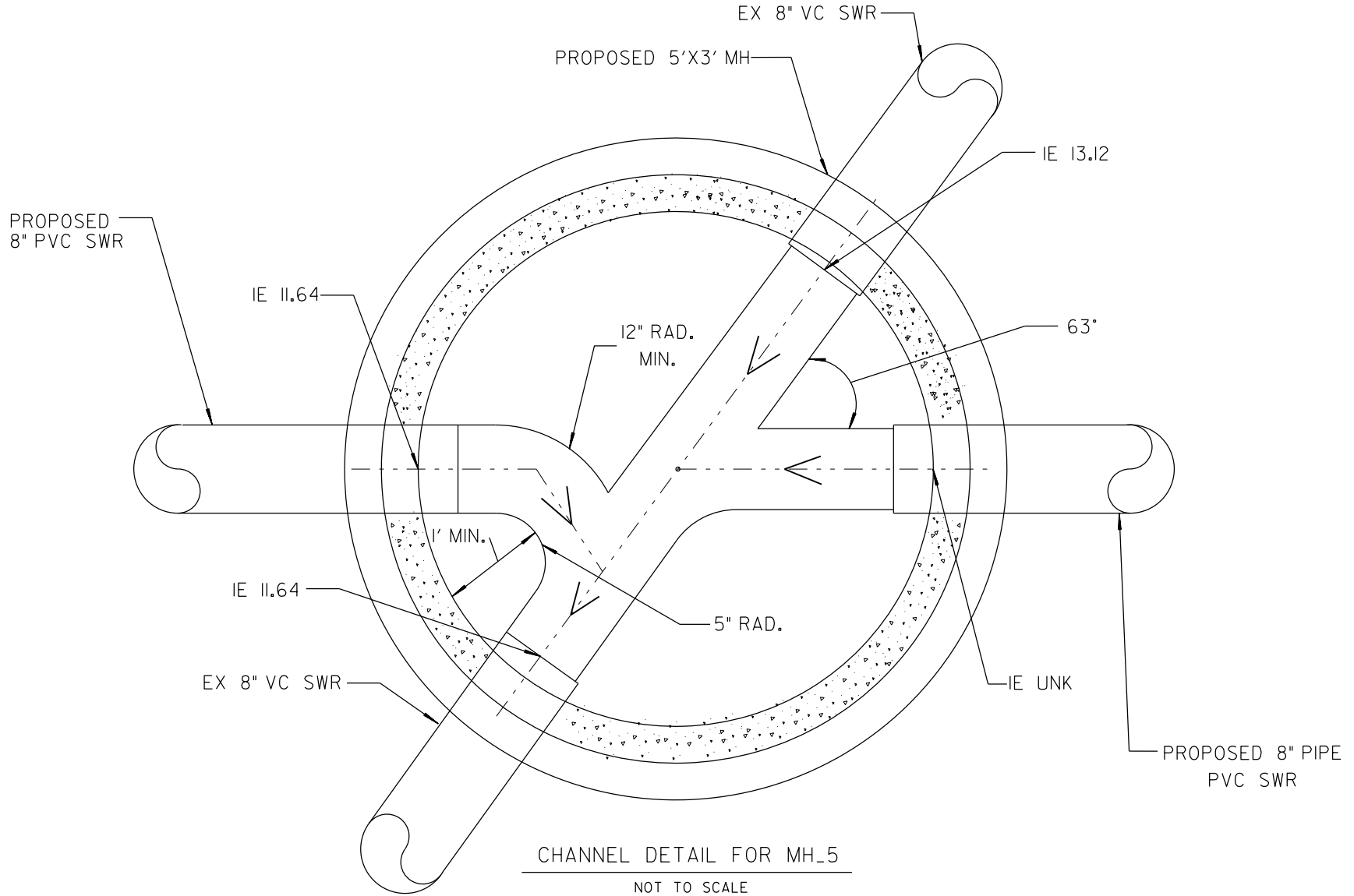
PROPOSED 8" WTR MAIN INCLUDED  
IN THIS CONTRACT. SEE MAPS 1 & 2



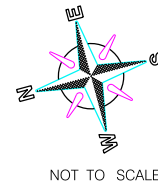
AC WATER & SEWER GROUP 1004		
MORENA BLVD. ASHER ST. CHICAGO ST. & GOLDFIELD ST.		
WBS# B-14146	MAP NO. 8	THOMAS BROS. 1268 E1







CHANNEL DETAIL FOR MH\_5  
 NOT TO SCALE  
 DETAIL "A"



AC WATER & SEWER GROUP 1004		
MORENA ST., CHICAGO ST. & GOLDFIELD		
WBS# B-14146	MAP NO. 8A	THOMAS BROS. 1268 E1

# SCHEDULE OF WORK (SEWER)



## AC Water & Sewer 1004

Sewer Pipelines WBS: B-14148

MAP SHT NO.	THOMAS BRO.	STREET NAME	FSN	LENGTH	SIZE	MAT'L.	ACTION	LATERALS	DS MH ID	DS MH IE	DS MH DEPTH	US MH ID	US MH IE	US MH DEPTH	COUNCIL DISTRICT	COMMUNITY	GATE PAGE
8	1268 E1	Morena Blvd	14917	210	8	VC	Replace in Place	4	16	11.64	N/A	11 (plug)	13.11	8	2	Clairemont Mesa	D16S
8	1268 E1	Morena Blvd	14923	478	8	VC	Replace in Place	8	16	11.64	8	18	14.51	6	2	Clairemont Mesa	D16S
8	1268 E1	Morena Blvd	14924	260	8	VC	Replace in Place	2	18	14.51	6	112	17.11	N/A	2	Clairemont Mesa	D16S
8	1268 E1	Asher Street	14925	148	8	VC	Replace in Place	0	18	14.51	6	19	19.89	6	2	Clairemont Mesa	D16S
8	1268 E1	Goldfield Street	14927	160	8	VC	Replace in Place	3	19	19.89	6	20 (plug)	22.29	N/A	2	Clairemont Mesa	D16S
8	1268 E1	Asher Street	14926	216	8	VC	Replace in Place	3	19	19.89	6	113	27.76	6	2	Clairemont Mesa	D16S
8	1268 E1	Asher Street	15012	365	8	VC	Replace in Place	6	113	27.76	6	115	37.59	10	2	Clairemont Mesa	D16S
8	1268 E1	Chicago Street	14921	360	8	VC	Replace in Place	10	29	18.93	8	21	21.64	8	2	Clairemont Mesa	D16S
8	1268 E1	Chicago Street	14920	20	8	VC	Replace in Place	2	29	18.93	8.00	30 (plug)	N/A	N/A	2	Clairemont Mesa	D16S

NEW MH (Total)     3  
 REPLACE MH (Total)     7

# SEWER MANHOLE & LATERAL TABLE

## AC Water & Sewer 1004



WBS No.: B- 14148

Manholes

MAP SHT NO.	THOMAS BRO.	STREET NAME	MH ID	MANHOLE IE	MANHOLE DEPTH	MANHOLE METHOD	COUNCIL DISTRICT	COMMUNITY	GATE PAGE	FSN	RIM ELEV
8	1268 E1	Morena Blvd	16	11.64	8	Replace in Place	2	CLAIREMONT MESA	D16S	82654	19.64
8	1268 E1	Morena Blvd	18	14.51	6	Replace in Place	2	CLAIREMONT MESA	D16S	82656	20.51
8	1268 E1	Morena Blvd	112	17.11	N/A	Replace in Place	2	CLAIREMONT MESA	D16S	82729	N/A
8	1268 E1	Asher Street	19	19.89	6	Replace in Place	2	CLAIREMONT MESA	D16S	82657	25.89
8	1268 E1	Asher Street	113	27.76	6	Replace in Place	2	CLAIREMONT MESA	D16S	82730	33.76
8	1268 E1	Chicago Street	21	21.64	8	Replace in Place	2	CLAIREMONT MESA	D16S	82659	29.64
8	1268 E1	Chicago Street	29	18.93	8	Replace in Place	2	CLAIREMONT MESA	D16S	82667	26.93
8	1268 E1	Morena Blvd	11 (plug)	N/A	N/A	New Manholes	2	CLAIREMONT MESA	D16S	N/A	N/A
8	1268 E1	Goldfield Street	20 (plug)	N/A	N/A	New Manholes	2	CLAIREMONT MESA	D16S	N/A	N/A
8	1268 E1	Chicago Street	30 (plug)	N/A	N/A	New Manholes	2	CLAIREMONT MESA	D16S	N/A	N/A

TOTAL NEW MANHOLES	3
TOTAL REPLACED MANHOLES	7



# AC Water & Sewer 1004

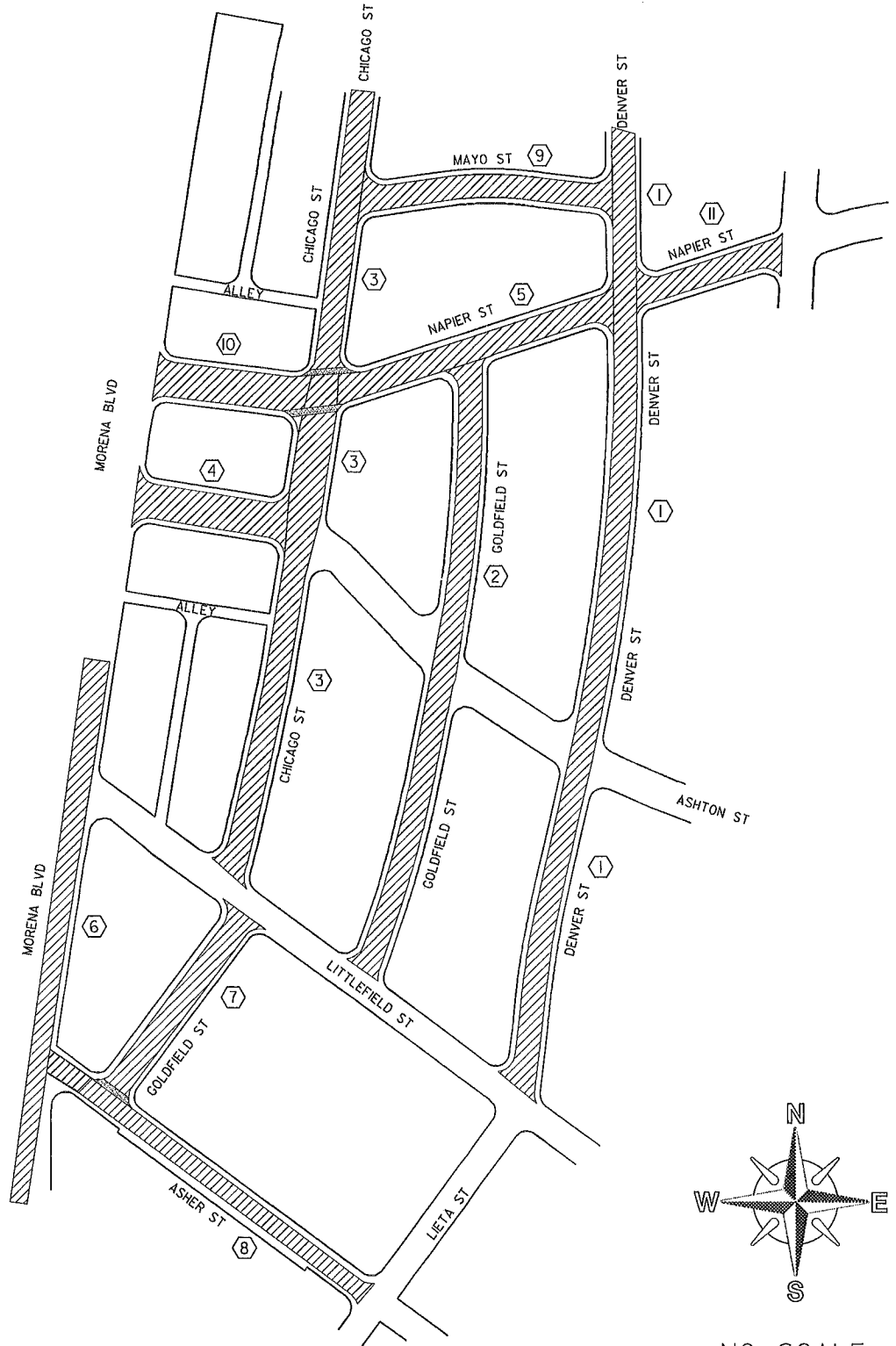
## SEWER LATERALS

WBS No.: B- 14148

	FSN of SWR MAIN	LATERAL FSN	FIELD BOOK	LATERAL SIZE (inch)	STREET #	STREET NAME	THOMAS BRO.
1	14923	208906	D16S	4	1849	Morena BL	1268 E1
2		208928	D16S	4	1849	Morena BL	1268 E1
3		208948	D16S	4	1849	Morena BL	1268 E1
4		208977	D16S	4	1845	Morena BL	1268 E1
5		209019	D16S	4	N/A	Morena BL	1268 E1
6		209053	D16S	4	1817	Morena BL	1268 E1
7		209086	D16S	4	1813	Morena BL	1268 E1
8		209131	D16S	4	1801	Morena BL	1268 E1
9	14926	328266	D16S	4	4216	Asher St	1268 E1
10		328279	D16S	4	4230	Asher St	1268 E1
11		209312	D16S	8	4205	Asher St	1268 E1
12	15012	328302	D16S	4	4242	Asher St	1268 E1
13		328314	D16S	4	4254	Asher St	1268 E1
14		328331	D16S	4	4264	Asher St	1268 E1
15		328350	D16S	4	4274	Asher St	1268 E1
16		209358	D16S	4	4284	Asher St	1268 E1
17		328412	D16S	4	1460	Lieta St	1268 E1
18	14921	208651	D16S	4	1915	Chicago St	1268 E1
19		327873	D16S	4	1905	Chicago St	1268 E1
20		327901	D16S	4	1835	Chicago St	1268 E1
21		208798	D16S	4	1825	Chicago St	1268 E1
22		208850	D16S	4	1815	Chicago St	1268 E1
23		328007	D16S	4	1809	Chicago St	1268 E1
24		208800	D16S	4	1824	Chicago St	1268 E1
25		327933	D16S	4	1836	Chicago St	1268 E1
26		327876	D16S	4	1906	Chicago St	1268 E1
27		327851	D16S	4	1916	Chicago St	1268 E1
28	14917	208753	D16S	4	1901	Morena BL	1268 E1
29		208700	D16S	4	1915	Morena BL	1268 E1
30		327847	D16S	4	1921	Morena BL	1268 E1
31		327813	D16S	4	1929	Morena BL	1268 E1
32	14924	328249	D16S	4	4103	Asher St	1268 E1
33		328285	D16S	4	4103	Asher St	1268 E1
34	14927	209209	D16S	4	1501	Goldfield St	1268 E1
35		209183	D16S	4	1515	Goldfield St	1268 E1
36		209147	D16S	4	1531	Goldfield St	1268 E1
37	14920	327732	D16S	4	4203	Ashton St	1268 E1
38		208563	D16S	4	1927	Chicago St	1268 E1

# **STREET RESURFACING**

AC WATER & SEWER 1004  
STREET RESURFACING





AC WATER & SEWER GROUP 1004  
STREET RESURFACING

LEGEND



APPROXIMATE LOCATION OF SLURRY SEAL



INDICATES EX. CROSS GUTTER AND CONCRETE STREET



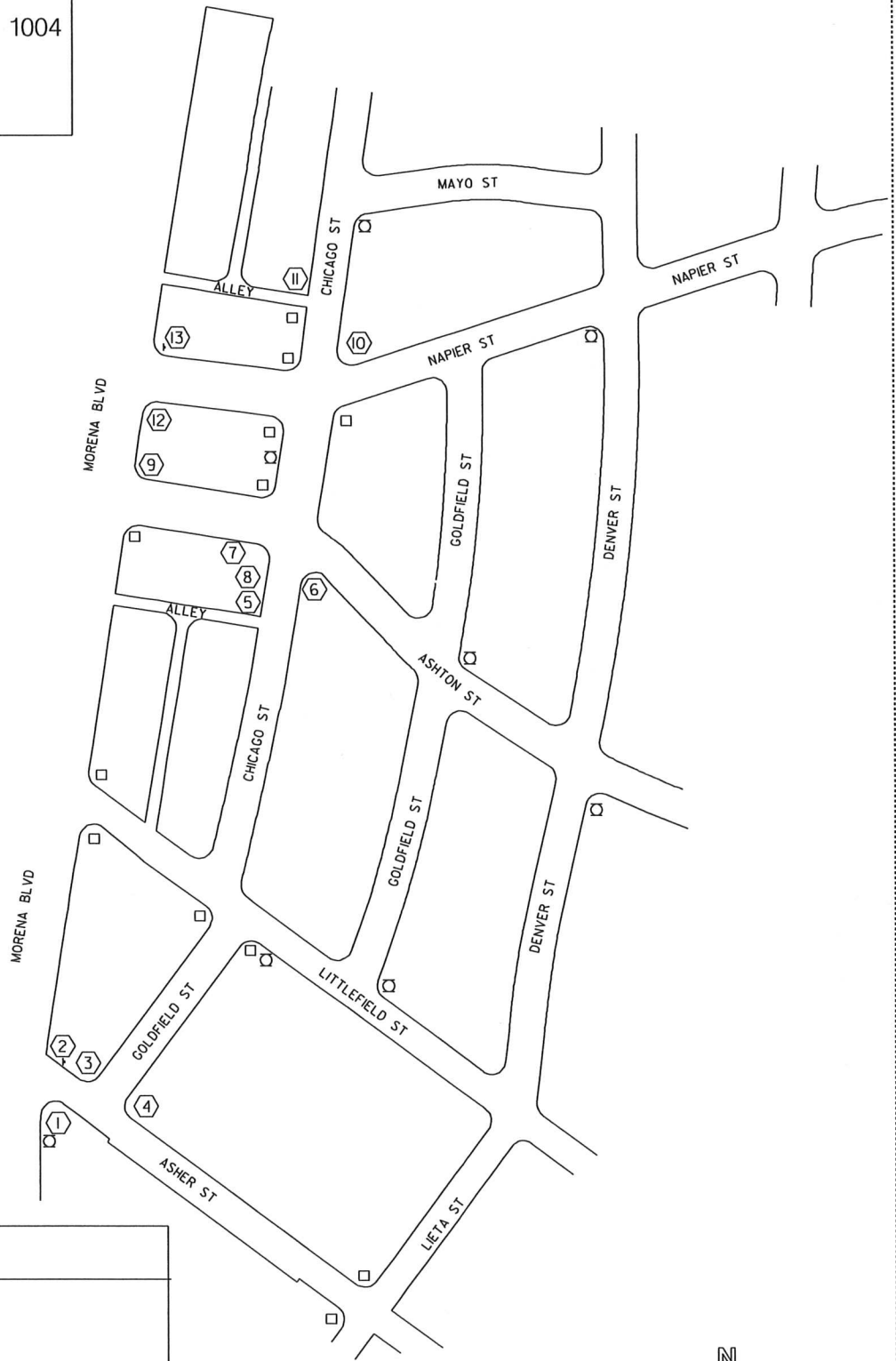
LOCATION PER PAVING SCHEDULE NOTES (THIS SHEET)  
COLD MILLING ASPHALT CONCRETE PAVEMENT; SDG-106

PAVING SCHEDULE NOTES

NO.	LOCATION	RESTORATION REQUIRED	STATION	STATION	WIDTH	APPROX. AREA
①	DENVER ST.	SLURRY SEAL	0+00.00	17+00.00	40'	68,000 SF
②	GOLDFIELD ST.	SLURRY SEAL	0+00.00	11+13.00	40'	44,520 SF
③	CHICAGO ST.	SLURRY SEAL	0+00.00	13+98.00	40'	55,920 SF
④	ASHTON ST.	SLURRY SEAL	0+00.00	2+11.00	56'	11,816 SF
⑤	NAPIER ST.	SLURRY SEAL	0+00.00	5+15.00	46'	23,690 SF
⑥	MORENA BLVD.	SLURRY SEAL	0+00.00	9+25.00	20'	18,500 SF
⑦	GOLDFIELD ST.	SLURRY SEAL	0+00.00	2+66.00	40'	10,640 SF
⑧	ASHER ST.	SLURRY SEAL	0+00.00	6+90.00	40'	27,600 SF
⑨	MAYO ST.	SLURRY SEAL	0+00.00	4+43.00	40'	17,720 SF
⑩	NAPIER ST.	SLURRY SEAL	0+00.00	2+11.00	56'	11,816 SF
⑪	NAPIER ST.	SLURRY SEAL	0+00.00	4+00.00	46'	18,400 SF
TOTAL AREA OF SLURRY SEAL						308,622 SF

# **CURB RAMP LOCATION MAP & CITY OF SAN DIEGO STANDARD DRAWINGS**

AC WATER & SEWER GROUP 1004  
CURB RAMP

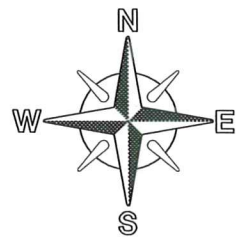


LEGEND

- ⑧ CURB RAMP NO's
- ◆ EX UTILITY POLE
- ⊠ EX FIRE HYDRANT
- ⋄ EX STREET LIGHT
- T EX TREE
- † EX STREET SIGN
- EX CURB RAMP

PROPOSED CURB RAMPS PER STANDARD DRAWINGS:

CURB RAMP A & B	SDG-132
CURB RAMP - TYPE C1	SDG-134
CURB RAMP - TYPE C2	SDG-135
CURB RAMP - TYPE D	SDG-136
GENERAL CURB RAMP NOTES & SUPPLEMENTAL DETAILS	SDG-130
EX STAMP/IMPRESSION PLACEMENT	SDG-115



NO SCALE

AC WATER & SEWER GROUP 1004  
CURB RAMP

CURB RAMP NOTES TABLE								
LOCATION NO.	RAMP TYPE	NEW	REPLACEMENT	HISTORIC STAMPS	DETECTABLE WARNING TILES		CONSTRAINTS	COMMENTS / MODIFICATIONS
					* STAINLESS STEEL	* OTHER		
1	CI	X			X			PROVIDE RETAINING CURB BEHIND CURB RAMP. STORM DRAIN & FIRE HYDRANT WITHIN AREA. CURB RAMP WILL BEGIN AFTER THE FIRE HYDRANT. INSURE 36" CLEARANCE ACCESS SPACE FROM FIRE HYDRANT AND EXTEND SIDEWALK IF NECESSARY.
2	CI	X			X			RELOCATE THE STOP POLE SIGN, PROVIDE RAILING BEHIND CURB RAMPS. PROVIDE PROTECTIVE PIPE RAILING BEHIND THE ENTIRE LENGTH OF CURB RAMP.
3	CI		X		X			NEW CROSSGUTTER @ GOLDFIELD ST & ASHER ST. RELOCATE THE STREET SIGN POLE. PROVIDE PROTECTIVE PIPE RAILING BEHIND THE ENTIRE LENGTH OF CURB RAMP.
4	CI	X			X			PROVIDE RETAINING CURB BEHIND CURB RAMP TO PROTECT EXISTING WALL DURING DEMOLITION AND CONSTRUCTION
5	D	X			X			
6	A		X		X			ADJUST THE LIMIT LINE BEFORE THE CURB RAMP.
7	B	X			X			DIRECTIONAL CURB RAMP
8	B	X			X			DIRECTIONAL CURB RAMP
9	A		X		X			
10	A		X		X			CONTRACTOR TO PROTECT ADJACENT WALL DURING DEMOLITION @ CONSTRUCTION
11	D	X			X			
12	A	X			X			
13	A	X			X			

- THE DETECTABLE WARNING TILES SHALL BE PER THE CITY'S APPROVED MATERIALS LIST
- PROTECT AND KEEP ALL HISTORIC STAMPS WITHIN CORNER SIDEWALK
- ADJUST LIMIT LINES TO CONFIRM WITH ACCESS LAWS, SO IT DOES NOT ENCROACH ONTO THE PEDESTRIAN CROSSING AREA.
- RESTRIPE FADED LIMIT LINES WITH 12" WIDE WHITE THERMOPLASTIC (TYPICAL ON ALL LIMIT STOP & YIELD LINES). REMOVE ANY EXTRA STRIPPING IN FRONT OF A CURB RAMP. ALL LIMIT LINE SHOULD BE PLACED BEFORE THE CURB RAMP.
- THE DESIGN OF CURB RAMP SHALL NOT AFFECT THE DRAINAGE PATTERN ON THE STREET.
- COUNTER SLOPES (CURB RAMP SLOPE PLUS STREET SLOPE) WHEN ADDED CANNOT EXCEED 13% WITH THE EXCEPTION OF A TYPE C2 AND CI, ADJUST THE SLOPE OF THE MAIN RAMP AND/OR STREET IF THE COUNTER SLOPE EXCEEDS 5.0%.

NOTE:  
CONTRACTOR TO NOTIFY SURVEYING 30 DAYS PRIOR TO REMOVAL OF SIDEWALK FOR CURB RAMP CONSTRUCTION TO RELOCATE ANY SURVEY MARKERS.

2010 ADA Section 406.6 and 2010 CBC 11B-406.5.10 – Diagonal or corner type curb ramps (Type A) with returned curbs or other well-defined edges shall have the edges parallel to the direction of pedestrian flow. The bottom of diagonal curb ramps shall have a clear space 48" minimum outside active traffic lanes of the roadway. Diagonal curb ramps provided at marked crossings shall provide the 48" minimum clear space within the markings. Diagonal curb ramps with flared sides shall have a segment of curb 24" long minimum located on each side of the curb ramp and within the marked crossing.

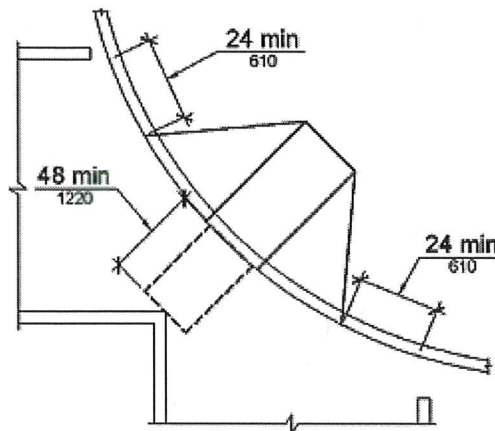


Figure 406.6 (Type A)

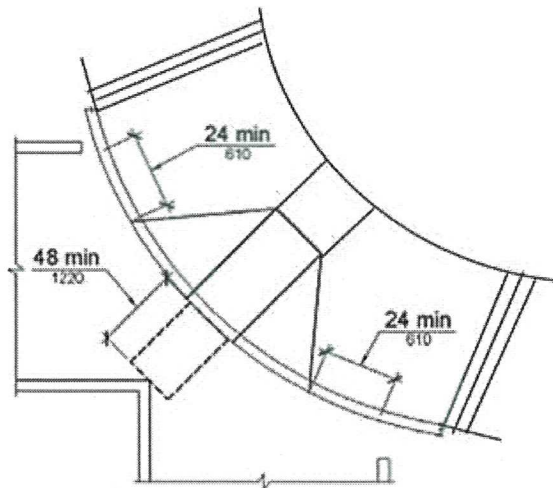

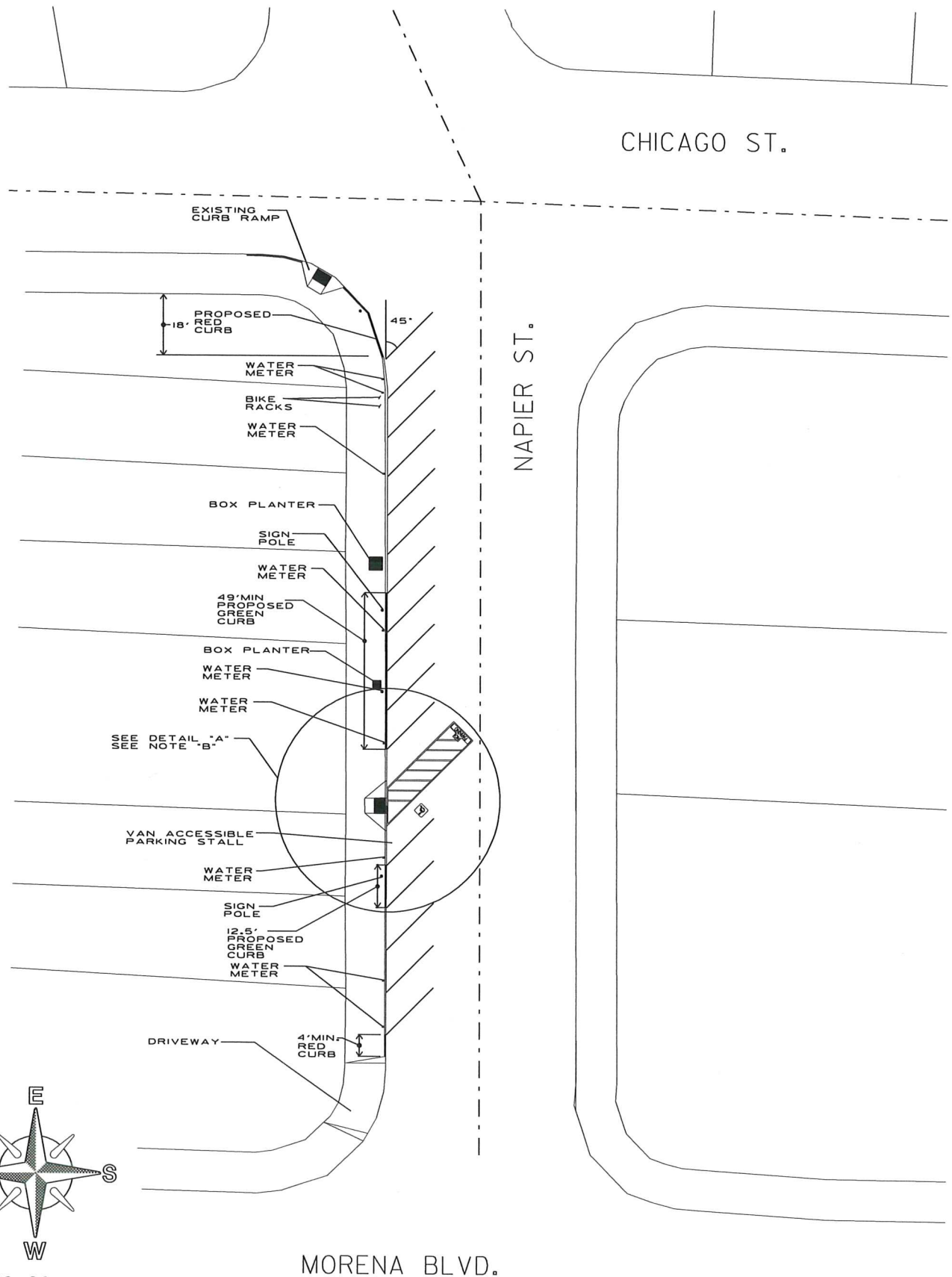


Figure 406.6 (Type C2)

# **PARKING LAYOUT & ACCESSIBLE PARKING**

# AC WATER & SEWER GROUP 1004 PARKING LAYOUT



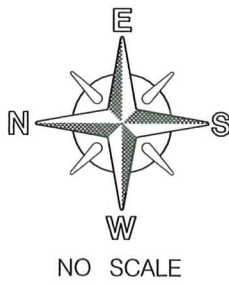
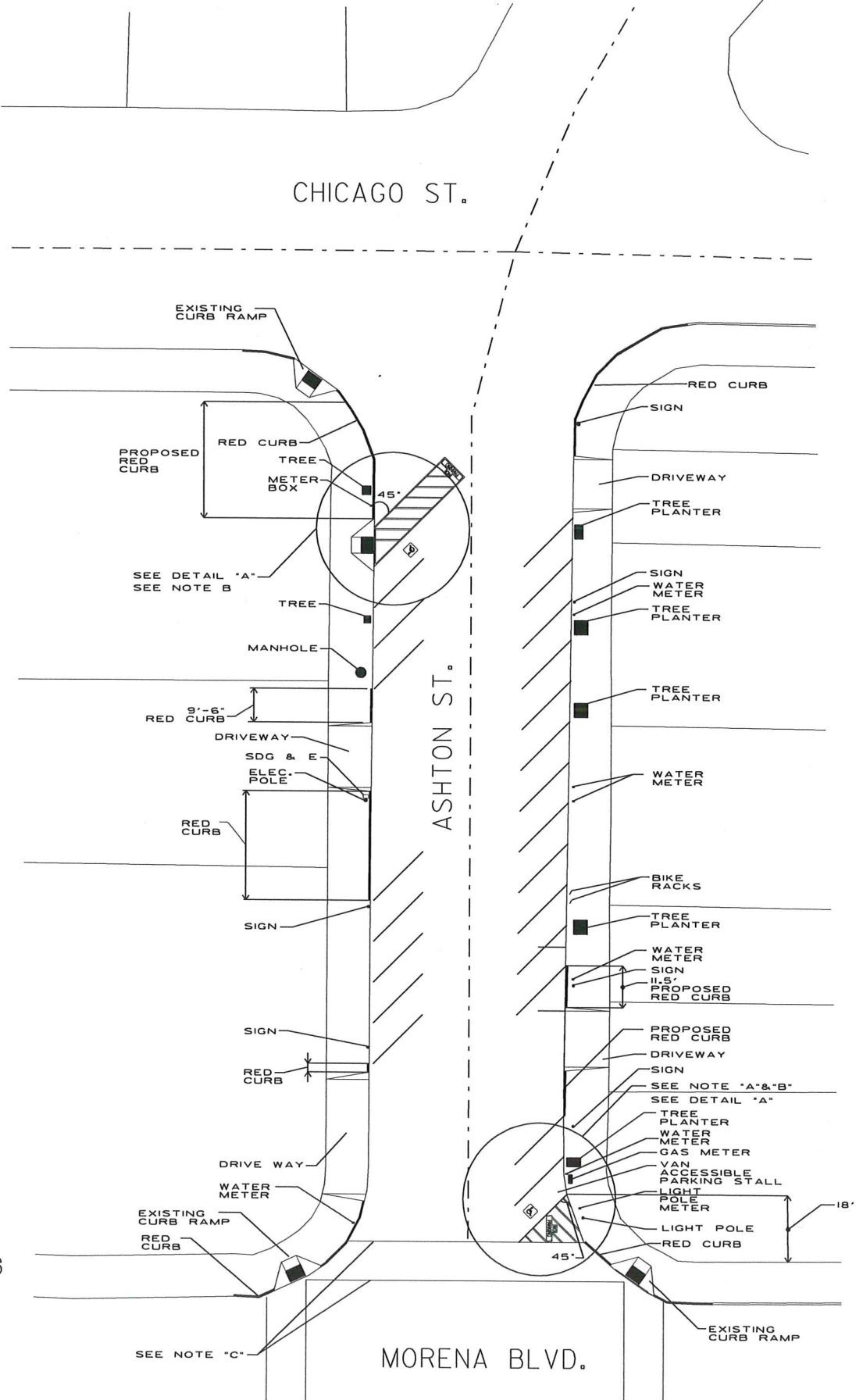
NO SCALE

# AC WATER & SEWER GROUP 1004 PARKING LAYOUT

CHICAGO ST.

ASHTON ST.

MORENA BLVD.

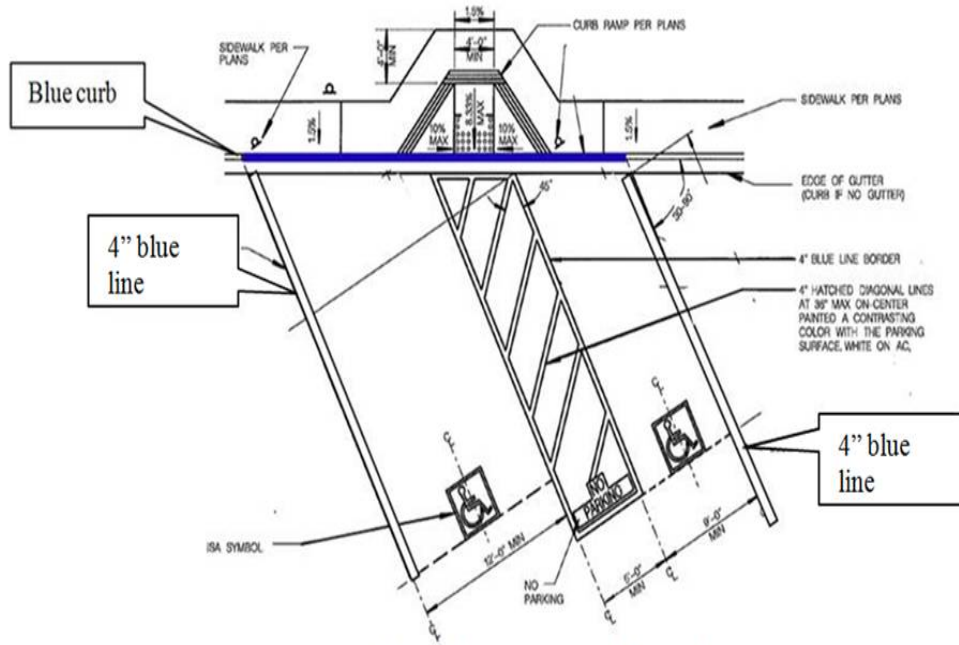




# AC WATER & SEWER GROUP 1004

## PARKING LAYOUT

### DETAIL "A"



2014 City of San Diego Accessible Parking

**Note "A":**

On the south side of Ashton Street one van accessible parking space with an access aisle for use with the existing curb ramp. Per the 2013 California Accessibility Guideline, a van accessible parking space shall be 12'-0" wide and access aisle shall be 5'-0" wide. This requirement supersedes the current City Standards. The length specified in the current SD-117 sheets 4-7 shall remain the same.

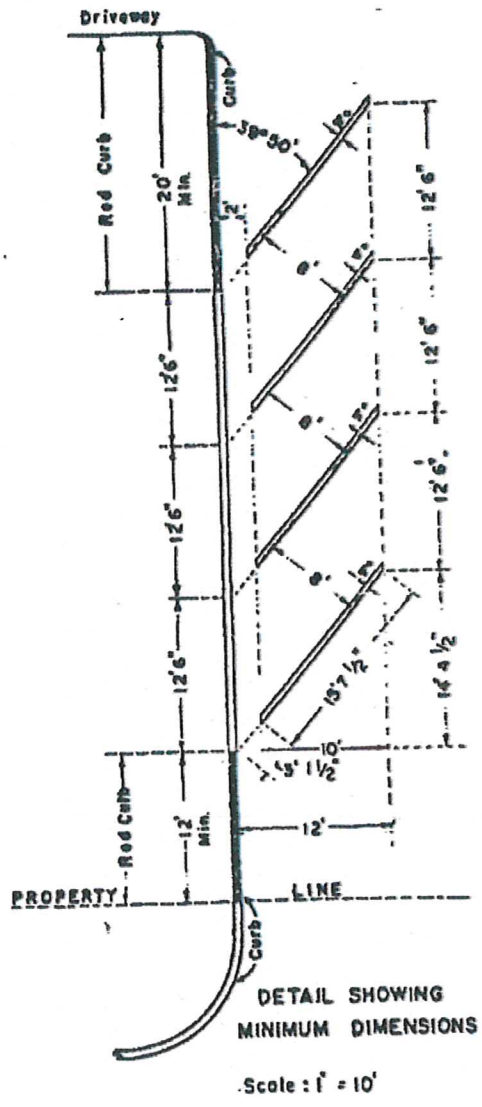
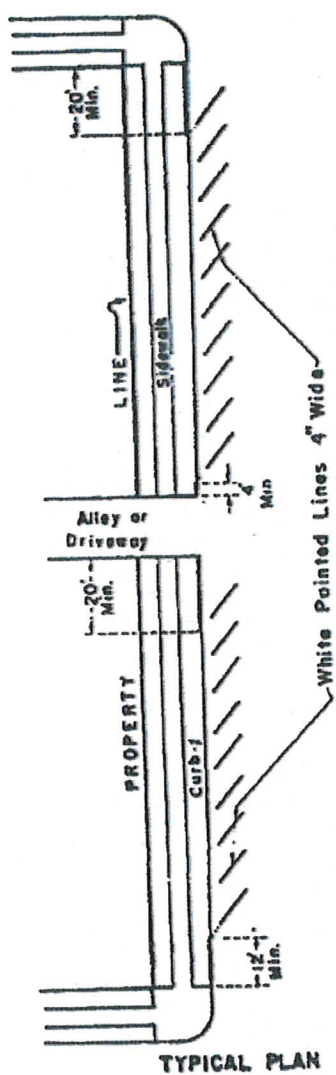
**Note "B":**

Contractor to provide the temporary markings for the van parking accessible parking space and the access aisle as soon as the curb ramp is complete for the accessible parking. The City's Parking Enforcement must be notified of the proposed installation of accessible parking spaces at the locations shown on the parking map. For Accessible Parking SDM-117 of the City San Diego Standard Drawings do not refer to sheet 3 and the Diagonal Double Parking Stall detail of sheet 4.

**Note "C":**

Contractor to restripe crosswalk, if it is affected by the resurfacing of the street. Restripe the crosswalk with 12" wide Thermoplastic finish including stop marking with white Thermoplastic. Ensure the width is not less than 10'-0". If it meets the criteria, affected crosswalks shall be restriped to meet the new "continental" crosswalk standard. Please note that with this type of crosswalk the traffic loops has to be adjusted.

REVISIONS				APPROVALS	
DESCRIPTION	BY	APPROVED	DATE	ENGINEERING DEPARTMENT	
FROM 513-ES	RWD		8-1-60	WATER DEPARTMENT	
				PUBLIC WORKS DEPARTMENT	
				HARBOR DEPARTMENT	
				CITY ATTORNEY	



SPECIFICATION REFERENCE	CITY OF SAN DIEGO	STANDARD DRAWING	SCALE AS SHOWN
	STANDARD PAVEMENT MARKINGS		DRAWING NO.
	DIAGONAL PARKING STALLS		<b>T-13-57</b>

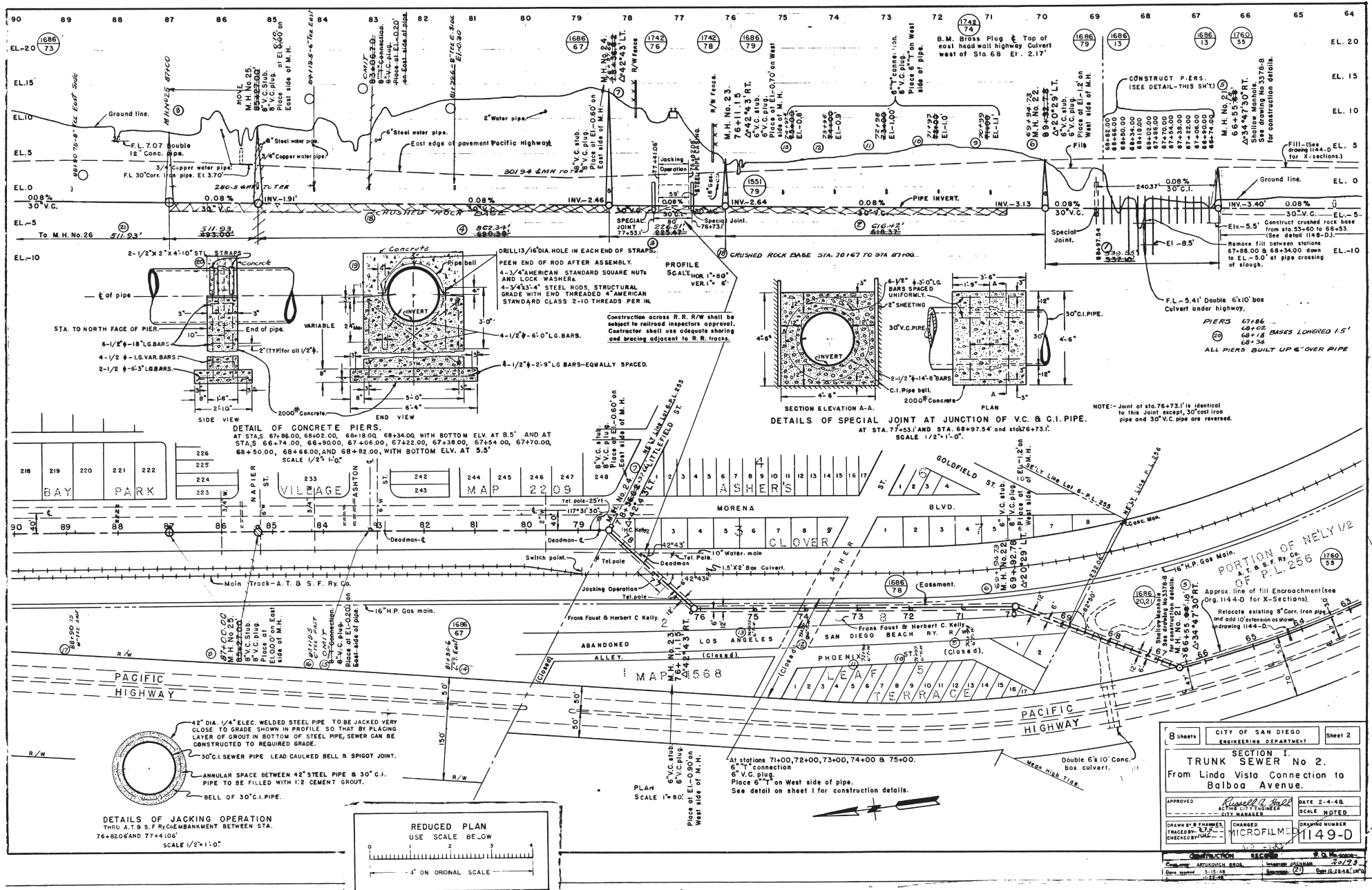
**Table A - Angle Parking Guidelines (Collector Street, ADT Between 3,000 and 10,000)**

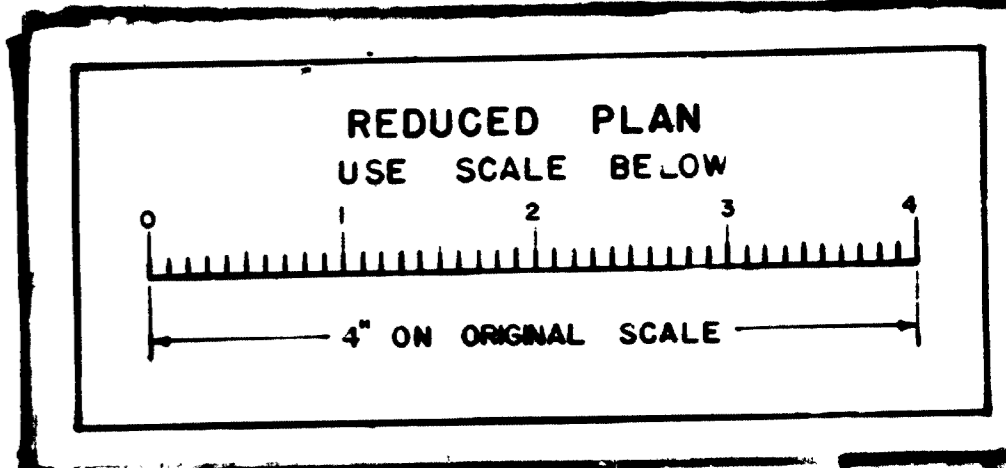
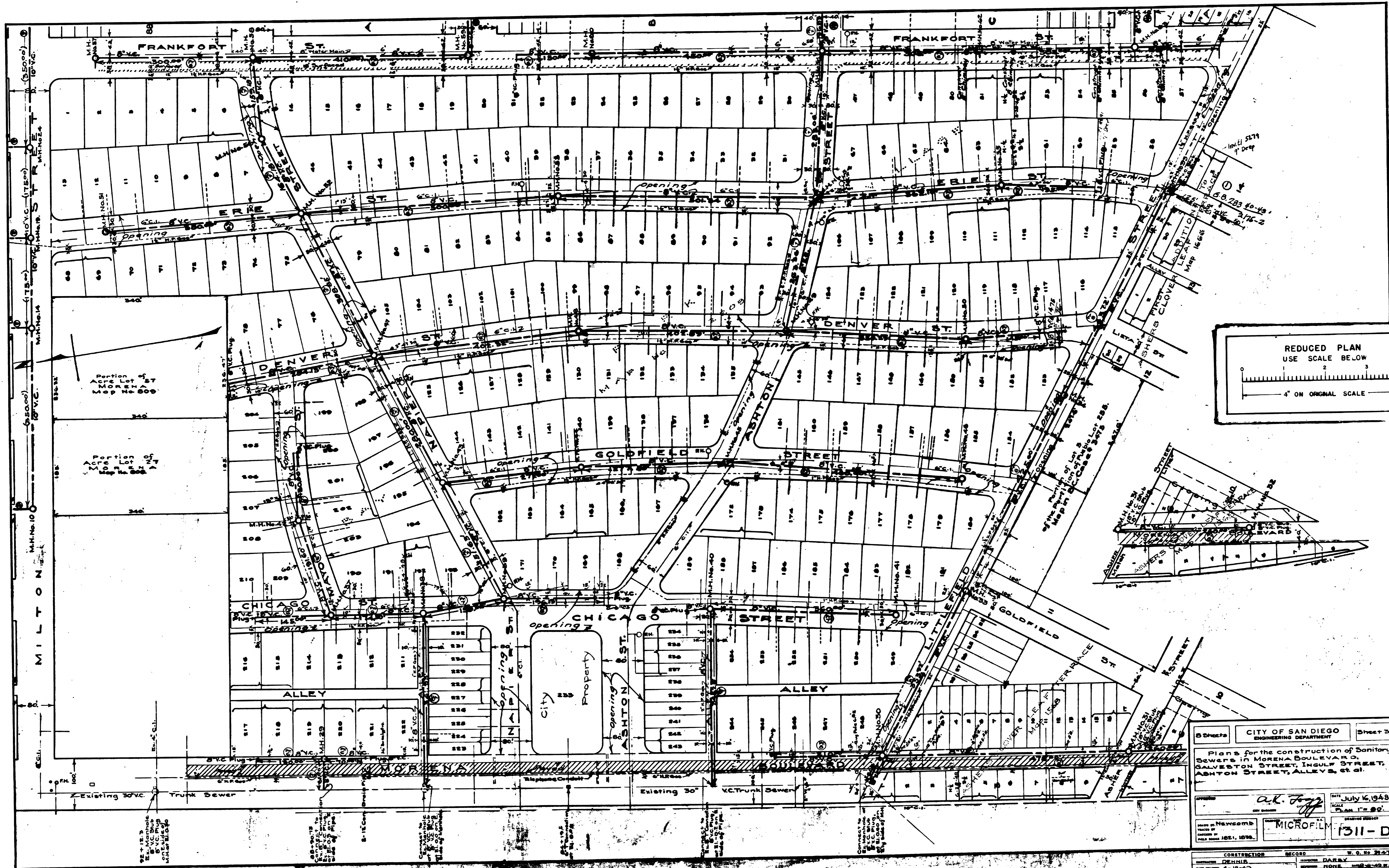
Angle	Traffic Flow Configuration (one lane per direction)	Minimum Width of Street Based on Frontage Parking Layout			Lineal Curb Length per Parking Space	Minimum red curb/clearance from intersection/driveway
		Angle on Both Sides of Street	Angle/Parallel	Angle/Parking Prohibited one Side		
39°50'	Two-way	56 feet	48 feet	42 feet	12.5 feet	20 feet
	One-way	52 feet	44 feet	36 feet	12.5 feet	20 feet
45°	Two-way	58 feet	50 feet	43 feet	11.5 feet	18 feet
	One-way	54 feet	46 feet	38 feet	11.5 feet	18 feet
50°	Two-way	60 feet	50 feet	44 feet	10.5 feet	15 feet
	One-way	56 feet	48 feet	40 feet	10.5 feet	15 feet
55°	Two-way	64 feet	52 feet	46 feet	10 feet	13 feet
	One-way	60 feet	50 feet	42 feet	10 feet	13 feet
60°	Two-way	68 feet	54 feet	48 feet	9.5 feet	11 feet
	One-way	62 feet	52 feet	44 feet	9.5 feet	11 feet

**Table B - Angle Parking Guidelines (Local Street, ADT Below 3,000)**

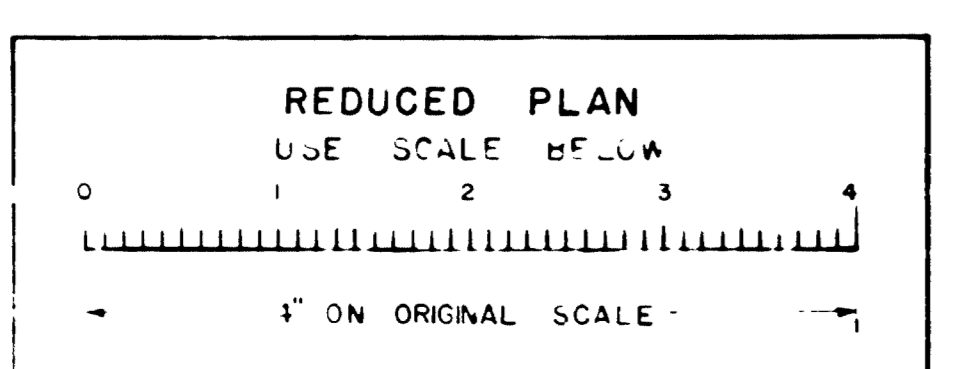
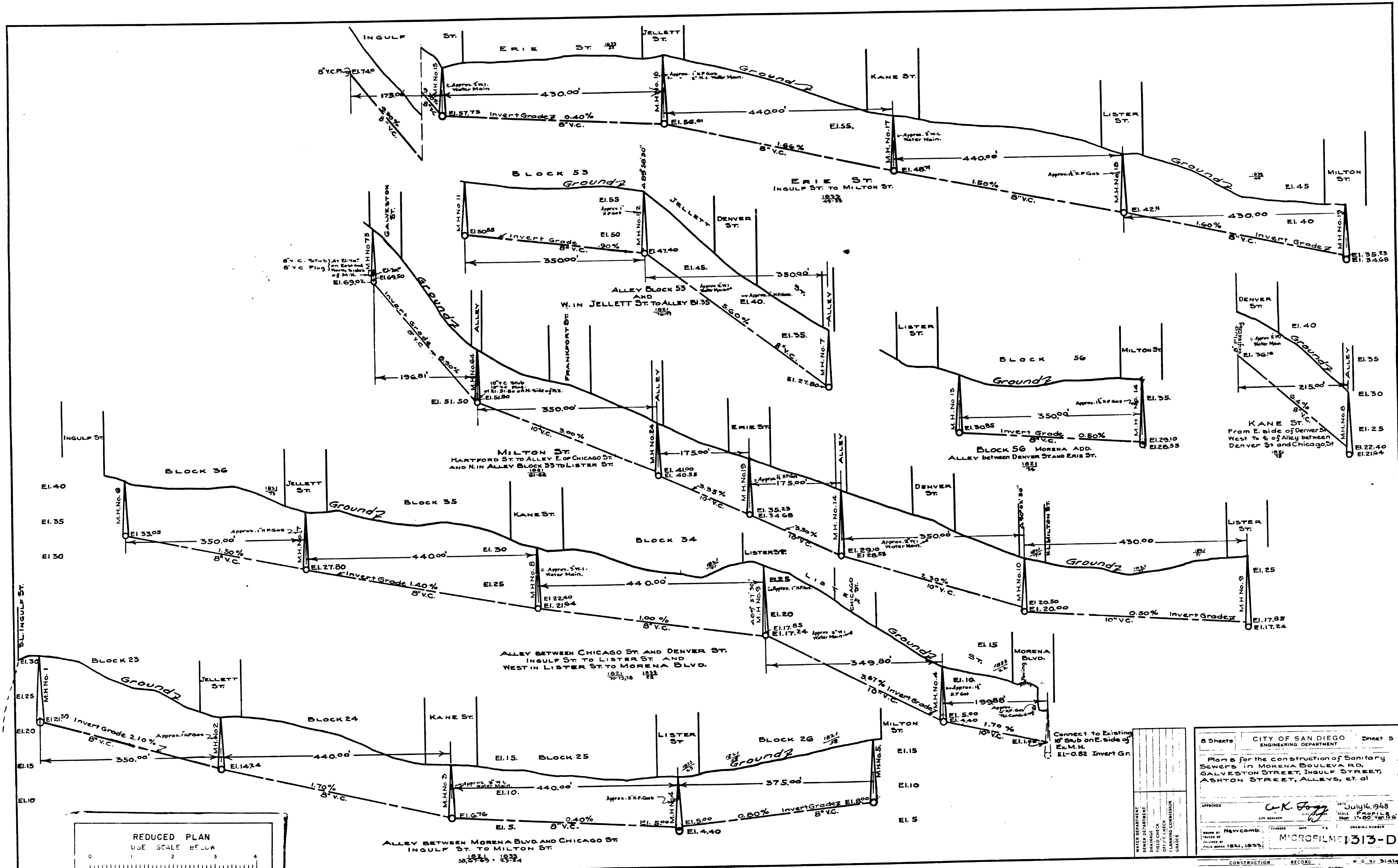
Angle	Traffic Flow Configuration (one lane per direction)	Minimum Width of Street Based on Frontage Parking Layout			Lineal Curb Length per Parking Space	Minimum red curb/clearance from intersection/driveway
		Angle on Both Sides of Street	Angle/Parallel	Angle/Parking Prohibited one Side		
39°50'	Two-way	52 feet	44 feet	40 feet	12.5 feet	20 feet
	One-way	48 feet	40 feet	32 feet	12.5 feet	20 feet
45°	Two-way	54 feet	46 feet	42 feet	11.5 feet	18 feet
	One-way	50 feet	42 feet	34 feet	11.5 feet	18 feet
50°	Two-way	56 feet	46 feet	44 feet	10.5 feet	15 feet
	One-way	52 feet	44 feet	36 feet	10.5 feet	15 feet
55°	Two-way	58 feet	48 feet	46 feet	10 feet	13 feet
	One-way	56 feet	46 feet	38 feet	10 feet	13 feet
60°	Two-way	62 feet	48 feet	46 feet	9.5 feet	11 feet
	One-way	58 feet	48 feet	40 feet	9.5 feet	11 feet
90°	Two-way	64 feet	52 feet	47 feet	9.5 feet	6-10 feet
	One-way	60 feet	48 feet	40 feet	9.5 feet	6-10 feet

# REFERENCE AS-BUILTS

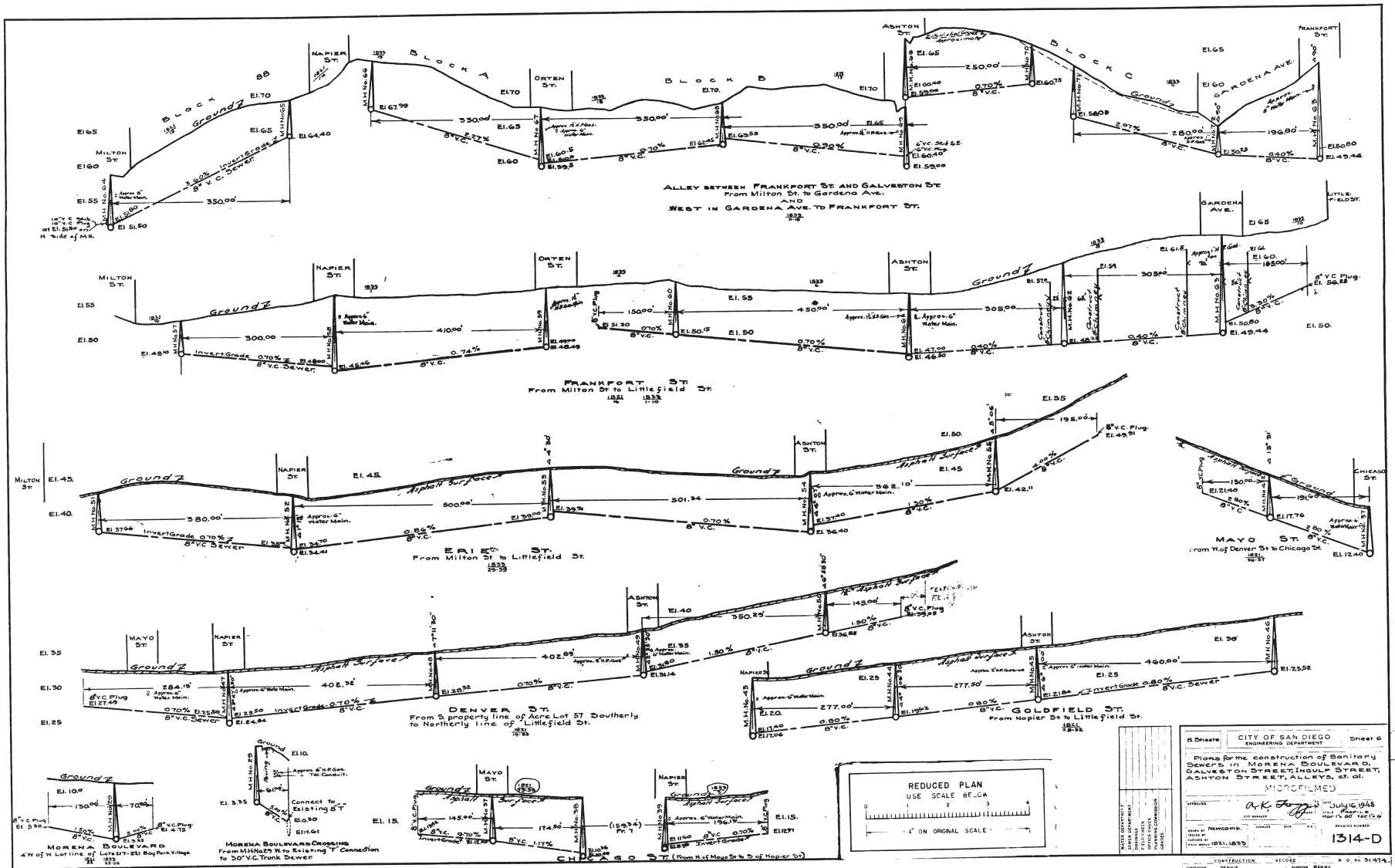




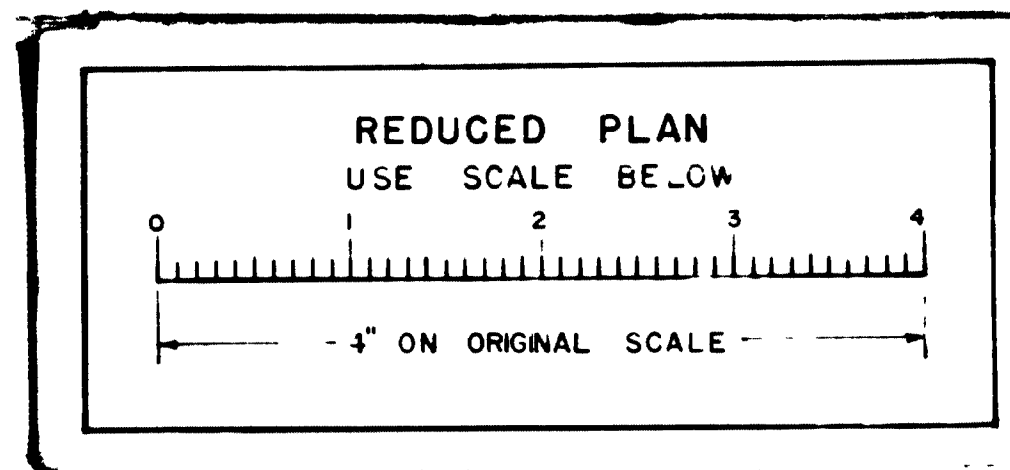
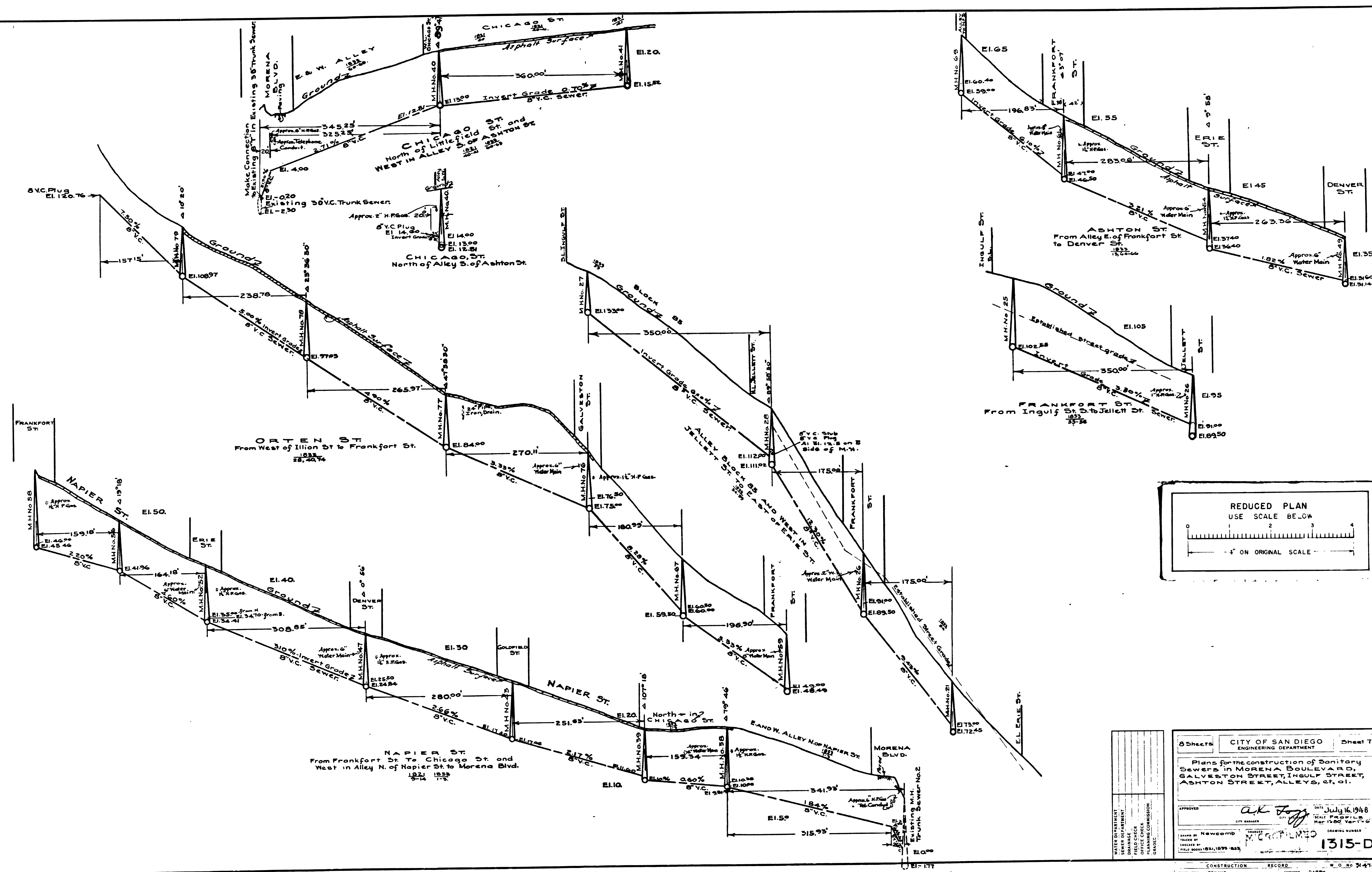
5 Sheets		CITY OF SAN DIEGO ENGINEERING DEPARTMENT	Sheet 3
Plans for the construction of Sanitary Sewers in MORENA BOULEVARD, GALVESTON STREET, INGULF STREET, ASHTON STREET, ALLEYS, et al.			
DESIGNED BY	A. K. Jorgensen		DATE July 16, 1948
SCALE	1" = 50'		DRAWING NUMBER
MADE BY	Newcomb		MICROFILM
TRACE BY	None		1311-D
CHECKED BY	None		
DATE	7-19-48		
CONSTRUCTION RECORD	W. O. No. 21434		
DESIGNED BY DENNIS	ISSUED BY DARRY		
DATE 4-18-49	DATE NONE		
DATE 7-19-48	DATE 7-19-48	Extension By Sewer	



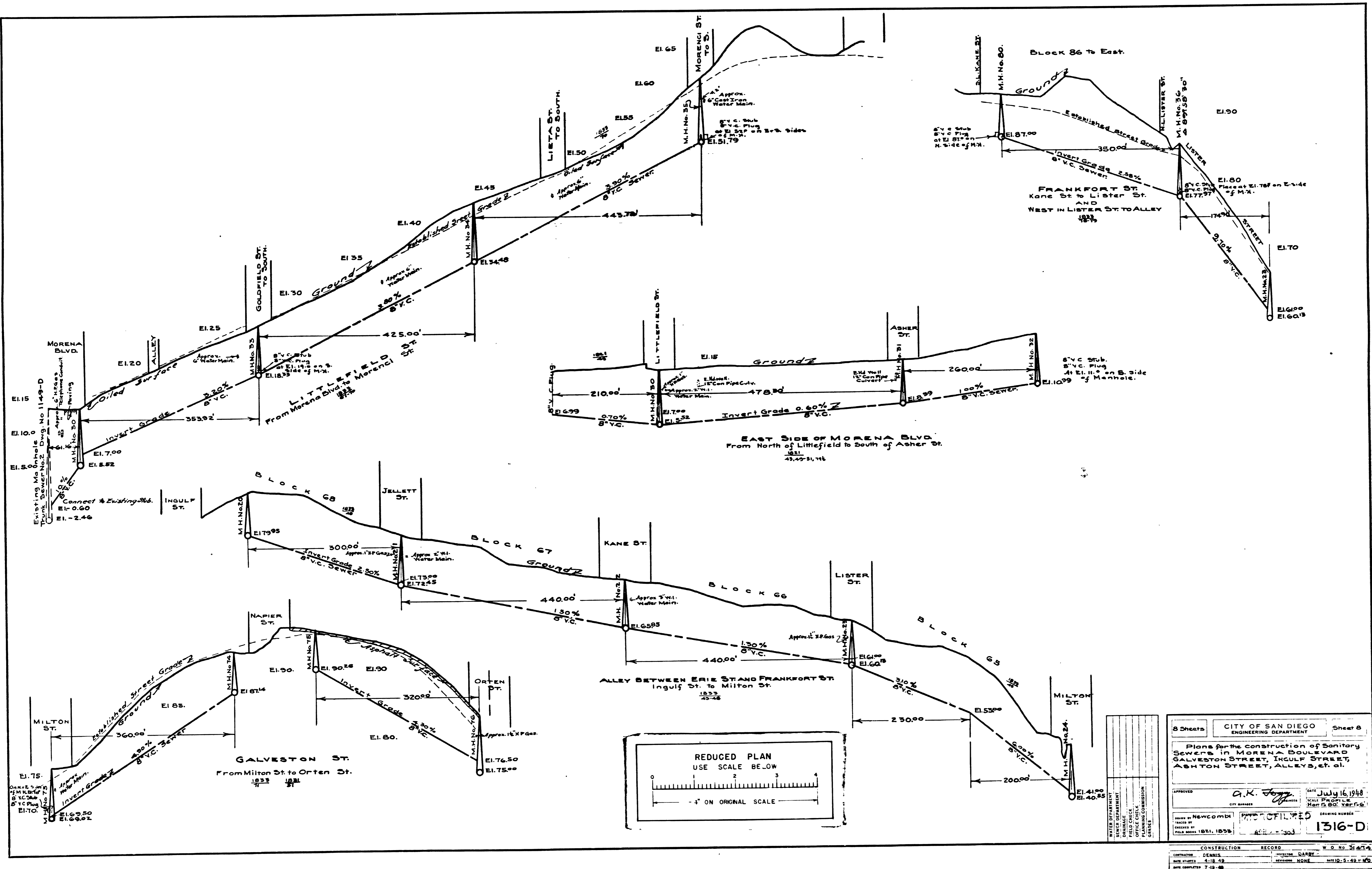
WATER DEPARTMENT SEWER DEPARTMENT DRAINAGE ELECTRICAL MECHANICAL PLANNING COMMISSION GARDNER	5 Sheets CITY OF SAN DIEGO Sheet 5 ENGINEERING DEPARTMENT	
	Plans for the construction of Sanitary Sewers in Morena Boulevard, Galveston Street, Ingulf Street, Ashton Street, Alleys, et al	
	APPROVED <i>C.K. Fogg</i> CITY ENGINEER	DATE July 16, 1948
	DRAWN BY Newcomb CHECKED BY J. H. ... PLANNED BY J. H. ...	TITLE SANITARY SEWERS DRAWING NUMBER MICROFILM 1313-D





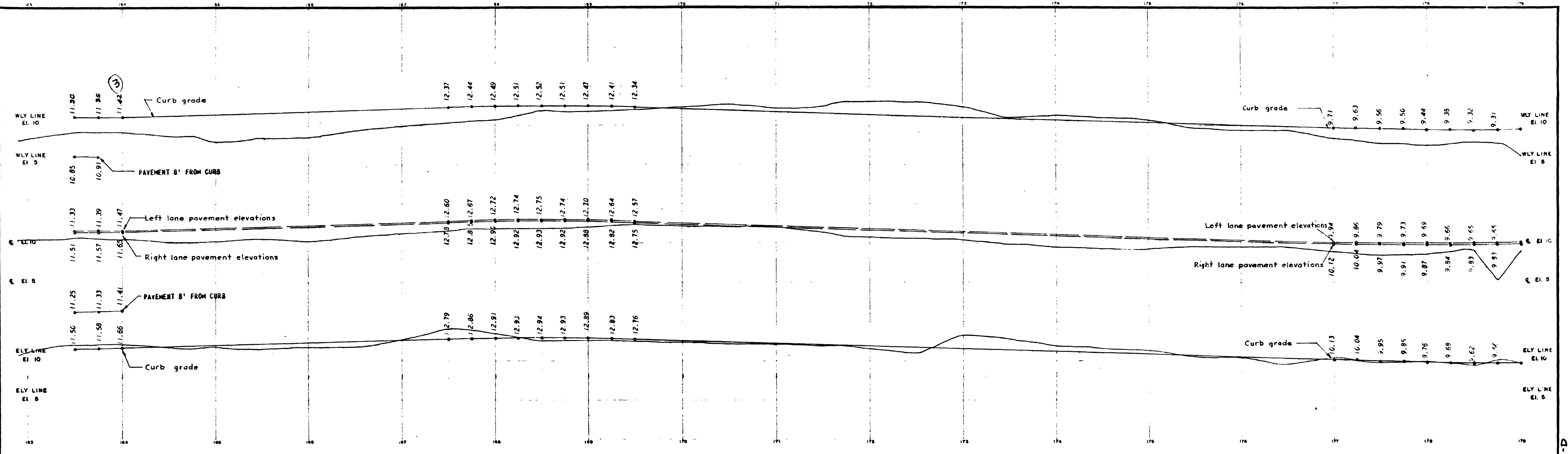


Sheet 7	CITY OF SAN DIEGO ENGINEERING DEPARTMENT	Sheet 7
Plans for the construction of Sanitary Sewers in MORENA BOULEVARD, GALVESTON STREET, INSULF STREET, ASHTON STREET, ALLEYS, et. al.		
APPROVED	<i>A.K. Foy</i>	DATE July 16, 1948 SCALE 1/8" = 1'-0" HEAT 1500, VER. 1'-0"
DESIGNED BY CHECKED BY OFFICE CHECK PLANNING COMMISSION CONTRACTOR	CHARLES M. MCGRATH CITY ENGINEER	DRAWING NUMBER <b>1315-D</b>
CONSTRUCTION	RECORD	W.O. NO. 21474
CONTRACTOR DENNIS	SUPERVISOR DABBY	
DATE STARTED 4-18-48	ACCOUNT NONE	41013-43-1-40
DATE COMPLETED 7-19-48		

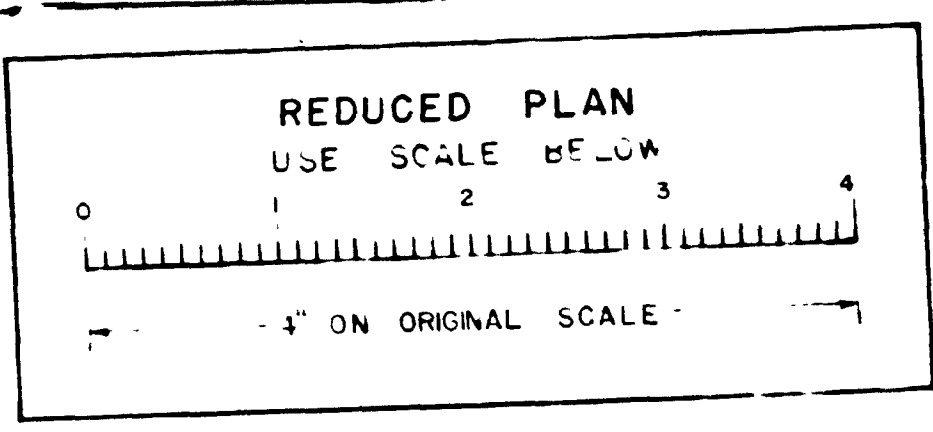
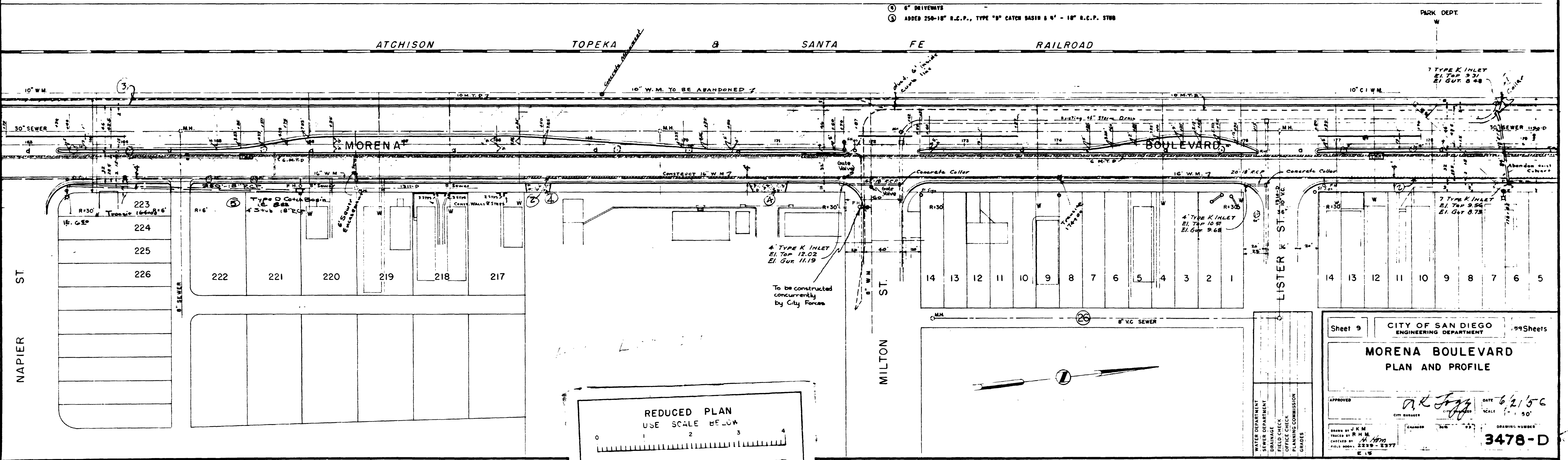


8 Sheets		CITY OF SAN DIEGO		Sheet 8	
		ENGINEERING DEPARTMENT			
Plans for the construction of Sanitary Sewers in MORENA BOULEVARD GALVESTON STREET, INGULF STREET, ASHTON STREET, ALLEYS, et. al.					
APPROVED	<i>A.K. Jogg</i>		DATE	July 16, 1948	
DESIGNED BY	NEWCOMB		SCALE	Horizontal 1" = 40'	
TRACED BY	D. J. O'NEILL		DRAWING NUMBER	1316-D	
FIELD CHECKED BY			DATE	7-18-48	
OFFICE CHECKED BY			REVISIONS	NONE	
CONSTRUCTION RECORD	W. D. No. 3474				
DATE STARTED	4-18-48				
DATE COMPLETED	7-18-48				

3477-D



- REVISION NOTES:
- ① 18" R.C.P. @ STA. 178+95 IS JOINED TO 60" R.C.P. (EXISTING) BY A COLLAR
  - ② RELOCATED 10" C.I. WATER MAIN 4' OFF CURB INSTEAD OF 5'.
  - ③ CHANGED GRADE OF WEST CURB FROM 1422 TO 1475.0
  - ④ 6" DRIVEWAYS
  - ⑤ ADDED 250-18" R.C.P., TYPE "B" CATCH BASIN & 4" - 18" R.C.P. STUB



Sheet 9 CITY OF SAN DIEGO ENGINEERING DEPARTMENT 99 Sheets

**MORENA BOULEVARD  
PLAN AND PROFILE**

APPROVED: *A.K. Fry* DATE: 6/2/56  
CITY MANAGER: *A.K. Fry* SCALE: 1" = 50'

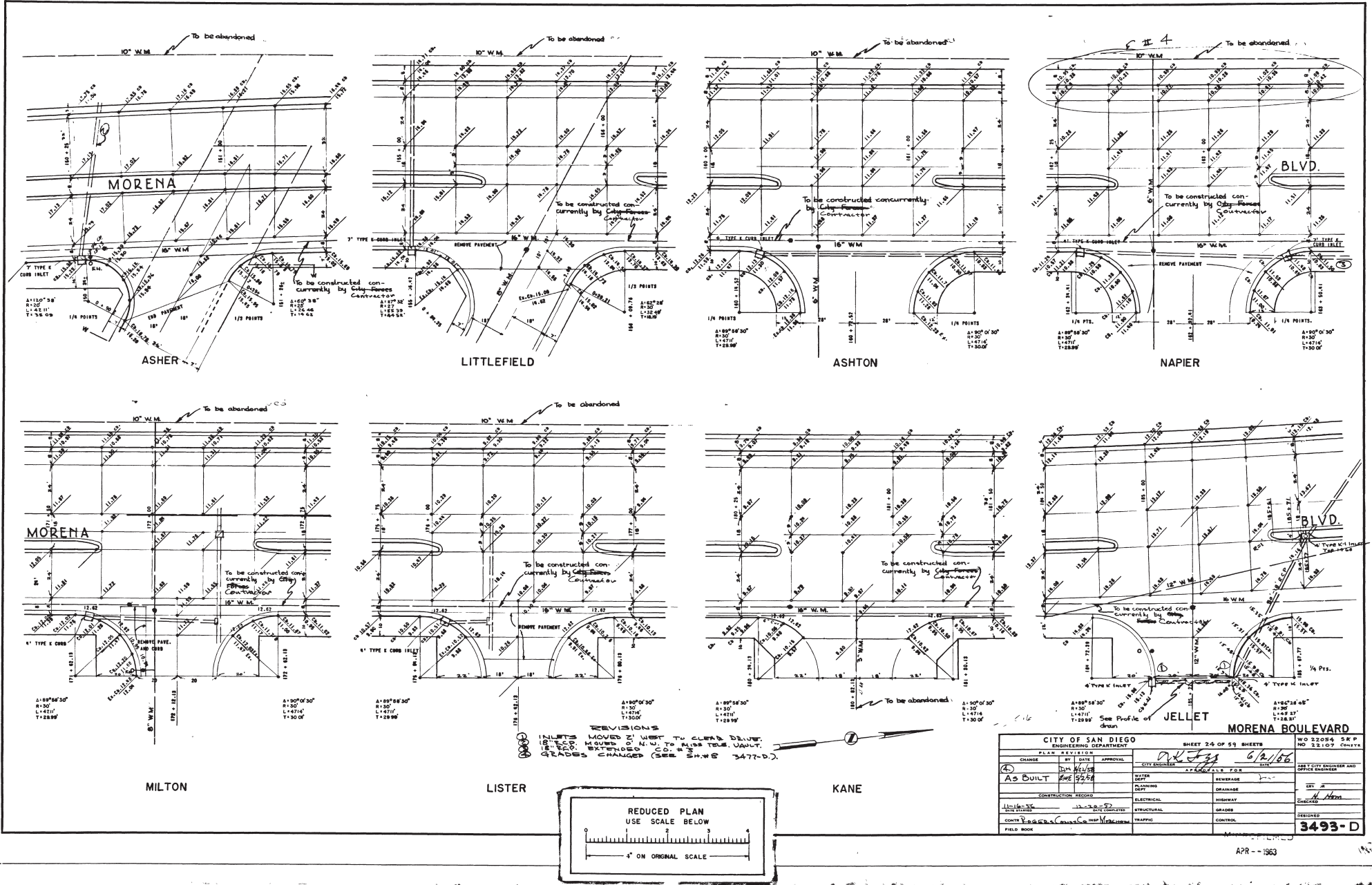
DESIGNED BY: J.K.M. CHECKED BY: H.M. FIELD NO. 2239-2377

DRAWING NUMBER: **3478-D**

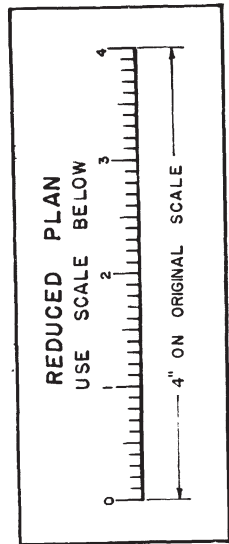
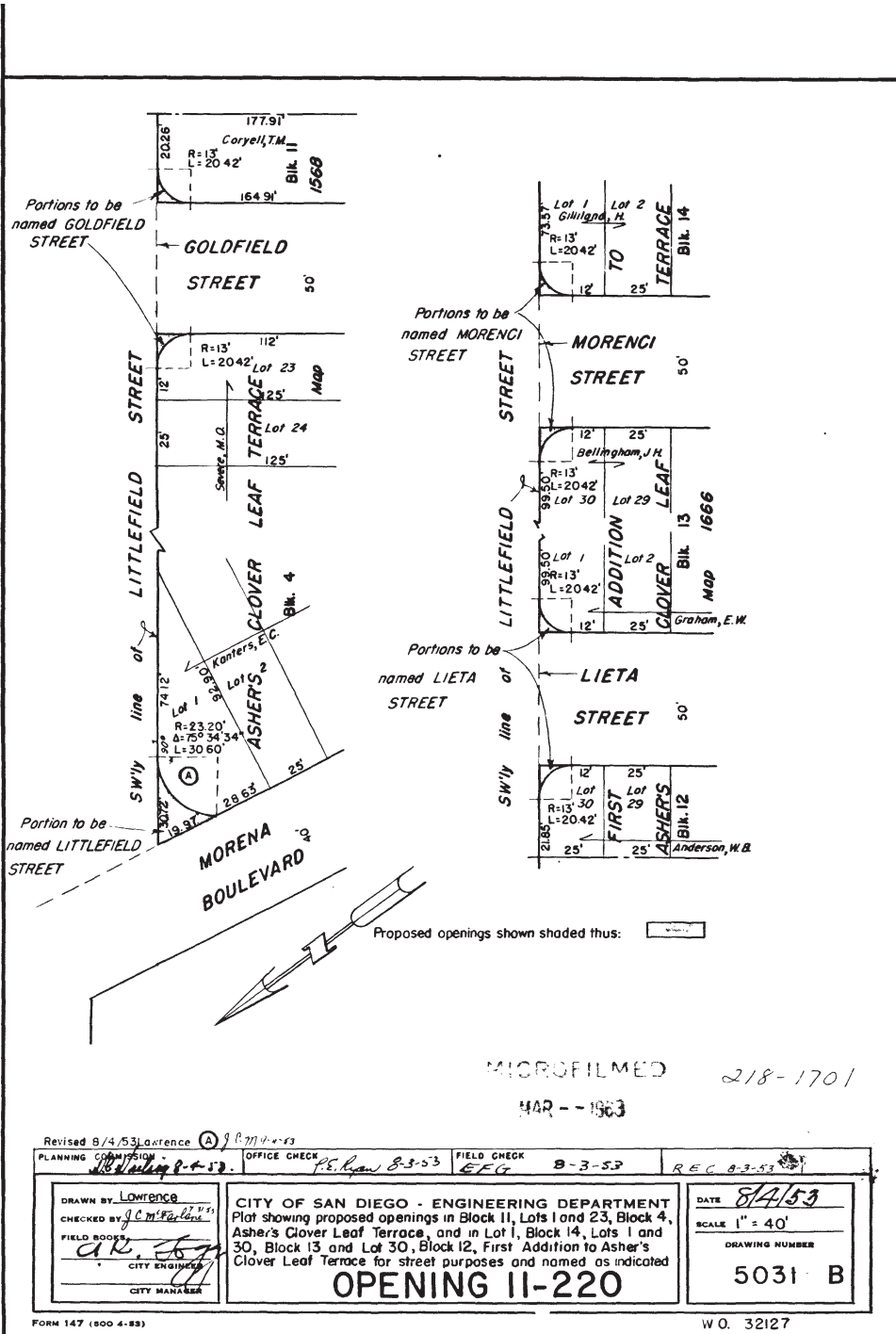
WATER DEPARTMENT  
SEWER DEPARTMENT  
DRAINAGE  
FIELD CHECK  
OFFICE CHECK  
PLANNING COMMISSION  
GRADES

CONSTRUCTION	RECORD	NO. 22 054	S.R.P.
CONTRACTOR: Rogers Assoc. Co.	INSPECTION: [Signature]	22107	CONSTR.
DATE STARTED: 11-16-55	REVISION: [Signature]	AMT. 78 38 1/2	
DATE COMPLETED: 12-10-57		AD BUILT 5-2-58	RUE

3478-D



CITY OF SAN DIEGO ENGINEERING DEPARTMENT		SHEET 24 OF 59 SHEETS		NO 22054 SK P NO 22107 CONT'D	
CHANGE	BY	DATE	APPROVAL	CITY ENGINEER	DATE
AS BUILT	DW	6/2/86			
CONSTRUCTION RECORDS	PLANNING DEPT			REVENUE	
	ELECTRICAL			SEWERAGE	
	STRUCTURAL			HAZARDOUS WASTE	
	TRAFFIC			WATER	
	FIELD WORK			CONCRETE	



MICROFILMED 218-1701  
 MAR -- 1963

Mike & Juanita Severe, Street Easement, City Clerk's Document 486019, 5165/560, O.R., 3-10-54, Resol. 116968, (3-4-54) Dedicates and Names GOLDFIELD STREET.

Theodore & Alice Coryell, Street Easement, City Clerk's Document 483371, 5116/275 O.R., 1-19-54, Resol. 116221, (1-14-54) Dedicates and Names GOLDFIELD STREET.


Union Title Ins. & Trust Cor, Street Easement; City Clerk's Document 483369, 5116/278 O.R., 1-19-54, Resol. 116220, (1-14-54) Dedicates and Names LITTLEFIELD STREET.

Elizabeth W. Graham, Street Easement, City Clerk's Document 486474, 5177/192 O.R., 3-19-54, Resol. 117070, (3-11-54) Dedicates and Names LIETA STREET.

James H. & Jean B. Bellingham, Street Easement, City Clerk's Document 483373, 5116/272 O.R., 1-19-54, Resol. 116222, (1-14-54) Dedicates and Names MORENCI STREET

Walter & Byrdie Anderson, Street Easement, City Clerk's Document 483375, 5116/269 O.R., 1-19-54, Resol. 116223, (1-14-54) Dedicates and Names LIETA STREET.

Hugh & Bernice Gilliland, Street Easement, City Clerk's Document 479048, 5049/481 O.R., 11-17-53, Resol. 114948, (10-29-53) Dedicates and Names MORENCI STREET.



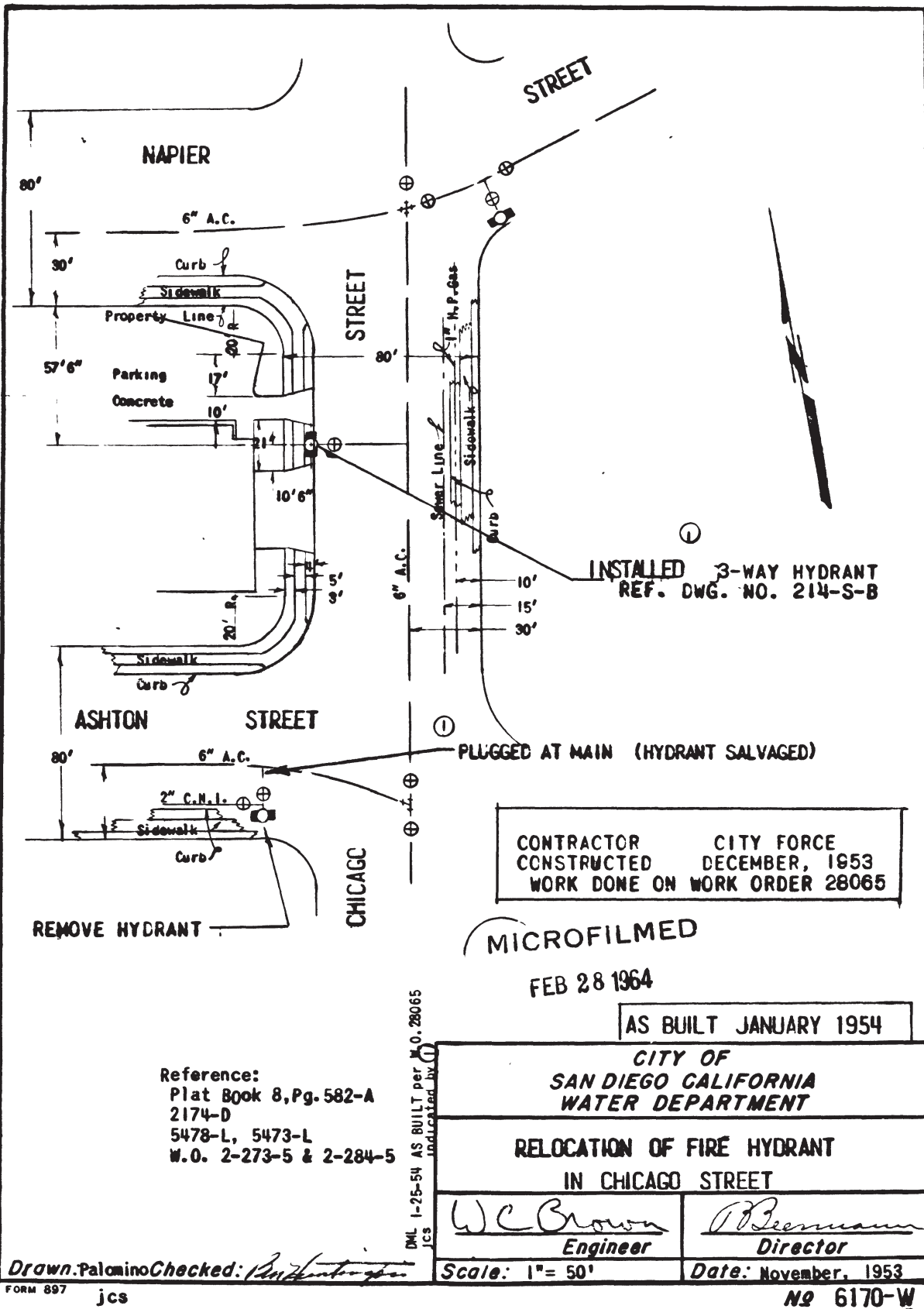
MICROFILMED

MAR -- 1963

5031-B

OPENING 11-220

Sheet 2 of 2



①  
**INSTALLED 3-WAY HYDRANT**  
 REF. DWG. NO. 214-S-B

①  
**PLUGGED AT MAIN (HYDRANT SALVAGED)**

**CONTRACTOR CITY FORCE**  
**CONSTRUCTED DECEMBER, 1953**  
**WORK DONE ON WORK ORDER 28065**

**MICROFILMED**

**FEB 28 1964**

**AS BUILT JANUARY 1954**

**CITY OF  
 SAN DIEGO CALIFORNIA  
 WATER DEPARTMENT**

**RELOCATION OF FIRE HYDRANT  
 IN CHICAGO STREET**

*W.C. Brown*  
**Engineer**

*O. Beerman*  
**Director**

**Scale: 1" = 50'**

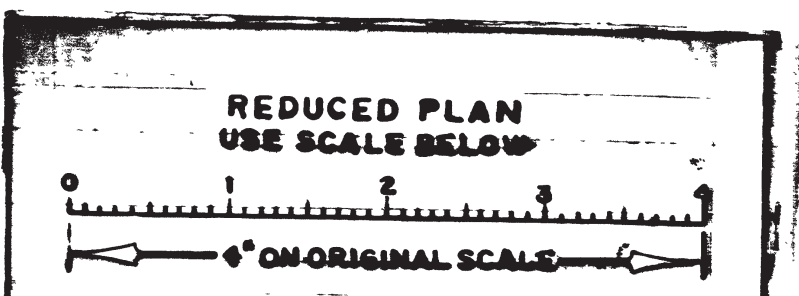
**Date: November, 1953**

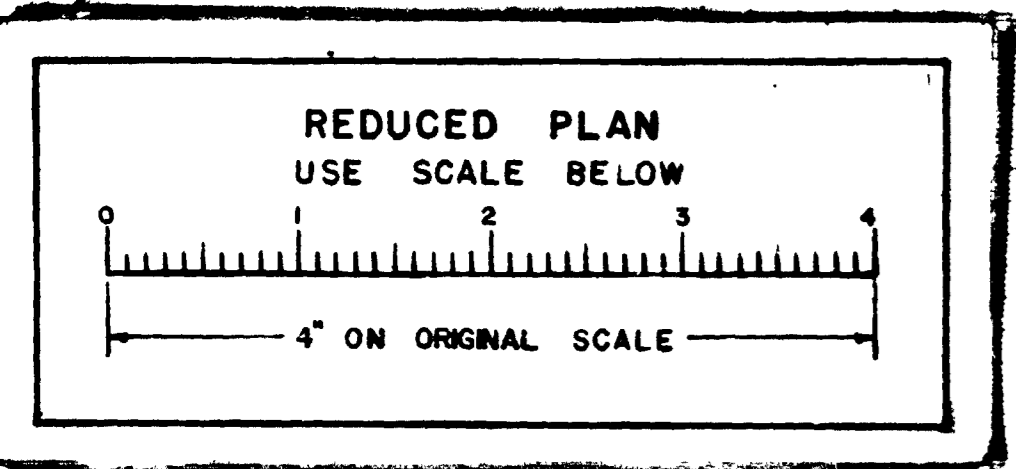
Reference:  
 Plat Book 8, Pg. 582-A  
 2174-D  
 5478-L, 5473-L  
 W.O. 2-273-5 & 2-284-5

DML 1-25-54 AS BUILT per W.O. 28065 indicated by ①  
 jcs

**Drawn: Palomino Checked: [Signature]**  
 FORM 897 jcs

**No 6170-W**





**NOTES**

Sewer pipe shall be extra-strength vitrified clay except where noted on plans, and where constructed in fill where compaction at bottom of trench is less than 90% shall be encased in reinforced concrete.

Water services shall be constructed clear of driveways.

Water services shall be 3/4\"/>

Spec. W.O. 11403

7/9/59 In 84  
F. L. Phelan

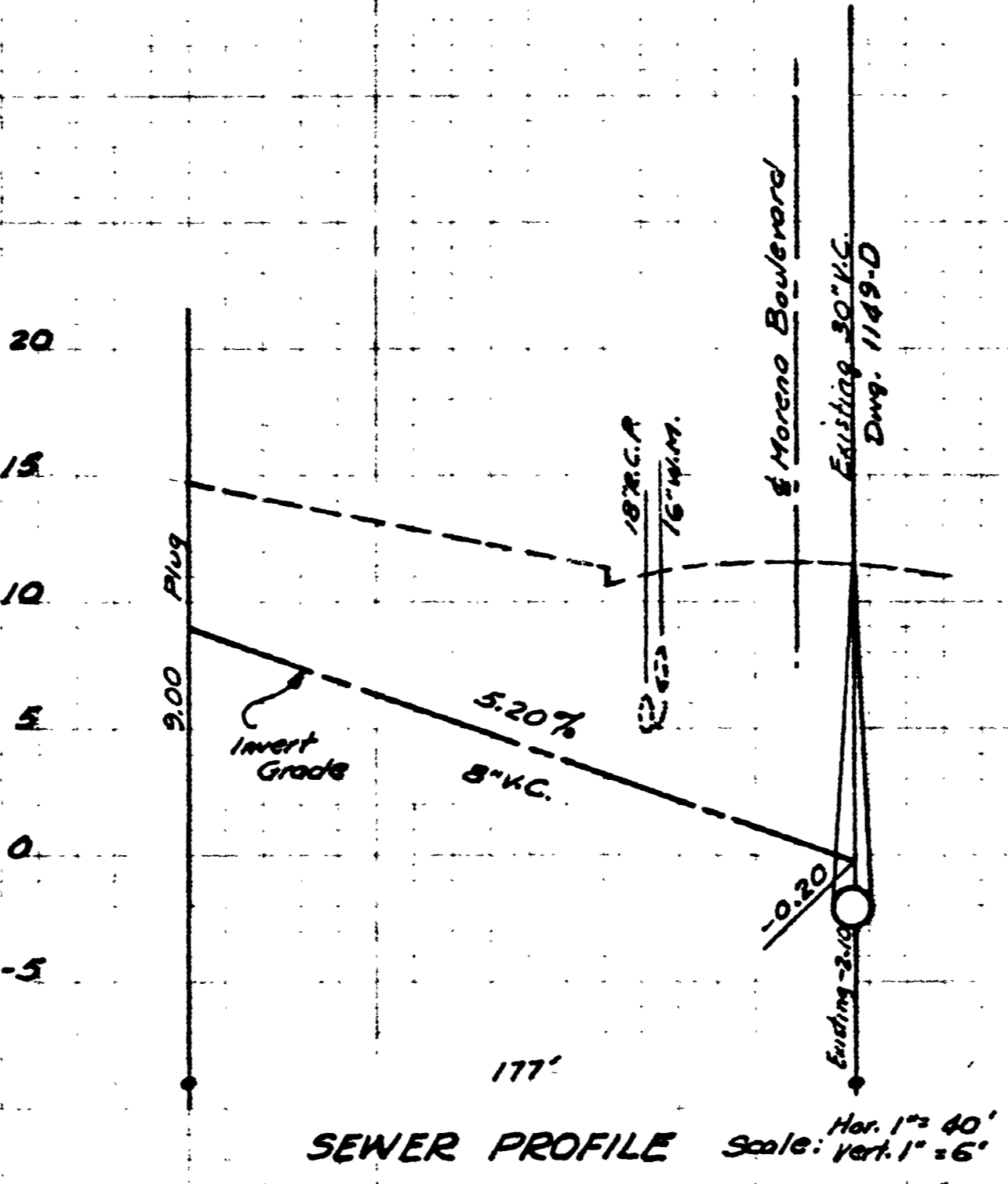
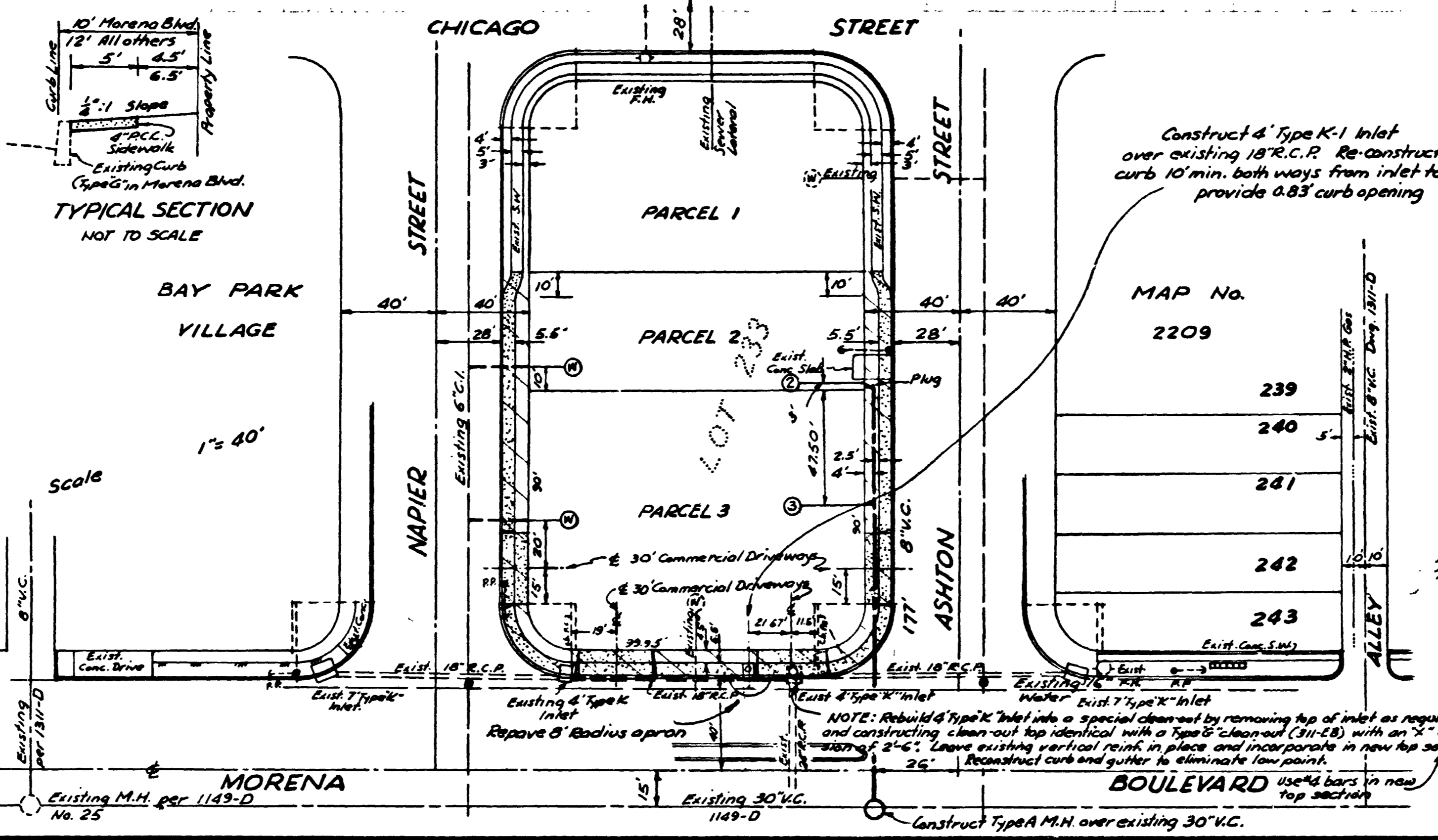
**REFERENCE DRAWINGS**

- 5471-L Imp. of Napier St & Ashton St.
- 5472-L Imp. of Napier St
- 5473-L Imp. of Ashton St.
- 1149-D 30\"/>

- 3477-D Imp. of Morena Boulevard
- 7522-B - Setbacks & Access Rights

**SPECIFICATIONS**

Standard Specifications, Part I, filed April 9, 1958, and Part II, filed May 3, 1958.  
General Conditions for Private Contract Work  
Special Conditions P-13



SEWER LATERAL DATA TABLE							
LOT	INVERT ELEV.	DEPT. TO MAIN	INVERT AT RE	LENGTH	CURB ELEV.	MIN. DEPTH BELOW CURB	REMARKS
1							Existing
2	9.0	0.3'	9.4	4'	14.6	5.2	
3	6.4	0.3'	6.8	4'	13.2	6.4	Connect to MH

Bench Mark: B.P. at N.W. corner Napier and Chicago Streets  
El. 17.70

**STD. DWGS.**

- 702-EB The improvements consist of the following work to be done in accordance with these plans and the Specifications of the City of San Diego:
- The grading of the portions of the streets shown thus: [Symbol]
- 4-EB The construction of R.C.C. sidewalk shown thus: [Symbol]
- 101-EB The construction of vitrified clay sewer main shown thus: [Symbol]
- 107-3B The construction of concrete manholes shown thus: [Symbol]
- 115-EB The construction of sewer laterals shown thus: [Symbol]
- 20.5-WB The construction of 3/4\"/>
- 200-WB
- 218-WB
- 24-EB The construction of R.C.C. driveways shown thus: [Symbol]
- 40-41-EB
- 33-EB The re-construction of a Type K inlet into a special cleanout shown thus: [Symbol]
- 311-EB
- 319-EB The construction of Type K-1 Inlet shown thus: [Symbol]


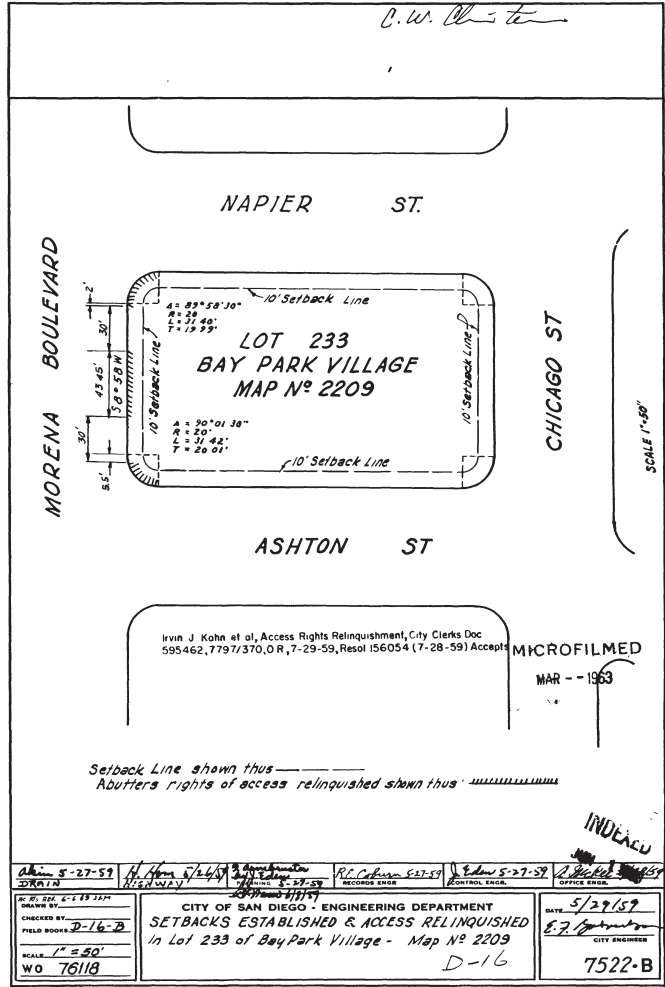
**PLANS FOR THE IMPROVEMENT OF NAPIER STREET, CHICAGO STREET, ASHTON STREET & MORENA BOULEVARD ADJOINING LOT 233, BAY PARK VILLAGE, MAP No. 2209**

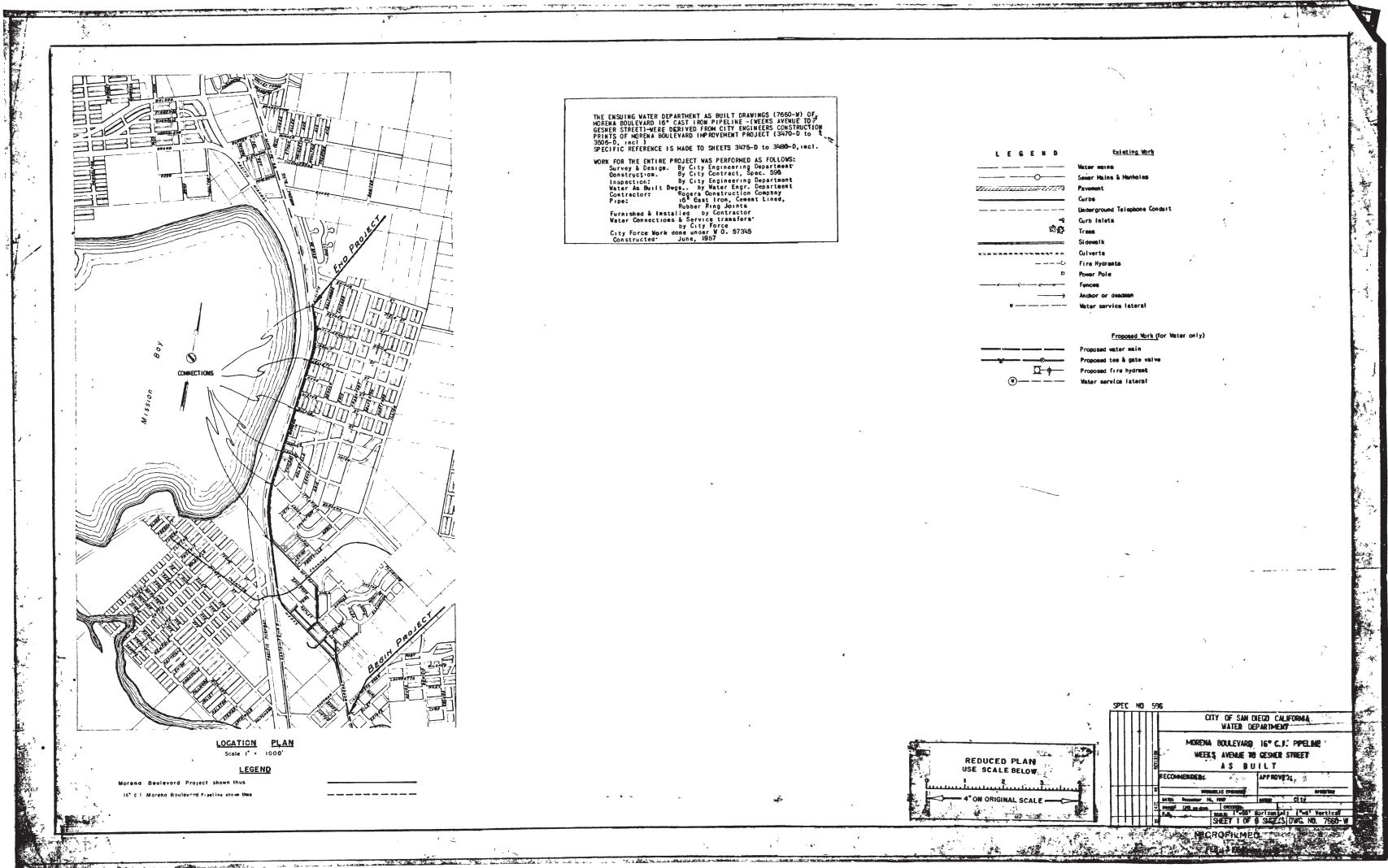
CITY OF SAN DIEGO ENGINEERING DEPARTMENT		SHEET 1 OF 1 SHEETS		W.O. NO. 76448
PLAN REVISION		APPROVALS FOR		DATE
CHANGE	BY	DATE	APPROVAL	DATE
CITY ENGINEER	APPROVALS FOR		DATE	
CITY ENGINEER	APPROVALS FOR		DATE	
WATER DEPT.	APPROVALS FOR		DATE	
SEWER DEPT.	APPROVALS FOR		DATE	
TRAFFIC DEPT.	APPROVALS FOR		DATE	
CONSTRUCTION RECORD	APPROVALS FOR		DATE	
ELECTRICAL	APPROVALS FOR		DATE	
STRUCTURAL	APPROVALS FOR		DATE	
DATE STARTED	7-9-59	DATE COMPLETED	9-16-59	
CONTR. BY	R.E. HAZARD CONTR. CO. MAP. PAUL		DESIGNED BY	C.W. CHITTE
FIELD BOOK	DATE		DATE	
CONTRACT NO. 7288-D			4-4531	

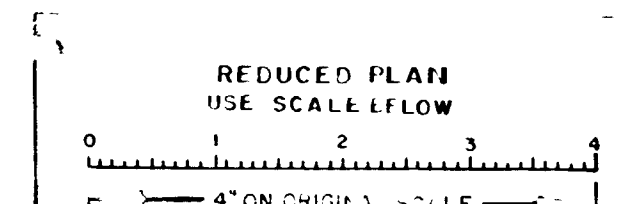
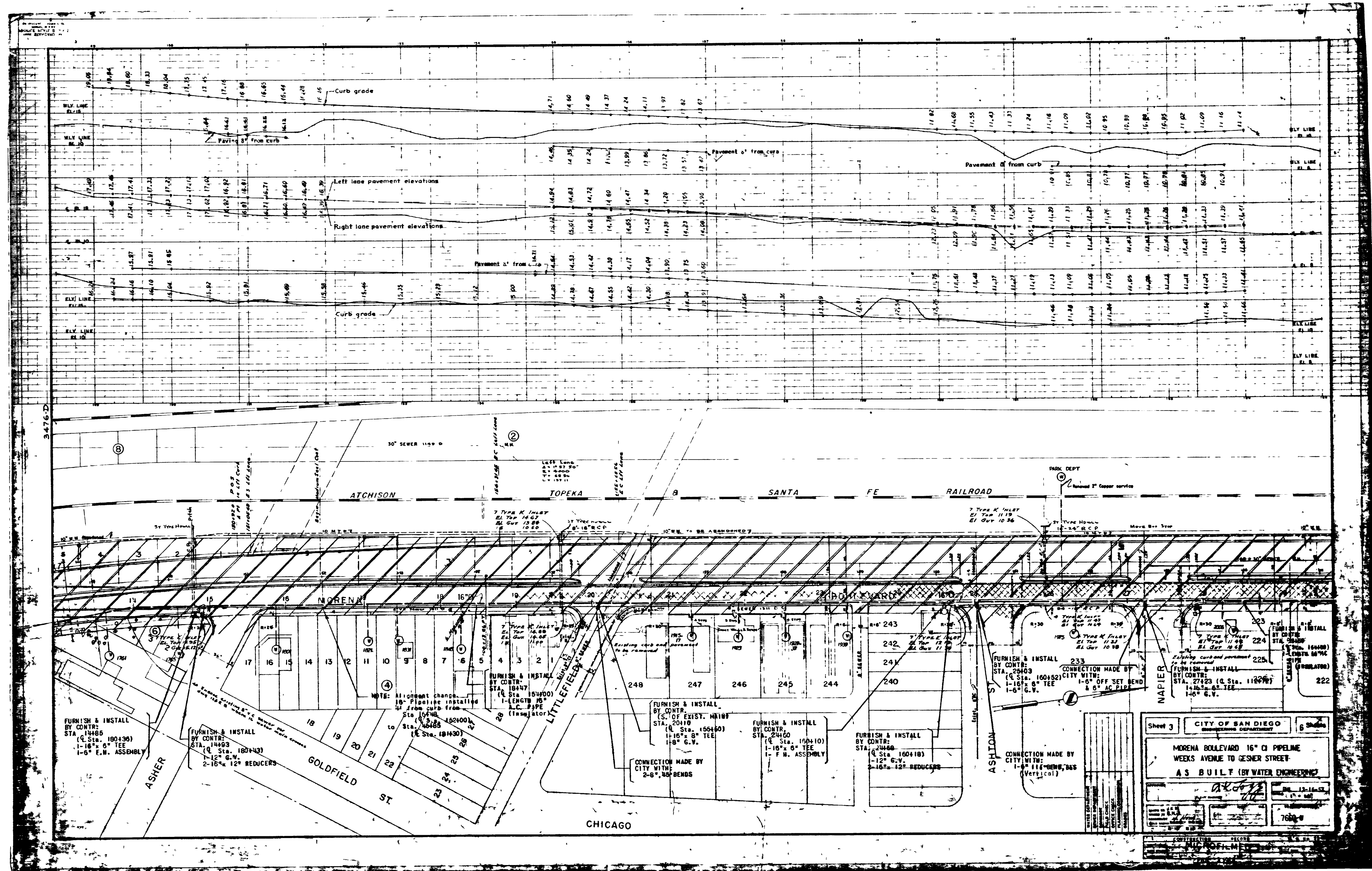
MICROFILMED

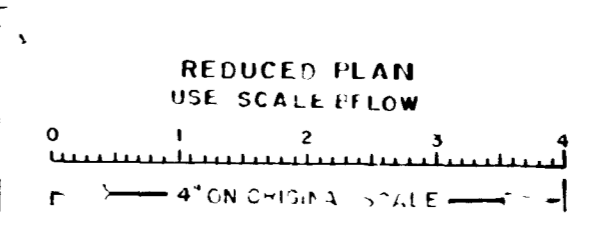
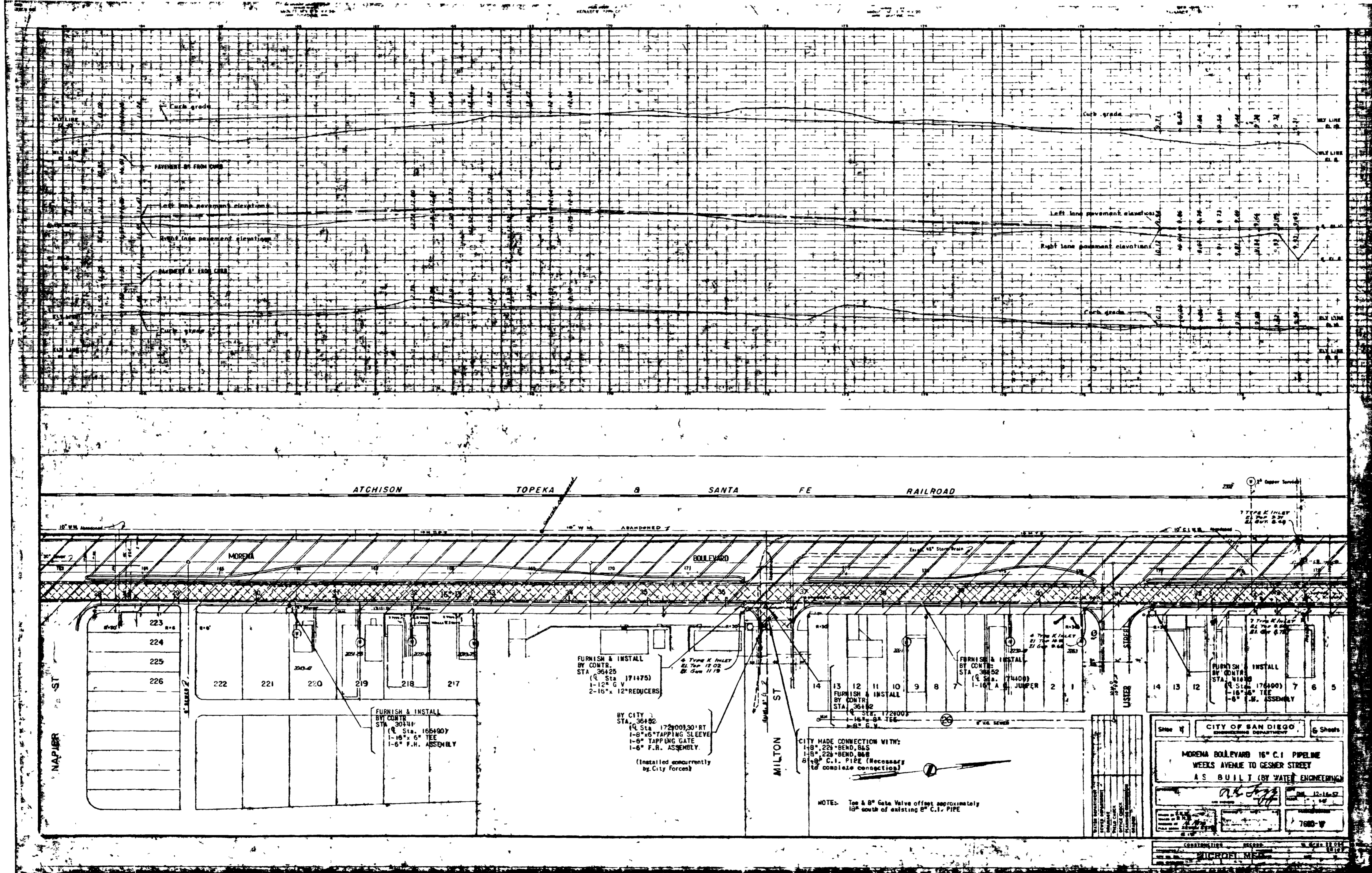


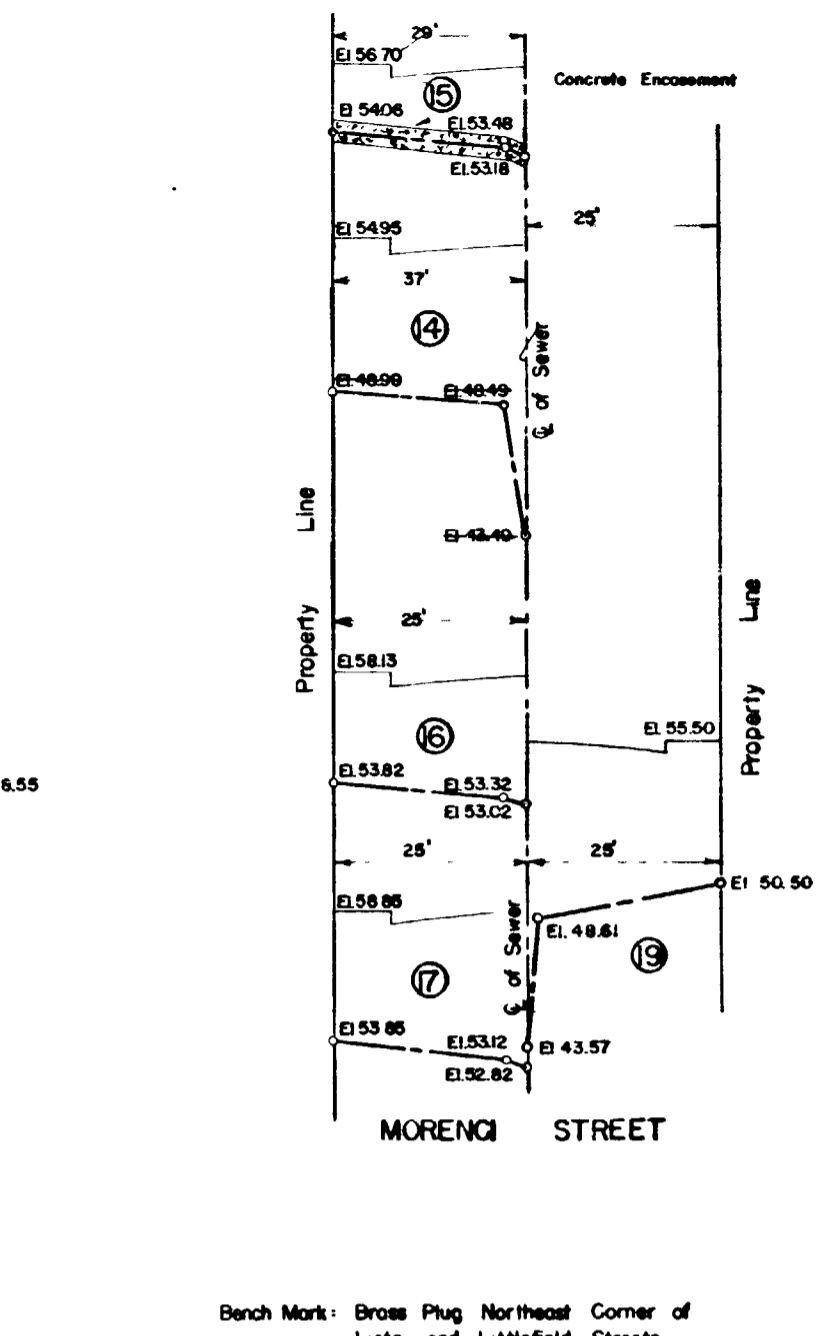
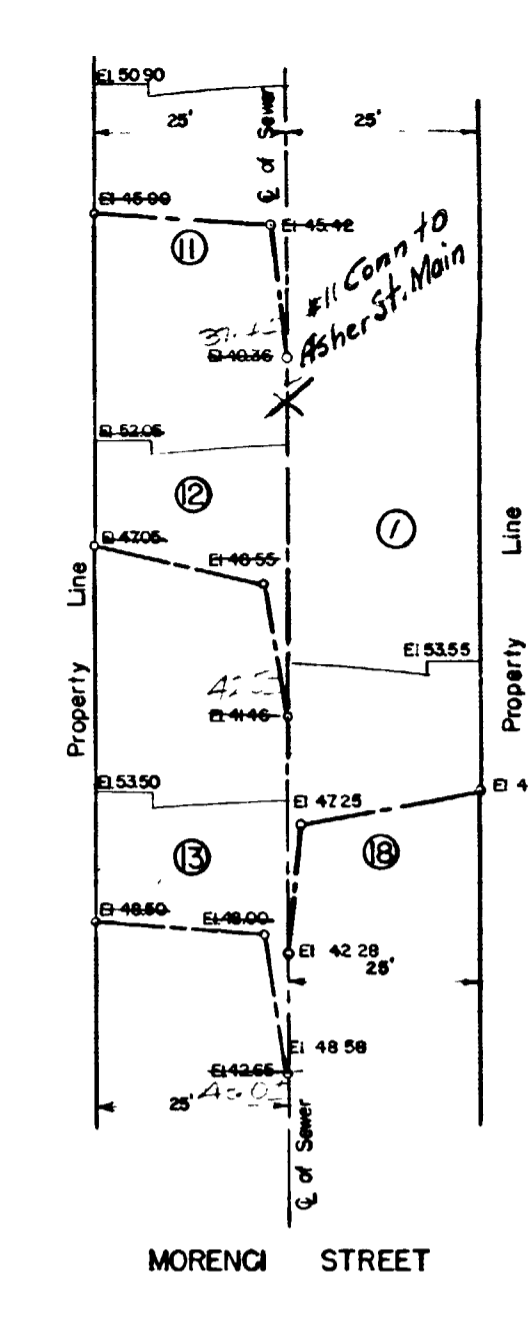
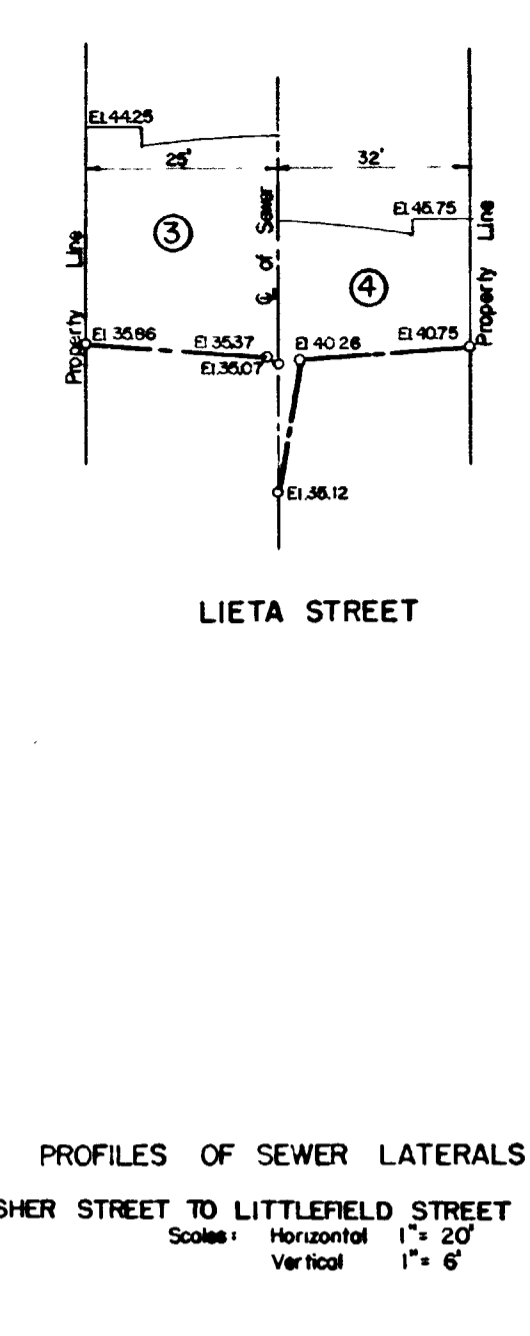
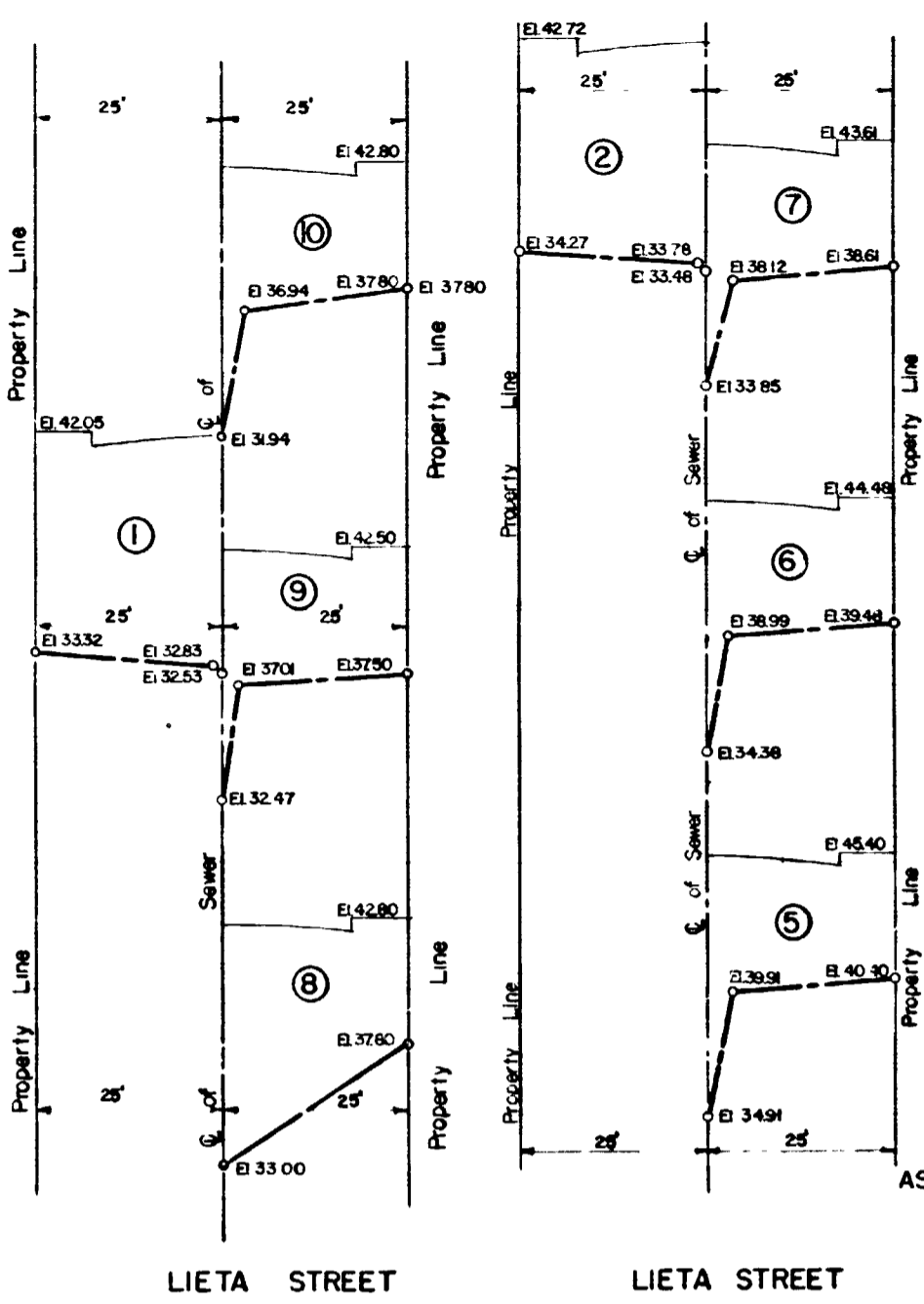
C. W. Weston











PROFILES OF SEWER LATERALS  
 ASHER STREET TO LITTLEFIELD STREET  
 Scales: Horizontal 1" = 20'  
 Vertical 1" = 6'

**WORK TO BE DONE**  
 The improvement consists of the following work to be done according to these plans and the specifications hereto attached:

- The grading of the portions of the streets shown hatched thus: \_\_\_\_\_
- The preparation of subgrade and paving of the portions of the streets shown shaded thus: \_\_\_\_\_
- The construction of Type G curb as shown thus: \_\_\_\_\_
- The construction of vitrified clay pipe sewer main as shown thus: \_\_\_\_\_
- The construction of 6" curb as shown thus: \_\_\_\_\_
- The construction of concrete manholes as shown thus: \_\_\_\_\_
- The construction of 4" vitrified clay pipe sewer laterals as shown thus: \_\_\_\_\_
- The construction of cast iron pipe water main as shown thus: \_\_\_\_\_
- The construction of cast iron gate valves and 8" steel valve boxes with cast iron covers as shown thus: \_\_\_\_\_
- The construction of fire hydrants and appurtenances complete, as shown thus: \_\_\_\_\_
- The construction of 3/4" copper water services as shown thus: \_\_\_\_\_
- The construction of concrete encasement as shown thus: \_\_\_\_\_
- The construction of water main appurtenances as shown on the plans: \_\_\_\_\_
- The construction of 6" asphalt concrete berm as shown thus: \_\_\_\_\_
- The construction of wire link guard fence as shown thus: \_\_\_\_\_

**LEGEND - EXISTING WORK**

- Sanitary sewer main: \_\_\_\_\_
- Water main: \_\_\_\_\_
- Curb: \_\_\_\_\_
- Edge of pavement: \_\_\_\_\_

**NOTES**

Property connected by bracket denotes one ownership.  
 The asphalt concrete berm shall be constructed of asphalt concrete surface course material, Type A.

**REFERENCE DRAWINGS**  
 7357-L 1311-D 1316-D

**STANDARD DRAWINGS**

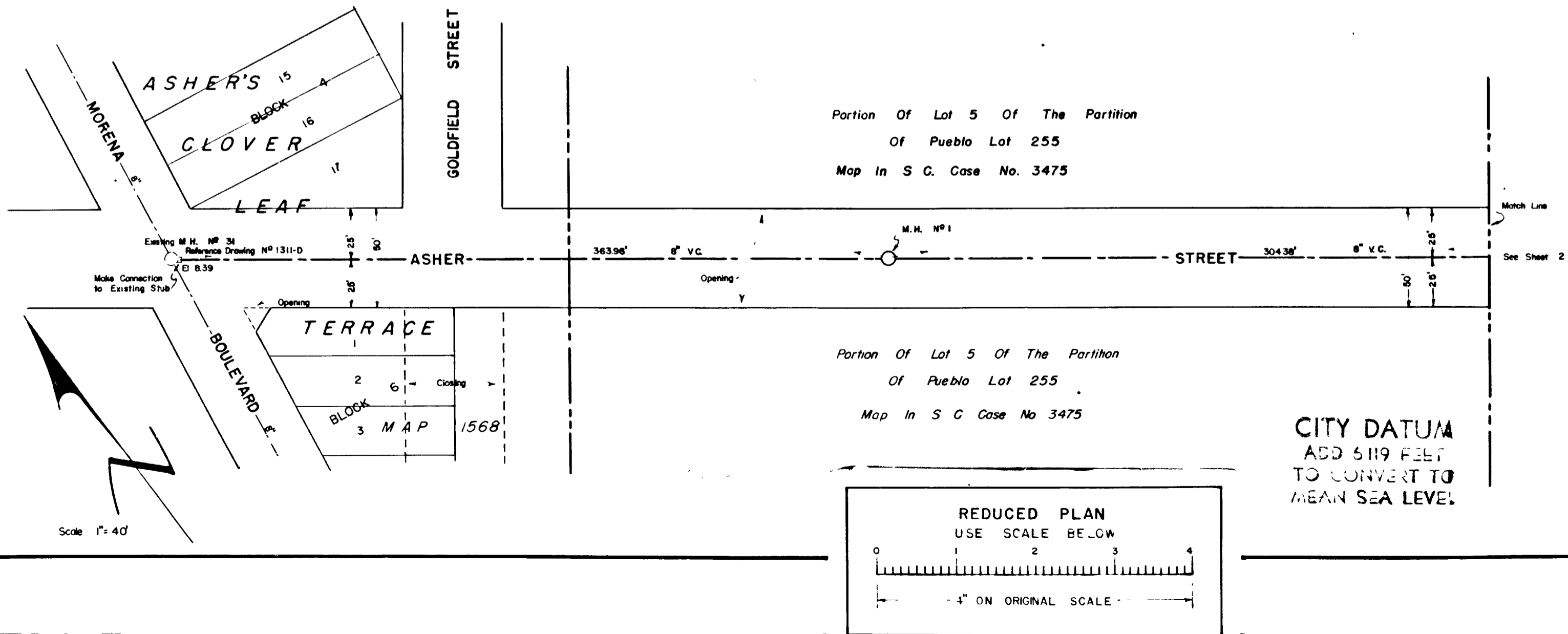
9-S-B	16-S-B	201-S-B	212-S-B	214-S-B
26-S-B	107-S-B	202-S-B	209-S-B	21-S-B
111-S-B	108-S-B	203-S-B	105-S-B	500-S-B
206-S-B	200-S-B	207-S-B	211-S-B	

Bench Mark: Brass Plug Northeast Corner of Lieta and Littlefield Streets. El. 46.72

**SPECIAL NOTE TO WATER MAIN CONNECTIONS**

The connections to existing water mains shown on this plan may be made by the Water Department of the City of San Diego for the following prices, to-wit:

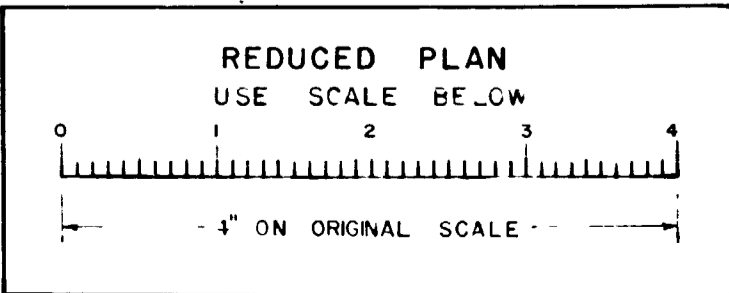
Connection No. 1	\$50.00
Connection No. 2	\$110.00



Portion Of Lot 5 Of The Partition Of Pueblo Lot 255  
 Map In S C. Case No. 3475

Portion Of Lot 5 Of The Partition Of Pueblo Lot 255  
 Map In S C Case No 3475

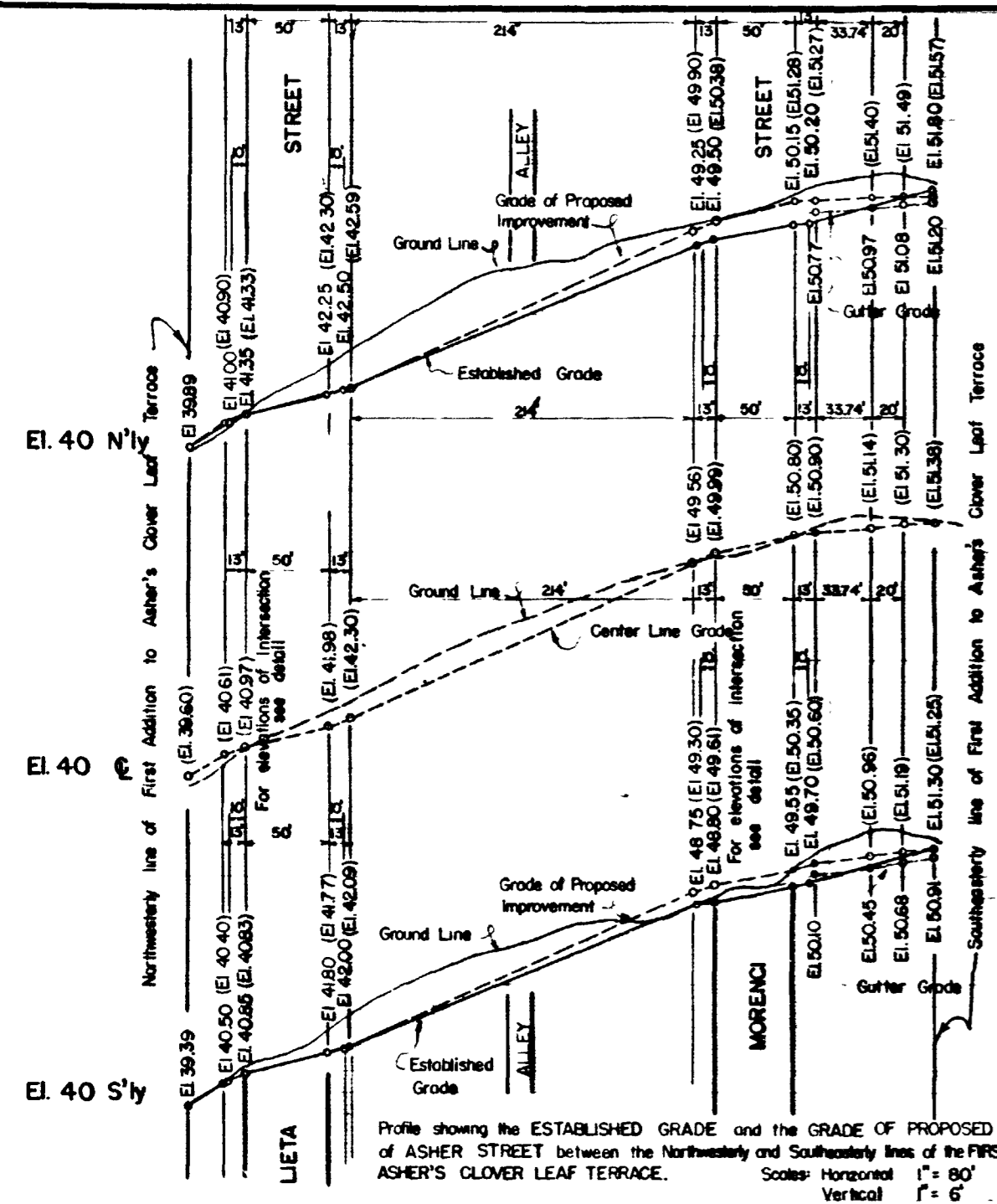
**CITY DATUM**  
 ADD 6119 FEET TO CONVERT TO MEAN SEA LEVEL.



See Dwgs. 10,166-167L also Plot No. 2391

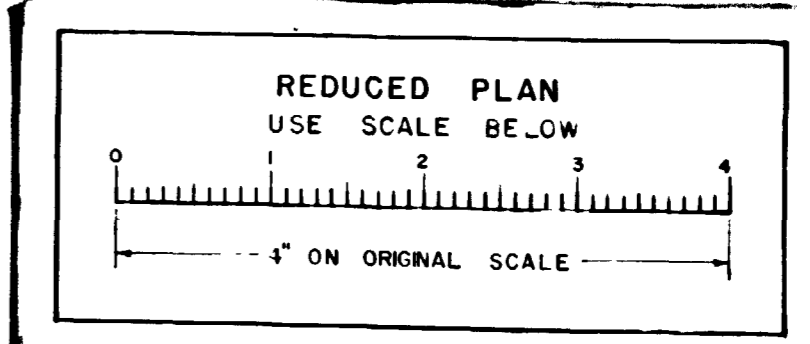
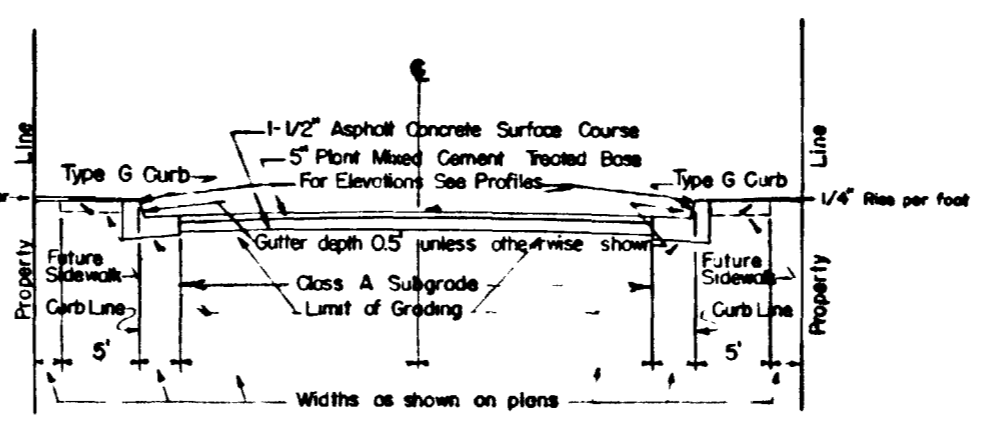
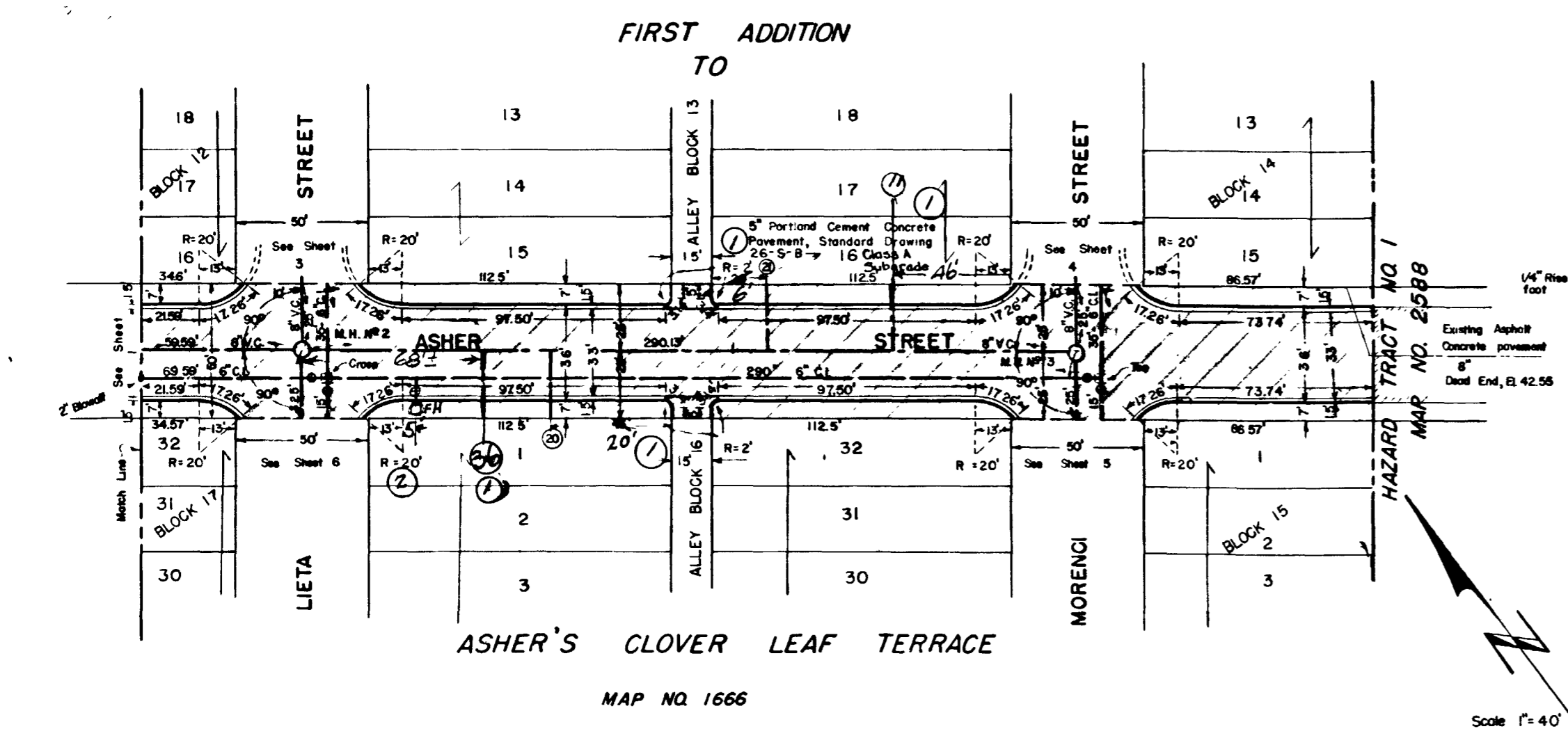
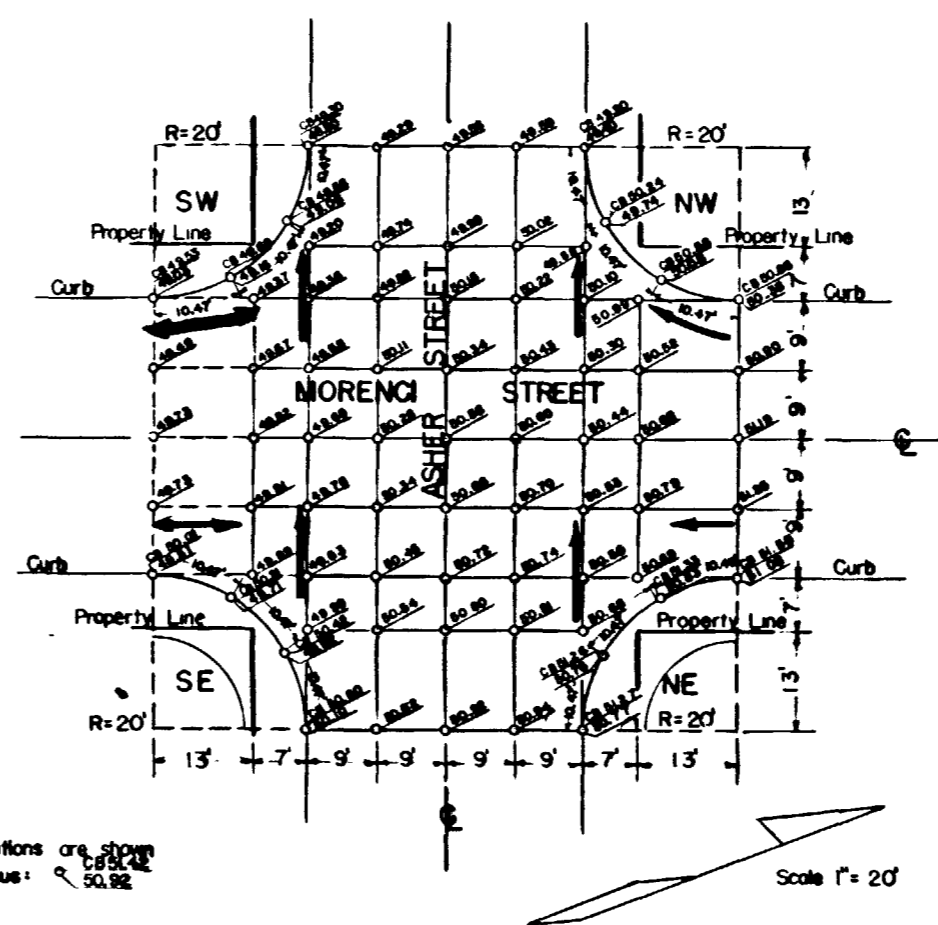
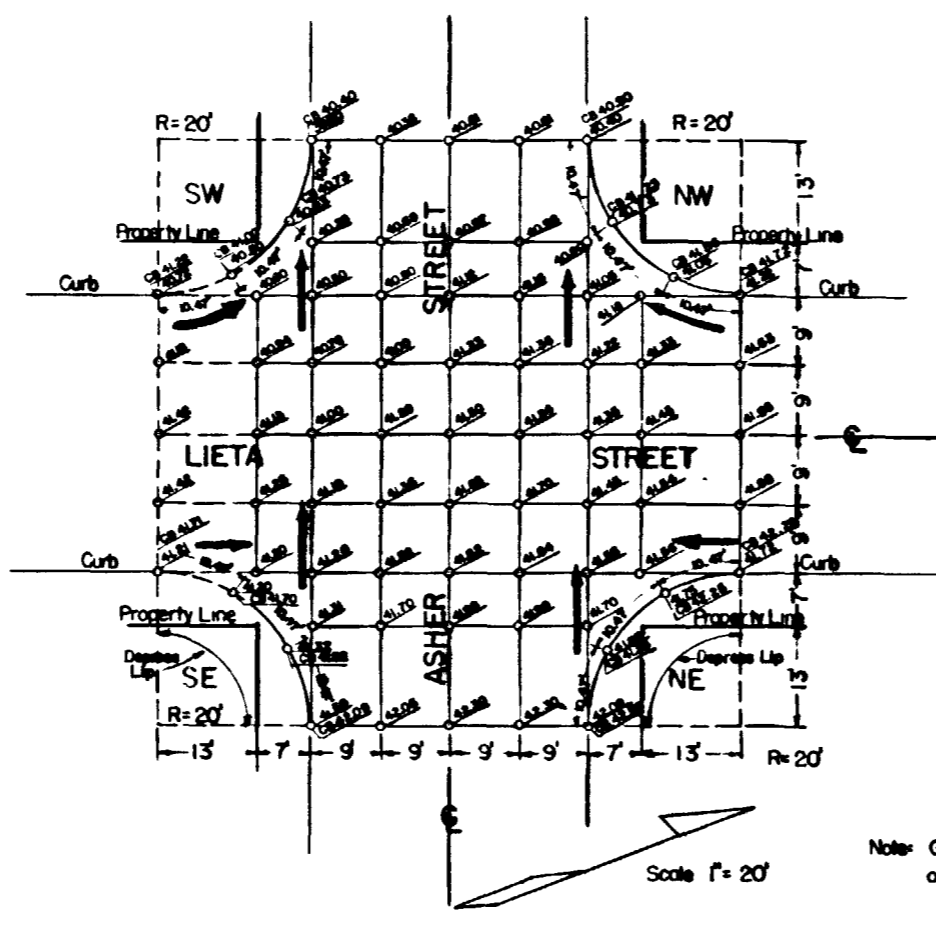
SHEET 1	CITY OF SAN DIEGO ENGINEERING DEPARTMENT	6 SHEETS
Plans for the improvement of: TONOPAH AVENUE between the southwesterly prolongation of the northwesterly line of Morenci Street and the southeasterly line of the First Addition to Asher's Clover Leaf Terrace. ASHER STREET between the westerly line of Morenci Boulevard and the southeasterly line of the First Addition to Asher's Clover Leaf Terrace. LIETA STREET between the southwesterly line of Littlefield Street and the northeasterly line of Tonopah Avenue. LITTLEFIELD STREET between the northeasterly prolongations of the northwesterly and the southeasterly lines of Lieta Street. MORENCI STREET between the southwesterly line of Littlefield Street and the northeasterly line of Tonopah Avenue. LITTLEFIELD STREET between the northeasterly prolongations of the northwesterly and southeasterly lines of Morenci Street.		
APPROVED	<i>A.K. Juff</i> CITY MANAGER	DATE 12/13/52 SCALE noted
DRAWN BY: REB	AUG 1952	DRAWING NUMBER 10,071 L
CHECKED BY: De Haas	11-25-52	
FIELD BOOK: 1836-61-71		

CONTRACTOR	COX	INSPECTOR	Sturak
DATE STARTED	7-13-53	REVISIONS	1
DATE COMPLETED	11-16-53	DATE 12-7-53	M/G



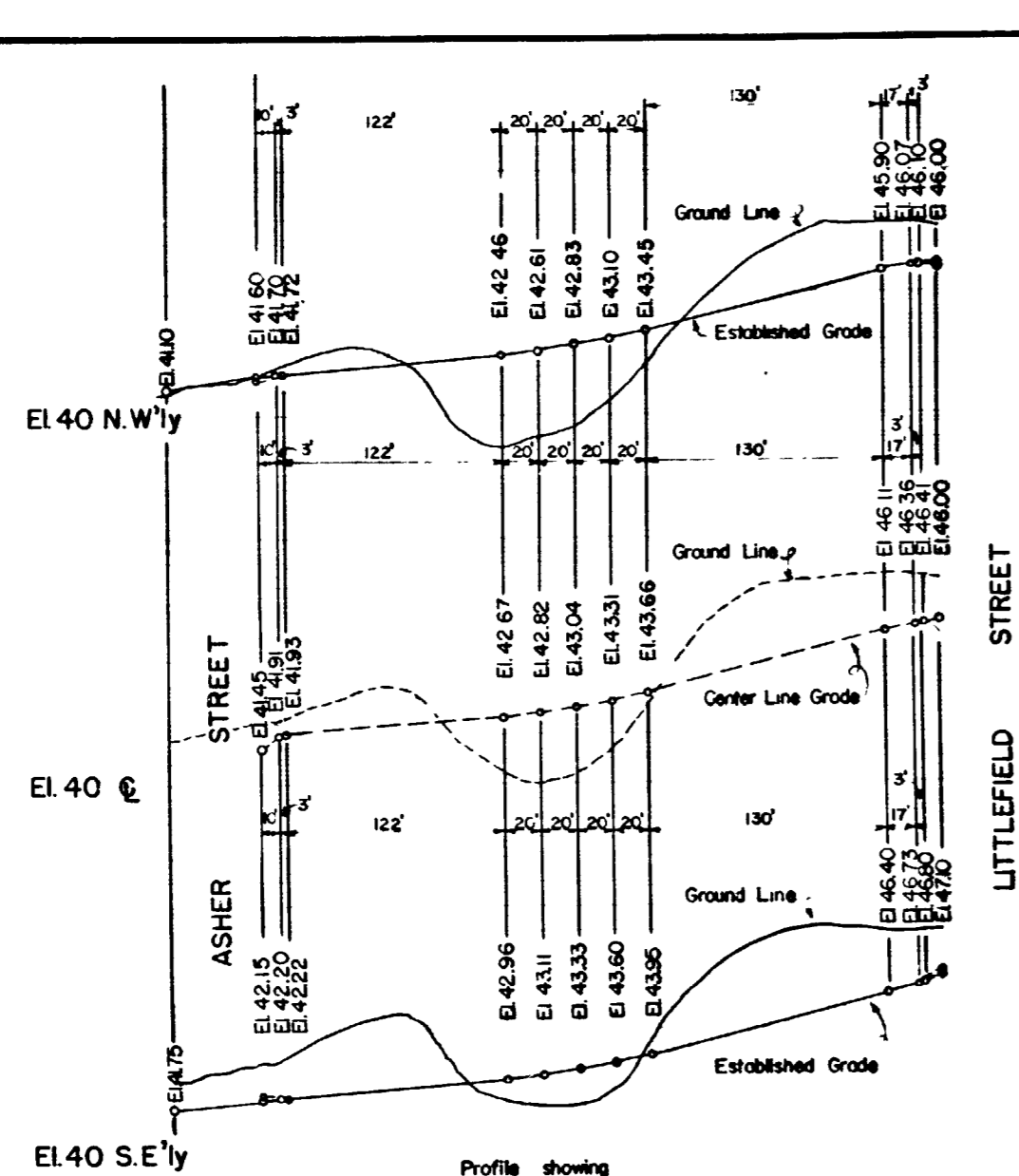
Note: Grade of Proposed Improvement elevations shown in parenthesis thus: (El.50.68)

Bench Mark: Brass Plug Northeast Corner of Lieta and Littlefield Streets, El. 46.72

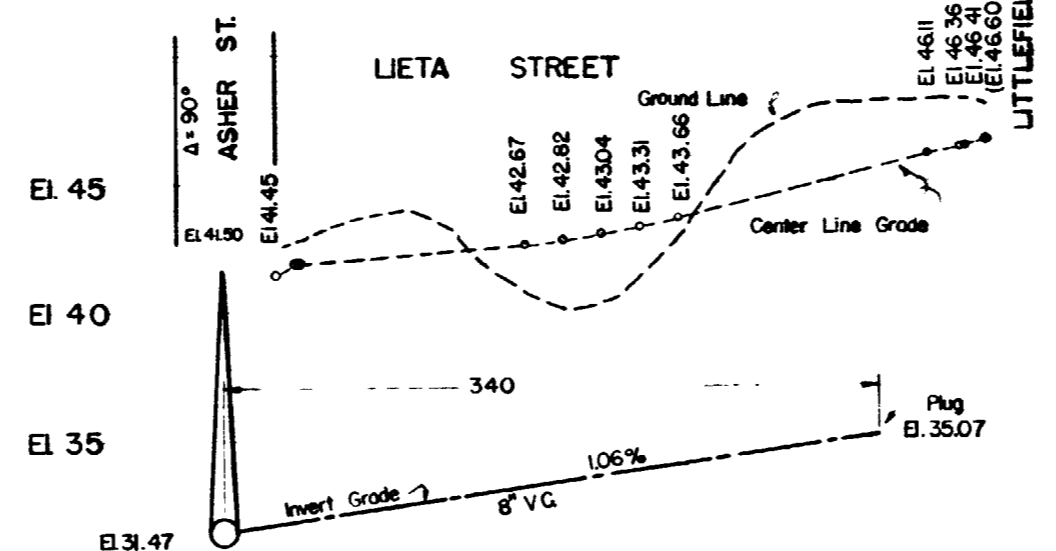


SHEET 2		CITY OF SAN DIEGO ENGINEERING DEPARTMENT		6 SHEETS	
TONOPAH AVENUE, ASHER STREET ET. AL.					
APPROVED	<i>C. L. Joffe</i>	CITY MANAGER	DATE 12/31/52	SCALE noted	
DRAWN BY REB	AUG. 1952	CHECKED BY	PLANNING COMMISSION	DRAWING NUMBER	10,072 L
DATE STARTED 7-13-53		DATE COMPLETED 11-16-53			

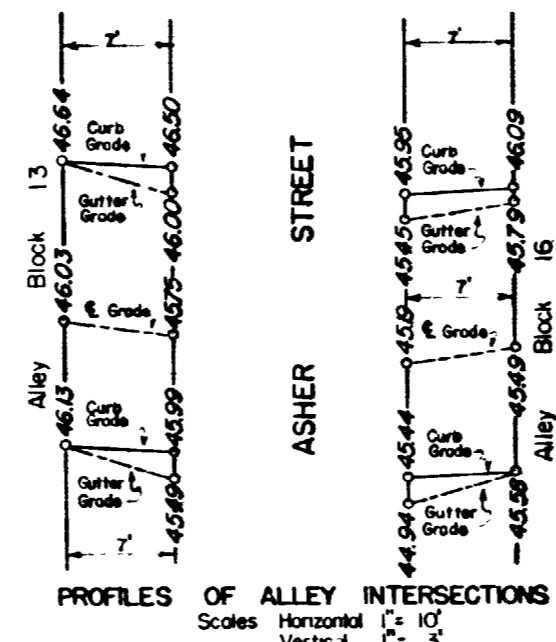
CONTRACTOR	COX	INSPECTOR	Sturak
DATE STARTED	7-13-53	REVISION	② Sewer Lateral Relocated
DATE COMPLETED	11-16-53		



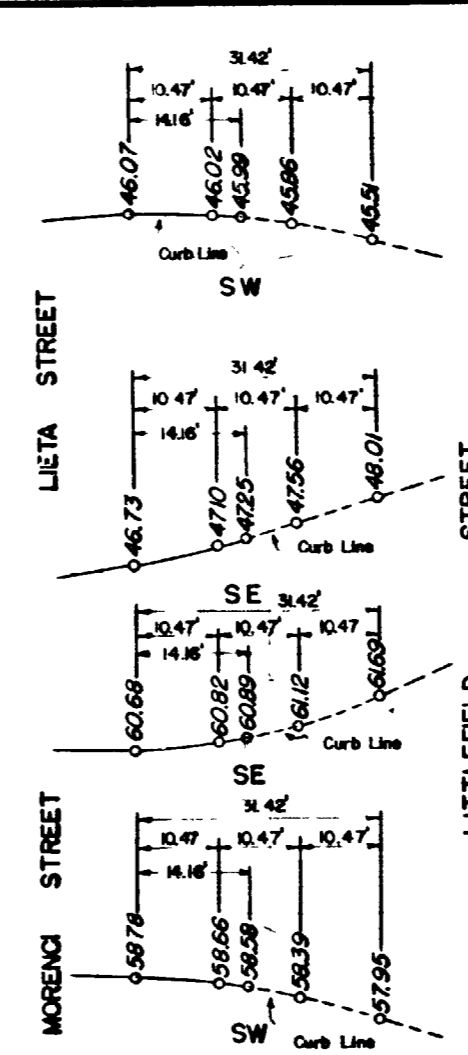
Profile showing the ESTABLISHED GRADE of LIETA STREET between the Southwesterly line of Littlefield Street and the Southwesterly line of Asher Street.  
 Scales: Horizontal -  $1" = 80'$   
 Vertical -  $1" = 6'$   
 Bench Mark: Brass Plug Northeast Corner of Littlefield and Lieta Streets. El. 46.72



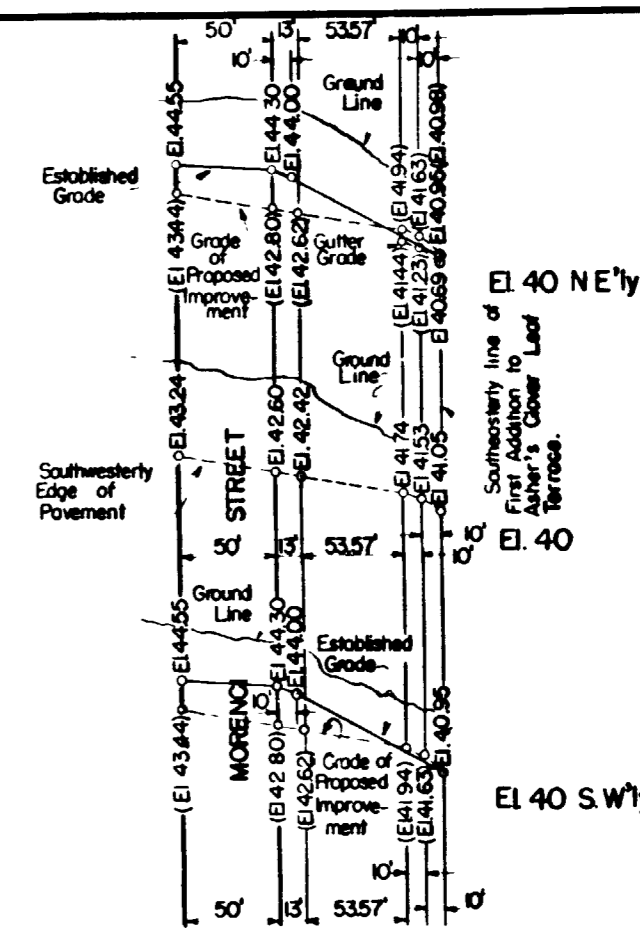
Profile showing the grade of the SEWER in LIETA STREET between LITTLEFIELD STREET and ASHER STREET.  
 Scales: Horizontal  $1" = 60'$   
 Vertical  $1" = 6'$



PROFILES OF ALLEY INTERSECTIONS  
 Scales: Horizontal  $1" = 10'$   
 Vertical  $1" = 3'$

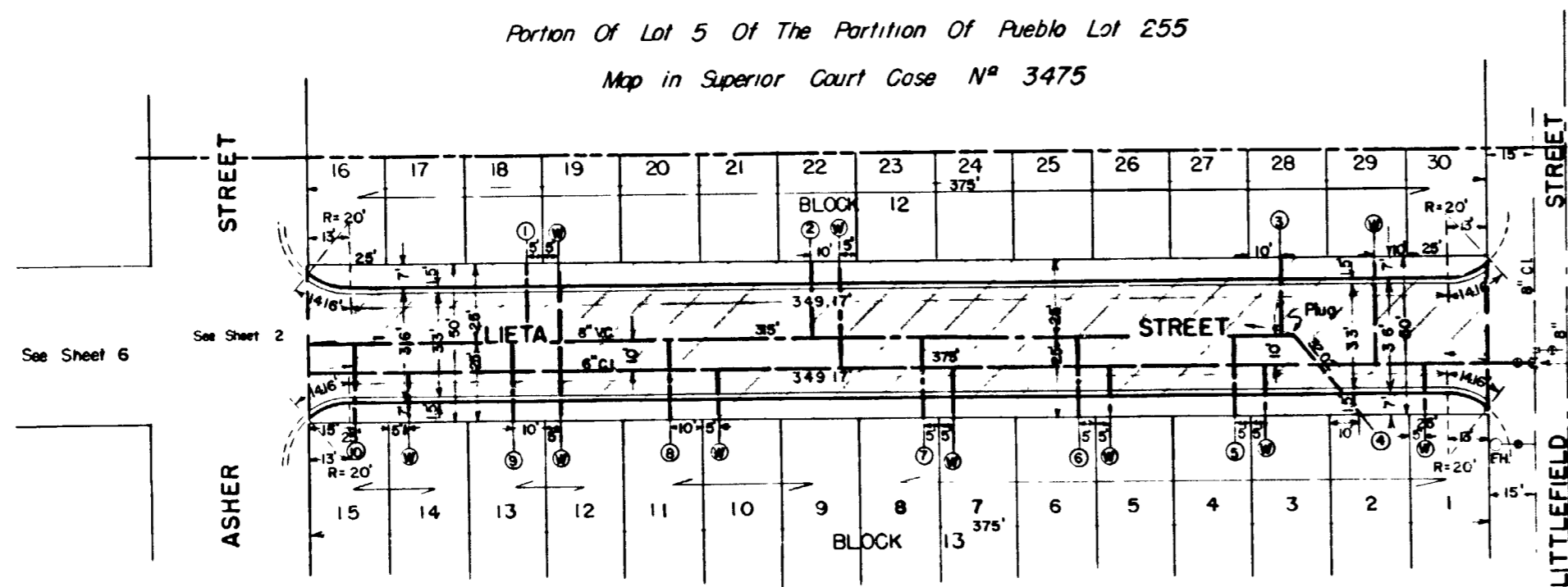


PROFILES OF CURB RETURNS  
 Scales: Horizontal  $1" = 20'$   
 Vertical  $1" = 3'$



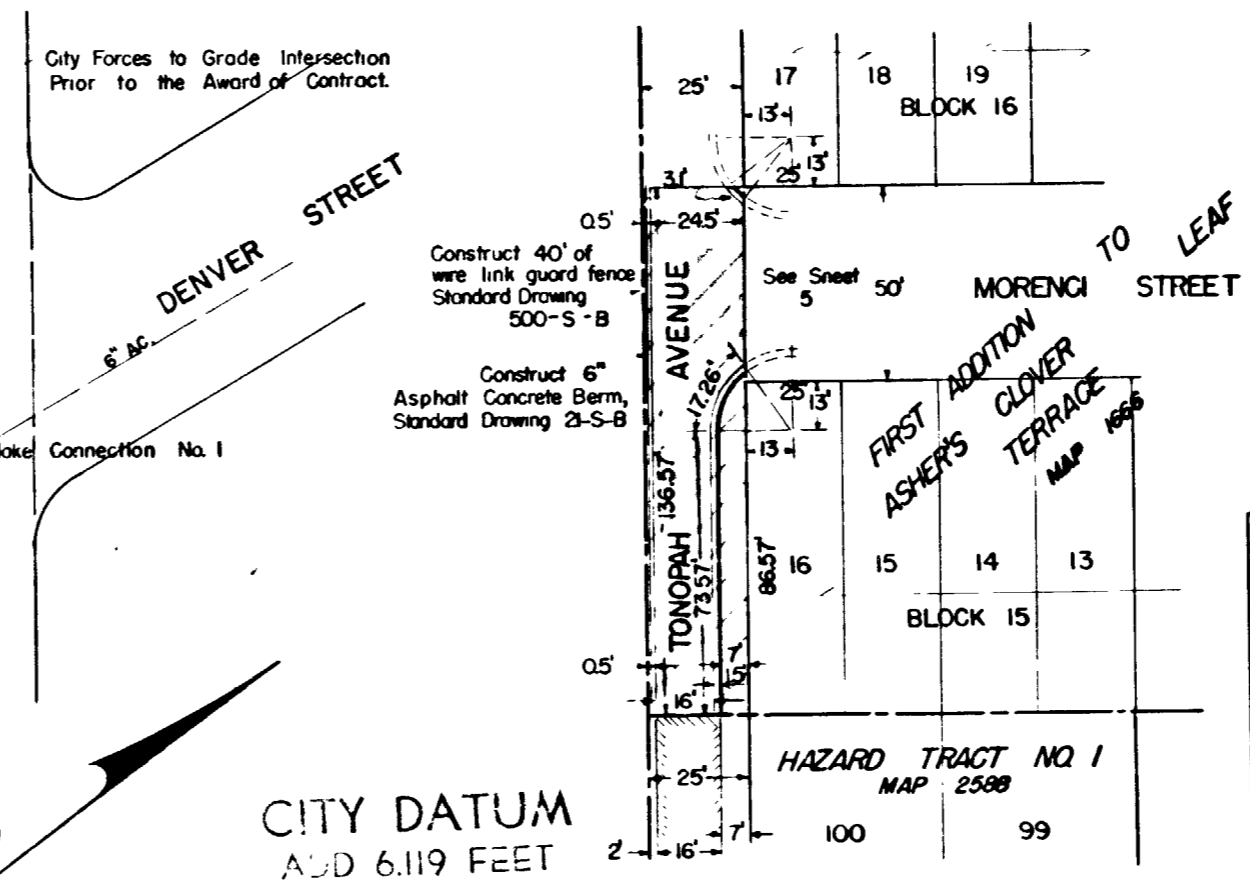
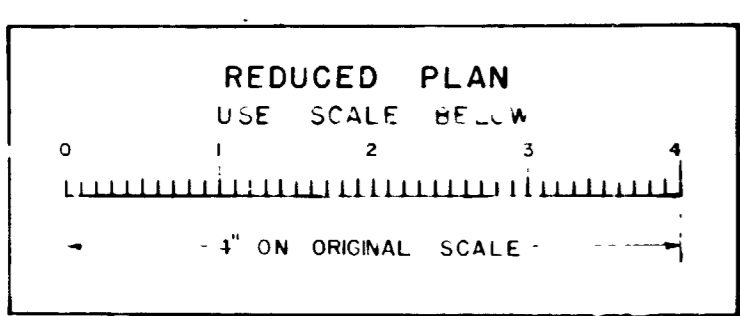
Profile showing the ESTABLISHED GRADE and GRADE OF PROPOSED IMPROVEMENT of TONOPAH AVENUE between the southwesterly prolongation of the northwesterly line of Morenci Street and the southeasterly line of the First Addition to Asher's Clover Leaf Terrace.  
 Scales: Horizontal  $1" = 80'$   
 Vertical  $1" = 6'$

Note: Grade of Proposed Improvement elevations shown in parenthesis thus: (El. 41.23)



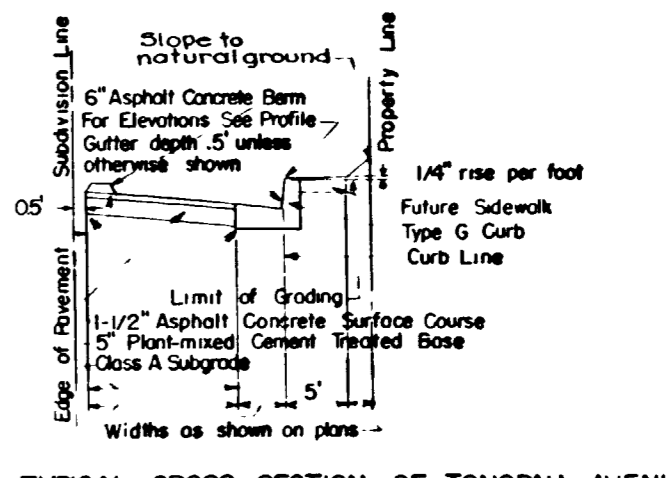
Portion Of Lot 5 Of The Partition Of Pueblo Lot 255  
 Map in Superior Court Case No. 3475

FIRST ADDITION TO ASHER'S CLOVER LEAF TERRACE  
 MAP NO. 1666



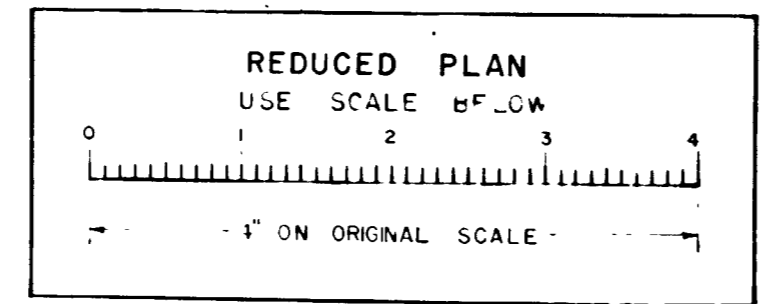
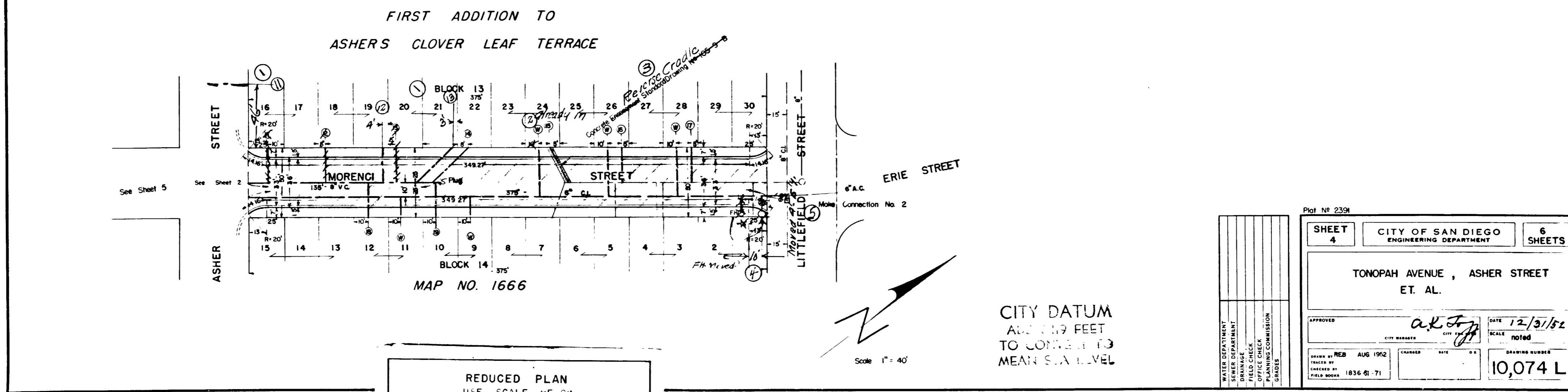
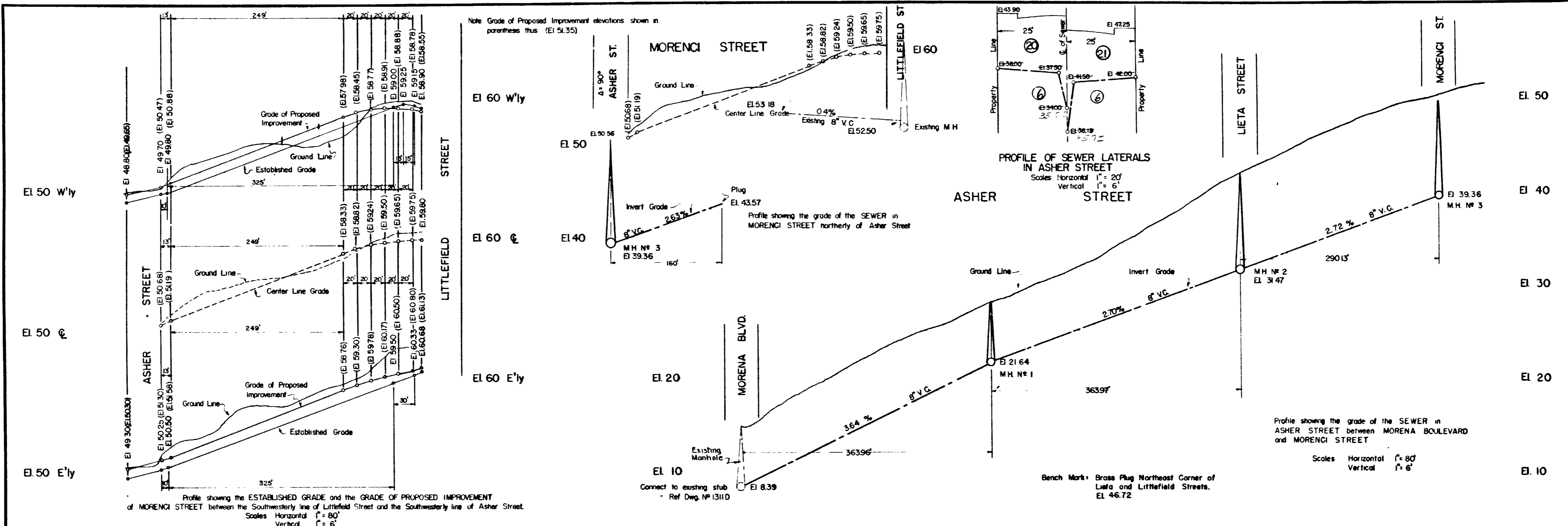
City Forces to Grade Intersection Prior to the Award of Contract.

CITY DATUM  
 ADD 6.119 FEET  
 TO CONVERT TO  
 MEAN SEA LEVEL



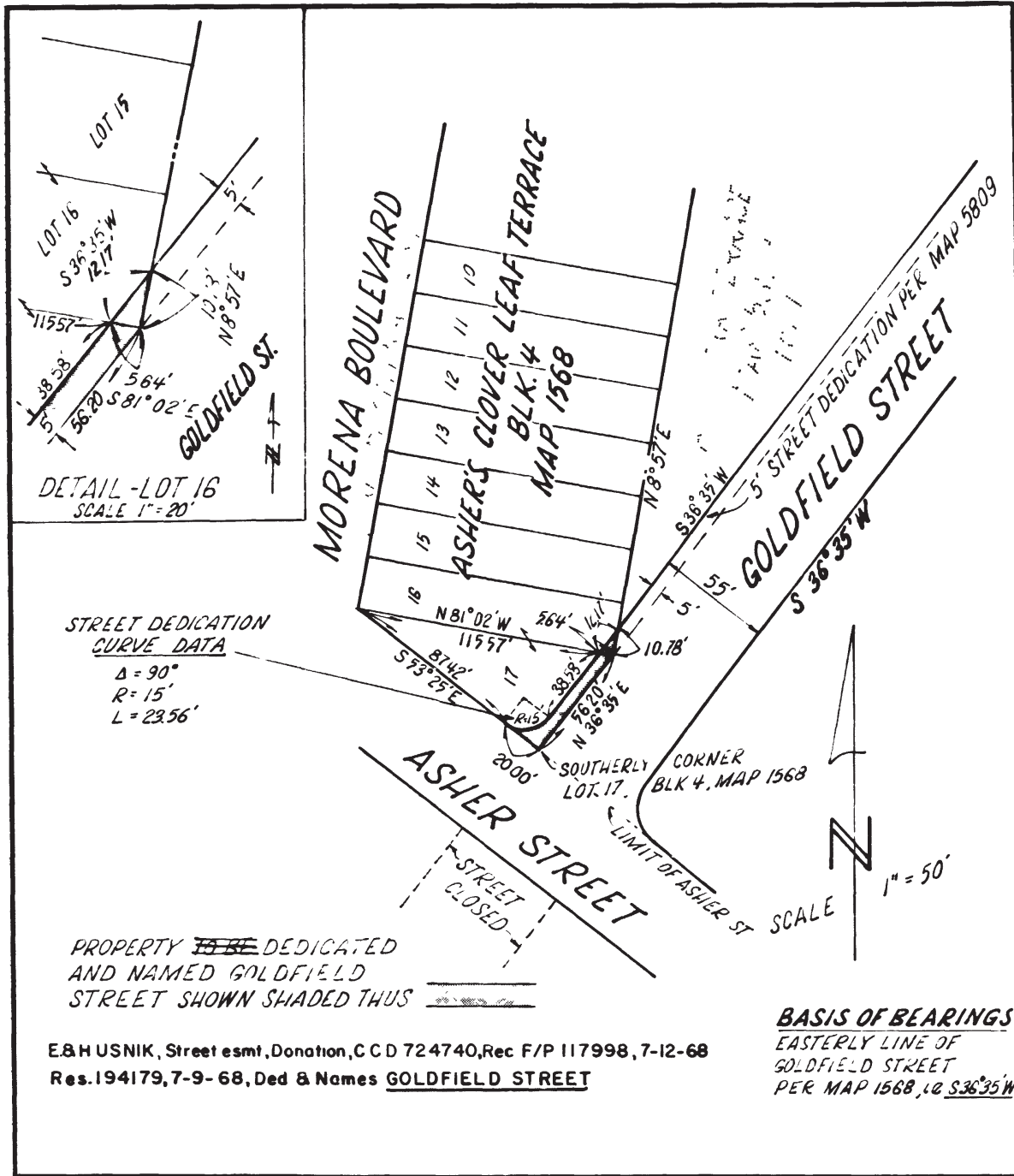
TYPICAL CROSS SECTION OF TONOPAH AVENUE

WATER DEPARTMENT		APPROVED	CITY MANAGER	DATE	12/13/52	DRAWING NUMBER	10,073 L
SEWER DEPARTMENT							
DRAINAGE							
FIELD CHECK							
OFFICE CHECK							
DRAWING COMMISSION							
GUIDES							
CONSTRUCTION RECORD W. O. No. 32175							
CONTRACTOR		COX		INSPECTOR		Sturck	
DATE STARTED		7-13-53		REVISION		None	
DATE COMPLETED		11-16-53					



WATER DEPARTMENT	SEWER DEPARTMENT	DRAINAGE DISTRICT	OFFICE CHECK	PLANNING COMMISSION	GRADES
SHEET 4 CITY OF SAN DIEGO ENGINEERING DEPARTMENT 6 SHEETS TONOPAH AVENUE, ASHER STREET ET. AL. APPROVED: <i>A.K. Jeff</i> DATE: 12/31/52 DRAWN BY: REB AUG 1952 CHECKED BY: FIELD BOOKS 1836 61 71 DRAWING NUMBER: 10,074 L CONTRACTOR: Cox REFLECTOR: Sturak DATE STARTED: 7-13-53 DATE COMPLETED: 11-16-53					

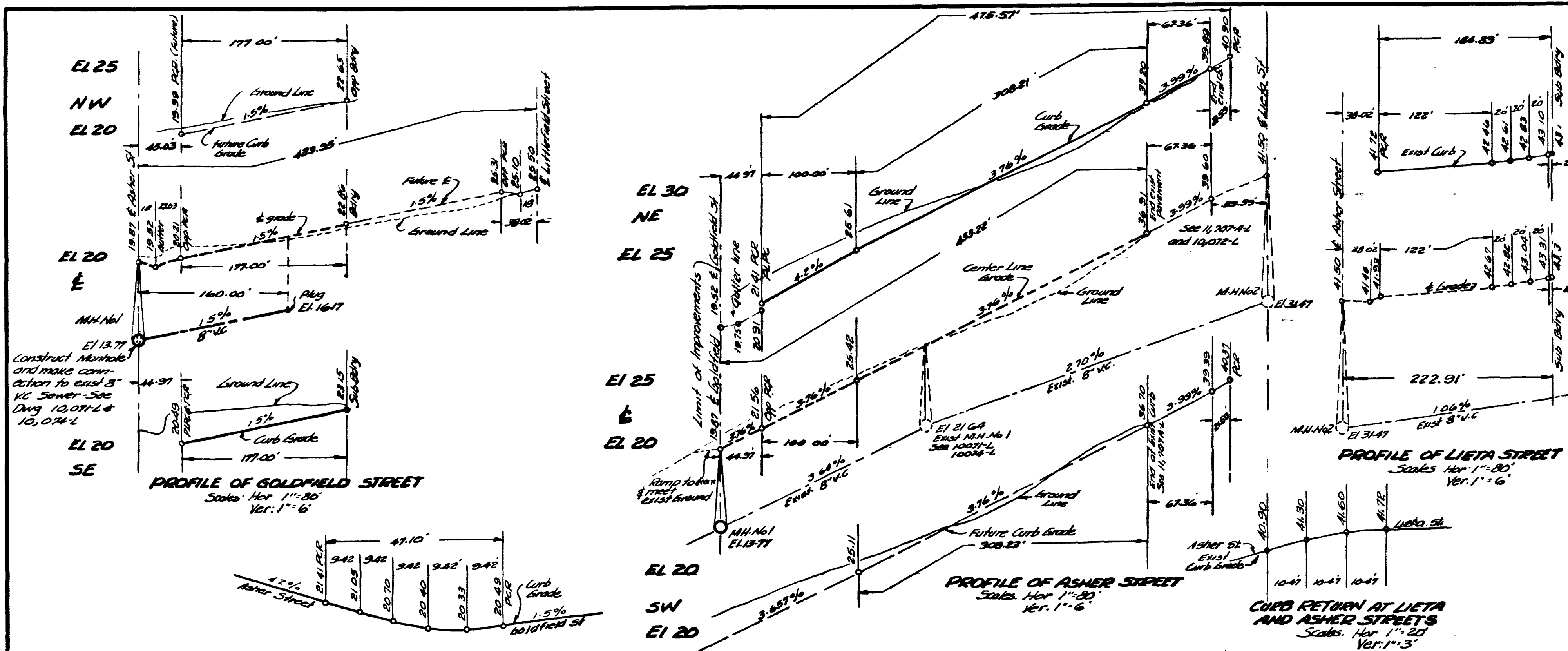




**STREET DEDICATION - GOLDFIELD STREET IN LOTS 16 AND 17, BLOCK 4, ASHER'S CLOVER LEAF TERRACE, MAP NO 1568.**

DESCRIPTION	BY	APPROVED	DATE	FILED	CITY OF SAN DIEGO, CALIFORNIA		W O NO
ORIGINAL	<i>[Signature]</i>	<i>[Signature]</i>	3-20-68		ENGINEERING DEPARTMENT SHEET OF SHEETS		33633
					<i>[Signature]</i>	3/12/68	<i>[Signature]</i>
					TY ENGINEER	DATE	CONTROL CERTIFICATION
					<i>[Signature]</i>	3-12-68	224-1705
					DESIGN ENGINEER	PLANNING DEPT	LAMBERT CO. IN. ET
					<i>[Signature]</i>	3/11/68	11515-1-B

**DEDICATED**



**WORK TO BE DONE**  
The improvement consists of the following work to be done according to these plans and the specifications of the City of San Diego

- The grading of the portions of the streets shown hatched thus
- The preparation of subgrade and paving of portions of streets shown hatched thus
- The construction of 12" curb as shown thus
- The construction of 4" RC sidewalk per 4-EB shown thus
- The construction of 36" cross gutter per 35-EB as shown thus
- The construction of 8" standard manhole as shown thus
- The construction of 8" vitrified clay pipe sewer main shown
- The construction of 4" vitrified clay pipe sewer lateral shown
- The construction of 6" asbestos cement pipe water main as shown thus
- The construction of 3" copper water services as shown thus
- The construction of standard 6" curb as shown thus

**LEGEND OF EXISTING WORK**  
Sanitary sewers  
Manhole  
Water line  
Curb

**SPECIFICATIONS**  
Standard specifications filed July 7, 1954. General conditions for private contract work. Special conditions No. 54-1.

**STANDARD DRAWINGS**  
4-EB 9-EB 22-EB 35-EB  
101-EB 107-5B 108-EB 122-EB  
200-WB 201-WB 204-WB 205-WB  
206-WB 212-WB 219-WB

**REFERENCE DRAWINGS**  
10,073-L 10,072-L  
11,707-A-L 10,071-L  
10,074-L 11,241-L

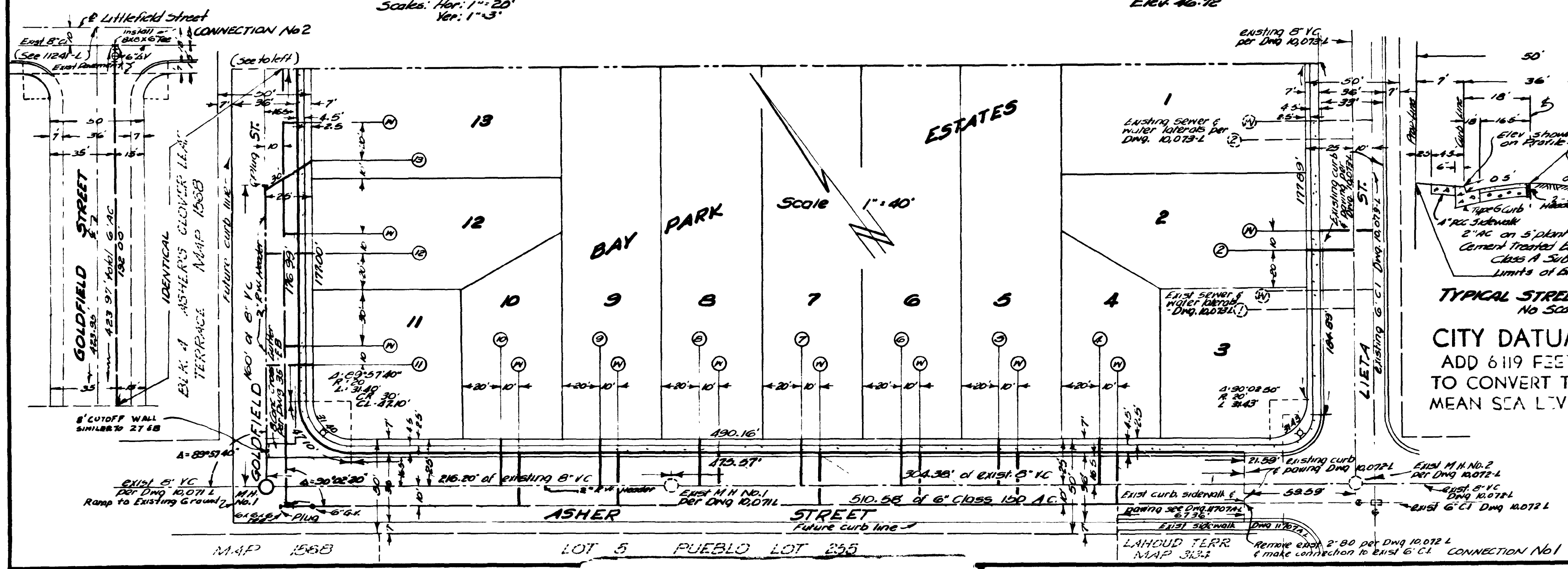
**NOTE**  
Street name signs (indicated thus) to be installed by the City of San Diego.

**SPECIAL NOTE**  
The connection to the existing water mains shown on this plan shall be made by the City of San Diego for the following prices, to wit:  
CONNECTION No 1 - \$ 85.00  
CONNECTION No 2 - \$ 85.00

All water services shall be 3/4" unless otherwise specified  
All water services to be constructed clear of driveways  
All water mains shall have 3' cover above top of pipe

**SEWER LATERAL TABLE**

Lateral No	Inv. El Main	Drop to main (ft)	Length (ft)	Inv. Elev. at PL	Curb Elevation	Inv. depth below curb	Remarks
1	33.4	0.3'	25	37.8	42.8	5	EXIST.
2	32.8			37.3	42.3		
3	32.5			37.1	42.1		EXIST.
4	27.8			31.9	36.8		
5	26.3			29.8	34.8		
6	24.9			27.8	32.8		
7	23.4			25.8	30.8		
8	22.0			23.8	28.8		
9	20.2			21.8	26.8		
10	18.3			19.8	24.8		
11	14.8			15.8	20.8		
12	15.7		25	16.7	21.7		
13	16.2	0.3	30	17.4	22.4	5	



Engineer of work  
Harold C. Foster, P.E. 6560  
Suite 416-235 Broadway  
San Diego, California

PRIVATE CONTRACT

Sheet 1 CITY OF SAN DIEGO ENGINEERING DEPARTMENT 1 Sheet

**PLANS FOR THE IMPROVEMENT OF ASHER, GOLDFIELD, & LIETA STS & UNNAMED ESMTS. IN & ADJOINING BAY PARK ESTATES**

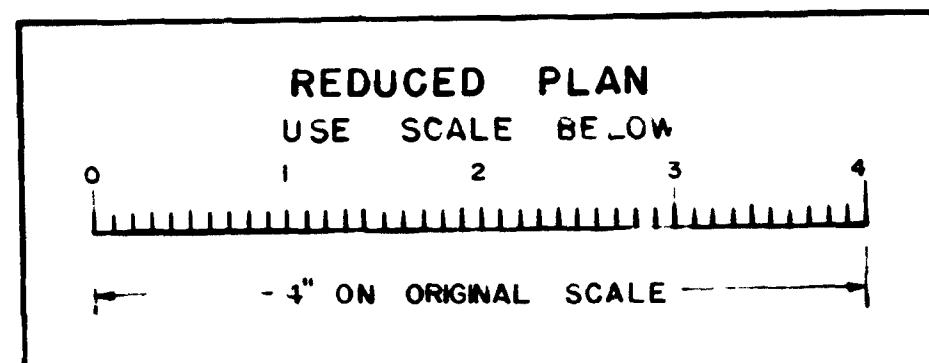
APPROVED: [Signature] DATE: 10/9/54 SCALE: AS SHOWN

DRAWN BY: [Signature] CHECKED BY: [Signature] FIELD BOOKS: [Signature]

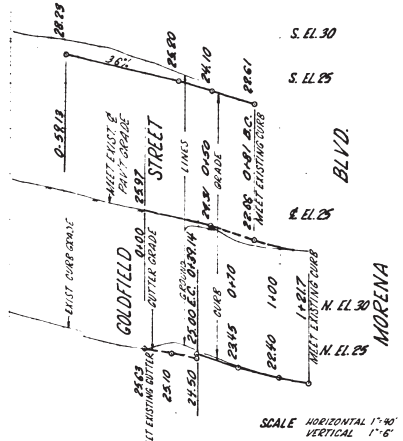
DRAWING NUMBER: 12982-L

**CONSTRUCTION RECORD** W O No 24707

CONTRACTOR: GRIFFITH Co	INSPECTOR: Tex
DATE STARTED: 4-26-57	REVISION: AS BUILT 11-22-57
DATE COMPLETED: 9-19-57	

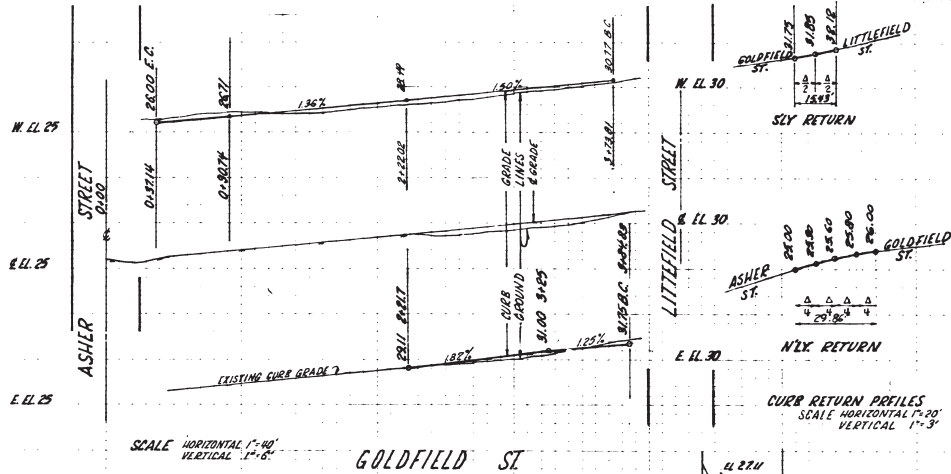


BENCH MARK: S.E.R.P. MORENA & LITTLEFIELD  
 E.L. 21.84 Mean Sea Level Datum  
 SURVEY: 224-1704, CLARK, 11-6-67

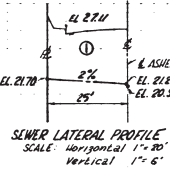


ASHER ST

EXCAVATION 177 CU YDS.  
 EMBANKMENT 22 CU YDS.



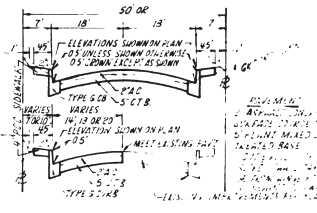
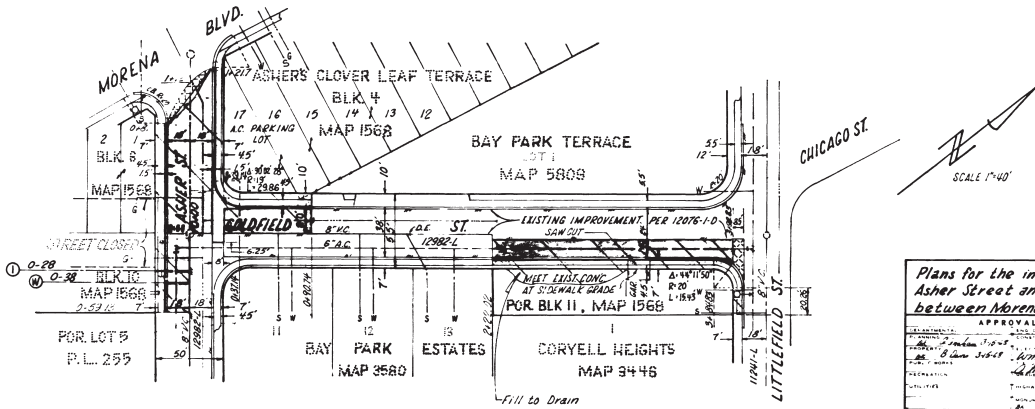
GOLDFIELD ST



WORK TO BE DONE SCHEDULE  
 SEE SHEET 1

GRADE DATA  
 STREET GRADES NOT PREVIOUSLY ESTABLISHED

REFERENCE DRAWINGS  
 ASHER STREET - 2977-G, 12982-L, 10071-L  
 GOLDFIELD STREET - 9709-G, 12076-L-D, 12982-L  
 MORENA BLVD - 3493-D, 3477-D  
 LITTLEFIELD ST - 11241-L



Plans for the improvement of GOLDFIELD STREET, between Asher Street and Littlefield Street and ASHER STREET, between Morena Blvd & Goldfield Street.

APPROVALS		CITY OF SAN DIEGO, CALIFORNIA	
DATE	BY	ENGINEERING DEPARTMENT	PROJECT NO.
11-14-65	Blair Smith	AS BUILT	33639
11-14-65	Blair Smith	AS BUILT	224-1705
11-14-65	Blair Smith	AS BUILT	131252-D

I.B. PENICK & SONS, INC.  
 224-1705  
 3700 LA JOLLA VILLAGE DRIVE, SAN DIEGO, CALIF. 92108

Note: See Drawing 11515-1-B for Street Dedication at Northern Corner of Goldfield & Asher Streets.

AS BUILT

GOLDFIELD AND ASHER STREETS

NO.	INTERSECTION	LOCATION	COORDINATE	P.C.C. CROSS GUTTER (SQ. FT.)	EXCAVATION (CU. YDS.)	PAVEMENT CUTTING (LIN. FT.)	REMARKS	CURB TYPE	RADIUS	CURB TO CURB DISTANCE	NO.	
1	55TH & MONTEZUMA	S'LY	220-1745	288	7	72	SEE DETAIL	G	30'	38'	1	
2	LOMA ALTA & CELIA VISTA	S'LY	212-1753	673	17	170	" "	ROLL	30'	36'	2	
3	MENLO & ORANGE	E'LY & W'LY	214-1739	956	24	262	SEE "	6"	10'	50'	3	
4	WARING RD. & ZION	E'LY	228-1745	661	16	172	" G-32, "	G	30'	40'	4	
5	GLACIER & WINONA	N'LY	" "	628	16	164	" "	G	30'	36'	5	
6	GLACIER & 59TH	N'LY	" "	390	10	105	SEE DETAIL	G	30'	35'	6	
7	TRAIN & FENIMORE	N'LY	226-1741	310	8	92	" "	G	30'	30'	7	
8	MARYLAND	N'LY	216-1723	416	10	104	SEE G-32,	6"	"	52'	8	
9	ARISTA & HICKORY	S'LY	214-1711	318	8	86	" " G-35	6"	10'	30'	9	
10				400	10	115					10	
11											11	
12	GARNET AT GRESHAM	N'LY	230-1693	550	14	152	SEE	G-35	6"	20'	40'	12
13	GARNET AT DAVES	N'LY	230-1693	398	10	106	" "	6"	10'	40'	13	
14	NAUTILUS AT MARANA	S'LY	202-1687	628	16	164	" G-32	"	G	30'	36'	14
15	PALM AT DALE	N'LY	208-1729	398	10	106	" "	8"	10'	40'	15	
16	THORN AT DALE	N'LY & S'LY	" "	796	20	212	" "	8"	10'	40'	16	
17	1ST AT CEDAR	E'LY	202-1719	600	15	153	" DETAIL	6"	38'-11"	22'	17	
18	HURON AT LACKAWANA	S'LY	230-1705	671	17	152	" G-32, G-35	6"	30'	30'	18	
19	INDIAN WAY AT POCAHONTAS	E'LY	238-1705	628	16	164	" "	G	30'	36'	19	
20	SAMOSET AT SAGINAW	N'LY	240-1707	581	14	152	" "	G	30'	30'	20	
21	WIND LN. & OAK GLEN LN.	E'LY	240-1703	581	14	152	" "	G	30'	30'	21	
22	KAMLOOP & GEDDIS	N'LY	238-1703	368	8	100	" DETAIL	G	30'	36'	22	
"	"	S'LY	" "	600	15	141	" "	"	30'	36'	"	
23	CEDAR & DALE	E'LY	202-1729	398	10	106	" G-35	6"	10'	40'	23	
24	28TH & UPAS	N'LY	210-1727	550	14	118	" DETAIL	6"	38'-11"	30'	24	
25	32ND & NO. PARK WAY	W'LY	212-1731	398	10	106	" G-35	6"	10'	40'	25	
26	PALM & BOUNDARY	W'LY	208-1733	398	10	152	" "	6"	20'	40'	26	
27											27	
28	GREGORY & OLIVE	E'LY	206-1731	470	12	132	" G-32, G-35	8"	20'	30'	28	
29	SOUTH & ORCUTT	S'LY	228-1743	1,200	30	232	" DETAIL	G			29	
30	CHICAGO & NAPLES	S'LY	224-1705	712	18	183	" "	G			30	
31	SHAWNEE & PRIDEMORE PL.	E'LY	232-1707	312	8	80	" "	G	33'	30'	31	
32	PLUM & GARRISON	SW'LY	204-1697	620	16	180	" "	6"	43'	34'	32	
33	SAN FERNANDO & McCALL	S'LY	198-1695	268	7	80	" "	8"	10'	25'	33	
34	HIDALGO & JEREZ	E'LY	242-1701	628	16	164	" G-32, G-35	G	30'	36'	34	
35	HUTLAND & MASSASOIT	W'LY	242-1703	581	14	152	" "	G	30'	30'	35	
36	POCAHONTAS & LAKEHURST	E'LY	242-1705	500	12	150	" DETAIL	G	30'	40'	36	
37	NAUTILUS & MUIRLANDS										37	
	VISTA WAY	S'LY	242-1687	400	10	110	" "	G	30'	36'	37	
TOTALS				19,274 SQ. FT.	483 CU. YDS.	5,041 LIN. FT.						

WORK TO BE DONE SCHEDULE

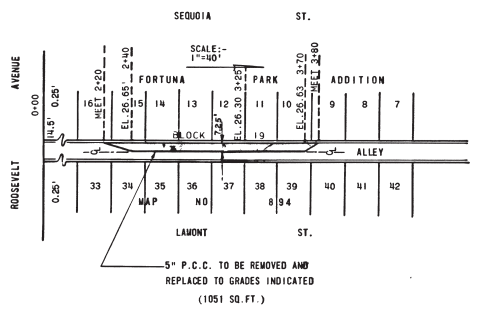
IMPROVEMENTS	CITY STANDARD DRAWINGS	LEGEND
5" P.C.C. CROSS GUTTER	G-32, G-35	AS INDICATED ON PLAN
GRADING, PREPARATION OF SUBGRADE AND 5" P.C.C. PAVING OF ALLEY	G-11	
6" CURB	G-44	
SIDEWALK	G-4	
EXISTING IMPROVEMENTS	P-1	

STANDARD SPECIFICATIONS  
 CITY OF SAN DIEGO STANDARD SPECIFICATIONS - DOC. NO. 727731  
 FILED 4-14-69.  
 STANDARD DRAWINGS - VOL. 89-1  
 DOCUMENT NO. 728100 FILED 11-20-68.  
 SPECIAL SPECIFICATION NO. 2575

**NOTE**  
 BEFORE EXCAVATING, VERIFY LOCATION OF UNDERGROUND UTILITIES - CONTACT:  
 GAS & ELECTRIC CO. 232-4252, EXT. 1658  
 TELEPHONE CO. 298-0595  
 WATER & SEWER 236-5650  
 BLDGS. & ELECT. 236-5505  
 FIRE ALARM 234-6154

SPECIAL REQUIREMENTS:  
 ON WARING ROAD AND GARNET AVENUE, MAINTAIN A MINIMUM OF ONE LANE IN EACH DIRECTION AT ALL TIMES.

SPECIAL NOTE:  
 1. THE CONTRACTOR SHALL NOTIFY THE SUPERINTENDENT, ELECTRICAL DIVISION, PUBLIC WORKS, PHONE 236-5505, A MINIMUM OF 10 DAYS PRIOR TO EXCAVATION IN ORDER TO LOCATE AND/OR PROTECT EXISTING TRAFFIC SIGNAL, SAFETY LIGHTING AND/OR OTHER CITY ELECTRICAL SYSTEMS IN THE WORK AREA.



CITY CONTRACT

PAVEMENT RECONSTRUCTION AT VARIOUS INTERSECTIONS AND IN ALLEY, BLOCK 19, FORTUNA PARK ADDITION.

CITY OF SAN DIEGO, CALIFORNIA  
 PUBLIC WORKS DEPARTMENT  
 SHEET 1 OF 2 SHEETS

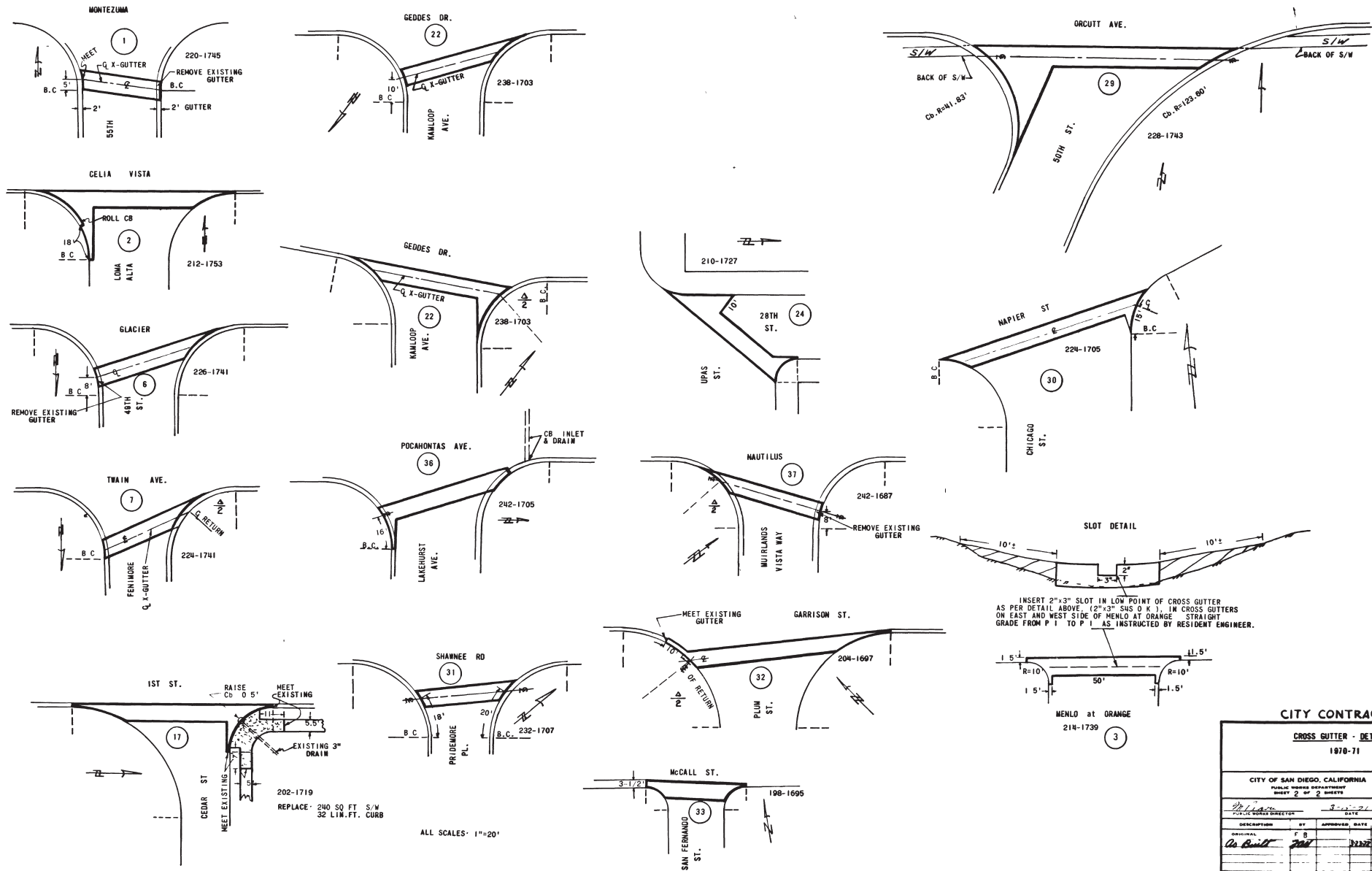
NO. 17581

DESCRIPTION	BY	APPROVED	DATE	FILED
ORIGINAL	E.S.	2014-12-10	11:57 AM	11/10/14
AS BUILT	AS BUILT	2014-12-10	11:57 AM	11/10/14

CONTRACTOR: TAYLOR  
 INSPECTOR: POLK  
 DATE STARTED: 12/10/14  
 DATE COMPLETED: 12/10/14  
 14470-1-D

AS BUILT

ALLEY, BLOCK 19, FORTUNA PARK ADD.



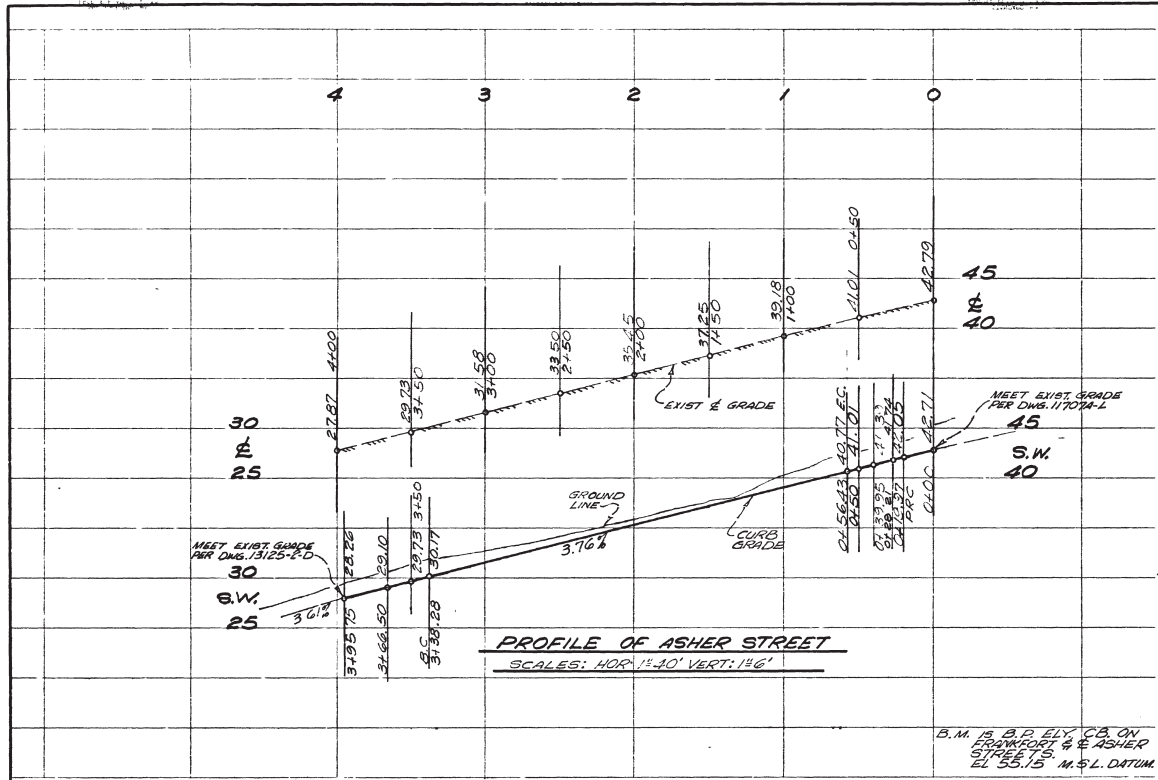
CITY CONTRACT

CROSS GUTTER - DETAILS

1970-71

CITY OF SAN DIEGO, CALIFORNIA		W.P. NO.	17981
PUBLIC WORKS DEPARTMENT		SHEET 2 OF 2 SHEETS	
DATE	DATE	DATE	DIVISION HEAD
DESCRIPTION	BY	APPROVED, DATE	FILED
ORIGINAL	F B	3/2/71	AS BUILT
CONTRACTOR			AS INDICATED
INSPECTOR			14470-2-D

AS BUILT



**PROFILE OF ASHER STREET**  
 SCALES: HOR: 1"=40' VERT: 1"=6'

**NOTES:**

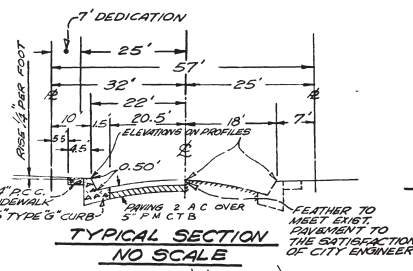
- ELECTRICAL AND TELEPHONE SERVICE FACILITIES SHALL BE INSTALLED UNDERGROUND IN ACCORDANCE WITH ORDINANCE NO. 10062-16.
- THE CONTRACTOR SHALL NOTIFY THE SUPERINTENDENT, ELECTRICAL DIVISION, PUBLIC WORKS, PHONE 236-2505, A MINIMUM OF 10 DAYS BEFORE TO EXCAVATION IN ORDER TO LOCATE AND/OR PROTECT EXISTING TRAFFIC SIGNAL SAFETY LIGHTING AND/OR OTHER CITY ELECTRICAL SYSTEMS IN THE WORK AREA.
- THE CONTRACTOR SHALL BE RESPONSIBLE FOR LOCATING AND MAINTAINING ALL EXISTING UNDERGROUND UTILITIES DURING CONSTRUCTION.
- THE CONTRACTOR SHALL BE RESPONSIBLE FOR MAKING THE NECESSARY ARRANGEMENTS WITH THE RESPECTIVE UTILITY COMPANIES FOR PAINT REMOVAL AND/OR RELOCATION OF EXISTING FACILITIES.
- DRIVE TO MIXING WITH CEMENT AND WATER, ALL MINERAL AGGREGATE USED FOR PRODUCTION OF CEMENT TREATED BASE SHALL HAVE A SAND EQUIVALENT OF NOT LESS THAN 30 WHEN TESTED BY CALIFORNIA DIVISION OF HIGHWAY TEST METHOD NO. CALIF. 217.

**WORK TO BE DONE**

THE IMPROVEMENTS CONSIST OF THE FOLLOWING WORK TO BE DONE ACCORDING TO THESE PLANS AND THE FOLLOWING SPECIFICATIONS AND STANDARD DRAWINGS OF THE CITY OF SAN DIEGO.

IMPROVEMENTS	STANDARD DRAWINGS	LEGEND
PAVING	G-58	[Symbol]
GRADING		[Symbol]
TYPE 'G' CURB	G-42, G-45, G-13	[Symbol]
SIDEWALK	G-42, G-41, G-53	[Symbol]
WATER SERVICE	W-59, W-95	[Symbol]
SEWER LATERAL	S-22	[Symbol]
FIRE HYDRANT	N-15	[Symbol]
EXIST. WORK	P-1	[Symbol]
COMMERCIAL DRIVEWAYS	G-21, G-40	[Symbol]
DRAINAGE OUTLET	D-35	[Symbol]

**NOTE:**  
 ALL WATER SERVICES MUST HAVE PRESSURE REGULATORS.



**TYPICAL SECTION**  
 NO SCALE

**SPECIFICATIONS**

CITY OF SAN DIEGO STANDARD SPECIFICATIONS DOCUMENT NO. 11707A-L, REVISED APRIL 26, 1971.

**STANDARD DRAWINGS**

VOLUME 1971, DOCUMENT # 735691 FILED APRIL 26, 1971.

**PROPERTY RECORDS**

NONE

**REFERENCE DRAWINGS**

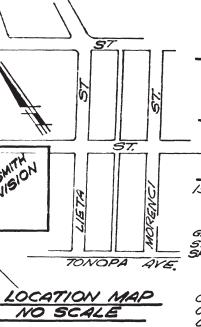
13125-2-D, 12982-L, 11707A-L

**SITE DEVELOPMENT**

GRADING AS SHOWN ON THESE PLANS AND IN CONFORMANCE WITH CITY STANDARD DRAWINGS L-44, L-81 AND CURRENT STANDARD SPECIFICATIONS OF THE CITY OF SAN DIEGO. (13125A-2-D)

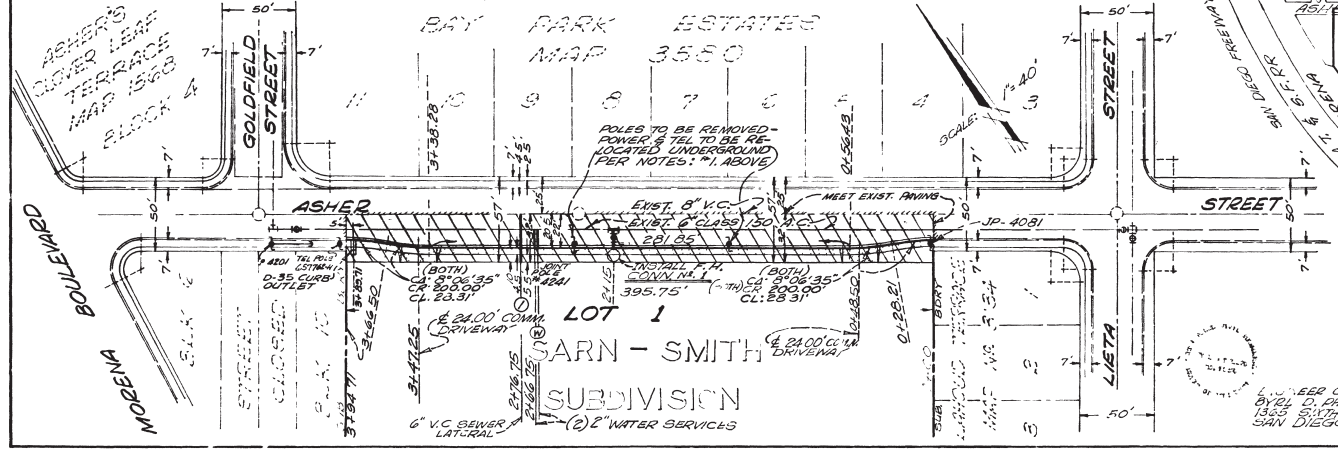
**SPECIAL NOTE**

CONNECTIONS TO EXISTING WATER MAINS SHOWN ON THESE PLANS WILL BE MADE BY THE CITY OF SAN DIEGO WATER DEPT. THE COST OF CONNECTIONS SHOWN AS FOLLOWS: COMM. NR. 1 1/2 191.50 (INCLUDING PRIVATE CONTRACTOR'S FEE)



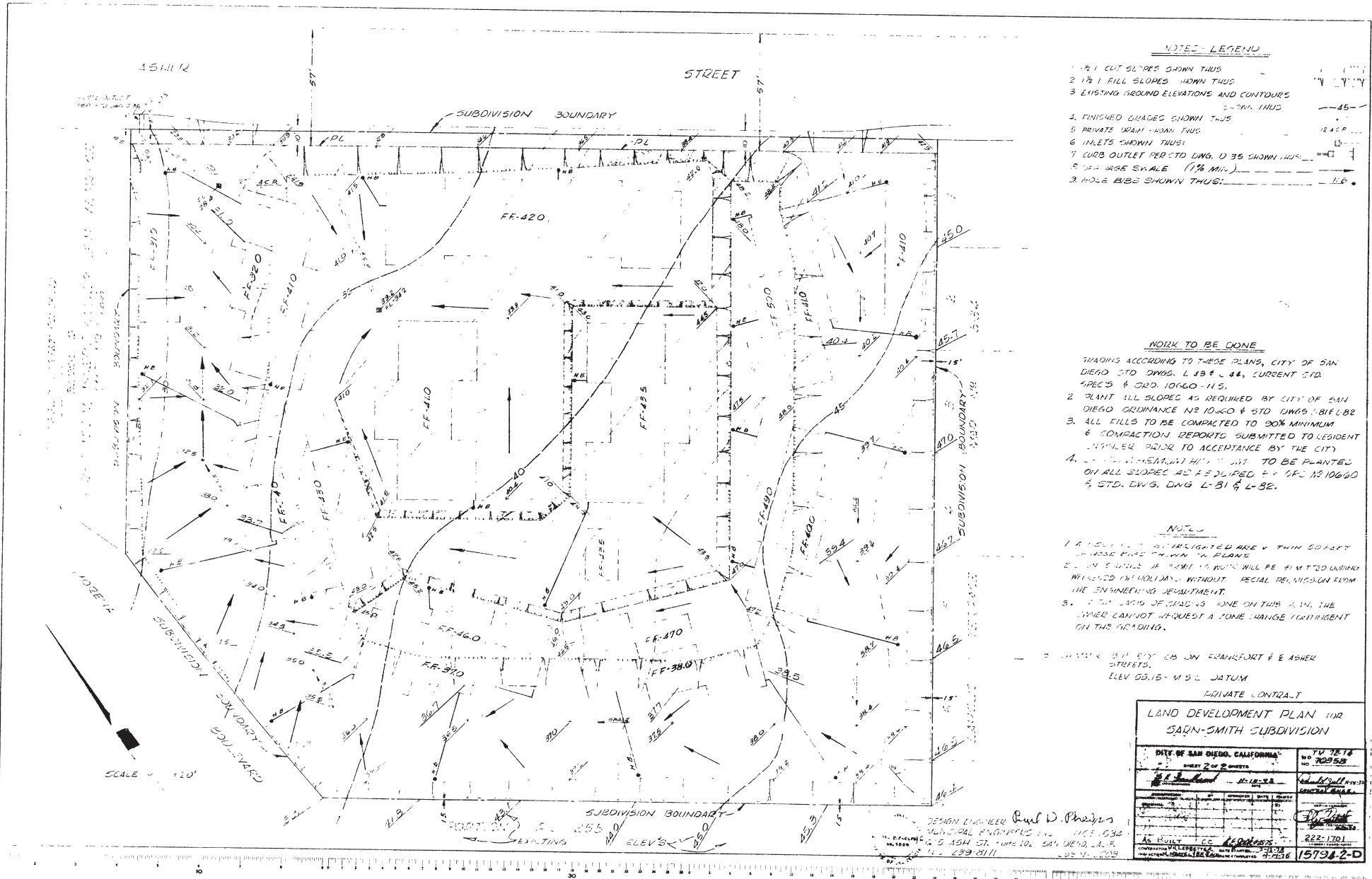
**LOCATION MAP**  
 NO SCALE

**20 YR. ADT**  
**ASHER STREET - LOCAL**



PLANS FOR THE IMPROVEMENT OF ASHER STREET, ADJACENT TO LOT 4, SARN-SMITH SUBDIVISION	
CITY OF SAN DIEGO, CALIFORNIA ENGINEERING DEPARTMENT CHECKED BY [Signature]	DATE: 11-19-73 DRAWN BY [Signature]
DESIGNATION: [Blank]	APPROVED DATE: FILED: [Blank]
ORIGINAL	222-1701
AS BUILT	15794-1-D

ENGINEER OF WORK: Carl D. Phelps, P.E., 1534 BAYVIEW, SAN DIEGO, CALIF. 92101  
 D. PHELPS MUNICIPAL ENGINEERS, INC.  
 1355 SOUTH AVENUE, SAN DIEGO, CALIF. 92108 2603



**NOTES - LEGEND**

1. 1% CUT SLOPES SHOWN THUS:
2. 1% FILL SLOPES SHOWN THUS:
3. EXISTING GROUND ELEVATIONS AND CONTOURS:
4. FINISHED GRADES SHOWN THUS:
5. PRIVATE DRAIN - DOWN THUS:
6. INLETS SHOWN THUS:
7. CURB OUTLET PER STD DWG. D-35 SHOWN THUS:
8. SEE LARGE SCALE (1 1/2" MIN.)
9. HOLE BIBS SHOWN THUS:

**WORK TO BE DONE**

1. GRADING ACCORDING TO THESE PLANS, CITY OF SAN DIEGO STD DWGS. L-33 & L-44, CURRENT STD SPEC'S & ORD. 10660-115.
2. PLANT ALL SLOPES AS REQUIRED BY CITY OF SAN DIEGO ORDINANCE NO 10660 & STD DWGS. L-81 & L-82.
3. ALL FILLS TO BE COMPACTED TO 90% MINIMUM & COMPACTION REPORTS SUBMITTED TO RESIDENT ENGINEER PRIOR TO ACCEPTANCE BY THE CITY.
4. ALL EXISTING AND PROPOSED TREES TO BE PLANTED ON ALL SLOPES AS REQUIRED BY ORD. NO 10660 & STD. DWGS. DWG. L-81 & L-82.

**NOTES**

1. ALL SLOPES TO BE IRREGULATED DEEPER THAN 50 FEET TO THOSE FIRST SHOWN ON PLANS.
2. ALL SLOPES OF 1% OR MORE WILL BE PLANTED USING WHOLE OR HALF BUSHES WITHOUT SPECIAL PERMISSION FROM THE ENGINEERING DEPARTMENT.
3. ALL SLOPES OF 5% OR MORE ON THIS PLAN, THE OWNER CANNOT REQUEST A SLOPE CHANGE CONTINGENT ON THIS GRADING.

3. ALL SLOPES TO BE IRREGULATED DEEPER THAN 50 FEET TO THOSE FIRST SHOWN ON PLANS.  
ELEV. 55.15 - M.S.L. DATUM

PRIVATE CONTRACT

**LAND DEVELOPMENT PLAN FOR SARN-SMITH SUBDIVISION**

CITY OF SAN DIEGO, CALIFORNIA		NO. 15794-2-D
SHEET 2 OF 2 SHEETS		NO. 10053
DESIGNED BY	DATE	PROJECT NO.
CHECKED BY	DATE	PROJECT NO.
APPROVED BY	DATE	PROJECT NO.
DESIGNED BY	DATE	PROJECT NO.
CHECKED BY	DATE	PROJECT NO.
APPROVED BY	DATE	PROJECT NO.
DESIGNED BY	DATE	PROJECT NO.
CHECKED BY	DATE	PROJECT NO.
APPROVED BY	DATE	PROJECT NO.
DESIGNED BY	DATE	PROJECT NO.
CHECKED BY	DATE	PROJECT NO.
APPROVED BY	DATE	PROJECT NO.
DESIGNED BY	DATE	PROJECT NO.
CHECKED BY	DATE	PROJECT NO.
APPROVED BY	DATE	PROJECT NO.

DESIGN ENGINEER *Paul D. Phares*  
 MUNICIPAL ENGINEER NO. 1175, 1034  
 1655 ASH ST. SUITE 101 SAN DIEGO, CALIF.  
 TEL. 239-8111 FAX. 239-41208

**GENERAL NOTES**

1. THE CONTRACTOR SHALL BE SOLELY RESPONSIBLE FOR CONFORMING TO ALL LOCAL STATE AND FEDERAL SAFETY AND HEALTH STANDARDS, LAWS AND REGULATIONS.
2. LOCATION AND ELEVATIONS OF IMPROVEMENTS TO BE MET BY WORK TO BE DONE SHALL BE CONFIRMED BY FIELD MEASUREMENTS BY THE CONTRACTOR PRIOR TO CONSTRUCTION OF NEW WORK.
3. THE EXISTENCE AND LOCATION OF ANY UNDERGROUND UTILITY PIPE OR STRUCTURES SHOWN ON THESE PLANS WERE OBTAINED BY A SEARCH OF THE AVAILABLE RECORDS. TO THE BEST OF OUR KNOWLEDGE THERE ARE NO OTHER EXISTING UTILITIES EXCEPT AS SHOWN. ON THESE PLANS, EXISTING FACILITIES ARE PLOTTED FROM RECORDS AND MAY NOT NECESSARILY BE IN THE EXACT LOCATION SHOWN.
4. CONTRACTOR IS REQUIRED TO TAKE PRECAUTIONARY MEASURES TO PROTECT THE UTILITY LINES SHOWN HEREON AND ANY OTHER EXISTING LINES NOT OF RECORD OR NOT SHOWN ON THESE PLANS.
5. IT SHALL BE THE RESPONSIBILITY OF THE CONTRACTOR TO CONTACT THE UTILITY AGENCIES AND ADVISE THEM OF THE PROPOSED IMPROVEMENTS.  
BEFORE EXCAVATING VERIFY LOCATION OF UNDERGROUND UTILITIES CONTACT:  
GAS & ELECTRIC CO. 236-0923 COMMUNICATIONS DIV. 236-9505  
WATER & SEWER 236-9650 TELEPHONE CO. 248-0595
6. MAINTAINING TRAFFIC - THE CONTRACTOR SHALL MAINTAIN ONE LANE OF TRAFFIC IN EACH DIRECTION DURING WORKING HOURS OF 6:30 A.M. TO 3:30 P.M. AND SHALL MAINTAIN FULL WIDTH OF TRAVEL LANES OF EXISTING ROADWAY DURING THE HOURS OF 3:30 P.M. AND 6:30 A.M. ON SATURDAY SUNDAYS AND DESIGNATED LEGAL HOLIDAYS. WHEN CONSTRUCTION OPERATIONS ARE NOT ACTIVELY IN PROGRESS ON WORKING DAYS THE CONTRACTOR SHALL MAINTAIN ALL TRAVEL LANES OF THE ROADWAY.
7. PAVEMENT RESTORATION SHALL BE IN COMPLIANCE WITH "MANUAL OF ADMINISTRATIVE PRACTICES FOR UTILITY INSTALLATION IN PUBLIC RIGHT OF WAY," RESOLUTION 217370, DATED DEC. 22, 1976.

**WORK TO BE DONE**

THE IMPROVEMENTS CONSIST OF THE FOLLOWING WORK TO BE DONE ACCORDING TO THESE PLANS AND THE SPECIFICATIONS AND STANDARD DRAWINGS OF THE CITY OF SAN DIEGO

**SPECIFICATIONS**

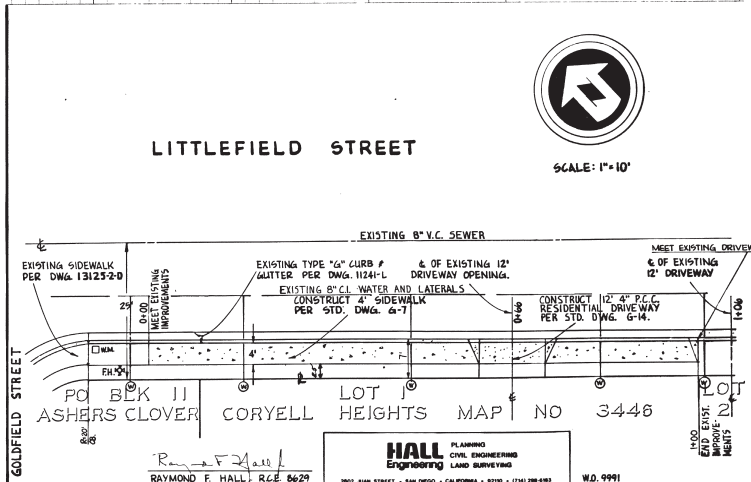
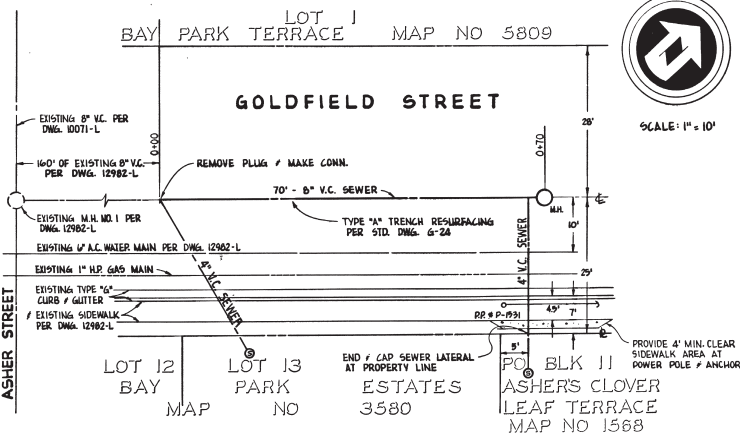
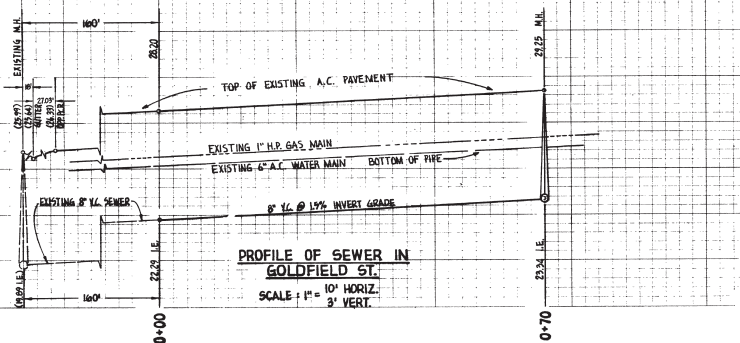
- 1) GREEN BOOK STANDARD SPECIFICATIONS (1976 ED), DOC. NO. 779163, FILED MAY 10, 1976, AND
- 2) CITY OF SAN DIEGO STANDARD SPECIAL PROVISIONS, DOC. NO. 798403, FILED FEB. 23, 1977.

**STANDARD DRAWINGS**

- 1) CITY OF SAN DIEGO STANDARD DRAWINGS (1977 ED), DOC. NO. 758672, FILED MAR. 21, 1977, AND
- 2) ( ) A DENOTES CITY OF SAN DIEGO STANDARD DRAWING PER DOC. NO. 779494, FILED APR. 24, 1971.

**WORK TO BE DONE**

WORK TO BE DONE	STD. DWG.	SYMBOL
V.C. SEWER MAIN	5-4	
4" V.C. SEWER LATERAL	5-13	
MANHOLE	5-2, M-3	
SIDEWALK	6-7, G-10	
CONCRETE DRIVEWAY	6-14, G-10	
PAVEMENT RESTORATION	6-23 F NOTE 7	

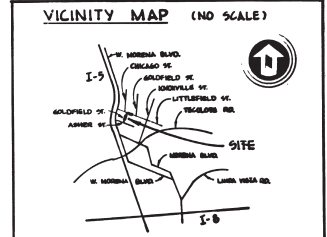


**LEGAL DESCRIPTION:**  
A PORTION OF BLOCK 11 OF ASHER'S CLOVER LEAF TERRACE AND LOT 1 OF CORYELL HEIGHTS, IN THE CITY OF SAN DIEGO, COUNTY OF SAN DIEGO, STATE OF CALIFORNIA, ACCORDING TO MAPS THEREOF AND RESPECTIVELY NO. 1568 AND 3446, FILED IN THE OFFICE OF THE COUNTY RECORDER OF SAN DIEGO COUNTY.

**SITE ADDRESS:**  
4201 & 4211 LITTLEFIELD STREET

**REFERENCE DRAWINGS:**  
CITY OF SAN DIEGO DWGS. 10071-L, 12982-L, 11241-L, 13123-2-D

**BENCH MARK:** S.E. COR. GOLDFIELD STREET AND LITTLEFIELD STREET... EL. 92.12 MSL



**PRIVATE CONTRACT**

**PLANS FOR 8" V.C. SEWER IN GOLDFIELD STREET AND SIDEWALK ON LITTLEFIELD STREET**


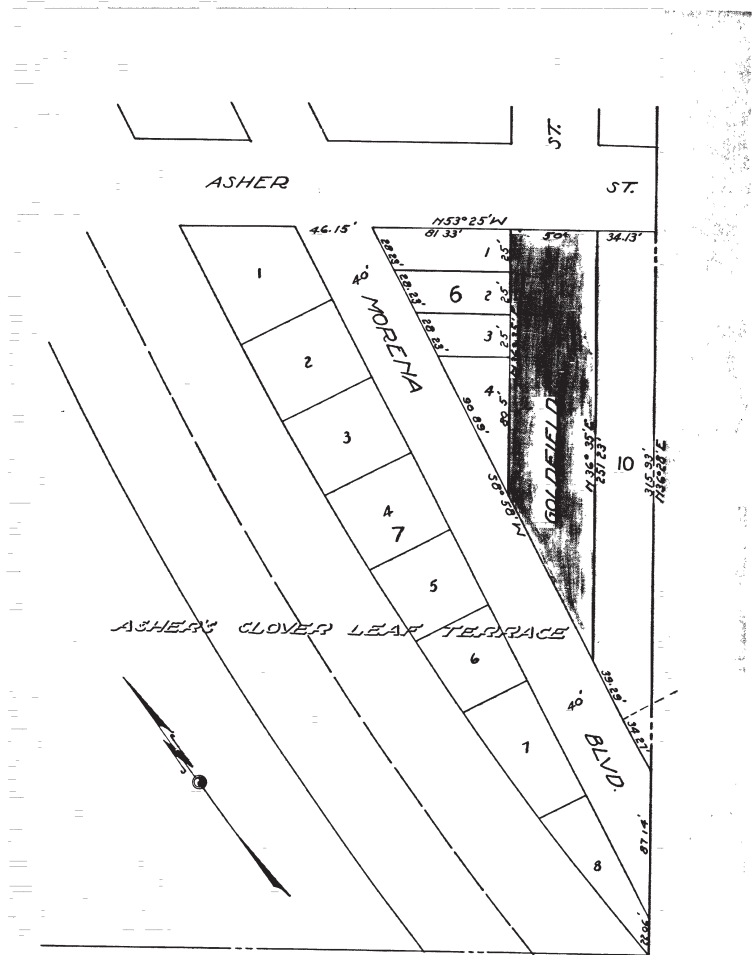
CITY OF SAN DIEGO, CALIFORNIA  
SHEET 1 OF 1 SHEETS  
TM 78-208  
77-712-B

DATE: 10-24-11  
BY: [Signature]  
APPROVED: [Signature]  
DATE: [ ]  
FILED: [ ]

CONTRACTOR: [ ] DATE STARTED: [ ]  
INSPECTOR: [ ] DATE COMPLETED: [ ]

18594-D





MICROFILMED

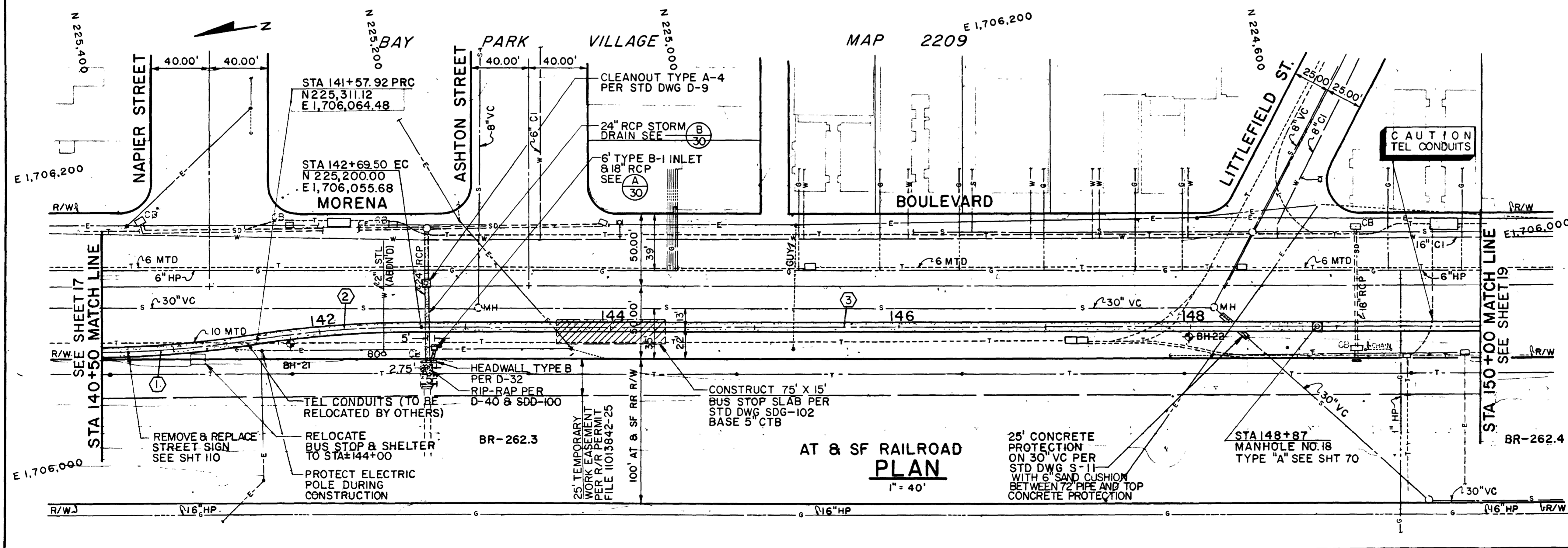
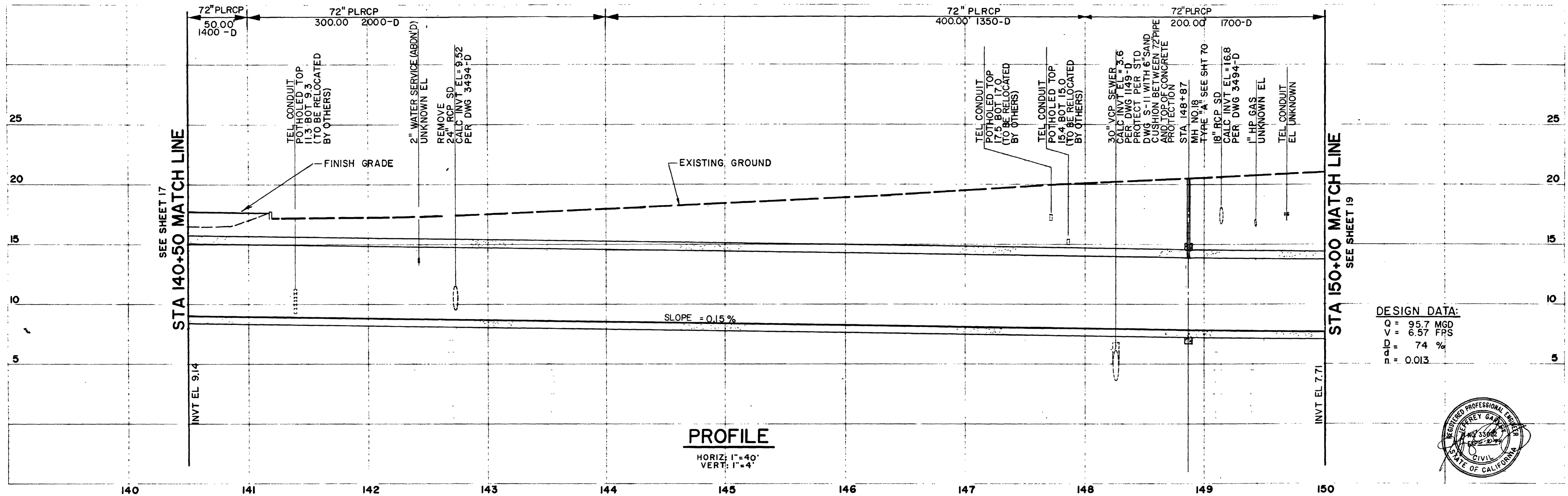
MAR -- 1963

Closed by Resolution 62823, March 27, 1935. Doc. 1575.

218-1701

199F B

49



72" PLRCP CENTERLINE DATA				
PT	Δ/BRG	RADIUS	LENGTH	TAN
①	* 9° 00' 16"	710.00'	111.58'	55.91'
②	9° 00' 16"	710.00'	111.58'	55.91'
③	S 9° 01' 53"W	-	*943.14'	-

\* TOTAL CURVE (LENGTH) DATA

**MORENA BOULEVARD INTERCEPTOR**

**SEWER PIPELINE PLAN & PROFILE**  
 STA 140+50 TO STA 150+00

CITY OF SAN DIEGO, CALIFORNIA  
 UTILITIES DEPARTMENT  
 SHEET 18 OF 120 SHEETS

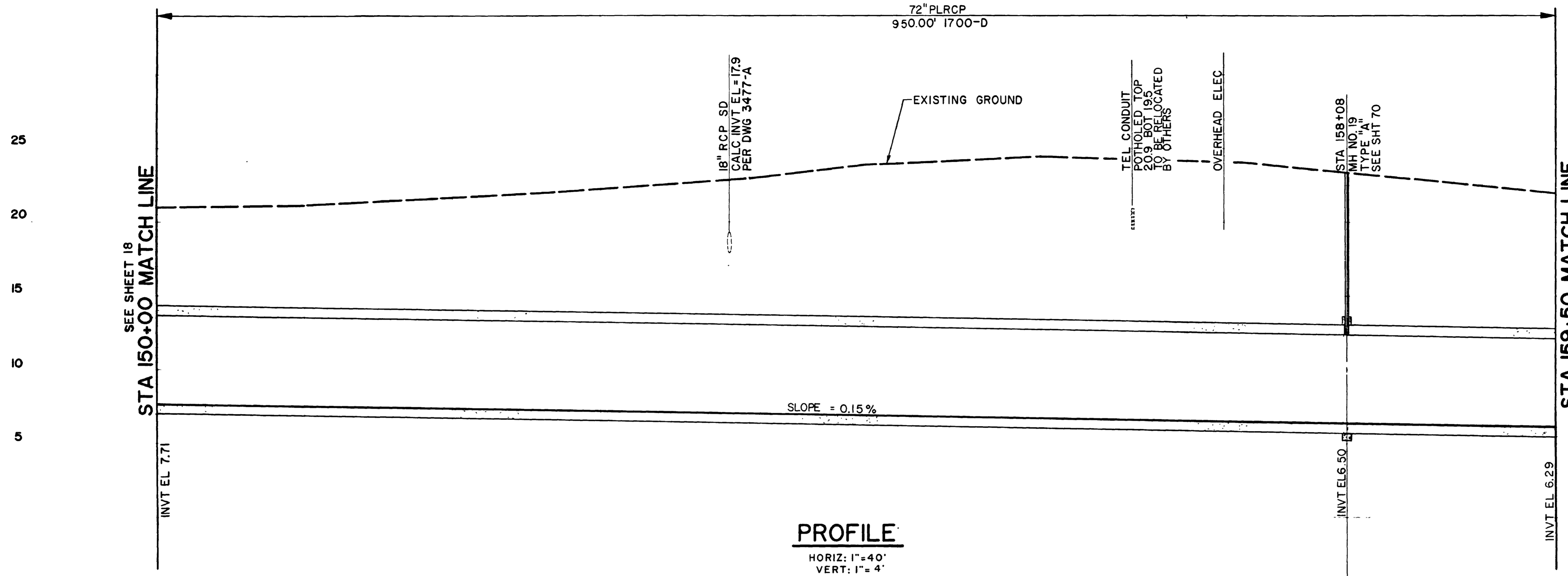
E.W.O. 170341  
 U.W.O.

UTILITIES DIRECTOR: [Signature] DATE: [Date]  
 ENGINEERING SUPERINTENDENT: [Signature]  
 DESIGN ENGINEER: [Signature]

CONSTRUCTION RECORD  
 224-1704  
 LAMBERT COORDINATES

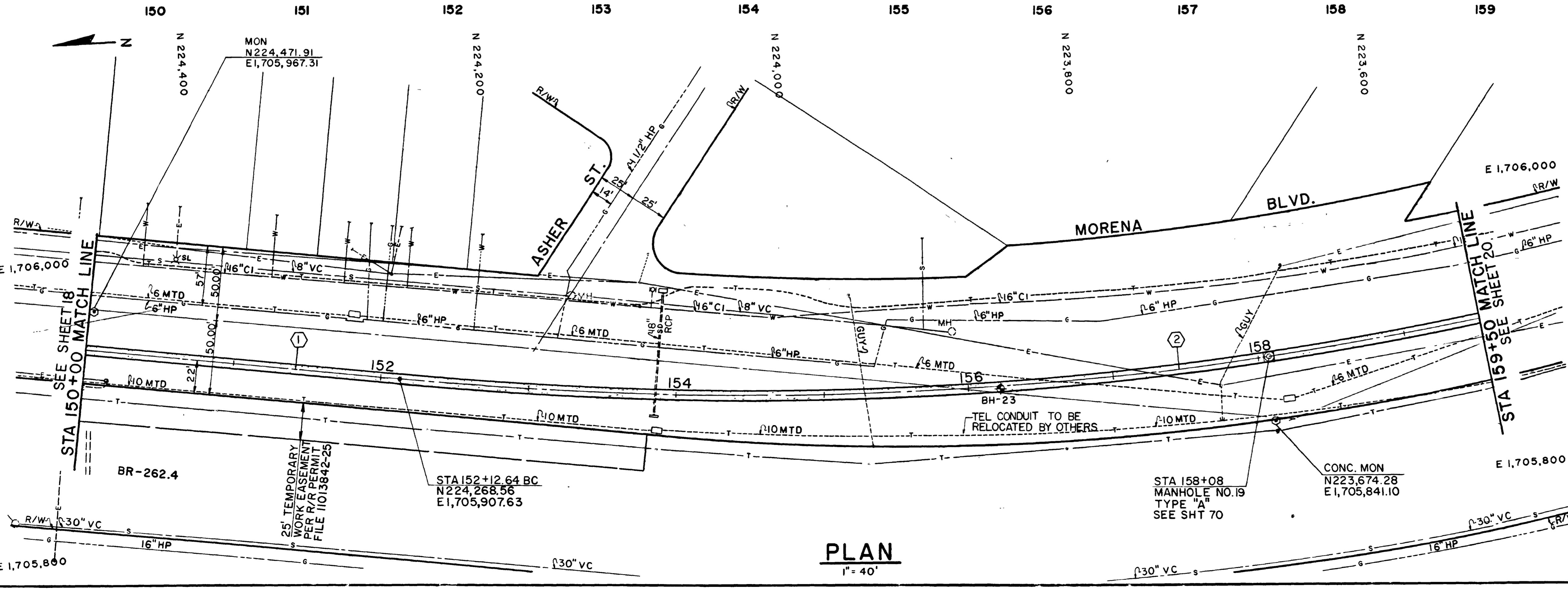
CONTRACTOR: \_\_\_\_\_ DATE STARTED: \_\_\_\_\_  
 INSPECTOR: \_\_\_\_\_ DATE COMPLETED: \_\_\_\_\_  
 CONNECTIONS BY: \_\_\_\_\_

**25119-18-D**



**PROFILE**  
 HORIZ: 1" = 40'  
 VERT: 1" = 4'

**DESIGN DATA:**  
 Q = 95.7 MGD  
 V = 6.57 FPS  
 D = 74 %  
 n = 0.013



**PLAN**  
 1" = 40'

\* TOTAL CURVE (LENGTH) DATA


CENTERLINE DATA				
PT	Δ / BRG	RADIUS	LENGTH	TAN
①	S 9° 01' 53" W	—	* 943.14'	—
②	* 23° 01' 52"	2500.00'	1004.92'	509.34'

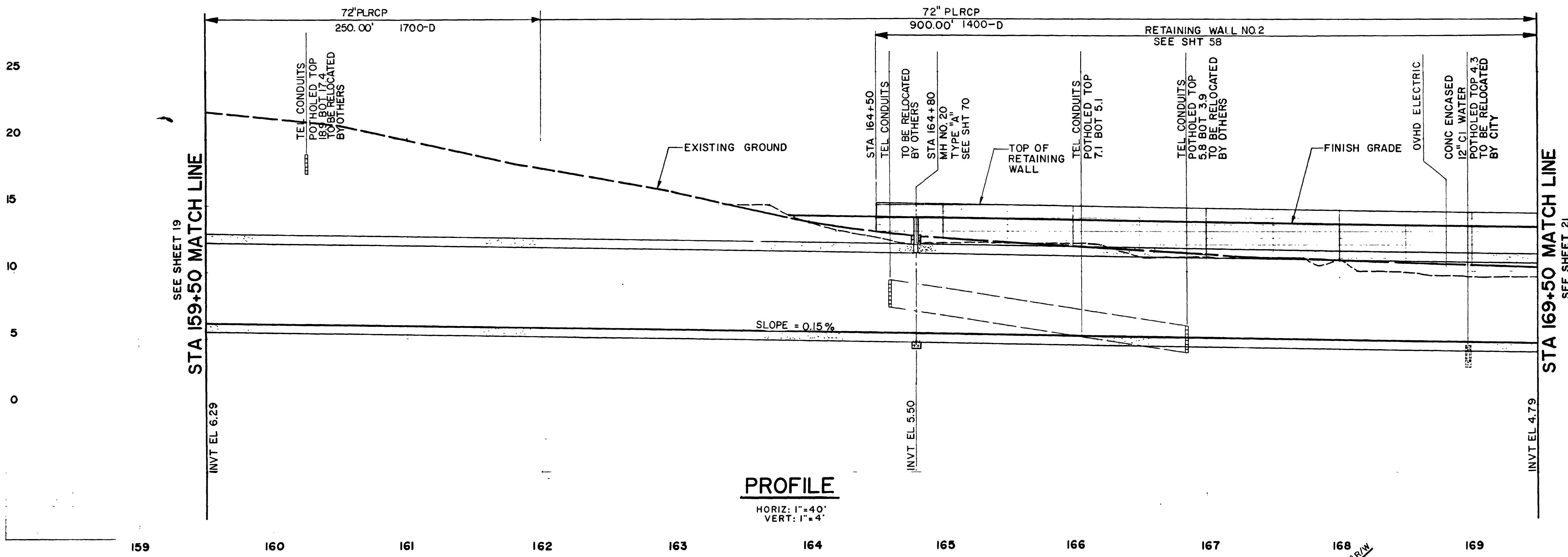


**MORENA BOULEVARD INTERCEPTOR**

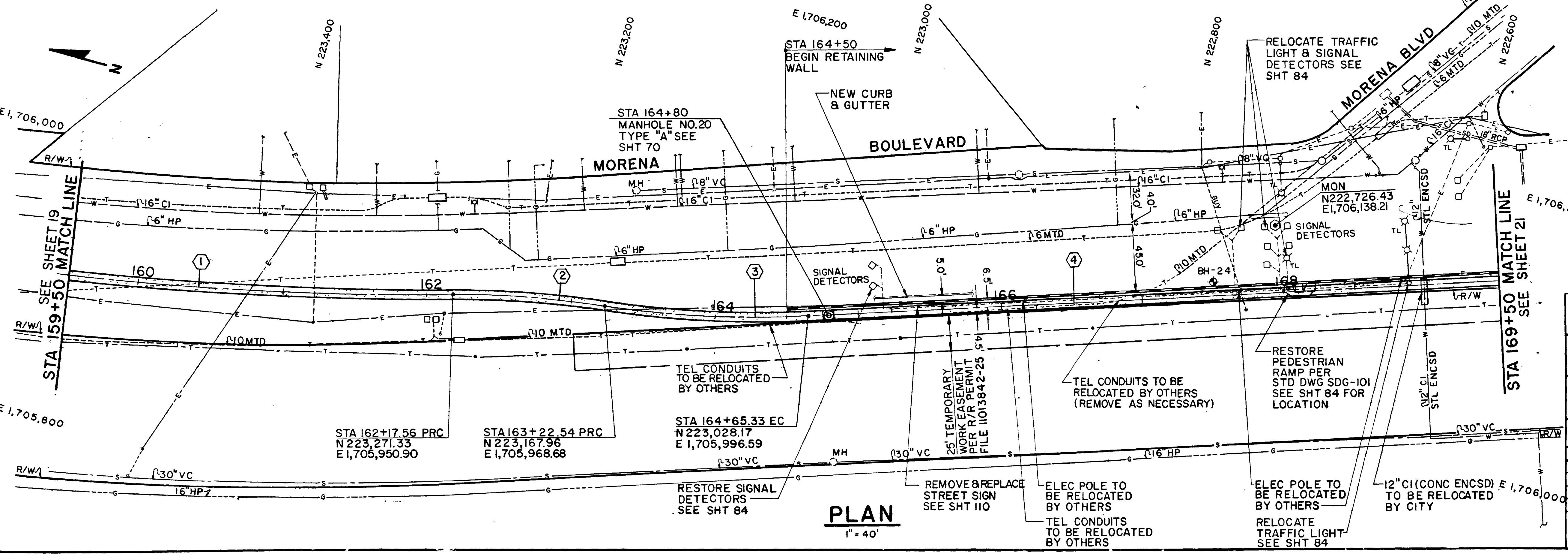
**SEWER PIPELINE PLAN & PROFILE**  
 STA 150+00 TO STA 159+50

CITY OF SAN DIEGO, CALIFORNIA UTILITIES DEPARTMENT SHEET 19 OF 120 SHEETS		E.W.O. 170341 U.W.O.
ASST. UTILITIES DIRECTOR	DATE 7/14/11	ROGER DRAFF ENGINEERING SUPERINTENDENT
DESCRIPTION	BY	APPROVED
		DATE FILMED
CONSTRUCTION RECORD		CONTROL CERTIFICATION
222-1704		LAMBERT COORDINATES
CONTRACTOR	DATE STARTED	25119-19-D
INSPECTOR	DATE COMPLETED	
CONNECTIONS BY:		





**DESIGN DATA:**  
 Q = 95.7 MGD  
 V = 6.57 FPS  
 D = 74 %  
 n = 0.013



\* TOTAL CURVE (LENGTH) DATA

CENTERLINE DATA				
PT	Δ / BRG	RADIUS	LENGTH	TAN
①	* 23° 01' 52"	2500.00'	1004.92'	509.34'
②	8° 28' 20"	710.00'	104.99'	52.59'
③	11° 31' 22"	710.00'	142.79'	71.64'
④	S 17° 03' 01" E	-	*847.29'	-

NOTE:  
 FOR STREET RELOCATION,  
 STREET LIGHT AND SIGNAL  
 RELOCATION SEE SHT 80,84  
 FOR STRIPING SEE SHT 110

**MORENA BOULEVARD INTERCEPTOR**

**SEWER PIPELINE PLAN & PROFILE**  
 STA 159+50 TO STA 169+50

CITY OF SAN DIEGO, CALIFORNIA  
 UTILITIES DEPARTMENT  
 SHEET 20 OF 120 SHEETS

E.W.O. 170341

Utilities Director: *John* DATE: *1/10/10*  
 Engineering Superintendent: *Roger Druff*  
 Design Engineer: *Abhin Oskani*

DESCRIPTION	BY	APPROVED	FILMED
		AD	

CONSTRUCTION RECORD

CONTRACTOR: \_\_\_\_\_ DATE STARTED: \_\_\_\_\_  
 INSPECTOR: \_\_\_\_\_ DATE COMPLETED: \_\_\_\_\_  
 CONNECTIONS BY: \_\_\_\_\_

CONTROL CERTIFICATION  
 220-1704  
 LAMBERT COORDINATES  
**25119-20-D**

**GENERAL NOTES**

1. UPON ISSUANCE OF A PERMIT, NO WORK WILL BE PERMITTED ON WEEKENDS OR HOLIDAYS WITHOUT SPECIAL PERMISSION FROM THE ENGINEERING DEPARTMENT.
2. TWO WORKING DAYS BEFORE STARTING WORK THE CONTRACTOR SHALL CONTACT: UNDERGROUND SERVICE ALERT 1-800-422-4133.
3. SECTION 4216/4217 OF THE GOVERNMENT CODE REQUIRES A DIS-ALERT IDENTIFICATION NUMBER BE ISSUED BEFORE A PERMIT TO EXCAVATE WILL BE VALID. FOR YOUR DIS-ALERT I.D. NUMBER CALL UNDERGROUND SERVICE ALERT, TWO WORKING DAYS BEFORE YOU DIG.

**SPECIAL NOTES**

1. THE FOLLOWING NOTES ARE PROVIDED TO GIVE DIRECTIONS TO THE CONTRACTOR BY THE ENGINEER OF WORK. THE CITY ENGINEER'S SIGNATURE ON THESE PLANS DOES NOT CONSTITUTE APPROVAL OF THESE NOTES AND THE CITY WILL NOT BE RESPONSIBLE FOR THEIR ENFORCEMENT.
2. THE CONTRACTOR SHALL VERIFY THE LOCATION OF ALL EXISTING UNDERGROUND UTILITIES INCLUDING SEWER LATERALS & CATCH BASINS TO INDIVIDUAL LOTS BOTH VERTICAL AND HORIZONTAL PRIOR TO COMMENCING IMPROVEMENT OPERATIONS.
3. CONTRACTOR SHALL EXPLORE AND LOCATE EXISTING FACILITIES SUFFICIENTLY AHEAD OF CONSTRUCTION TO PERMIT REVISIONS TO PLANS IF REQUIRED AS NECESSARY BECAUSE OF LOCATION OF EXISTING UTILITIES.
4. CONTRACTOR AGREES THAT HE SHALL ASSUME SOLE RESPONSIBILITY FOR JOB SITE CONDITIONS DURING THE COURSE OF CONSTRUCTION OF THIS PROJECT, INCLUDING SAFETY OF ALL PERSONS AND PROPERTY. THAT THE CONTRACTOR SHALL DEFEND, INDEMNIFY AND HOLD THE OWNER AND THE ENGINEER HARMLESS FROM ANY AND ALL LIABILITY, REAL OR ALLEGED, IN CONNECTION WITH THE PERFORMANCE OF WORK ON THIS PROJECT, EXCEPTING FOR LIABILITY ARISING FROM THE SOLE NEGLIGENCE OF THE OWNER OR THE ENGINEER.
5. THE CONTRACTOR SHALL BE TOTALLY RESPONSIBLE FOR COMPLIANCE WITH THE PROVISIONS OF THE STATE OF CALIFORNIA SAFETY ORDERS.
6. THE LOCATIONS OF ALL EXISTING UTILITIES SHOWN ON THESE PLANS ARE FROM EXISTING RECORDS AND CORROBORATED WHERE POSSIBLE WITH FIELD TIES. THE CONTRACTOR IS RESPONSIBLE FOR CONFIRMING THE LOCATIONS SHOWN, BOTH HORIZONTAL AND VERTICAL, PRIOR TO CONSTRUCTION. IF EXISTING UTILITIES VARY SUBSTANTIALLY FROM THE PLANS, THE ENGINEER SHOULD BE NOTIFIED TO MAKE ANY CONSTRUCTION CHANGES REQUIRED.
7. CONTRACTOR SHALL MAINTAIN TEMPORARY SUPPORT FOR ALL SEWER AND WATER MAIN UNDERCROSSINGS IN ACCORDANCE WITH SECTION 9.2 OF THE STANDARD SPECIFICATIONS.
8. CONTRACTOR SHALL REPLACE OR REPAIR ALL TRAFFIC SIGNAL LOOPS, CONDUITS AND LANE STRIPPING DAMAGED DURING CONSTRUCTION.
9. CONTRACTOR SHALL SUBMIT WORK PLAN FOR ALL BORE OPERATIONS TWO WEEKS PRIOR TO COMMENCING WORK.

**TRAFFIC CONTROL NOTES**

1. CALL BILL JONES AT (619) 238-8812 TO SET UP A MEETING TO REVIEW THE TRENCH PROFILES PRIOR TO SUBMITTING EACH SET OF TRAFFIC CONTROL PLANS.
2. AFTER TRENCH PROFILE MEETING TO DETERMINE ALLOWABLE LANE USAGE, SUBMIT EACH SET OF TRAFFIC CONTROL PLANS ON 11" X 17" FORMAT.
3. TRAFFIC CONTROL PLANS SHALL BE SUBMITTED TO BILL JONES ONLY. THIS WILL ENSURE A CONSISTENT PLAN REVIEW.
4. WE WILL REVIEW EACH SET OF TRAFFIC CONTROL PLANS WITHIN A WEEK ON SUBMITAL.
5. EACH SET OF TRAFFIC CONTROL PLANS SHOULD BE LIMITED TO A MAXIMUM OF 20 PAGES PER REVIEW.
6. AFTER PLANS ARE REVIEWED AND ANY NECESSARY CORRECTIONS ARE MADE, CONTACT BILL JONES TO ARRANGE FOR TRAFFIC CONTROL PERMIT ISSUANCE.

**REFERENCE DRAWINGS**

10133-D	21291-D	0326-D
1120-D	25119-D	0420-D
1120-D	25119-D	0641-L
1150-D	29403-D	0641-L
1151-D	27391-D	0643-L
1155-D	28179-D	0643-L
1225-D	3274-D	0646-L
1231-D	3403-D	075-L
1344-D	3464-D	0775-L
1344-D	3582-D	0844-L
1485-D	3963-D	0871-D
1536-D	3963-W	
1536-D	4217-D	
1534-D	4242-D	
1681-D	5037-D	
1689-D	7124-W	
1693-D	7282-D	
1700-D	7800-W	

**SD&E NOTE**

CONTRACTOR MUST CALL UNDERGROUND SERVICE ALERT @ (619) 422-4133 FOR MARK OUT 48 HOURS PRIOR TO CONSTRUCTION. AFTER MARK OUT CONTRACTOR MUST POINTELE AND LOCATE ACTUAL LOCATION OF THE GAS LINE. IF CONTRACTOR NEEDS FURTHER ASSISTANCE FROM A SD&E FIELD ENGINEER, CONTACT JANY STALEY FROM SD&E @ (619) 230-7945.

**CONSTRUCTION CHANGE TABLE**

CHANGE	DATE	SHEET NUMBER REVISED OR ADDED THIS CHANGE

**Underground Service Alert**

Call TOLL FREE  
**1-800-422-4133**  
TWO WORKING DAYS BEFORE YOU DIG

12-21-88	4-16-99
3-9-99	9-15-99
4-9-99	10-19-99

**PLANS FOR THE INSTALLATION OF TELEPHONE CONDUITS FOR:**

**NETLINK**  
SECTION NO. 9



VICINITY MAP NOT TO SCALE FOR KEY MAP, SEE SHEET 2

**WORK TO BE DONE**

THE IMPROVEMENTS CONSIST OF INSTALLING OVERHEAD & UNDERGROUND UTILITY CONDUITS INCLUDING TRENCH RESURFACING & REPLACEMENT OF EXISTING WORKS INCLUDING CONSTRUCTION, SCHEDULING, TRAFFIC CONTROL & RESTRICTIONS IN ACCORDANCE WITH THESE PLANS, SPECIFICATIONS AND THE STANDARD DRAWINGS OF THE CITY OF SAN DIEGO.

**STANDARD SPECIFICATIONS**

1. STANDARD SPECIFICATIONS FOR PUBLIC WORKS CONSTRUCTION (1987 EDITION) INCLUDING THE REGIONAL AND CITY OF SAN DIEGO SUPPLEMENT AMENDMENTS, DOCUMENT NO. 789.33, FILED MAY 2, 1997.
2. CALIFORNIA DEPARTMENT OF TRANSPORTATION MANUAL OF TRAFFIC CONTROL FOR CONSTRUCTION AND MAINTENANCE WORK ZONES, (1990 EDITION), DOCUMENT NO. 789.94, FILED NOVEMBER 7, 1990.
3. STATE OF CALIFORNIA, DEPARTMENT TRANSPORTATION, STANDARD SPECIFICATIONS (JULY 1992), DOCUMENT NO. 789.00, FILED JULY 9, 1992.

**STANDARD DRAWINGS**

1. CITY OF SAN DIEGO STANDARD DRAWINGS, DOCUMENT NO. 789.33, FILED MAY 2, 1997.
2. STATE OF CALIFORNIA, DEPARTMENT OF TRANSPORTATION STANDARD PLANS (JULY 1992), DOCUMENT NO. 789.00, FILED JULY 9, 1992.

**LEGEND**

PROPOSED/REPLACEMENT IMPROVEMENTS	STANDARD DWG. NO.	SYMBOL
UNDERGROUND COMMUNICATIONS CONDUIT	SEE DETAILS - SHEET 3	
MANHOLE (PVT)	SEE DETAILS - SHEET 4	
TRENCH RESURFACING	SEE DETAILS - SHEET 3	
CURB & GUTTER REPLACEMENT	SDG-100, G-1, G-2, G-11	
SIDEWALK REPLACEMENT	SDG-100, G-2, G-11	
DRIVEWAY REPLACEMENT	SDG-100, G-14A, G-11	
COMMERCIAL DRIVEWAY REPLACEMENT	SDG-114, G-11	
UNDERCUT SEWER MAIN	S-12	
SEWER LATERAL REPAIR (AS REQUIRED)	S-15	
WATER SERVICE REPLACEMENT (IF REQUIRED)	SWM-100, W-1, W-2	

SEE TRENCH DETAIL ON SHEET 3

**EXISTING IMPROVEMENTS**

EXISTING IMPROVEMENTS	SYMBOL
EXISTING WATER	
EXISTING WATER SERVICE	
EXISTING SEWER	
EXISTING SEWER LATERAL	
EXISTING FORCE MAIN	
EXISTING STORM DRAIN	
EXISTING GAS	
EXISTING ELECTRIC	
EXISTING TELEPHONE	
EXISTING CABLE	
EXISTING FIBER OPTIC	
CENTER LINE	
RIGHT-OF-WAY	
JOINT TRENCH	
MANHOLE	
VAULT	

SECTION NO. 9 TOTAL FOOTAGE = **26,881'**

**MATERIAL SUMMARY**

- LEVEL 3 HYBRID GRADE (8'-1.25" PVC DUCT)
- NETLINK HYBRID GRADE (4'-1.25" PVC DUCT)
- NETLINK 4" PVC DUCT
- 27 - LEVEL 3 4"x4" MANHOLE
- 27 - NETLINK 4"x4" MANHOLE

**STREET DESIGN TABLE**

STREET NAME	CLASSIFICATION	FUTURE ADT	DESIGN SPEED	R/W
WEST MORENA BOULEVARD	4 LANE COLLECTOR	14,000	55 MPH	108 FT
MORENA BOULEVARD	4 LANE PRIMARY ARTERIAL	40,200	55 MPH	108 FT
NORTH MORENA BOULEVARD	4 LANE COLLECTOR	8,000	55 MPH	108 FT
BUNKER STREET	2 LANE COLLECTOR	1,200	30 MPH	80 FT
SHAWNEE ROAD	2 LANE COLLECTOR	2,500	30 MPH	80 FT
RAPPAHANNOCK AVENUE	2 LANE COLLECTOR	2,000	30 MPH	80 FT
CLEARMONT DRIVE	4 LANE MAJOR	20,000	55 MPH	108 FT

**DECLARATION OF "RESPONSIBLE CHARGE"**

I HEREBY DECLARE THAT I AM THE ENGINEER OF WORK FOR THIS PROJECT, THAT I HAVE EXERCISED RESPONSIBLE CHARGE OVER THE DESIGN OF THE PROJECT AS DEFINED IN SECTION 4703 OF THE BUSINESS AND PROFESSIONS CODE AND THAT THE DESIGN IS CONSISTENT WITH CURRENT STANDARDS. I UNDERSTAND THAT THE CHECK OF PROJECT DRAWINGS AND SPECIFICATIONS BY THE CITY OF SAN DIEGO AND THE COUNTY OF SAN DIEGO DEPARTMENT OF HEALTH SERVICES IS LIMITED TO REVIEW ONLY AND DOES NOT RELIEVE ME AS ENGINEER OF WORK, OF MY RESPONSIBILITIES FOR PROJECT DESIGN.

*Allen L. Brucher*  
ALLEN L. BRUCHER  
R.C.E. #7107  
10/19/99  
DATE

**SB & O**  
Land Planning  
Civil Engineering  
Land Surveying  
3880, Inc.  
3815 Kenway Villa Road, Suite 201  
San Diego, California 92133 (619) 540-1141  
*Allen L. Brucher*  
ALLEN L. BRUCHER  
10/19/99  
DATE



**ENGINEERING PERMIT NO. WH632-8 PRIVATE CONTRACT**

PLANS FOR THE INSTALLATION OF TELEPHONE CONDUITS FOR  
**NETLINK**  
SECTION NO. 9 TITLE SHEET

CITY OF SAN DIEGO, CALIFORNIA  
ENGINEERING DEPARTMENT  
SHEET 1 OF 30 SHEETS  
10/10/99

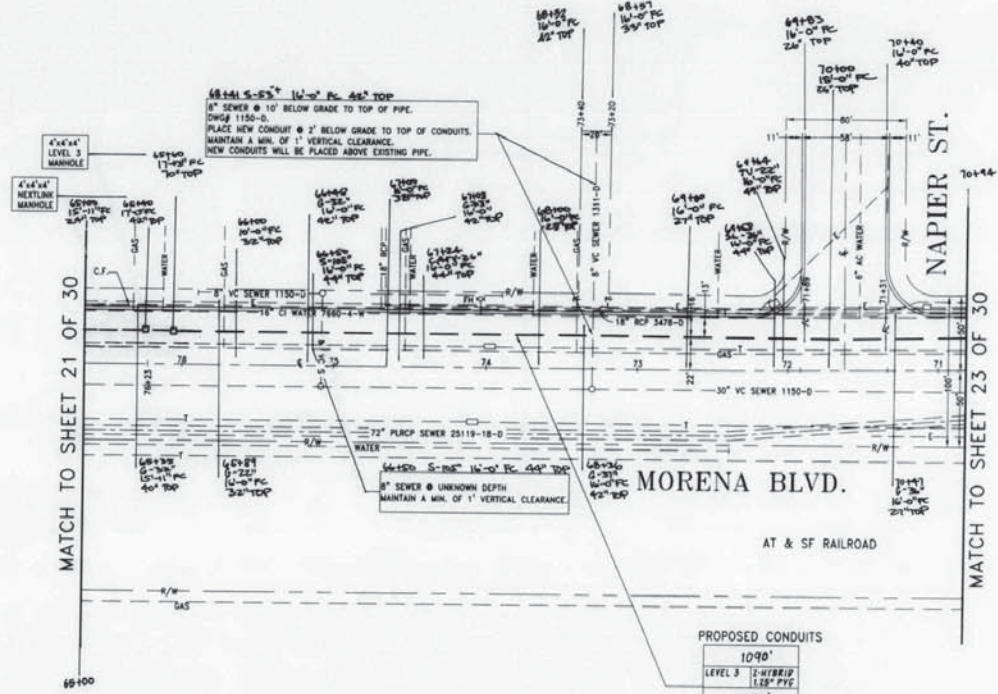
DESIGNED BY: SB&O  
CHECKED BY: SB&O  
DATE: 10/10/99

AS-BUILT  
SB&O  
DATE: 10/10/99  
29608-1-D

**AS-BUILT**

MADE FROM THE ORIGINAL. BEST QUALITY STAINABLE. EXCESSIVE GRAF BACKGROUND AT CRIB & DOOR QUALITY REPRODUCIBLE.





**PROPOSED CONDUITS**

1090'	LEVEL 3	1-HYBRID	1-8\" PVC
1090'	NEXLINK	1-4\" PVC	1-HYBRID

TOP

24\" MIN. COVER

○	(1) 4\" PVC DUCTS
○	(4) 1.25\" PVC EACH QUAD
○	(2) HYBRID QUADS
○	(4) 1.25\" PVC EACH QUAD

**Underground Service Alert**  
Call: TOLL FREE  
1-800-422-4133  
TWO WORKING DAYS BEFORE YOU DIG

12-18-98 4-16-99  
3-11-99 5-18-99  
4-8-99



**SB & O**  
PLANNING DESIGN CONSULTATION  
Land Planning  
Civil Engineering  
Land Surveying  
SB&O, Inc.  
3615 Kearny Villa Road, Suite 201  
San Diego, California 92123 (619) 580-1141  
Allen L. Butcher 9/15/99  
ALLEN L. BUTCHER

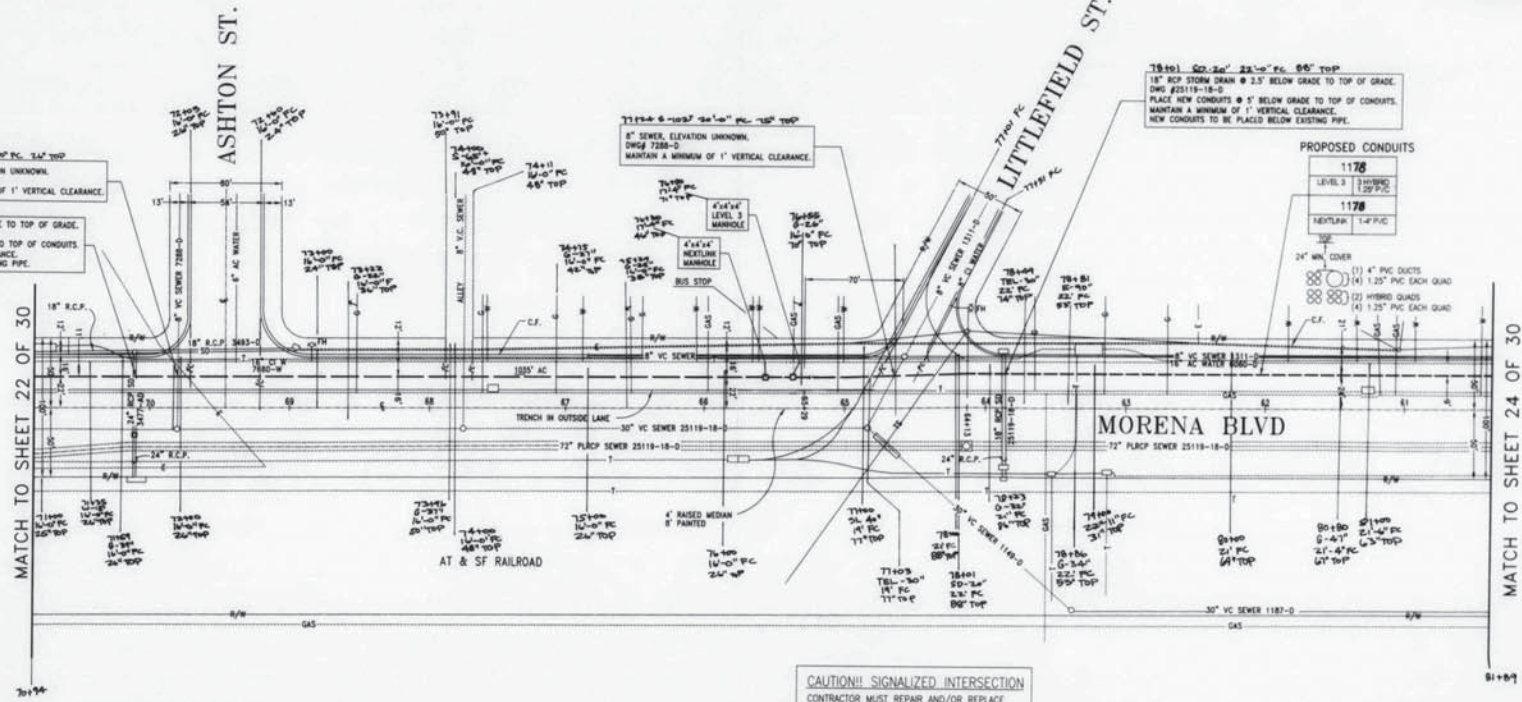
**PRIVATE CONTRACT**  
PLANS FOR THE INSTALLATION OF TELEPHONE CONDUITS FOR  
**MORENA BOULEVARD  
NORTH AND SOUTH OF NAPIER ST**  
CITY OF SAN DIEGO, CALIFORNIA  
ENGINEERING DEPARTMENT  
SHEET 22 OF 20 SHEETS  
10/30/99  
29608-22-D

DESCRIPTION	BY	APPROVED	DATE	FILED
ORIGINAL	SB&O			

AS-BUILT 10/30/99  
CONTRACT NO. 29608-22-D  
DATE COMPLETED 11/1/99

Sec9\_22.DWG

**AS-BUILT**



71147.50 6.0" VC S.W. 10'-0" PC 24" TOP  
 8" SEWER @ ELEVATION UNKNOWN, DWG# 7288-D  
 MAINTAIN A MINIMUM OF 1' VERTICAL CLEARANCE.

71147.50 6.0" VC S.W. 10'-0" PC 24" TOP  
 24" RCP STORM DRAIN @ 6.0' BELOW GRADE TO TOP OF GRADE, DWG #3477-AD  
 PLACE NEW CONDUITS @ 2' BELOW GRADE TO TOP OF CONDUITS, MAINTAIN A MINIMUM OF 1' VERTICAL CLEARANCE.  
 NEW CONDUITS TO BE PLACED ABOVE EXISTING PIPE.

71178.0 6.0" VC S.W. 10'-0" PC 24" TOP  
 8" SEWER, ELEVATION UNKNOWN, DWG# 7288-D  
 MAINTAIN A MINIMUM OF 1' VERTICAL CLEARANCE.

78101 0.2' 24" VC S.W. 22'-0" PC 8' TOP  
 18" RCP STORM DRAIN @ 2.5' BELOW GRADE TO TOP OF GRADE, DWG #2319-18-D  
 PLACE NEW CONDUITS @ 1' BELOW GRADE TO TOP OF CONDUITS, MAINTAIN A MINIMUM OF 1' VERTICAL CLEARANCE.  
 NEW CONDUITS TO BE PLACED BELOW EXISTING PIPE.

PROPOSED CONDUITS

1178	LEVEL 3	120' PVC
1178	LEVEL 4	120' PVC

24" MIN. COVER

(1)	4" PVC DUCTS
(14)	1.25" PVC EACH QUAD
(2)	HOBAS QUADS
(4)	1.25" PVC EACH QUAD

**CAUTION!! SIGNALIZED INTERSECTION**  
 CONTRACTOR MUST REPAIR AND/OR REPLACE ALL CONDUITS AND SIGNAL LOOPS DAMAGED DURING CONSTRUCTION

**Underground Service Alert**  
 Call: TOLL FREE  
**1-800-422-4133**  
 TWO WORKING DAYS BEFORE YOU DIG

- 12-18-98 4-16-99
- 3-17-99 5-21-99
- 4-8-99 10-3-99

SEC\_23.DWG



**SB & O** PLANNING DESIGN CONSULTANT  
 Last Planning  
 Civil Engineering  
 Land Surveying

SB&O, Inc.  
 3015 Kearny Villa Road, Suite 201  
 San Diego, California 92123 606/960-1141

*Allen L. Butler* 10/30/99  
 ALLEN L. BUTLER

PRIVATE CONTRACT

PLANS FOR THE INSTALLATION OF TELEPHONE CONDUITS FOR:  
**MORENA BOULEVARD BETWEEN ASHTON ST & ASHER STREET**

CITY OF SAN DIEGO, CALIFORNIA W.D. 300829  
 ENGINEERING DEPARTMENT NO.  
 SHEET 23 OF 20 SHEETS

*Allen L. Butler* 10/30/99


DATE	BY	APPROVED	DATE
	SB&O		

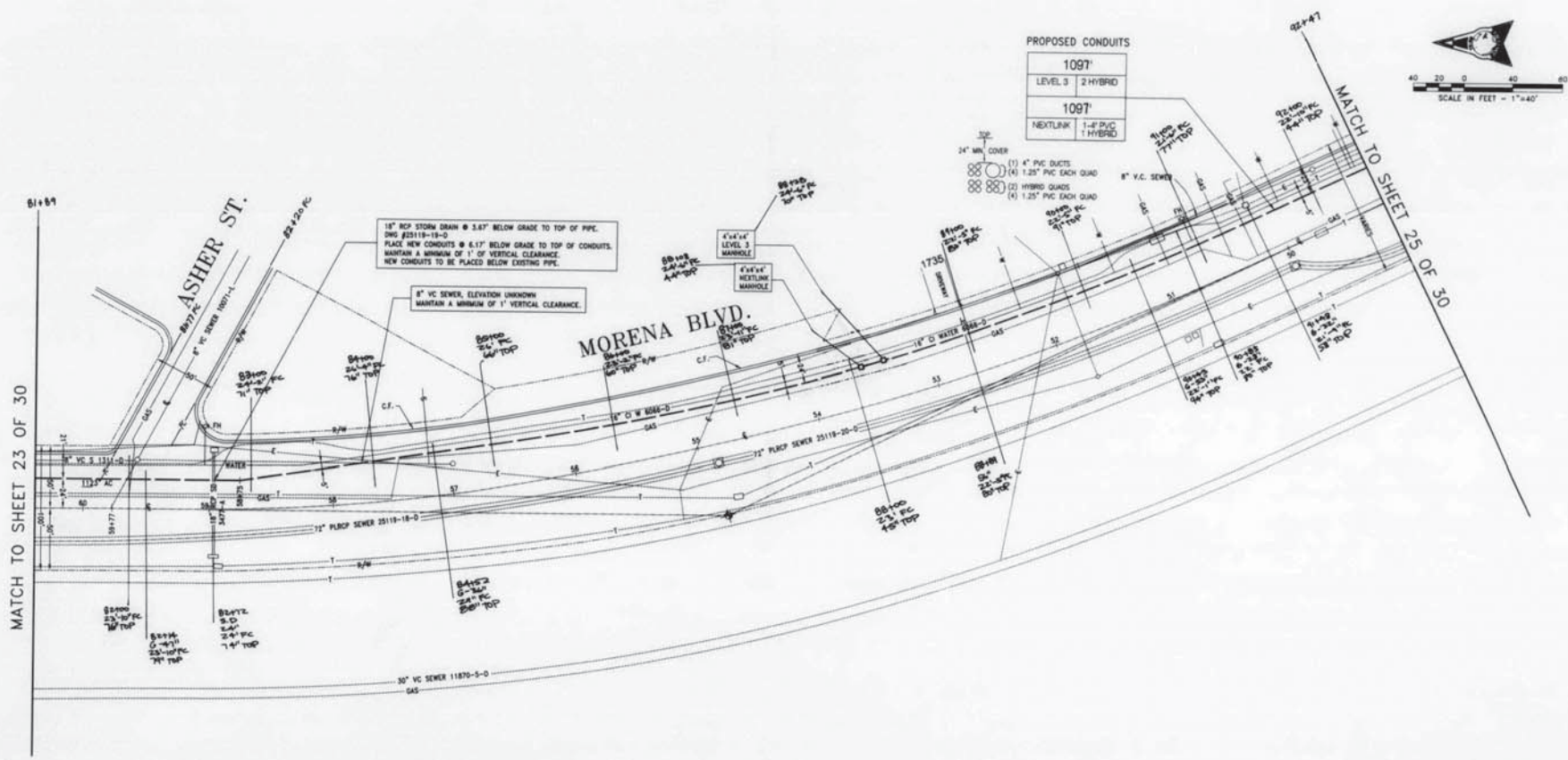
1858-6265  
 MAY 23 10:00 AM '99  
 1858-6265  
 MAY 23 10:00 AM '99

AS-BUILT SB&O Y.A.M. 4-28-00 1858-6265  
 CONTRACTOR: MORENAVILLE DATE STARTED: 11/14/00 1858-6265  
 OPERATOR: T.M. ORRICK DATE COMPLETED: 11/30/00 29608-23-D

**AS-BUILT**

TIRED FROM THE ORIGINAL, BEST QUALITY AVAILABLE. EXCESSIVE GRAY BACKGROUND MAY CAUSE A POOR QUALITY REPRODUCTION.





PROPOSED CONDUITS

1087'	LEVEL 3	2 HYBRID
1097'	NEXLINK	1-8\"/>



MATCH TO SHEET 23 OF 30

MATCH TO SHEET 25 OF 30

18" RCP STORM DRAIN @ 5.87' BELOW GRADE TO TOP OF PIPE, PING #25119-18-0  
 PLACE NEW CONDUITS @ 6.17' BELOW GRADE TO TOP OF CONDUITS. MAINTAIN A MINIMUM OF 1' VERTICAL CLEARANCE. NEW CONDUITS TO BE PLACED BELOW EXISTING PIPE.

8" VC SEWER, ELEVATION UNKNOWN  
 MAINTAIN A MINIMUM OF 1' VERTICAL CLEARANCE.

**Underground Service Alert**  
 Call: TOLL FREE  
 1-800-422-4133  
 TWO WORKING DAYS BEFORE YOU DIG

12-18-98 4-18-99  
 3-11-99 5-21-99  
 4-8-99 10-3-99

SECR\_24.DWG

**SB & O** PLANNING DESIGN CONSULTATION  
 Lead Planning  
 Civil Engineering  
 Land Surveying

SB&O, Inc.  
 3615 Kearny Villa Road, Suite 201  
 San Diego, California 92123 (619) 560-1141  
 (761) 435-1141

*Allen L. Butler* 10/19/99  
 ALLEN L. BUTLER DATE



PRIVATE CONTRACT

PLANS FOR THE INSTALLATION OF TELEPHONE CONDUITS FOR  
**MORENA BOULEVARD SOUTH OF ASHER STREET**

CITY OF SAN DIEGO, CALIFORNIA  
 ENGINEERING DEPARTMENT  
 PROJECT #A 09 20078

W.O. NO. 280529

DATE: 10/19/99

DESIGNED BY: SB&O  
 APPROVED BY: [Signature]  
 DATE: 10/19/99

AS-BUILT: SB&O  
 DATE: 10/19/99

29605-24-D

**AS-BUILT**

MADE FROM THE ORIGINAL. BEST QUALITY STAINABLE. EXCESSIVE GRAY BACKGROUND MAY CAUSE A POOR QUALITY REPRODUCTION.



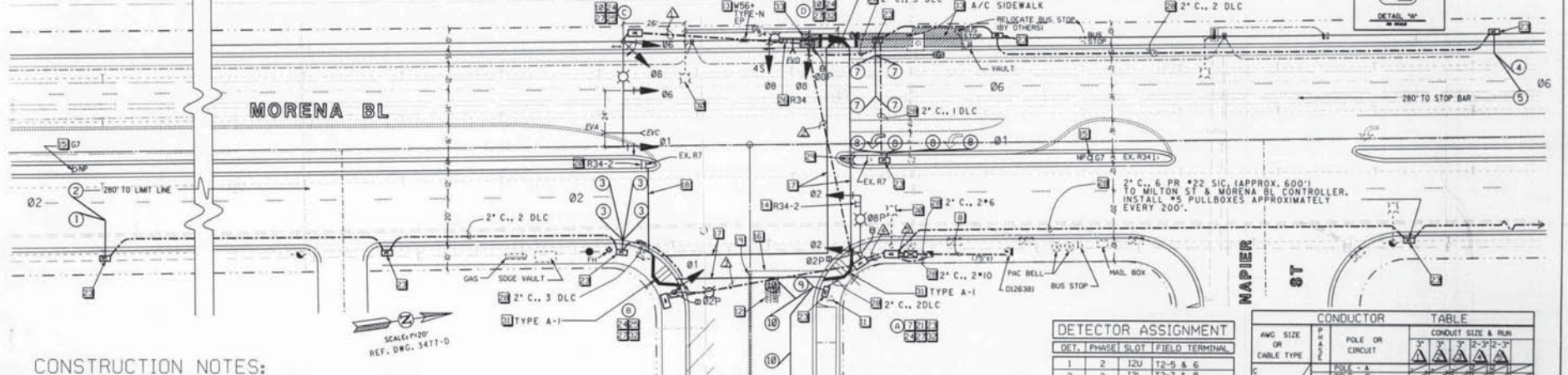
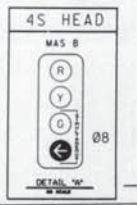


POLE		SCHEDULE								
NO.	TYPE	HEIGHT	TYPE	LUMINAIRE	PLACEMENT	SIGNAL MOUNTING	VEHICLE	PEDESTRIAN	REMARKS	
		FT.		COL.	SPACING	TYPE				
1	19-2-78	30'	25'	15'	135W	10A5	3.5'	MAS	SV-1-T SP-2-T 2,8	EVA, EVC
2	TYPE 15	30'	-	15'	90W	9A5	3.5'	-	SV-1-T SP-1-T 2	-
3	26-3-78	30'	45'	15'	135W	10A5	3.5'	MAT	MAS SV-2-TB	-
4	17-2-78	30'	15'	15'	90W	9A5	3.5'	MAT	SV-2-TB SP-1-T 8	EVD

ALL VEHICLE SIGNAL HEADS SHALL BE 12" WITH BACKPLATES, AND/OR BOLT NUT COVERS SHALL BE PROVIDED BY CONTRACTOR.

**SPECIFICATIONS:**  
 STANDARD SPECIFICATIONS FOR PUBLIC WORKS CONSTRUCTION (2000 EDITION), INCLUDING THE REGIONAL AND CITY OF SAN DIEGO SUPPLEMENT AMENDMENTS, DOC. NO. 76/845, FILED JULY 21, 2000.  
 CALIFORNIA DEPARTMENT OF TRANSPORTATION, MANUAL OF TRAFFIC CONTROL SIGNALS FOR CONSTRUCTION AND MAINTENANCE WORK ZONES (1996 EDITION), DOCUMENT NO. 76/843, FILED JANUARY 24, 2000.  
 CALIFORNIA DEPARTMENT OF TRANSPORTATION STANDARD SPECIFICATIONS (JANUARY 1992), DOCUMENT NO. 76/806, FILED JULY 9, 1992.  
 CITY OF SAN DIEGO, STANDARD SPECIAL PROVISIONS FOR SIGNALS LIGHTING AND ELECTRICAL SYSTEMS, DOCUMENT NO. 76/842, FILED OCT 22, 1999.

**STANDARD DRAWINGS:**  
 CITY OF SAN DIEGO STANDARD DRAWINGS, DOCUMENT NO. 76/846, FILED JULY 21, 2000.  
 CALIFORNIA DEPARTMENT OF TRANSPORTATION STANDARD PLANS (JULY 1992), DOCUMENT NO. 76/805, FILED JULY 9, 1992.  
**WORK TO BE DONE:**  
 THE IMPROVEMENTS CONSIST OF THE FOLLOWING WORK TO BE DONE ACCORDING TO THESE PLANS AND THE SPECIFICATIONS AND STANDARD DRAWINGS OF THE CITY OF SAN DIEGO

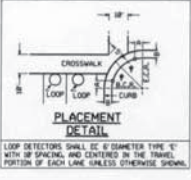


**CONSTRUCTION NOTES:**

- PULLBOXES ARE NO.6 AND CONDUIT IS 3" UNLESS NOTED OTHERWISE. ALL CONDUIT DEPTH MUST BE A MINIMUM OF 18" BELOW THE PAVEMENT SURFACE OR 3" BELOW THE BOTTOM OF PAVEMENT, WHICHEVER IS GREATER.
- LOCATIONS OF ALL UNDERGROUND UTILITIES ARE APPROXIMATE. THE CONTRACTOR SHALL DETERMINE THE EXACT LOCATIONS AND VERIFY ALL CONDITIONS ON THE JOB SITE.
- THE CONTRACTOR SHALL, PER SECTION 7-J(1) OF THE SPECIAL PROVISIONS, PREPARE TRAFFIC CONTROL PLANS AND SHALL CONTACT THE ENGINEERING TRAFFIC CONTROL SECTION AT (619) 533-4443, FOR AN APPOINTMENT TO APPLY FOR A TRAFFIC CONTROL (TCP) PERMIT. THE CONTRACTOR SHALL ALLOW A MINIMUM OF TWO (2) WORKING DAYS PRIOR TO STARTING WORK, IF FIVE (5) WORKING DAYS FOR STREET CLOSURES. UPON APPROVAL OF THE TRAFFIC CONTROL PLAN, THE ENGINEERING TRAFFIC CONTROL SECTION WILL ISSUE THE PERMIT. WORK SHALL NOT BEGIN IN THE PUBLIC ROADWAY WITHOUT THE TCP PERMIT.
- ALL TRAFFIC SIGNAL POLE FOUNDATIONS SHALL HAVE A 3" CONDUIT INSTALLED TO THE ADJACENT PULL BOX AND THE CONTROLLER FOUNDATION SHALL HAVE A SPARE 3" CONDUIT STUBBED OUT TO THE ADJACENT PULL BOX FOR FUTURE USE.
- THE CONTRACTOR IS RESPONSIBLE FOR THE LAYOUT, MARKING, AND INSTALLATION OF LOOP DETECTORS, TRAFFIC STRIPING, PAVEMENT MARKINGS, PARKING REMOVAL, AND TRAFFIC SIGNING (EXCEPT "O" SERIES STREET NAME SIGNS) AS SHOWN ON THESE PLANS.
  - THE CONTRACTOR SHALL OBTAIN THE APPROVAL OF THE RESIDENT ENGINEER FOR LOOP LOCATIONS PRIOR TO CUTTING AND STRIPING, PAVEMENT MARKINGS, PARKING REMOVAL, AND SIGN LOCATIONS PRIOR TO PAINTING AND INSTALLATION.
  - THE CONTRACTOR SHALL NOT INSTALL ANY PARKING REMOVAL, A MINIMUM OF 15 WORKING DAYS AFTER LOCATION APPROVAL, SO THAT ADVANCE NOTICE TO ADJACENT PROPERTY OWNERS CAN BE MADE.
  - THE CONTRACTOR IS RESPONSIBLE FOR THE REMOVAL OF ALL UNNECESSARY STRIPING AND PAVEMENT MARKING BY SANDBLASTING.
- CONTRACTOR SHALL NOT EXERCISE ANY SIGNAL STANDARDS MORE THAN THREE (3) WEEKS PRIOR TO SCHEDULED TRAFFIC SIGNAL TURN ON.
  - INSTALL TYPE III SIGNAL AND LIGHTING SERVICE PER STATE STANDARD PLAN ES-20. PROVIDE 50A-1P CIRCUIT BREAKER FOR SIGNAL, 30A-1P CIRCUIT BREAKER FOR LIGHTING. (SEE SPECIAL PROVISIONS)
  - 2" C.O. PER SOGAE REQUIREMENTS, (NOT IDENTIFIED)
  - PAINT STRIPING AS FOLLOWS:
  - INSTALL CITY FURNISHED EMERGENCY VEHICLE FIRE-EMPTION EQUIPMENT (SEE SPECIAL PROVISIONS). MOUNTING HARDWARE AND CABLE SHALL BE FURNISHED BY THE CONTRACTOR.

- REMOVE EXISTING SIGN AND POST. (REMOVE "R1" STOP SIGN WHEN DIRECTED BY THE E.&C.P. TRAFFIC ENGINEER.) REMOVE "STOP" LEGEND BY SANDBLASTING.
- REMOVE & SALVAGE EXISTING SIGNS, THEN INSTALL W56 & YELLOW TYPE-N SIGNS ON EXISTING POST.
- FURNISH & INSTALL R34-2 SIGN ON MAST ARM. (TOTAL 4)
- FURNISH & INSTALL G7 SIGN (ASHTON ST) ON NEW POST (NP). (TOTAL 4)
- REMOVE 32" WHITE LIMIT LINE BY SANDBLASTING.
- INSTALL TWO WHITE 18" WIDE THERMOPLASTIC CROSSWALK MARKINGS. (TOTAL 30P OF 12' WIDE)
- INSTALL WHITE 12" THERMOPLASTIC LIMIT LINE. (TOTAL 35)
- REMOVE BY SANDBLASTING.
- FURNISH & INSTALL R34-2 SIGN ON EXISTING POST.
- CONSTRUCT FOUNDATION PER STATE STANDARD PLAN ES-4B. INSTALL CITY FURNISHED TYPE 178 CONTROLLER AND 332 CABINET. FURNISH & INSTALL NO. 6 PULLBOX ADJACENT TO CABINET.
- (NOT USED)
- FURNISH & INSTALL NO. 5 PULLBOX. (TOTAL 4)
- FURNISH & INSTALL NEW POLES, MAST ARMS, SIGNAL HEADS, OR OTHER EQUIPMENT (SEE POLE SCHEDULE), AND PROVIDE NEW MOUNTING HARDWARE. INSTALL NEW CABLE/CONDUCTORS, PULL TO CONTROLLER, AND LAND CONDUCTORS TO DESIGNATED TERMINALS (SEE CONDUCTOR SCHEDULE).
- TRENCH AND INSTALL NEW 3" CONDUIT FROM POLES TO ADJACENT #6 PB.
- FURNISH & INSTALL PEDESTRIAN BARRICADES WITH R49 SIGNS, PER CITY STD. SDE-103. (TOTAL 4)
- FURNISH & INSTALL R34 SIGN ON MAST ARM. (TOTAL 4)
- TRENCH AND INSTALL NEW 3" CONDUIT WITH NEW CONDUCTORS/ CABLE (SEE CONDUCTOR TABLE).
- TRENCH AND INSTALL NEW 2" CONDUIT WITH NEW CONDUCTORS/ CABLE (SEE CONDUCTOR TABLE).
- CUT BACK EXISTING RAISED MEDIAN 22". ROUND NOSE WITH 6" RADIUS, AND PAINT CURB YELLOW. REPAIR SURFACE TO MATCH EXISTING.
- REMOVE AND SALVAGE EXISTING STREET LIGHT. REPAIR SURFACE TO MATCH EXISTING. (TOTAL 4)
- CONSTRUCT PEDESTRIAN RAMP, (2 TYPE-A-1) TYPE-C, (TOTAL 3) NOTE: AT LOCATION (1), CONSTRUCT A/C RAMP TO MATCH CITY STD. DWG. D-28.
- FURNISH & INSTALL PEDESTRIAN AUDIBLE SIGNALS.
- CONSTRUCT A/C PAVEMENT SIDEWALK TO MATCH CITY STD. DWG. D-3. (APPROX. 330 sq)

**TRENCH REPAIRING NOTE:**  
 A/C PAVING FOR ROADWAY WAS NOT RESURFACED. CONTRACTOR SHALL USE EXTREME CARE TO MATCH UPGRADED EXISTING SURFACE CONDITIONS.

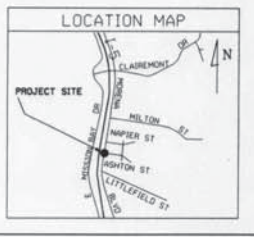
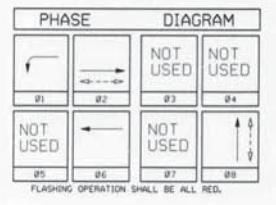


**DETECTOR ASSIGNMENT**

DET. PHASE	SLOT	FIELD	TERMINAL
1	2	I2U	T2-5 & 6
2	2	I2L	T2-7 & 8
3	2	I3U	T2-9 & 10
4	6	J2U	T3-5 & 6
5	6	J2L	T3-7 & 8
6	6	J3U	T3-11 & 12
7	6	J3L	T3-9 & 10
8	1	I1U	T2-1 & 2
9	8	J6U	T5-9 & 10
10	8	J6L	T5-11 & 12
PPB	2	I12U	T8-4 & COM 9
PPB	8	I13L	T8-8 & COM 9
EVA	2	J12U	T9-4 & COM 6
EVC	1+6	J12L	T9-5 & COM 6
EVD	8	J13L	T9-8 & COM 9
FLASH	-	I14U	T8-10 & COM 12

**CONDUCTOR TABLE**

ANG. SIZE OR CABLE TYPE	POLE OR CIRCUIT	CONDUIT SIZE & RUN			
		3"	3"	3"	3"
3	POLE - A	1	1	1	1
	POLE - B	1	1	1	1
	POLE - C	1	1	1	1
	POLE - D	1	1	1	1
TOTAL CABLES 3 CONDUIT / 12 CONDUIT		4	4	4	4
NO. 6	SIGNAL SERVICE	2	2	2	2
6 PAIR NO. 22 (SIC) INTERCONNECT CABLE		1	1	1	1
TYPE	"B"	-	-	-	-
	"D"	-	-	-	-
EMERGENCY VEHICLE DETECTOR (EVD)	1	2	2	2	



**SPECIFICATION NO. 8238**  
**CITY CONTRACT, CIP NO. 62-205.0**

**PLANS FOR THE CONSTRUCTION OF:**  
**TRAFFIC SIGNAL AND STREET LIGHTING SYSTEM**  
**ASHTON STREET & MORENA BOULEVARD**

CITY OF SAN DIEGO, CALIFORNIA  
 ENGINEERING DEPARTMENT  
 SHEET 1 OF 2 SHEETS

CONTRACTOR MUST NOTIFY THE BELOW LISTED AGENCY AT LEAST TWO (2) WORKING DAYS PRIOR TO COMMENCEMENT OF EXCAVATION:

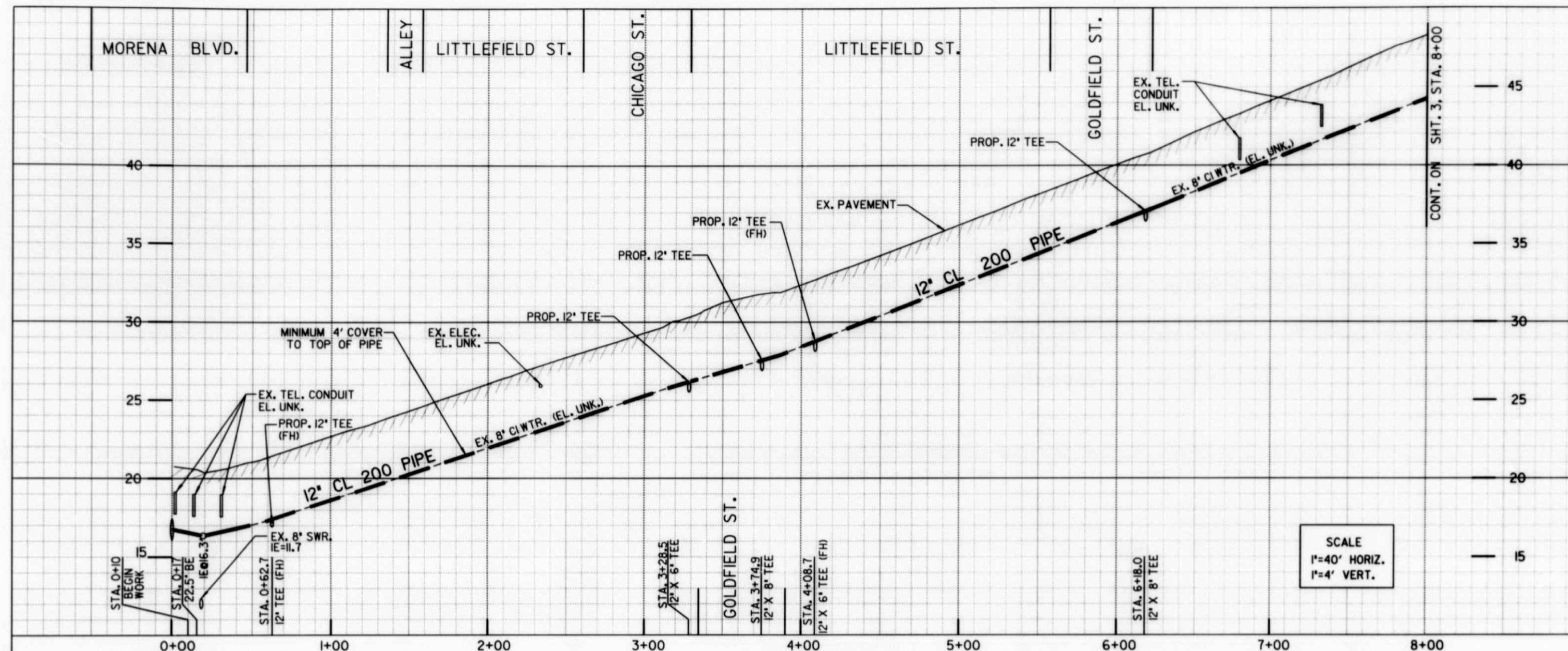
AGENCY	DATE	FILED
FILED BY: CIVIL	DATE: 7-08-11	FILED: 10:15 AM
APPROVED BY: [Signature]	DATE: 7-08-11	FILED: 10:15 AM

CONTRACTOR: [Signature]  
 PROJECT ENGINEER: QUAN HANG  
 DESIGN ENGINEER: BARRY UELAND  
 LICENSE NO.: 225-1706  
 LICENSED COMMUNITIES: 30733-1-D

FILED FROM THE ORIGINAL. BEST QUALITY AVAILABLE. EXCESSIVE GRAY BACKGROUND MAY CAUSE A POOR QUALITY REPRODUCTION.



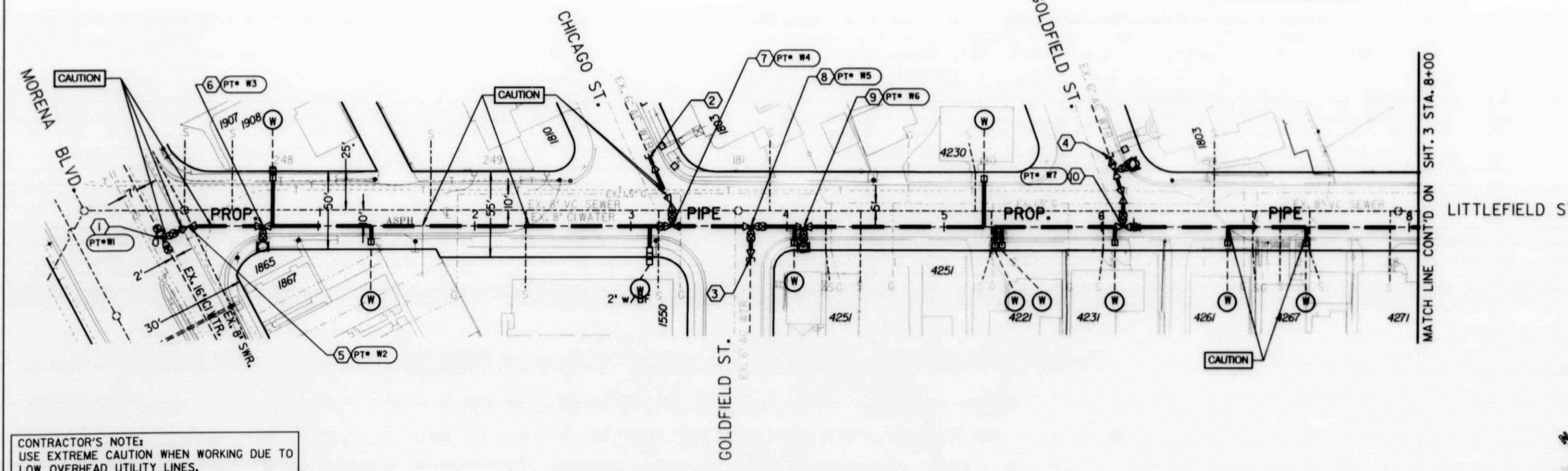




- ① BY CITY FORCES BEFORE CONTRACTOR  
 STA. 0+00  
 CITY FORCES TO INSTALL:  
 1 - 16" X 12" TEE (F)  
 2 - 16" FRS GV (F, MJ) (w/2" BYPASS) LT, RT  
 1 - 12" FRS GV (F, MJ) (w/2" BYPASS) AHD  
 10"± 12" CL 200 PVC PIPE  
 CONTRACTOR TO RECONNECT TO NEW 12" VALVE AFTER ACCEPTANCE  
 CONTRACTOR TO EXPOSE EXISTING 16" X 8" TEE, FURNISH ABOVE LISTED MATERIALS, & PERFORM TRENCH-CAP OPERATIONS AFTER COMPLETION OF CITY FORCES WORK
- ② BY CITY FORCES BEFORE CONTRACTOR  
 STA. 3+16±, 35'± LT  
 TEMP. CUT & PLUG EX. 6" WTR. MAIN  
 RECONNECT AFTER ACCEPTANCE  
 CONTRACTOR TO EXPOSE EX. MAIN AND PERFORM TRENCH-CAP OPERATIONS AFTER COMPLETION OF CITY FORCES WORK
- ③ BY CITY FORCES BEFORE CONTRACTOR  
 STA. 3+76.9, 25' RT  
 TEMP. CUT & PLUG EX. 6" WTR. MAIN  
 RECONNECT AFTER ACCEPTANCE OF NEW MAIN  
 CONTRACTOR TO EXPOSE EX. MAIN AND PERFORM TRENCH-CAP OPERATIONS AFTER COMPLETION OF CITY FORCES WORK
- ④ BY CITY FORCES BEFORE CONTRACTOR  
 STA. 6+05±, 44'± LT  
 TEMP. CUT & PLUG EX. 6" MAIN  
 RECONNECT AFTER ACCEPTANCE OF NEW MAIN  
 CONTRACTOR TO EXPOSE EX. MAIN & PERFORM TRENCH-CAP OPERATIONS AFTER COMPLETION OF CITY FORCES WORK.
- ⑤ BY CONTRACTOR  
 STA. 0+17±  
 FURNISH & INSTALL:  
 1 - 12" X 22.5" BEND
- ⑥ BY CONTRACTOR  
 STA. 0+64.7  
 FURNISH & INSTALL:  
 1 - 12" X 6" TEE (MJ, MJ, F)  
 1 - 6" FH ASSY. (RT)
- ⑦ BY CONTRACTOR  
 STA. 3+30.5  
 FURNISH & INSTALL:  
 1 - 12" X 8" TEE (MJ, F, F)  
 1 - 8" FRS GV (F, MJ) BK  
 1 - 8" FRS GV (F), LT  
 1 - 8" X 22.5" BEND (F), LT  
 25'± OF 8" PIPE, LT  
 1 - 8" X 6" REDUCER (F, MJ), LT
- ⑧ BY CONTRACTOR  
 STA. 3+76.9  
 FURNISH & INSTALL:  
 1 - 12" X 8" TEE (F)  
 1 - 12" FRS GV (F, MJ) AHD, BK  
 1 - 8" FRS GV (F) RT  
 15'± 8" PIPE  
 1 - 8" X 6" REDUCER (F, MJ) RT
- ⑨ BY CONTRACTOR  
 STA. 4+10.7  
 FURNISH & INSTALL:  
 1 - 12" X 6" TEE (MJ, MJ, F)  
 1 - 6" FH ASSY. (RT)
- ⑩ BY CONTRACTOR  
 STA. 6+19.9  
 FURNISH & INSTALL:  
 1 - 12" X 8" TEE (F)  
 1 - 12" FRS GV (F, MJ) AHD  
 1 - 8" FRS GV (F) LT  
 1 - 8" X 22.5" BEND (F) LT  
 34'± OF 8" PIPE, LT  
 1 - 8" X 6" TEE (MJ, MJ, F) LT  
 1 - 6" FH ASSY., LT  
 1 - 8" X 6" REDUCER (F, MJ) LT

SCALE  
 1"=40' HORIZ.  
 1"=4' VERT.



CITY FORCES TO PERFORM  
 ALL HIGHLINING OPERATIONS



REFERENCE:  
 WATER: 1311-D; 1312-D; 1316-D; 10602-D; 17245-D; 18028-D; 19238-D; 7660-W; WD-1124; 7363-69-L; 10167-L; 10072-L; 10073-L; 10074-L  
 SEWER: 1311-D; 1312-D; 1316-D; 10602-D; 10700-D; 7363-69-L; 10167-L; 10072-L; 10073-L; 10074-L  
 STORM DRAIN: 6424-D; 16166-D; 8187-L; 10162-L; 3477-AD  
 GAS: 31/675-679, 681, 684-690; 39/36, 37, 38  
 ELECTRIC: 222-1704, 1704B, 1704D; 222-1707  
 CABLE TV: 222-1704  
 TELEPHONE: 308; 310; 312; 3007; 3019; 3038; 3042  
 IMPROVEMENTS: 7358-L; 7359-L; 7360-L  
 FIELD BOOK: D-165-C; E-165-D

CONTRACTOR'S NOTE:  
 USE EXTREME CAUTION WHEN WORKING DUE TO LOW OVERHEAD UTILITY LINES.

CONTRACTOR'S NOTE:  
 EXISTING UTILITY CROSSINGS ARE NOT REPRESENTATIVE OF ACTUAL LENGTH OF CONFLICT AREA (SEE PLAN VIEW).



SCALE: 1" = 40'

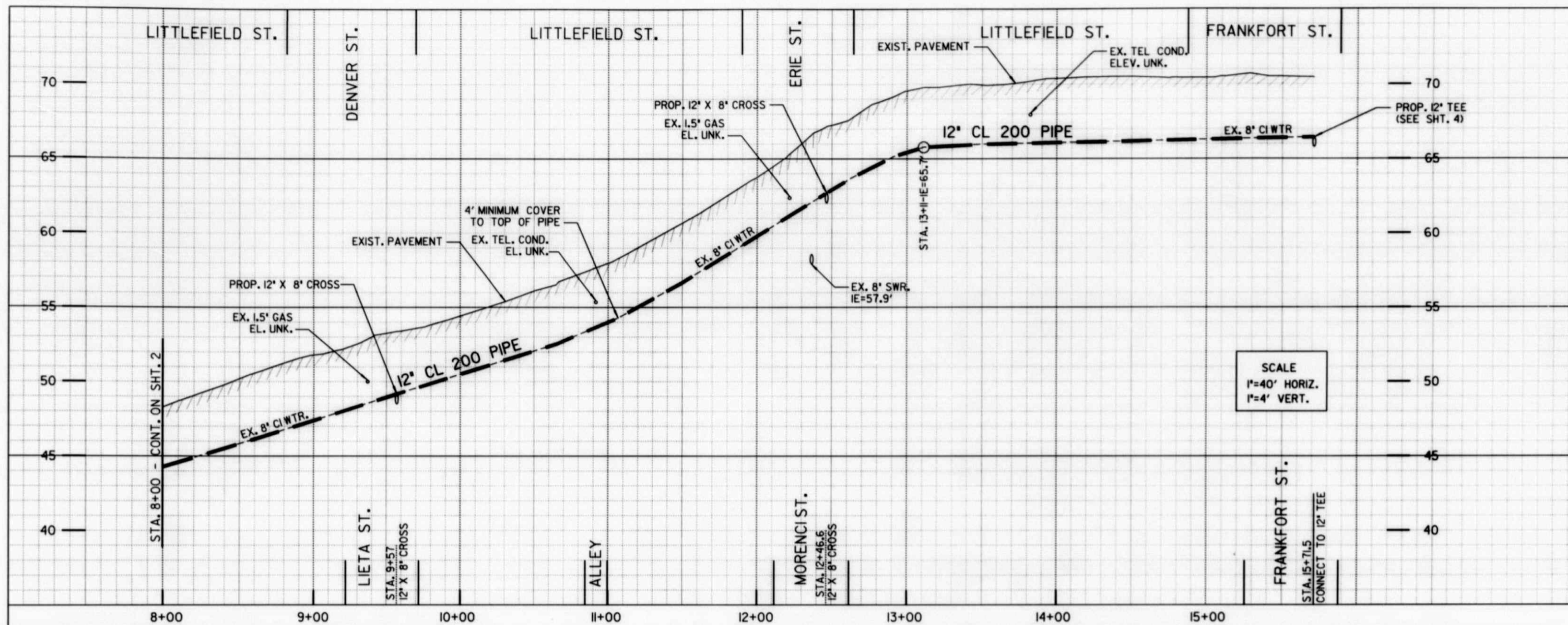
**PLANS FOR THE CONSTRUCTION OF WATER AND SEWER GROUP 553**  
 LITTLEFIELD STREET  
 STA. 0+00 TO STA. 8+00

CITY OF SAN DIEGO, CALIFORNIA ENGINEERING AND CAPITAL PROJECTS DEPARTMENT SHEET 02 OF 30 SHEETS	WATER NO. 186221
SEWER NO. 179691	
DATE: 3-25-04	ASSOCIATE ENGINEER
BY: J. WELLS	PROJECT ENGINEER
CONTROL CERTIFICATION	
224-1704 LAMBERT COORDINATES	
CONTRACTOR	DATE STARTED
INSPECTOR	DATE COMPLETED
	31594-2-D

FILMED FROM THE ORIGINAL. BEST QUALITY OBTAINABLE. EXCESSIVE GRAY BACKGROUND MAY CAUSE A POOR QUALITY REPRODUCTION.

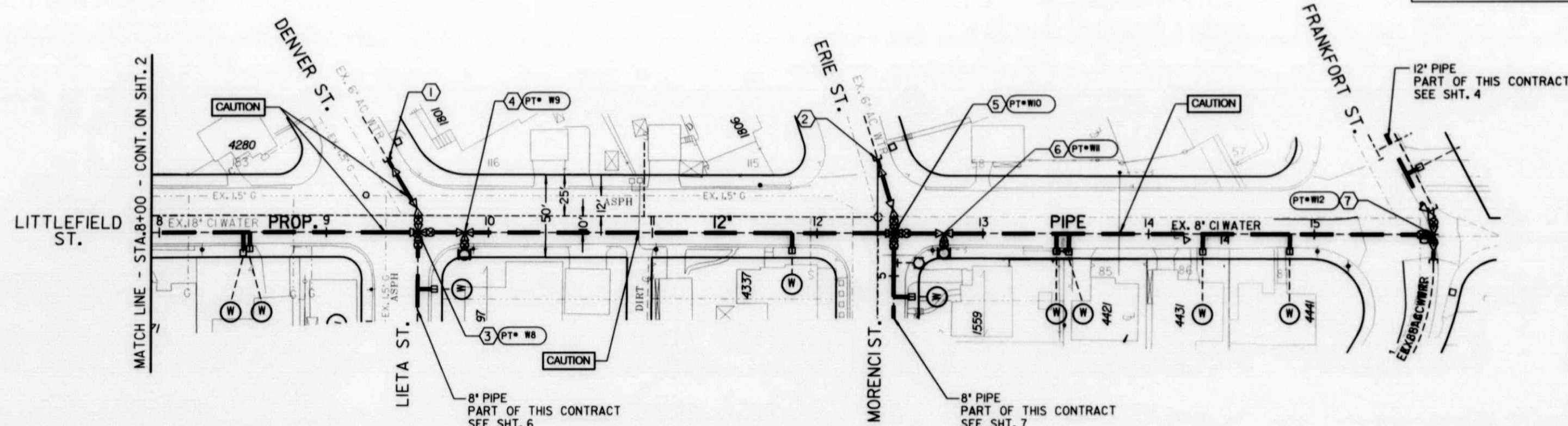


LITTLEFIELD STREET



- ① BY CITY FORCES BEFORE CONTRACTOR  
STA. 9+38±, 44± LT  
TEMP. CUT & PLUG EX. 6" WTR.  
RECONNECT AFTER ACCEPTANCE OF NEW MAIN  
CONTRACTOR TO EXPOSE EX. MAIN AND PERFORM  
TRENCH-CAP OPERATIONS AFTER COMPLETION OF  
CITY FORCES WORK
- ② BY CITY FORCES BEFORE CONTRACTOR  
STA. 12+37±, 44± LT  
TEMP. CUT & PLUG EX. 6" WTR.  
RECONNECT AFTER ACCEPTANCE OF NEW MAIN  
CONTRACTOR TO EXPOSE EX. MAIN AND PERFORM  
TRENCH-CAP OPERATIONS AFTER COMPLETION OF  
CITY WORK.
- ③ BY CONTRACTOR  
STA. 9+57.0  
FURNISH & INSTALL:  
1 - 12" X 8" CROSS (F)  
1 - 12" FRS GV (F, MJ) AHD  
2 - 8" FRS GV (F, MJ) LT, RT  
10± 8" PIPE, LT  
1 - 8" X 22.5° BEND (F, MJ) LT  
1 - 8" X 11.25° BEND (MJ, F) LT  
25± 8" PIPE, LT  
1 - 8" X 6" REDUCER (F, MJ) LT
- ④ BY CONTRACTOR  
STA. 9+85.4  
FURNISH & INSTALL:  
1 - 12" X 6" TEE (MJ, MJ, F) RT  
1 - 6" FH ASSY., RT
- ⑤ BY CONTRACTOR  
STA. 12+46.6  
FURNISH & INSTALL:  
1 - 12" X 8" CROSS (F)  
2 - 12" FRS GV (F, MJ) AHD  
2 - 8" FRS GV (F, MJ) LT, RT  
11± 8" PIPE, LT  
1 - 8" X 11.25° BEND (MJ) LT  
24± 8" PIPE, LT  
1 - 8" X 6" REDUCER (F, MJ) LT
- ⑥ BY CONTRACTOR  
STA. 12+76.6  
FURNISH & INSTALL:  
1 - 12" X 6" TEE (MJ, MJ, F)  
1 - 6" FH ASSY., RT
- ⑦ BY CONTRACTOR  
STA. 15+75.5  
CONNECT TO 12" TEE & VALVE  
(STA. 0+00, SHT. #4 - FRANKFORT ST.)


CITY FORCES TO PERFORM ALL HIGHLINING OPERATIONS



REFERENCE:  
WATER: 1311-D; 1312-D; 1316-D; 10602-D; 17245-D; 18028-D; 19238-D; 7660-W; WD-1124; 7363-69-L; 10167-L; 10072-L; 10073-L; 10074-L  
SEWER: 1311-D; 1312-D; 1316-D; 10602-D; 10700-D; 7363-69-L; 10167-L; 10072-L; 10073-L; 10074-L  
STORM DRAIN: 6424-D; 16166-D; 8187-L; 10162-L; 3477-AD  
GAS: 31/675-679, 681, 684-690; 39/36, 37, 38  
ELECTRIC: 222-1704, 1704B, 1704D; 222-1707  
CABLE TV: 222-1704  
TELEPHONE: 308; 310; 312; 3007; 3019; 3038; 3042  
IMPROVEMENTS: 7358-L; 7359-L; 7360-L  
FIELD BOOK: D-165-C; E-165-D

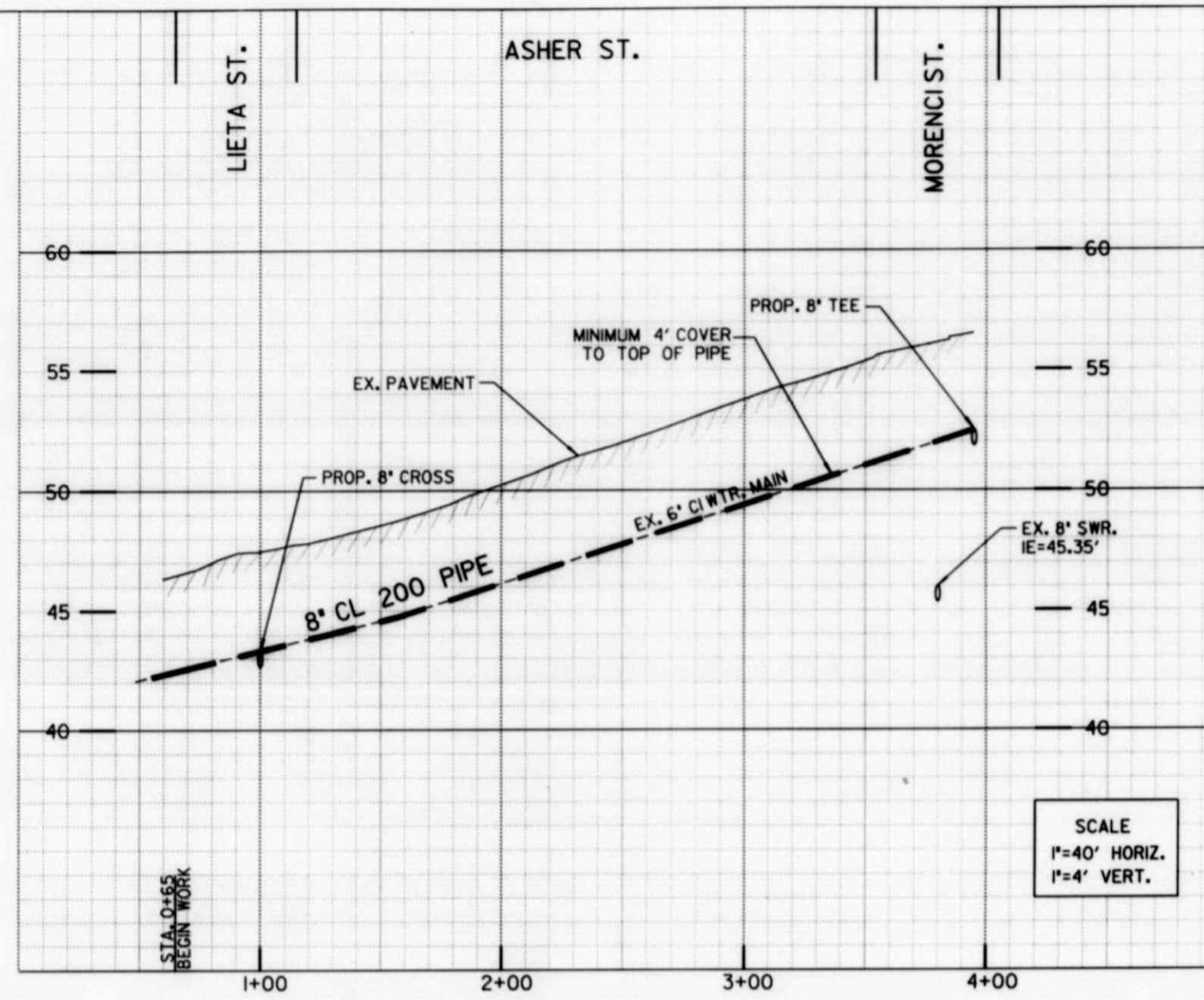
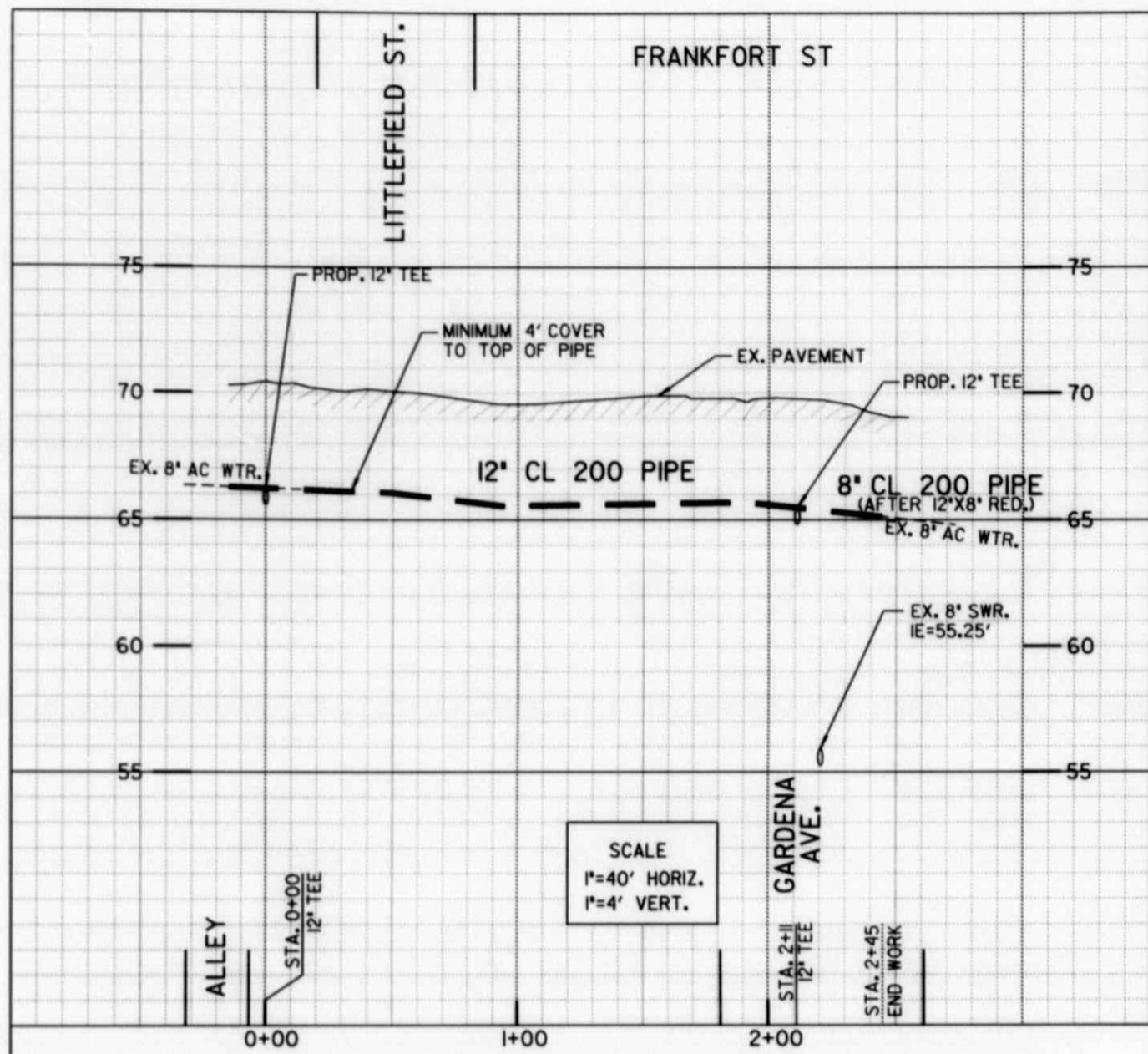
CONTRACTOR'S NOTE:  
USE EXTREME CAUTION WHEN WORKING DUE TO LOW OVERHEAD UTILITY LINES.

CONTRACTOR'S NOTE:  
EXISTING UTILITY CROSSINGS ARE NOT REPRESENTATIVE OF ACTUAL LENGTH OF CONFLICT AREA (SEE PLAN VIEW).

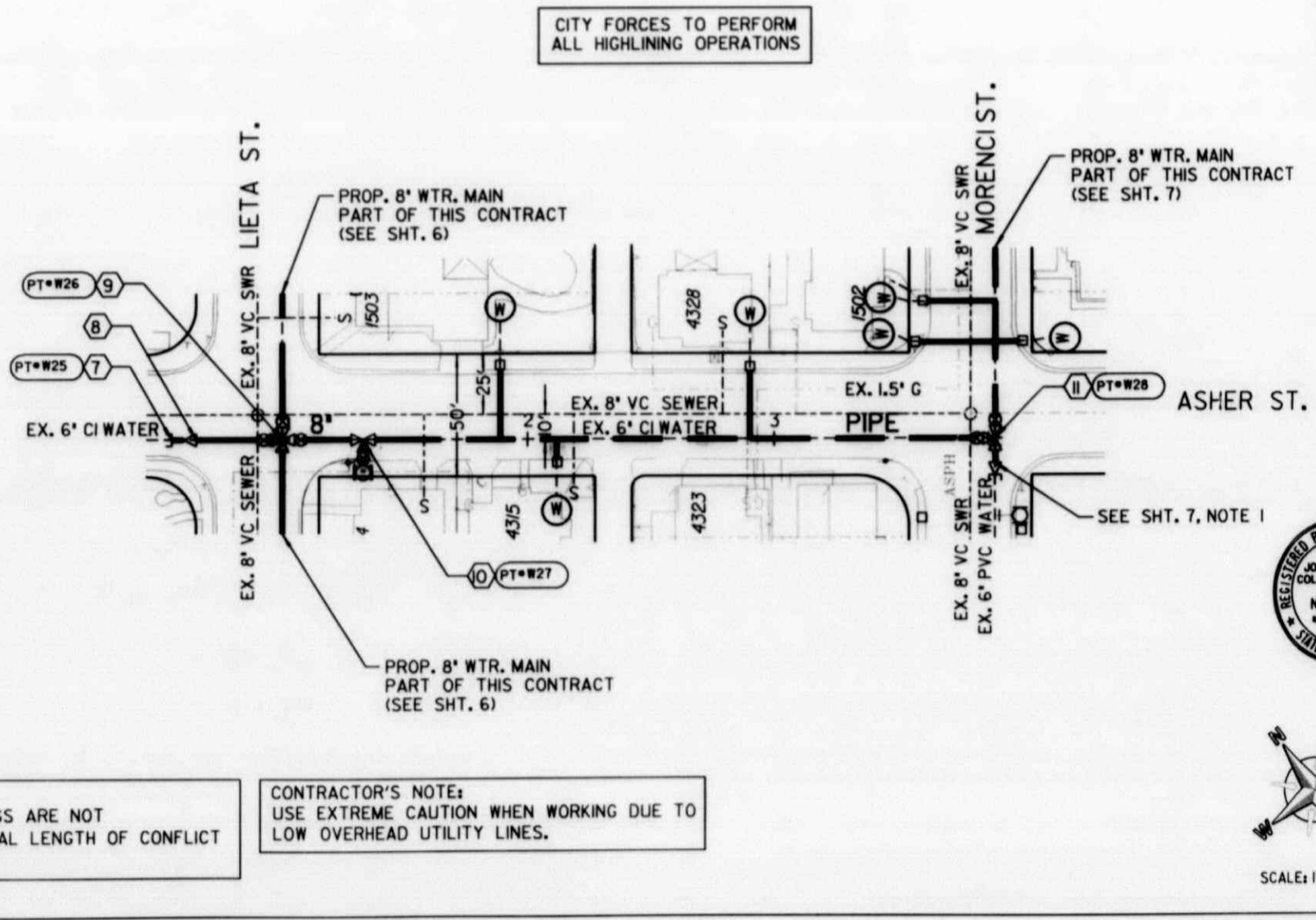
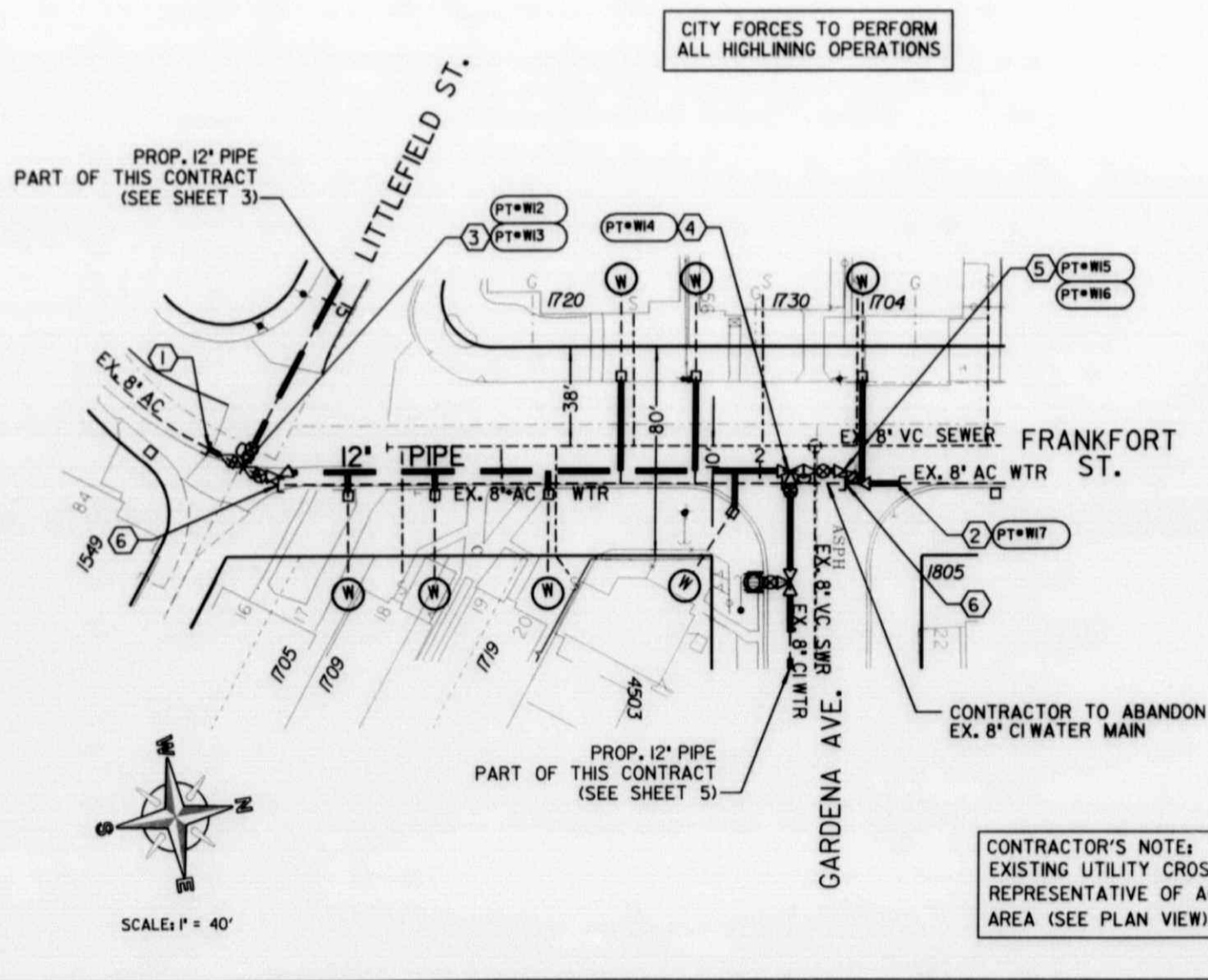


PLANS FOR THE CONSTRUCTION OF WATER AND SEWER GROUP 553			
LITTLEFIELD STREET			
STA. 8+00 TO STA. 15+75			
CITY OF SAN DIEGO, CALIFORNIA	ENGINEERING AND CAPITAL PROJECTS DEPARTMENT	WATER NO. 186221	SEWER NO. 179691
SHEET 03 OF 30 SHEETS		DATE: 3-25-04	
APPROVED BY: [Signature]	DATE: 3-25-04	ASSOCIATE ENGINEER: [Signature]	
DESCRIPTION: ORIGINAL	BY: J.WELLS	DATE: 03.25.04	PROJECT ENGINEER: [Signature]
CONTROL CERTIFICATION		222-1707	
LAMBERT COORDINATES		31594-3-D	
CONTRACTOR: _____	DATE STARTED: _____		
INSPECTOR: _____	DATE COMPLETED: _____		

FILED FROM THE ORIGINAL. BEST QUALITY OBTAINABLE. EXCESSIVE GRAY BACKGROUND MAY CAUSE A POOR QUALITY REPRODUCTION.



- FRANKFORT ST.**
- ① BY CITY FORCES BEFORE CONTRACTOR  
STA. 0+00, 15'± BK  
TEMP. CUT & PLUG OF EX. 8" WTR. MAIN  
RECONNECT AFTER ACCEPTANCE OF NEW MAIN  
CONTRACTOR TO EXPOSE EX. MAIN AND PERFORM  
TRENCH-CAP OPERATIONS AFTER COMPLETION OF  
CITY FORCES WORK
  - ② BY CITY FORCES BEFORE CONTRACTOR  
STA. 2+55  
TEMP. CUT & PLUG OF EX. 8" WTR. MAIN  
RECONNECT AFTER ACCEPTANCE OF NEW MAIN  
CONTRACTOR TO EXPOSE EX. MAIN AND PERFORM  
TRENCH-CAP OPERATIONS AFTER COMPLETION OF  
CITY FORCES WORK.
  - ③ BY CONTRACTOR  
STA. 0+00  
FURNISH & INSTALL:  
1- 12" TEE (F)  
1- 12" FRS GV (F, M, J) AHD  
1- 12" FRS GV (F, M, J) LT  
1- 12" X 8" RED (F, M, J) BK  
5'± 8" PIPE, AHD, BK  
1- 12" X 22.5" BEND (M, J) AHD
  - ④ BY CONTRACTOR  
STA. 2+11.6  
FURNISH & INSTALL:  
1- 12" TEE (F)  
1- 12" FRS GV (F, M, J) RT  
1- 12" X 8" RED (F, M, J) AHD  
1- 8" FRS GV (F, M, J) AHD
  - ⑤ BY CONTRACTOR  
STA. 2+33  
FURNISH & INSTALL:  
1- 8" X 45" BEND (M, J) RT  
7'± 8" PIPE  
1- 8" X 45" BEND (M, J) LT
  - ⑥ BY CONTRACTOR  
STA. 0+08±, 2'± RT  
STA. 2+35±, 5'± RT  
PERM. CUT & PLUG EX. 8" MAIN
- ASHER ST.**
- ⑦ BY CITY FORCES BEFORE CONTRACTOR  
STA. 0+55  
TEMP. CUT & PLUG EX. 6" WTR. MAIN  
RECONNECT AFTER ACCEPTANCE OF NEW MAIN  
CONTRACTOR TO EXPOSE EX. MAIN AND PERFORM  
TRENCH-CAP OPERATIONS AFTER COMPLETION OF  
CITY FORCES WORK
  - ⑧ BY CONTRACTOR  
STA. 0+65  
FURNISH & INSTALL:  
1- 8" X 6" REDUCER (M, J)
  - ⑨ BY CONTRACTOR  
STA. 1+00  
FURNISH & INSTALL:  
1- 8" CROSS (F)  
3- 8" FRS GV (F, M, J) AHD, BK, LT  
35'± 8" PIPE, BK  
1- 8" X 6" REDUCER (F, M, J) BK
  - ⑩ BY CONTRACTOR  
STA. 1+33  
FURNISH & INSTALL:  
1- 8" X 6" TEE (M, J, F)  
1- 6" FH ASSY., RT
  - ⑪ BY CONTRACTOR  
STA. 3+90  
CONNECT TO 8" TEE & VALVE  
(STA. 1+00, SHT. 7 - MORENCI ST.)



**REFERENCE:**  
 WATER: 1311-D; 1312-D; 1316-D; 10602-D; 17245-D; 18028-D; 19238-D;  
 7660-W; WD-124; 7363-69-L; 10167-L; 10072-L; 10073-L; 10074-L  
 SEWER: 1311-D; 1312-D; 1316-D; 10602-D; 10700-D; 7363-69-L; 10167-L;  
 10072-L; 10073-L; 10074-L  
 STORM DRAIN: 6424-D; 16166-D; 8187-L; 10162-L; 3477-AD  
 GAS: 31/675-679, 681, 684-690; 39/36, 37, 38  
 ELECTRIC: 222-1704, 1704B, 1704D; 222-1707  
 CABLE TV: 222-1704  
 TELEPHONE: 308; 310; 312; 3007; 3019; 3038; 3042  
 IMPROVEMENTS: 7358-L; 7359-L; 7360-L  
 FIELD BOOK: D-165-C; E-165-D

**PLANS FOR THE CONSTRUCTION OF  
 WATER AND SEWER GROUP 553  
 FRANKFORT ST. & ASHER ST.  
 STA. 0+00 TO 2+55 / STA. 0+00 TO 4+00**

CITY OF SAN DIEGO, CALIFORNIA		WATER NO.	186221
ENGINEERING AND CAPITAL PROJECTS DEPARTMENT		SEWER NO.	179691
SHEET 04 OF 30 SHEETS		DATE	3-25-04
DESIGNER	BY	APPROVED	DATE
ORIGINAL	J.WELLS		AS 12 28
CONTRACTOR		DATE STARTED	
INSPECTOR		DATE COMPLETED	31594-4-D

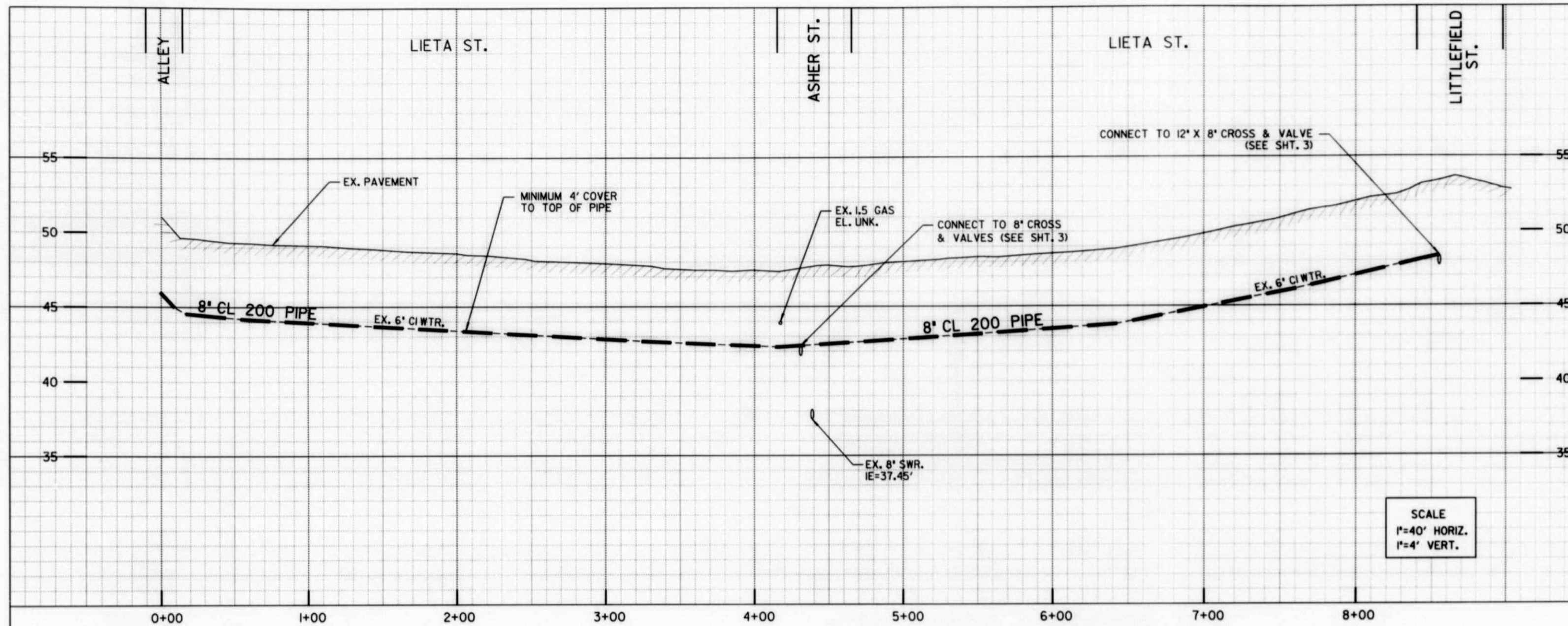
**CONTRACTOR'S NOTE:**  
 EXISTING UTILITY CROSSINGS ARE NOT REPRESENTATIVE OF ACTUAL LENGTH OF CONFLICT AREA (SEE PLAN VIEW).

**CONTRACTOR'S NOTE:**  
 USE EXTREME CAUTION WHEN WORKING DUE TO LOW OVERHEAD UTILITY LINES.

FILMED FROM THE ORIGINAL. BEST QUALITY OBTAINABLE. EXCESSIVE GRAY BACKGROUND MAY CAUSE A POOR QUALITY REPRODUCTION.



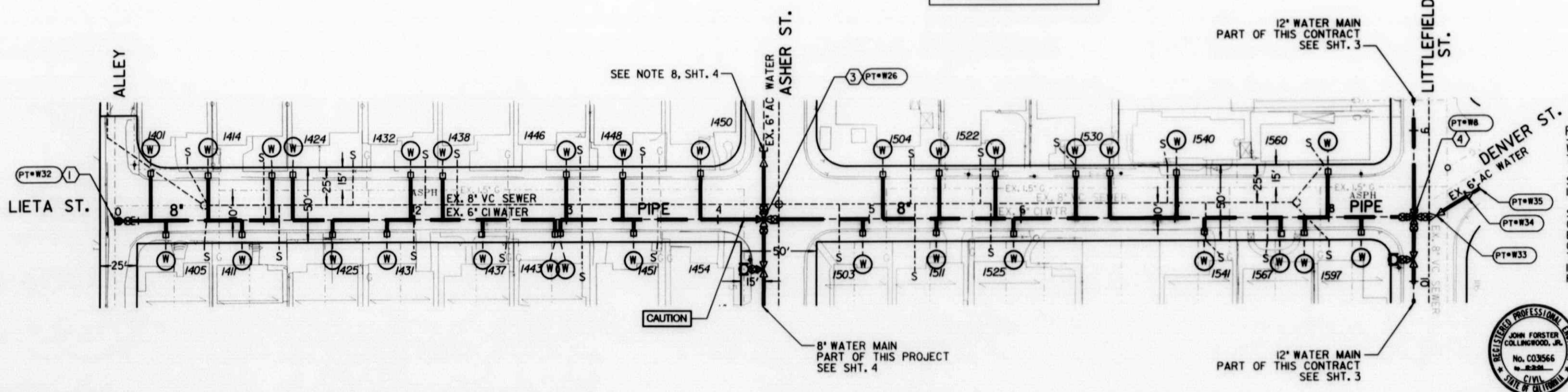
FRANKFORT ST. & ASHER ST.



- ① BY CONTRACTOR  
STA. 0+00  
REMOVE EXIST. BLOW-OFF ASSY.
- ② BY CONTRACTOR  
STA. 0+22.7  
FURNISH & INSTALL:  
1- 8" X 6" TEE (MJ, F, F)  
1- 6" FH ASSY., RT  
1- 8" BLIND-FLANGE, BK
- ③ BY CONTRACTOR  
STA. 4+30.2  
CONNECT TO 8" CROSS/VALVE  
(SEE SHT. 3)
- ④ BY CONTRACTOR  
STA. 8+55.5  
CONNECT TO 12" X 8" CROSS/VALVE  
(SEE SHT. 3)

SCALE  
1"=40' HORIZ.  
1"=4' VERT.

CITY FORCES TO PERFORM  
ALL HIGHLINING OPERATIONS



REFERENCE:  
WATER: 1311-D; 1312-D; 1316-D; 10602-D; 17245-D; 18028-D; 19238-D;  
7660-W; WD-124; 7363-69-L; 10167-L; 10072-L; 10073-L; 10074-L  
SEWER: 1311-D; 1312-D; 1316-D; 10602-D; 10700-D; 7363-69-L; 10167-L;  
10072-L; 10073-L; 10074-L  
STORM DRAIN: 6424-D; 16166-D; 8187-L; 10162-L; 3477-AD  
GAS: 31/675-679, 681, 684-690; 39/36, 37, 38  
ELECTRIC: 222-1704, 1704B, 1704D; 222-1707  
CABLE TV: 222-1704  
TELEPHONE: 308; 310; 312; 3007; 3019; 3038; 3042  
IMPROVEMENTS: 7358-L; 7359-L; 7360-L  
FIELD BOOK: D-165-C; E-165-D



SCALE: 1" = 40'

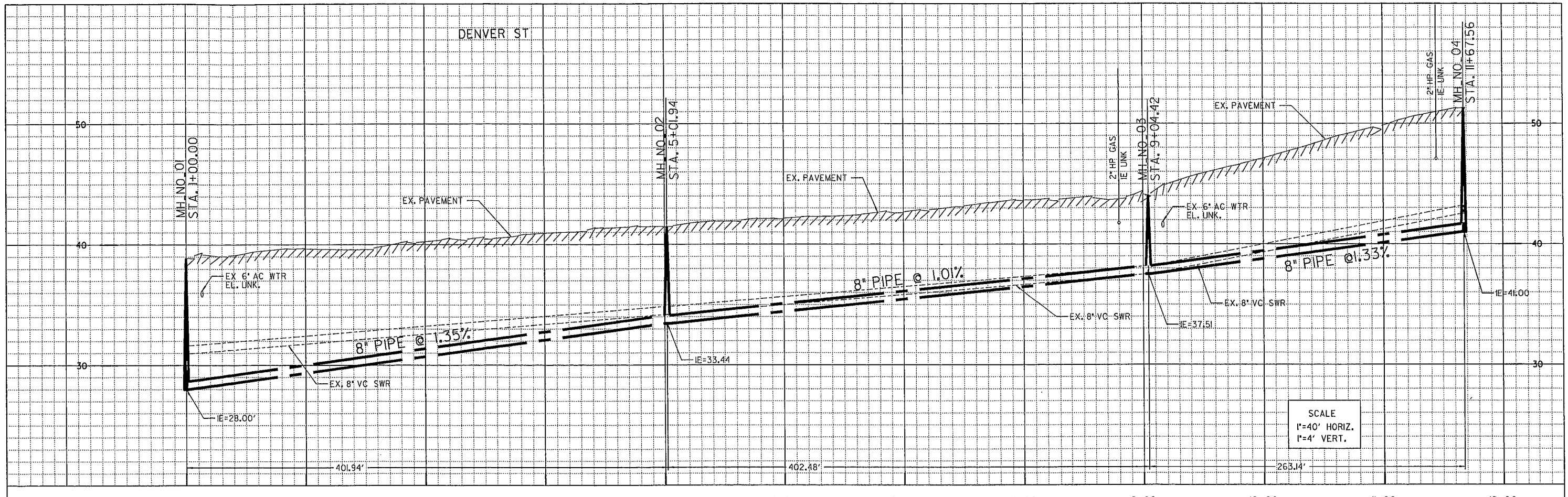
CONTRACTOR'S NOTE:  
USE EXTREME CAUTION WHEN WORKING DUE TO  
LOW OVERHEAD UTILITY LINES.

CONTRACTOR'S NOTE:  
EXISTING UTILITY CROSSINGS ARE NOT  
REPRESENTATIVE OF ACTUAL LENGTH OF CONFLICT  
AREA (SEE PLAN VIEW).

<b>PLANS FOR THE CONSTRUCTION OF WATER AND SEWER GROUP 553 LIETA STREET STA. 0+00 TO 8+55</b>			
CITY OF SAN DIEGO, CALIFORNIA ENGINEERING AND CAPITAL PROJECTS DEPARTMENT SHEET 06 OF 30 SHEETS		WATER N.O. 186221	SEWER N.O. 179691
DATE 3-25-04	DATE 3-25-04	PROJECT ENGINEER <i>John Wells</i>	
DESCRIPTION ORIGINAL	BY J.WELLS	APPROVED <i>John Wells</i>	FILED JL 3/24
CONTRACTOR INSPECTOR		DATE STARTED	DATE COMPLETED
		CONTROL CERTIFICATION 222-1704 LAMBERT COORDINATES 31594-6-D	

FILMED FROM THE ORIGINAL. BEST QUALITY  
REPRODUCTION. EXCESSIVE GRAY BACKGROUND  
MAY CAUSE A POOR QUALITY REPRODUCTION.





SCALE  
 1"=40' HORIZ.  
 1"=4' VERT.

ESTIMATED PALEONTOLOGICAL MONITORING LIMITS		
BEGINNING STATION	ENDING STATION	APPROXIMATE LF
1+00.00	8+00.00	700.00
9+40.00	11+68.00	228.00

NOTE: ACTUAL LIMITS SHALL BE DETERMINED BY THE PI/MONITOR(S) PRIOR TO CONSTRUCTION AND SHALL BE CONSISTENT WITH THE MITIGATION AND MONITORING REPORTING PROGRAM (MMRP) FOR THE PROJECT.

8" PIPE INCLUDED IN THIS CONTRACT SEE SHEET 16

SEE SHT 3 FOR DETAIL

8" PIPE INCLUDED IN THIS CONTRACT SEE SHEET 3

8" PIPE INCLUDED IN THIS CONTRACT SEE SHEET 4

2" HP GAS

CAUTION

MH NO. 04  
 STA. 11+67.56  
 STA. 1+00.00 SEE SHT 03  
 STA. 1+00.00 SEE SHT 04  
 STA. 1+00.00 SEE SHT 16

CAUTION

ASHTON ST

NAPIER ST

8" PIPE

EX. 6" AC WTR

EX. 8" VC SWR

EX. 2" HP GAS

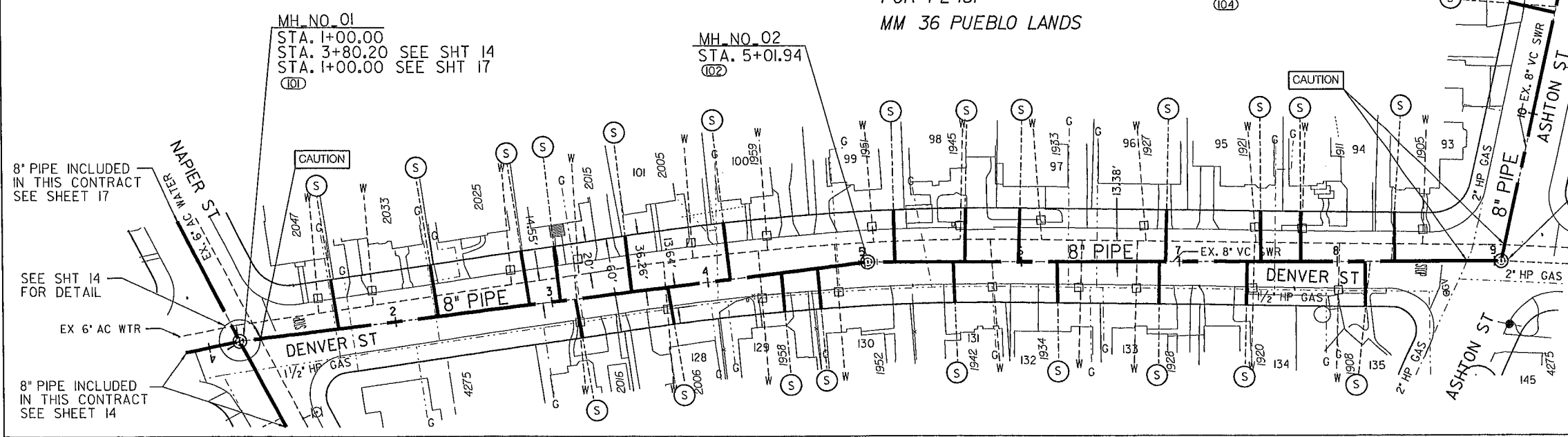
MH NO. 03  
 STA. 9+04.42

SCALE 1" = 40'

C-1

REFERENCE:  
 WATER: 13H-D  
 SEWER: 13H-D  
 STORM DRAIN: N/A  
 GAS: 39-8, 39-9, 39-10  
 ELECTRIC: N/A  
 CABLE TV: N/A  
 TELEPHONE: N/A  
 IMPROVEMENTS: N/A

RETIREMENTS:  
 8" - VC - 799.14' - 1900  
 MH: 4X3, 3, 1900  
 4" LATERAL - 23 - (VC) - 1900



SEWER GROUP 756  
 DENVER STREET  
 NAPIER STREET TO ASHTON STREET

CITY OF SAN DIEGO, CALIFORNIA  
 ENGINEERING AND CAPITAL PROJECTS DEPARTMENT  
 SHEET 2 OF 36 SHEETS

WATER MBS: N/A  
 SEWER MBS: B-00363

APPROVED: [Signature] 10/29/2010  
 FOR CITY ENGINEER DATE

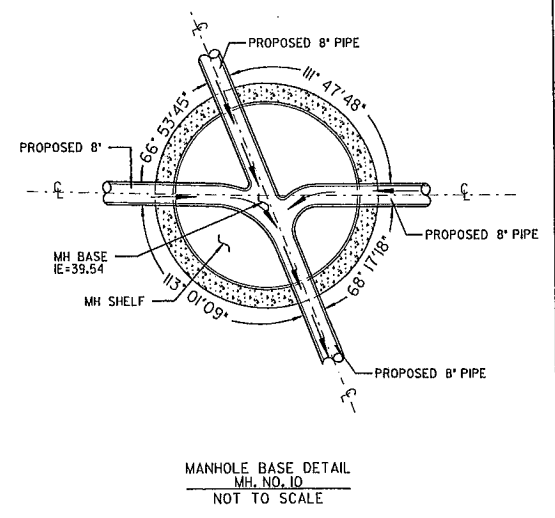
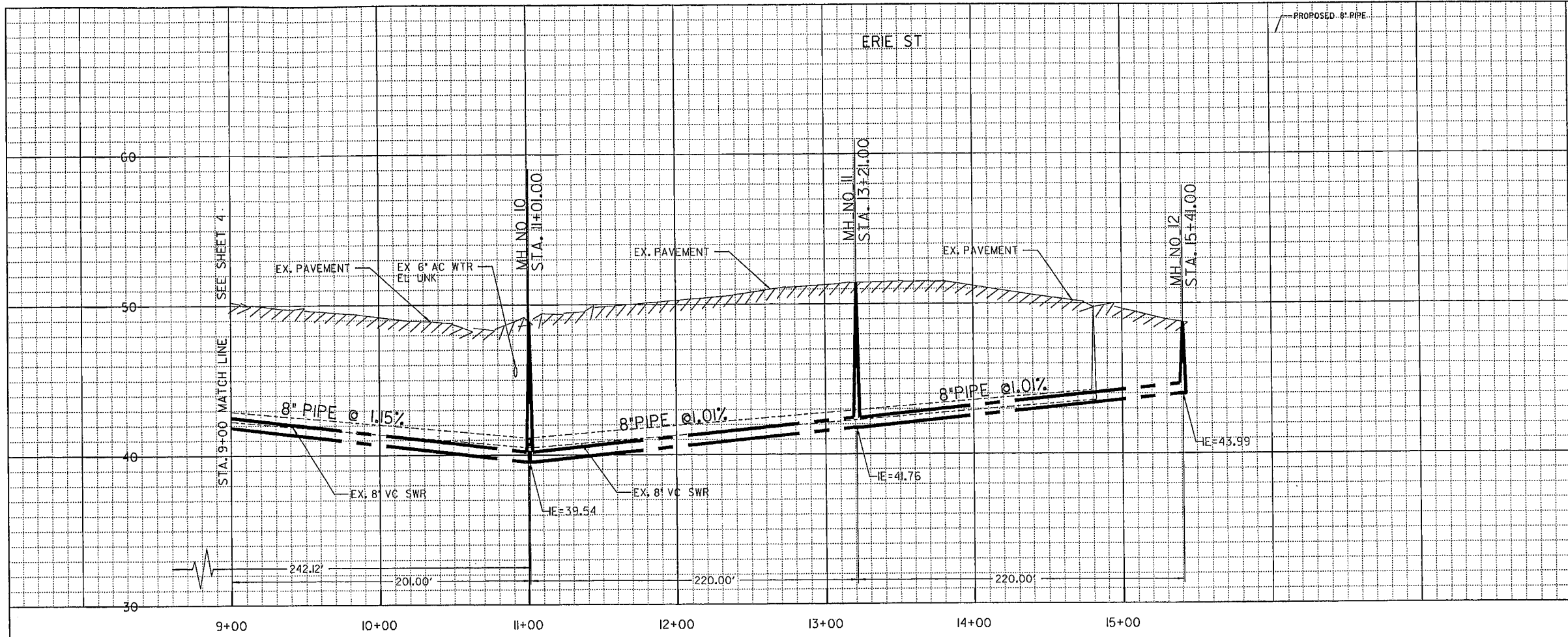
DESIGNED BY: AAS  
 DATE: 10/29/2010

ORIGINAL BY: AAS

AS-BUILT PER CITY INSPECTOR: [Signature]

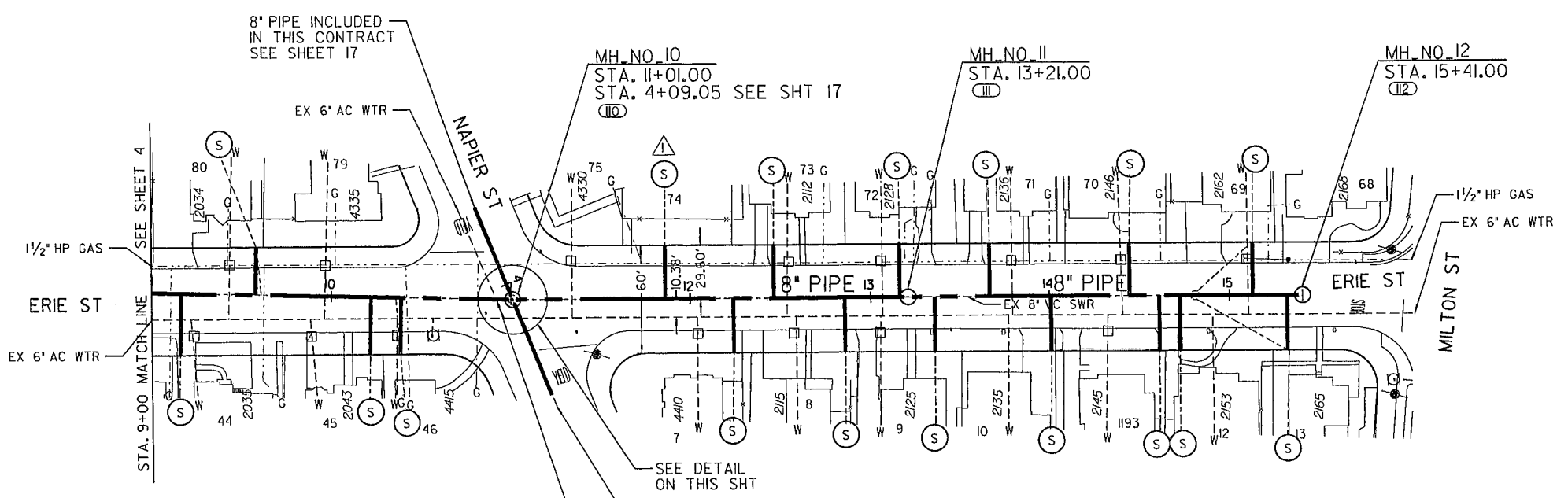
CONTRACTOR: IC CONSTRUCTION  
 DATE STARTED: 05-08-11  
 INSPECTOR: EDDY WIRONO DATE COMPLETED: 12-21-12

WATER MBS: N/A  
 SEWER MBS: B-00363  
 DESIGNED BY: LUIS SCHAAR  
 ASSOCIATE ENGINEER  
 PROJECT ENGINEER: JING DEBELISO  
 222-1701  
 CC837 COORDINATE  
 6262407, 1862444  
 CC838 COORDINATE  
 32122-02-D



SCALE  
 1"=40' HORIZ.  
 1"=4' VERT.

ERIE STREET



- REFERENCE:**
- WATER: 1311-D
  - SEWER: 1311-D
  - STORM DRAIN: N/A
  - GAS: 39-16, 39-16
  - ELECTRIC: N/A
  - CABLE TV: N/A
  - TELEPHONE: N/A
  - IMPROVEMENTS: N/A
- RETIREMENTS:**
- 8" - VC - 480.75' - 1900
  - MH: 4X3, I, 1900
  - 4" LATERAL - 17 - (VC) - 1900

ESTIMATED PALEONTOLOGICAL MONITORING LIMITS		
BEGINNING STATION	ENDING STATION	APPROXIMATE LF
9+00.00	15+41.00	641.00

NOTE: ACTUAL LIMITS SHALL BE DETERMINED BY THE PI/MONITOR(S) PRIOR TO CONSTRUCTION AND SHALL BE CONSISTENT WITH THE MITIGATION AND MONITORING REPORTING PROGRAM (MMRP) FOR THE PROJECT.

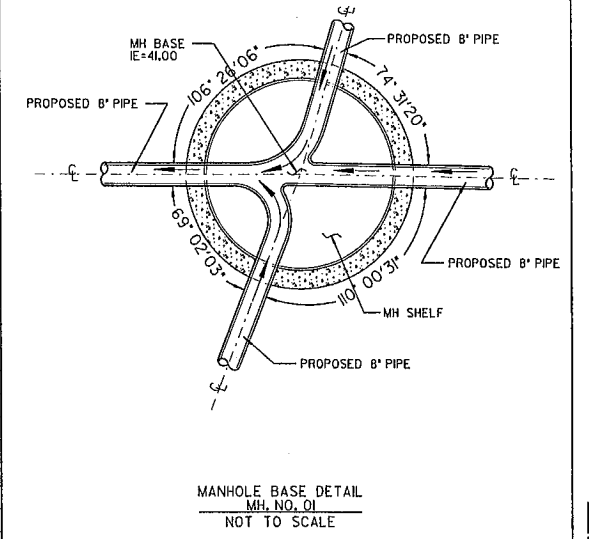
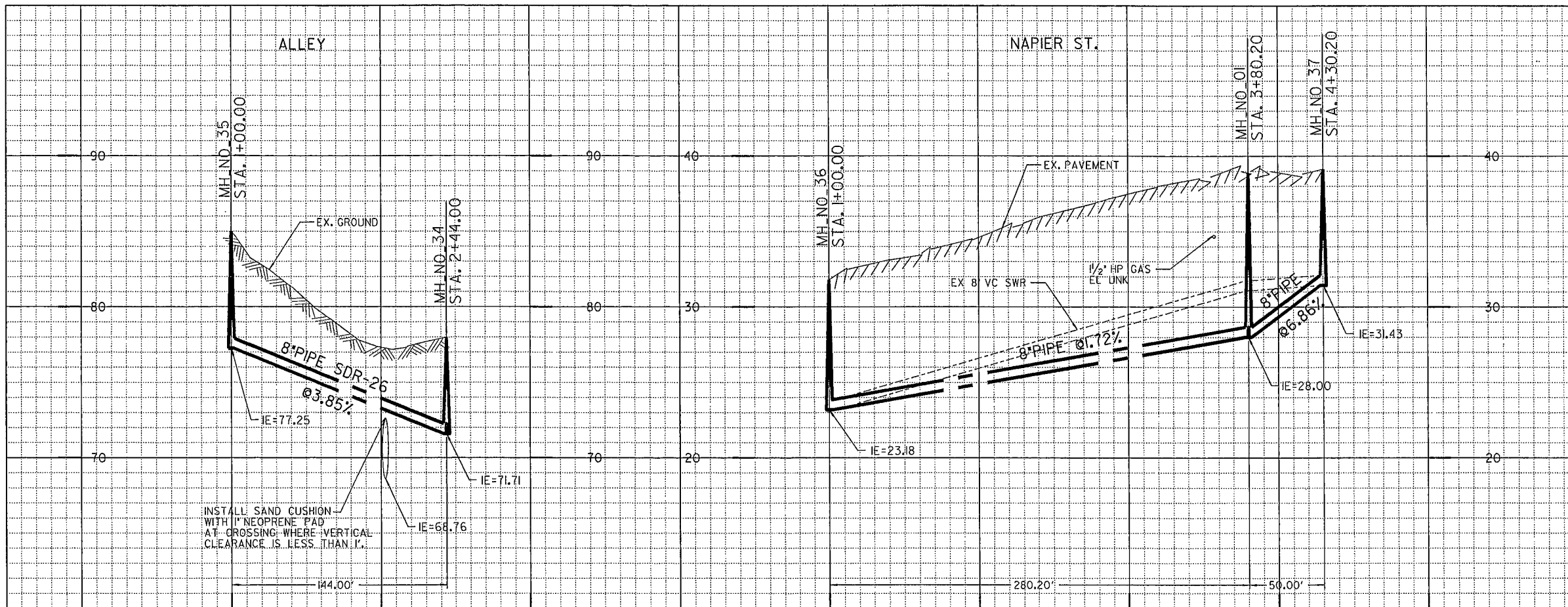
3  
 POR PL 181  
 MM 36 PUEBLO LANDS



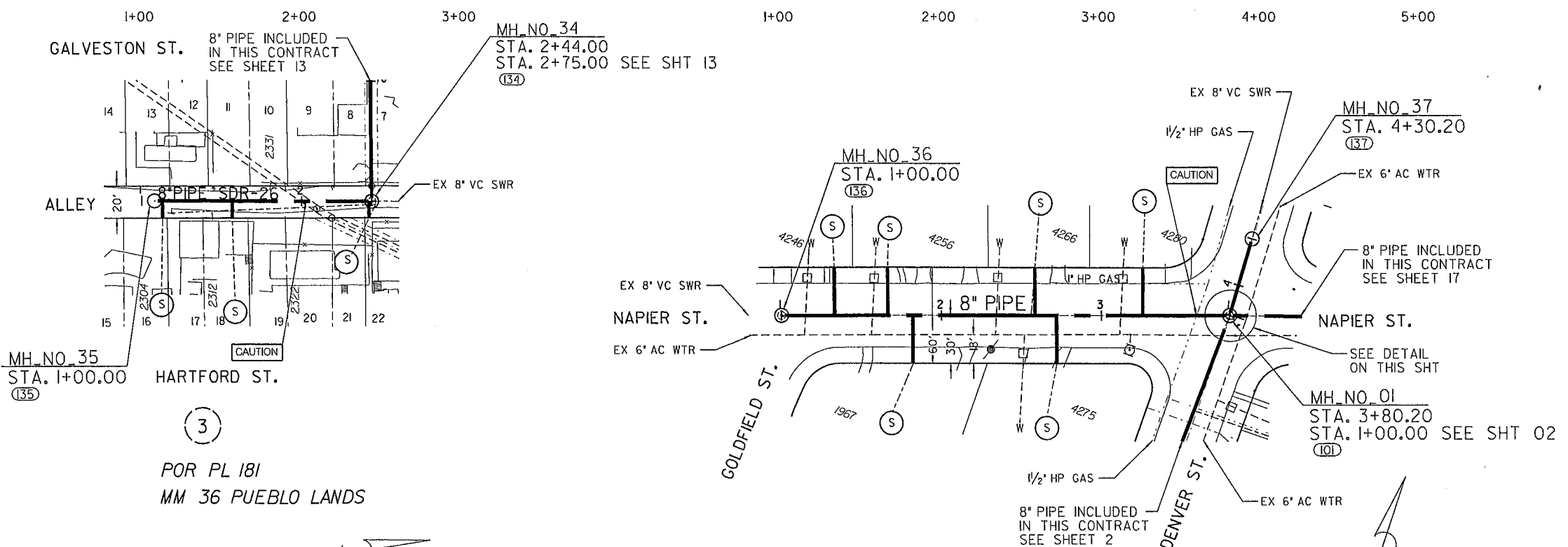
SEWER GROUP 756			
ERIE STREET			
STA 9+00.00 TO MILTON STREET			
CITY OF SAN DIEGO, CALIFORNIA ENGINEERING AND CAPITAL PROJECTS DEPARTMENT SHEET 5 OF 36 SHEETS		WATER WBS: N/A	SEWER WBS: B-00363
APPROVED FOR CITY ENGINEER: <i>[Signature]</i>	DATE: 10/29/2010	DRAWN BY: LUIS SCHAAR ASSOCIATE ENGINEER	
DESCRIPTION: ORIGINAL	BY: AAS	APPROVED:	DATE: FILMED:
PROJECT ENGINEER: JING DEBELISO		PROJECT ENGINEER: JING DEBELISO	
PROJECT NUMBER: 222-1707		PROJECT NUMBER: 222-1707	
COORDINATOR: CC827		COORDINATOR: CC827	
AS-BUILT PER CITY INSPECTOR: EW/AA	DATE: 12-21-12	PROJECT NUMBER: 6268407, 1862444	
CONTRACTOR: IC CONSTRUCTION		DATE STARTED: 06-08-11	DATE COMPLETED: 12-21-12
INSPECTOR: EDDY WARD		PROJECT NUMBER: 32122-05-D	

AS-BUILT





SCALE  
1"=40' HORIZ.  
1"=4' VERT.



- REFERENCE:**
- WATER: 15920-2-D
  - SEWER: 15920-2-D
  - STORM DRAIN: 6155-D
  - GAS: 39-73
  - ELECTRIC: 226-1707-A, 226-1707-C, 226-1707-D
  - CABLE TV: N/A
  - TELEPHONE: 3012
  - IMPROVEMENTS: N/A
- RETIREMENTS:**
- 8" VC - 553.08' - 1900
  - MH: 4X3, 3, 1900
  - 4" LATERAL - 9 - (VC) - 1900

C-13

SEWER GROUP 756			
ALLEY AND HARTFORD STREET			
STA 1+00.00 TO STA 2+44.00			
CITY OF SAN DIEGO, CALIFORNIA			
ENGINEERING AND CAPITAL PROJECTS DEPARTMENT			
SHEET 14 OF 36 SHEETS			
APPROVED BY <i>[Signature]</i> FOR CITY ENGINEER	DATE 10/29/2010	DESIGNED BY LUIS SCHAAR ASSOCIATE ENGINEER	PROJECT ENGINEER JING DEBELISO
DESCRIPTION ORIGINAL	BY AAS	APPROVED DATE	FILMED
AS-BUILT PER CITY INSPECTOR	EW/AA	[Signature]	
CONTRACTOR TEC CONSTRUCTION			DATE STARTED 06-08-11
INSPECTOR EDDY HUBBARD			DATE COMPLETED 12-21-12
			32122-14-D

ESTIMATED PALEONTOLOGICAL MONITORING LIMITS		
BEGINNING STATION	ENDING STATION	APPROXIMATE LF
1+00.00	4+30.00	330.00

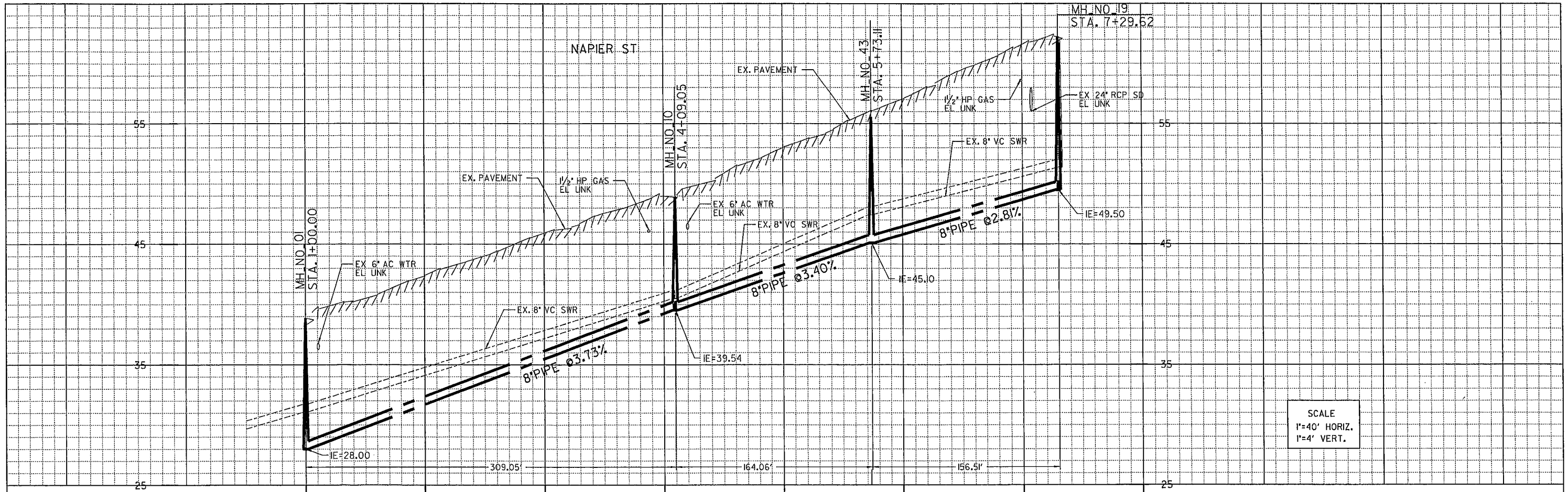
NOTE: ACTUAL LIMITS SHALL BE DETERMINED BY THE PI/MONITOR(S) PRIOR TO CONSTRUCTION AND SHALL BE CONSISTENT WITH THE MITIGATION AND MONITORING REPORTING PROGRAM (MMRP) FOR THE PROJECT.

CONTRACTOR'S NOTE:  
USE EXTREME CAUTION WHEN WORKING DUE TO LOW OVERHEAD UTILITY LINES.

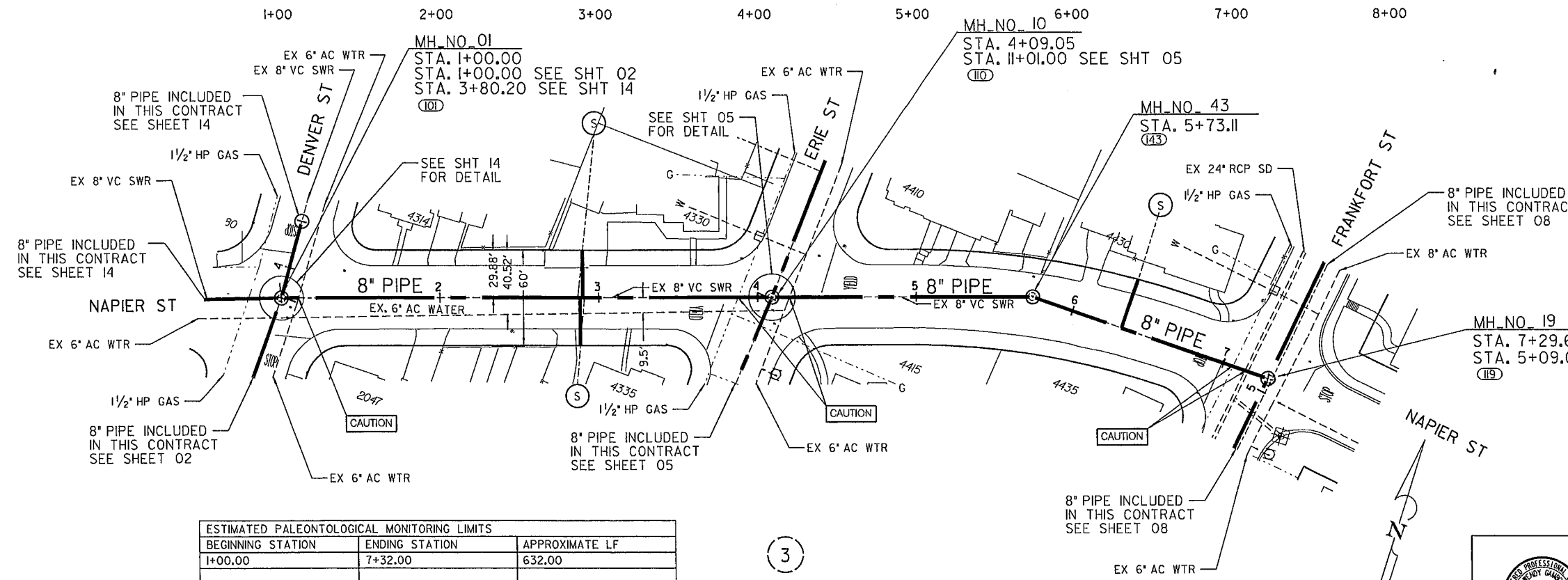
SCALE 1" = 40'

SCALE 1" = 40'





SCALE  
1"=40' HORIZ.  
1"=4' VERT.



REFERENCE:  
WATER: 1311-D  
SEWER: 1311-D  
STORM DRAIN: 9358-L  
GAS: 39-7  
ELECTRIC: N/A  
CABLE TV: N/A  
TELEPHONE: N/A  
IMPROVEMENTS: N/A

RETIREMENTS:  
8" - VC - 632.05' - 1900  
MH: 4X3, 4, 1900  
4" LATERAL - 3 - (VC) - 1900

ESTIMATED PALEONTOLOGICAL MONITORING LIMITS		
BEGINNING STATION	ENDING STATION	APPROXIMATE LF
1+00.00	7+32.00	632.00

CONTRACTOR'S NOTE:  
USE EXTREME CAUTION WHEN WORKING DUE TO  
LOW OVERHEAD UTILITY LINES.

NOTE: ACTUAL LIMITS SHALL BE DETERMINED BY THE PI/MONITOR(S) PRIOR  
TO CONSTRUCTION AND SHALL BE CONSISTENT WITH THE MITIGATION AND  
MONITORING REPORTING PROGRAM (MMRP) FOR THE PROJECT.

3  
POR PL 181  
MM 36 PUEBLO LANDS

C-16

SEWER GROUP 756  
NAPIER STREET  
DENVER STREET TO FRANKFORT STREET

CITY OF SAN DIEGO, CALIFORNIA  
ENGINEERING AND CAPITAL PROJECTS DEPARTMENT  
SHEET 17 OF 36 SHEETS

APPROVED: *[Signature]* 10/29/2010  
FOR CITY ENGINEER DATE

WATER WBS: N/A  
SEWER WBS: B-00363

SUBMITTED BY: LUIS SCHAAER  
ASSOCIATE ENGINEER

DESCRIPTION	BY	APPROVED	DATE	FILED
ORIGINAL	AAS			

PROJECT ENGINEER: JING DEBELISO  
222-1707  
CC827 COORDINATE

AS-BUILT PER CITY INSPECTOR: EW/AA *[Signature]*  
6268407, 1862444  
CC883 COORDINATE

CONTRACTOR TO CONSTRUCTION DATE STARTED: 06-08-11  
INSPECTOR: EDDY WIDONO DATE COMPLETED: 12-21-12  
32133-17-D



SCALE 1" = 40'

NAPIER STREET

# MAP NO. 11330

SHEET 1 OF 3 SHEETS

I, DAN S. BIGGS, A REGISTERED CIVIL ENGINEER OF THE STATE OF CALIFORNIA, HEREBY CERTIFY THAT THE SURVEY OF THIS SUBDIVISION WAS MADE BY ME OR UNDER MY DIRECTION BETWEEN OCTOBER 2, 1980 AND OCTOBER 7, 1980, AND THAT SAID SURVEY IS TRUE AND COMPLETE AS SHOWN, THAT ALL STAKES, MONUMENTS, AND MARKS FOUND TOGETHER WITH THOSE SET ARE OF THE CHARACTER INDICATED AND OCCUPY THE POSITIONS SHOWN THEREON, AND ALL SUCH MONUMENTS ARE SUFFICIENT TO ENABLE THE SURVEY TO BE RETRACED. (SEE LEGEND ON SHEET NO. 2).

DAN S. BIGGS No. 26112 DATED: 7/18/82

## 1550 GOLDFIELD STREET

BEING A SUBDIVISION OF LOT 1 OF BAY PARK TERRACE, IN THE CITY OF SAN DIEGO, COUNTY OF SAN DIEGO, STATE OF CALIFORNIA, ACCORDING TO MAP THEREOF NO. 839, FILED IN THE OFFICE OF THE COUNTY RECORDER OF SAN DIEGO COUNTY, DECEMBER 12, 1966  
SUBDIVISION GUARANTEE BY CHICAGO TITLE INSURANCE COMPANY ORDER NO 19543-1



WE HEREBY CERTIFY THAT WE ARE THE MEMBERS OF THE INTERESTED IN THE LAND EMBRACED WITHIN THE SUBDIVISION TO BE KNOWN AS 1550 GOLDFIELD STREET, AND WE HEREBY CONSENT TO THE PREPARATION AND RECORDATION OF THIS MAP, CONSISTING OF 3 SHEETS AND DESCRIBED IN THE CAPTION THEREOF.

THIS IS A MAP OF A CONDOMINIUM PROJECT AS DEFINED IN SECTION 1350 OF THE CIVIL CODE OF THE STATE OF CALIFORNIA, AND IS FILED PURSUANT TO THE SUBDIVISION MAP ACT.

HOWARD H CHANG AND TAO TAO CHANG, AS OWNERS

*Fukong Tsung*  
*Jean Tsung*  
*Howard H Chang*  
*Tao Tao Chang*

STATE OF CALIFORNIA )  
COUNTY OF SAN DIEGO )

ON THIS 5th DAY OF December IN THE YEAR 1983 BEFORE ME, A NOTARY PUBLIC IN AND FOR SAID COUNTY AND STATE, PERSONALLY APPEARED FUKONG TSUNG AND JEAN TSUNG PERSONALLY KNOWN TO ME, WHO PROVED TO ME ON THE BASIS OF SATISFACTORY EVIDENCE TO BE THE PERSONS WHOSE NAMES ARE SUBSCRIBED TO THIS INSTRUMENT AND ACKNOWLEDGED THAT THEY EXECUTED IT.

My Commission Expires on July 14, 1987.

HOME FEDERAL SAVINGS AND LOAN ASSOCIATION OF SAN DIEGO A CORPORATION AS TRUSTEE UNDER DEED OF TRUST RECORDED REGISTER 14, 1977 AS FILE NO. 77-75437 OF OFFICIAL RECORDS

BY B. Marjorie Webb BY Mary A. Beatty  
B. Marjorie Webb Assistant Vice President Mary A. Beatty, ASST Vice President

CFS SERVICE CORPORATION, A CORPORATION AS TRUSTEE UNDER DEED OF TRUST RECORDED JULY 12, 1983 AS FILE/PAGE NO. 83-236651 OF OFFICIAL RECORDS

BY Wayne A. Roe BY LLANA D. HALL  
TITLE PRESIDENT TITLE Vice President

WEBB SERVICE COMPANY, INC., A CORPORATION, AS LESSEE UNDER MEMORANDUM OF LEASE RECORDED DECEMBER 9, 1977 AS FILE/PAGE NO. 77-510533 OF OFFICIAL RECORDS

BY Stephen C. Meyer  
TITLE VP  
STEPHEN C. MEYER

STATE OF CALIFORNIA )  
COUNTY OF SAN DIEGO )

ON THIS 10th DAY OF December IN THE YEAR 1983 BEFORE ME, A NOTARY PUBLIC IN AND FOR SAID COUNTY AND STATE, PERSONALLY APPEARED HOWARD H CHANG AND TAO TAO CHANG PERSONALLY KNOWN TO ME, WHO PROVED TO ME ON THE BASIS OF SATISFACTORY EVIDENCE TO BE THE PERSONS WHOSE NAMES ARE SUBSCRIBED TO THIS INSTRUMENT AND ACKNOWLEDGED THAT THEY EXECUTED IT.

Cynthia A. Kopper  
NOTARY PUBLIC IN AND FOR SAID COUNTY AND STATE

My Commission Expires on December 19, 1986.

STATE OF CALIFORNIA )  
COUNTY OF SAN DIEGO )

ON THIS 13th DAY OF January 1982, BEFORE ME, THE UNDERSIGNED, NOTARY PUBLIC IN AND FOR SAID COUNTY AND STATE, PERSONALLY APPEARED B. Marjorie Webb AND Mary A. Beatty KNOWN TO ME TO BE AN Assistant Vice President OF THE FEDERAL SAVINGS AND LOAN ASSOCIATION OF SAN DIEGO, A CALIFORNIA CORPORATION, THE CORPORATION THAT EXECUTED THE WITHIN INSTRUMENT AS TRUSTEE AND KNOWN TO ME TO BE THE PERSONS WHO EXECUTED THE WITHIN INSTRUMENT ON BEHALF OF SAID CORPORATION, AND ACKNOWLEDGED TO ME THAT SAID CORPORATION EXECUTED THE SAME AS TRUSTEE, PURSUANT TO ITS BYLAWS OR A RESOLUTION OF ITS BOARD OF DIRECTORS.

IN WITNESS WHEREOF, I HAVE HEREUNTO SET MY HAND AND AFFIXED MY NOTARIAL SEAL, THE DAY AND YEAR IN THIS CERTIFICATE FIRST ABOVE WRITTEN.

My Commission Expires 12-23  
Katherine S. Capelano

NOTARY PUBLIC IN AND FOR SAID COUNTY AND STATE

STATE OF CALIFORNIA )  
COUNTY OF LOS ANGELES )

ON THIS 18th DAY OF MAY IN THE YEAR 1984 BEFORE ME A NOTARY PUBLIC IN AND FOR SAID COUNTY AND STATE PERSONALLY APPEARED WAYNE A. ROE AND LLANA D. HALL PERSONALLY KNOWN TO ME, WHO PROVED TO ME ON THE BASIS OF SATISFACTORY EVIDENCE TO BE THE PERSONS WHO EXECUTED THE WITHIN INSTRUMENT AS PRESIDENT AND VICE PRESIDENT RESPECTIVELY ON BEHALF OF THE CORPORATION THEREIN NAMED AND ACKNOWLEDGED TO ME THAT THE CORPORATION EXECUTED IT AS TRUSTEE.

Melvin L. Boyd  
NOTARY PUBLIC IN AND FOR SAID COUNTY AND STATE

STATE OF CALIFORNIA )  
COUNTY OF SAN DIEGO )

ON THIS 6th DAY OF APRIL IN THE YEAR 1984 BEFORE ME A NOTARY PUBLIC IN AND FOR SAID COUNTY AND STATE PERSONALLY APPEARED STEPHEN C. MEYER PERSONALLY KNOWN TO ME, WHO PROVED TO ME ON THE BASIS OF SATISFACTORY EVIDENCE TO BE THE PERSON WHO EXECUTED THE WITHIN INSTRUMENT AS LESSEE UNDER MEMORANDUM OF LEASE RECORDED DECEMBER 9, 1977 AS FILE/PAGE NO. 77-510533 OF OFFICIAL RECORDS AND ACKNOWLEDGED TO ME THAT THE CORPORATION EXECUTED IT AS LESSEE.

Sienna K. Martini  
NOTARY PUBLIC IN AND FOR SAID COUNTY AND STATE

My Commission Expires on 14th March, 1985

STATE OF CALIFORNIA )  
COUNTY OF SAN DIEGO )

I, CHARLES C. ABDELNOUR, CITY CLERK OF THE CITY OF SAN DIEGO, CALIFORNIA, HEREBY CERTIFY THAT, BY RESOLUTION NO. 801616 THE COUNCIL OF SAID CITY HAS APPROVED THIS MAP OF 1550 GOLDFIELD STREET, CONSISTING OF 3 SHEETS AND DESCRIBED IN THE CAPTION THEREOF.

Norman J. Chagnon  
DIRECTOR OF THE DEPARTMENT

I, CHARLES C. ABDELNOUR, CITY CLERK OF THE CITY OF SAN DIEGO, CALIFORNIA, HEREBY CERTIFY THAT, BY RESOLUTION NO. 801616 THE COUNCIL OF SAID CITY HAS APPROVED THIS MAP OF 1550 GOLDFIELD STREET, CONSISTING OF 3 SHEETS AND DESCRIBED IN THE CAPTION THEREOF.

THE SAID COUNCIL HAS CAUSED THESE RESOLUTIONS TO BE BY THE CITY CLERK AND ATTESTED THIS 10th DAY OF September 1984

John D. Butler  
DEPUTY



MC CONNY M JAMISON CITY TREASURER, 110 THOMAS O MEADE STREET SUPERINTENDENT, BOTH OF THE CITY OF SAN DIEGO, CALIFORNIA, HEREBY CERTIFY THAT THERE ARE NO UNPAID BONDS ISSUED UNDER THE STREET IMPROVEMENT ACTS OF THE STATE OF CALIFORNIA AGAINST THE TRACT, OR SUBDIVISION OR ANY PART THEREOF, AS SHOWN ON THE ANNEXED MAP CONSISTING OF 3 SHEETS AND DESCRIBED IN THE CAPTION THEREOF.

CONNY M JAMISON BY Eaton  
CITY TREASURER DEPUTY  
THOMAS O MEADE BY Thomas O Meade  
STREET SUPERINTENDENT DEPUTY

I, CITY ENGINEER OF THE CITY OF SAN DIEGO, CALIFORNIA, HEREBY CERTIFY THAT I HAVE EXAMINED THE DESIGN AND FOUND THAT THE DESIGN IS SUBSTANTIALLY AS SHOWN AS IT APPEARED ON THE TENTATIVE MAP AND DOES NOT REQUIRE ALTERATIONS THEREOF; THAT ALL THE PROVISIONS OF THE SUBDIVISION MAP ACT OF THE STATE OF CALIFORNIA, AND OF ANY LOCAL ORDINANCE OF SAID CITY APPLICABLE AT THE TIME OF THE APPROVAL OF THE TENTATIVE MAP HAVE BEEN COMPLIED WITH, AND I AM SATISFIED THAT THIS MAP IS TECHNICALLY CORRECT. I HEREBY APPROVE THIS MAP.

J.P. CASEY BY C.R. Seelbach  
CITY ENGINEER DEPUTY  
DATED: 8-13-84

APPROVED AND RECOMMENDED THIS 20th DAY OF August 1984, AFTER EXAMINATION OF THIS MAP BY  
DIRECTOR PLANNING

JACK VAN CLEAVE  
PLANNING DIRECTOR

APPROVED THIS 27 DAY OF AUGUST, 1984 AFTER EXAMINATION OF MAP AND CERTIFICATES THE

JOHN W. WITT BY Fredrick Claus  
CITY ATTORNEY CHIEF DEPUTY

I, PORTER D. CREMANS, CLERK OF THE BOARD OF SUPERVISORS, HEREBY CERTIFY THAT THE PROVISIONS OF THE SUBDIVISION MAP ACT (DIVISION 2 OF TITLE 7 OF THE GOVERNMENT CODE) REGARDING (A) DEPOSITS FOR TAXES AND (B) CERTIFICATION OF THE ABSENCE OF LIENS FOR UNPAID STATE, COUNTY, MUNICIPAL OR LOCAL TAXES OR SPECIAL ASSESSMENTS COLLECTED AS TAXES EXCEPT THOSE NOT YET PAYABLE, HAVE BEEN COMPLIED WITH.

PORTER D. CREMANS BY  
CLERK OF THE BOARD OF SUPERVISORS DEPUTY DATED

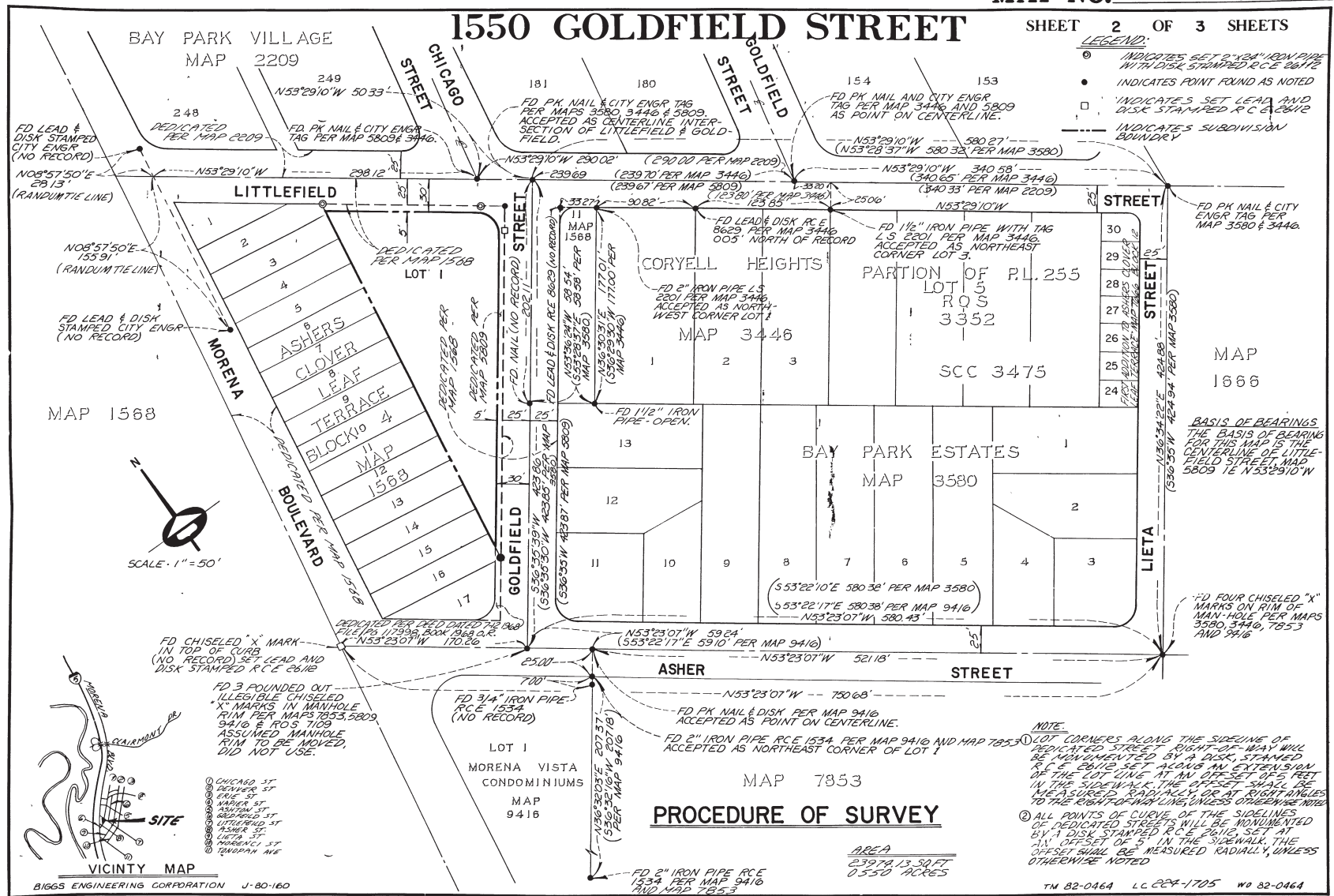
VERA L. LYLE, COUNTY RECORDER OF THE COUNTY OF SAN DIEGO, CALIFORNIA, HEREBY APPROVE THE NAME, "1550 GOLDFIELD STREET," FOR THE SUBDIVISION SHOWN ON THE ANNEXED MAP CONSISTING OF 3 SHEETS AND DESCRIBED IN THE CAPTION THEREOF.

VERA L. LYLE BY Frank O. Conkle  
COUNTY RECORDER DEPUTY  
DATED: 4-20-81

FILE NO. 85-342702  
I, VERA L. LYLE, COUNTY RECORDER OF THE COUNTY OF SAN DIEGO, CALIFORNIA, HEREBY CERTIFY THAT I HAVE ACCEPTED FOR RECORDATION THIS MAP FILED AT THE REQUEST OF DAN S. BIGGS THIS 17th DAY OF September, 1982, AT 2:47 O'CLOCK P.M.

FEES \$9.00 RP \$1.00  
VERA L. LYLE BY Steven J. Hunk  
COUNTY RECORDER DEPUTY  
TM 82-0464 LC 82-1705 NO 82-0464

1550 GOLDFIELD STREET



- LEGEND:**
- INDICATES SET 2" X 1/4" IRON PIPE WITH DISK STAMPED R.C.E. 2642
  - INDICATES POINT ROUND AS NOTED
  - INDICATES SET LEAD AND DISK STAMPED R.C.E. 2842
  - INDICATES SUBDIVISION BOUNDARY

FD PK NAIL & CITY ENGR TAG PER MAP 3580 & 3446  
 FD PK NAIL & CITY ENGR TAG PER MAP 3446 AND 5809 AS POINT ON CENTERLINE.  
 FD PK NAIL & CITY ENGR TAG PER MAP 3446  
 FD 1 1/2" IRON PIPE WITH TAG L.S. 2201 PER MAP 3446 ACCEPTED AS NORTHEAST CORNER LOT 3.  
 FD 2" IRON PIPE L.S. 2201 PER MAP 3446 ACCEPTED AS NORTH-WEST CORNER LOT 1.  
 FD LEAD & DISK R.C.E. 8629 PER MAP 3446 005' NORTH OF RECORD  
 FD 1 1/2" IRON PIPE - OPEN.  
 FD CHISELED "X" MARKS ON RIM OF MAN-HOLE PER MAPS 3580, 3446, 7853 AND 9416

**BASIS OF BEARINGS**  
 THE BASIS OF BEARINGS FOR THIS MAP IS THE CENTERLINE OF LITTLEFIELD STREET, MAP 5809 TO N53°29'10"W

**PROCEDURE OF SURVEY**

- NOTE:**
- ① LOT CORNERS ALONG THE SIDELINE OF DEDICATED STREET RIGHT-OF-WAY WILL BE MONUMENTED BY A DISK, STAMPED R.C.E. 2616 SET ALONG AN EXTENSION OF THE LOT LINE AT AN OFFSET OF 5 FEET IN THE SIDEWALK. THE OFFSET SHALL BE MEASURED PARALLEL OR AT RIGHT ANGLES TO THE RIGHT-OF-WAY LINE, UNLESS OTHERWISE NOTED.
  - ② ALL POINTS OF CURVE OF THE SIDELINES OF DEDICATED STREETS WILL BE MONUMENTED BY A DISK STAMPED R.C.E. 2616 SET AT AN OFFSET OF 5' IN THE SIDEWALK. THE OFFSET SHALL BE MEASURED RADIALLY, UNLESS OTHERWISE NOTED.

**AREA**  
 2397A 13.50 FT  
 240 153.75 ACRES

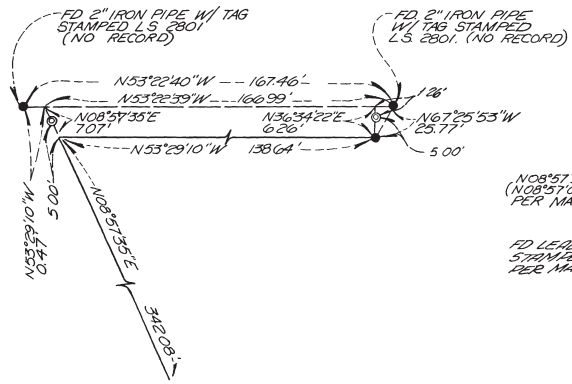
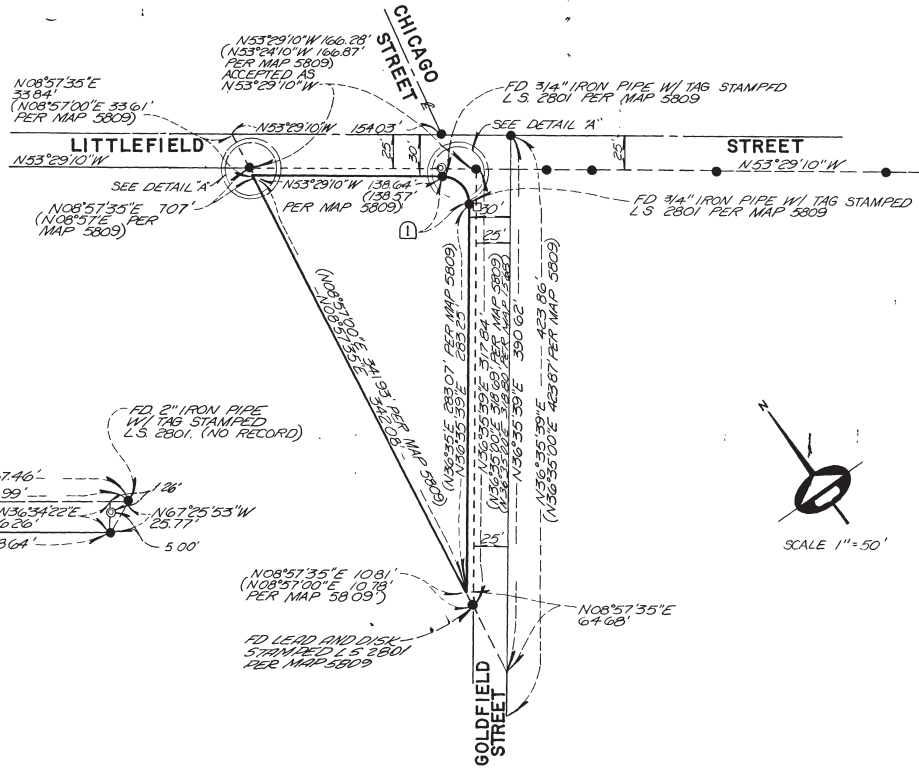
VICINITY MAP  
 BIGGS ENGINEERING CORPORATION J-80-160

TM 82-0464 LC 224-1705 WB 82-0464

# 1550 GOLDFIELD STREET

① 4-90'04'49"  
 P=20.00  
 L=3'44"  
 T=20.03  
 (RECORD)  
 4-90'04'10"  
 P=20.00  
 L=3'44"  
 T=20.03

(RECORD)  
 4-90'04'10"  
 P=20.00  
 L=3'44"  
 T=20.03





MICROFILMED AT  
15:1 REDUCTION

MAP. 2209 Sheet 1

SHEET No. 1

STATE OF CALIFORNIA }  
COUNTY OF SAN DIEGO } ss.  
CITY OF SAN DIEGO

We, R.C. LINDSAY, City Treasurer of the City of San Diego, California, and F.A. RHODES, Director of Public Works of said City, hereby certify that there are no unpaid assessments which may be levied or enforced against this tract or subdivisions or any part thereof shown on the annexed map and described in the caption according to the books of our office.

Dated Sept 28, 1936  
R.C. Lindsay City Treasurer  
F.A. Rhodes Director of Public Works

STATE OF CALIFORNIA }  
COUNTY OF SAN DIEGO } ss.  
CITY OF SAN DIEGO

I, G.F. WATERBURY - City Auditor of the City of San Diego, California, hereby certify that there are no taxes for unpaid City taxes or unpaid bonds issued under the Department Bond Act of 1902, liability of any part, shown by the books of this office, except taxes not yet payable against the tract or subdivisions or any part thereof shown on the annexed map and described in the caption above.

Dated Sept 28, 1936  
G.F. Waterbury City Auditor  
or Chief Deputy

STATE OF CALIFORNIA }  
COUNTY OF SAN DIEGO } ss.  
CITY OF SAN DIEGO

The COUNCIL OF THE CITY OF SAN DIEGO hereby finds that the annexed map conforms with contiguous surveys and hereby allows the subdivision as shown on said map, consisting of five (5) sheets and accepts on behalf of the public and declares to the public use the allegs, assessments and portions of Milton Street, shown on the annexed map, described in the caption above.

IN WITNESS WHEREOF the said Council has caused these presents to be recorded by its clerk and attested by its official seal, this 8th day of Oct. 1936.  
Almond W. Grayson City Clerk

STATE OF CALIFORNIA }  
COUNTY OF SAN DIEGO } ss.

I, SAM A. CLAGGETT - County Tax Collector in and for the County of San Diego, California, hereby certify that there are no taxes for unpaid taxes or assessments, except taxes not yet payable against by me to be LEASE collecters against the subdivision or any part thereof shown on the annexed map described in the caption thereof according to the books of this office.

Dated Sept 28, 1936  
Sam A. Claggett County Tax Collector  
or W.D. McManis Deputy

Approved this 28 day of Sept. 1936, after examination of map and certificates thereon.  
H. J. Janssen City Engineer  
J. L. Ault City Attorney

I hereby approve the name BAY PARK VILLAGE dated Sept. 26, 1936.  
O.M. Swopes County Recorder  
or J. G. Haffner Deputy

# BAY PARK VILLAGE

CITY OF SAN DIEGO  
consisting of 5 sheets

BEING A SUBDIVISION OF ALL OF ACRE LOTS 27, 28, 57 & 58 OF MORENA CITY OF SAN DIEGO, COUNTY OF SAN DIEGO, STATE OF CALIFORNIA, ACCORDING TO MAP THEREOF No. 809, FILED IN THE COUNTY RECORDER'S OFFICE OF SAN DIEGO COUNTY, JANUARY 2, 1896; AND ALL OF ORTEN STREET VACATED JUNE 25, 1936, BY RESOLUTION No. 64569 OF THE COUNCIL OF THE CITY OF SAN DIEGO.

EXCEPTING THEREFROM THE FOLLOWING DESCRIBED PARCEL - Beginning at the Northwesterly corner of said acre Lot 27, said point being the intersection of the southerly line of said acre Lot 27 and 57, 296.32 feet; thence Easterly along the Northerly line of said Lot 27 and 57, 296.32 feet; thence Southerly at right angles to said Milton Street, 340.00 feet; thence Westerly on a line parallel with and 340.00 feet Southerly from said Milton Street, 896.47 feet to the Easterly line of Morena Boulevard; thence Northerly along said Easterly line, 340.00 feet to the point of beginning.

BEING MORE PARTICULARLY DESCRIBED AS FOLLOWS:- BEGINNING AT THE S.W. CORNER OF SAID ACRE LOT 28; THENCE S. 53° 29' 10" E. 1008.15 FEET TO THE S.E. CORNER OF SAID ACRE LOT 58; THENCE N. 8° 58' E. 2294.80 FEET TO THE N.E. CORNER OF SAID ACRE LOT 57; BEING ALSO THE S.W. LINE OF MILTON STREET; THENCE ALONG THE NORTHERLY LINE OF SAID ACRE LOT 57, N. 81° 05' 30" W. 4272 FEET TO A POINT THEREON 896.32 FEET EASTERLY FROM THE N.W. CORNER OF SAID ACRE LOT 27 MEASURED ALONG THE NORTHERLY LINE OF SAID ACRE LOTS 27 and 57; THENCE AT RIGHT ANGLES TO MILTON STREET S. 8° 56' 30" W. 340.00 FEET; THENCE ON A LINE PARALLEL WITH AND 340.00 FEET SOUTHERLY FROM SAID MILTON STREET, N. 81° 05' 30" W. 896.47 FEET TO THE EASTERLY LINE OF MORENA BOULEVARD; THENCE ALONG SAID EASTERLY LINE S. 8° 58' W. 1266.23 FEET TO POINT OF BEGINNING.

BASIS OF BEARINGS = MORENA BOULEVARD - MAP 1560  
SCALE 1" = 60 FT.

SURVEY and MAP BY FREDERIC THOMASSTON and M. J. SHELTON, SAN DIEGO.

STATE OF CALIFORNIA }  
COUNTY OF SAN DIEGO } ss.

I, C.R. HAMMOND - County Auditor in and for the County of San Diego, California, hereby certify that there are no taxes for unpaid taxes or assessments, except taxes not yet payable against by me to be LEASE collecters against the subdivision or any part thereof shown on the annexed map and described in the caption thereof according to the books of this office.

Dated Sept 28, 1936  
C.R. Hammond County Auditor

STATE OF CALIFORNIA }  
COUNTY OF SAN DIEGO } ss.

We, W.S. HELLER - County Treasurer and E.R. CHILDS, County Surveyor, in and for the County of San Diego, State of California, hereby certify that there are no unpaid assessments which may be levied or enforced against this subdivision or any part thereof shown on the annexed map and described in the caption thereof.

Dated Sept. 26, 1936  
W.S. Heller County Treasurer  
E.R. Childs County Surveyor

I, M. J. SHELTON - hereby certify that I am a Registered Civil Engineer of the State of California and that the annexed map represents a subdivision actually surveyed and plotted under my direction and I have complied with the laws of the State of California and the requirements of the City of San Diego and all laws, orders of said City, Superior and Federal Government relating to all matters herein shown on the annexed map and described in the caption thereof according to the books of this office.  
Dated Sept. 28, 1936  
M. J. Shelton Civil Engineer

I, FREDERIC THOMASSTON - hereby certify that I am a Licensed Land Surveyor of the State of California and that this annexed map consisting of five (5) sheets correctly represents a survey made under my supervision on July 1st, 1936, and that all the monuments shown thereon actually exist and their positions correctly shown.  
Signed: Frederic Thomaston L.S. 1928

We the undersigned hereby certify that we have carefully examined said lot shown on the annexed map and its value for residential and commercial purposes and we find said subdivision suitable for such purposes.  
Dated Sept. 28, 1936  
H. J. Janssen City Engineer  
or Chief Deputy

We hereby certify that we are the owners of and interested in the land included in the subdivision shown on the annexed map consisting of five (5) sheets and situated in the caption thereof and that we are the only parties whose consent is necessary to put a clear title to said land and that we have caused and authorized this map and subdivision to be made, and hereby declare public use the allegs, assessments, and portions of Milton Street, shown on the annexed map described in the caption above.

SAN DIEGO URBAN COMPANY  
Wm. H. Sawyer President  
Allen Douglas Secretary

STATE OF CALIFORNIA }  
COUNTY OF LOS ANGELES } ss.

On this 28 day of Sept. 1936, before me Frederic Thomaston a Notary Public in and for said County and State that personally appeared Wm. H. Sawyer known to me to be the vice president and Douglas M. Swan known to me to be the Secretary of the corporation that executed the within instrument and known to me to be the persons who executed the within instrument on behalf of said corporation and acknowledged to me that said corporation executed same.

IN WITNESS WHEREOF I have hereunto set my hand and affixed my official seal this 28 day of Sept. 1936.  
Frederic Thomaston Notary Public in and for County of Los Angeles

Order No. 274353  
UNION TITLE INSURANCE COMPANY - hereby certifies that according to the official records of the City of San Diego and the County of San Diego, State of California, on the 22 day of Sept. 1936, after a check by me, the SAN DIEGO URBAN COMPANY you was the owner of and the only party interested in and whose consent was necessary to put clear title to the land shown on the annexed map and described in the caption thereof and to be known as - BAY PARK VILLAGE.

IN WITNESS WHEREOF - UNION TITLE INSURANCE COMPANY has caused this instrument to be executed under its corporate name and seal by its proper officers duly authorized this 22 day of Sept. 1936.  
UNION TITLE INSURANCE COMPANY  
Henry A. Sarnau Vice President  
Secretary

STATE OF CALIFORNIA }  
COUNTY OF SAN DIEGO } ss.

I, J.B. McLEES - Clerk of the Board of Supervisors of San Diego County, California, hereby certify that there has been filed with the said Board of Supervisors a bond as required by Section 23 of the Act of 1929 according to the requirements for the recording of maps of subdivisions.

Dated Sept 28, 1936  
J.B. McLees Clerk of the Board of Supervisors of San Diego County, California  
or Deputy

APPROVED: City Planning Commission  
Walter H. Wilson President  
H. B. Haffner Secretary

Filed at the request of ALLEN H. WRIGHT, City Clerk of San Diego, at 3:30 minutes past 11 o'clock, this 8th day of October, 1936.  
FEE \$500  
O.M. Swopes County Recorder  
or J. G. Haffner Deputy

PRECISION  
JAN 26 1960  
MICROFILMED



MICROFILMED AT

15:1 REDUCTION

# MAP 2209 Sheet 2

MICROFILMED

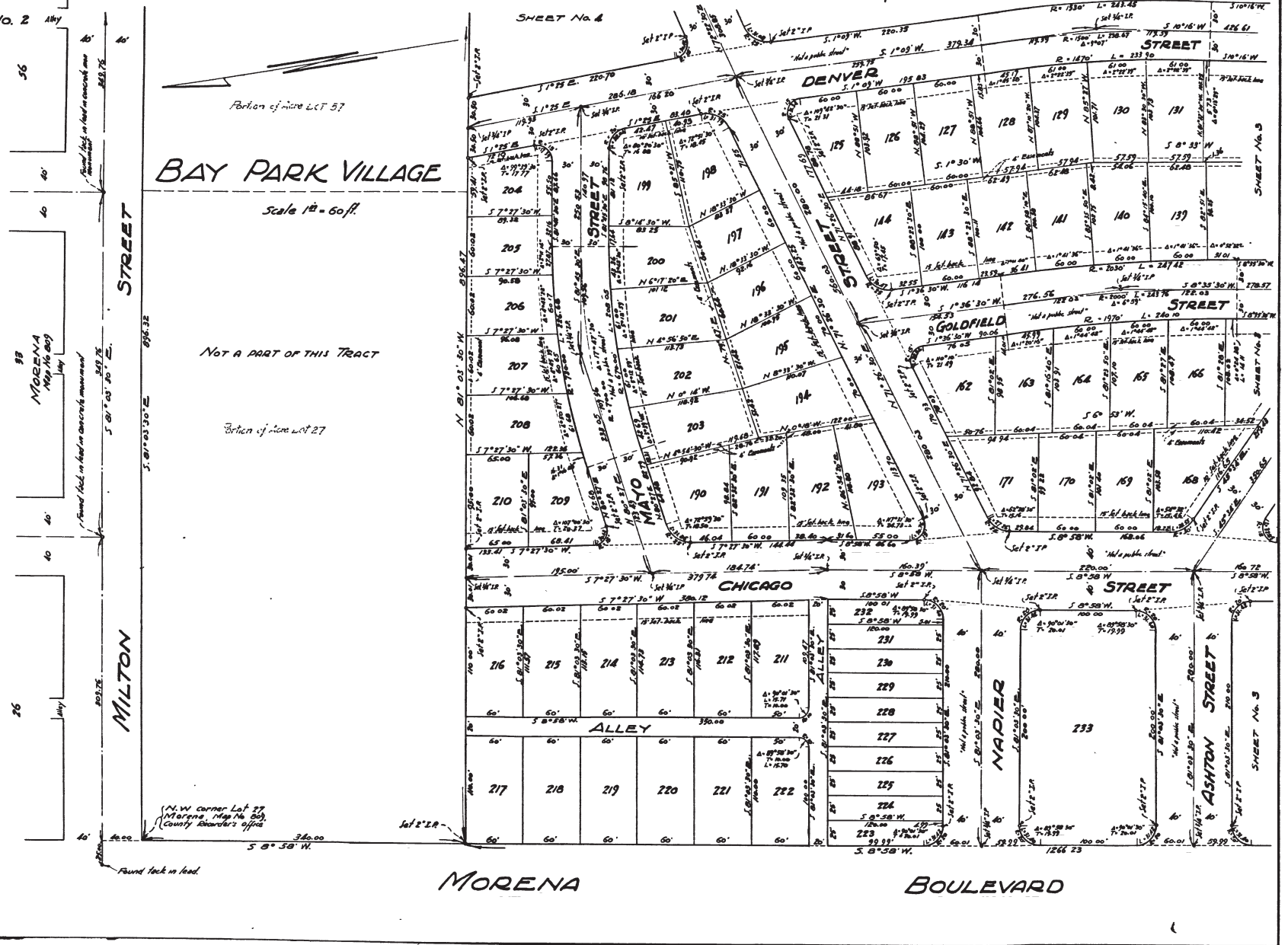
SHEET No. 2

SHEET No. 4

## BAY PARK VILLAGE

Scale 1" = 60 ft.

NOT A PART OF THIS TRACT

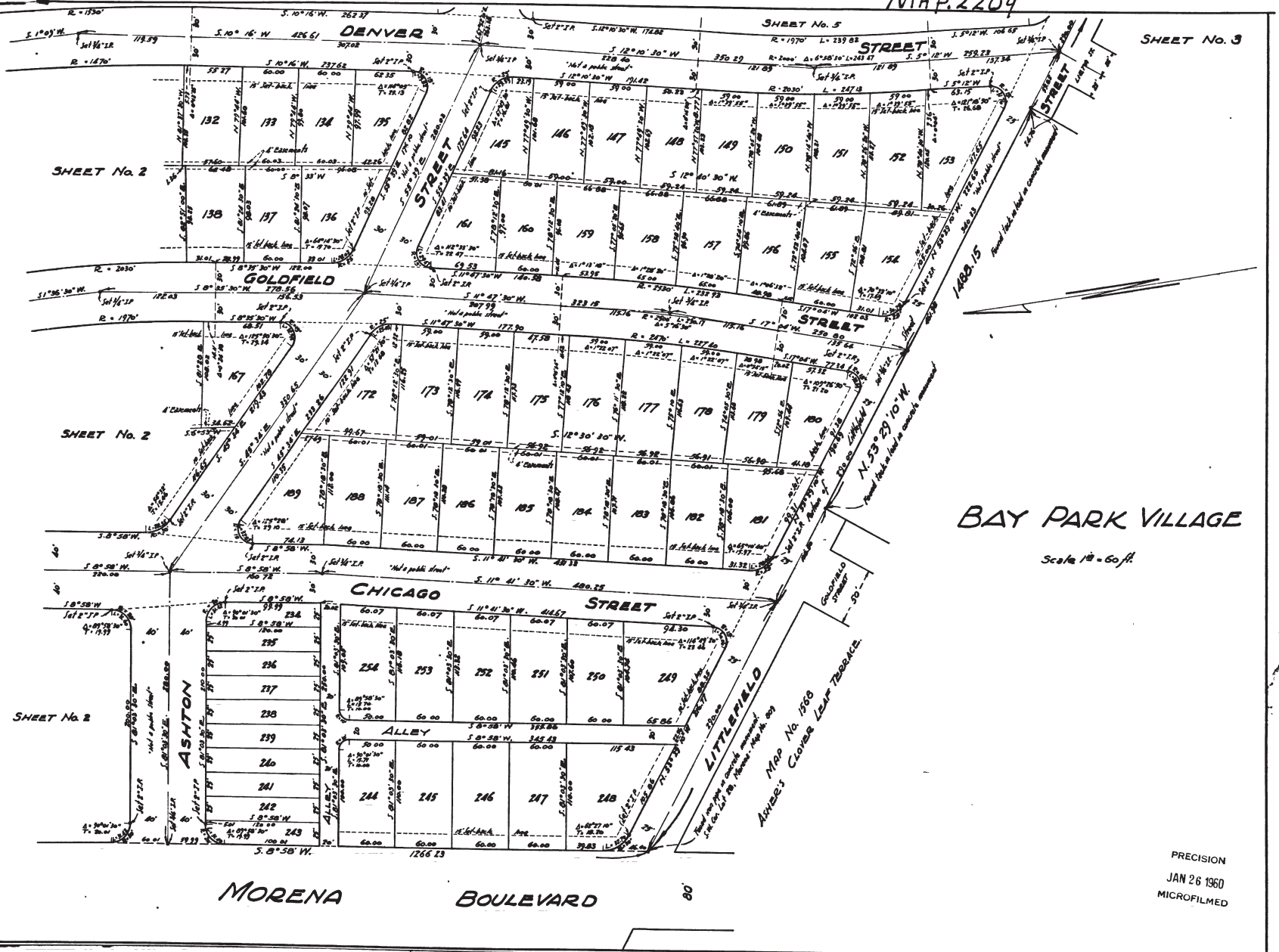




MICROFILMED AT  
15:1 REDUCTION

MICROFILMED

MAP 2209



BAY PARK VILLAGE

Scale 1" = 60 ft

PRECISION  
JAN 26 1960  
MICROFILMED





MICROFILMED AT  
15:1 REDUCTION

Map 2209  
Sheet 4 of 5

MICROFILMED

SHEET No. 4

# BAY PARK VILLAGE

Scale 1" = 60 ft.

TURNER and BARR SUBDIVISION  
Map No. 912



SHEET No. 2

PRECISION  
JAN 26 1960  
MICROFILMED



MAP. 2209.  
Sheet 5 of 5

MICROFILMED

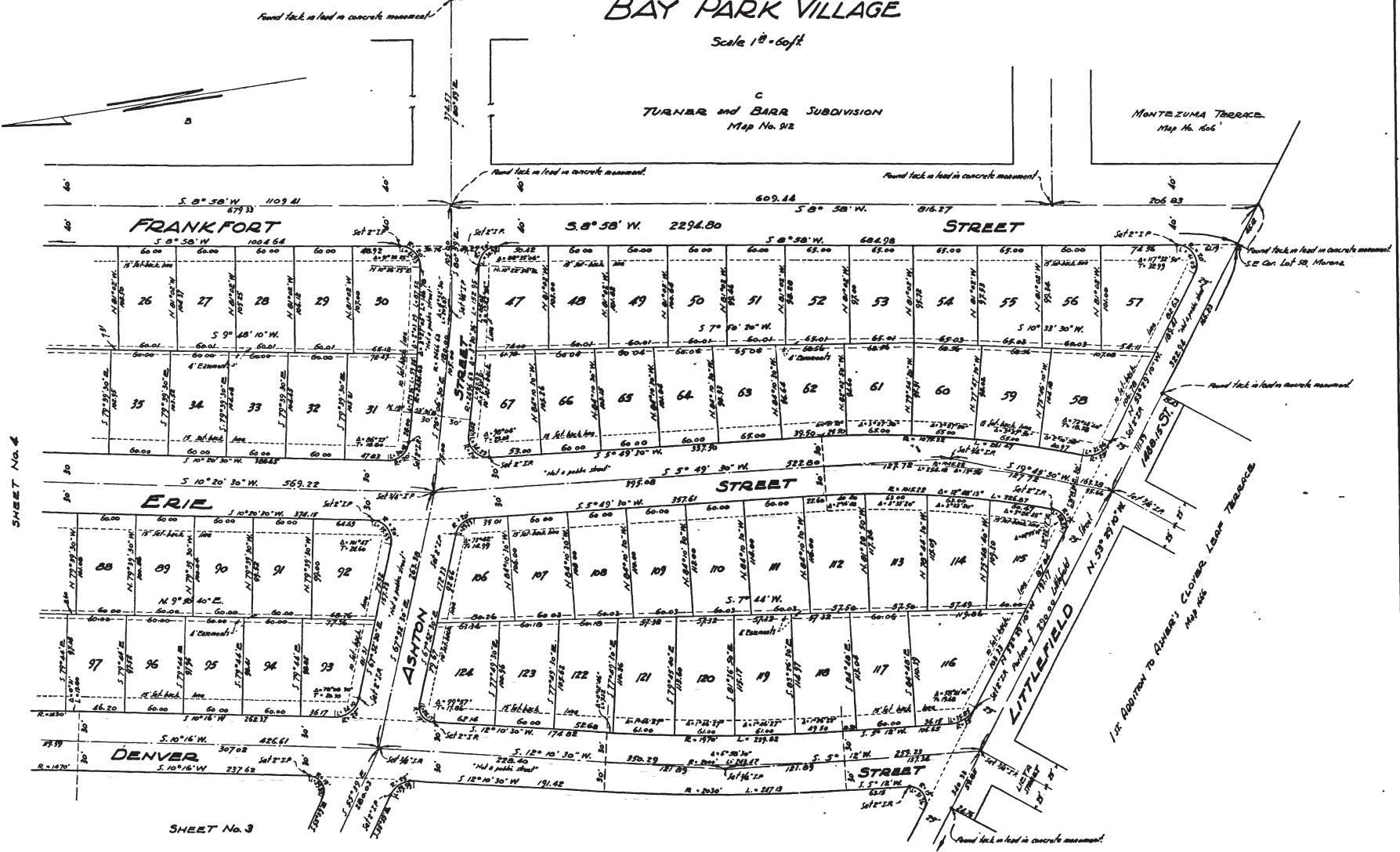
SHEET No. 5

# BAY PARK VILLAGE

Scale 1" = 60ft.

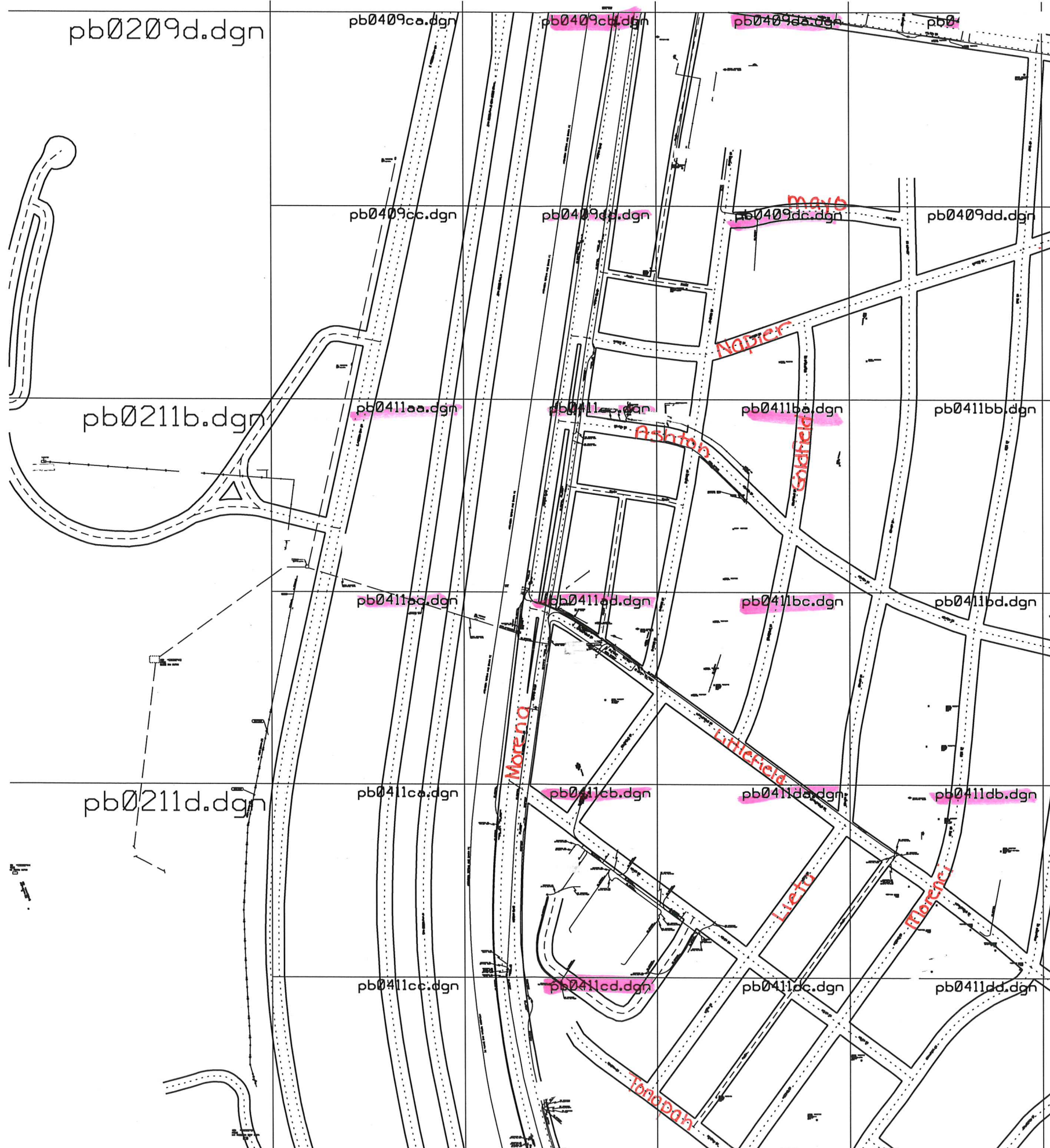
TURNER and BARR SUBDIVISION  
Map No. 912

MONTEZUMA TERRACE  
Map No. 806



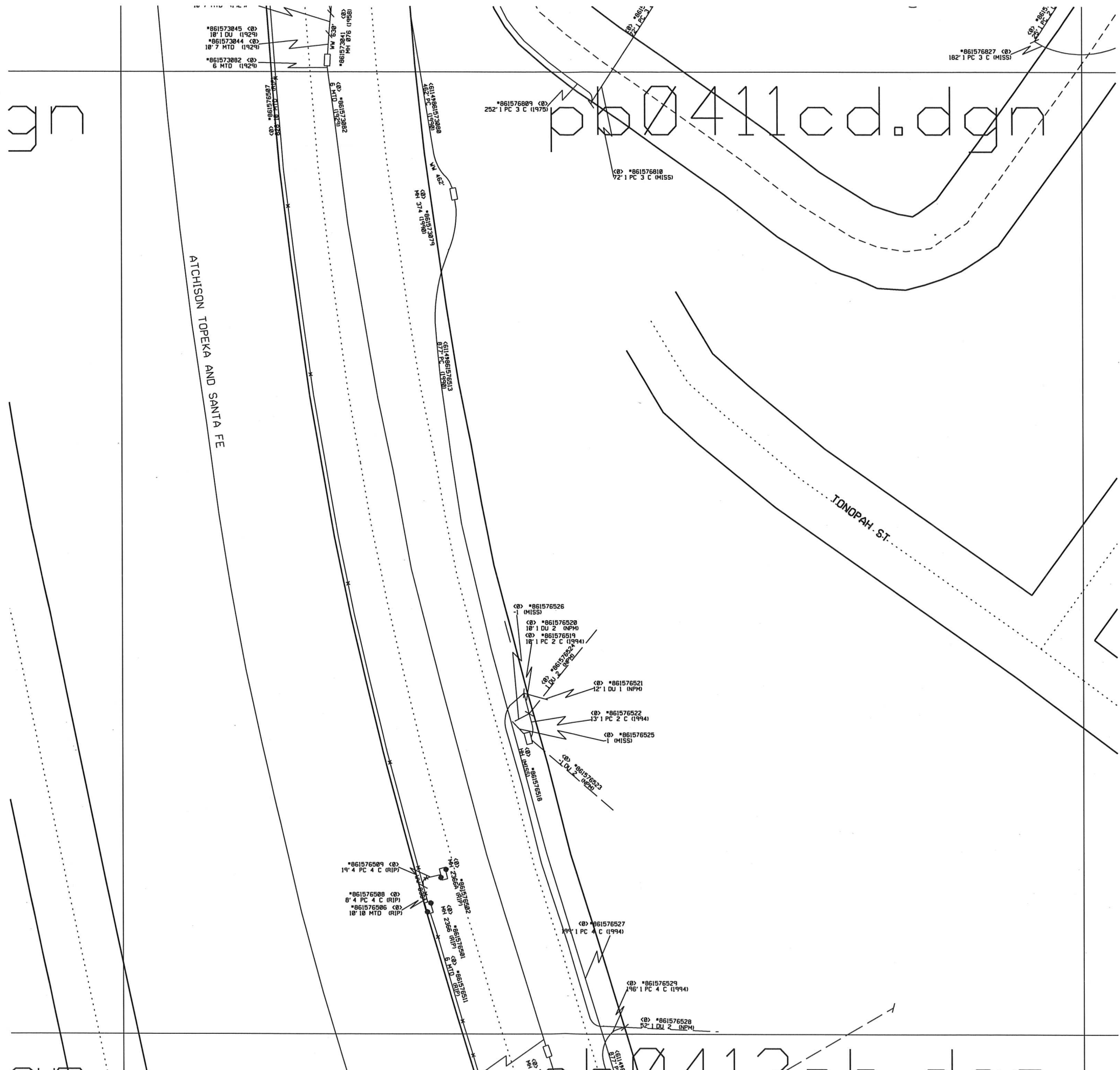
SHEET No. 4

SHEET No. 3



NOTICE:

AT&T ASSUMES NO RESPONSIBILITY FOR THE ACCURACY OF  
 SUBSTRUCTURE INFORMATION WHEN PROVIDED THE USER  
 ASSUMES RESPONSIBILITY FOR VERIFYING SUBSTRUCTURE  
 LOCATIONS BEFORE EXCAVATING AND ASSUMES ALL LIABILITY  
 FOR DAMAGE TO TELEPHONE FACILITIES AS A RESULT OF SUCH  
 EXCAVATION CALL UNDERGROUND SERVICE ALERT ON 800-422-4133  
 TWO DAYS BEFORE DIGGING IN PROXIMITY TO TELEPHONE PLANT



NOTE:  
 AT&T ASSUMES NO RESPONSIBILITY FOR THE ACCURACY OF  
 SUBSTRUCTURE INFORMATION SHOWN ON THIS MAP. THE USER  
 ASSUMES RESPONSIBILITY FOR THE ACCURACY OF ALL STRUCTURE  
 LOCATIONS BEFORE EXCAVATING. NOTIFY AT&T IMMEDIATELY  
 FOR DAMAGE TO TELEPHONE BY DATES AS A RESULT OF SUCH  
 EXCAVATION CALL UNDERGROUND SERVICE ALERT ON 800-422-4133  
 TWO DAYS BEFORE DIGGING IN PROXIMITY TO TELEPHONE PLANT

AT&T Proprietary (Internal Use Only). Not for use or disclosure outside the AT&T companies except under written agreement.

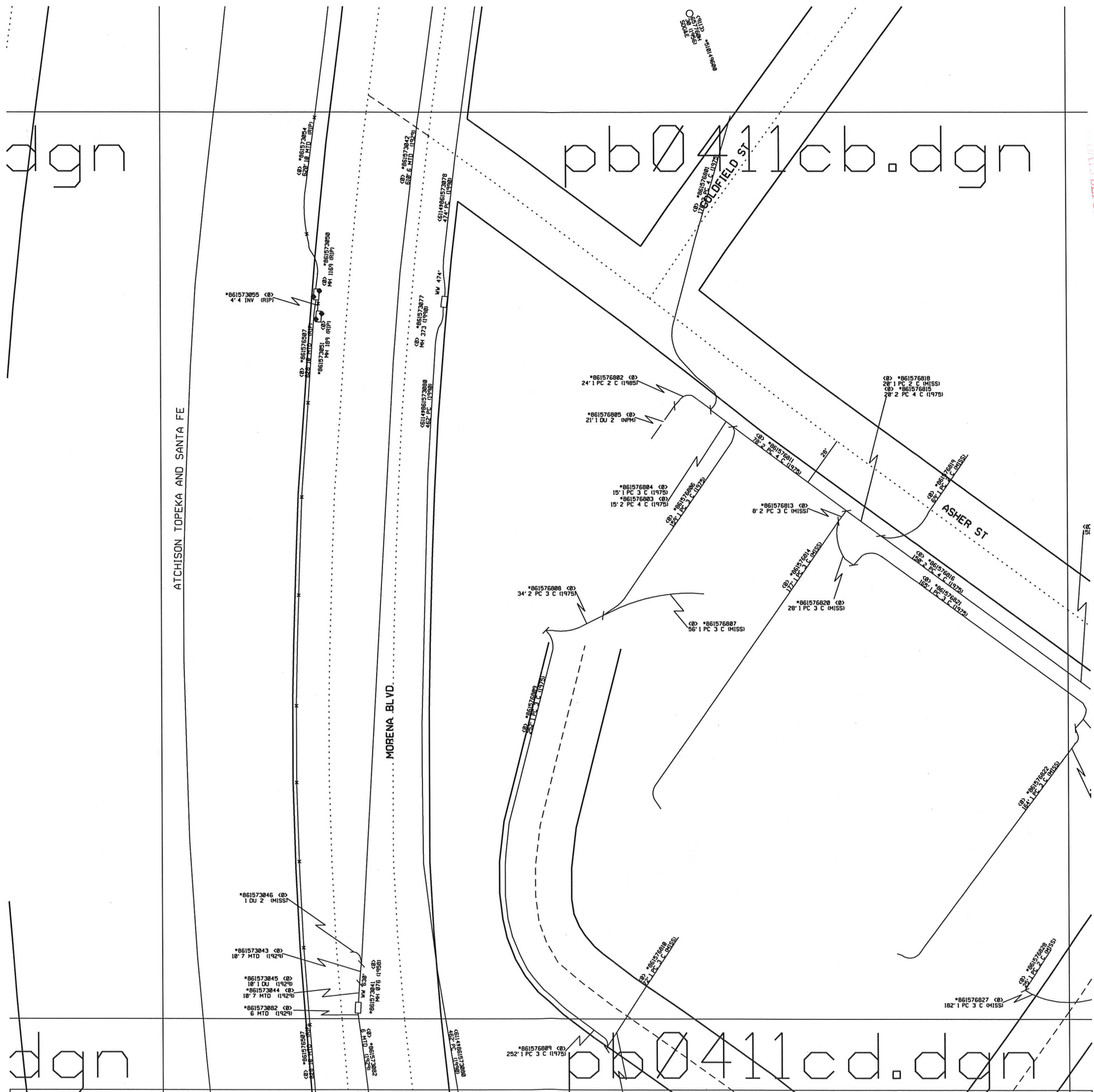
dgn

pb0411cb.dgn

dgn

pb0411cd.dgn

AT&T Proprietary (Internal Use Only). Not for use or disclosure outside the AT&T companies except under written agreement.



NOTICE:  
 I ASSUMES NO RESPONSIBILITY FOR THE ACCURACY OF  
 THE INFORMATION HEREIN PROVIDED. THE USER  
 ACCEPTS FULL RESPONSIBILITY FOR VERIFYING THE  
 INFORMATION BEFORE EXECUTING ANY WORK. ANY  
 DAMAGE TO TELEPHONE SERVICE ALERT, OR ANY OTHER  
 DAMAGE, SHALL BE THE RESPONSIBILITY OF THE USER.  
 PLEASE CALL BEFORE DIGGING IN PROXIMITY TO TELEPHONE PLANT

.dgn

pb0411da.dgn

> \*861576818  
1 PC 2 C (MISS)  
D \*861576815  
7 2 PC 4 C (1975)

ASHER ST

(8) \*861576816  
150' 2 PC 4 C (1975)

(8) \*861576823  
63' 1 PC 3 C (MISS)

(8) \*861576820  
110' 2 PC 4 C (1975)

(8) \*861576821  
165' 1 PC 3 C (1975)

(8) \*861576822  
164' 1 PC 3 C (MISS)

(8) \*861576822  
164' 1 PC 3 C (MISS)

(8) \*861576823  
20' 1 PC 2 C (MISS)

\*861576827 (8)  
182' 1 PC 3 C (MISS)

(8) \*861576827  
182' 1 PC 3 C (MISS)

\*861576825 (8)  
21' 1 PC 4 C (1975)

(8) \*861576838  
61' 1 PC 2 C (MISS)

ASHER ST

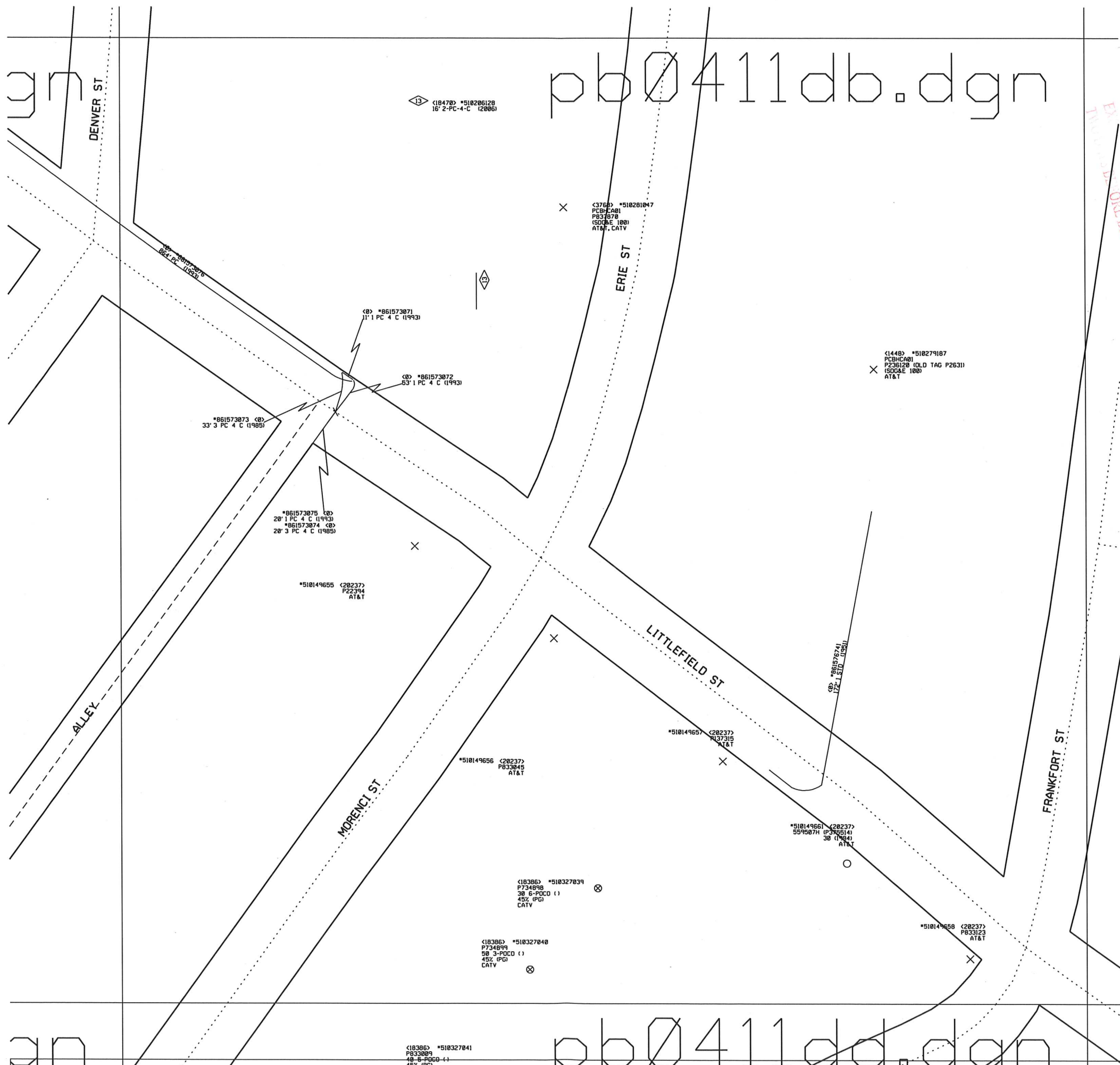
LIETA ST

LITTLEFIELD ST

DENVER ST

NOTICE:  
AT&T ASSUMES NO RESPONSIBILITY FOR THE ACCURACY OF  
SUBSTRUCTURE INFORMATION PROVIDED BY THE USER  
ASSUMES RESPONSIBILITY FOR THE ACCURACY OF ALL UTILITY  
LOCATIONS BELONGING TO AT&T. AS A RESULT OF SUCH  
FOR DAMAGE TO ANY PROPERTY OR AS A RESULT OF SUCH  
EXCAVATION OR UTILIZATION OF ANY UTILITY TO TELEPHONE PLANT  
TWO DAYS BEFORE WORK BEGINS IN THE AREA.

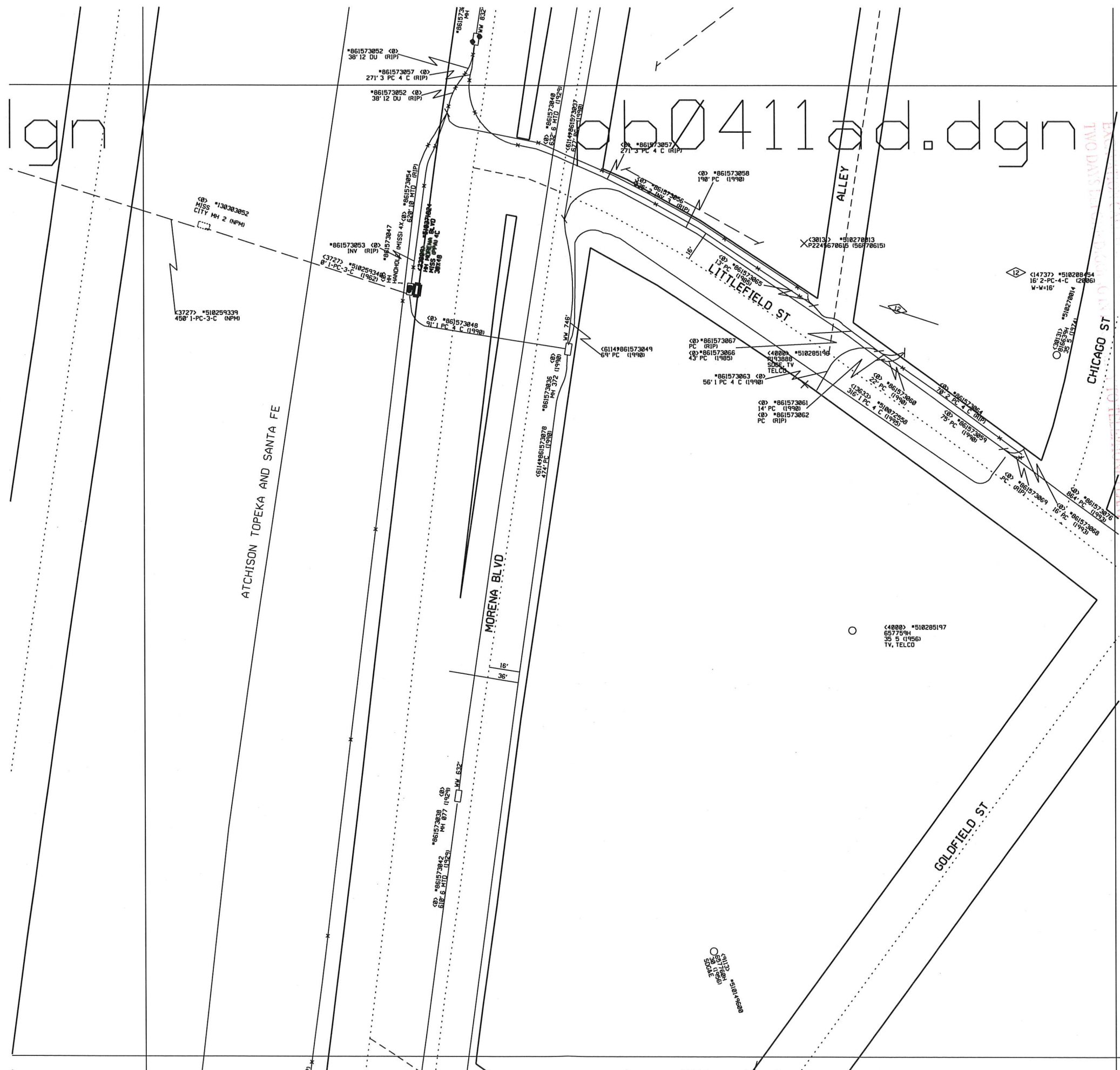
AT&T Proprietary (Internal Use Only). Not for use or disclosure outside the AT&T companies except under written agreement.  
pb0411dc.dgn



pb0411db.dgn

pb0411dd.dgn

NOTICE:  
 THE USER ASSUMES NO RESPONSIBILITY FOR THE ACCURACY OF  
 INFORMATION SHOWN HEREIN PROVIDED THAT THE USER  
 RECOGNIZES THE USER'S RESPONSIBILITY FOR  
 VERIFYING THE ACCURACY OF ALL INFORMATION  
 BEFORE USING THE INFORMATION FOR ANY PURPOSE.  
 THE USER SHALL BE RESPONSIBLE FOR OBTAINING  
 ALL NECESSARY PERMITS AND APPROVALS FROM  
 ALL APPLICABLE AGENCIES AND AUTHORITIES.  
 THE USER SHALL BE RESPONSIBLE FOR OBTAINING  
 ALL NECESSARY PERMITS AND APPROVALS FROM  
 ALL APPLICABLE AGENCIES AND AUTHORITIES.

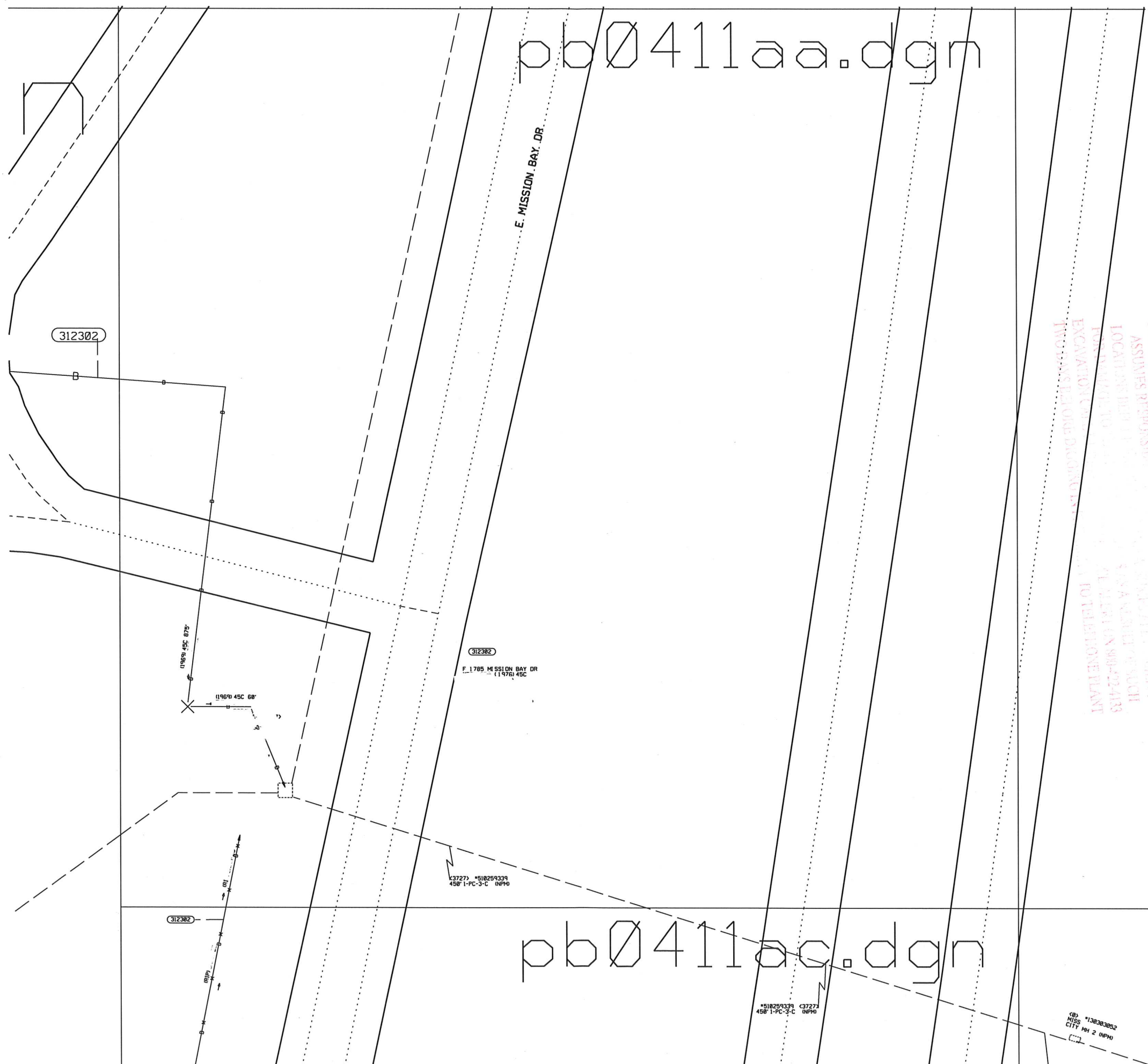


NOTICE:  
 AT&T ASSUMES NO RESPONSIBILITY FOR THE ACCURACY OF  
 SUBSTRUCTURE INFORMATION PROVIDED BY THE USER  
 ASSUMES RESPONSIBILITY FOR VERIFYING SUBSTRUCTURE  
 LOCATIONS AND DEPTHS AS A RESULT OF SUCH  
 INFORMATION. PLEASE CALL AT&T TELEPHONE PLANT  
 DEPARTMENT AT 800-422-4133 FOR ASSISTANCE.

AT&T Proprietary (Internal Use Only). Not for use or disclosure outside the AT&T companies except under written agreement.



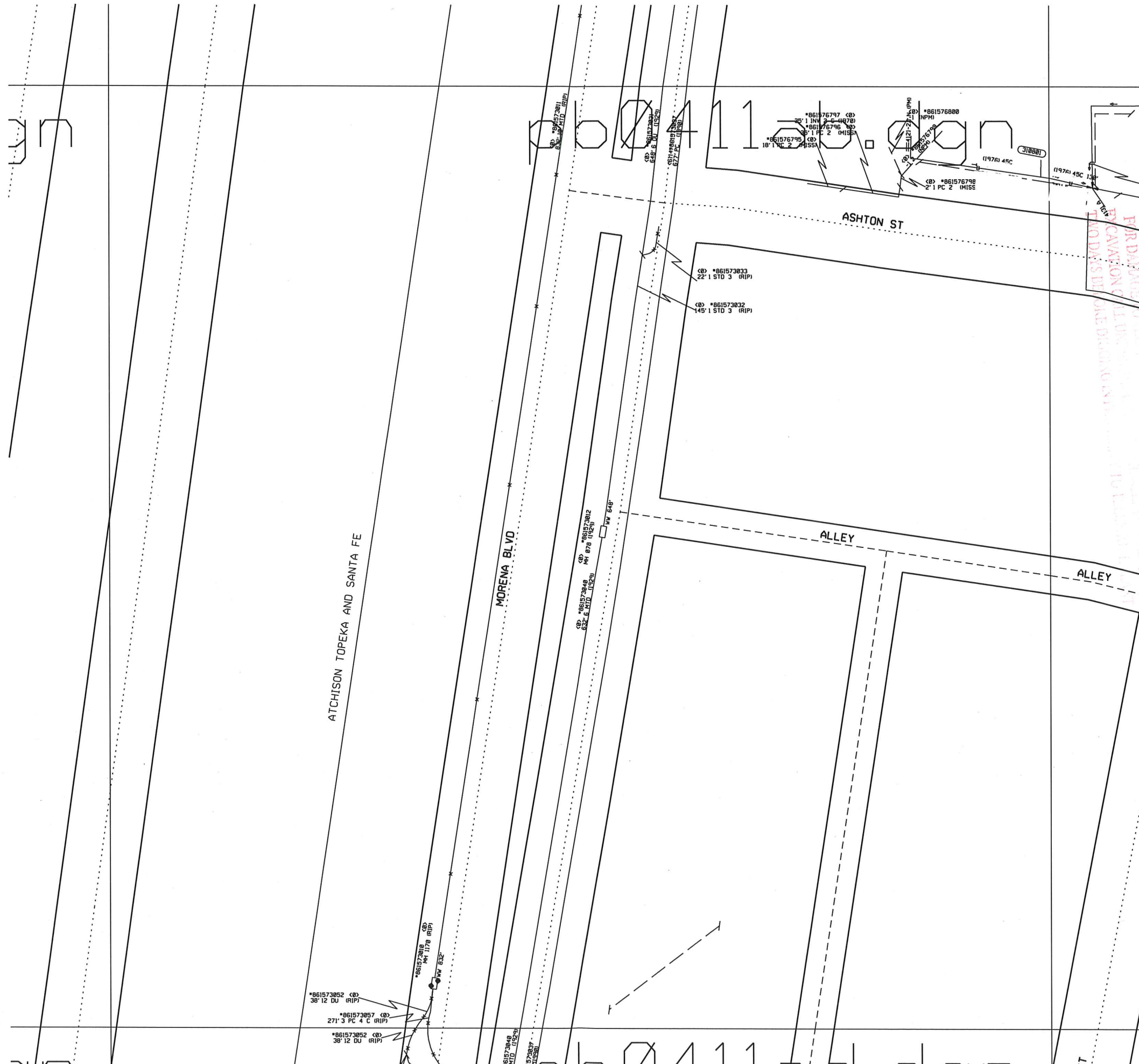
pb0411aa.dgn



NOTICE:  
 AT&T ASSUMES NO RESPONSIBILITY FOR THE ACCURACY OF  
 SUBSTRUCTURE INFORMATION UNLESS SPECIFICALLY PROVIDED THE USER  
 ASSUMES RESPONSIBILITY FOR THE ACCURACY OF ALL INFORMATION  
 LOCATED HEREIN. IT IS THE USER'S RESPONSIBILITY TO VERIFY THE  
 INFORMATION BY VISUAL INSPECTION AND/OR BY TELEPHONE PLANT  
 EXCAVATION. FOR MORE INFORMATION CONTACT AT&T TELEPHONE PLANT  
 DEPARTMENT AT (916) 299-4133.

pb0411ac.dgn

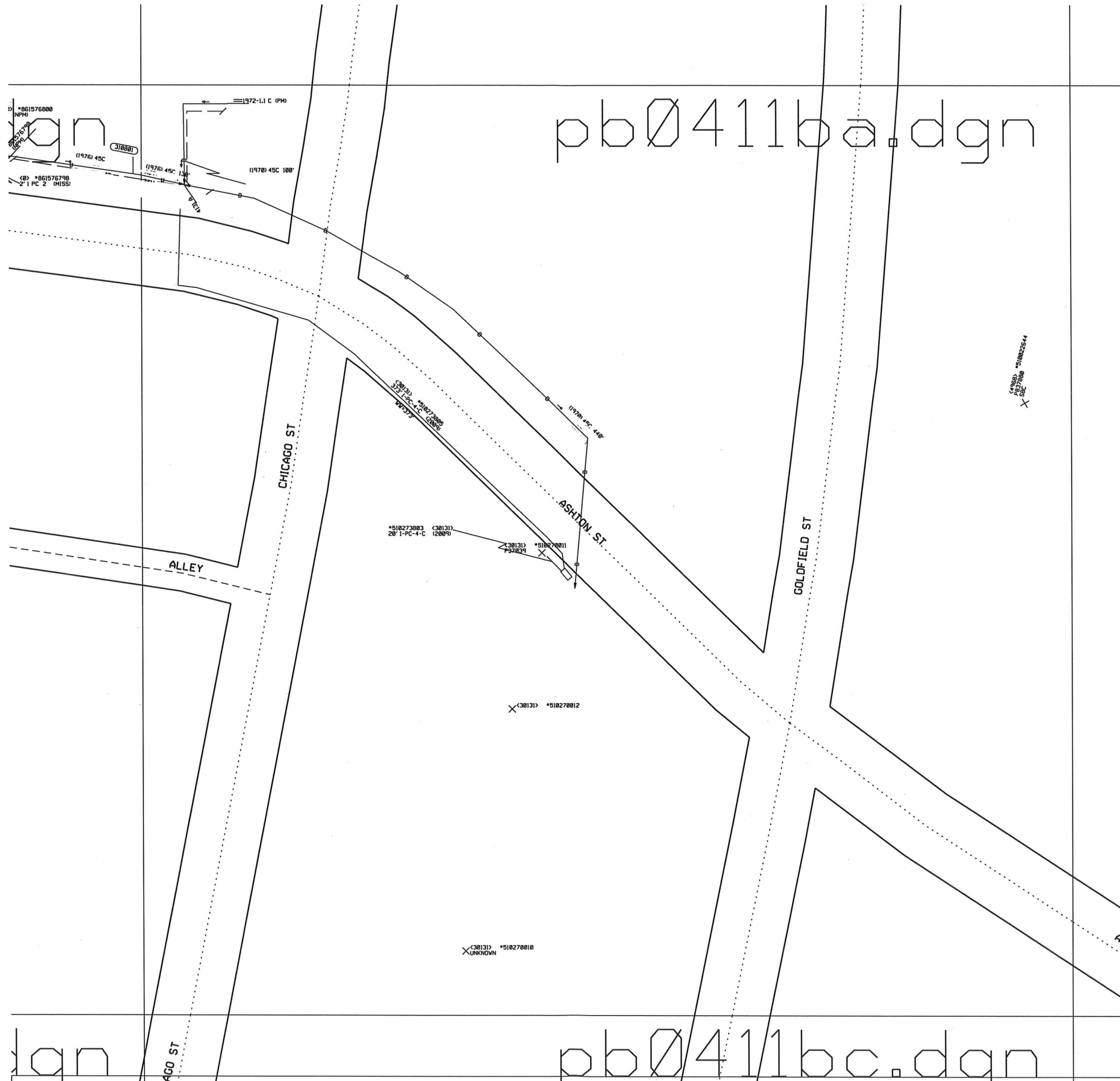
AT&T Proprietary (Internal Use Only). Not for use or disclosure outside the AT&T companies except under written agreement.



AT&T ASSUMES NO RESPONSIBILITY FOR THE ACCURACY OF THE INFORMATION CONTAINED HEREIN. THE INFORMATION IS PROVIDED FOR YOUR INFORMATION ONLY AND IS NOT TO BE USED AS A BASIS FOR ANY DECISIONS. AT&T ASSUMES NO LIABILITY FOR DAMAGES OF ANY KIND, INCLUDING CONSEQUENTIAL DAMAGES, ARISING FROM THE USE OF THIS INFORMATION.

AT&T Proprietary (Internal Use Only). Not for use of other than AT&T companies except under written agreement.





AT&T Proprietary (Internal Use Only). Not for use or disclosure outside the AT&T companies except under written agreement.



NOTE:  
 AT&T ASSUMES NO RESPONSIBILITY FOR THE ACCURACY OF  
 SUBSTRUCTURE INVENTORY SYSTEMS PROVIDED THE USER  
 ASSUMES RESPONSIBILITY FOR THE ACCURACY OF THE  
 LOCATIONS OF THE SUBSTRUCTURES AND THE USER  
 FOR DATA ENTRY AND THE USER ASSUMES THE LIABILITY  
 EXCAVATION OF THE SUBSTRUCTURES AND THE USER  
 TWO PARTS OPERATIONAL INSTRUCTIONS TO REPAIR PLANT



NOTE:  
 AT&T ASSUMES NO RESPONSIBILITY FOR THE ACCURACY OF  
 SUBSTRUCTURE INFORMATION PROVIDED BY THE USER  
 ASSUMES PRIORITY SIGN LOCATION IS CORRECT  
 FOR DAMAGE TO EXISTING UTILITIES  
 EXCAVATION CALL TO 800-4-A-T&T  
 TWO DAY RESPONSE GUARANTEED

0604090000

CP \*861573038  
535' ATD (1529)  
CP \*861573038  
535' ATD (1529)  
CP \*861573038  
535' ATD (1529)

AT&T ASSUMES NO LIABILITY FOR DAMAGE TO UNDERGROUND UTILITIES LOCATED IN THE AREA OF THE PROJECT. EXCAVATION CALL LINE SHOULD BE CALLED TWO DAYS BEFORE DIGGING IS TO BE INITIATED. AT&T ASSUMES NO LIABILITY FOR DAMAGE TO UNDERGROUND UTILITIES LOCATED IN THE AREA OF THE PROJECT. EXCAVATION CALL LINE SHOULD BE CALLED TWO DAYS BEFORE DIGGING IS TO BE INITIATED.

13 (RIP)

24

ATCHISON TOPEKA AND SANTA FE

MORENA BLVD

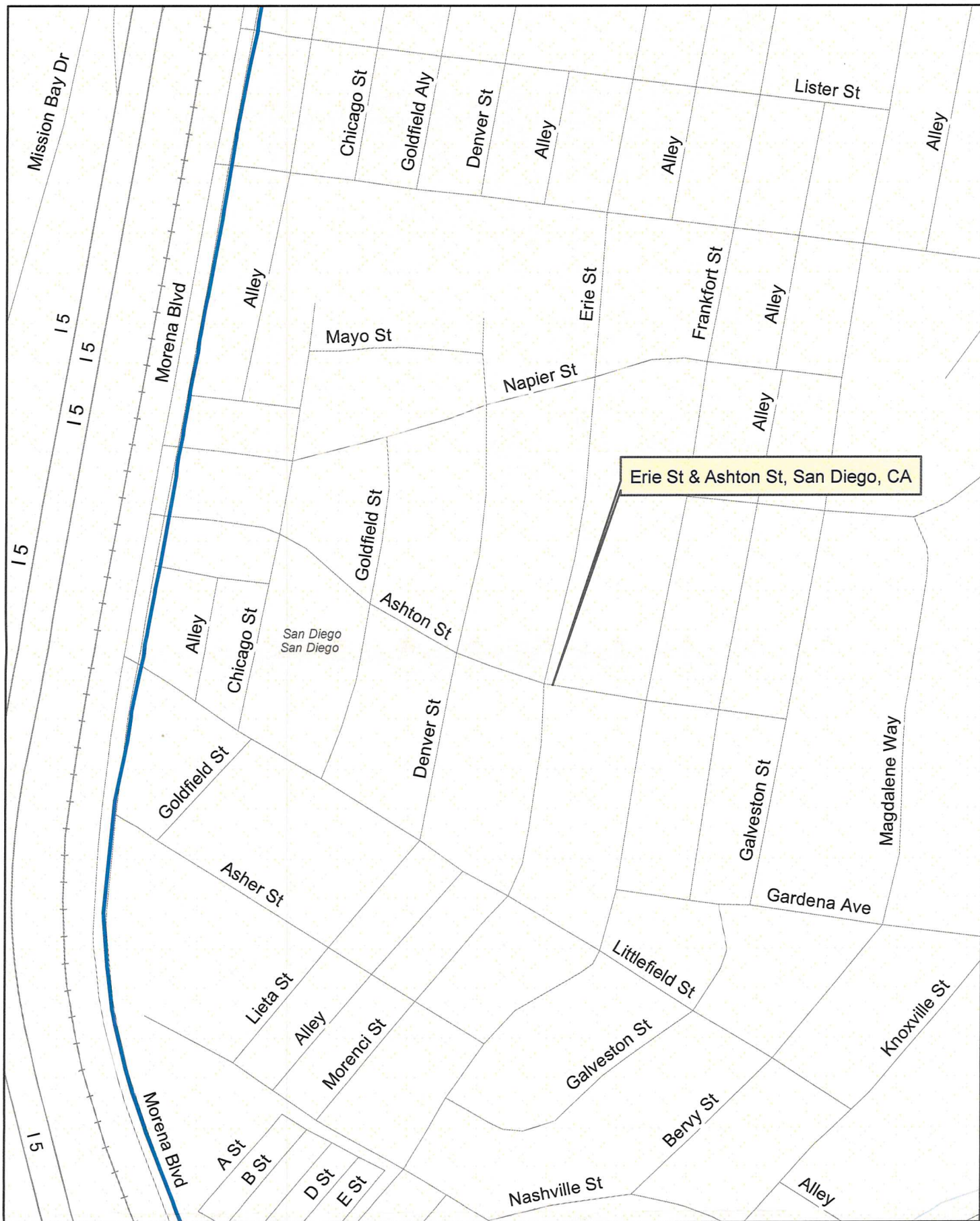
ALLEY

427665 #10247617  
P1258 MISSING  
45 3 2008



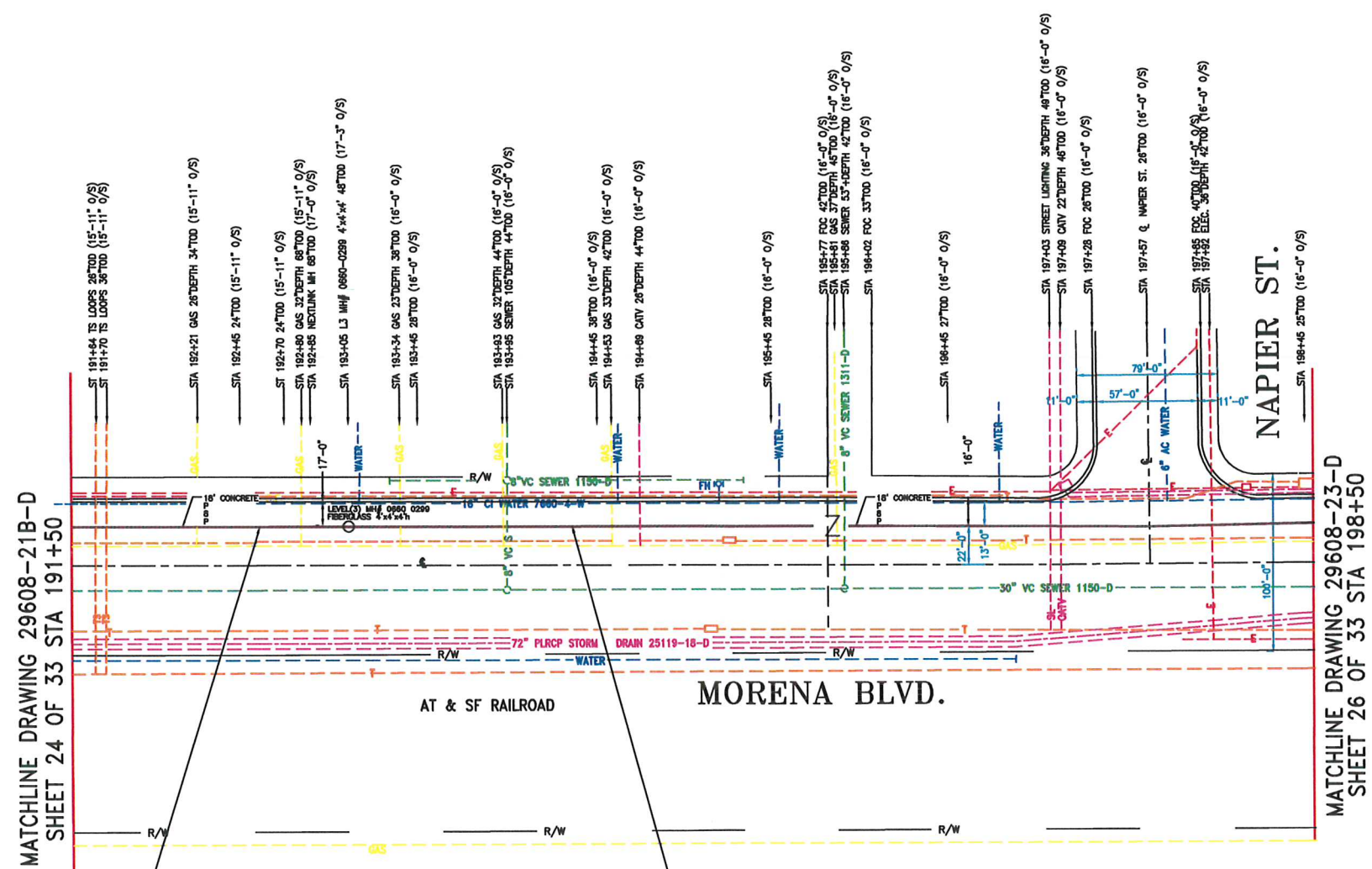
NOTE:  
 ALL ASSUMES NO THE...  
 SUBSTRUCTURE INFRA...  
 ASSUMES PROPOSED...  
 LOCATIONS...  
 FOR DAMAGE...  
 EXCAVATION...  
 TWO...





- Level 3 Facilities
- Non-Level 3 Fiber Optic Facilities

*Note that the locations of Facilities shown on these drawings are only approximate and Level 3 hereby disclaims any responsibility to third parties for the accuracy of this information. Persons working in the area covered by these drawings must contact the statewide Call-Before-You-Dig System to ascertain the location of underground facilities prior to performing any excavation.*



MATCHLINE DRAWING 29608-21B-D  
SHEET 24 OF 33 STA 191+50

MATCHLINE DRAWING 29608-23-D  
SHEET 26 OF 33 STA 198+50

REV	DATE	DESCRIPTION	ISSUED FOR	BY	CHKD
1	8/25/00	ISSUED FOR ASBUILT	LL	LL	

# Level (3)

COMMUNICATIONS

FILENAME: SDGC013P199R1 SHEET 25 OF 33

PRIVATE CONTRACT

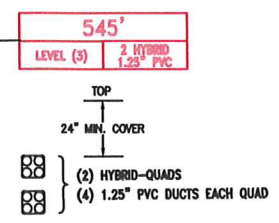
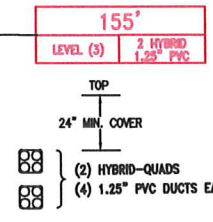
PLANS FOR THE INSTALLATION OF TELEPHONE CONDUITS FOR:  
**MORENA BOULEVARD**  
NORTH AND SOUTH OF NAPIER ST  
SECTION 9

CITY OF SAN DIEGO, CALIFORNIA ENGINEERING DEPARTMENT SHEET 25 OF 30 SHEETS		W.O. NO. 980829
FOR CITY ENGINEER _____ DATE _____		
DESCRIPTION	BY	APPROVED DATE FILED
ORIGINAL	SB&O	
		1858-6265 H&S COORDINATOR
		218-1705 LAUREN COORDINATOR
CONTRACTOR	DATE STARTED	29608-22-D
INSPECTOR	DATE COMPLETED	

**SB&O** PLANNING DESIGN CONSULTATION  
Land Planning  
Civil Engineering  
Land Surveying

SB&O, Inc.  
5815 Kearny Villa Road, Suite 201  
San Diego, California 92123 (619)560-1141

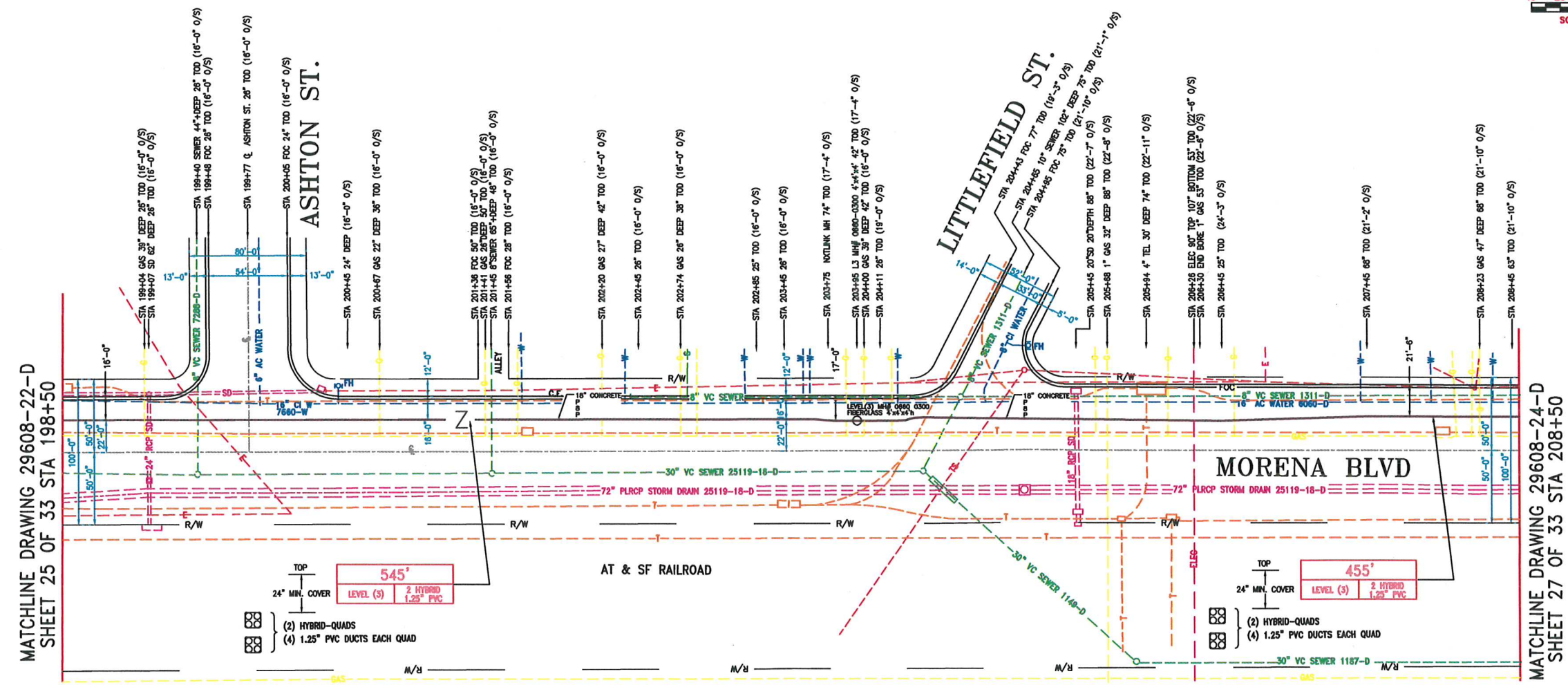

ALLEN L. BUTCHER DATE



**Underground Service Alert**  
Call: TOLL FREE  
1-800-422-4133  
TWO WORKING DAYS BEFORE YOU DIG

12-18-98 4-16-99  
3-11-99  
4-8-99

Sec9\_22.DWG



MATCHLINE DRAWING 29608-22-D  
SHEET 25 OF 33 STA 198+50

MATCHLINE DRAWING 29608-24-D  
SHEET 27 OF 33 STA 208+50

TOP  
24" MIN. COVER

545'

LEVEL (3)  
2 HYBRID  
1.25" PVC

(2) HYBRID-QUADS  
(4) 1.25" PVC DUCTS EACH QUAD

TOP  
24" MIN. COVER

455'

LEVEL (3)  
2 HYBRID  
1.25" PVC

(2) HYBRID-QUADS  
(4) 1.25" PVC DUCTS EACH QUAD

REV	DATE	DESCRIPTION	ISSUED BY	CHECKED BY	APP. BY
1	8/25/00	ISSUED FOR ASBUILT	LL	LL	

**Level (3)**  
COMMUNICATIONS

26

FILENAME: SDGC013P200R1 SHEET 26 OF 33

**SB & O**

PLANNING DESIGN CONSULTATION

Land Planning  
Civil Engineering  
Land Surveying

SB&O, Inc.  
3616 Kearny Villa Road, Suite 201  
San Diego, California 92123 (619)560-1141

ALLEN L. BUTCHER DATE

PRIVATE CONTRACT

PLANS FOR THE INSTALLATION OF TELEPHONE CONDUITS FOR:  
**MORENA BOULEVARD BETWEEN  
ASHTON ST & LITTLEFIELD ST**  
SECTION 9

CITY OF SAN DIEGO, CALIFORNIA ENGINEERING DEPARTMENT SHEET 23 OF 30 SHEETS	W.O. No. 980829			
FOR CITY ENGINEER	DATE			
DESCRIPTION	BY	APPROVED	DATE	FILED
ORIGINAL	SB&O			
CONTRACTOR	DATE STARTED	DATE COMPLETED		
INSPECTOR				

1858-6265  
H&B COORDINATOR

218-1705  
LABRETT COORDINATOR

29608-23-D

**Underground Service Alert**  
Call: TOLL FREE

1-800  
422-4133

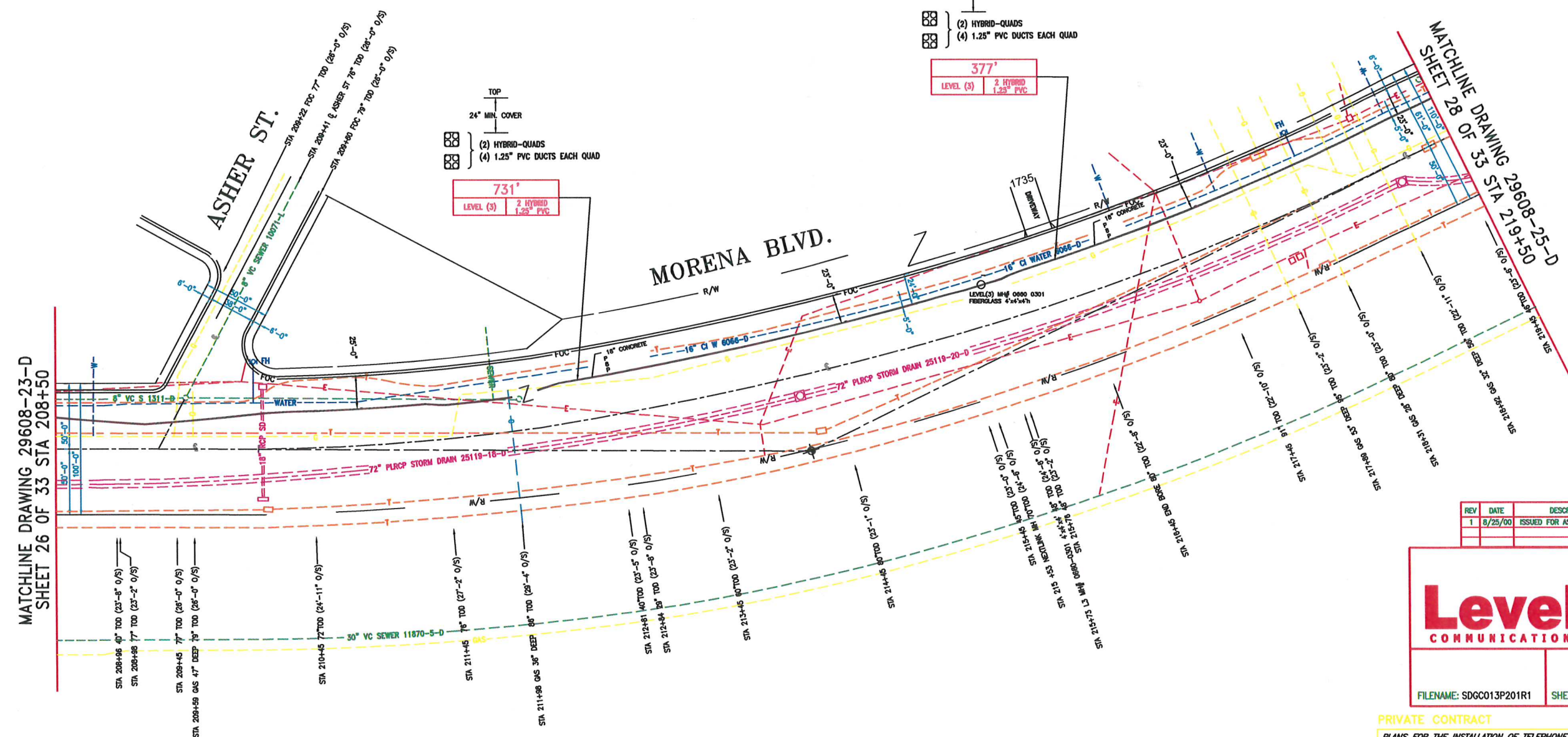
TWO WORKING DAYS BEFORE YOU DIG

12-18-98 4-16-99  
3-11-99  
4-8-99

Sec9\_23.DWG



SCALE IN FEET - 1"=40'



MATCHLINE DRAWING 29608-23-D  
SHEET 26 OF 33 STA 208+50

MATCHLINE DRAWING 29608-25-D  
SHEET 28 OF 33 STA 219+50

REV	DATE	DESCRIPTION	CHKD	DRWN
1	8/25/00	ISSUED FOR ASBUILT	LL	LL

# Level (3)

COMMUNICATIONS

27

FILENAME: SDGC013P201R1 SHEET 27 OF 33

PRIVATE CONTRACT  
PLANS FOR THE INSTALLATION OF TELEPHONE CONDUITS FOR:  
**MORENA BOULEVARD SOUTH OF ASHER STREET**  
SECTION 9

**SIB & O** PLANNING DESIGN CONSULTATION  
Land Planning  
Civil Engineering  
Land Surveying

SB&O, Inc.  
3515 Kearny Villa Road, Suite 201  
San Diego, California 92123 (619)560-1141

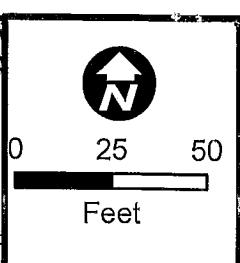
ALLEN L. BUTCHER DATE

CITY OF SAN DIEGO, CALIFORNIA ENGINEERING DEPARTMENT SHEET 24 OF 30 SHEETS	W.O. NO. 980829			
FOR CITY ENGINEER	DATE			
DESCRIPTION	BY	APPROVED	DATE	PLAID
GENERAL	SB&O			
CONTRACTOR	DATE STARTED	INSPECTOR	DATE COMPLETED	
				29608-24-D

**Underground Service Alert**  
Call: TOLL FREE  
1-800-422-4133  
TWO WORKING DAYS BEFORE YOU DIG

12-18-98 4-16-99  
3-11-99  
4-8-99

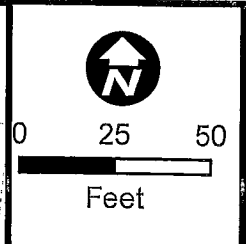
Sec9\_24.DWG



Map Number: 15765-119005
Map Type: <b>Conductor Path Map</b>
Printed By: CORP\LMMarque
Printed Date: 8/13/2014

CONFIDENTIAL - PROPERTY OF SDG&E. FOR INTERNAL USE ONLY. UNAUTHORIZED DISSEMINATION PROHIBITED. THIS DOCUMENT SHALL BE TREATED AS CONFIDENTIAL PURSUANT TO Public Utilities Code Section 583, General Order 66-C, any applicable non-disclosure agreement, and/or the North American Electric Reliability Corporation's Rules of Procedure, Section 1500 et seq, and any other applicable federal and state laws and regulations. THIS MAP IS NOT SURVEY GRADE, and SDG&E makes no representations or warranties, expressed or implied, as to its accuracy, correctness, defensibility, completeness or any other standard or measure of quality or adequacy, or as to its fitness for use or intended use for any particular purpose. SDG&E disclaims all liability for your selection or use of this map or any consequences therefrom. \*Certain technology used under license from AT&T Intellectual Property I, L.P. Copyright © 1998 - 2007 AT&T Intellectual Property I, L.P. All Rights Reserved.

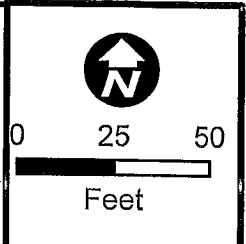




Map Number: 15765-118995  
 Map Type: Conductor Path Map  
 Printed By: CORP/LM/Markue  
 Printed Date: 8/13/2014

CONFIDENTIAL - PROPERTY OF SDG&E. FOR INTERNAL USE ONLY. UNAUTHORIZED DISSEMINATION PROHIBITED. THIS DOCUMENT SHALL BE TREATED AS CONFIDENTIAL PURSUANT TO Public Utilities Code Section 583, General Order 66-C, any applicable non-disclosure agreement, and/or the North American Electric Reliability Corporation's Rules of Procedure, Section 1500 et seq, and any other applicable federal and state laws and regulations. THIS MAP IS NOT SURVEY GRADE, and SDG&E makes no representations or warranties, expressed or implied, as to its accuracy, correctness, defensibility, completeness or any other standard or measure of quality or adequacy, or as to its fitness for use or intended use for any particular purpose. SDG&E disclaims all liability for your selection or use of this map or any consequences therefrom. © Certain technology used under license from AT&T Intellectual Property I, L.P. Copyright © 1998 - 2007 AT&T Intellectual Property I, L.P. All Rights Reserved.

**SDGE**  
 Sempra Energy utility



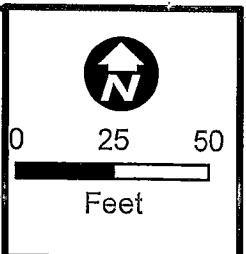
Map Number: 15772-118990  
 Map Type: Conductor Path Map  
 Printed By: CORP/LMM/Markue  
 Printed Date: 8/13/2014

**CONFIDENTIAL - PROPERTY OF SDG&E. FOR INTERNAL USE ONLY. UNAUTHORIZED DISSEMINATION PROHIBITED. THIS DOCUMENT SHALL BE TREATED AS CONFIDENTIAL PURSUANT TO Public Utilities Code Section 583, General Order 66-C, any applicable non-disclosure agreement, and/or the North American Electric Reliability Corporation's Rules of Procedure, Section 1500 et seq. and any other applicable federal and state laws and regulations. THIS MAP IS NOT A SURVEY GRADE, and SDG&E makes no representations or warranties, expressed or implied, as to its accuracy, correctness, defensibility, completeness or any other standard or measure of quality or adequacy, or as to its fitness for use or intended use for any particular purpose. SDG&E disclaims all liability for your selection or use of this map or any consequences therefrom. "Certain technology used under license from AT&T Intellectual Property I, L.P. Copyright ©1998 - 2007 AT&T Intellectual Property I, L.P. All Rights Reserved.**

**SDGE**  
 Sempra Energy utility

15765-118990

15780-118990



Map Number: 15765-118990  
 Map Type: Conductor Path Map  
 Printed By: CORP/LMMarque  
 Printed Date: 8/13/2014

CONFIDENTIAL - PROPERTY OF SDG&E. FOR INTERNAL USE ONLY. UNAUTHORIZED DISSEMINATION PROHIBITED. THIS DOCUMENT SHALL BE TREATED AS CONFIDENTIAL PURSUANT TO Public Utilities Code Section 583, General Order 66-C, any applicable non-disclosure agreement, and/or the North American Electric Reliability Corporation's Rules of Procedure, Section 1500 et seq, and any other applicable federal and state laws and regulations. THIS MAP IS NOT A SURVEY, GRADE, and SDG&E makes no representations or warranties, expressed or implied, as to its accuracy, correctness, defensibility, completeness or any other standard of measure of quality or adequacy, or as to its fitness for use or intended use for any particular purpose. SDG&E disclaims all liability for your selection or use of this map or any consequences therefrom. \*Certain technology used under license from AT&T Intellectual Property, L.P. Copyright ©1996 - 2007 AT&T Intellectual Property 1, L.P. All Rights Reserved.



15757-118990

15772-118990





0 25 50  
Feet

Map Number: 15772-118985  
 Map Type: Conductor Path Map  
 Printed By: CORPALMMarque  
 Printed Date: 8/13/2014

CONFIDENTIAL - PROPERTY OF SDG&E. FOR INTERNAL USE ONLY, UNAUTHORIZED DISSEMINATION PROHIBITED. THIS DOCUMENT SHALL BE TREATED AS CONFIDENTIAL PURSUANT TO Public Utilities Code Section 583, General Order 66-C, any applicable non-disclosure agreement, and/or the North American Electric Reliability Corporation's Rules of Procedure, Section 1500 et seq. and any other applicable federal and state laws and regulations. THIS MAP IS NOT A SURVEY, GRADE, and SDG&E makes no representations or warranties, expressed or implied, as to its accuracy, correctness, defensibility, completeness or any other standard or measure of quality or adequacy, or as to its fitness for use or intended use for any particular purpose. SDG&E disclaims all liability for your selection or use of this map or any consequences therefrom. "Certain technology used under license from AT&T Intellectual Property 1, L.P. Copyright © 1998 - 2007 AT&T Intellectual Property 1, L.P. All Rights Reserved.

Sempra Energy utility

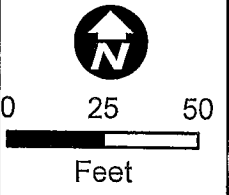
15765-118985

15780-118985



15757-118985

15765-118980



Map Number: 15765-118985
Map Type: <b>Conductor Path Map</b>
Printed By: CORPLMMarque
Printed Date: 8/13/2014

CONFIDENTIAL - PROPERTY OF SDG&E. FOR INTERNAL USE ONLY, UNAUTHORIZED DISSEMINATION PROHIBITED. THIS DOCUMENT SHALL BE TREATED AS CONFIDENTIAL PURSUANT TO Public Utilities Code Section 583, General Order 66-C, any applicable non-disclosure agreement, and/or the North American Electric Reliability Corporation's Rules of Procedure. Section 1500 et seq, and any other applicable federal and state laws and regulations. THIS MAP IS NOT A SURVEY GRAB, and SDG&E makes no representations or warranties, expressed or implied, as to its accuracy, correctness, defensibility, completeness or any other standard or measure of quality or adequacy, or as to its fitness for use or intended use for any particular purpose. SDG&E disclaims all liability for your selection or use of this map or any consequences therefrom. © Certain technology used under license from AT&T Intellectual Property I, L.P. Copyright © 1998 - 2007 AT&T Intellectual Property I, L.P. All Rights Reserved.





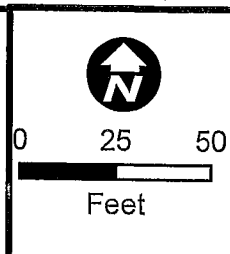
0 25 50  
Feet

**N**

Map Number: 15765-119005
Map Type: <b>Conductor Path Map</b>
Printed By: CORP/LMMarque
Printed Date: 8/13/2014

CONFIDENTIAL - PROPERTY OF SDG&E. FOR INTERNAL USE ONLY. UNAUTHORIZED DISSEMINATION PROHIBITED. THIS DOCUMENT SHALL BE TREATED AS CONFIDENTIAL PURSUANT TO Public Utilities Code Section 963, General Order 66-C, any applicable non-disclosure agreement, and/or the North American Electric Reliability Corporation's Rules of Procedure, Section 1500 et seq, and any other applicable federal and state laws and regulations. THIS MAP IS NOT SURVEY GRADE, and SDG&E makes no representations or warranties, expressed or implied, as to its accuracy, correctness, defensibility, completeness or any other standard or measure of quality or adequacy, or as to its fitness for use or intended use for any particular purpose. SDG&E disclaims all liability for your selection or use of this map or any consequences therefrom. \*Certain technology used under license from AT&T Intellectual Property I, L.P. Copyright © 1998 - 2007 AT&T Intellectual Property I, L.P. All Rights Reserved.





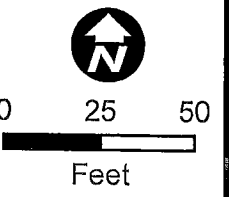
Map Number: 15772-119005  
 Map Type: **Conductor Path Map**  
 Printed By: CORP\LMMarque  
 Printed Date: 8/13/2014

CONFIDENTIAL - PROPERTY OF SDG&E. FOR INTERNAL USE ONLY. UNAUTHORIZED DISSEMINATION PROHIBITED. THIS DOCUMENT SHALL BE TREATED AS CONFIDENTIAL PURSUANT TO Public Utilities Code Section 583, General Order 66-C, any applicable non-disclosure agreement, and/or the North American Electric Reliability Corporation's Rules of Procedure, Section 1500 et seq, and any other applicable federal and state laws and regulations. THIS MAP IS NOT SURVEY GRADE, and SDG&E makes no representations or warranties, expressed or implied, as to its accuracy, correctness, defensibility, completeness or any other standard or measure of quality or adequacy, or as to its fitness for use or intended use for any particular purpose. SDG&E disclaims all liability for your selection or use of this map or any consequences therefrom. © Certain technology used under license from AT&T Intellectual Property I, L.P. Copyright © 1998 - 2007 AT&T Intellectual Property I, L.P. All Rights Reserved.

15765-119005

15780-119005

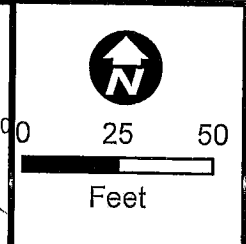




Map Number: 15765-119000
Map Type: Conductor Path Map
Printed By: CORP\LMMarque
Printed Date: 8/13/2014

CONFIDENTIAL - PROPERTY OF SDG&E. FOR INTERNAL USE ONLY. UNAUTHORIZED DISSEMINATION PROHIBITED. THIS DOCUMENT SHALL BE TREATED AS CONFIDENTIAL PURSUANT TO Public Utilities Code Section 583, General Order 66-C, any applicable non-disclosure agreement, and/or the North American Electric Reliability Corporation's Rules of Procedure, Section 1500 et seq. and any other applicable federal and state laws and regulations. THIS MAP IS NOT A SURVEY GRADE, and SDG&E makes no representations or warranties, expressed or implied, as to its accuracy, correctness, defensibility, completeness or any other standard or measure of quality or adequacy, or as to its fitness for use or intended use for any particular purpose. SDG&E disclaims all liability for your selection or use of this map or any consequences therefrom. \*Certain technology used under license from AT&T Intellectual Property I, L.P. Copyright ©1998 - 2007 AT&T Intellectual Property I, L.P. All Rights Reserved.





Map Number: 15772-119000  
 Map Type: **Conductor Path Map**  
 Printed By: CORP/LM/Markue  
 Printed Date: 8/13/2014

**CONFIDENTIAL - PROPERTY OF SDG&E. FOR INTERNAL USE ONLY UNAUTHORIZED DISSEMINATION PROHIBITED. THIS DOCUMENT SHALL BE TREATED AS CONFIDENTIAL PURSUANT TO Public Utilities Code Section 983, General Order 66-C, any applicable non-disclosure agreement, and/or the North American Electric Reliability Corporation's Rules of Procedure, Section 1500 et seq, and any other applicable federal and state laws and regulations. THIS MAP IS NOT SURVEY GRADE, and SDG&E makes no representations or warranties, expressed or implied, as to its accuracy, correctness, definiteness, completeness or any other standard or measure of quality or adequacy, or as to its fitness for use or intended use for any particular purpose. SDG&E disclaims all liability for your selection or use of this map or any consequences therefrom. "Certain technology used under license from AT&T Intellectual Property 1, L.P. Copyright ©1998 - 2007 AT&T Intellectual Property 1, L.P. All Rights Reserved.**

**SDGE**  
 A Sempra Energy utility

15765-119000

15780-119000

15772-119005

15772-118995

15765-119000



50

Feet

Map Number: 15772-119000

Map Type: Gas Asset Map

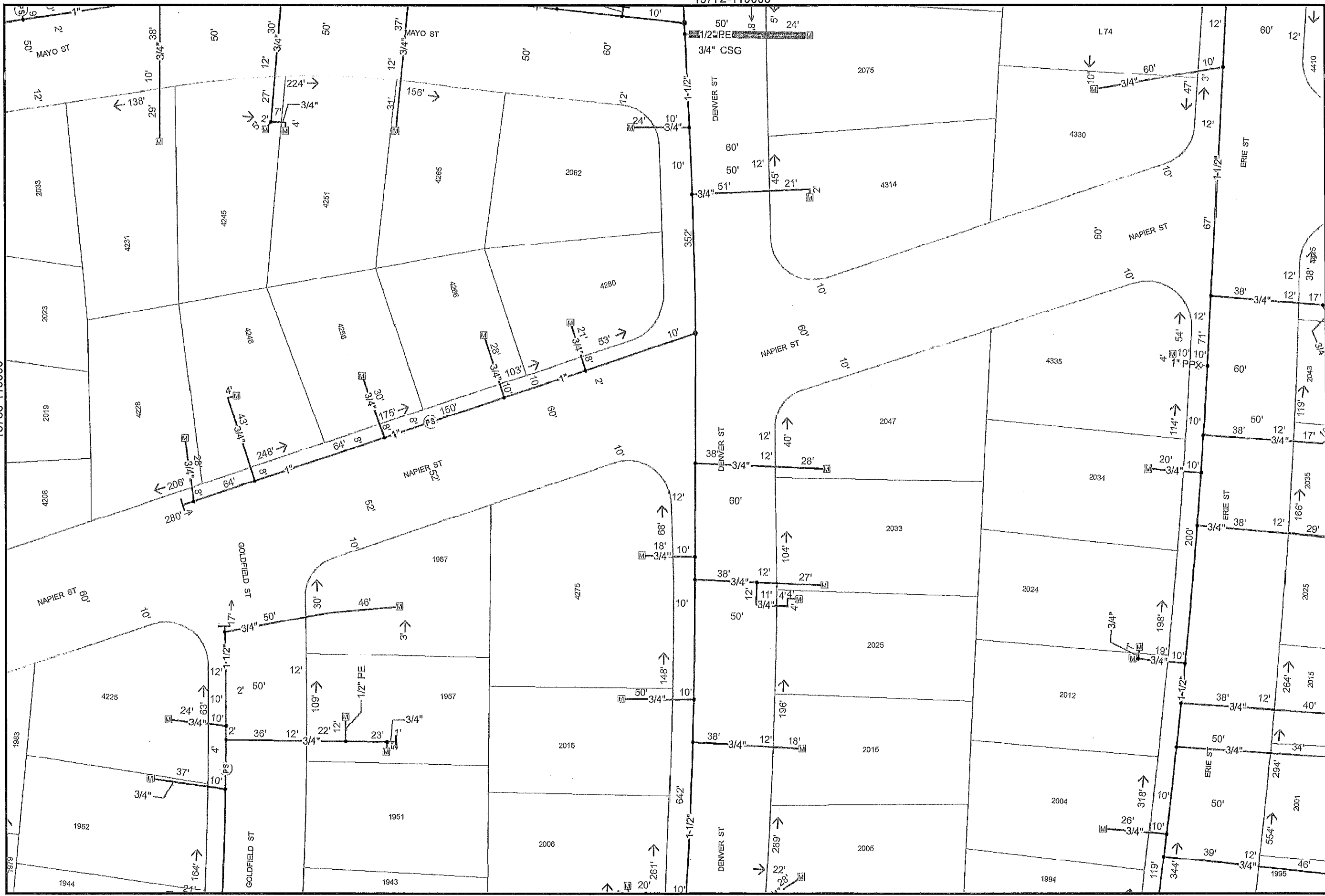
Printed By: CORP/CSpears1

Printed Date: 8/15/2014

SDG&E is providing this map to you as a courtesy. SDG&E does not represent that the information contained herein is accurate. SDG&E disclaims all warranties, express or implied, including the warranty of fitness for particular purpose. You are solely responsible for selecting this map to use and you are solely responsible for any consequences resulting from your use.  
\*Certain technology used under license from AT&T Intellectual Property I, L.P. Copyright ©1998 - 2007 AT&T Intellectual Property I, L.P. All Rights Reserved.\*

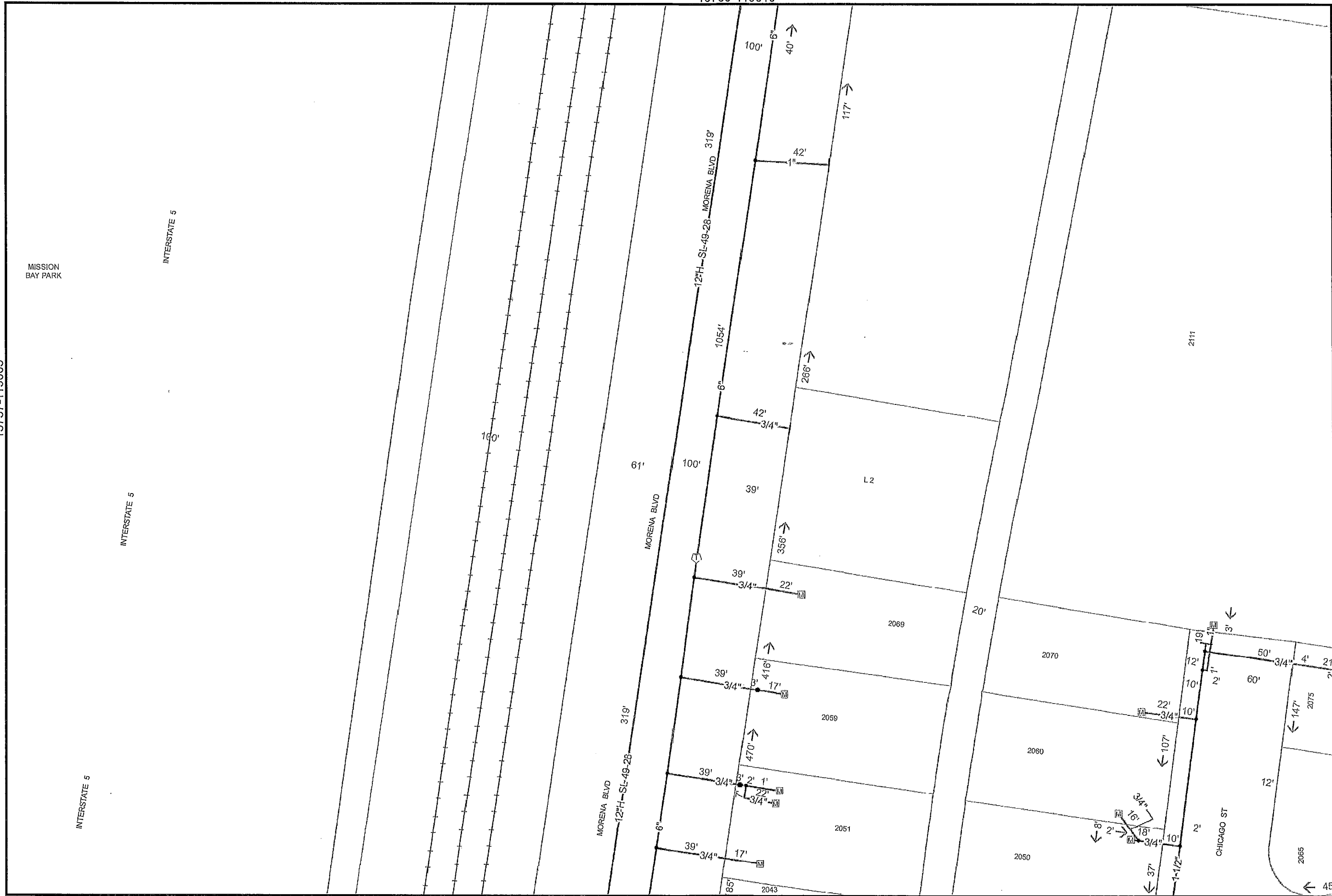


Sempra Energy Utility

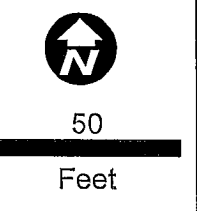


15765-119010

15757-119005



15765-119000



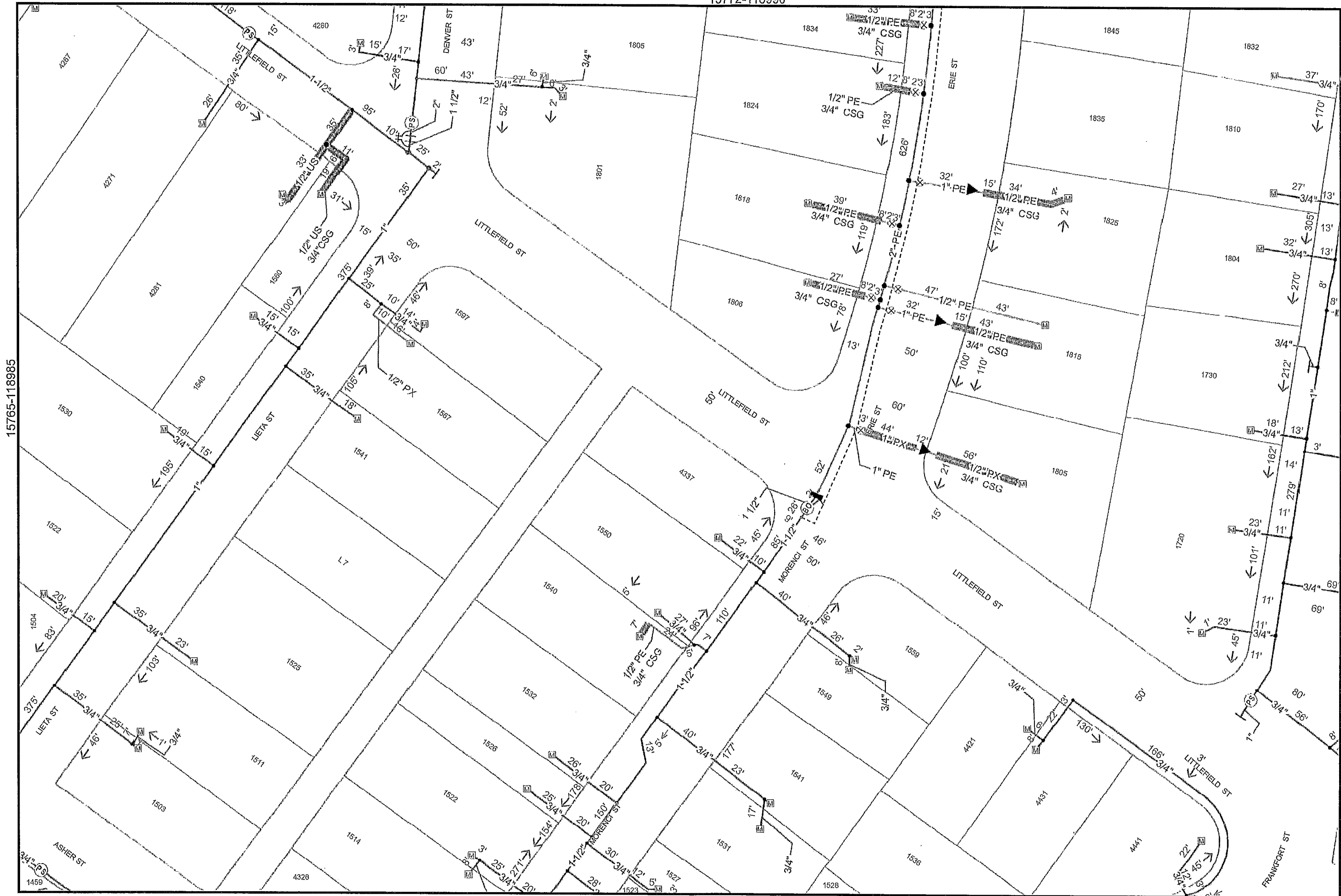
Map Number: 15765-119005  
 Map Type: Gas Asset Map  
 Printed By: CORP(CS)pears1  
 Printed Date: 8/15/2014

SDG&E is providing this map to you as a courtesy. SDG&E does not represent that the information contained herein is accurate. SDG&E disclaims all warranties, express or implied, including the warranty of fitness for particular purpose. You are solely responsible for selecting this map to use and you are solely responsible for any consequences resulting from your use.  
 \*Certain technology used under license from AT&T Intellectual Property I, L.P. Copyright ©1998 - 2007 AT&T Intellectual Property I, L.P. All Rights Reserved.\*



15772-119005





50

Feet

Map Number: 15772-118985

Map Type: Gas Asset Map

Printed By: CORPICSpears1

Printed Date: 8/15/2014

SDG&E is providing this map to you as a courtesy. SDG&E does not represent that the information contained herein is accurate. SDG&E disclaims all warranties, express or implied, including the warranty of fitness for particular purpose. You are solely responsible for selecting this map to use and you are solely responsible for any consequences resulting from your use.  
 \*Certain technology used under license from AT&T Intellectual Property I, L.P. Copyright ©1998  
 - 2007 AT&T Intellectual Property I, L.P. All Rights Reserved.



Seinpra Energy Utility

15772-119000

15765-118995

15772-118990



50

Feet

Map Number: 15772-118995

Map Type: Gas Asset Map

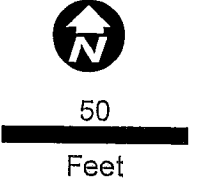
Printed By: CORP/CSpears1

Printed Date: 8/15/2014

SDG&E is providing this map to you as a courtesy. SDG&E does not represent that the information contained herein is accurate. SDG&E disclaims all warranties, express or implied, including the warranty of fitness for particular purpose. You are solely responsible for selecting this map to use and you are solely responsible for any consequences resulting from your use.

"Certain technology used under license from AT&T Intellectual Property I, L.P. Copyright ©1998 - 2007 AT&T Intellectual Property I, L.P. All Rights Reserved."





Map Number: 15772-119005  
 Map Type: Gas Asset Map  
 Printed By: CORP/CSpears1  
 Printed Date: 8/15/2014

SDG&E is providing this map to you as a courtesy. SDG&E does not represent that the information contained herein is accurate. SDG&E disclaims all warranties, express or implied, including the warranty of fitness for particular purpose. You are solely responsible for selecting this map to use and you are solely responsible for any consequences resulting from your use.  
 "Certain technology used under license from AT&T Intellectual Property I, L.P. Copyright ©1998 - 2007 AT&T Intellectual Property I, L.P. All Rights Reserved."





15757-118990



50  
Feet


Map Number: 15765-118990  
 Map Type: Gas Asset Map  
 Printed By: CORP/CSpears1  
 Printed Date: 8/15/2014

SDG&E is providing this map to you as a courtesy. SDG&E does not represent that the information contained herein is accurate. SDG&E disclaims all warranties, express or implied, including the warranty of fitness for particular purpose. You are solely responsible for selecting this map to use and you are solely responsible for any consequences resulting from your use.  
 © 2007 AT&T Intellectual Property I, L.P. All Rights Reserved.





15757-118995

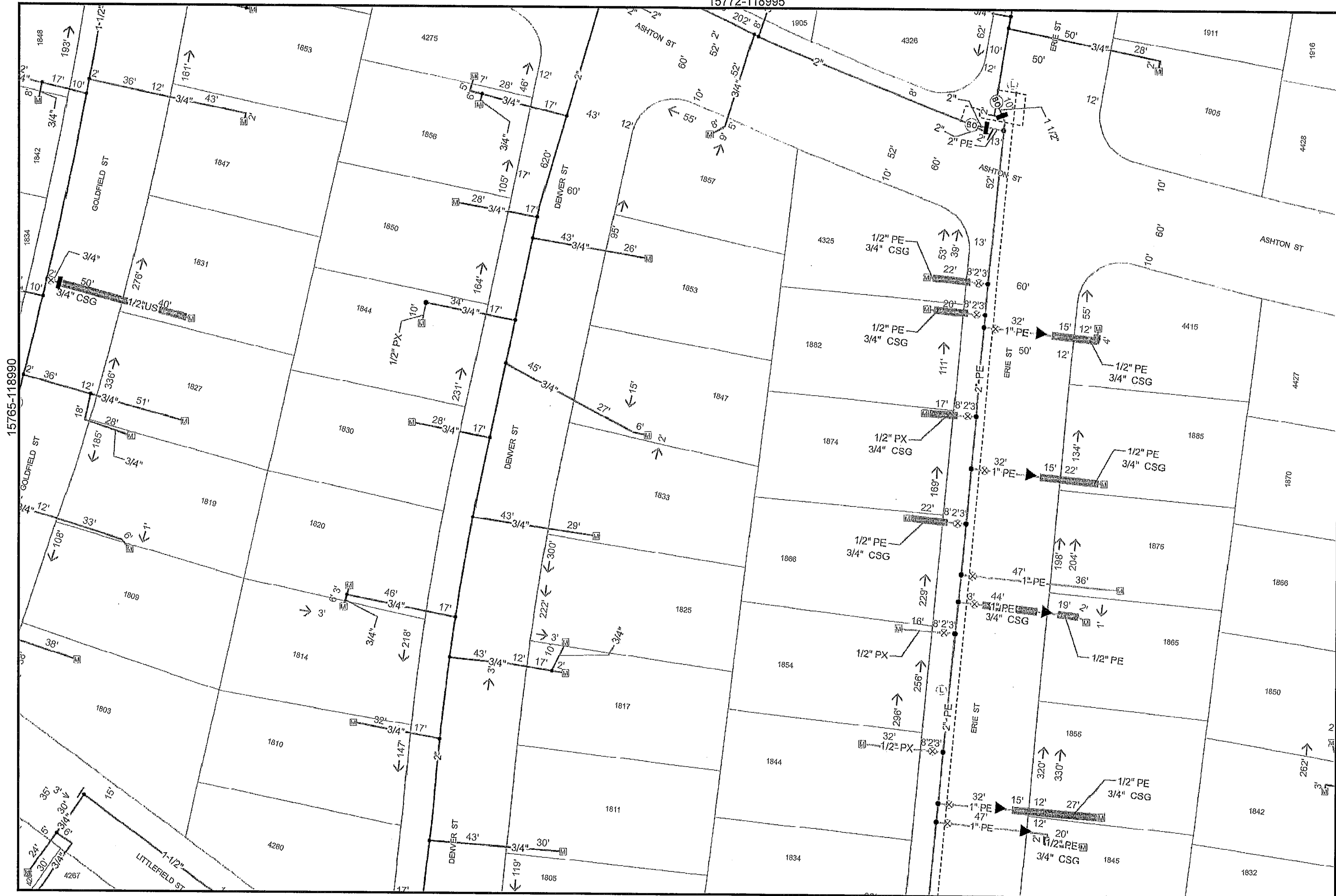


Map Number: 15765-118995  
 Map Type: Gas Asset Map  
 Printed By: CORPICSpears1  
 Printed Date: 8/15/2014

SDG&E is providing this map to you as a courtesy. SDG&E does not represent that the information contained herein is accurate. SDG&E disclaims all warranties, express or implied, including the warranty of fitness for particular purpose. You are solely responsible for selecting this map to use and you are solely responsible for any consequences resulting from your use.  
 "Certain technology used under license from AT&T Intellectual Property I, L.P. Copyright ©1998 - 2007 AT&T Intellectual Property I, L.P. All Rights Reserved."



15772-118995



15765-118990



50

Feet

Map Number: 15772-118990

Map Type: Gas Asset Map

Printed By: CORP/CSpears1

Printed Date: 8/15/2014

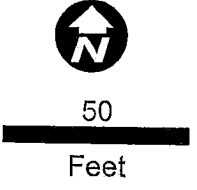
15780-118990

SDG&E is providing this map to you as a courtesy. SDG&E does not represent that the information contained herein is accurate. SDG&E disclaims all warranties, express or implied, including the warranty of fitness for particular purpose. You are solely responsible for selecting this map to use and you are solely responsible for any consequences resulting from your use.  
\*Certain technology used under license from AT&T Intellectual Property I, L.P. Copyright ©1998 - 2007 AT&T Intellectual Property I, L.P. All Rights Reserved.\*



Sempra Energy Utility

15772-118985



Map Number: 15765-118985  
 Map Type: Gas Asset Map  
 Printed By: CORP/CSpears1  
 Printed Date: 8/15/2014

SDG&E is providing this map to you as a courtesy. SDG&E does not represent that the information contained herein is accurate. SDG&E disclaims all warranties, express or implied, including the warranty of fitness for particular purpose. You are solely responsible for selecting this map to use and you are solely responsible for any consequences resulting from your use.  
 \*Certain technology used under license from AT&T Intellectual Property I, L.P. Copyright ©1999 - 2007 AT&T Intellectual Property I, L.P. All Rights Reserved.\*



15765-119005

15765-118995



50

Feet

Map Number: 15765-119000

Map Type: Gas Asset Map

Printed By: CORP/CSpears1

Printed Date: 8/15/2014

SDG&E is providing this map to you as a courtesy. SDG&E does not represent that the information contained herein is accurate. SDG&E disclaims all warranties, express or implied, including the warranty of fitness for particular purpose. You are solely responsible for selecting this map to use and you are solely responsible for any consequences resulting from your use.  
 \*Certain technology used under license from: AT&T Intellectual Property I, L.P. Copyright ©1998  
 - 2007 AT&T Intellectual Property I, L.P. All Rights Reserved.\*



Sempra Energy Utility

15757-119000

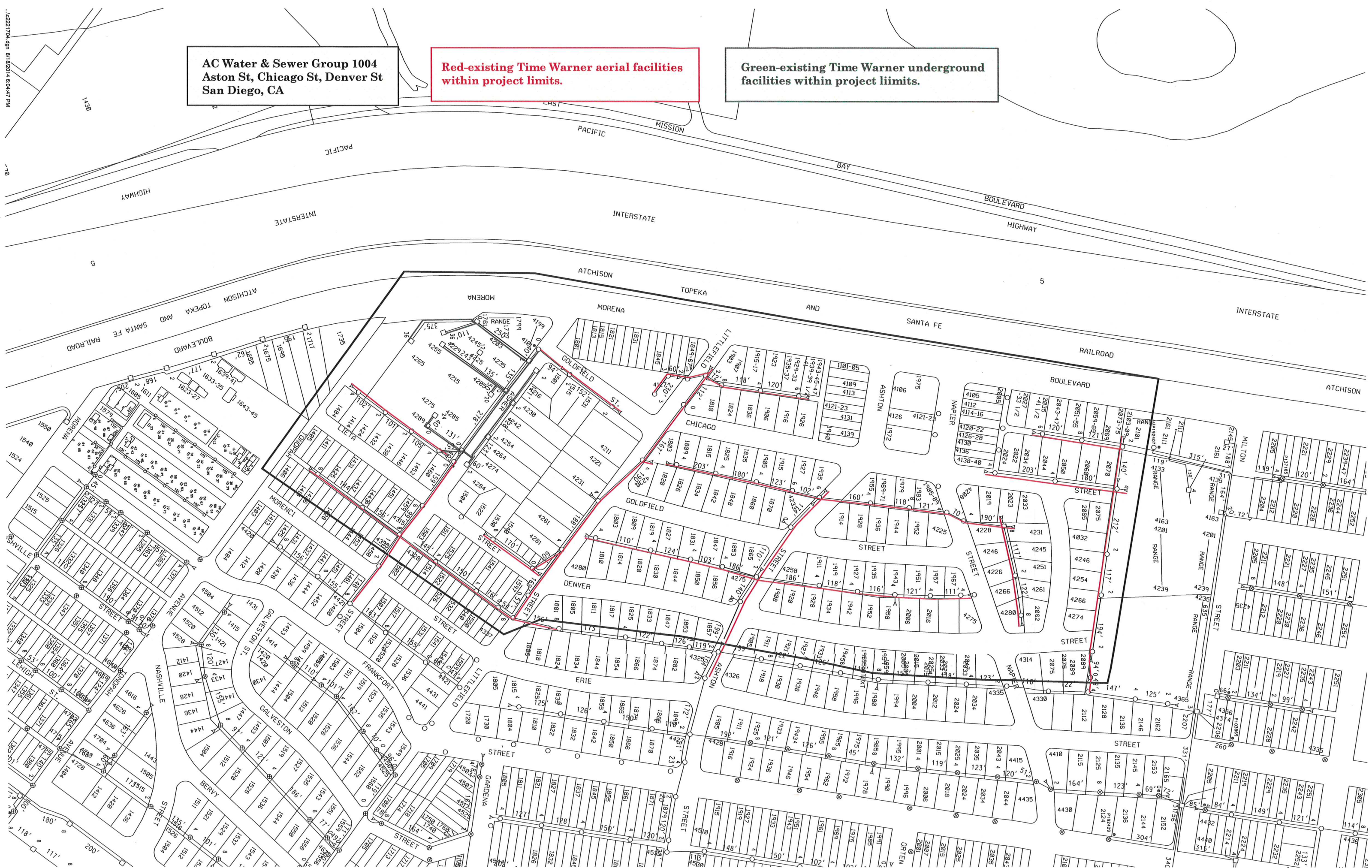
15772-119000



AC Water & Sewer Group 1004  
Aston St, Chicago St, Denver St  
San Diego, CA

Red-existing Time Warner aerial facilities  
within project limits.

Green-existing Time Warner underground  
facilities within project limits.



12/22/17 04:08pm 8/18/2014 6:04:47 PM

-70

5

**APPENDIX I**  
**HAZARDOUS LABELS/FORMS**

# INCIDENT/RELEASE ASSESSMENT FORM <sup>1</sup>

## If you have an emergency, Call 911

Handlers of hazardous materials are required to report releases. The following is a tool to be used for assessing if a release is reportable. Additionally, a non-reportable release incident form is provided to document why a release is not reported (see back).

### Questions for Incident Assessment:

	YES	NO
1. Was anyone killed or injured, or did they require medical care or admitted to a hospital for observation?	<input type="checkbox"/>	<input type="checkbox"/>
2. Did anyone, other than employees in the immediate area of the release, evacuate?	<input type="checkbox"/>	<input type="checkbox"/>
3. Did the release cause off-site damage to public or private property?	<input type="checkbox"/>	<input type="checkbox"/>
4. Is the release greater than or equal to a reportable quantity (RQ)?	<input type="checkbox"/>	<input type="checkbox"/>
5. Was there an uncontrolled or unpermitted release to the air?	<input type="checkbox"/>	<input type="checkbox"/>
6. Did an uncontrolled or unpermitted release escape secondary containment, or extend into any sewers, storm water conveyance systems, utility vaults and conduits, wetlands, waterways, public roads, or off site?	<input type="checkbox"/>	<input type="checkbox"/>
7. Will control, containment, decontamination, and/or clean up require the assistance of federal, state, county, or municipal response elements?	<input type="checkbox"/>	<input type="checkbox"/>
8. Was the release or threatened release involving an unknown material or contains an unknown hazardous constituent?	<input type="checkbox"/>	<input type="checkbox"/>
9. Is the incident a threatened release (a condition creating a substantial probability of harm that requires immediate action to prevent, reduce, or mitigate damages to persons, property, or the environment)?	<input type="checkbox"/>	<input type="checkbox"/>
10. Is there an increased potential for secondary effects including fire, explosion, line rupture, equipment failure, or other outcomes that may endanger or cause exposure to employees, the general public, or the environment?	<input type="checkbox"/>	<input type="checkbox"/>

If the answer is YES to any of the above questions – report the release to the California Office of Emergency Services at 800-852-7550 and the local CUPA daytime: (619) 338-2284, after hours: (858) 565-5255. Note: other state and federal agencies may require notification depending on the circumstances.

\*Call 911 in an emergency\*

If all answers are NO, complete a Non Reportable Release Incident Form (page 2 of 2) and keep readily available. Documenting why a “no” response was made to each question will serve useful in the event questions are asked in the future, and to justify not reporting to an outside regulatory agency.

If in doubt, report the release.

<sup>1</sup> This document is a guide for accessing when hazardous materials release reporting is required by Chapter 6.95 of the California Health and Safety Code. It does not replace good judgment, Chapter 6.95, or other state or federal release reporting requirements.

# NON REPORTABLE RELEASE INCIDENT FORM

## 1. RELEASE AND RESPONSE DESCRIPTION

Incident # \_\_\_\_\_

Date/Time Discovered	Date/Time Discharge	Discharge Stopped <input type="checkbox"/> Yes <input type="checkbox"/> No
Incident Date / Time:		
Incident Business / Site Name:		
Incident Address:		
Other Locators (Bldg, Room, Oil Field, Lease, Well #, GIS)		
Please describe the incident and indicate specific causes and area affected. Photos Attached?: <input type="checkbox"/> Yes <input type="checkbox"/> No		
Indicate actions to be taken to prevent similar releases from occurring in the future.		

## 2. ADMINISTRATIVE INFORMATION

Supervisor in charge at time of incident:	Phone:
Contact Person:	Phone:

## 3. CHEMICAL INFORMATION

Chemical	Quantity <input type="checkbox"/> GAL <input type="checkbox"/> LBS <input type="checkbox"/> FT <sup>3</sup>
Chemical	Quantity <input type="checkbox"/> GAL <input type="checkbox"/> LBS <input type="checkbox"/> FT <sup>3</sup>
Chemical	Quantity <input type="checkbox"/> GAL <input type="checkbox"/> LBS <input type="checkbox"/> FT <sup>3</sup>
Clean-Up Procedures & Timeline:	
Completed By:	Phone:
Print Name:	Title:

**EMERGENCY RELEASE FOLLOW - UP NOTICE REPORTING FORM**

<b>A</b>	BUSINESS NAME	FACILITY EMERGENCY CONTACT & PHONE NUMBER ( ) -	
<b>B</b>	INCIDENT DATE MO DAY YR	TIME OES NOTIFIED (use 24 hr time)	OES CONTROL NO.
<b>C</b>	INCIDENT ADDRESS LOCATION	CITY / COMMUNITY	COUNTY ZIP
<b>D</b>	CHEMICAL OR TRADE NAME (print or type)		CAS Number
<b>D</b>	CHECK IF CHEMICAL IS LISTED IN 40 CFR 355, APPENDIX A <input type="checkbox"/>	CHECK IF RELEASE REQUIRES NOTIFICATION UNDER 42 U.S.C. Section 9603 (a) <input type="checkbox"/>	
<b>D</b>	PHYSICAL STATE CONTAINED <input type="checkbox"/> SOLID <input type="checkbox"/> LIQUID <input type="checkbox"/> GAS	PHYSICAL STATE RELEASED <input type="checkbox"/> SOLID <input type="checkbox"/> LIQUID <input type="checkbox"/> GAS	QUANTITY RELEASED
<b>D</b>	ENVIRONMENTAL CONTAMINATION <input type="checkbox"/> AIR <input type="checkbox"/> WATER <input type="checkbox"/> GROUND <input type="checkbox"/> OTHER	TIME OF RELEASE	DURATION OF RELEASE — DAYS — HOURS — MINUTES
<b>E</b>	ACTIONS TAKEN		
<b>F</b>	KNOWN OR ANTICIPATED HEALTH EFFECTS (Use the comments section for addition information)		
	<input type="checkbox"/> ACUTE OR IMMEDIATE (explain) _____		
	<input type="checkbox"/> CHRONIC OR DELAYED (explain) _____		
	<input type="checkbox"/> NOTKNOWN (explain) _____		
<b>G</b>	ADVICE REGARDING MEDICAL ATTENTION NECESSARY FOR EXPOSED INDIVIDUALS		
<b>H</b>	COMMENTS (INDICATE SECTION (A - G) AND ITEM WITH COMMENTS OR ADDITIONAL INFORMATION)		
<b>I</b>	CERTIFICATION: I certify under penalty of law that I have personally examined and I am familiar with the information submitted and believe the submitted information is true, accurate, and complete.		
	REPORTING FACILITY REPRESENTATIVE (print or type) _____		
	SIGNATURE OF REPORTING FACILITY REPRESENTATIVE _____		DATE: _____

## **EMERGENCY RELEASE FOLLOW-UP NOTICE REPORTING FORM INSTRUCTIONS**

### **GENERAL INFORMATION:**

Chapter 6.95 of Division 20 of the California Health and Safety Code requires that written emergency release follow-up notices prepared pursuant to 42 U.S.C. § 11004, be submitted using this reporting form. Non-permitted releases of reportable quantities of Extremely Hazardous Substances (listed in 40 CFR 355, appendix A) or of chemicals that require release reporting under section 103(a) of the Comprehensive Environmental Response, Compensation, and Liability Act of 1980 [42 U.S.C. § 9603(a)] must be reported on the form, as soon as practicable, but no later than 30 days, following a release. The written follow-up report is required in addition to the verbal notification.

### **BASIC INSTRUCTIONS:**

- The form, when filled out, reports follow-up information required by 42 U.S.C § 11004. Ensure that all information requested by the form is provided as completely as possible.
- If the incident involves reportable releases of more than one chemical, prepare one report form for each chemical released.
- If the incident involves a series of separate releases of chemical(s) at different times, the releases should be reported on separate reporting forms.

### **SPECIFIC INSTRUCTIONS:**

**Block A:** Enter the name of the business and the name and phone number of a contact person who can provide detailed facility information concerning the release.

**Block B:** Enter the date of the incident and the time that verbal notification was made to OES. The OES control number is provided to the caller by OES at the time verbal notification is made. Enter this control number in the space provided.

**Block C:** Provide information pertaining to the location where the release occurred. Include the street address, the city or community, the county and the zip code.

**Block D:** Provide information concerning the specific chemical that was released. Include the chemical or trade name and the Chemical Abstract Service (CAS) number. Check all categories that apply. Provide best available information on quantity, time and duration of the release.

**Block E:** Indicate all actions taken to respond to and contain the release as specified in 42 U.S.C. § 11004(c).

**Block F:** Check the categories that apply to the health effects that occurred or could result from the release. Provide an explanation or description of the effects in the space provided. Use Block H for additional comments/information if necessary to meet requirements specified in 42 U.S.C. § 11004(c).

**Block G:** Include information on the type of medical attention required for exposure to the chemical released. Indicate when and how this information was made available to individuals exposed and to medical personnel, if appropriate for the incident, as specified in 42 U.S.C. § 11004(c).

**Block H:** List any additional pertinent information.

**Block I:** Print or type the name of the facility representative submitting the report. Include the official signature and the date that the form was prepared.

### **MAIL THE COMPLETED REPORT TO:**

**State Emergency Response Commission (SERC)  
Attn: Section 304 Reports  
Hazardous Materials Unit  
3650 Schriever Avenue  
Mather, CA 95655**

NOTE: Authority cited: Sections 25503, 25503.1 and 25507.1, Health and Safety Code. Reference: Sections 25503(b)(4), 25503.1, 25507.1, 25518 and 25520, Health and Safety Code.

**ATTACHMENT F**  
**INTENTIONALLY LEFT BLANK**

# City of San Diego

CITY CONTACT: DAMIAN SINGLETON, Contract Specialist, Email: [Dsingleton@sandiego.gov](mailto:Dsingleton@sandiego.gov)  
Phone No. (619) 533-3482, Fax No. (619) 533-3633

## ADDENDUM "A"

FOR

AC Water & Sewer Group 1004



BID NO.: \_\_\_\_\_ K-15-1310-DBB-3  
SAP NO. (WBS/IO/CC): \_\_\_\_\_ B-14146 / B-14148  
CLIENT DEPARTMENT: \_\_\_\_\_ 2012 / 2013  
COUNCIL DISTRICT: \_\_\_\_\_ 2  
PROJECT TYPE: \_\_\_\_\_ KB / JA


### **BID DUE DATE:**

**2:00 PM  
FEBRUARY 17, 2015  
CITY OF SAN DIEGO  
PUBLIC WORKS CONTRACTS  
1010 SECOND AVENUE, 14<sup>th</sup> FLOOR, MS 614C  
SAN DIEGO, CA 92101**




## ENGINEER OF WORK

The engineering Specifications and Special Provisions contained herein have been prepared by or under the direction of the following Registered Engineer:

  
\_\_\_\_\_  
For City Engineer

2/4/15  
Date

Seal:



**A. CHANGES TO CONTRACT DOCUMENTS**

The following changes to the Contract Documents are hereby made effective as though originally issued with the bid package. Bidders are reminded that all previous requirements to this solicitation remain in full force and effect.

**B. VOLUME 1**

1. To Notice Inviting Bids, page 4, Item 4, Subcontracting Participation Percentages, Sub-item 4.1., **DELETE** in its entirety and **SUBSTITUTE** with the following:
  - 4.1. The City has incorporated **mandatory** SLBE-ELBE subcontractor participation percentages to enhance competition and maximize subcontracting opportunities. For the purpose of achieving the mandatory subcontractor participation percentages, a recommended breakdown of the SLBE and ELBE subcontractor participation percentages based upon certified SLBE and ELBE firms has also been provided to achieve the mandatory subcontractor participation percentages:
    1. SLBE participation **6.7%**
    2. ELBE participation **15.6%**
    3. Total mandatory participation **22.3%**
2. To Attachment A, Scope of Work, page 27, Item 1, Scope of Work, **DELETE** in its entirety and **SUBSTITUTE** with the following:
  1. **SCOPE OF WORK:** This project will replace-in-place approximately 7,030 linear feet of existing 6-inch diameter AC water pipeline with approximately 7,030 linear feet of 8-inch and 12-inch diameter polyvinyl chloride pipeline. The projects will also replace-in-place approximately 2,217 linear feet of 8-inch sewer pipeline. Associated appurtenances and accessories include water services, valves, trust blocks, sewer manholes, sewer laterals and new pedestrian ramps.
3. To Attachment A, Scope of Work, page 27, Item 2, Construction Cost, **DELETE** in its entirety and **SUBSTITUTE** with the following:
  2. **CONSTRUCTION COST:** The City's estimated construction cost for this contract is **\$2,777,000**.

**C. VOLUME 2**

1. To the Bidding Documents, Proposal (BID), pages 10 through 14, **DELETE** in their entirety and **SUBSTITUTE** with pages 4 through 8 of this Addendum.

James Nagelvoort, Director  
Public Works Department

Dated: *February 5, 2015*  
San Diego, California

JN/RB/egz

**BIDDING DOCUMENTS**

**PROPOSAL (BID)**

The Bidder agrees to the construction of **AC Water & Sewer Group 1004** for the City of San Diego, in accordance with these contract documents for the prices listed below. The Bidder guarantees the Contract Price for a period of 120 days (90 days for federally funded contracts and contracts valued at \$500,000 or less) from the date of Bid opening to Award of the Contract. The duration of the Contract Price guarantee shall be extended by the number of days required for the City to obtain all items necessary to fulfill all conditions precedent e.g., bond and insurance.

Item	Quantity	Unit	NAICS	Payment Reference	Description	Unit Price	Extension
<b>BASE BID</b>							
1.	1	LS	524126	2-4.1	Bonds (Payment and Performance)		\$
2.	1	LS	541370	2-9.2.1	Survey Service		\$
3.	1	AL	334290	2-11.1.6	Remote Control Camera Inspection - Type II		\$
4.	1	LS	238990	7-9.1.1	Video Recording of Pre-existing Conditions		\$
5.	1	LS	238990	7-10.2.6	Traffic Control		\$
6.	1	LS	237110	9-3.4.1	Mobilization		\$
7.	1	AL		9-3.5	Field Orders - Type II		\$120,000.00
8.	2	EA	237310	301-1.7	Adjusting Existing Gate Valve Cover to Grade	\$	\$
9.	3	EA	237310	302-1.12	Traffic Detector Loop Replacement	\$	\$
10.	20	LF	237310	302-1.12	Removal of Humps & Pavement Irregularities	\$	\$
11.	3	TON	237310	302-3.4	Asphalt Pavement Repair	\$	\$
12.	308,622	SF	237310	302-4.12.4	Rubber Polymer Modified Slurry Type II and Striping	\$	\$
13.	80	SF	237310	302-5.2.1	Pavement Restoration Adjacent to Trench	\$	\$
14.	360	SF	237310	303-5.9	Cross Gutter	\$	\$
15.	5	EA	237310	303-5.10.2	Curb Ramp Type A with Stainless Steel Detectable Warning Tiles	\$	\$
16.	2	EA	237310	303-5.10.2	Curb Ramp Type B with Stainless Steel Detectable Warning Tiles	\$	\$
17.	4	EA	237310	303-5.10.2	Curb Ramp Type C1 with Stainless Steel Detectable Warning Tiles	\$	\$

**BIDDING DOCUMENTS**

<b>Item</b>	<b>Quantity</b>	<b>Unit</b>	<b>NAICS</b>	<b>Payment Reference</b>	<b>Description</b>	<b>Unit Price</b>	<b>Extension</b>
18.	2	EA	237310	303-5.10.2	Curb Ramp Type D with Stainless Steel Detectable Warning Tiles	\$	\$
19.	9	TON	237310	306-1.5.1	Temporary Resurfacing	\$	\$
20.	3	TON	237110	306-1.6	Imported Backfill	\$	\$
21.	5,208	LF	237110	306-1.6	8-Inch Water Main	\$	\$
22.	620	LF	237110	306-1.6	12-Inch Water Main	\$	\$
23.	1,202	LF	237110	306-1.6	8-Inch Water Main, Class <u>DR-14</u>	\$	\$
24.	1	EA	237110	306-1.6	Thrust Blocks	\$	\$
25.	1	EA	237110	306-1.6	8-Inch Fire Service Connection & Assembly	\$	\$
26.	6	EA	237110	306-1.6	6-Inch Fire Hydrant Assembly & Marker	\$	\$
27.	2	EA	237110	306-1.6	16-Inch Butterfly Valve Class 250B	\$	\$
28.	19	EA	237110	306-1.6	8-Inch Gate Valve	\$	\$
29.	5	EA	237110	306-1.6	12-Inch Gate Valve	\$	\$
30.	2	EA	237110	306-1.6	16-Inch Gate Valve	\$	\$
31.	3	EA	237110	306-1.6	8-inch-15° Bends	\$	\$
32.	2,057	LF	237110	306-1.6	8-Inch Sewer Main	\$	\$
33.	160	LF	237110	306-1.6	8-Inch Sewer Main, Special Strength SDR-26	\$	\$
34.	9	EA	237110	306-1.8.6	Manholes (4 x 3)	\$	\$
35.	38	EA	237110	306-1.9.1	4-Inch Sewer Lateral & Cleanout (Street)	\$	\$
36.	2,217	LF	237110	306-9.7	Video Inspecting Pipelines and Culverts for Acceptance	\$	\$
37.	2,217	LF	237110	306-9.7	Cleaning and Video Inspecting Pipelines and Culverts	\$	\$
38.	147	EA	237110	306-14.1	1-Inch Water Service	\$	\$
39.	1	EA	237110	306-18	8-Inch Blowoff Valve Assembly	\$	\$
40.	2	EA	237310	9-3.1	Remove & Reinstall Traffic Signs	\$	\$
41.	60	LF	237310	314-2.3	Removal of Traffic Striping and Curb Markings	\$	\$

**BIDDING DOCUMENTS**

Item	Quantity	Unit	NAICS	Payment Reference	Description	Unit Price	Extension	
42.	900	LF	237310	314-4.3.7	Painted Traffic Stripes, Painted Curb and Pavement Markings	\$	\$	
43.	400	LF	237310	314-4.4.6	Thermoplastic Traffic Stripes	\$	\$	
44.	1	LS	237110	600-1.2.1.3	Contractor Furnished Materials for the City Forces High-line Work	<del>    </del>	\$	
45.	1	LS	237110	600-1.2.1.3	High-lining Removed by Contractor	<del>    </del>	\$	
46.	200	SF	237110	600-1.3.1.5	Pavement Restoration for City Forces Final Connection	\$	\$	
47.	1	LS	541330	701-13.9.5	Water Pollution Control Program Development	<del>    </del>	\$	
48.	1	LS	237310	701-13.9.5	Water Pollution Control Program Implementation	<del>    </del>	\$	
49.	7,030	LF	237110	708-6	Handling and Disposal of Asbestos-Containing Materials	\$	\$	
50.	1	EA	237110	306-1.8.6	Manholes (5 x 3)	\$	\$	
<b>ESTIMATED TOTAL BASE BID:</b>							<b>\$</b>	
<b>ALTERNATE A</b>								
1.	1	LS	237110	600-1.2.2.10	High-lining by Contractor	<del>    </del>	\$	
2.	-1	LS	237110	600-1.2.1.3	High-lining Removed by Contractor (Base Bid Item 45)	<del>    </del>	-\$	
3.	-1	LS	237110	600-1.2.1.3	Contractor Furnished Materials for the City Forces High-line Work (Base Bid Item 44)	<del>    </del>	-\$	
<b>ESTIMATED TOTAL ALTERNATE A:</b>							<b>\$</b>	
<b>ALTERNATE B</b>								
1.	16	EA	237110	600-1.3.2.10	8-Inch Through 12-Inch Connections to The Existing System by Contractor	\$	\$	
2.	1	EA	237110	600-1.3.2.10	8-Inch Through 8-Inch Cut-in Tee by Contractor	\$	\$	
3.	1	EA	237110	600-1.3.2.10	8-Inch Through 8-Inch Cross by Contractor	\$	\$	
4.	2	EA	237110	600-1.3.2.10	12-Inch Through 16-Inch Cut-in Tee by Contractor	\$	\$	
5.	7	EA	237110	600-1.4.9	Cut and Plug of the Existing System by Contractor	\$	\$	

**BIDDING DOCUMENTS**

<b>Item</b>	<b>Quantity</b>	<b>Unit</b>	<b>NAICS</b>	<b>Payment Reference</b>	<b>Description</b>	<b>Unit Price</b>	<b>Extension</b>	
6.	-200	SF	237110	600-1.3.1.5	Pavement Restoration for City Forces Final Connection (Base Bid Item 46)	\$	-\$	
<b>ESTIMATED TOTAL ALTERNATE B:</b>							<b>\$</b>	
<b>ESTIMATED TOTAL BASE BID PLUS ALTERNATE A PLUS ALTERNATE B:</b>							<b>\$</b>	

TOTAL BID PRICE FOR BID (Base Bid, Items 1 through 50 PLUS Alternate A, Items 1 through 3, PLUS Alternate B, 1 through 6, inclusive) amount written in words:

The Bid shall contain an acknowledgment of receipt of all addenda, the numbers of which shall be filled in on the Bid form. If an addendum or addenda has been issued by the City and not noted as being received by the Bidder, this proposal shall be rejected as being **non-responsive**. The following addenda have been received and are acknowledged in this bid: \_\_\_\_\_

The names of all persons interested in the foregoing proposal as principals are as follows:

\_\_\_\_\_

\_\_\_\_\_

\_\_\_\_\_

\_\_\_\_\_

**IMPORTANT NOTICE:** If Bidder or other interested person is a corporation, state secretary, treasurer, and manager thereof; if a co-partnership, state true name of firm, also names of all individual co-partners composing firm; if Bidder or other interested person is an individual, state first and last names in full.

Bidder: \_\_\_\_\_

Title: \_\_\_\_\_

Business Address: \_\_\_\_\_

**BIDDING DOCUMENTS**

---

Place of Business: \_\_\_\_\_

Place of Residence: \_\_\_\_\_

Signature: \_\_\_\_\_

**NOTES:**

- A. The City shall determine the low Bid based on the Base Bid plus the following Alternates: A and B.
- B. After the low Bid has been determined, the City may award the Contract for the Base Bid alone or if applicable, for the Base Bid plus any combination of alternates selected in the City's sole discretion.
- C. Prices and notations shall be in ink or typewritten. All corrections (which have been initiated by the Bidder using erasures, strike out, line out, or "white-out") shall be typed or written in with ink adjacent thereto, and shall be initialed in ink by the person signing the bid proposal.
- D. Failure to initial all corrections made in the bidding documents may cause the Bid to be rejected as **non-responsive** and ineligible for further consideration.
- E. Blank spaces must be filled in, using figures. Bidder's failure to submit a price for any Bid item that requires the Bidder to submit a price shall render the Bid **non-responsive** and shall be cause for its rejection.
- F. Unit prices shall be entered for all unit price items. Unit prices shall not exceed two (2) decimal places. If the Unit prices entered exceed two (2) decimal places, the City will only use the first two digits after the decimal points without rounding up or down.
- G. All extensions of the unit prices bid will be subject to verification by the City. In the case of inconsistency or conflict between the product of the Quantity x Unit Price and the Extension, the product shall govern.
- H. In the case of inconsistency or conflict, between the sums of the Extensions with the estimated total Bid, the sum of the Extensions shall govern.
- I. Bids shall not contain any recapitulation of the Work. Conditional Bids will be rejected as being **non-responsive**. Alternative proposals will not be considered unless called for.
- J. Subcontractors' License Number must be filled in. Failure to provide the information specified may deem the bidder **non-responsive**.

# City of San Diego

CITY CONTACT: Damian Singleton, Contract Specialist, Email: [Dsingleton@sandiego.gov](mailto:Dsingleton@sandiego.gov)  
Phone No. (619) 533-3482, Fax No. (619) 533-3633



## ADDENDUM “B”

FOR

## AC WATER & SEWER GROUP 1004

BID NO.: K-15-1310-DBB-3  
SAP NO. (WBS/IO/CC): B-14146 / B-14148  
CLIENT DEPARTMENT: 2012 / 2013  
COUNCIL DISTRICT: 2  
PROJECT TYPE: KB / JA

---

### **BID DUE DATE:**

**2:00 PM**  
**FEBRUARY 18, 2015**  
**CITY OF SAN DIEGO**  
**PUBLIC WORKS CONTRACTS**  
**1010 SECOND AVENUE, 14<sup>th</sup> FLOOR, MS 614C**  
**SAN DIEGO, CA 92101**



**A. CHANGES TO CONTRACT DOCUMENTS**

The following changes to the Contract Documents are hereby made effective as though originally issued with the bid package. Bidders are reminded that all previous requirements to this solicitation remain in full force and effect.

THE SUBMITTAL DATE FOR THIS PROJECT HAS BEEN **EXTENDED AS STATED ON THE COVER PAGE.**

James Nagelvoort, Director  
Public Works Department

Dated: *February 13, 2015*  
San Diego, California

JN/RB/egz

# City of San Diego

CITY CONTACT: DAMIAN SINGLETON, Contract Specialist, Email: [Dsingleton@sandiego.gov](mailto:Dsingleton@sandiego.gov)  
Phone No. (619) 533-3482, Fax No. (619) 533-3633

## ADDENDUM "C"

## FOR



## AC Water & Sewer Group 1004

BID NO.: \_\_\_\_\_ K-15-1310-DBB-3  
SAP NO. (WBS/IO/CC): \_\_\_\_\_ B-14146 / B-14148  
CLIENT DEPARTMENT: \_\_\_\_\_ 2012 / 2013  
COUNCIL DISTRICT: \_\_\_\_\_ 2  
PROJECT TYPE: \_\_\_\_\_ KB / JA

---

### **BID DUE DATE:**

**2:00 PM**  
**FEBRUARY 18, 2015**  
**CITY OF SAN DIEGO**  
**PUBLIC WORKS CONTRACTS**  
**1010 SECOND AVENUE, 14<sup>th</sup> FLOOR, MS 614C**  
**SAN DIEGO, CA 92101**

# ENGINEER OF WORK

The engineering Specifications and Special Provisions contained herein have been prepared by or under the direction of the following Registered Engineer:

A. Palaseyed  
For City Engineer

2/18/15  
Date

Seal:



**A. CHANGES TO CONTRACT DOCUMENTS**

The following changes to the Contract Documents are hereby made effective as though originally issued with the bid package. Bidders are reminded that all previous requirements to this solicitation remain in full force and effect.

**B. ADDENDUM**

1. To Addendum A, Section C. Volume 2, Item 1, pages 4 through 8, **DELETE** in their entirety and **SUBSTITUTE** with pages 4 through 8 of this Addendum.

James Nagelvoort, Director  
Public Works Department

Dated: *February 18, 2015*  
San Diego, California

JN/RB/egz

**BIDDING DOCUMENTS**

**PROPOSAL (BID)**

The Bidder agrees to the construction of **AC Water & Sewer Group 1004** for the City of San Diego, in accordance with these contract documents for the prices listed below. The Bidder guarantees the Contract Price for a period of 120 days (90 days for federally funded contracts and contracts valued at \$500,000 or less) from the date of Bid opening to Award of the Contract. The duration of the Contract Price guarantee shall be extended by the number of days required for the City to obtain all items necessary to fulfill all conditions precedent e.g., bond and insurance.

Item	Quantity	Unit	NAICS	Payment Reference	Description	Unit Price	Extension
1.	1	LS	524126	2-4.1	Bonds (Payment and Performance)	<del>                    </del>	\$
2.	1	LS	541370	2-9.2.1	Survey Service	<del>                    </del>	\$
3.	1	AL	334290	2-11.1.6	Remote Control Camera Inspection - Type II	<del>                    </del>	\$20,000.00
4.	1	LS	238990	7-9.1.1	Video Recording of Pre-existing Conditions	<del>                    </del>	\$
5.	1	LS	238990	7-10.2.6	Traffic Control	<del>                    </del>	\$
6.	1	LS	237110	9-3.4.1	Mobilization	<del>                    </del>	\$
7.	1	AL		9-3.5	Field Orders - Type II	<del>                    </del>	\$120,000.00
8.	2	EA	237310	301-1.7	Adjusting Existing Gate Valve Cover to Grade	\$	\$
9.	3	EA	237310	302-1.12	Traffic Detector Loop Replacement	\$	\$
10.	20	LF	237310	302-1.12	Removal of Humps & Pavement Irregularities	\$	\$
11.	3	TON	237310	302-3.4	Asphalt Pavement Repair	\$	\$
12.	308,622	SF	237310	302-4.12.4	Rubber Polymer Modified Slurry Type II and Striping	\$	\$
13.	80	SF	237310	302-5.2.1	Pavement Restoraton Adjacent to Trench	\$	\$
14.	360	SF	237310	303-5.9	Cross Gutter	\$	\$
15.	5	EA	237310	303-5.10.2	Curb Ramp Type A with Stainless Steel Detectable Warning Tiles	\$	\$
16.	2	EA	237310	303-5.10.2	Curb Ramp Type B with Stainless Steel Detectable Warning Tiles	\$	\$
17.	4	EA	237310	303-5.10.2	Curb Ramp Type C1 with Stainless Steel Detectable Warning Tiles	\$	\$
18.	2	EA	237310	303-5.10.2	Curb Ramp Type D with Stainless Steel Detectable Warning Tiles	\$	\$

**BIDDING DOCUMENTS**

Item	Quantity	Unit	NAICS	Payment Reference	Description	Unit Price	Extension
19.	9	TON	237310	306-1.5.1	Temporary Resurfacing	\$	\$
20.	3	TON	237110	306-1.6	Imported Backfill	\$	\$
21.	5,208	LF	237110	306-1.6	8-Inch Water Main	\$	\$
22.	620	LF	237110	306-1.6	12-Inch Water Main	\$	\$
23.	1,202	LF	237110	306-1.6	8-Inch Water Main, Class <u>DR-14</u>	\$	\$
24.	1	EA	237110	306-1.6	Thrust Blocks	\$	\$
25.	1	EA	237110	306-1.6	8-Inch Fire Service Connection & Assembly	\$	\$
26.	6	EA	237110	306-1.6	6-Inch Fire Hydrant Assembly & Marker	\$	\$
27.	2	EA	237110	306-1.6	16-Inch Butterfly Valve Class 250B	\$	\$
28.	19	EA	237110	306-1.6	8-Inch Gate Valve	\$	\$
29.	5	EA	237110	306-1.6	12-Inch Gate Valve	\$	\$
30.	2	EA	237110	306-1.6	16-Inch Gate Valve	\$	\$
31.	3	EA	237110	306-1.6	8-inch-15° Bends	\$	\$
32.	2,057	LF	237110	306-1.6	8-Inch Sewer Main	\$	\$
33.	160	LF	237110	306-1.6	8-Inch Sewer Main, Special Strength SDR-26	\$	\$
34.	9	EA	237110	306-1.8.6	Manholes (4 x 3)	\$	\$
35.	38	EA	237110	306-1.9.1	4-Inch Sewer Lateral & Cleanout (Street)	\$	\$
36.	2,217	LF	237110	306-9.7	Video Inspecting Pipelines and Culverts for Acceptance	\$	\$
37.	2,217	LF	237110	306-9.7	Cleaning and Video Inspecting Pipelines and Culverts	\$	\$
38.	147	EA	237110	306-14.1	1-Inch Water Service	\$	\$
39.	1	EA	237110	306-18	8-Inch Blowoff Valve Assembly	\$	\$
40.	2	EA	237310	9-3.1	Remove & Reinstall Traffic Signs	\$	\$
41.	60	LF	237310	314-2.3	Removal of Traffic Striping and Curb Markings	\$	\$

**BIDDING DOCUMENTS**

Item	Quantity	Unit	NAICS	Payment Reference	Description	Unit Price	Extension	
42.	900	LF	237310	314-4.3.7	Painted Traffic Stripes , Painted Curb and Pavement Markings	\$	\$	
43.	400	LF	237310	314-4.4.6	Thermoplastic Traffic Stripes	\$	\$	
44.	1	LS	237110	600-1.2.1.3	Contractor Furnished Materials for the City Forces High-line Work	<del>                    </del>	\$	
45.	1	LS	237110	600-1.2.1.3	High-lining Removed by Contractor	<del>                    </del>	\$	
46.	200	SF	237110	600-1.3.1.5	Pavement Restoration for City Forces Final Connection	\$	\$	
47.	1	LS	541330	701-13.9.5	Water Pollution Control Program Development	<del>                    </del>	\$	
48.	1	LS	237310	701-13.9.5	Water Pollution Control Program Implementation	<del>                    </del>	\$	
49.	7,030	LF	237110	708-6	Handling and Disposal of Asbestos-Containing Materials	\$	\$	
50.	1	EA	237110	306-1.8.6	Manholes (5 x 3)	\$	\$	
<b>ESTIMATED TOTAL BASE BID:</b>							<b>\$</b>	
<b>ALTERNATE A</b>								
1.	1	LS	237110	600-1.2.2.10	High-lining by Contractor	<del>                    </del>	\$	
2.	-1	LS	237110	600-1.2.1.3	High-lining Removed by Contractor (Base Bid Item 45)	<del>                    </del>	-\$	
3.	-1	LS	237110	600-1.2.1.3	Contractor Furnished Materials for the High-line Work (Base Bid Item 44)	<del>                    </del>	-\$	
<b>ESTIMATED TOTAL ALTERNATE A:</b>							<b>\$</b>	
<b>ALTERNATE B</b>								
1.	16	EA	237110	600-1.3.2.10	8-Inch Through 12-Inch Connections to The Existing System by Contractor	\$	\$	
2.	1	EA	237110	600-1.3.2.10	8-Inch Through 8-Inch Cut-in Tee by Contractor	\$	\$	
3.	1	EA	237110	600-1.3.2.10	8-Inch Through 8-Inch Cross by Contractor	\$	\$	
4.	2	EA	237110	600-1.3.2.10	12-Inch Through 16-Inch Cut-in Tee by Contractor	\$	\$	

**BIDDING DOCUMENTS**

Item	Quantity	Unit	NAICS	Payment Reference	Description	Unit Price	Extension	
5.	7	EA	237110	600-1.4.9	Cut and Plug of the Existing System by Contractor	\$	\$	
6.	-200	SF	237110	600-1.3.1.5	Pavement Restoration for City Forces Final Connection (Base Bid Item 46)	\$	-\$	
<b>ESTIMATED TOTAL ALTERNATE B:</b>							\$	
<b>ESTIMATED TOTAL BASE BID PLUS ALTERNATE A PLUS ALTERNATE B:</b>							\$	

TOTAL BID PRICE FOR BID (Items 1 through 50 PLUS Alternate A, Items 1 through 3, PLUS Alternate B, 1 through 6, inclusive) amount written in words:

The Bid shall contain an acknowledgment of receipt of all addenda, the numbers of which shall be filled in on the Bid form. If an addendum or addenda has been issued by the City and not noted as being received by the Bidder, this proposal shall be rejected as being **non-responsive**. The following addenda have been received and are acknowledged in this bid: \_\_\_\_\_

The names of all persons interested in the foregoing proposal as principals are as follows:

\_\_\_\_\_

\_\_\_\_\_

\_\_\_\_\_

\_\_\_\_\_

**IMPORTANT NOTICE:** If Bidder or other interested person is a corporation, state secretary, treasurer, and manager thereof; if a co-partnership, state true name of firm, also names of all individual co-partners composing firm; if Bidder or other interested person is an individual, state first and last names in full.

Bidder: \_\_\_\_\_

Title: \_\_\_\_\_

Business Address: \_\_\_\_\_



**BIDDING DOCUMENTS**

---

Place of Business: \_\_\_\_\_

Place of Residence: \_\_\_\_\_

Signature: \_\_\_\_\_

**NOTES:**

- A. The City shall determine the low Bid based on the Base Bid plus the following Alternates: A + B.
- B. After the low Bid has been determined, the City may award the Contract for the Base Bid alone or if applicable, for the Base Bid plus any combination of alternates selected in the City's sole discretion.
- C. Prices and notations shall be in ink or typewritten. All corrections (which have been initiated by the Bidder using erasures, strike out, line out, or "white-out") shall be typed or written in with ink adjacent thereto, and shall be initialed in ink by the person signing the bid proposal.
- D. Failure to initial all corrections made in the bidding documents may cause the Bid to be rejected as **non-responsive** and ineligible for further consideration.
- E. Blank spaces must be filled in, using figures. Bidder's failure to submit a price for any Bid item that requires the Bidder to submit a price shall render the Bid **non-responsive** and shall be cause for its rejection.
- F. Unit prices shall be entered for all unit price items. Unit prices shall not exceed two (2) decimal places. If the Unit prices entered exceed two (2) decimal places, the City will only use the first two digits after the decimal points without rounding up or down.
- G. All extensions of the unit prices bid will be subject to verification by the City. In the case of inconsistency or conflict between the product of the Quantity x Unit Price and the Extension, the product shall govern.
- H. In the case of inconsistency or conflict, between the sums of the Extensions with the estimated total Bid, the sum of the Extensions shall govern.
- I. Bids shall not contain any recapitulation of the Work. Conditional Bids will be rejected as being **non-responsive**. Alternative proposals will not be considered unless called for.
- J. Subcontractors' License Number must be filled in. Failure to provide the information specified may deem the bidder **non-responsive**.

# City of San Diego

CONTRACTOR'S NAME: BURTECH PIPELINE INCORPORATED  
 ADDRESS: 102 2ND STREET, ENCINITAS, CA 92024  
 TELEPHONE NO.: (760) 634-2822 FAX NO.: (760) 634-2415  
 CITY CONTACT: DAMIAN SINGLETON, Contract Specialist, Email: Dsingleton@sandiego.gov  
Phone No. (619) 533-3482, Fax No. (619) 533-3633  
J.Gallardo/R.Bustamante/egz

## CONTRACT DOCUMENTS



## FOR

### AC Water & Sewer Group 1004

VOLUME 2 OF 2

BID NO.: K-15-1310-DBB-3  
 SAP NO. (WBS/IO/CC): B-14146 / B-14148  
 CLIENT DEPARTMENT: 2012 / 2013  
 COUNCIL DISTRICT: 2  
 PROJECT TYPE: KB / JA

**THIS CONTRACT IS SUBJECT TO THE FOLLOWING:**

- PHASED-FUNDING
- THE CITY'S SUBCONTRACTING PARTICIPATION REQUIREMENTS FOR SLBE PROGRAM.
- PREVAILING WAGE RATES: STATE  FEDERAL
- APPRENTICESHIP

**THIS BIDDING DOCUMENT TO BE SUBMITTED IN ITS ENTIRETY  
REFER TO VOLUME 1 COVER PAGE FOR TIME, DATE, AND LOCATION**

TABLE OF CONTENTS

DESCRIPTION

PAGE NUMBER

Volume 2 - Bidding Documents

The following forms must be completed in their entirety and submitted with the Bid. Include the form(s) even if the information does not apply. Where the information does not apply write in N/A. Failure to include any of the forms may cause the Bid to be deemed **non-responsive**. If you are uncertain or have any questions about any required information, contact the City no later than 14 days prior to Bid due date.

1. Bid/Proposal..... 3  
2. Bid Bond..... 6  
3. Non-Collusion Affidavit to be executed by Bidder and Submitted with Bid under 23 USC 112 and PCC 71067 ..... 7  
4. Contractors Certification of Pending Actions..... 8  
5. Equal Benefits Ordinance Certification of Compliance..... 9  
6. Proposal (Bid) ..... 10  
7. Form AA35 - List of Subcontractors ..... 15  
8. Form AA40 - Named Equipment/Material Supplier List ..... 16  
9. Form AA45 - Subcontractors Additive/Deductive Alternate..... 17

**BIDDING DOCUMENTS**

---

**PROPOSAL**

**Bidder's General Information**

To the City of San Diego:

Pursuant to "Notice Inviting Bids", specifications, and requirements on file with the City Clerk, and subject to all provisions of the Charter and Ordinances of the City of San Diego and applicable laws and regulations of the United States and the State of California, the undersigned hereby proposes to furnish to the City of San Diego, complete at the prices stated herein, the items or services hereinafter mentioned. The undersigned further warrants that this bid is not made in the interest of, or on behalf of, any undisclosed person, partnership, company, association, organization, or corporation; that the bid is genuine and not collusive or sham; that the bidder has not directly or indirectly induced or solicited any other bidder to put in a false or sham bid, and has not directly or indirectly colluded, conspired, connived, or agreed with any bidder or anyone else to put in a sham bid, or that anyone shall refrain from bidding; that the bidder has not in any manner, directly or indirectly, sought by agreement, communication, or conference with anyone to fix the bid price of the bidder or any other bidder, or to fix any overhead, profit, or cost element of the bid price, or of that of any other bidder, or to secure any advantage against the public body awarding the contract of anyone interested in the proposed contract; that all statements contained in the bid are true; and, further, that the bidder has not, directly or indirectly, submitted his or her bid price or any breakdown thereof, or the contents thereof, or divulged information or data relative thereto, or paid, and will not pay, any fee to any corporation, partnership, company, association, organization, bid depository, or to any member or agent thereof to effectuate a collusive or sham bid.

The undersigned bidder(s) further warrants that bidder(s) has thoroughly examined and understands the entire Contract Documents (plans and specifications) and the Bidding Documents therefore, and that by submitting said Bidding Documents as its bid proposal, bidder(s) acknowledges and is bound by the entire Contract Documents, including any addenda issued thereto, as such Contract Documents incorporated by reference in the Bidding Documents.

**IF A SOLE OWNER OR SOLE CONTRACTOR SIGN HERE:**

- (1) Name under which business is conducted \_\_\_\_\_
- (2) Signature (Given and surname) of proprietor \_\_\_\_\_
- (3) Place of Business (Street & Number) \_\_\_\_\_
- (4) City and State \_\_\_\_\_ Zip Code \_\_\_\_\_
- (5) Telephone No. \_\_\_\_\_ Facsimile No. \_\_\_\_\_
- (6) Email Address \_\_\_\_\_

**IF A PARTNERSHIP, SIGN HERE:**

- (1) Name under which business is conducted \_\_\_\_\_

**BIDDING DOCUMENTS**

(2) Name of each member of partnership, indicate character of each partner, general or special (limited):

\_\_\_\_\_  
\_\_\_\_\_

(3) Signature (Note: Signature must be made by a general partner)

\_\_\_\_\_

Full Name and Character of partner

\_\_\_\_\_  
\_\_\_\_\_

(4) Place of Business (Street & Number) \_\_\_\_\_

(5) City and State \_\_\_\_\_ Zip Code \_\_\_\_\_


(6) Telephone No. \_\_\_\_\_ Facsimile No. \_\_\_\_\_

(7) Email Address \_\_\_\_\_

**IF A CORPORATION, SIGN HERE:**

(1) Name under which business is conducted BURTECH PIPELINE INCORPORATED

(2) Signature, with official title of officer authorized to sign for the corporation:

  
\_\_\_\_\_  
(Signature)

DOMINIC J. BURTECH  
\_\_\_\_\_  
(Printed Name)

PRESIDENT & CEO  
\_\_\_\_\_  
(Title of Officer)

(Impress Corporate Seal Here)

(3) Incorporated under the laws of the State of CALIFORNIA

(4) Place of Business (Street & Number) 102 2ND STREET

(5) City and State ENCINITAS, CALIFORNIA Zip Code 92024

(6) Telephone No. (760) 634-2822 Facsimile No. (760) 634-2415

(7) Email Address buddy@burtechpipeline.com

**BIDDING DOCUMENTS**

**THE FOLLOWING SECTIONS MUST BE FILLED IN BY ALL PROPOSERS:**

In accordance with the "NOTICE INVITING BIDS", the bidder holds a California State Contractor's license for the following classification(s) to perform the work described in these specifications:

LICENSE CLASSIFICATION CLASS A

LICENSE NO. 718202 EXPIRES JANUARY 31, 2016

This license classification must also be shown on the front of the bid envelope. Failure to show license classification on the bid envelope may cause return of the bid unopened.

TAX IDENTIFICATION NUMBER (TIN): [REDACTED]

Email Address: buddy@burtechpipeline.com

**THIS PROPOSAL MUST BE NOTARIZED BELOW:**

I certify, under penalty of perjury, that the representations made herein regarding my State Contractor's license number, classification and expiration date are true and correct.


Signature [Signature] Title PRESIDENT & CEO

SUBSCRIBED AND SWORN TO BEFORE ME, THIS 18 DAY OF Feb, 2015

Notary Public in and for the County of San Diego, State of CA

[Signature]

(NOTARIAL SEAL)



BIDDING DOCUMENTS

**BID BOND**

KNOW ALL MEN BY THESE PRESENTS,

That BURTECH PIPELINE, INCORPORATED as Principal, and NORTH AMERICAN SPECIALTY INSURANCE COMPANY as Surety, are held and firmly bound unto The City of San Diego hereinafter called "OWNER," in the sum of **10% OF THE TOTAL BID AMOUNT** for the payment of which sum, well and truly to be made, we bind ourselves, our heirs, executors, administrators, successors, and assigns, jointly and severally, firmly by these presents.

WHEREAS, said Principal has submitted a Bid to said OWNER to perform the WORK required under the bidding schedule(s) of the OWNER's Contract Documents entitled


AC WATER AND SEWER GROUP 1004


NOW THEREFORE, if said Principal is awarded a contract by said OWNER and, within the time and in the manner required in the "Notice Inviting Bids" enters into a written Agreement on the form of agreement bound with said Contract Documents, furnishes the required certificates of insurance, and furnishes the required Performance Bond and Payment Bond, then this obligation shall be null and void, otherwise it shall remain in full force and effect. In the event suit is brought upon this bond by said OWNER and OWNER prevails, said Surety shall pay all costs incurred by said OWNER in such suit, including a reasonable attorney's fee to be fixed by the court.

SIGNED AND SEALED, this 11TH day of FEBRUARY, 2015

BURTECH PIPELINE, INCORPORATED (SEAL)  
(Principal)

NORTH AMERICAN SPECIALTY INSURANCE COMPANY (SEAL)  
(Surety)

By:   
(Signature)

By:   
(Signature)

DOMINIC J. BURTECH, JR., PRESIDENT  
(SEAL AND NOTARIAL ACKNOWLEDGEMENT OF SURETY)

MARK D. IATAROLA, ATTORNEY-IN-FACT

**CALIFORNIA ALL-PURPOSE ACKNOWLEDGMENT**

**CIVIL CODE § 1189**

A notary public or other officer completing this certificate verifies only the identity of the individual who signed the document to which this certificate is attached, and not the truthfulness, accuracy, or validity of that document.

State of California )  
County of SAN DIEGO )

On 2/11/2015 before me, MICHELLE M. BASUIL, NOTARY PUBLIC,  
*Date Here Insert Name and Title of the Officer*  
personally appeared MARK D. IATAROLA  
*Name(s) of Signer(s)*

who proved to me on the basis of satisfactory evidence to be the person(s) whose name(s) is/are subscribed to the within instrument and acknowledged to me that he/she/they executed the same in his/her/their authorized capacity(ies), and that by his/her/their signature(s) on the instrument the person(s), or the entity upon behalf of which the person(s) acted, executed the instrument.

I certify under PENALTY OF PERJURY under the laws of the State of California that the foregoing paragraph is true and correct.

WITNESS my hand and official seal.



Signature Michelle M. Basuil  
*Signature of Notary Public*

Place Notary Seal Above

**OPTIONAL**

Though this section is optional, completing this information can deter alteration of the document or fraudulent reattachment of this form to an unintended document.

**Description of Attached Document**

Title or Type of Document: \_\_\_\_\_ Document Date: \_\_\_\_\_  
Number of Pages: \_\_\_\_\_ Signer(s) Other Than Named Above: \_\_\_\_\_

**Capacity(ies) Claimed by Signer(s)**

Signer's Name: MARK D. IATAROLA  
 Corporate Officer — Title(s): \_\_\_\_\_  
 Partner —  Limited  General  
 Individual  Attorney in Fact  
 Trustee  Guardian or Conservator  
 Other: \_\_\_\_\_  
Signer Is Representing: \_\_\_\_\_

Signer's Name: \_\_\_\_\_  
 Corporate Officer — Title(s): \_\_\_\_\_  
 Partner —  Limited  General  
 Individual  Attorney in Fact  
 Trustee  Guardian or Conservator  
 Other: \_\_\_\_\_  
Signer Is Representing: \_\_\_\_\_



NAS SURETY GROUP

NORTH AMERICAN SPECIALTY INSURANCE COMPANY  
WASHINGTON INTERNATIONAL INSURANCE COMPANY

GENERAL POWER OF ATTORNEY

KNOW ALL MEN BY THESE PRESENTS, THAT North American Specialty Insurance Company, a corporation duly organized and existing under laws of the State of New Hampshire, and having its principal office in the City of Manchester, New Hampshire, and Washington International Insurance Company, a corporation organized and existing under the laws of the State of New Hampshire and having its principal office in the City of Schaumburg, Illinois, each does hereby make, constitute and appoint:

JOHN G. MALONEY, HELEN MALONEY, MICHELLE M. BASUIL,

GLENDIA J. ROONEY, and MARK D. IATAROLA

JOINTLY OR SEVERALLY

Its true and lawful Attorney(s)-in-Fact, to make, execute, seal and deliver, for and on its behalf and as its act and deed, bonds or other writings obligatory in the nature of a bond on behalf of each of said Companies, as surety, on contracts of suretyship as are or may be required or permitted by law, regulation, contract or otherwise, provided that no bond or undertaking or contract or suretyship executed under this authority shall exceed the amount of:

FIFTY MILLION (\$50,000,000.00) DOLLARS

This Power of Attorney is granted and is signed by facsimile under and by the authority of the following Resolutions adopted by the Boards of Directors of both North American Specialty Insurance Company and Washington International Insurance Company at meetings duly called and held on the 9<sup>th</sup> of May, 2012:

“RESOLVED, that any two of the Presidents, any Managing Director, any Senior Vice President, any Vice President, any Assistant Vice President, the Secretary or any Assistant Secretary be, and each or any of them hereby is authorized to execute a Power of Attorney qualifying the attorney named in the given Power of Attorney to execute on behalf of the Company bonds, undertakings and all contracts of surety, and that each or any of them hereby is authorized to attest to the execution of any such Power of Attorney and to attach therein the seal of the Company; and it is

FURTHER RESOLVED, that the signature of such officers and the seal of the Company may be affixed to any such Power of Attorney or to any certificate relating thereto by facsimile, and any such Power of Attorney or certificate bearing such facsimile signatures or facsimile seal shall be binding upon the Company when so affixed and in the future with regard to any bond, undertaking or contract of surety to which it is attached.”



By [Signature]  
Steven P. Anderson, Senior Vice President of Washington International Insurance Company  
& Senior Vice President of North American Specialty Insurance Company




By [Signature]  
David M. Layman, Vice President of Washington International Insurance Company  
& Vice President of North American Specialty Insurance Company

IN WITNESS WHEREOF, North American Specialty Insurance Company and Washington International Insurance Company have caused their official seals to be hereunto affixed, and these presents to be signed by their authorized officers this 9<sup>th</sup> day of May, 2014.

North American Specialty Insurance Company  
Washington International Insurance Company

State of Illinois  
County of Cook ss:

On this 9<sup>th</sup> day of May, 2014, before me, a Notary Public personally appeared Steven P. Anderson, Senior Vice President of Washington International Insurance Company and Senior Vice President of North American Specialty Insurance Company and David M. Layman, Vice President of Washington International Insurance Company and Vice President of North American Specialty Insurance Company, personally known to me, who being by me duly sworn, acknowledged that they signed the above Power of Attorney as officers of and acknowledged said instrument to be the voluntary act and deed of their respective companies.



[Signature]  
Donna D. Sklens, Notary Public

I, Jeffrey Goldberg, the duly elected Assistant Secretary of North American Specialty Insurance Company and Washington International Insurance Company, do hereby certify that the above and foregoing is a true and correct copy of a Power of Attorney given by said North American Specialty Insurance Company and Washington International Insurance Company, which is still in full force and effect.

IN WITNESS WHEREOF, I have set my hand and affixed the seals of the Companies this 11<sup>th</sup> day of FEBRUARY, 2015.

[Signature]  
Jeffrey Goldberg, Vice President & Assistant Secretary of  
Washington International Insurance Company & North American Specialty Insurance Company

# California Acknowledgment Form

A notary public or other officer completing this certificate verifies only the identity of the individual who signed the document to which this certificate is attached, and not the truthfulness, accuracy, or validity of that document.

State of California }  
County of San Diego } ss.

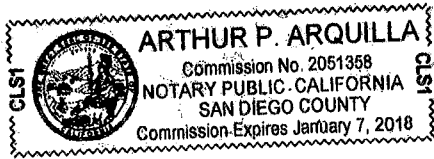
On 2/18/16 before me, **Arthur P. Arquilla, Notary Public**  
(here insert name and title of the officer)  
personally appeared Dominic Buntech

who proved to me on the basis of satisfactory evidence to be the person(s) whose name(s) is/are subscribed to the within instrument and acknowledged to me that he/she/they executed the same in his/her/their authorized capacity(ies), and that by his/her/their signature(s) on the instrument the person(s), or the entity upon behalf of which the person(s) acted, executed the instrument.

I certify under PENALTY OF PERJURY under the laws of the State of California that the foregoing paragraph is true and correct.

Seal

WITNESS my hand and official seal.



Signature of Notary

## Optional Information

To help prevent fraud, it is recommended that you provide information about the attached document below.  
\*\*\*This is not required under California State notary public law.\*\*\*

Document Title: \_\_\_\_\_ # of Pages: \_\_\_\_\_

## Notes

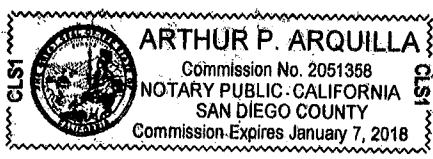
**BIDDING DOCUMENTS**

**NON-COLLUSION AFFIDAVIT TO BE EXECUTED BY BIDDER AND  
SUBMITTED WITH BID UNDER 23 UNITED STATES CODE 112 AND  
PUBLIC CONTRACT CODE 7106**

State of California )  
 ) ss.  
County of SAN DIEGO )

DOMINIC J. BURTECH, being first duly sworn, deposes and says that he ~~or she~~ is PRESIDENT & CEO of the party making the foregoing bid that the bid is not made in the interest of, or on behalf of, any undisclosed person, partnership, company, association, organization, or corporation; that the bid is genuine and not collusive or sham; that the bidder has not directly or indirectly induced or solicited any other bidder to put in a false or sham bid, and has not directly or indirectly colluded, conspired, connived, or agreed with any bidder or anyone else to put in a sham bid, or that anyone shall refrain from bidding; that the bidder has not in any manner, directly or indirectly, sought by agreement, communication, or conference with anyone to fix the bid price of the bidder or any other bidder, or to fix any overhead, profit, or cost element of the bid price, or of that of any other bidder, or to secure any advantage against the public body awarding the contract of anyone interested in the proposed contract; that all statements contained in the bid are true; and further, that the bidder has not, directly or indirectly, submitted his or her bid price or any breakdown thereof, or the contents thereof, or divulged information or data relative thereto, or paid, and will not pay, any fee to any corporation, partnership, company association, organization, bid depository, or to any member or agent thereof to effectuate a collusive or sham bid.

Signed: [Signature]  
Title: PRESIDENT & CEO



Subscribed and sworn to before me this 18 day of Feb, 2015  
[Signature]  
Notary Public  
(SEAL)

**BIDDING DOCUMENTS**

**CONTRACTORS CERTIFICATION OF PENDING ACTIONS**

As part of its bid or proposal (Non-Price Proposal in the case of Design-Build contracts), the Bidder shall provide to the City a list of all instances within the past 10 years where a complaint was filed or pending against the Bidder in a legal or administrative proceeding alleging that Bidder discriminated against its employees, subcontractors, vendors or suppliers, and a description of the status or resolution of that complaint, including any remedial action taken.

CHECK ONE BOX ONLY.


- The undersigned certifies that within the past 10 years the Bidder has NOT been the subject of a complaint or pending action in a legal administrative proceeding alleging that Bidder discriminated against its employees, subcontractors, vendors or suppliers.
  
- The undersigned certifies that within the past 10 years the Bidder has been the subject of a complaint or pending action in a legal administrative proceeding alleging that Bidder discriminated against its employees, subcontractors, vendors or suppliers. A description of the status or resolution of that complaint, including any remedial action taken and the applicable dates is as follows:

DATE OF CLAIM	LOCATION	DESCRIPTION OF CLAIM	LITIGATION (Y/N)	STATUS	RESOLUTION/REMEDIAL ACTION TAKEN

Contractor Name: BURTECH PIPELINE INCORPORATED

Certified By DOMINIC J. BURTECH Title PRESIDENT & CEO

Name




Signature

Date 02/18/15

**USE ADDITIONAL FORMS AS NECESSARY**

**BIDDING DOCUMENTS**

**EQUAL BENEFITS ORDINANCE  
CERTIFICATION OF COMPLIANCE**



For additional information, contact:  
**CITY OF SAN DIEGO**  
**EQUAL BENEFITS PROGRAM**  
 202 C Street, MS 9A, San Diego, CA 92101  
 Phone (619) 533-3948 Fax (619) 533-3220

COMPANY INFORMATION	
Company Name: BURTECH PIPELINE INCORPORATED	Contact Name: DOMINIC J. BURTECH
Company Address: 102 2ND STREET, ENCINITAS, CA 92024	Contact Phone: (760) 634-2822
	Contact Email: pipemaster7@cox.net

CONTRACT INFORMATION	
Contract Title: AC WATER & SEWER GROUP 1004	Start Date: JUNE 2015
Contract Number (if no number, state location): K-15-1310-DBB-3	End Date: DEC. 2015

**SUMMARY OF EQUAL BENEFITS ORDINANCE REQUIREMENTS**

The Equal Benefits Ordinance [EBO] requires the City to enter into contracts only with contractors who certify they will provide and maintain equal benefits as defined in SDMC §22.4302 for the duration of the contract. To comply:

- Contractor shall offer equal benefits to employees with spouses and employees with domestic partners.
  - Benefits include health, dental, vision insurance; pension/401(k) plans; bereavement, family, parental leave; discounts, child care; travel/relocation expenses; employee assistance programs; credit union membership; or any other benefit.
  - Any benefit not offer an employee with a spouse, is not required to be offered to an employee with a domestic partner.
- Contractor shall post notice of firm's equal benefits policy in the workplace and notify employees at time of hire and during open enrollment periods.
- Contractor shall allow City access to records, when requested, to confirm compliance with EBO requirements.
- Contractor shall submit *EBO Certification of Compliance*, signed under penalty of perjury, prior to award of contract.

NOTE: This summary is provided for convenience. Full text of the EBO and Rules Implementing the EBO are available at [www.sandiego.gov/administration](http://www.sandiego.gov/administration).

**CONTRACTOR EQUAL BENEFITS ORDINANCE CERTIFICATION**

Please indicate your firm's compliance status with the EBO. The City may request supporting documentation.


I affirm **compliance** with the EBO because my firm (*contractor must select one reason*):

- Provides equal benefits to spouses and domestic partners.
- Provides no benefits to spouses or domestic partners.
- Has no employees.
- Has collective bargaining agreement(s) in place prior to January 1, 2011, that has not been renewed or expired.

I request the City's approval to pay affected employees a cash equivalent in lieu of equal benefits and verify my firm made a reasonable effort but is not able to provide equal benefits upon contract award. I agree to notify employees of the availability of a cash equivalent for benefits available to spouses but not domestic partners and to continue to make every reasonable effort to extend all available benefits to domestic partners.

It is unlawful for any contractor to knowingly submit any false information to the City regarding equal benefits or cash equivalent associated with the execution, award, amendment, or administration of any contract. [San Diego Municipal Code §22.4307(a)]

Under penalty of perjury under laws of the State of California, I certify the above information is true and correct. I further certify that my firm understands the requirements of the Equal Benefits Ordinance and will provide and maintain equal benefits for the duration of the contract or pay a cash equivalent if authorized by the City.

Dominic J. Burtech / President & CEO  2/18/15  
 Name/Title of Signatory Signature Date

**FOR OFFICIAL CITY USE ONLY**

Receipt Date: EBO Analyst:  Approved  Not Approved – Reason:

(Rev 02/15/2011)

## BIDDING DOCUMENTS

### PROPOSAL (BID)

The Bidder agrees to the construction of **AC Water & Sewer Group 1004** for the City of San Diego, in accordance with these contract documents for the prices listed below. The Bidder guarantees the Contract Price for a period of 120 days (90 days for federally funded contracts and contracts valued at \$500,000 or less) from the date of Bid opening to Award of the Contract. The duration of the Contract Price guarantee shall be extended by the number of days required for the City to obtain all items necessary to fulfill all conditions precedent e.g., bond and insurance.

Item	Quantity	Unit	NAICS	Payment Reference	Description	Unit Price	Extension
1.	1	LS	524126	2-4.1	Bonds (Payment and Performance)	<del>                    </del>	\$ 17,700.-
2.	1	LS	541370	2-9.2.1	Survey Service	<del>                    </del>	\$ 18,000.-
3.	1	AL	334290	2-11.1.6	Remote Control Camera Inspection - Type II	<del>                    </del>	\$20,000.00
4.	1	LS	238990	7-9.1.1	Video Recording of Pre-existing Conditions	<del>                    </del>	\$ 1,725.-
5.	1	LS	238990	7-10.2.6	Traffic Control	<del>                    </del>	\$ 10,000.-
6.	1	LS	237110	9-3.4.1	Mobilization	<del>                    </del>	\$ 12,000.-
7.	1	AL		9-3.5	Field Orders - Type II	<del>                    </del>	\$120,000.00
8.	2	EA	237310	301-1.7	Adjusting Existing Gate Valve Cover to Grade	\$ 500.-	\$ 1,000.-
9.	3	EA	237310	302-1.12	Traffic Detector Loop Replacement	\$ 600.-	\$ 1,800.-
10.	20	LF	237310	302-1.12	Removal of Humps & Pavement Irregularities	\$ 165.-	\$ 3,300.-
11.	3	TON	237310	302-3.4	Asphalt Pavement Repair	\$ 500.-	\$ 1,500.-
12.	308,622	SF	237310	302-4.12.4	Rubber Polymer Modified Slurry Type II and Striping	\$ 0.34	\$ 104,931.48
13.	80	SF	237310	302-5.2.1	Pavement Restoraton Adjacent to Trench	\$ 15.-	\$ 1,200.-
14.	360	SF	237310	303-5.9	Cross Gutter	\$ 18.-	\$ 6,480.-
15.	5	EA	237310	303-5.10.2	Curb Ramp Type A with Stainless Steel Detectable Warning Tiles	\$ 3,000.-	\$ 15,000.-
16.	2	EA	237310	303-5.10.2	Curb Ramp Type B with Stainless Steel Detectable Warning Tiles	\$ 3,000.-	\$ 6,000.-
17.	4	EA	237310	303-5.10.2	Curb Ramp Type C1 with Stainless Steel Detectable Warning Tiles	\$ 2,950.-	\$ 11,800.-
18.	2	EA	237310	303-5.10.2	Curb Ramp Type D with Stainless Steel Detectable Warning Tiles	\$ 2,500.-	\$ 5,000.-

**BIDDING DOCUMENTS**

Item	Quantity	Unit	NAICS	Payment Reference	Description	Unit Price	Extension
19.	9	TON	237310	306-1.5.1	Temporary Resurfacing	\$ 200.-	\$ 1,800.-
20.	3	TON	237110	306-1.6	Imported Backfill	\$ 15.-	\$ 45.-
21.	5,208	LF	237110	306-1.6	8-Inch Water Main	\$ 77.15	\$ 401,797.20
22.	620	LF	237110	306-1.6	12-Inch Water Main	\$ 110.-	\$ 68,200.-
23.	1,202	LF	237110	306-1.6	8-Inch Water Main, Class <u>DR-14</u>	\$ 78.65	\$ 94,537.30
24.	1	EA	237110	306-1.6	Thrust Blocks	\$ 500.-	\$ 500.-
25.	1	EA	237110	306-1.6	8-Inch Fire Service Connection & Assembly	\$ 6,500.-	\$ 6,500.-
26.	6	EA	237110	306-1.6	6-Inch Fire Hydrant Assembly & Marker	\$ 6,500.-	\$ 39,000.-
27.	2	EA	237110	306-1.6	16-Inch Butterfly Valve Class 250B	\$ 3,500.-	\$ 7,000.-
28.	19	EA	237110	306-1.6	8-Inch Gate Valve	\$ 1,650.-	\$ 31,350.-
29.	5	EA	237110	306-1.6	12-Inch Gate Valve	\$ 2,800.-	\$ 14,000.-
30.	2	EA	237110	306-1.6	16-Inch Gate Valve	\$ 19,600.-	\$ 39,200.-
31.	3	EA	237110	306-1.6	8-inch-15° Bends	\$ 500.-	\$ 1,500.-
32.	2,057	LF	237110	306-1.6	8-Inch Sewer Main	\$ 87.89	\$ 180,789.73
33.	160	LF	237110	306-1.6	8-Inch Sewer Main, Special Strength SDR-26	\$ 118.13	\$ 18,900.80
34.	9	EA	237110	306-1.8.6	Manholes (4 x 3)	\$ 5,000.-	\$ 45,000.-
35.	38	EA	237110	306-1.9.1	4-Inch Sewer Lateral & Cleanout (Street)	\$ 2,644.-	\$ 100,472.-
36.	2,217	LF	237110	306-9.7	Video Inspecting Pipelines and Culverts for Acceptance	\$ 1.00	\$ 2,217.-
37.	2,217	LF	237110	306-9.7	Cleaning and Video Inspecting Pipelines and Culverts	\$ 1.75	\$ 3,879.75
38.	147	EA	237110	306-14.1	1-Inch Water Service	\$ 2,622.-	\$ 385,434.-
39.	1	EA	237110	306-18	8-Inch Blowoff Valve Assembly	\$ 3,600.-	\$ 3,600.-
40.	2	EA	237310	9-3.1	Remove & Reinstall Traffic Signs	\$ 500.-	\$ 1,000.-
41.	60	LF	237310	314-2.3	Removal of Traffic Striping and Curb Markings	\$ 4.50	\$ 270.-

**BIDDING DOCUMENTS**

Item	Quantity	Unit	NAICS	Payment Reference	Description	Unit Price	Extension	
42.	900	LF	237310	314-4.3.7	Painted Traffic Stripes , Painted Curb and Pavement Markings	\$ 2.25	\$ 2,025. --	
43.	400	LF	237310	314-4.4.6	Thermoplastic Traffic Stripes	\$ 4.50	\$ 1,800. --	
44.	1	LS	237110	600-1.2.1.3	Contractor Furnished Materials for the City Forces High-line Work	<del>                    </del>	\$ 85,000. --	
45.	1	LS	237110	600-1.2.1.3	High-lining Removed by Contractor	<del>                    </del>	\$ 6,150. --	
46.	200	SF	237110	600-1.3.1.5	Pavement Restoration for City Forces Final Connection	\$ 15. --	\$ 3,000. --	
47.	1	LS	541330	701-13.9.5	Water Pollution Control Program Development	<del>                    </del>	\$ 575. --	
48.	1	LS	237310	701-13.9.5	Water Pollution Control Program Implementation	<del>                    </del>	\$ 2,000. --	
49.	7,030	LF	237110	708-6	Handling and Disposal of Asbestos-Containing Materials	\$ 15. --	\$ 105,450. --	
50.	1	EA	237110	306-1.8.6	Manholes (5 x 3)	\$ 5,500. --	\$ 5,500. --	
<b>ESTIMATED TOTAL BASE BID:</b>								<b>\$ 2,015,929.26</b>
<b>ALTERNATE A</b>								
1.	1	LS	237110	600-1.2.2.10	High-lining by Contractor	<del>                    </del>	\$ 140,000. --	
2.	-1	LS	237110	600-1.2.1.3	High-lining Removed by Contractor (Base Bid Item 45)	<del>                    </del>	-\$ 6,150. --	
3.	-1	LS	237110	600-1.2.1.3	Contractor Furnished Materials for the High-line Work (Base Bid Item 44)	<del>                    </del>	-\$ 85,000. --	
<b>ESTIMATED TOTAL ALTERNATE A:</b>								<b>\$ 48,850.00</b>
<b>ALTERNATE B</b>								
1.	16	EA	237110	600-1.3.2.10	8-Inch Through 12-Inch Connections to The Existing System by Contractor	\$ 5,500. --	\$ 88,000. --	
2.	1	EA	237110	600-1.3.2.10	8-Inch Through 8-Inch Cut-in Tee by Contractor	\$ 6,000. --	\$ 6,000. --	
3.	1	EA	237110	600-1.3.2.10	8-Inch Through 8-Inch Cross by Contractor	\$ 7,000. --	\$ 7,000. --	
4.	2	EA	237110	600-1.3.2.10	12-Inch Through 16-Inch Cut-in Tee by Contractor	\$ 9,800. --	\$ 19,600. --	



**BIDDING DOCUMENTS**

Item	Quantity	Unit	NAICS	Payment Reference	Description	Unit Price	Extension	
5.	7	EA	237110	600-1.4.9	Cut and Plug of the Existing System by Contractor	\$ 5,600.-	\$ 39,200.-	
6.	-200	SF	237110	600-1.3.1.5	Pavement Restoration for City Forces Final Connection (Base Bid Item 46)	\$ 15.-	-\$ 3,000.-	
<b>ESTIMATED TOTAL ALTERNATE B:</b>							\$ 156,800.00	
<b>ESTIMATED TOTAL BASE BID PLUS ALTERNATE A PLUS ALTERNATE B:</b>							\$ 2,221,579.26	

TOTAL BID PRICE FOR BID (Items 1 through 50 PLUS Alternate A, Items 1 through 3, PLUS Alternate B, 1 through 6, inclusive) amount written in words:

Two Million Two Hundred Twenty-One Thousand Five Hundred Seventy-Nine Dollars and Twenty-Six Cents

The Bid shall contain an acknowledgment of receipt of all addenda, the numbers of which shall be filled in on the Bid form. If an addendum or addenda has been issued by the City and not noted as being received by the Bidder, this proposal shall be rejected as being **non-responsive**. The following addenda have been received and are acknowledged in this bid: A, B, C

The names of all persons interested in the foregoing proposal as principals are as follows:

DOMINIC J. BURTECH - PRESIDENT & CEO

JULIE J. BURTECH - EXEC. VP & SECRETARY

**IMPORTANT NOTICE:** If Bidder or other interested person is a corporation, state secretary, treasurer, and manager thereof; if a co-partnership, state true name of firm, also names of all individual co-partners composing firm; if Bidder or other interested person is an individual, state first and last names in full.

Bidder: BURTECH PIPELINE INCORPORATED

Title: PRESIDENT & CEO

Business Address: 102 2ND STREET, ENCINITAS, CA 92024


## BIDDING DOCUMENTS

---

Place of Business: ENCINITAS, CALIFORNIA 92024

Place of Residence: ENCINITAS, CALIFORNIA 92024

Signature: \_\_\_\_\_



### NOTES:

- A. The City shall determine the low Bid based on the Base Bid plus the following Alternates: A + B.
- B. After the low Bid has been determined, the City may award the Contract for the Base Bid alone or if applicable, for the Base Bid plus any combination of alternates selected in the City's sole discretion.
- C. Prices and notations shall be in ink or typewritten. All corrections (which have been initiated by the Bidder using erasures, strike out, line out, or "white-out") shall be typed or written in with ink adjacent thereto, and shall be initialed in ink by the person signing the bid proposal.
- D. Failure to initial all corrections made in the bidding documents may cause the Bid to be rejected as **non-responsive** and ineligible for further consideration.
- E. Blank spaces must be filled in, using figures. Bidder's failure to submit a price for any Bid item that requires the Bidder to submit a price shall render the Bid **non-responsive** and shall be cause for its rejection.
- F. Unit prices shall be entered for all unit price items. Unit prices shall not exceed two (2) decimal places. If the Unit prices entered exceed two (2) decimal places, the City will only use the first two digits after the decimal points without rounding up or down.
- G. All extensions of the unit prices bid will be subject to verification by the City. In the case of inconsistency or conflict between the product of the Quantity x Unit Price and the Extension, the product shall govern.
- H. In the case of inconsistency or conflict, between the sums of the Extensions with the estimated total Bid, the sum of the Extensions shall govern.
- I. Bids shall not contain any recapitulation of the Work. Conditional Bids will be rejected as being **non-responsive**. Alternative proposals will not be considered unless called for.
- J. Subcontractors' License Number must be filled in. Failure to provide the information specified may deem the bidder **non-responsive**.

**BIDDING DOCUMENTS**

**LIST OF SUBCONTRACTORS**

In accordance with the requirements provided in the "Subletting and Subcontracting Fair Practices Act", Division 2, Part 1, Chapter 4 of the Public Contract Code, the Bidder shall list below the name and address of each Subcontractor who will perform work, labor, render services or specially fabricates and installs a portion [type] of the work or improvement, in an amount in excess of 0.5% of the Contractor's total Bid. The Bidder shall also list below the portion of the work which will be done by each subcontractor under this Contract. The Contractor shall list only one Subcontractor for each portion of the Work. The **DOLLAR VALUE** of the total Bid to be performed shall be stated for all subcontractors listed. Failure to comply with this requirement shall result in the Bid being rejected as **non-responsive** and ineligible for award. The Bidder's attention is directed to the Special Provisions - General; Paragraph 2-3 Subcontracts, which stipulates the percent of the Work to be performed with the Bidders' own forces. The Bidder shall list all SLBE, ELBE, DBE, DVBE, MBE, WBE, OBE, SDB, WoSB, HUBZone, and SDVOSB Subcontractors that Bidders are seeking recognition towards achieving any mandatory, voluntary, or both subcontracting participation percentages.

Subcontractors' License Number must be filled in. Failure to provide the information specified may deem the bidder **non-responsive**.

NAME, ADDRESS AND TELEPHONE NUMBER OF SUBCONTRACTOR	CONSTRUCTOR OR DESIGNER	SUBCONTRACTOR LICENSE NUMBER	TYPE OF WORK	DOLLAR VALUE OF SUBCONTRACT (MUST BE FILLED OUT)	MBE, WBE, DBE, DVBE, OBE, ELBE, SLBE, SDB, WoSB, HUBZone, OR SDVOSB	WHERE CERTIFIED ②	CHECK IF JOINT VENTURE PARTNERSHIP
Name: <u>SafeTLite</u> Address: <u>777 Gable Way</u> City: <u>El Cajon</u> State: <u>CA</u> Zip: <u>92022</u> Phone: <u>(619) 441-3644</u> Email: <u>bob@hudsonsafelite.com</u>	Designer	788289	Traffic Control Plans Design	\$2,250.00	SLBE	CITY	N/A
Name: <u>YBS Concrete Inc.</u> Address: <u>821 Kuhn Dr. Ste. 204</u> City: <u>Chula Vista</u> State: <u>CA</u> Zip: <u>91914</u> Phone: <u>(619) 271-6122</u> Email: <u>ybsconcrete@yahoo.com</u>	Constructor	885270	Curb Ramps & Trucking	\$84,805.00	ELBE	CITY	N/A

① As appropriate, Bidder shall identify Subcontractor as one of the following and shall include a valid proof of certification (except for OBE, SLBE and ELBE):

- |                                               |        |                                                |         |
|-----------------------------------------------|--------|------------------------------------------------|---------|
| Certified Minority Business Enterprise        | MBE    | Certified Woman Business Enterprise            | WBE     |
| Certified Disadvantaged Business Enterprise   | DBE    | Certified Disabled Veteran Business Enterprise | DVBE    |
| Other Business Enterprise                     | OBE    | Certified Emerging Local Business Enterprise   | ELBE    |
| Certified Small Local Business Enterprise     | SLBE   | Small Disadvantaged Business                   | SDB     |
| Woman-Owned Small Business                    | WoSB   | HUBZone Business                               | HUBZone |
| Service-Disabled Veteran Owned Small Business | SDVOSB |                                                |         |

0.2021  
R.I.R.I

② As appropriate, Bidder shall indicate if Subcontractor is certified by:

- |                                                      |        |                                                        |          |
|------------------------------------------------------|--------|--------------------------------------------------------|----------|
| City of San Diego                                    | CITY   | State of California Department of Transportation       | CALTRANS |
| California Public Utilities Commission               | CPUC   | San Diego Regional Minority Supplier Diversity Council | SRMSDC   |
| State of California's Department of General Services | CADoGS | City of Los Angeles                                    | LA       |
| State of California                                  | CA     | U.S. Small Business Administration                     | SBA      |

**The Bidder will not receive any subcontracting participation percentages if the Bidder fails to submit the required proof of certification.**

**BIDDING DOCUMENTS**

**LIST OF SUBCONTRACTORS**

In accordance with the requirements provided in the "Subletting and Subcontracting Fair Practices Act", Division 2, Part 1, Chapter 4 of the Public Contract Code, the Bidder shall list below the name and address of each Subcontractor who will perform work, labor, render services or specially fabricates and installs a portion [type] of the work or improvement, in an amount in excess of 0.5% of the Contractor's total Bid. The Bidder shall also list below the portion of the work which will be done by each subcontractor under this Contract. The Contractor shall list only one Subcontractor for each portion of the Work. The **DOLLAR VALUE** of the total Bid to be performed shall be stated for all subcontractors listed. Failure to comply with this requirement shall result in the Bid being rejected as **non-responsive** and ineligible for award. The Bidder's attention is directed to the Special Provisions - General; Paragraph 2-3 Subcontracts, which stipulates the percent of the Work to be performed with the Bidders' own forces. The Bidder shall list all SLBE, ELBE, DBE, DVBE, MBE, WBE, OBE, SDB, WoSB, HUBZone, and SDVOSB Subcontractors that Bidders are seeking recognition towards achieving any mandatory, voluntary, or both subcontracting participation percentages.

Subcontractors' License Number must be filled in. Failure to provide the information specified may deem the bidder **non-responsive**.

NAME, ADDRESS AND TELEPHONE NUMBER OF SUBCONTRACTOR	CONSTRUCTOR OR DESIGNER	SUBCONTRACTOR LICENSE NUMBER	TYPE OF WORK	DOLLAR VALUE OF SUBCONTRACT (MUST BE FILLED OUT)	MBE, WBE, DBE, DVBE, OBE, ELBE, SLBE, SDB, WoSB, HUBZone, OR SDVOSB	WHERE CERTIFIED ②	CHECK IF JOINT VENTURE PARTNERSHIP
Name: <u>William A. Steen &amp; ASSOC.</u> Address: <u>8580 La Mesa Blvd. #102</u> City: <u>La Mesa</u> State: <u>CA</u> Zip: <u>91942</u> Phone: <u>(619) 460-9000</u> Email: <u>Bsteen@wasteen.com</u>	Constructor	1712980	Surveying	\$ 15,940.00	SLBE	CITY	N/A
Name: <u>Video Fact</u> Address: <u>4150 Merritt Blvd.</u> City: <u>La Mesa</u> State: <u>CA</u> Zip: <u>91941</u> Phone: <u>(619) 889-8368</u> Email: <u>Chris@videofact.net</u>	Constructor	N/A	Preconstruction Video Doc	\$ 1,500.00	ELBE	CITY	N/A

① As appropriate, Bidder shall identify Subcontractor as one of the following and shall include a valid proof of certification (except for OBE, SLBE and ELBE):

Certified Minority Business Enterprise	MBE	Certified Woman Business Enterprise	WBE
Certified Disadvantaged Business Enterprise	DBE	Certified Disabled Veteran Business Enterprise	DVBE
Other Business Enterprise	OBE	Certified Emerging Local Business Enterprise	ELBE
Certified Small Local Business Enterprise	SLBE	Small Disadvantaged Business	SDB
Woman-Owned Small Business	WoSB	HUBZone Business	HUBZone
Service-Disabled Veteran Owned Small Business	SDVOSB		

② As appropriate, Bidder shall indicate if Subcontractor is certified by:

City of San Diego	CITY	State of California Department of Transportation	CALTRANS
California Public Utilities Commission	CPUC	San Diego Regional Minority Supplier Diversity Council	SRMSDC
State of California's Department of General Services	CADoGS	City of Los Angeles	LA
State of California	CA	U.S. Small Business Administration	SBA

**The Bidder will not receive any subcontracting participation percentages if the Bidder fails to submit the required proof of certification.**

**BIDDING DOCUMENTS**

**LIST OF SUBCONTRACTORS**

In accordance with the requirements provided in the "Subletting and Subcontracting Fair Practices Act", Division 2, Part 1, Chapter 4 of the Public Contract Code, the Bidder shall list below the name and address of each Subcontractor who will perform work, labor, render services or specially fabricates and installs a portion [type] of the work or improvement, in an amount in excess of 0.5% of the Contractor's total Bid. The Bidder shall also list below the portion of the work which will be done by each subcontractor under this Contract. The Contractor shall list only one Subcontractor for each portion of the Work. The **DOLLAR VALUE** of the total Bid to be performed shall be stated for all subcontractors listed. Failure to comply with this requirement shall result in the Bid being rejected as **non-responsive** and ineligible for award. The Bidder's attention is directed to the Special Provisions - General; Paragraph 2-3 Subcontracts, which stipulates the percent of the Work to be performed with the Bidders' own forces. The Bidder shall list all SLBE, ELBE, DBE, DVBE, MBE, WBE, OBE, SDB, WoSB, HUBZone, and SDVOSB Subcontractors that Bidders are seeking recognition towards achieving any mandatory, voluntary, or both subcontracting participation percentages.

Subcontractors' License Number must be filled in. Failure to provide the information specified may deem the bidder **non-responsive**.

NAME, ADDRESS AND TELEPHONE NUMBER OF SUBCONTRACTOR	CONSTRUCTOR OR DESIGNER	SUBCONTRACTOR LICENSE NUMBER	TYPE OF WORK	DOLLAR VALUE OF SUBCONTRACT (MUST BE FILLED OUT)	MBE, WBE, DBE, DVBE, OBE, ELBE, SLBE, SDB, WoSB, HUBZone, OR SDVOSB	WHERE CERTIFIED ②	CHECK IF JOINT VENTURE PARTNERSHIP
Name: <u>LSI Road Marking</u> Address: <u>PO Box 2426</u> City: <u>EI Cajon</u> State: <u>CA</u> Zip: <u>92021</u> Phone: <u>(619)443-7755</u> Email: <u>estimating@lsiroadmarking.com</u>	Constructor	775886	Striping Items 12, 40,41,42 & 43	\$ 7,794.00	SLBE	CITY	N/A
Name: <u>McGrath Consulting</u> Address: <u>PO Box 2488</u> City: <u>EI Cajon</u> State: <u>CA</u> Zip: <u>92021</u> Phone: <u>(619)443-3811</u> Email: <u>mwm@mcgopp.com</u>	Designer	11MH0280	WPCP Preparation	\$ 500.00	ELBE	CITY	N/A

① As appropriate, Bidder shall identify Subcontractor as one of the following and shall include a valid proof of certification (except for OBE, SLBE and ELBE):

Certified Minority Business Enterprise	MBE	Certified Woman Business Enterprise	WBE
Certified Disadvantaged Business Enterprise	DBE	Certified Disabled Veteran Business Enterprise	DVBE
Other Business Enterprise	OBE	Certified Emerging Local Business Enterprise	ELBE
Certified Small Local Business Enterprise	SLBE	Small Disadvantaged Business	SDB
Woman-Owned Small Business	WoSB	HUBZone Business	HUBZone
Service-Disabled Veteran Owned Small Business	SDVOSB		

② As appropriate, Bidder shall indicate if Subcontractor is certified by:

City of San Diego	CITY	State of California Department of Transportation	CALTRANS
California Public Utilities Commission	CPUC	San Diego Regional Minority Supplier Diversity Council	SRMSDC
State of California's Department of General Services	CADoGS	City of Los Angeles	LA
State of California	CA	U.S. Small Business Administration	SBA

**The Bidder will not receive any subcontracting participation percentages if the Bidder fails to submit the required proof of certification.**

# BIDDING DOCUMENTS

## LIST OF SUBCONTRACTORS

In accordance with the requirements provided in the "Subletting and Subcontracting Fair Practices Act", Division 2, Part 1, Chapter 4 of the Public Contract Code, the Bidder shall list below the name and address of each Subcontractor who will perform work, labor, render services or specially fabricates and installs a portion [type] of the work or improvement, in an amount in excess of 0.5% of the Contractor's total Bid. The Bidder shall also list below the portion of the work which will be done by each subcontractor under this Contract. The Contractor shall list only one Subcontractor for each portion of the Work. The **DOLLAR VALUE** of the total Bid to be performed shall be stated for all subcontractors listed. Failure to comply with this requirement shall result in the Bid being rejected as **non-responsive** and ineligible for award. The Bidder's attention is directed to the Special Provisions - General; Paragraph 2-3 Subcontracts, which stipulates the percent of the Work to be performed with the Bidders' own forces. The Bidder shall list all SLBE, ELBE, DBE, DVBE, MBE, WBE, OBE, SDB, WoSB, HUBZone, and SDVOSB Subcontractors that Bidders are seeking recognition towards achieving any mandatory, voluntary, or both subcontracting participation percentages.

Subcontractors' License Number must be filled in. Failure to provide the information specified may deem the bidder **non-responsive**.

NAME, ADDRESS AND TELEPHONE NUMBER OF SUBCONTRACTOR	CONSTRUCTOR OR DESIGNER	SUBCONTRACTOR LICENSE NUMBER	TYPE OF WORK	DOLLAR VALUE OF SUBCONTRACT (MUST BE FILLED OUT)	MBE, WBE, DBE, DVBE, OBE, ELBE, SLBE, SDB, WoSB, HUBZone, OR SDVOSB	WHERE CERTIFIED ②	CHECK IF JOINT VENTURE PARTNERSHIP
Name: <u>G. Scott Asphalt Inc.</u> Address: <u>358 Trousdale Dr.</u> City: <u>Chula Vista</u> State: <u>CA</u> Zip: <u>91910</u> Phone: <u>(619) 420-1854</u> Email: <u>danc@asphaltrepairs.com</u>	Constructor	751836	Slurry Sealing	\$ 87,521.84	SLBE	CITY	N/A
Name: <u>Old Castle Precast</u> Address: <u>2735 Cactus Rd.</u> City: <u>San Diego</u> State: <u>CA</u> Zip: <u>92154</u> Phone: <u>(619) 240-8000</u> Email: <u>robert.lara@oldcastleprecast.com</u>	Constructor	891107	Sewer mti's	\$ 28,597.00	OBE	N/A	N/A

① As appropriate, Bidder shall identify Subcontractor as one of the following and shall include a valid proof of certification (except for OBE, SLBE and ELBE):

Certified Minority Business Enterprise	MBE	Certified Woman Business Enterprise	WBE
Certified Disadvantaged Business Enterprise	DBE	Certified Disabled Veteran Business Enterprise	DVBE
Other Business Enterprise	OBE	Certified Emerging Local Business Enterprise	ELBE
Certified Small Local Business Enterprise	SLBE	Small Disadvantaged Business	SDB
Woman-Owned Small Business	WoSB	HUBZone Business	HUBZone
Service-Disabled Veteran Owned Small Business	SDVOSB		

② As appropriate, Bidder shall indicate if Subcontractor is certified by:

City of San Diego	CITY	State of California Department of Transportation	CALTRANS
California Public Utilities Commission	CPUC	San Diego Regional Minority Supplier Diversity Council	SRMSDC
State of California's Department of General Services	CADoGS	City of Los Angeles	LA
State of California	CA	U.S. Small Business Administration	SBA

**The Bidder will not receive any subcontracting participation percentages if the Bidder fails to submit the required proof of certification.**

# BIDDING DOCUMENTS

## LIST OF SUBCONTRACTORS

In accordance with the requirements provided in the "Subletting and Subcontracting Fair Practices Act", Division 2, Part 1, Chapter 4 of the Public Contract Code, the Bidder shall list below the name and address of each Subcontractor who will perform work, labor, render services or specially fabricates and installs a portion [type] of the work or improvement, in an amount in excess of 0.5% of the Contractor's total Bid. The Bidder shall also list below the portion of the work which will be done by each subcontractor under this Contract. The Contractor shall list only one Subcontractor for each portion of the Work. The **DOLLAR VALUE** of the total Bid to be performed shall be stated for all subcontractors listed. Failure to comply with this requirement shall result in the Bid being rejected as **non-responsive** and ineligible for award. The Bidder's attention is directed to the Special Provisions - General; Paragraph 2-3 Subcontracts, which stipulates the percent of the Work to be performed with the Bidders' own forces. The Bidder shall list all SLBE, ELBE, DBE, DVBE, MBE, WBE, OBE, SDB, WoSB, HUBZone, and SDVOSB Subcontractors that Bidders are seeking recognition towards achieving any mandatory, voluntary, or both subcontracting participation percentages.

Subcontractors' License Number must be filled in. Failure to provide the information specified may deem the bidder **non-responsive**.

NAME, ADDRESS AND TELEPHONE NUMBER OF SUBCONTRACTOR	CONSTRUCTOR OR DESIGNER	SUBCONTRACTOR LICENSE NUMBER	TYPE OF WORK	DOLLAR VALUE OF SUBCONTRACT (MUST BE FILLED OUT)	MBE, WBE, DBE, DVBE, OBE, ELBE, SLBE, SDB, WoSB, HUBZone, OR SDVOSB	WHERE CERTIFIED ②	CHECK IF JOINT VENTURE PARTNERSHIP
Name: <u>RAP Engineering Inc.</u> Address: <u>420 Olive Ave.</u> City: <u>Vista</u> State: <u>CA</u> Zip: <u>92083</u> Phone: <u>(760) 233-2980</u> Email: <u>sbrown@rapenginc.com</u>	Constructor	880956	Asphalt Paving	\$ 218,791.81	SLBE	CITY	N/A
Name: <u>Southwest Signal</u> Address: <u>397 Raleigh Ave.</u> City: <u>El Cajon</u> State: <u>CA</u> Zip: <u>92020</u> Phone: <u>(619) 422-3343</u> Email: <u>dlebeau@southwestsignal.com</u>	Constructor	45115	Traffic Loops	41,350.-	SLBE	CITY	N/A

① As appropriate, Bidder shall identify Subcontractor as one of the following and shall include a valid proof of certification (except for OBE, SLBE and ELBE):

Certified Minority Business Enterprise	MBE	Certified Woman Business Enterprise	WBE
Certified Disadvantaged Business Enterprise	DBE	Certified Disabled Veteran Business Enterprise	DVBE
Other Business Enterprise	OBE	Certified Emerging Local Business Enterprise	ELBE
Certified Small Local Business Enterprise	SLBE	Small Disadvantaged Business	SDB
Woman-Owned Small Business	WoSB	HUBZone Business	HUBZone
Service-Disabled Veteran Owned Small Business	SDVOSB		

② As appropriate, Bidder shall indicate if Subcontractor is certified by:

City of San Diego	CITY	State of California Department of Transportation	CALTRANS
California Public Utilities Commission	CPUC	San Diego Regional Minority Supplier Diversity Council	SRMSDC
State of California's Department of General Services	CADoGS	City of Los Angeles	LA
State of California	CA	U.S. Small Business Administration	SBA

**The Bidder will not receive any subcontracting participation percentages if the Bidder fails to submit the required proof of certification.**

**BIDDING DOCUMENTS**

**NAMED EQUIPMENT/MATERIAL SUPPLIER LIST**

The Bidder seeking the recognition of equipment, materials, or supplies obtained from Suppliers towards achieving any mandatory, voluntary, or both subcontracting participation percentages shall list the Supplier(s) on the Named Equipment/Material Supplier List. The Named Equipment/Material Supplier List, at a minimum, shall have the name, locations (City) and the **DOLLAR VALUE** of the Suppliers. The Bidder will be credited up to 60% of the amount to be paid to the Suppliers for such materials and supplies unless vendor manufactures or substantially alters materials and supplies in which case 100% will be credited. The Bidder is to indicate (Yes/No) whether listed firm is a supplier or manufacturer. In calculating the subcontractor participation percentages, vendors/suppliers will receive 60% credit of the listed **DOLLAR VALUE**, whereas manufacturers will receive 100% credit. If no indication provided, listed firm will be credited at 60% of the listed **DOLLAR VALUE** for purposes of calculating the subcontractor participation percentages. Suppliers will receive 60% credit of the listed **DOLLAR VALUE**, whereas manufacturers will receive 100% credit. If no indication provided, listed firm will be credited at 60% of the listed **DOLLAR VALUE** for purposes of calculating the subcontractor participation percentages.

NAME, ADDRESS AND TELEPHONE NUMBER OF VENDOR/SUPPLIER	MATERIALS OR SUPPLIES	DOLLAR VALUE OF MATERIAL OR SUPPLIES (MUST BE FILLED OUT)	SUPPLIER (Yes/No)	MANUFACTURER (Yes/No)	MBE, WBE, DBE, DVBE, OBE, ELBE, SLBE, SDB, WoSB, HUBZone, OR SDVOSB	WHERE CERTIFIED
Name: _____ Address: _____ City: _____ State: _____ Zip: _____ Phone: _____ Email: _____						
Name: _____ Address: _____ City: _____ State: _____ Zip: _____ Phone: _____ Email: _____						

① As appropriate, Bidder shall identify Vendor/Supplier as one of the following and shall include a valid proof of certification (except for OBE, SLBE and ELBE):

Certified Minority Business Enterprise	MBE	Certified Woman Business Enterprise	WBE
Certified Disadvantaged Business Enterprise	DBE	Certified Disabled Veteran Business Enterprise	DVBE
Other Business Enterprise	OBE	Certified Emerging Local Business Enterprise	ELBE
Certified Small Local Business Enterprise	SLBE	Small Disadvantaged Business	SDB
Woman-Owned Small Business	WoSB	HUBZone Business	HUBZone
Service-Disabled Veteran Owned Small Business	SDVOSB		

② As appropriate, Bidder shall indicate if Vendor/Supplier is certified by:

City of San Diego	CITY	State of California Department of Transportation	CALTRANS
California Public Utilities Commission	CPUC	San Diego Regional Minority Supplier Diversity Council	SRMSDC
State of California's Department of General Services	CADoGS	City of Los Angeles	LA
State of California	CA	U.S. Small Business Administration	SBA

**The Bidder will not receive any subcontracting participation percentages if the Bidder fails to submit the required proof of certification.**



**BIDDING DOCUMENTS**

**SUBCONTRACTORS ADDITIVE/DEDUCTIVE ALTERNATE (USE ONLY WHEN ADDITIVE ALTERNATES ARE REQUIRED)**

Bidder shall list all Subcontractors described in the Bidder's *Base Bid* whose percentage of work will increase or decrease if alternates are selected for award. Bidder shall also list additional Subcontractors not described in the Bidder's *Base Bid* who, as a result of the alternates, will perform work or labor, or render services, or specially fabricate and install a portion [type] of work or improvements in an amount in excess of 0.5%. The Bidder shall list all SLBE, ELBE, DBE, DVBE, MBE, WBE, OBE, SDB, WoSB, HUBZone, and SDVOSB Subcontractors that Bidders are seeking recognition towards achieving any mandatory, voluntary, or both subcontracting participation percentages.

Subcontractors' License Number must be filled in. Failure to provide the information specified may deem the bidder **non-responsive**.

ADDITIVE/ DEDUCTIVE ALTERNATE	NAME, ADDRESS AND TELEPHONE NUMBER OF SUBCONTRACTOR	CONSTRUCTOR OR DESIGNER	SUBCONTRACTOR LICENSE NUMBER	TYPE OF WORK	DOLLAR VALUE OF SUBCONTRACT (MUST BE FILLED OUT)	MBE, WBE, DBE, DVBE, OBE, ELBE, SLBE, SDB, WoSB, HUBZone, OR SDVOSB	WHERE CERTIFIED	CHECK IF JOINT VENTURE PARTNERSHIP
	Name: _____ Address: _____ City: _____ State: _____ Zip: _____ Phone: _____ Email: _____							
	Name: _____ Address: _____ City: _____ State: _____ Zip: _____ Phone: _____ Email: _____							

① As appropriate, Bidder shall identify Subcontractor as one of the following and shall include a valid proof of certification (except for OBE, SLBE and ELBE):

Certified Minority Business Enterprise	MBE	Certified Woman Business Enterprise	WBE
Certified Disadvantaged Business Enterprise	DBE	Certified Disabled Veteran Business Enterprise	DVBE
Other Business Enterprise	OBE	Certified Emerging Local Business Enterprise	ELBE
Certified Small Local Business Enterprise	SLBE	Small Disadvantaged Business	SDB
Woman-Owned Small Business	WoSB	HUBZone Business	HUBZone
Service-Disabled Veteran Owned Small Business	SDVOSB		

② As appropriate, Bidder shall indicate if Subcontractor is certified by:

City of San Diego	CITY	State of California Department of Transportation	CALTRANS
California Public Utilities Commission	CPUC	San Diego Regional Minority Supplier Diversity Council	SRMSDC
State of California's Department of General Services	CADoGS	City of Los Angeles	LA
State of California	CA	U.S. Small Business Administration	SBA

**The Bidder will not receive any subcontracting participations percentages if the Bidder fails to submit the required proof of certification.**