

American Asphalt South, Inc.  
Mr. Jeff Petty, Vice President  
14436 Santa Ana Avenue  
Fontana, CA 92337

P: (909) 427-8276 F: (909) 427-8279

# City of San Diego

CONTRACTOR'S NAME: \_\_\_\_\_  
ADDRESS: \_\_\_\_\_  
TELEPHONE NO.: \_\_\_\_\_ FAX NO.: \_\_\_\_\_  
CITY CONTACT: Eleida Felix Yackel, Contract Specialist, Email: EFelixYackel@sandiego.gov  
Phone No. (619) 533-3449, Fax No. (619) 533-3633  
A. Erikat / B. Doringo / Lad

## CONTRACT DOCUMENTS

ORIGINAL

FOR



## FY 14 - SLURRY SEAL GROUP 2

VOLUME 1 OF 2

BID NO.: \_\_\_\_\_ K-15-6229-DBB-3  
SAP NO. (WBS/IO/CC): \_\_\_\_\_ 21003308  
CLIENT DEPARTMENT: \_\_\_\_\_ 2116  
COUNCIL DISTRICT: \_\_\_\_\_ CITYWIDE  
PROJECT TYPE: \_\_\_\_\_ II

**THIS CONTRACT IS SUBJECT TO THE FOLLOWING:**

- THE CITY'S SUBCONTRACTING PARTICIPATION REQUIREMENTS FOR SLBE PROGRAM.
- PREVAILING WAGE RATES: STATE  FEDERAL
- THIS IS A PROP 42 GAS TAX FUNDED CONTRACT THROUGH THE STATE OF CALIFORNIA.

**BID DUE DATE:**

**2:00 PM**

**SEPTEMBER 24, 2014**

**CITY OF SAN DIEGO**

**PUBLIC WORKS CONTRACTS**

**1010 SECOND AVENUE, 14<sup>th</sup> FLOOR, MS 614C**

**SAN DIEGO, CA 92101**

# ENGINEER OF WORK

The engineering Specifications and Special Provisions contained herein have been prepared by or under the direction of the following Registered Engineer.

\_\_\_\_\_ Seal  
For City Engineer                      Date

**TABLE OF CONTENTS**

<b>DESCRIPTION</b>	<b>PAGE NUMBER</b>
1. NOTICE INVITING BIDS.....	4
2. CONTRACT FORMS .....	17
3. CONTRACT FORMS ATTACHMENTS:	
1. Performance Bond and Labor and Materialmen’s Bond .....	21
2. Drug-Free Workplace.....	23
3. American with Disabilities Act (ADA) Compliance Certification .....	24
4. Contractor Standards - Pledge of Compliance Certificate .....	25
5. Affidavit of Disposal Certificate .....	26
4. ATTACHMENTS:	
A. SCOPE OF WORK .....	28
B. INTENTIONALLY LEFT BLANK.....	30
C. EQUAL OPPORTUNITY CONTRACTING PROGRAM .....	31
D. INTENTIONALLY LEFT BLANK.....	35
E. SUPPLEMENTARY SPECIAL PROVISIONS .....	36
SUPPLEMENTARY SPECIAL PROVISIONS APPENDICES:	
1. Appendix A - Fire Hydrant Meter Program .....	58
2. Appendix B - Materials Typically Accepted by Certificate of Compliance .....	72
3. Appendix C - Sample City Invoice .....	74
4. Appendix D – Caltrans Standard Specification 2010.....	76
5. Appendix E – Location List .....	82
F. INTENTIONALLY LEFT BLANK.....	191

# CITY OF SAN DIEGO, CALIFORNIA

## NOTICE INVITING BIDS

1. **RECEIPT AND OPENING OF BIDS:** Bids will be received at the Public Works Contracts at the location, time, and date shown on the cover of these specifications for performing work on **FY 14 - Slurry Seal Group 2 (Project)**.
2. **SUMMARY OF WORK:** The Work involves furnishing all labor, materials, equipment, services, and other incidental works and appurtenances for the construction of the Project as described in ATTACHMENT A.
3. **BIDS ARE PUBLIC RECORDS:** Upon receipt by the City, Bids shall become public records subject to public disclosure. It is the responsibility of the respondent to clearly identify any confidential, proprietary, trade secret or otherwise legally privileged information contained within the Bid. General references to sections of the California Public Records Act (PRA) will not suffice. If the Contractor does not provide applicable case law that clearly establishes that the requested information is exempt from the disclosure requirements of the PRA, the City shall be free to release the information when required in accordance with the PRA, pursuant to any other applicable law, or by order of any court or government agency, and the Contractor will hold the City harmless for release of this information.
4. **SUBCONTRACTING PARTICIPATION PERCENTAGES:**
  - 4.1. The City has incorporated **mandatory** SLBE-ELBE subcontractor participation percentages to enhance competition and maximize subcontracting opportunities. For the purpose of achieving the mandatory subcontractor participation percentages, a recommended breakdown of the SLBE and ELBE subcontractor participation percentages based upon certified SLBE and ELBE firms has also been provided to achieve the mandatory subcontractor participation percentages:

1. SLBE participation	<b>5.1%</b>
2. ELBE participation	<b>10.0%</b>
3. Total mandatory participation	<b>15.1%</b>
  - 4.2. The Bidders are strongly encouraged to attend the Pre-Bid Meeting to better understand the Good Faith Effort requirements of this contract. See the City's document titled "SLBE Program, Instructions For Bidders Completing The Good Faith Effort Submittal" available at: <http://www.sandiego.gov/eoc/>
  - 4.3. The Bid will be declared **non-responsive** if the Bidder fails the following mandatory conditions:
    - 4.3.1. Bidder's inclusion of SLBE-ELBE certified subcontractors at the overall mandatory participation percentage identified in this document; OR.
    - 4.3.2. Bidder's submission of Good Faith Effort documentation, saved in searchable Portable Document Format (PDF) and stored on Compact Disc (CD) or Digital Video Disc (DVD), demonstrating the Bidder made a good

faith effort to outreach to and include SLBE-ELBE Subcontractors required in this document within **3 working Days** of the Bid opening if the overall mandatory participation percentage is not met.

4.4. For additional Equal Opportunity Contracting Program requirements, see Attachment C.

**5. PRE-BID MEETING:**

5.1. There will be a Pre-Bid Meeting to discuss the scope of the Project, bidding requirements, pre-qualification process, and Equal Opportunity Contracting Program requirements and reporting procedures in the Public Works Contracts, Conference Room at 1010 Second Avenue, 14<sup>th</sup> Floor, San Diego, CA 92101 at **10:00 A.M.**, on **September 2, 2014**.

5.2. All potential bidders are encouraged to attend.

5.3. To request a copy of the agenda on an alternative format, or to request a sign language or oral interpreter for this meeting, call the Public Works Contracts at (619) 533-3450 at least 5 Working Days prior to the Pre-Bid Meeting to ensure availability.

**6. CONTRACTOR REGISTRATION AND ELECTRONIC REPORTING SYSTEM:**

6.1. **Prior** to the Award of the Contract or each Task Order, you and your Subcontractors and Suppliers must register with the City's web-based contract compliance website, Prism®, located here:

<https://pro.prismcompliance.com/default.aspx>.

6.2. The City may not award the contract until registration of all subcontractors and suppliers is complete. In the event this requirement is not met within the time frame specified in the Notice of Intent to Award letter, the City reserves the right to rescind the Notice of Award / Intent to Award and to make the award to the next responsive and responsible bidder / proposer.

7. **JOINT VENTURE CONTRACTORS:** Provide a copy of the Joint Venture agreement and the Joint Venture license to the City within 10 Working Days after receiving the Contract forms. See 2-1.1.2, "Joint Venture Contractors" in The WHITEBOOK for details.

8. **PREVAILING WAGE RATES:** Pursuant to San Diego Municipal Code section 22.3019, construction, alteration, demolition, repair and maintenance work performed under this Contract is subject to State prevailing wage laws. For construction work performed under this Contract cumulatively exceeding \$25,000 and for alteration, demolition, repair and maintenance work performed under this Contract cumulatively exceeding \$15,000, the Contractor and its subcontractors shall comply with State prevailing wage laws including, but not limited to, the requirements listed below.

8.1. **Compliance with Prevailing Wage Requirements.** Pursuant to sections 1720 through 1861 of the California Labor Code, the Contractor and its subcontractors shall ensure that all workers who perform work under this Contract are paid not less than the prevailing rate of per diem wages as determined by the Director of the California

Department of Industrial Relations (DIR). This includes work performed during the design and preconstruction phases of construction including, but not limited to, inspection and land surveying work.

- 8.2. Copies of such prevailing rate of per diem wages are on file at the City and are available for inspection to any interested party on request. Copies of the prevailing rate of per diem wages also may be found at <http://www.dir.ca.gov/OPRL/DPreWageDetermination.htm>. Contractor and its subcontractors shall post a copy of the prevailing rate of per diem wages determination at each job site and shall make them available to any interested party upon request.
- 8.3. The wage rates determined by the DIR refer to expiration dates. If the published wage rate does not refer to a predetermined wage rate to be paid after the expiration date, then the published rate of wage shall be in effect for the life of this Contract. If the published wage rate refers to a predetermined wage rate to become effective upon expiration of the published wage rate and the predetermined wage rate is on file with the DIR, such predetermined wage rate shall become effective on the date following the expiration date and shall apply to this Contract in the same manner as if it had been published in said publication. If the predetermined wage rate refers to one or more additional expiration dates with additional predetermined wage rates, which expiration dates occur during the life of this Contract, each successive predetermined wage rate shall apply to this Contract on the date following the expiration date of the previous wage rate. If the last of such predetermined wage rates expires during the life of this Contract, such wage rate shall apply to the balance of the Contract.
- 8.4. **Penalties for Violations.** Contractor and its subcontractors shall comply with California Labor Code section 1775 in the event a worker is paid less than the prevailing wage rate for the work or craft in which the worker is employed.
- 8.5. **Payroll Records.** Contractor and its subcontractors shall comply with California Labor Code section 1776, which generally requires keeping accurate payroll records, verifying and certifying payroll records, and making them available for inspection. Contractor shall require its subcontractors to also comply with section 1776. Contractor and its subcontractors shall submit weekly certified payroll records online via the City's web-based Labor Compliance Program. Contractor is responsible for ensuring its subcontractors submit certified payroll records to the City.
- 8.6. **Apprentices.** Contractor and its subcontractors shall comply with California Labor Code sections 1777.5, 1777.6 and 1777.7 concerning the employment and wages of apprentices. Contractor shall be held responsible for the compliance of their subcontractors with sections 1777.5, 1777.6 and 1777.7.
- 8.7. **Working Hours.** Contractor and subcontractors shall comply with California Labor Code sections 1810 through 1815, including but not limited to: (i) restrict working hours on public works contracts to eight hours a day and forty hours a week, unless all hours worked in excess of 8 hours per day are compensated at not less than 1½ times the basic rate of pay; and (ii) specify penalties to be imposed on design professionals and subcontractors of \$25 per worker per day for each day the worker works more

than 8 hours per day and 40 hours per week in violation of California Labor Code sections 1810 through 1815.

- 8.8. Required Provisions for Subcontracts.** Contractor shall include at a minimum a copy of the following provisions in any contract they enter into with a subcontractor: California Labor Code sections 1771, 1775, 1776, 1777.5, 1810, 1813, 1815, 1860 and 1861.
- 8.9. Labor Code Section 1861 Certification.** Contractor in accordance with California Labor Code section 3700 is required to secure the payment of compensation of its employees and by signing this Contract, Contractor certifies that "I am aware of the provisions of Section 3700 of the California Labor Code which require every employer to be insured against liability for workers' compensation or to undertake self-insurance in accordance with the provisions of that code, and I will comply with such provisions before commencing the performance of the work of this Contract."
- 8.10. Labor Compliance Program.** The City has its own Labor Compliance Program as authorized by the DIR. The City will withhold contract payments when payroll records are delinquent or deemed inadequate by the City or other governmental entity, or it has been established after an investigation by the City or other governmental entity that underpayment(s) have occurred.

**9. INSURANCE REQUIREMENTS:**

- 9.1.** All certificates of insurance and endorsements required by the contract are to be provided upon issuance of the City's Notice of Intent to Award letter.
- 9.2.** Refer to sections 7-3, "LIABILITY INSURANCE", and 7-4, "WORKERS' COMPENSATION INSURANCE" of the Supplementary Special Provisions (SSP) for the insurance requirements which must be met.

**10. PREQUALIFICATION OF CONTRACTORS:**

- 10.1.** Contractors submitting Bid must be pre-qualified for the total amount proposed, inclusive of all alternate items prior to the date of submittal. Bids from contractors who have not been pre-qualified as applicable and Bids that exceed the maximum dollar amount at which contractors are pre-qualified will be deemed **non-responsive** and ineligible for award. Complete information and prequalification questionnaires are available at:

<http://www.sandiego.gov/cip/bidopps/prequalification.shtml>

- 10.2.** The completed questionnaire, financial statement, and bond letter or a copy of the contractor's SLBE-ELBE certification and bond letter, must be submitted no later than 2 weeks prior to the bid opening to the Public Works Contracts, Prequalification Program, 1010 Second Avenue, 14<sup>th</sup> Floor, San Diego, CA 92101. For additional information or the answer to questions about the prequalification program, contact David Stucky at 619-533-3474 or [dstucky@sandiego.gov](mailto:dstucky@sandiego.gov).

- 11. REFERENCE STANDARDS:** Except as otherwise noted or specified, the Work shall be completed in accordance with the following standards:

Title	Edition	Document Number
Standard Specifications for Public Works Construction ("The GREENBOOK")	2012	PITS070112-01
City of San Diego Standard Specifications for Public Works Construction ("The WHITEBOOK")*	2012	PITS070112-02
City of San Diego Standard Drawings*	2012	PITS070112-03
Caltrans Standard Specifications	2010	PITS070112-04
Caltrans Standard Plans	2010	PITS070112-05
California MUTCD	2012	PITS070112-06
City Standard Drawings - Updates Approved For Use (when specified)*	Varies	Varies
Standard Federal Equal Employment Opportunity Construction Contract Specifications and the Equal Opportunity Clause Dated 09-11-84	1984	769023
NOTE: *Available online under Engineering Documents and References at: <a href="http://www.sandiego.gov/publicworks/edocref/index.shtml">http://www.sandiego.gov/publicworks/edocref/index.shtml</a>		

- 12. CITY'S RESPONSES AND ADDENDA:** The City at its option, may respond to any or all questions submitted in writing, via letter, or FAX in the form of an addendum. No oral comment shall be of any force or effect with respect to this solicitation. The changes to the Contract Documents through addendum are made effective as though originally issued with the Bid. The Bidders shall acknowledge the receipt of Addenda on the form provided for this purpose in the Bid.
- 13. CITY'S RIGHTS RESERVED:** The City reserves the right to cancel the Notice Inviting Bids at any time, and further reserves the right to reject submitted Bids, without giving any reason for such action, at its sole discretion and without liability. Costs incurred by the Bidder(s) as a result of preparing Bids under the Notice Inviting Bids shall be the sole responsibility of each bidder. The Notice Inviting Bids creates or imposes no obligation upon the City to enter a contract.
- 14. CONTRACT PRICING FORMAT:** This solicitation is for a Lump Sum contract with Unit Price provisions as set forth in the Bid Proposal Form(s), Volume 2.
- 15. SUBMITTAL OF "OR EQUAL" ITEMS:** See Section 4-1.6, "Trade Names or Equals" in The WHITEBOOK and as amended in the SSP.
- 16. AWARD PROCESS:**
- 16.1.** The Award of this contract is contingent upon the Contractor's compliance with all conditions precedent to Award.



- 16.2. Upon acceptance of a Bid, the City will prepare contract documents for execution within approximately 21 days of the date of the Bid opening and award the Contract approximately within 7 days of receipt of properly executed Contract, bonds, and insurance documents.
- 16.3. This contract will be deemed executed, and effective, only upon the signing of the Contract by the Mayor or designee of the City.
17. **SUBCONTRACT LIMITATIONS:** The Bidder's attention is directed to Standard Specifications for Public Works Construction, Section 2-3, "SUBCONTRACTS" in The GREENBOOK and as amended in the SSP which requires the Contractor to self-perform not less than the specified amount. Failure to comply with this requirement shall render the bid **non-responsive** and ineligible for award.
18. **AVAILABILITY OF PLANS AND SPECIFICATIONS:** Contract Documents may be obtained by visiting the City's website: <http://www.sandiego.gov/cip/>. Plans and Specifications for this contract are also available for review in the office of the City Clerk or Public Works Contracts.
19. **SUBMISSION OF QUESTIONS:**
- 19.1. The Director (or designee), of the Public Works Department is the officer responsible for opening, examining, and evaluating the competitive Bids submitted to the City for the acquisition, construction and completion of any public improvement except when otherwise set forth in these documents. All questions related to this solicitation shall be submitted to:
- Public Works Contracts  
1010 Second Avenue, 14<sup>th</sup> Floor  
San Diego, California, 92101  
Attention: [Contract Specialist listed on the front cover hereof]
- OR:
- Email address of the Contract Specialist listed on the front cover hereof.
- 19.2. Questions received less than 14 days prior to the date for opening of Bids may not be considered.
- 19.3. Clarifications deemed by the City to be material shall be issued by Addenda and uploaded to the City's online bidding service.
- 19.4. Only questions answered by formal written addenda will be binding. Oral and other interpretations or clarifications will be without legal effect. It is the Bidder's responsibility to become informed of any Addenda that have been issued and to include all such information in its Bid.
20. **ELIGIBLE BIDDERS:** No person, firm, or corporation shall be allowed to make, file, or be interested in **more** than one (1) Bid for the same work unless alternate Bids are called for. A person, firm or corporation who has submitted a sub-proposal to a Bidder, or who has quoted prices on materials to a Bidder, is not hereby disqualified from submitting a sub-proposal or

quoting prices to other Bidders or from submitting a Bid in its own behalf. Any Bidder who submits more than one bid will result in the rejection of all bids submitted.

21. **SAN DIEGO BUSINESS TAX CERTIFICATE:** The Contractor and Subcontractors, not already having a City of San Diego Business Tax Certificate for the work contemplated shall secure the appropriate certificate from the City Treasurer, Civic Center Plaza, first floor and submit to the Contract Specialist upon request or as specified in the Contract Documents. Tax Identification numbers for both the Bidder and the listed Subcontractors must be submitted on the City provided forms with the Notice Inviting Bids and Contract forms.
22. **PROPOSAL FORMS:** Bid shall be made only upon the Bidding Documents i.e., Proposal form attached to and forming a part of the specifications. The signature of each person signing shall be in longhand.
  - 22.1. Bidder shall complete and submit all pages in the "Bidding Document" Section (see Volume 2) as their Bid per the schedule given under "Required Documents Schedule," (see Volume 1). Bidder is requested to retain for their reference other portions of the Contract Documents that are not required to be submitted with the Bid. The entire specifications for the bid package do not need to be submitted with the bid.
  - 22.2. The City may require any Bidder to furnish a statement of experience, financial responsibility, technical ability, equipment, and references.
  - 22.3. Bids and certain other forms and documents as specified in the Volume 2 of 2 of the Contract Documents shall be enclosed in a sealed envelope and shall bear the title of the work and name of the Bidder and the appropriate State Contractors License designation which the Bidder holds.
  - 22.4. Bids may be withdrawn by the Bidder prior to, but not after, the time fixed for opening of Bids.
23. **BIDDER'S GUARANTEE OF GOOD FAITH (BID SECURITY):**
  - 23.1. With the exception of the contracts valued \$5,000 or less, JOC and Design-Build contracts, and contracts subject to the Small and Local Business Program of \$250,000 or less e.g., ELBE contracts, each Bidder shall accompany its Bid with either a cashier's check upon some responsible bank, or a check upon such bank properly certified or an approved corporate surety bond payable to the City of San Diego, for an amount of not less than 10% of the aggregate sum of the Bid, which check or bond, and the monies represented thereby shall be held by the City as a guarantee that the Bidder, if awarded the contract, will in good faith enter into such contract and furnish the required final bonds.
  - 23.2. The Bidder agrees that in case of Bidder's refusal or failure to execute this contract and give required final bonds, the money represented by a cashier's or certified check shall remain the property of the City, and if the Bidder shall fail to execute this contract, the Surety agrees that it will pay to the City damages which the City may suffer by reason of such failure, not exceeding the sum of 10% of the amount of the Bid.

23.3. A Bid received without the specified bid security will be rejected as being **non-responsive**.

**24. AWARD OF CONTRACT OR REJECTION OF BIDS:**

24.1. This contract may be awarded to the lowest responsible and reliable Bidder.

24.2. Bidders shall complete the entire Bid schedule (also referred to as “schedule of prices” or Proposal form). Incomplete price schedules will be rejected as being non-responsive.

24.3. The City reserves the right to reject any or all Bids, and to waive any informality or technicality in Bids received and any requirements of these specifications as to bidding procedure.

24.4. Bidders will not be released on account of their errors of judgment. Bidders may be released only upon receipt by the City from the Bidder within 3 Working Days, excluding Saturdays, Sundays, and state holidays, after the opening of Bids, of written notice which includes proof of honest, credible, clerical error of material nature, free from fraud or fraudulent intent, and of evidence that reasonable care was observed in the preparation of the Bid.

24.5. A non-selected Bidder may protest award of the Contract to the selected Bidder by submitting a written “Notice of Intent to Protest” including supporting documentation which shall be received by Public Works Contracting Group no later than 10 days after the City’s announcement of the selected Bidder or no later than 10 days from the date that the City issues notice of designation of a Bidder as non-responsive in accordance with San Diego Municipal Code Chapter 2, § 22.3029, “Protests of Contract Award.”

24.6. The City of San Diego will not discriminate with regard to race, religious creed, color, national origin, ancestry, physical handicap, marital status, sex or age, in the award of contracts.

24.7. Each Bid package properly executed as required by these specifications shall constitute a firm offer, which may be accepted by the City within the time specified in the Proposal.

24.8. The City reserves the right to evaluate all Bids and determine the lowest Bidder on the basis of any proposed alternates, additive items or options, at its discretion that will be disclosed in the Volume 2 of 2.

**25. BID RESULTS:**

25.1. The Bid opening by the City shall constitute the public announcement of the Apparent Low Bidder. In the event that the Apparent Low Bidder is subsequently deemed non-responsive or non-responsible, a public announcement will be posted in the City’s web page <http://www.sandiego.gov/cip/index.shtml>, with the name of the newly designated Apparent Low Bidder.

25.2. To obtain Bid results, either attend Bid opening, review the results on the City's web site, or provide a self-addressed, stamped envelope, referencing Bid number, and Bid tabulation will be mailed to you upon verification of extensions. Bid results cannot be given over the telephone.

**26. THE CONTRACT:**

26.1. The Bidder to whom award is made shall execute a written contract with the City of San Diego and furnish good and approved bonds and insurance certificates specified by the City within 14 days after receipt by Bidder of a form of contract for execution unless an extension of time is granted to the Bidder in writing.

26.2. If the Bidder takes longer than 14 days to fulfill these requirements, then the additional time taken shall be added to the Bid guarantee. The Contract shall be made in the form adopted by the City, which includes the provision that no claim or suit whatsoever shall be made or brought by Contractor against any officer, agent, or employee of the City for or on account of anything done or omitted to be done in connection with this contract, nor shall any such officer, agent, or employee be liable hereunder.

26.3. If the Bidder to whom the award is made fails to enter into the contract as herein provided, the award may be annulled and the Bidder's Guarantee of Good Faith will be subject to forfeiture. An award may be made to the next lowest responsible and reliable Bidder who shall fulfill every stipulation embraced herein as if it were the party to whom the first award was made.

26.4. Pursuant to the San Diego City Charter section 94, the City may only award a public works contract to the lowest responsible and reliable Bidder. The City will require the Apparent Low Bidder to (i) submit information to determine the Bidder's responsibility and reliability, (ii) execute the Contract in form provided by the City, and (iii) furnish good and approved bonds and insurance certificates specified by the City within 14 Days, unless otherwise approved by the City, in writing after the Bidder receives notification from the City, designating the Bidder as the Apparent Low Bidder and formally requesting the above mentioned items.

26.5. The award of the Contract is contingent upon the satisfactory completion of the above mentioned items and becomes effective upon the signing of the Contract by the Mayor or designee. If the Apparent Low Bidder does not execute the Contract or submit required documents and information, the City may award the Contract to the next lowest responsible and reliable Bidder who shall fulfill every condition precedent to award. A corporation designated as the Apparent Low Bidder shall furnish evidence of its corporate existence and evidence that the officer signing the Contract and bond for the corporation is duly authorized to do so.

**27. EXAMINATION OF PLANS, SPECIFICATIONS, AND SITE OF WORK:** The Bidder shall examine carefully the Project Site, the Plans and Specifications, other materials as described in the Special Provisions, Section 2-7, and the proposal forms (e.g., Bidding Documents). The submission of a Bid shall be conclusive evidence that the Bidder has investigated and is satisfied as to the conditions to be encountered, as to the character,

quality, and scope of Work, the quantities of materials to be furnished, and as to the requirements of the Bidding Documents Proposal, Plans, and Specifications.

**28. CITY STANDARD PROVISIONS:** This contract is subject to the following standard provisions. See The WHITEBOOK for details.

**28.1.** The City of San Diego Resolution No. R-277952 adopted on May 20, 1991 for a Drug-Free Workplace.

**28.2.** The City of San Diego Resolution No. R-282153 adopted on June 14, 1993 related to the Americans with Disabilities Act.

**28.3.** The City of San Diego Municipal Code §22.3004 for Pledge of Compliance.

**28.4.** The City of San Diego's Labor Compliance Program and the State of California Labor Code §§1771.5(b) and 1776.

**28.5.** Sections 1777.5, 1777.6, and 1777.7 of the State of California Labor Code concerning the employment of apprentices by contractors and subcontractors performing public works contracts.

**28.6.** The City's Equal Benefits Ordinance (EBO), Chapter 2, Article 2, Division 43 of The San Diego Municipal Code (SDMC).

**28.7.** The City's Information Security Policy (ISP) as defined in the City's Administrative Regulation 90.63.

**29. PRE-AWARD ACTIVITIES:**

**29.1.** The selected contractor by the City to execute a contract for this Work shall provide the information required within the time specified in "Required Documents," of this bid package. Failure to provide the information within the time specified may result in the Bid being rejected as **non-responsive**.

**29.2.** If the Bid is rejected as non-responsive, the selected contractor by the City to execute a contract for this Work shall forfeit the required Bid. The decision that the selected contractor by the City to execute a contract for this Work is non-responsive for failure to provide the information required within the time specified shall be at the sole discretion of the City.

**30. OPTION TO RENEW:**

**30.1.** The City of San Diego expects to have additional miles of streets Slurry Coated by contract with additional funding this fiscal year or next fiscal year. The City of San Diego reserves the right to exercise one option to renew this contract at the City's sole discretion under the terms and conditions herein stated, with the work to be performed commencing no later than 180 days after completion of the original contract work. The option to renew must be exercised by the City within 365 days after the date of the bid opening for this project. By submitting this bid, the bidder agrees that it shall not decline the City's option to renew.

- 30.2.** The option to renew, if exercised, will be for one or more of the line items noted above as determined by the City, for quantities to be specified by the City that will be within 25% of the quantities listed, with the total price to be adjusted in proportion to the quantities specified. The time for performance of the additional work shall be the same as the time for completion of the original contract work, adjusted proportionately by the amount of the additional work compared to the amount of the original contract work.
- 30.3.** The option to renew shall be made at the bid pricing structure of the Bidder's original bid. In the event that the California Statewide Paving Asphalt Price Index (Index) has changed plus or minus ( $\pm$ ) 10% between the date of Bid opening ("Bid Opening Date") and the date the option to renew is exercised by the City ("Option Exercise Date"), the City may, at the Bidder's request, and at the City's sole discretion, grant a change to the pricing structure commensurate with the percentage change in the Index.
- 30.4.** If deemed necessary by the City, the option to renew will be exercised in writing by the City within 1 year of the date of the Bid opening for this project. The following conditions apply to the option to renew:
1. The total price of the option to renew shall not exceed the original contract amount. The option to renew will be for one or more of the listed Bid items as determined by the City, for quantities to be specified by the City that will be within twenty five percent ( $\pm$  25%) of the quantities listed in the Bid.
  2. The increase in lump sum Bid amounts e.g., bond, mobilization, storm water protection, and traffic control shall be in proportion to the amount of the added quantities. Allowance Bid items have been provided for this purpose where needed.
  3. The Contract Time to perform the additional Work will be the same as for the original Work, adjusted proportionately to the amount of the added Work compared to the amount of the original Work.
  4. The Retention for both original and added Work will be administered in accordance with 9-3.2, "Partial and Final Payment."
  5. A separate NTP will be issued for the added Work.
  6. A separate NOC may be filed for the added Work if the time between completion of the original Work and the commencement of the added Work exceeds 60 days.
- 30.5.** The option to renew may be declined by the Bidder only if the California Statewide Paving Asphalt Price Index has increased by more than 10% from the date of Bid opening to the date the option to renew is exercised by the City.

**31. REQUIRED DOCUMENT SCHEDULE:**

**31.1.** The Bidder's attention is directed to the City's Municipal Code §22.0807(e), (3)-(5) for important information regarding grounds for debarment for failure to submit required documentation.

**31.2.** The specified Equal Opportunity Contracting Program (EOCP) forms are available for download from the City's web site at:

<http://www.sandiego.gov/eoc/forms/index.shtml>

ITEM	WHEN DUE	FROM	DOCUMENT TO BE SUBMITTED
1.	BID SUBMITTAL DATE/TIME	ALL BIDDERS	Bid
2.	BID SUBMITTAL DATE/TIME	ALL BIDDERS	Bid Bond
3.	BID SUBMITTAL DATE/TIME	ALL BIDDERS	Non-collusion Affidavit to be Executed By Bidder and Submitted with Bid under 23 USC 112 and PCC 7106
4.	BID SUBMITTAL DATE/TIME	ALL BIDDERS	Contractors Certification of Pending Actions
5.	BID SUBMITTAL DATE/TIME	ALL BIDDERS	Equal Benefits Ordinance Certification of Compliance
6.	BID SUBMITTAL DATE/TIME	ALL BIDDERS	Form AA35 - List of Subcontractors
7.	BID SUBMITTAL DATE/TIME	ALL BIDDERS	Form AA40 - Named Equipment/Material Supplier List
8.	WITHIN 3 WORKING DAYS OF BID OPENING	ALL BIDDERS	SLBE Good Faith Efforts Documentation
9.	WITHIN 3 WORKING DAYS OF BID OPENING WITH GOOD FAITH EFFORT DOCUMENTATION	ALL BIDDERS	Form AA60 – List of Work Made Available
10.	WITHIN 3 WORKING DAYS OF BID OPENING WITH GOOD FAITH EFFORT DOCUMENTATION	ALL BIDDERS	Proof of Valid DBE-MBE-WBE-DVBE Certification Status e.g., Certs.
11.	WITHIN 10 WORKING DAYS AFTER RECEIPT BY BIDDER OF CONTRACT FORMS	APPARENT LOW BIDDER	Names of the principal individual owners of the Apparent Low Bidder

ITEM	WHEN DUE	FROM	DOCUMENT TO BE SUBMITTED
12.	WITHIN 10 WORKING DAYS AFTER RECEIPT BY BIDDER OF CONTRACT FORMS	APPARENT LOW BIDDER	If the Contractor is a Joint Venture: <ul style="list-style-type: none"> <li>• Joint Venture Agreement</li> <li>• Joint Venture License</li> </ul>
13.	WITHIN 10 WORKING DAYS AFTER RECEIPT BY BIDDER OF CONTRACT FORMS	APPARENT LOW BIDDER	Form BB05 - Work Force Report
14.	WITHIN 10 WORKING DAYS AFTER RECEIPT BY BIDDER OF CONTRACT FORMS	APPARENT LOW BIDDER	Contract Forms - Agreement
15.	WITHIN 10 WORKING DAYS AFTER RECEIPT BY BIDDER OF CONTRACT FORMS	APPARENT LOW BIDDER	Contract Forms - Payment and Performance Bond
16.	WITHIN 10 WORKING DAYS AFTER RECEIPT BY BIDDER OF CONTRACT FORMS	APPARENT LOW BIDDER	Certificates of Insurance and Endorsements
17.	WITHIN 10 WORKING DAYS AFTER RECEIPT BY BIDDER OF CONTRACT FORMS	APPARENT LOW BIDDER	Contractor Certification - Drug-Free Workplace
18.	WITHIN 10 WORKING DAYS AFTER RECEIPT BY BIDDER OF CONTRACT FORMS	APPARENT LOW BIDDER	Contractor Certification - American with Disabilities Act
19.	WITHIN 10 WORKING DAYS AFTER RECEIPT BY BIDDER OF CONTRACT FORMS	APPARENT LOW BIDDER	Contractors Standards - Pledge of Compliance



**CONTRACT FORMS**  
**AGREEMENT**

# CONTRACT FORMS

---

## CONSTRUCTION CONTRACT

This contract is made and entered into between THE CITY OF SAN DIEGO, a municipal corporation, herein called "City", and American Asphalt South, Inc., herein called "Contractor" for construction of **FY 14 - Slurry Seal Group 2; Bid No. K-15-6229-DBB-3**; in the amount of Two Million Two Hundred Fifty-Nine Thousand Nine-Hundred Ninety-Seven Dollars and Fifty Cents (\$2,259,997.50), which is comprised of the Base Bid alone.

IN CONSIDERATION of the payments to be made hereunder and the mutual undertakings of the parties hereto, City and Contractor agree as follows:

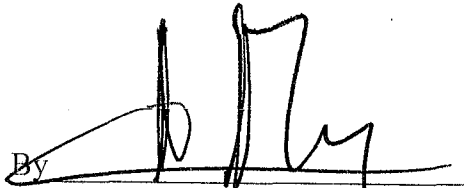
1. The following are incorporated into this contract as though fully set forth herein:
  - (a) The attached Faithful Performance and Payment Bonds.
  - (b) The attached Proposal included in the Bid documents by the Contractor.
  - (c) Reference Standards listed in the Notice Inviting Bids and the Supplementary Special Provisions (SSP).
  - (d) That certain documents entitled **FY 14 - Slurry Seal Group 2**, on file in the office of the Public Works Department as Document No. **21003308**, as well as all matters referenced therein.
2. The Contractor shall perform and be bound by all the terms and conditions of this contract and in strict conformity therewith shall perform and complete in a good and workmanlike manner **FY 14 - Slurry Seal Group 2**, Bid Number **K-15-6229-DBB-3**, San Diego, California.
3. For such performances, the City shall pay to Contractor the amounts set forth at the times and in the manner and with such additions or deductions as are provided for in this contract, and the Contractor shall accept such payment in full satisfaction of all claims incident to such performances.
4. No claim or suit whatsoever shall be made or brought by Contractor against any officer, agent, or employee of the City for or on account of anything done or omitted to be done in connection with this contract, nor shall any such officer, agent, or employee be liable hereunder.
5. This contract is effective as of the date that the Mayor or designee signs the agreement.

**CONTRACT FORMS (continued)**


IN WITNESS WHEREOF, this Agreement is signed by the City of San Diego, acting by and through its Mayor or designee, pursuant to Municipal Code §22.3102 authorizing such execution.

**THE CITY OF SAN DIEGO**

**APPROVED AS TO FORM AND LEGALITY**

By   
Albert P. Rechany  
Deputy Director  
Public Works Contracts


Jan I. Goldsmith, City Attorney

By   
Print Name: RYAN P. GERRITY  
Deputy City Attorney

Date: 11/5/14

Date: 11/3/14

**CONTRACTOR**

By   
Print Name: Jeff Petty

Title: Vice President

Date: October 16<sup>th</sup>, 2014

City of San Diego License No.: B2002006142

State Contractor's License No.: 784969

**CONTRACT FORMS  
ATTACHMENTS**

**CONTRACT FORMS ATTACHMENTS  
PERFORMANCE BOND AND LABOR AND MATERIALMEN'S BOND**

---

**FAITHFUL PERFORMANCE BOND AND LABOR AND MATERIALMEN'S BOND:**

American Asphalt South, Inc., a corporation, as principal, and The Guarantee Company of North America USA, a corporation authorized to do business in the State of California, as Surety, hereby obligate themselves, their successors and assigns, jointly and severally, to The City of San Diego a municipal corporation in the sum of Two Million Two Hundred Fifty-Nine Thousand Nine-Hundred Ninety-Seven Dollars and Fifty Cents (\$2,259,997.50), for the faithful performance of the annexed contract, and in the sum of Two Million Two Hundred Fifty-Nine Thousand Nine-Hundred Ninety-Seven Dollars and Fifty Cents (\$2,259,997.50), for the benefit of laborers and materialmen designated below.

**Conditions:**

If the Principal shall faithfully perform the annexed contract **FY 14 - Slurry Seal Group 2**, Bid Number **K-15-6229-DBB-3**, San Diego, California then the obligation herein with respect to a faithful performance shall be void; otherwise it shall remain in full force.

If the Principal shall promptly pay all persons, firms and corporations furnishing materials for or performing labor in the execution of this contract, and shall pay all amounts due under the California Unemployment Insurance Act then the obligation herein with respect to laborers and materialmen shall be void; otherwise it shall remain in full force.

The obligation herein with respect to laborers and materialmen shall inure to the benefit of all persons, firms and corporations entitled to file claims under the provisions of Chapter 3 of Division 5 of Title 1 of the Government Code of the State of California or under the provisions of Section 3082 et seq. of the Civil Code of the State of California.

Changes in the terms of the annexed contract or specifications accompanying same or referred to therein shall not affect the Surety's obligation on this bond, and the Surety hereby waives notice of same.

**CONTRACT FORMS ATTACHMENTS (continued)**  
**PERFORMANCE BOND AND LABOR AND MATERIALMEN'S BOND**


---

The Surety shall pay reasonable attorney's fees should suit be brought to enforce the provisions of this bond.


Dated October 15, 2014

Approved as to Form and Legality


American Asphalt South, Inc.  
Principal


By   
Jeff Petty, Vice President  
Printed Name of Person Signing for Principal

Jan I. Goldsmith, City Attorney

By   
Deputy City Attorney

The Guarantee Company of North America USA  
Surety

By   
Barbara Beeny, Attorney-in-fact

Approved:   
By Albert P. Rechany  
Deputy Director  
Public Works Contracts

1800 Sutter Street, Suite 880  
Local Address of Surety

Concord, CA 94520  
Local Address (City, State) of Surety

(925) 566-8040  
Local Telephone No. of Surety

Premium \$ 12,300.00

Bond No. 12113589

# CALIFORNIA ALL-PURPOSE CERTIFICATE OF ACKNOWLEDGMENT

State of California

County of Butte


On October 15, 2014 before me, Elizabeth Collodi, Notary Public  
(Here insert name and title of the officer)


personally appeared Barbara Beeny

who proved to me on the basis of satisfactory evidence to be the person(s) whose name(s) is/~~are~~ subscribed to the within instrument and acknowledged to me that ~~he~~/she/~~they~~ executed the same in ~~his~~/her/~~their~~ authorized capacity(~~ies~~), and that by ~~his~~/her/~~their~~ signature(s) on the instrument the person(s), or the entity upon behalf of which the person(s) acted, executed the instrument.

I certify under PENALTY OF PERJURY under the laws of the State of California that the foregoing paragraph is true and correct.

WITNESS my hand and official seal.

  
Signature of Notary Public



## ADDITIONAL OPTIONAL INFORMATION

### DESCRIPTION OF THE ATTACHED DOCUMENT

Performance Bond and Labor and Materialmen's Bond

(Title or description of attached document)

American Asphalt South, Inc.

(Title or description of attached document continued)

Number of Pages 2 Document Date 10/15/14

The Guarantee Company of North America USA

(Additional information)

### CAPACITY CLAIMED BY THE SIGNER

- Individual (s)  
 Corporate Officer

(Title)

- Partner(s)  
 Attorney-in-Fact  
 Trustee(s)  
 Other \_\_\_\_\_

### INSTRUCTIONS FOR COMPLETING THIS FORM

*Any acknowledgment completed in California must contain verbiage exactly as appears above in the notary section or a separate acknowledgment form must be properly completed and attached to that document. The only exception is if a document is to be recorded outside of California. In such instances, any alternative acknowledgment verbiage as may be printed on such a document so long as the verbiage does not require the notary to do something that is illegal for a notary in California (i.e. certifying the authorized capacity of the signer). Please check the document carefully for proper notarial wording and attach this form if required*

- State and County information must be the State and County where the document signer(s) personally appeared before the notary public for acknowledgment.
- Date of notarization must be the date that the signer(s) personally appeared which must also be the same date the acknowledgment is completed.
- The notary public must print his or her name as it appears within his or her commission followed by a comma and then your title (notary public).
- Print the name(s) of document signer(s) who personally appear at the time of notarization.
- Indicate the correct singular or plural forms by crossing off incorrect forms (i.e. ~~he~~/~~she~~/~~they~~, ~~is~~/~~are~~) or circling the correct forms. Failure to correctly indicate this information may lead to rejection of document recording.
- The notary seal impression must be clear and photographically reproducible. Impression must not cover text or lines. If seal impression smudges, re-seal if a sufficient area permits, otherwise complete a different acknowledgment form.
- Signature of the notary public must match the signature on file with the office of the county clerk.
  - \*.- Additional information is not required but could help to ensure this acknowledgment is not misused or attached to a different document.
  - \*.- Indicate title or type of attached document, number of pages and date.
  - \*.- Indicate the capacity claimed by the signer. If the claimed capacity is a corporate officer, indicate the title (i.e. CEO, CFO, Secretary).
- Securely attach this document to the signed document



The Guarantee Company of North America USA  
Southfield, Michigan

POWER OF ATTORNEY

KNOW ALL BY THESE PRESENTS: That THE GUARANTEE COMPANY OF NORTH AMERICA USA, a corporation organized and existing under the laws of the State of Michigan, having its principal office in Southfield, Michigan, does hereby constitute and appoint

Barbara Midstokke, Renee Ramsey, Richard W. Pratt, John Hopkins, Elizabeth Collodi, Susan Lee, Barbara Beeny, Nancy Luttenbacher, Phillip O. Watkins, Keith T. Schuler, Melissa D. Diaz, Shawna Johnson, Patricia M. Simas  
Interwest Insurance Services, Inc.

its true and lawful attorney(s)-in-fact to execute, seal and deliver for and on its behalf as surety, any and all bonds and undertakings, contracts of indemnity and other writings obligatory in the nature thereof, which are or may be allowed, required or permitted by law, statute, rule, regulation, contract or otherwise.

The execution of such instrument(s) in pursuance of these presents, shall be as binding upon THE GUARANTEE COMPANY OF NORTH AMERICA USA as fully and amply, to all intents and purposes, as if the same had been duly executed and acknowledged by its regularly elected officers at the principal office.

The Power of Attorney is executed and may be certified so, and may be revoked, pursuant to and by authority of Article IX, Section 9.03 of the By-Laws adopted by the Board of Directors of THE GUARANTEE COMPANY OF NORTH AMERICA USA at a meeting held on the 31<sup>st</sup> day of December, 2003. The President, or any Vice President, acting with any Secretary or Assistant Secretary, shall have power and authority:

- To appoint Attorney(s)-in-fact, and to authorize them to execute on behalf of the Company, and attach the Seal of the Company thereto, bonds and undertakings, contracts of indemnity and other writings obligatory in the nature thereof; and
- To revoke, at any time, any such Attorney-in-fact and revoke the authority given, except as provided below
- In connection with obligations in favor of the Florida Department of Transportation only, it is agreed that the power and authority hereby given to the Attorney-in-Fact includes any and all consents for the release of retained percentages and/or final estimates on engineering and construction contracts required by the State of Florida Department of Transportation. It is fully understood that consenting to the State of Florida Department of Transportation making payment of the final estimate to the Contractor and/or its assignee, shall not relieve this surety company of any of its obligations under its bond.
- In connection with obligations in favor of the Kentucky Department of Highways only, it is agreed that the power and authority hereby given to the Attorney-in-Fact cannot be modified or revoked unless prior written personal notice of such intent has been given to the Commissioner – Department of Highways of the Commonwealth of Kentucky at least thirty (30) days prior to the modification or revocation.

Further, this Power of Attorney is signed and sealed by facsimile pursuant to resolution of the Board of Directors of the Company adopted at a meeting duly called and held on the 6th day of December 2011, of which the following is a true excerpt:

RESOLVED that the signature of any authorized officer and the seal of the Company may be affixed by facsimile to any Power of Attorney or certification thereof authorizing the execution and delivery of any bond, undertaking, contracts of indemnity and other writings obligatory in the nature thereof, and such signature and seal when so used shall have the same force and effect as though manually affixed.



IN WITNESS WHEREOF, THE GUARANTEE COMPANY OF NORTH AMERICA USA has caused this instrument to be signed and its corporate seal to be affixed by its authorized officer, this 23rd day of February, 2012.

THE GUARANTEE COMPANY OF NORTH AMERICA USA

STATE OF MICHIGAN  
County of Oakland

Stephen C. Ruschak, Sr. Vice President, COO

Randall Musselman, Secretary

On this 23rd day of February, 2012 before me came the individuals who executed the preceding instrument, to me personally known, and being by me duly sworn, said that each is the herein described and authorized officer of The Guarantee Company of North America USA; that the seal affixed to said instrument is the Corporate Seal of said Company; that the Corporate Seal and each signature were duly affixed by order of the Board of Directors of



Cynthia A. Takai  
Notary Public, State of Michigan  
County of Oakland  
My Commission Expires February 27, 2018  
Acting in Oakland County

IN WITNESS WHEREOF, I have hereunto set my hand at The Guarantee Company of North America USA offices the day and year above written.

I, Randall Musselman, Secretary of THE GUARANTEE COMPANY OF NORTH AMERICA USA, do hereby certify that the above and foregoing is a true and correct copy of a Power of Attorney executed by THE GUARANTEE COMPANY OF NORTH AMERICA USA, which is still in full force and effect.



IN WITNESS WHEREOF, I have thereunto set my hand and attached the seal of said Company this 15 day of October, 2014

Randall Musselman, Secretary



# CONTRACTOR CERTIFICATION

## DRUG-FREE WORKPLACE

PROJECT TITLE: FY 14 - Slurry Seal Group 2

I hereby certify that I am familiar with the requirements of San Diego City Council Policy No. 100-17 regarding Drug-Free Workplace as outlined in the WHITEBOOK, Section 7-13.3, "Drug-Free Workplace", of the project specifications, and that;

American Asphalt South, Inc.

(Name under which business is conducted)

has in place a drug-free workplace program that complies with said policy. I further certify that each subcontract agreement for this project contains language which indicates the subcontractor's agreement to abide by the provisions of subdivisions a) through c) of the policy as outlined.

Signed 

Printed Name Jeff Petty

Title Vice President

# CONTRACTOR CERTIFICATION

## AMERICAN WITH DISABILITIES ACT (ADA) COMPLIANCE CERTIFICATION

PROJECT TITLE: FY 14 - Slurry Seal Group 2


I hereby certify that I am familiar with the requirements of San Diego City Council Policy No. 100-4 regarding the American With Disabilities Act (ADA) outlined in the WHITEBOOK, Section 7-13.2, "American With Disabilities Act", of the project specifications, and that;

American Asphalt South, Inc.

(Name under which business is conducted)

has in place workplace program that complies with said policy. I further certify that each subcontract agreement for this project contains language which indicates the subcontractor's agreement to abide by the provisions of the policy as outlined.

Signed



Printed Name

Jeff Petty

Title

Vice President

# CONTRACTOR CERTIFICATION


## CONTRACTOR STANDARDS – PLEDGE OF COMPLIANCE

PROJECT TITLE: FY 14 - Slurry Seal Group 2

I declare under penalty of perjury that I am authorized to make this certification on behalf of American Asphalt South, Inc, as Contractor, that I am familiar with the requirements of City of San Diego Municipal Code § 22.3224 regarding Contractor Standards as outlined in the WHITEBOOK, Section 7-13.4, ("Contractor Standards"), of the project specifications, and that Contractor has complied with those requirements.

I further certify that each of the Contractor's subcontractors whose subcontracts are greater than \$50,000 in value has completed a Pledge of Compliance attesting under penalty of perjury of having complied with City of San Diego Municipal Code § 22.3224.

Dated this 16<sup>th</sup> Day of October, 2014.

Signed   
Printed Name Jeff Petty  
Title Vice President

**AFFIDAVIT OF DISPOSAL**

**WHEREAS**, on the \_\_\_\_\_ DAY OF \_\_\_\_\_, 2\_\_\_\_\_ the undersigned entered into and executed a contract with the City of San Diego, a municipal corporation, for:

**FY 14 - Slurry Seal Group 2**  
(Name of Project)

as particularly described in said contract and identified as Bid No. **K-15-6229-DBB-3**, SAP No. (WBS/IO/CC) **21003308** and **WHEREAS**, the specification of said contract requires the Contractor to affirm that "all brush, trash, debris, and surplus materials resulting from this project have been disposed of in a legal manner"; and **WHEREAS**, said contract has been completed and all surplus materials disposed of:

\_\_\_\_\_  
\_\_\_\_\_  
\_\_\_\_\_

**NOW, THEREFORE**, in consideration of the final payment by the City of San Diego to said Contractor under the terms of said contract, the undersigned Contractor, does hereby affirm that all surplus materials as described in said contract have been disposed of at the following location(s)

\_\_\_\_\_  
\_\_\_\_\_  
\_\_\_\_\_

and that they have been disposed of according to all applicable laws and regulations.

Dated this \_\_\_\_\_ DAY OF \_\_\_\_\_, \_\_\_\_\_.

\_\_\_\_\_  
by \_\_\_\_\_ Contractor

**ATTEST:**

State of \_\_\_\_\_  
County of \_\_\_\_\_

On this \_\_\_\_\_ DAY OF \_\_\_\_\_, 2\_\_\_\_\_, before the undersigned, a Notary Public in and for said County and State, duly commissioned and sworn, personally appeared \_\_\_\_\_ known to me to be the \_\_\_\_\_ Contractor named in the foregoing Release, and whose name is subscribed thereto, and acknowledged to me that said Contractor executed the said Release.

Notary Public in and for said County and State

## ATTACHMENTS

**ATTACHMENT A**  
**SCOPE OF WORK**

## SCOPE OF WORK

1. **SCOPE OF WORK:** FY 14 Slurry Seal Group 2 includes but not limited to crack sealing, milling, pavement base repair, sweeping, application of slurry seal, replacing traffic striping/markings/markers, replacing vehicle detector loops, possible weekend work, traffic control drawings & permits and storm drain inlet protection on various asphalt streets
  - 1.1. The Work shall be performed in accordance with:
    - 1.1.1. The Notice Inviting Bids, inclusive.
2. **CONSTRUCTION COST:** The City's estimated construction cost for this contract is **\$2,900,000.00.**
3. **LOCATION OF WORK:** See Appendix D.
4. **CONTRACT TIME:** The Contract Time for completion of the Work shall be **120 Working Days.**
5. **CONTRACTOR'S LICENSE CLASSIFICATION:** In accordance with the provisions of California Law, the Contractor shall possess valid appropriate license(s) at the time that the Bid is submitted. Failure to possess the specified license(s) shall render the Bid as **non-responsive** and shall act as a bar to award of the Contract to any Bidder not possessing required license(s) at the time of Bid.

- 5.1. The City has determined the following licensing classifications for this contract:

Option	Classifications
1	CLASS A
2	CLASS C12
3	CLASS C32

- 5.2 The Bidder shall satisfy the licensing requirement by meeting **at least** one of the listed options.

**ATTACHMENT B**  
**INTENTIONALLY LEFT BLANK**



**ATTACHMENT C**  
**EQUAL OPPORTUNITY CONTRACTING PROGRAM**

## EQUAL OPPORTUNITY CONTRACTING PROGRAM

1. To The WHITEBOOK, Chapter 10, Sections D and E, DELETE each in its entirety, and SUBSTITUTE with the following:

### **D. CITY'S EQUAL OPPORTUNITY COMMITMENT.**

#### **1. Nondiscrimination in Contracting Ordinance.**

1. The Contractor, Subcontractors and Suppliers shall comply with requirements of the City's Nondiscrimination in Contracting Ordinance, San Diego Municipal Code §§22.3501 through 22.3517.

The Contractor shall not discriminate on the basis of race, gender, religion, national origin, ethnicity, sexual orientation, age, or disability in the solicitation, selection, hiring, or treatment of subcontractors, vendors, or suppliers. The Contractor shall provide equal opportunity for subcontractors to participate in subcontracting opportunities. The Contractor understands and agrees that violation of this clause shall be considered a material breach of the contract and may result in contract termination, debarment, or other sanctions.

The Contractor shall include the foregoing clause in all contracts between the Contractor and Subcontractors and Suppliers.

2. Disclosure of Discrimination Complaints. As part of its Bid or Proposal, the Bidder shall provide to the City a list of all instances within the past 10 years where a complaint was filed or pending against Bidder in a legal or administrative proceeding alleging that Bidder discriminated against its employees, subcontractors, vendors, or suppliers, and a description of the status or resolution of that complaint, including any remedial action taken.
3. Upon the City's request, the Contractor agrees to provide to the City, within 60 days, a truthful and complete list of the names of all Subcontractors and Suppliers that the Contractor has used in the past 5 years on any of its contracts that were undertaken within San Diego County, including the total dollar amount paid by the Contractor for each subcontract or supply contract.
4. The Contractor further agrees to fully cooperate in any investigation conducted by the City pursuant to the City's Nondiscrimination in Contracting Ordinance, Municipal Code §§22.3501 through 22.3517. The Contractor understands and agrees that violation of this clause shall be considered a material breach of the Contract and may result in remedies being ordered against the Contractor up to and including contract termination, debarment and other sanctions for violation of the provisions of the Nondiscrimination in Contracting Ordinance. The Contractor further understands and agrees that the procedures,

remedies and sanctions provided for in the Nondiscrimination in Contracting Ordinance apply only to violations of the Ordinance.

**E. EQUAL EMPLOYMENT OPPORTUNITY OUTREACH PROGRAM.**

1. The Contractor, Subcontractors and Suppliers shall comply with the City's Equal Employment Opportunity Outreach Program, San Diego Municipal Code §§22.2701 through 22.2707.

The Contractor shall not discriminate against any employee or applicant for employment on any basis prohibited by law. Contractor shall provide equal opportunity in all employment practices. Prime Contractor shall ensure their subcontractors comply with this program. Nothing in this section shall be interpreted to hold a prime contractor liable for any discriminatory practice of its subcontractors.

The Contractor shall include the foregoing clause in all contracts between the Contractor and Subcontractors and Suppliers.

2. If the Contract is competitively solicited, the selected Bidder shall submit a Work Force Report (Form BB05), within 10 Working Days after receipt by the Bidder of Contract forms to the City for approval as specified in the Notice of Intent to Award letter from the City.
3. If a Work Force Report is submitted, and the City determines there are under-representations when compared to County Labor Force Availability data, the selected Bidder shall submit an Equal Employment Opportunity Plan.
4. If the selected Bidder submits an Equal Employment Opportunity Plan, it shall include the following assurances:
  1. The Contractor shall maintain a working environment free of discrimination, harassment, intimidation and coercion at all sites and in all facilities at which the Contractor's employees are assigned to work.
  2. The Contractor reviews its EEO Policy, at least annually, with all on-site supervisors involved in employment decisions.
  3. The Contractor disseminates and reviews its EEO Policy with all employees at least once a year, posts the policy statement and EEO posters on all company bulletin boards and job sites, and documents every dissemination, review and posting with a written record to identify the time, place, employees present, subject matter, and disposition of meetings.
  4. The Contractor reviews, at least annually, all supervisors' adherence to and performance under the EEO Policy and maintains written documentation of these reviews.
  5. The Contractor discusses its EEO Policy Statement with subcontractors with whom it anticipates doing business, includes the

EEO Policy Statement in its subcontracts, and provides such documentation to the City upon request.

6. The Contractor documents and maintains a record of all bid solicitations and outreach efforts to and from subcontractors, contractor associations and other business associations.
7. The Contractor disseminates its EEO Policy externally through various media, including the media of people of color and women, in advertisements to recruit, maintains files documenting these efforts, and provides copies of these advertisements to the City upon request.
8. The Contractor disseminates its EEO Policy to union and community organizations.
9. The Contractor provides immediate written notification to the City when any union referral process has impeded the Contractor's efforts to maintain its EEO Policy.
10. The Contractor maintains a current list of recruitment sources, including those outreaching to people of color and women, and provides written notification of employment opportunities to these recruitment sources with a record of the organizations' responses.
11. The Contractor maintains a current file of names, addresses and phone numbers of each walk-in applicant, including people of color and women, and referrals from unions, recruitment sources, or community organizations with a description of the employment action taken.
12. The Contractor encourages all present employees, including people of color and women employees, to recruit others.
13. The Contractor maintains all employment selection process information with records of all tests and other selection criteria.
14. The Contractor develops and maintains documentation for on-the-job training opportunities, participates in training programs, or both for all of its employees, including people of color and women, and establishes apprenticeship, trainee, and upgrade programs relevant to the Contractor's employment needs.
15. The Contractor conducts, at least annually, an inventory and evaluation of all employees for promotional opportunities and encourages all employees to seek and prepare appropriately for such opportunities.
16. The Contractor ensures the company's working environment and activities are non-segregated except for providing separate or single-user toilets and necessary changing facilities to assure privacy between the sexes.

**ATTACHMENT D**  
**INTENTIONALLY LEFT BLANK**

**ATTACHMENT E**  
**SUPPLEMENTARY SPECIAL PROVISIONS**

## **SUPPLEMENTARY SPECIAL PROVISIONS**

The following Supplementary Special Provisions (SSP) modifies the following documents:

- 1) Standard Specifications for Public Works Construction (The GREENBOOK) currently in effect.
  - 2) The City of San Diego Standard Specifications for Public Works Construction (The WHITEBOOK).
- 

### **SECTION 1 – TERMS, DEFINITIONS, ABBREVIATIONS, UNITS OF MEASURE, AND SYMBOLS**

#### **1-2 TERMS AND DEFINITIONS.**

**Normal Working Hours.** To the City Supplement, ADD the following:

The Engineer shall identify and approve exceptions due to traffic related issues.

### **SECTION 2 - SCOPE AND CONTROL OF WORK**

#### **2-3.2 Self Performance.** DELETE in its entirety and SUBSTITUTE with the following:

1. You must perform, with your own organization, Contract work amounting to at least 50% of the base bid alone or base bid and any additive or deductive alternate(s) that together when added or deducted form the basis of award.
2. The self performance percentage requirement will be waived for contracts when a “B” License is required or allowed.

#### **2-5.3.1 General.** To the City Supplement, ADD the following

7. For products for which an AML is available, products listed in the AML shall be used. A submittal review will be conducted for products not identified on an AML on a case-by-case basis when:
  - a) The product type or category is not in the AML.
  - b) The AML does not list at least two available manufacturers of the product.
  - c) The material or manufacturer listed in the AML is no longer available. Documentation to substantiate the product is no longer available or in production is required as part of the submittal.

In the case of conducting a submittal review when required by the Plans or Special Provisions, or when requested by the Engineer, all submittals shall be accompanied by the City's submittal form.

The Product Submittal Form is available for download at:

<http://www.sandiego.gov/publicworks/edocref/index.shtml>

### SECTION 3 – CHANGES IN WORK

**3-2.1 General.** ADD the following:

The Bid quantities are for estimating purposes only and will vary due to continued deterioration of the streets, such as streets quantified as having no tons of AC required, may in fact need AC repair (see 302-3).

**3-2.2.1 General.** To the City Supplement, DELETE in its entirety and SUBSTITUTE the following:

Unit Bid prices for Crack Seal, Removal of Humps, Traffic Detector Loop, Traffic Conduit Stub, Raise Appurtenance to Grade, and Inlet Markers shall not be subject to adjustment regardless of quantity used or if none are used.

### SECTION 4 - CONTROL OF MATERIALS

**4-1.3.6 Preapproved Materials.** To the City Supplement, ADD the following:

3. You shall submit in writing a list of all products to be incorporated in the Work that are on the AML.

**4-1.6 Trade Names or Equals.** ADD the following:

You must submit your list of proposed substitutions for “an equal” (“or equal”) item(s) **no later than 5 Working Days after the determination of the Apparent Low Bidder** and on the City's Product Submittal Form available at.

<http://www.sandiego.gov/publicworks/edocref/index.shtml>

### SECTION 7 - RESPONSIBILITIES OF THE CONTRACTOR

**7-3 LIABILITY INSURANCE.** DELETE in its entirety and SUBSTITUTE with the following:

The insurance provisions herein must not be construed to limit your indemnity obligations contained in the Contract.

**7-3.1 Policies and Procedures.**

1. You must procure the insurance described below, at its sole cost and expense, to provide coverage against claims for loss including injuries to persons or damage to property, which may arise out of or in connection with the performance of the



Work by you, your agents, representatives, officers, employees or Subcontractors.

2. Insurance coverage for property damage resulting from your operations is on a replacement cost valuation. The market value will not be accepted.
3. You must maintain this insurance for the duration of this contract and at all times thereafter when you are correcting, removing, or replacing Work in accordance with this contract. Your liabilities under the Contract, e.g., your indemnity obligations, is not deemed limited to the insurance coverage required by this contract.
4. Payment for insurance is included in the various items of Work as bid by you, and except as specifically agreed to by the City in writing, you are not entitled to any additional payment. Do not begin any work under this contract until you have provided and the City has approved all required insurance.
5. Policies of insurance must provide that the City is entitled to 30 days (10 days for cancellation due to non-payment of premium) prior written notice of cancellation or non-renewal of the policy. Maintenance of specified insurance coverage is a material element of the Contract. Your failure to maintain or renew coverage or to provide evidence of renewal during the term of the Contract may be treated by the City as a material breach of the Contract.

**7-3.2 Types of Insurance.**

**7-3.2.1 Commercial General Liability Insurance.**

1. Commercial General Liability Insurance must be written on the current version of the ISO Occurrence form CG 00 01 07 98 or an equivalent form providing coverage at least as broad.
2. The policy must cover liability arising from premises and operations, XCU (explosions, underground, and collapse), independent contractors, products/completed operations, personal injury and advertising injury, bodily injury, property damage, and liability assumed under an insured's contract (including the tort liability of another assumed in a business contract).
3. There must be no endorsement or modification limiting the scope of coverage for either "insured vs. insured" claims or contractual liability. You must maintain the same or equivalent insurance for at least 10 years following completion of the Work.
4. All costs of defense must be outside the policy limits. Policy coverage must be in liability limits of not less than the following:

<u>General Annual Aggregate Limit</u>	<u>Limits of Liability</u>
Other than Products/Completed Operations	\$2,000,000
Products/Completed Operations Aggregate Limit	\$2,000,000
Personal Injury Limit	\$1,000,000
Each Occurrence	\$1,000,000

**7-3.2.2 Commercial Automobile Liability Insurance.**

1. You must provide a policy or policies of Commercial Automobile Liability Insurance written on the current version of the ISO form CA 00 01 12 90 or later version or equivalent form providing coverage at least as broad in the amount of \$1,000,000 combined single limit per accident, covering bodily injury and property damage for owned, non-owned, and hired automobiles (“Any Auto”).
2. All costs of defense must be outside the limits of the policy.

**7-3.3 Rating Requirements.** Except for the State Compensation Insurance Fund, all insurance required by this contract as described herein must be carried only by responsible insurance companies with a rating of, or equivalent to, at least “A-, VI” by A.M. Best Company, that are authorized by the California Insurance Commissioner to do business in the State, and that have been approved by the City.

**7-3.3.1 Non-Admitted Carriers.** The City will accept insurance provided by non-admitted, “surplus lines” carriers only if the carrier is authorized to do business in the State and is included on the List of Approved Surplus Lines Insurers (LASLI list).

All policies of insurance carried by non-admitted carriers must be subject to all of the requirements for policies of insurance provided by admitted carriers described herein.

**7-3.4 Evidence of Insurance.** Furnish to the City documents e.g., certificates of insurance and endorsements evidencing the insurance required herein, and furnish renewal documentation prior to expiration of this insurance. Each required document must be signed by the insurer or a person authorized by the insurer to bind coverage on its behalf. We reserve the right to require complete, certified copies of all insurance policies required herein.

**7-3.5 Policy Endorsements.**

**7-3.5.1 Commercial General Liability Insurance**

**7-3.5.1.1 Additional Insured.**

- a) You must provide at your expense policy endorsement written on the current version of the ISO Occurrence form CG 20 10 11 85 or an equivalent form providing coverage at least as broad.
- b) To the fullest extent allowed by law e.g., California Insurance Code §11580.04, the policy must be endorsed to include the City and its respective elected officials, officers, employees, agents, and representatives as additional insured.
- c) The additional insured coverage for projects for which the Engineer’s Estimate is \$1,000,000 or more must include liability arising out of: (a) Ongoing operations performed by you or on your behalf, (b) your products, (c) your work, e.g., your completed operations performed by you or on your behalf, or (d) premises owned, leased, controlled, or used by you.

- d) The additional insured coverage for projects for which the Engineer's Estimate is less than \$1,000,000 must include liability arising out of: (a) Ongoing operations performed by you or on your behalf, (b) your products, or (c) premises owned, leased, controlled, or used by you.

**7-3.5.1.2 Primary and Non-Contributory Coverage.** The policy must be endorsed to provide that the coverage with respect to operations, including the completed operations, if appropriate, of the Named Insured is primary to any insurance or self-insurance of the City and its elected officials, officers, employees, agents and representatives. Further, it must provide that any insurance maintained by the City and its elected officials, officers, employees, agents and representatives must be in excess of your insurance and must not contribute to it.

**7-3.5.1.3 Project General Aggregate Limit.**

The policy or policies must be endorsed to provide a Designated Construction Project General Aggregate Limit that will apply only to the Work. Only claims payments which arise from the Work must reduce the Designated Construction Project General Aggregate Limit. The Designated Construction Project General Aggregate Limit must be in addition to the aggregate limit provided for the products-completed operations hazard.

**7-3.5.2 Commercial Automobile Liability Insurance.**

**7-3.5.2.1 Additional Insured.** Unless the policy or policies of Commercial Auto Liability Insurance are written on an ISO form CA 00 01 12 90 or a later version of this form or equivalent form providing coverage at least as broad, the policy must be endorsed to include the City and its respective elected officials, officers, employees, agents, and representatives as additional insured, with respect to liability arising out of automobiles owned, leased, hired or borrowed by you or on your behalf. This endorsement is limited to the obligations permitted by California Insurance Code §11580.04.

**7-3.6 Deductibles and Self-Insured Retentions.** You must pay for all deductibles and self-insured retentions. You must disclose deductibles and self-insured retentions to the City at the time the evidence of insurance is provided.

**7-3.7 Reservation of Rights.** The City reserves the right, from time to time, to review your insurance coverage, limits, deductibles and self-insured retentions to determine if they are acceptable to the City. The City will reimburse you, without overhead, profit, or any other markup, for the cost of additional premium for any coverage requested by the Engineer but not required by this contract.

**7-3.8 Notice of Changes to Insurance.** You must notify the City 30 days prior to any material change to the policies of insurance provided under this contract.

**7-3.9 Excess Insurance.** Policies providing excess coverage must follow the form of the primary policy or policies e.g., all endorsements.

**7-4 WORKERS' COMPENSATION INSURANCE.** DELETE in its entirety and SUBSTITUTE with the following:

**7-4.1 Workers' Compensation Insurance and Employers Liability Insurance.**

1. In accordance with the provisions of §3700 of the California Labor Code, you must provide at your expense Workers' Compensation Insurance and Employers Liability Insurance to protect you against all claims under applicable state workers compensation laws. The City, its elected officials, and employees will not be responsible for any claims in law or equity occasioned by your failure to comply with the requirements of this section.
2. Limits for this insurance must be not less than the following:

<u>Workers' Compensation</u>	<u>Statutory Employers Liability</u>
Bodily Injury by Accident	\$1,000,000 each accident
Bodily Injury by Disease	\$1,000,000 each employee
Bodily Injury by Disease	\$1,000,000 policy limit

3. By signing and returning the Contract you certify that you are aware of the provisions of §3700 of the Labor Code which require every employer to be insured against liability for worker's compensation or to undertake self-insurance in accordance with the provisions of that code and you must comply with such provisions before commencing the Work as required by §1861 of the California Labor Code.

**7-4.1.1 Waiver of Subrogation.**

The policy or policies must be endorsed to provide that the insurer will waive all rights of subrogation against the City, and its respective elected officials, officers, employees, agents, and representatives for losses paid under the terms of the policy or policies and which arise from work performed by the Named Insured for the City.

**7-8.6 Water Pollution Control.** ADD the following:

Based on a preliminary assessment by the City, the Contract is subject to WPCP.

**7-9.1 Video Recording of Existing Conditions.** To the City Supplement, ADD the following:

In slurry seal or asphalt overlay contracts, the purpose of the video recording of the pre-existing Site conditions is to document the minimum traffic striping, markings, markers, and traffic control devices (delineators or "safe-hits") for which the Contractor shall be responsible to replace.

**7-10.2.5 Traffic Control Signs and Notices for Resurfacing and Slurry Sealing.** To item 1 of the City Supplement, ADD the following:

The "NO PARKING – TOW-AWAY ZONE" shall include "NO DRIVING" on streets that are closed to all traffic during construction. For each street segment, in

addition to resurfacing and slurry sealing, the Contractor shall post "NO PARKING" signs for any required preparatory work such as, but not limited to, asphalt pavement repair (mill & pave), crack seal, and tree trimming.

**7-10.5.3 Steel Plate Covers.** Table 7-10.5.3(A), REVISE the plate thickness for 5'-3" trench width to read 1 3/4".

**7-15 INDEMNIFICATION AND HOLD HARMLESS AGREEMENT.** To the City Supplement, fourth paragraph, last sentence, DELETE in its entirety and SUBSTITUTE with the following:

Your duty to indemnify and hold harmless does not include any claims or liability arising from the established active or sole negligence, or willful misconduct of the City, its officers, or employees.

**7-16 COMMUNITY LIASON.** To the City Supplement, DELETE in its entirety and SUSBTITUTE with the following:

**ADD:**

**7-16 COMMUNITY OUTREACH.**

**7-16.1 General.**

1. To ensure consistency with the City's community outreach plan for the project, the City will work with the Contractor to inform the public (which includes, but is not limited to, property owners, renters, homeowners, business owners, recreational users, and other community members and stakeholders) of construction impacts. Efforts by the Contractor to mitigate construction impacts by communicating with the public require close coordination and cooperation with the City.
2. The Contractor will perform the community outreach activities required throughout the Contract Time.
3. The Contractor shall closely coordinate the Work with the businesses, institutions, residents and property owners impacted by the Project. Example duties of the Contractor include notification to the businesses, institutions and residents of the commencement of construction activities not less than 5 days in advance, coordination of access for vehicular and pedestrian traffic to businesses, institutions and residences impacted by the Project, reporting of Contractor activities at all Project progress meetings scheduled by the Engineer, attendance to the Project Pre-construction Meeting, attendance at 2 community meetings, response to community questions and complaints related to Contractor activities, and written documentation including logging in all inquiries and complaints received into the City's Public Contact Log located on the City's SDSshare site:

<http://sdshare/forums/ecp/PITS/picr/Lists/Public%20Contact%20Log/AllItems.aspx>

4. The Contractor shall execute the Information Security Policy Acknowledgement Form - For Non-City Employees within 15 days of the award of the Contract if:
  - a) The contact information for the Contractor is made available on any outreach materials or;
  - b) The Contractor will be the primary point of contact to resolve project related inquiries and complaints.
5. Electronic Communication.

All inquiries and complaints will be logged in to the City's SDSShare site within 24 hours of receipt of inquiries and complaints.

Any updates or a resolution of inquiries, and complaints shall be documented in the City's SDSShare site within 24 hours.

Copies of email communications shall be saved on to the City's SDSShare site as individually as an Outlook Message Format (\*.msg).

All graphics, photos, and other electronic files associated with the inquiries and or complaints shall be saved into the individual record.
6. **When specified in the Special Provisions**, present your Exclusive Community Liaison to the Engineer, in writing, within 15 days of the award of the Contract.

#### 7-16.2

#### **Submittals.**

1. The Contractor shall submit to the Resident Engineer, for review and approval, all drafts of letters, notices, postcards, door hangers, signs, mailing lists, proposed addresses for hand-delivery, and any other notices and letters that are to be mailed and or distributed to the public.
  - a. Prior to distributing or mailing, the Contractor shall submit final drafts of letters, notices, postcards, door hangers, signs, and any other notices and letters to the Resident Engineer for final review and approval.
  - b. After distributing or mailing, the Contractor shall submit verification of delivery and any copies of returned notices to the Resident Engineer.
2. The Contractor will use the City's SDSShare site to identify and summarize communications (via phone, in person, and email) with the public the within 24 hours of receipt, even if the Contractor's response to the individual is still incomplete. The Contractor will upload to the City's SDSShare site copies of all written, electronic, and verbal communications and conversations with the public.

**7-16.3 Public Notice by Contractor.**

1. Furnish and distribute public notices in the form of door hangers using the City's format to all occupants and/or property owners along streets where Work is to be performed at least 5 days before starting the Work as directed by the Resident Engineer.
2. For all Work on private property, contact each owner and occupant individually a minimum of 15 days prior to the Work. If the Work has been delayed, re-notify owners and occupants of the new Work schedule, as directed by the Resident Engineer.

**7-16.4 Quality Assurance.**

1. During the course of community outreach, the Contractor shall ensure the character of all persons that conduct community outreach (distributing door hangers, attending community meetings, interacting with the public, etc.), on behalf of the Contractor:
  - a. Have the ability to speak and comprehend English and/or Spanish, as appropriate for the community or public they are informing,
  - b. Possess and display easily verifiable and readable personal identification that identifies the person as an employee of the Contractor,
  - c. Have the interpersonal skills to effectively, professionally, and tactfully represent the project, Contractor, and City to the public.

**7-16.5 Communications with the Public.**

1. The Contractor shall provide updates on construction impacts to the Resident Engineer. The Contractor shall notify the Resident Engineer in advance about time-sensitive construction impacts and may be required to distribute construction impact notices to the public on short notice.
2. The Contractor shall incorporate community outreach activities related to construction impacts in the baseline schedule and update the Resident Engineer with each week's submittal of the Three-Week Look Ahead Schedule.
3. At the request of the Resident Engineer, the Contractor shall attend and participate in project briefings at community meetings.
4. The Contractor shall coordinate with the Resident Engineer on all responses and actions taken to address public inquiries and complaints within 24-hours that they are received.

**7-16.6****Communications with Media.**

1. The City may allow members of the media access to its construction site(s) on a case-by-case basis only.
2. Occasionally, members of the media may show up at construction sites, uninvited. Members of the media (including, but not limited to newspaper, magazine, radio, television, bloggers, and videographers) do not have the legal right to be in the construction site without the City's permission.
3. In the event media representatives arrive near or on the construction site(s), the Contractor shall keep them off the site(s), in a courteous and professional manner, until a Public Information Officer is available to meet them at an approved location.
4. The Contractor shall report all members of the media visits to the Resident Engineer as quickly as possible, so that the City's Public Information Officer can meet with the members of the media at the construction site(s).
5. If the City allows members of the media to access a construction site, the Contractor shall allow the City to escort the media representatives while they are on the construction site and shall ensure their safety.
6. The Contractor shall require media representatives to sign in and out of the Site Visitor Log and to use Personal Protective Equipment.
7. The Contractor has a right to speak to members of the media about its company and its role on the project. All other questions shall be referred to the City.

**7-16.7****Exclusive Community Liaison Services.**

If directed to conduct Exclusive Community Liaison Services, the Contractor shall retain an Exclusive Community Liaison for the Project whose sole responsibilities will be as follows:

1. Develop a contact list of community, tenants, property owners, and agencies with a stake in the project.
2. Notify businesses, institutions, property owners, and residents of the commencement of construction activities and utility service interruptions not less than 5 days in advance.
3. Coordinate access for vehicular and pedestrian traffic to businesses, institutions and residences impacted by the Project.
4. Prepare and present of materials in coordination with the Resident Engineer (the City's standards and guidelines for the communication materials are available for review by Bidders by sending a request to the Contract Specialist).



5. Respond to community questions and complaints related to Contractor activities.
6. Write, edit, update, or produce brochures, pamphlets and news releases.
7. Provide standard telephone inquiries and e-mail responses:
  - a) Respond to telephone calls and e-mails from the public.
  - b) Record calls and e-mails on the City's SDShare site.
8. Report Exclusive Community Liaison activities at all progress meetings scheduled by the Resident Engineer.
9. Attendance at pre-construction, community and stakeholders meetings.

**7-16.7.1 Exclusive Community Liaison Work Plan.** The Work plan for the Exclusive Community Liaison shall address the items of Work specified in these specifications. Present your Exclusive Community Liaison and submit your exclusive community outreach plan (in writing) as **specified in the Special Provisions** within 15 days of the Award of the Contract.

**7-16.8 Payment.** The Payment for the community outreach and public notices is included in the various Bid items. The payment for exclusive community liaison is in the bid item for "Exclusive Community Liaison Services" when provided as a separate Bid item." If no Bid item has been provided the payment is included in the various Bid items.

**7-20 ELECTRONIC COMMUNICATION.** ADD the following:

Virtual Project Manager will be used on this contract.

#### **SECTION 8 - FACILITIES FOR AGENCY PERSONNEL**

**8-2 FIELD OFFICE FACILITIES.** To the City Supplement, DELETE in its entirety.

#### **SECTION 9 - MEASUREMENT AND PAYMENT**

**9-3.2.5 Withholding of Payment.** To the City Supplement, item i), DELETE in its entirety and SUBSTITUTE with the following:

- i) Your failure to comply with 7-2.3, "PAYROLL RECORDS" and 2-16, "CONTRACTOR REGISTRATION AND ELECTRONIC REPORTING SYSTEM."

**ADD:**

**9-3.7 Compensation Adjustments for Price Index Fluctuations.** This Contract is subject to the provisions of The WHITEBOOK for Compensation Adjustments for Price Index Fluctuations for the paving asphalt.

**SECTION 203 – BITUMINOUS MATERIALS**

**203-15 RUBBER POLYMER MODIFIED SLURRY (RPMS).** To the City Supplement, CORRECT section numbering as follows:

OLD SECTION NUMBER	TITLE	NEW SECTION NUMBER
203-15	RUBBER POLYMER MODIFIED SLURRY (RPMS)	203-16
203-15.1	General	203-16.1
203-15.2	Materials	203-16.2
203-15.3	Composition and Grading	203-16.3
203-15.4	Mix Design	203-16.4

ADD the following:

RPMS shall be used on this contract.

**SECTION 214 – TRAFFIC STRIPING, CURB AND PAVEMENT MARKINGS, AND PAVEMENT MARKERS**

**214-1 GENERAL.** ADD the following:

Materials for traffic striping, pavement markers, pavement markings, and devices for this contract shall be in accordance with the Standard Specifications, State of California, Business, Transportation and Housing Agency, Department of Transportation, 2010 edition and the current MUTCD. Pertinent SUPPLEMENTARY SPECIAL PROVISIONS can be found in the Contract Appendix.

**SECTION 301 – TREATED SOIL, SUBGRADE PREPARATION, AND PLACEMENT OF BASE MATERIALS**

**301-1.7 Payment.** To the City Supplement, ADD the following:

Payment for raising appurtenance to grade, including manholes, valve and monument covers, or monuments, shall be made at the Contract unit price for each appurtenance raised.

**SECTION 302 – ROADWAY SURFACING**

**302-1.9 Traffic Signal Loop Detectors.** To the City Supplement, item 4, ADD the following:

“Q” loops may be required at bicycle lanes.

**302-1.12 Payment.** To the City Supplement, ADD the following:

4. No additional payment shall be made for milling, grinding, or saw cutting PCC or other material.

**302-2 CHIP SEAL.** DELETE in its entirety and SUBSTITUTE with the following:

**302-2 SCRUB SEAL.**

**302-2.1 General.** A scrub seal shall consist of an application of emulsified asphalt and screenings to an existing roadway surface. Streets shall be chip sealed to the edge of the existing pavement, excluding inverted shoulders except when shown on the Plans. Manholes, valves, survey monuments, or miscellaneous frames and covers shall not receive a chip seal. If any frame and cover is sealed, it shall be cleaned to the satisfaction of the Engineer.

Scrub seals are defined by type, which identifies the size of aggregate and the rate of application of emulsified asphalt and screenings. Unless otherwise specified, a medium type chip seal shall be applied.

**TABLE 302-2.1 (A)**

Chip Seal Types	Size of Screenings
Fine	1/4" x No. 10 (6.3 x 2.00mm)
Medium Fine	5/16" x No. 8 (8.0 x 2.36mm)
Medium	3/8" x No. 6 (9.5 x 3.35mm)
Coarse	1/2" x No. 4 (12.5 x 4.75mm)
Double	
1st Application	1/2" x No. 4 (12.5 x 4.75mm)
2nd Application	1/4" x No. 10 (6.3 x 2.00mm)

**302-2.2 Surface Preparation.** The Contractor shall remove any raised pavement markers within the area to be sealed, and the pavement surface shall be prepared as required by the Plans or Specifications. Immediately before applying the emulsified asphalt, the surface shall be clean and dry. Cleaning shall be performed by sweeping, flushing, or other means necessary to remove all loose particles of paving, all dirt, and all other extraneous material.

**302-2.3 Application and Spreading.** scrub seals shall only be applied when:

- a) Atmospheric temperature is above 60°F (16°C) and pavement temperature is above 55°F (13°C).
- b) The pavement is clean and dry.
- c) Wind conditions are such that a uniform emulsion coverage can be achieved.
- d) Rain is not imminent.
- e) Sufficient screenings shall be on hand before the emulsified asphalt is applied.

Application of emulsified asphalt shall be stopped before the distributor tank is empty to assure designated application rate.

Stockpiling of screenings prior to placing will be permitted; however, any contamination resulting during storage or from reloading operations will be cause for rejection. Stockpiling of screenings within the right-of-way will require the approval of the Engineer.

The emulsified asphalt shall be covered with screenings before setting or “breaking” of the emulsion occurs. Operating the chip spreader at speeds which cause the chips to roll over after striking the bituminous covered surface will not be permitted. The speed of the distributor shall be governed by the speed of the chip spreader.

Screenings shall be spread by means of a self-propelled chip spreader, equipped with a mechanical device which will spread the screenings at a uniform rate over the full width of a traffic lane in one application.

The spreader shall be capable of reducing the aggregate spreading width to accommodate variable widths.

Trucks for hauling screenings shall be tailgate discharge and shall be equipped with a device to lock onto the hitch at the rear of the aggregate spreader. Haul trucks shall also be compatible with the aggregate spreader so that the dump bed will not push down on the spreader when fully raised or have too short an apron resulting in aggregate spillage while dumping into the receiving hopper. Screenings shall be surface damp at the time of application, but excess water on the aggregate surface will not be permitted. Screenings shall be redampened in the vehicles prior to delivery to the spreader when directed by the Engineer.

All joint edges shall be sweep clean of excess screenings prior to the adjacent application of emulsified asphalt material. Precautions shall be taken to avoid “skips” and “overlaps” at joins and to protect the surfaces of adjacent structures from being spattered or marred. Correction of any such defects shall be performed at the Contractors expense. All transverse joins shall be made by placing building paper over the ends of the previous applications, and the joining application shall start on the building paper. The paper shall be removed and disposed of as required by 7-8.1. The longitudinal join between adjacent applications of screenings shall coincide with the line between designated traffic lanes.

Application of emulsified asphalt shall be discontinued sufficiently early in the day to permit the termination of traffic control prior to darkness.

**302-2.4**

**Emulsified Asphalt.** Emulsified asphalt shall be Type CRS-2 per 203-3 and shall be applied by distributing equipment per 203-2.5 and 203-3.

The application rate of emulsified asphalt shall be within the following ranges. The exact rates will be determined by the Engineer.

**TABLE 302-2.4 (A)**

Chip Seal Types	Application Rate
	gal/yd <sup>2</sup> (L/m <sup>2</sup> )
Fine	0.15 to 0.30 (0.68 to 1.36)
Medium Fine	0.20 to 0.35 (0.91 to 1.58)
Medium	0.30 to 0.40 (1.36 to 1.81)
Coarse	0.30 to 0.40 (1.36 to 1.81)
Double	
1st Application	0.20 to 0.35 (0.91 to 1.58)
2nd Application	0.20 to 0.30 (0.91 to 1.36)

The distribution of emulsified asphalt shall not vary more than 15 percent transversely, nor more than 10 percent longitudinally from the specified rate of application as determined by California Test 339.

**302-2.5**

**Screenings.** Screenings shall conform to 200-1.2.1. The spread rate of screenings for the various types of chip seals shall be within the following ranges. The exact rate will be determined by the Engineer.

**TABLE 302-2.5 (A)**

Chip Seal Types	Spread Rate
	lbs/yd <sup>2</sup> (kg/m <sup>2</sup> )
Fine	12 to 20 (6.5 to 10.9)
Medium Fine	16 to 25 (8.7 to 13.6)
Medium	20 to 30 (10.9 to 16.3)
Coarse	23 to 35 (12.5 to 19.0)
Double	
1st Application	23 to 30 (12.5 to 16.3)
2nd Application	12 to 20 (6.5 to 10.9)

**302-2.6**

**Finishing.** After the screenings have been spread, any piles, ridges, or uneven distribution shall be carefully removed to ensure against permanent ridges, bumps or depressions in the completed surface. Additional screenings shall be spread in whatever quantities may be required to prevent picking up by the rollers or traffic.

1. Initial rollings shall commence immediately following spread of screenings. The compaction of screenings shall be accomplished by a minimum of three self-propelled, pneumatic-tired rollers meeting the requirements of 302-5.6.1, except that tires shall be inflated to 100 psi (690 kPa) and the operating weight shall be 5,000 pounds (2300 kg) per tire. The rolling equipment shall maintain a distance of not more than 200 feet (60m) behind the chip spreader on the first pass. The rollers shall operate at a maximum speed of 5 miles per hour (8km/hr). There shall be at least three complete coverages by the pneumatic-

tired rollers (one initial and two secondary) to embed particles firmly into the emulsified asphalt.

2. After completion of pneumatic-tired rolling and the emulsified asphalt has broken, traffic will be permitted to travel over the chip seal if necessary. Guide vehicles shall be used to limit traffic speeds on the chip seal to 15 mph (25 km/hr) for a period of 2 to 4 hours as determined by the Engineer.
3. Sweeping shall be a multi-step operation following placement of the screenings. A power broom shall be used to remove loose material without dislodging aggregate set in the asphalt. The initial sweeping shall be a light brooming performed before the roadway may be opened to unguided traffic but no sooner than 3 hours following placement, with a second sweeping completed the day following placement. Additional sweeping shall be performed as necessary during the 5-day period following placement of the chip seal. If because of high temperatures or other causes there is dislodgement of cover aggregate, sweeping shall be discontinued until such time as there will be satisfactory retention of cover aggregate. Final sweeping shall be done and all loose aggregate shall be removed prior to acceptance.
4. Within 24 hours after placement, the Contractor shall also start removing loose aggregate from parkways, sidewalks, and intersecting streets. Both operations shall continue until all excess or loose aggregate is removed from the roadway surface and abutting right-of-way. The aggregate shall be disposed of by the Contractor at no cost to the City.
5. The sweeping operations shall be accomplished without the use of gutter brooms or steel-tined brooms unless approved by the Engineer.
6. Blotter material, either fine screenings or concrete sand, may be required immediately after the initial pass of the rollers or after sweeping and opening to traffic so as to prevent bleeding and pickup of the aggregate.
7. The completed surface shall present a uniform appearance and shall be thoroughly compacted, and free from ruts, humps, depressions, or irregularities due to an uneven distribution of emulsified asphalt or screenings.

#### 302-2.7

**Weighmaster Certificates.** The Contractor shall supply the Engineer with licensed weighmaster's certificates of weight for all materials delivered to the Work during the course of each day. Materials so certified as being delivered for use in the Contract shall be used only in the scrub seal. The Contractor shall also present weighmaster's certificates for the amount of such materials remaining unused at the completion of the work at no cost to the Agency. Payment will be determined by deducting the amount of unused materials from the total amount of materials delivered, all as shown on the licensed weighmaster's certificates. The certificates shall be presented to the Engineer at the time of delivery.

#### 302-2.8

**Measurement and Payment.** Emulsified asphalt and screenings will be paid for at the Contract Unit Price per square foot. Such price shall include full compensation for specified surface preparation, removals, sweeping, and sanding if necessary, and for doing all the work involved in constructing the scrub seal complete in place.

**302-3 PREPARATORY REPAIR WORK.** To the City Supplement, DELETE in its entirety and SUBSTITUTE with the following:

**302-3 PREPARATORY REPAIR WORK.**

1. Prior to roadway resurfacing or the application of slurry, the Contractor shall complete all necessary preparation and repair work to the road segment e.g., tree trimming, weed spray, weed abatement, crack sealing, asphalt repair, hump removal, miscellaneous asphalt patching, removal of raised pavement markers, removal of pavement markings, etc. and as specified in the Special Provisions.
2. Preparatory work shall include, but not be limited to, tree trimming, weed spray, weed abatement, crack sealing, asphalt repair i.e., mill and pave, hump removal, miscellaneous asphalt patching, removal of raised pavement markers, removal of pavement markings, etc.
3. The Contractor shall repair areas of distressed asphalt concrete pavement by milling or removing damaged areas of pavement to a minimum depth of 2” for Residential streets, and a minimum depth of 3” for all others to expose firm and unyielding pavement. The Contractor shall prepare subgrade as needed and install a minimum of 2” for residential streets, and a minimum of 3” for all others, of compacted asphalt concrete pavement over compacted native material as directed by the Engineer.
4. If, in order to achieve the minimum specified depth, the base material is exposed, the material shall be compacted to 95% relative compaction to a depth 10” below the finished grade (dig out). Compaction tests shall be made to ensure compliance with the specifications. The Engineer will determine when and where the test will occur. The City will pay for the soils testing required by the Engineer, which meets the required compaction. The Contractor shall reimburse the City for the cost of retesting failing compaction tests. If additional base material is required, the Contractor shall use Class 2 Aggregate Base in accordance with 200-2.2, “Crushed Aggregate Base.”
5. Recycled base material shall conform to Crushed Miscellaneous Base Material in accordance with 200-2.4, “Crushed Miscellaneous Aggregate Base.”
6. Prior to replacing asphalt, the area shall be cleaned by removing all loose and damaged material, moisture, dirt, and other foreign matter and shall be tack coated in accordance with 302-5.4 “Tack Coat.”
7. The Contractor shall install new asphalt within the repair area or for patches in accordance with 302-5, “ASPHALT CONCRETE PAVEMENT.” Asphalt concrete shall be C2-PG 64-10 in compliance with 400-4, “ASPHALT CONCRETE.”
8. No preparatory asphalt work shall be done when the atmospheric temperature is below 50 °F or during unsuitable weather.
9. Following the asphalt placement, the Contractor shall roll the entire area of new asphalt in both directions at least twice. The finished patch shall be level

and smooth in compliance with 302-5.6.2 "Density and Smoothness." After placement and compaction of the asphalt patch, the Contractor shall seal all finished edges with a 4" wide continuous band of SS-1H.

10. The minimum dimension for each individual repair shall be 4' x 4' and shall be subject to the following conditions:
  - a) If the base material is exposed to achieve the required minimum removal thickness, the base material shall be prepared conforming to 301-1, "SUBGRADE PREPARATION."
  - b) When additional base material is required, then the contractor shall use Class 2 Aggregate Base in accordance with 200-2.2, "Crushed Aggregate Base." Recycled base material shall conform to Crushed Miscellaneous Base Material in accordance with 200-2.4, "Crushed Miscellaneous Base."
  - c) The Contractor may use grinding as a method for removal of deteriorated pavement when the areas indicated for removal are large enough (a minimum of the machine drum width) and when approved by the Engineer.
  - d) For both scheduled and unscheduled base repairs, failed areas may be removed by milling or by excavation provided that the edges are cut cleanly with a saw. The areas shall be cleaned and tack coated in accordance with 302-5.4, "Tack Coat" before replacing the asphalt. The areas for scheduled repairs have been marked on the street.

### **302-3.1 Asphalt Patching.**

1. Asphalt patching shall consist of patching potholes, gutter-line erosion, and other low spots in the pavement that are deeper than ½" per 302-5.6.2, "Density and Smoothness." These areas are generally smaller and more isolated than those areas in need of mill and pave.
2. The areas requiring patching have been identified in the Contract Documents, marked on the streets, or as directed by the Engineer. The Contractor shall identify any new areas that may require patching prior to slurry work to ensure the smoothness and quality of the finished product.
3. The Contractor shall identify and repair any areas that may require patching, prior to the placement of slurry seal for smooth finished product.
4. Asphalt overlay shall not be applied over deteriorated pavement. Preparatory asphalt work shall be completed and approved by the Engineer before proceeding with asphalt overlay.
5. The Contractor shall remove distressed asphalt pavement either by saw cutting or milling, to expose firm and unyielding pavement; prepare subgrade (as needed); and install compacted asphalt concrete pavement over compacted native material as directed by the Engineer.



6. Prior to replacing asphalt, the area shall be cleaned and tack coated per 302-5.4, "Tack Coat".
7. Following the asphalt placement, the Contractor shall roll the entire patch in both directions covering the patch at least twice.
8. After placement and compaction of the asphalt patch, the Contractor shall seal all finished edges with a 4" wide continuous band of SS-1H.
9. Base repairs shall not exceed 20% RAP in content.

**302-3.2 Payment.**

1. Payment for replacement of existing pavement when required shall be included in the unit bid price for Asphalt Pavement Repair for the total area replaced and no additional payment shall be made regardless of the number of replacements completed. No payment shall be made for areas of over excavation or outside trench areas in utility works unless previously approved by the Engineer. No payment for pavement replacement will be made when the damage is due to the Contractor's failure to protect existing improvements. The Contractor shall reimburse the City for the cost of retesting all failing compaction tests.
2. The areas and quantities shown on the road segments and in appendices are given only for the Contractor's aid in planning the Work and preparing Bids. The Engineer will designate the limits to be removed and these designated areas shall be considered to take precedent over the area shown in an Appendix to the Contract Documents. The quantities shown in the appendices are based on a street assessment survey and may vary.
3. At the end of each day, the Contractor shall submit to the Engineer an itemized list of the asphalt pavement repair work completed. The list shall include the location of the work and the exact square footage of the repair.
4. Preparatory repair work and tack coating will be paid at the Contract unit price per ton for Asphalt Pavement Repair. No payment shall be made for areas of over excavation unless previously approved by the Engineer.
5. Milling shall be included in the Bid item for Asphalt Pavement Repair unless separate Bid item has been provided.
6. Payment for miscellaneous asphalt patching shall be included in the Contract unit price for slurry and no additional payment shall be made therefore.

**302-4.12.4 Measurement and Payment.** To the City Supplement, item 2, ADD the following:

The Unit Bid price for RPMS shall include additional sweepings post slurry seal application regardless of number and no additional payment shall be made for sweeping.

**302-5.1.1 Damaged AC Pavement Replacement.** To the City Supplement, DELETE in its entirety.

**302-5.1.2 Measurement and Payment.** To the City Supplement, DELETE in its entirety.

**302-14.5 Payment.** To the City Supplement, DELETE in its entirety and SUBSTITUTE with the following:

The payment for Crack Seal shall be paid at the Contract unit price per linear foot as shown on the Bid. The unit price for Crack Seal shall include the removal of vegetation and weeds, cleaning, and sealing.

#### **SECTION 314 – TRAFFIC STRIPING, CURB AND PAVEMENT MARKINGS, AND PAVEMENT MARKERS**

**314-1 GENERAL.** ADD the following:

Methods for traffic striping, pavement markers, pavement markings, and devices for this contract shall be in accordance with the Standard Specifications, State of California, Business, Transportation and Housing Agency, Department of Transportation, 2010 edition and the current MUTCD. Pertinent SUPPLEMENTARY SPECIAL PROVISIONS can be found in the Contract Appendix.

#### **SECTION 701 – WATER POLLUTION CONTROL**

**701-11 Post-Construction Requirements.** To the City Supplement, second paragraph, ADD the following:

Comply with the following post-construction requirements:

**Inlet Markers.**

#### **SECTION 705 – WATER DISCHARGES**

**705-2.6.1 General.** Paragraph (3), CORRECT reference to Section 803 to read “Section 703.”

**705-2.6.3 Community Health and Safety Plan.** To the City Supplement, DELETE in its entirety and SUBSTITUTE with the following:

**705-2.6.3 Community Health and Safety Plan.** See 703-2, “Community Health and Safety Plan.”

**END OF SUPPLEMENTARY SPECIAL PROVISIONS (SSP)**

**SUPPLEMENTARY SPECIAL PROVISIONS**

**APPENDICES**

**APPENDIX A**  
**FIRE HYDRANT METER PROGRAM**

<b>CITY OF SAN DIEGO CALIFORNIA DEPARTMENT INSTRUCTIONS</b>	<b>NUMBER DI 55.27</b>	<b>DEPARTMENT Water Department</b>
<b>SUBJECT  FIRE HYDRANT METER PROGRAM (FORMERLY: CONSTRUCTION METER PROGRAM)</b>	<b>PAGE 1 OF 10</b>	<b>EFFECTIVE DATE  October 15, 2002</b>
	<b>SUPERSEDES DI 55.27</b>	<b>DATED April 21, 2000</b>

1. **PURPOSE**

1.1 To establish a Departmental policy and procedure for issuance, proper usage and charges for fire hydrant meters.

2. **AUTHORITY**

2.1 All authorities and references shall be current versions and revisions.

2.2 San Diego Municipal Code (NC) Chapter VI, Article 7, Sections 67.14 and 67.15

2.3 Code of Federal Regulations, Safe Drinking Water Act of 1986

2.4 California Code of Regulations, Titles 17 and 22

2.5 California State Penal Code, Section 498B.0

2.6 State of California Water Code, Section 110, 500-6, and 520-23

2.7 Water Department Director

**Reference**

2.8 State of California Guidance Manual for Cross Connection Programs

2.9 American Water Works Association Manual M-14, Recommended Practice for Backflow Prevention

2.10 American Water Works Association Standards for Water Meters

2.11 U.S.C. Foundation for Cross Connection Control and Hydraulic Research Manual

3. **DEFINITIONS**

3.1 **Fire Hydrant Meter:** A portable water meter which is connected to a fire hydrant for the purpose of temporary use. (These meters are sometimes referred to as Construction Meters.)

<b>CITY OF SAN DIEGO CALIFORNIA DEPARTMENT INSTRUCTIONS</b>	<b>NUMBER DI 55.27</b>	<b>DEPARTMENT Water Department</b>
<b>SUBJECT  FIRE HYDRANT METER PROGRAM (FORMERLY: CONSTRUCTION METER PROGRAM)</b>	<b>PAGE 2 OF 10</b>	<b>EFFECTIVE DATE  October 15, 2002</b>
	<b>SUPERSEDES DI 55.27</b>	<b>DATED April 21, 2000</b>

3.2 **Temporary Water Use:** Water provided to the customer for no longer than twelve (12) months.

3.3 **Backflow Preventor:** A Reduced Pressure Principal Assembly connected to the outlet side of a Fire Hydrant Meter.

4. **POLICY**

4.1 The Water Department shall collect a deposit from every customer requiring a fire hydrant meter and appurtenances prior to providing the meter and appurtenances (see Section 7.1 regarding the Fees and Deposit Schedule). The deposit is refundable upon the termination of use and return of equipment and appurtenances in good working condition.

4.2 Fire hydrant meters will have a 2 ½" swivel connection between the meter and fire hydrant. The meter shall not be connected to the 4" port on the hydrant. All Fire Hydrant Meters issued shall have a Reduced Pressure Principle Assembly (RP) as part of the installation. Spanner wrenches are the only tool allowed to turn on water at the fire hydrant.

4.3 The use of private hydrant meters on City hydrants is prohibited, with exceptions as noted below. All private fire hydrant meters are to be phased out of the City of San Diego. All customers who wish to continue to use their own fire hydrant meters must adhere to the following conditions:

a. Meters shall meet all City specifications and American Water Works Association (AWWA) standards.

b. Customers currently using private fire hydrant meters in the City of San Diego water system will be allowed to continue using the meter under the following conditions:

1. The customer must submit a current certificate of accuracy and calibration results for private meters and private backflows annually to the City of San Diego, Water Department, Meter Shop.

<b>CITY OF SAN DIEGO CALIFORNIA DEPARTMENT INSTRUCTIONS</b>	<b>NUMBER DI 55.27</b>	<b>DEPARTMENT Water Department</b>
<b>SUBJECT  FIRE HYDRANT METER PROGRAM (FORMERLY: CONSTRUCTION METER PROGRAM)</b>	<b>PAGE 3 OF 10</b>	<b>EFFECTIVE DATE  October 15, 2002</b>
	<b>SUPERSEDES DI 55.27</b>	<b>DATED April 21, 2000</b>

2. The meter must be properly identifiable with a clearly labeled serial number on the body of the fire hydrant meter. The serial number shall be plainly stamped on the register lid and the main casing. Serial numbers shall be visible from the top of the meter casing and the numbers shall be stamped on the top of the inlet casing flange.
3. All meters shall be locked to the fire hydrant by the Water Department, Meter Section (see Section 4.7).
4. All meters shall be read by the Water Department, Meter Section (see Section 4.7).
5. All meters shall be relocated by the Water Department, Meter Section (see Section 4.7).
6. These meters shall be tested on the anniversary of the original test date and proof of testing will be submitted to the Water Department, Meter Shop, on a yearly basis. If not tested, the meter will not be allowed for use in the City of San Diego.
7. All private fire hydrant meters shall have backflow devices attached when installed.
8. The customer must maintain and repair their own private meters and private backflows.
9. The customer must provide current test and calibration results to the Water Department, Meter Shop after any repairs.
10. When private meters are damaged beyond repair, these private meters will be replaced by City owned fire hydrant meters.

<b>CITY OF SAN DIEGO CALIFORNIA DEPARTMENT INSTRUCTIONS</b>	<b>NUMBER DI 55.27</b>	<b>DEPARTMENT Water Department</b>
<b>SUBJECT  FIRE HYDRANT METER PROGRAM (FORMERLY: CONSTRUCTION METER PROGRAM)</b>	<b>PAGE 4 OF 10</b>	<b>EFFECTIVE DATE  October 15, 2002</b>
	<b>SUPERSEDES DI 55.27</b>	<b>DATED April 21, 2000</b>

11. When a private meter malfunctions, the customer will be notified and the meter will be removed by the City and returned to the customer for repairs. Testing and calibration results shall be given to the City prior to any re-installation.
  12. The register shall be hermetically sealed straight reading and shall be readable from the inlet side. Registration shall be in hundred cubic feet.
  13. The outlet shall have a 2 ½ "National Standards Tested (NST) fire hydrant male coupling.
  14. Private fire hydrant meters shall not be transferable from one contracting company to another (i.e. if a company goes out of business or is bought out by another company).
- 4.4 All fire hydrant meters and appurtenances shall be installed, relocated and removed by the City of San Diego, Water Department. All City owned fire hydrant meters and appurtenances shall be maintained by the City of San Diego, Water Department, Meter Services.
- 4.5 If any fire hydrant meter is used in violation of this Department Instruction, the violation will be reported to the Code Compliance Section for investigation and appropriate action. Any customer using a fire hydrant meter in violation of the requirements set forth above is subject to fines or penalties pursuant to the Municipal Code, Section 67.15 and Section 67.37.
- 4.6 **Conditions and Processes for Issuance of a Fire Hydrant Meter**
- Process for Issuance
- a. Fire hydrant meters shall only be used for the following purposes:
    1. Temporary irrigation purposes not to exceed one year.



<b>CITY OF SAN DIEGO CALIFORNIA DEPARTMENT INSTRUCTIONS</b>	<b>NUMBER DI 55.27</b>	<b>DEPARTMENT Water Department</b>
<b>SUBJECT  FIRE HYDRANT METER PROGRAM (FORMERLY: CONSTRUCTION METER PROGRAM)</b>	<b>PAGE 5 OF 10</b>	<b>EFFECTIVE DATE  October 15, 2002</b>
	<b>SUPERSEDES DI 55.27</b>	<b>DATED April 21, 2000</b>

2. Construction and maintenance related activities (see Tab 2).
- b. No customer inside or outside the boundaries of the City of San Diego Water Department shall resell any portion of the water delivered through a fire hydrant by the City of San Diego Water Department.
  - c. The City of San Diego allows for the issuance of a temporary fire hydrant meter for a period not to exceed 12 months (365 days). An extension can only be granted in writing from the Water Department Director for up to 90 additional days. A written request for an extension by the consumer must be submitted at least 30 days prior to the 12 month period ending. No extension shall be granted to any customer with a delinquent account with the Water Department. No further extensions shall be granted.
  - d. Any customer requesting the issuance of a fire hydrant meter shall file an application with the Meter Section. The customer must complete a "Fire Hydrant Meter Application" (Tab 1) which includes the name of the company, the party responsible for payment, Social Security number and/or California ID, requested location of the meter (a detailed map signifying an exact location), local contact person, local phone number, a contractor's license (or a business license), description of specific water use, duration of use at the site and full name and address of the person responsible for payment.
  - e. At the time of the application the customer will pay their fees according to the schedule set forth in the Rate Book of Fees and Charges, located in the City Clerk's Office. All fees must be paid by check, money order or cashiers check, made payable to the City Treasurer. Cash will not be accepted.
  - f. No fire hydrant meters shall be furnished or relocated for any customer with a delinquent account with the Water Department.
  - g. After the fees have been paid and an account has been created, the

<b>CITY OF SAN DIEGO CALIFORNIA DEPARTMENT INSTRUCTIONS</b>	<b>NUMBER DI 55.27</b>	<b>DEPARTMENT Water Department</b>
<b>SUBJECT  FIRE HYDRANT METER PROGRAM (FORMERLY: CONSTRUCTION METER PROGRAM)</b>	<b>PAGE 6 OF 10</b>	<b>EFFECTIVE DATE  October 15, 2002</b>
	<b>SUPERSEDES DI 55.27</b>	<b>DATED April 21, 2000</b>

meter shall be installed within 48 hours (by the second business day). For an additional fee, at overtime rates, meters can be installed within 24 hours (within one business day).

#### 4.7 Relocation of Existing Fire Hydrant Meters

- a. The customer shall call the Fire Hydrant Meter Hotline (herein referred to as "Hotline"), a minimum of 24 hours in advance, to request the relocation of a meter. A fee will be charged to the existing account, which must be current before a work order is generated for the meter's relocation.
- b. The customer will supply in writing the address where the meter is to be relocated (map page, cross street, etc). The customer must update the original Fire Hydrant Meter Application with any changes as it applies to the new location.
- c. Fire hydrant meters shall be read on a monthly basis. While fire hydrant meters and backflow devices are in service, commodity, base fee and damage charges, if applicable, will be billed to the customer on a monthly basis. If the account becomes delinquent, the meter will be removed.

#### 4.8 Disconnection of Fire Hydrant Meter

- a. After ten (10) months a "Notice of Discontinuation of Service" (Tab 3) will be issued to the site and the address of record to notify the customer of the date of discontinuance of service. An extension can only be granted in writing from the Water Department Director for up to 90 additional days (as stated in Section 4.6C) and a copy of the extension shall be forwarded to the Meter Shop Supervisor. If an extension has not been approved, the meter will be removed after twelve (12) months of use.
- b. Upon completion of the project the customer will notify the Meter Services office via the Hotline to request the removal of the fire hydrant meter and appurtenances. A work order will be generated

<b>CITY OF SAN DIEGO CALIFORNIA DEPARTMENT INSTRUCTIONS</b>	<b>NUMBER DI 55.27</b>	<b>DEPARTMENT Water Department</b>
<b>SUBJECT  FIRE HYDRANT METER PROGRAM (FORMERLY: CONSTRUCTION METER PROGRAM)</b>	<b>PAGE 7 OF 10</b>	<b>EFFECTIVE DATE  October 15, 2002</b>
	<b>SUPERSEDES DI 55.27</b>	<b>DATED April 21, 2000</b>

for removal of the meter.

- c. Meter Section staff will remove the meter and backflow prevention assembly and return it to the Meter Shop. Once returned to the Meter Shop the meter and backflow will be tested for accuracy and functionality.
- d. Meter Section Staff will contact and notify Customer Services of the final read and any charges resulting from damages to the meter and backflow or its appurtenance. These charges will be added on the customer's final bill and will be sent to the address of record. Any customer who has an outstanding balance will not receive additional meters.
- e. Outstanding balances due may be deducted from deposits and any balances refunded to the customer. Any outstanding balances will be turned over to the City Treasurer for collection. Outstanding balances may also be transferred to any other existing accounts.

5. **EXCEPTIONS**

- 5.1 Any request for exceptions to this policy shall be presented, in writing, to the Customer Support Deputy Director, or his/her designee for consideration.

6. **MOBILE METER**

- 6.1 Mobile meters will be allowed on a case by case basis. All mobile meters will be protected by an approved backflow assembly and the minimum requirement will be a Reduced Pressure Principal Assembly. The two types of Mobile Meters are vehicle mounted and floating meters. Each style of meters has separate guidelines that shall be followed for the customer to retain service and are described below:

- a) **Vehicle Mounted Meters:** Customer applies for and receives a City owned Fire Hydrant Meter from the Meter Shop. The customer mounts the meter on the vehicle and brings it to the Meter Shop for

<b>CITY OF SAN DIEGO CALIFORNIA DEPARTMENT INSTRUCTIONS</b>	<b>NUMBER DI 55.27</b>	<b>DEPARTMENT Water Department</b>
<b>SUBJECT  FIRE HYDRANT METER PROGRAM (FORMERLY: CONSTRUCTION METER PROGRAM)</b>	<b>PAGE 8 OF 10</b>	<b>EFFECTIVE DATE  October 15, 2002</b>
	<b>SUPERSEDES DI 55.27</b>	<b>DATED April 21, 2000</b>

inspection. After installation is approved by the Meter Shop the vehicle and meter shall be brought to the Meter Shop on a monthly basis for meter reading and on a quarterly basis for testing of the backflow assembly. Meters mounted at the owner's expense shall have the one year contract expiration waived and shall have meter or backflow changed if either fails.

- b) **Floating Meters:** Floating Meters are meters that are not mounted to a vehicle. **(Note: All floating meters shall have an approved backflow assembly attached.)** The customer shall submit an application and a letter explaining the need for a floating meter to the Meter Shop. The Fire Hydrant Meter Administrator, after a thorough review of the needs of the customer, (i.e. number of jobsites per day, City contract work, lack of mounting area on work vehicle, etc.), may issue a floating meter. At the time of issue, it will be necessary for the customer to complete and sign the "Floating Fire Hydrant Meter Agreement" which states the following:

- 1) The meter will be brought to the Meter Shop at 2797 Caminito Chollas, San Diego on the third week of each month for the monthly read by Meter Shop personnel.
- 2) Every other month the meter will be read and the backflow will be tested. This date will be determined by the start date of the agreement.

If any of the conditions stated above are not met the Meter Shop has the right to cancel the contract for floating meter use and close the account associated with the meter. The Meter Shop will also exercise the right to refuse the issuance of another floating meter to the company in question.

Any Fire Hydrant Meter using reclaimed water shall not be allowed use again with any potable water supply. The customer shall incur the cost of replacing the meter and backflow device in this instance.

<b>CITY OF SAN DIEGO CALIFORNIA DEPARTMENT INSTRUCTIONS</b>	<b>NUMBER DI 55.27</b>	<b>DEPARTMENT Water Department</b>
<b>SUBJECT  FIRE HYDRANT METER PROGRAM (FORMERLY: CONSTRUCTION METER PROGRAM)</b>	<b>PAGE 9 OF 10</b>	<b>EFFECTIVE DATE  October 15, 2002</b>
	<b>SUPERSEDES DI 55.27</b>	<b>DATED April 21, 2000</b>

**7. FEE AND DEPOSIT SCHEDULES**

7.1 **Fees and Deposit Schedules:** The fees and deposits, as listed in the Rate Book of Fees and Charges, on file with the Office of the City Clerk, are based on actual reimbursement of costs of services performed, equipment and materials. These deposits and fees will be amended, as needed, based on actual costs. Deposits, will be refunded at the end of the use of the fire hydrant meter, upon return of equipment in good working condition and all outstanding balances on account are paid. Deposits can also be used to cover outstanding balances.

All fees for equipment, installation, testing, relocation and other costs related to this program are subject to change without prior notification. The Mayor and Council will be notified of any future changes.

**8. UNAUTHORIZED USE OF WATER FROM A HYDRANT**

- 8.1 Use of water from any fire hydrant without a properly issued and installed fire hydrant meter is theft of City property. Customers who use water for unauthorized purposes or without a City of San Diego issued meter will be prosecuted.
- 8.2 If any unauthorized connection, disconnection or relocation of a fire hydrant meter, or other connection device is made by anyone other than authorized Water Department personnel, the person making the connection will be prosecuted for a violation of San Diego Municipal Code, Section 67.15. In the case of a second offense, the customer's fire hydrant meter shall be confiscated and/or the deposit will be forfeited.
- 8.3 Unauthorized water use shall be billed to the responsible party. Water use charges shall be based on meter readings, or estimates when meter readings are not available.
- 8.4 In case of unauthorized water use, the customer shall be billed for all applicable charges as if proper authorization for the water use had been obtained, including but not limited to bi-monthly service charges, installation charges and removal charges.

<b>CITY OF SAN DIEGO CALIFORNIA DEPARTMENT INSTRUCTIONS</b>	<b>NUMBER DI 55.27</b>	<b>DEPARTMENT Water Department</b>
<b>SUBJECT  FIRE HYDRANT METER PROGRAM (FORMERLY: CONSTRUCTION METER PROGRAM)</b>	<b>PAGE 10 OF 10</b>	<b>EFFECTIVE DATE  October 15, 2002</b>
	<b>SUPERSEDES DI 55.27</b>	<b>DATED April 21, 2000</b>

- 8.5 If damage occurs to Water Department property (i.e. fire hydrant meter, backflow, various appurtenances), the cost of repairs or replacements will be charged to the customer of record (applicant).

**Water Department Director**

- Tabs: 1. Fire Hydrant Meter Application  
2. Construction & Maintenance Related Activities With No Return To Sewer  
3. Notice of Discontinuation of Service

**APPENDIX**

**Administering Division:** Customer Support Division

**Subject Index:** Construction Meters  
Fire Hydrant  
Fire Hydrant Meter Program  
Meters, Floating or Vehicle Mounted  
Mobile Meter  
Program, Fire Hydrant Meter

**Distribution:** DI Manual Holders



# Application for Fire (EXHIBIT A) Hydrant Meter

(For Office Use Only)

NS REQ.	FAC#
DATE	BY

METER SHOP (619) 527-7449

## Meter Information

Application Date	Requested Install Date:
------------------	-------------------------

Fire Hydrant Location: (Attach Detailed Map//Thomas Bros. Map Location or Construction drawing.) Zip:	T.B.	G.B. (CITY USE)
Specific Use of Water:		
Any Return to Sewer or Storm Drain, If so, explain:		
Estimated Duration of Meter Use:	<input type="checkbox"/>	<input type="checkbox"/> Check Box If Reclaimed Water

## Company Information

Company Name:			
Mailing Address:			
City:	State:	Zip:	Phone: ( )
*Business license#		*Contractor license#	
A Copy of the Contractor's license OR Business License is required at the time of meter issuance.			
Name and Title of Billing Agent: <small>(PERSON IN ACCOUNTS PAYABLE)</small>			Phone: ( )
Site Contact Name and Title:			Phone: ( )
Responsible Party Name:			Title:
Cal ID#			Phone: ( )
Signature:		Date:	
Guarantees Payment of all Charges Resulting from the use of this Meter. Insures that employees of this Organization understand the proper use of Fire Hydrant Meter			

Fire Hydrant Meter Removal Request	Requested Removal Date:
Provide Current Meter Location if Different from Above:	
Signature:	Title: Date:
Phone: ( )	Pager: ( )

<input type="checkbox"/> City Meter	<input type="checkbox"/> Private Meter
Contract Acct #:	Deposit Amount: \$ 936.00 Fees Amount: \$ 62.00
Meter Serial #	Meter Size: 05 Meter Make and Style: 6-7
Backflow #	Backflow Size: Backflow Make and Style:
Name:	Signature: Date:

WATER USES WITHOUT ANTICIPATED CHARGES FOR RETURN TO SEWER

Auto Detailing  
Backfilling  
Combination Cleaners (Vactors)  
Compaction  
Concrete Cutters  
Construction Trailers  
Cross Connection Testing  
Dust Control  
Flushing Water Mains  
Hydro Blasting  
Hydro Seeing  
Irrigation (for establishing irrigation only; not continuing irrigation)  
Mixing Concrete  
Mobile Car Washing  
Special Events  
Street Sweeping  
Water Tanks  
Water Trucks  
Window Washing

**Note:**

1. If there is any return to sewer or storm drain, then sewer and/or storm drain fees will be charges.



Date

Name of Responsible Party  
Company Name and Address  
Account Number: \_\_\_\_\_

Subject: Discontinuation of Fire Hydrant Meter Service

Dear Water Department Customer:

The authorization for use of Fire Hydrant Meter # \_\_\_\_\_, located at *(Meter Location Address)* ends in 60 days and will be removed on or after *(Date Authorization Expires)*. Extension requests for an additional 90 days must be submitted in writing for consideration 30 days prior to the discontinuation date. If you require an extension, please contact the Water Department, or mail your request for an extension to:

City of San Diego  
Water Department  
Attention: Meter Services  
2797 Caminito Chollas  
San Diego, CA 92105-5097

Should you have any questions regarding this matter, please call the Fire Hydrant Hotline at (619) \_\_\_\_\_ - \_\_\_\_\_.

Sincerely,

Water Department

**APPENDIX B**

**Materials Typically Accepted by Certificate of Compliance**

## Materials Typically Accepted by Certificate of Compliance

1. Soil amendment
2. Fiber mulch
3. PVC or PE pipe up to 16 inch diameter
4. Stabilizing emulsion
5. Lime
6. Preformed elastomeric joint seal
7. Plain and fabric reinforced elastomeric bearing pads
8. Steel reinforced elastomeric bearing pads
9. Waterstops (Special Condition)
10. Epoxy coated bar reinforcement
11. Plain and reinforcing steel
12. Structural steel
13. Structural timber and lumber
14. Treated timber and lumber
15. Lumber and timber
16. Aluminum pipe and aluminum pipe arch
17. Corrugated steel pipe and corrugated steel pipe arch
18. Structural metal plate pipe arches and pipe arches
19. Perforated steel pipe
20. Aluminum underdrain pipe
21. Aluminum or steel entrance tapers, pipe downdrains, reducers, coupling bands and slip joints
22. Metal target plates
23. Paint (traffic striping)
24. Conductors
25. Painting of electrical equipment
26. Electrical components
27. Engineering fabric
28. Portland Cement
29. PCC admixtures
30. Minor concrete, asphalt
31. Asphalt (oil)
32. Liquid asphalt emulsion
33. Epoxy

**APPENDIX C**

**Sample City Invoice**

City of San Diego, Field Engineering Div., 9485 Aero Drive, SD CA 92123						Contractor's Name:					
Project Name:						Contractor's Address:					
Work Order No or Job Order No.											
City Purchase Order No.						Contractor's Phone #:			Invoice No.		
Resident Engineer (RE):						Contractor's Fax #:			Invoice Date:		
RE Phone#:			RE Fax#:			Contact Name:			Billing Period:		
Item #	Item Description	Contract Authorization				Previous Estimate		This Estimate		Totals to Date	
		Unit	Qty	Price	Extension	%/QTY	Amount	%/QTY	Amount	%/QTY	Amount
1	2 Parallel 4" PVC C900	LF	1,380	\$34.00	\$46,920.00						
2	48" Primary Steel Casing	LF	500	\$1,000.00	\$500,000.00						
3	2 Parallel 12" Secondary Steel	LF	1,120	\$53.00	\$59,360.00						
4	Construction and Rehab of PS 49	LS	1	\$150,000.00	\$150,000.00						
5	Demo	LS	1	\$14,000.00	\$14,000.00						
6	Install 6' High Chain Link Fence	LS	1	\$5,600.00	\$5,600.00						
7	General Site Restoration	LS	1	\$3,700.00	\$3,700.00						
8	10" Gravity Sewer	LF	10	\$292.00	\$2,920.00						
9	4" Blow Off Valves	EA	2	\$9,800.00	\$19,600.00						
10	Bonds	LS	1	\$16,000.00	\$16,000.00						
11	Field Orders	AL	1	\$80,000.00	\$80,000.00						
11.1	Field Order 1	LS	5,500	\$1.00	\$5,500.00						
11.2	Field Order 2	LS	7,500	\$1.00	\$7,500.00						
11.3	Field Order 3	LS	10,000	\$1.00	\$10,000.00						
11.4	Field Order 4	LS	6,500	\$1.00	\$6,500.00						
12	Certified Payroll	LS	1	\$1,400.00	\$1,400.00						
<b>CHANGE ORDERS</b>											
Change Order 1			4,890								
Items 1-4					\$11,250.00						
Item 5-Deduct Bid Item 3		LF	120	-\$53.00	(\$6,360.00)						
Change Order 2			160,480								
Items 1-3					\$95,000.00						
Item 4 Deduct Bid Item 1		LF	380	-\$340.00	(\$12,920.00)						
Item 5-Increase bid Item 9		LF	8	\$9,800.00	\$78,400.00						
Change Order 3 (Close Out)			-121,500								
Item 1 Deduct Bid Item 3			53	-\$500.00	(\$26,500.00)						
Item 2 Deduct Bid Item 4		LS	-1	45,000.00	(\$45,000.00)						
Items 3-9			1	-\$50,500.00	(\$50,500.00)						
<b>SUMMARY</b>								Total This	\$ -	Total Billed	\$0.00
A. Original Contract Amount						<b>Retention and/or Escrow Payment Schedule</b>					
B. Approved Change Order 1 Thru 3						Total Retention Required as of this billing					
C. Total Authorized Amount (A+B)						Previous Retention Withheld in PO or in Escrow					
D. Total Billed to Date						Add'l Amt to Withhold in PO/Transfer in Escrow:					
E. Less Total Retention (5% of D)						Amt to Release to Contractor from PO/Escrow:					
F. Less Total Previous Payments											
G. Payment Due Less Retention						Contractor Signature and Date:					
H. Remaining Authorized Amount											

**APPENDIX D**

**Caltrans Standard Specification, 2010**

## APPENDIX D

### SUPPLEMENTARY SPECIAL PROVISIONS TO THE DEPARTMENT OF TRANSPORTATION STANDARD SPECIFICATIONS

2010 Edition

#### SECTION 84: TRAFFIC STRIPES AND PAVEMENT MARKINGS

**84-1.03A General.** ADD the following:

Prior to eradication of existing striping and pavement markings, the contractor shall be responsible for developing and recording control points to re-establish the existing traffic striping and pavement markings. The Contractor shall prepare and submit, for the Engineer's approval, a video recording of all existing improvements, including striping and pavement markings, with sufficient detail to reestablish the existing traffic striping and pavement markings in accordance with City Supplement Section 7-9.1. The Contractor shall provide striping and pavement marking plans to the Resident Engineer a minimum two weeks prior to the start of the PCC Panel Replacement. The Contractor shall be responsible for verifying the striping and pavement marking quantities.

**84-1.03C TOLERANCES AND APPEARANCE.** ADD the following:

Striping of lane lines and centerlines shall conform to the California MUTCD for the lowest speed of the right-of-way regardless of the speed for the road segment being striped.

**84-2.02 MATERIALS.** ADD the following:

All Pavement markings shall be installed with yellow or white preformed thermoplastic, extruded thermoplastic, or spray thermoplastic. Extrude thermoplastic shall be PTH02ALKYD or equivalent and subject to approval by the Engineer. Products used must be on the State of California, Department of Transportation (Caltrans) Prequalified and Tested Signing and Delineation Materials list. The stencils or preformed pavement markings shall conform to drawings A24 A-F of the Standard Plans of the State of California Department of Transportation, 2010 Edition. Stencils shall be approved by the Engineer prior to use on the contract. Thermoplastic products must be installed in accordance with manufacturer's specifications.

For this contract, the glass beads shall conform to State Specification No. 8010-21C-22 (Type II).

**84-1.03E Application of Stripes and Markings.** ADD the following:

All crosswalk lines, limit lines, and pavement legends (except within a bike lane) shall be thermoplastic in accordance with these Specifications. At no time shall thermoplastic pavement markings be located within designated bike lanes.

The Contractor shall install all required thermoplastic pavement markings, including limit lines, within five (5) calendar days after the day on which the concrete is placed.

Pavement markings shall be applied after a minimum of one coat of traffic striping has been applied to ensure proper placement.

**84-2.04 PAYMENT.** ADD the following:

All work, materials, labor, costs, and time associated with removing and applying thermoplastic pavement markings shall be included in the lump sum bid item for "Remove and Replace Traffic Striping and Pavement Markings."

**84-3.02A General.** ADD the following:

For this contract, paint for traffic stripes shall be State of California Department of Transportation Specification PTWB-01 for Paint, Waterborne Traffic Line, White, Yellow, and Black. Samples of paint will be collected randomly in the field for testing by the Engineer. If the paint is found to contain lead or any lead compound, the Contractor shall, at its own expense, neatly and thoroughly remove any and all lead or lead compound bearing markings (both stripes and/or pavement markings) from the road surface. Any waste material generated as a result of the aforesaid removal operation shall be considered as Hazardous Material and shall be disposed of, at the Contractor's expense, in conformance to all applicable State and Federal laws. Certification of said disposal shall be provided to the Engineer.

In the event that air pollution control requirements change, the Contractor shall use a lead-free paint product that conforms to the most current State Specifications that satisfy the requirements.

The State Specification No. for glass beads is amended to read "8010-21C-22 (Type II)".

**84-3.03 CONSTRUCTION.** ADD the following:

The first coat of paint for traffic striping shall be applied within five calendar days after the day on which the concrete is placed. The second coat of paint for traffic striping may be applied the same day as the first coat, if the first coat of paint is dry. If the first coat of paint is not dry, the second coat of paint shall be applied no later than five calendar days after the day on which the concrete is placed.

In the event traffic striping or pavement marking is not applied within the time restraints specified in this contract, the City may suspend or cease resurfacing operations until such time all required traffic striping and pavement marking has been properly applied, to the satisfaction of the Engineer. For each road segment, all traffic striping shall be completed prior to the installation of raised pavement markers.

The Contractor shall be responsible for maintaining safe traffic operations through the work area.

**84-3.04 Payment.** ADD the following:

All work, materials, labor, costs, and time associated with replacing traffic striping shall be included in the unit bid item for "Remove and Replace Traffic Striping and Pavement Markings".



## SECTION 85: PAVEMENT MARKERS

### 85-1.02A General. ADD the following:

All references herein to the term “reflective” pavement markers shall refer to the term “retro-reflective” pavement markers as the term is used in the Standard Specifications. For the purposes of this project, the two terms are considered interchangeable.

The Resident Engineer shall not be precluded from sampling and testing products appearing on the State of California, Department of Transportation Pre-qualified Products Lists (PQL), including products on the Prequalified and Tested Signing and Delineation Materials list. For each type of product supplied from the PQL, the manufacturer shall furnish, to the Resident Engineer, a Certificate of Compliance in conformance with the provisions in Section 6-3.05E, “Certificates of Compliance”, of the Caltrans Standard Specifications.

Products not included in the PQL may be used in the work provided the products conform to the requirement of the Caltrans Standard Specifications and Special Provisions. Materials and products may be added to the PQL if the manufacturer submits an inquiry to the New Product Coordinator at the Transportation Laboratory, Department of Transportation. Approval of materials or products will depend upon compliance with the California Department of Transportation New Product Evaluation Guidelines dated July 2009.

### 85-1.02A General. ADD the following:

#### TYPE OF MARKERS:

TYPE A – Non-reflective White Markers

TYPE AY – Non-Reflective Yellow Markers

TYPE C – Red-Clear Retroreflective Markers

TYPE D – 2-Way Yellow Retroreflective Markers

TYPE G – One-Way Clear Retroreflective Markers

TYPE H – One-Way Yellow Retroreflective Markers

TYPE I – 2-Way Blue Retroreflective Markers

#### TEMPORARY MARKERS

Temporary pavement markers shall be Bunzl Extrusion Model T.O.M., or an approved equal. Reflective temporary pavement markers shall be two-way amber or one-way white to match existing delineation of the traffic stripe and pavement marking. Non-reflective temporary pavement markers shall be one-way white. Payment for all work, materials, labor, costs, and time associated with placing temporary markers shall be included in the unit Bid item for PCC Street Panel Replacement

**85-1.02C RETROREFLECTIVE PAVEMENT MARKERS.** ADD the following:

Pavement marker height shall be 0.70" maximum. "Low profile" type markers will not be accepted.

**85-1.03A General.** ADD the following:

Pressure sensitive adhesive pad types shall not be used.

The control lines for placing markers shall be the existing traffic stripes, a theoretical extension thereof, or as directed by the Engineer. With the exception of Two-Way Blue Retroreflective Markers located adjacent to all fire hydrants within the project limits, the Contractor will not be required to place pavement markers on roads that are not striped.

Upon completion of the street panel replacement, the Contractor shall install new Pavement Markers in accordance with California Department of Transportation Standard Plans A20 A-D and this Contract. The Contractor shall install Two-Way Blue Retroreflective markers at each fire hydrant, within the project limits, in accordance with the City of San Diego Standard Drawing number SDW-104 or as directed by the Engineer. These standards may require the installation of additional markers that were not pre-existing.

Markers shall not be placed in the following locations, unless otherwise directed by the Engineer:

1. On raised medians.
2. Adjacent to raised medians, which are not supplemented by left-edge striping.
3. Adjacent to right-edge striping.

Placement of all required pavement markers shall be completed within 15 calendar days after the concrete has been placed on each road segment. In the event pavement markers are not applied within the time restraints specified in this contract, the City may suspend or cease sealing operations until such time all required pavement markers have been placed to the satisfaction of the Resident Engineer.

**PLACEMENT OF TEMPORARY MARKERS**

Upon completion of the street panel replacement, the Contractor shall establish the alignment and installation of temporary pavement markers. The placement of the temporary markers shall be an accurate representation of the striping and markings that existed prior to the panel replacement. The temporary pavement markers shall be in place prior to allowing vehicles to resume the use of the travel way.

Temporary pavement markers shall be used for traffic stripes (traffic lines), edge lanes as defined herein, on the striped edge of the lanes at gore areas that separate traffic at exit and entrance ramps, and on pavement markings.

Traffic stripes (traffic lines) are defined as longitudinal centerlines and lane lines which separate traffic lanes in the same or opposing direction of travel. Reflective temporary pavement markers shall be used on traffic stripes. Non-reflective temporary pavement markers shall be used on longitudinal edge lines that mark the edge of the traveled way.

Pavement markings are defined as transverse markings which include, but are not limited to, word and symbol markings, limit lines (stop lines), crosswalk lines, shoulder markings, parking stall markings, railroad crossing markings, speed bump and lump markings, and bike lane symbols.

The markers shall be installed in accordance with the manufacturer's installation procedure instructions.

Temporary pavement markers shall be maintained in place and clearly visible from both directions of traffic, until final traffic striping and pavement marking has been completed on each road segment. Upon completion of striping and marking of each road segment, any remaining temporary markers, located outside of a painted area or pavement marking, shall be removed by the Contractor without damage to the concrete.

Nothing in these specifications shall be construed as reducing the minimum standards specified in Part 6, "Temporary Traffic Control" of the "California Manual on Uniform Traffic Control Devices" 2012 Edition, or as relieving the Contractor of responsibility as provided in Section 7-1.04, "Public Safety", of the Caltrans Standard Specifications.

**85-1.04 PAYMENT.** ADD the following:

All work, materials, labor, costs, and time associated with removal and replacement of pavement markers shall be included in unit bid item for "Remove and Replace Traffic Striping and Pavement Markings".

All work, materials, labor, costs, and time associated with installation and removal of temporary pavement markers shall be included in unit bid item for Remove and Replace Traffic Striping and Pavement Markings

**APPENDIX E**

**Location List**

**APPENDIX F**

**PROPOSED WORK FOR: FY14-S2**

TB Map Page	Street Name	From	To	Council District	Functional Class	Length	Width	Area	Trash Day
<b>1187-G6</b>	<b>08TH ST</b>	<b>RUE D ANTIBES</b>	<b>PUBLIC RD</b>	1	Residential	102 ft	25 ft	2550 ft <sup>2</sup>	
	<b>Hump Removal</b>	<b>AC Repair Area</b>	0 ft <sup>2</sup>	<b>Crack Seal</b>	255 ft				
	<b>Inlet Marker</b>	<b>AC Repair</b>	0 ton						
	<b>Inlet Protection</b>								
	Traffic Loops @								
	<b>Comments</b>								
<b>1187-G6</b>	<b>DEL MAR HEIGHTS RD</b>	<b>NOB AV</b>	<b>CONDESA DR</b>	1	Major	590 ft	100 ft	59000 ft <sup>2</sup>	
	<b>Hump Removal</b>	<b>AC Repair Area</b>		<b>Crack Seal</b>	5900 ft				
	<b>Inlet Marker</b>	<b>AC Repair</b>							
	<b>Inlet Protection</b>								
	Traffic Loops @								
	<b>Comments</b>	MEDIAN S00884	12/11-6/12						
<b>1187-G6</b>	<b>DEL MAR HEIGHTS RD</b>	<b>NOGALES DR</b>	<b>CREST WY</b>	1	Major	189 ft	70 ft	13230 ft <sup>2</sup>	
	<b>Hump Removal</b>	<b>AC Repair Area</b>		<b>Crack Seal</b>	1323 ft				
	<b>Inlet Marker</b>	<b>AC Repair</b>							
	<b>Inlet Protection</b>								
	Traffic Loops @								
	<b>Comments</b>	MEDIAN S00884	12/11-6/12						

Filter	(Work Order Number is equal to "FY14-S2")
Sort	[..\Thomas Bros Map Page] Ascending

TB Map Page	Street Name	From	To	Council District	Functional Class	Length	Width	Area	Trash Day
1187-G6	CONDESA DR	DEL MAR HEIGHTS RD	EL AMIGO RD	1	Residential	440 ft	33 ft	14520 ft <sup>2</sup>	
	Hump Removal	AC Repair Area	0 ft <sup>2</sup>	Crack Seal	1452 ft				
	Inlet Marker	AC Repair	0 ton						
	Inlet Protection								
	Traffic Loops @								
	Comments								
1187-G6	RUE D AZUR	LA AMATISTA RD	PLACE SAINT TROPEZ	1	Residential	386 ft	25 ft	9650 ft <sup>2</sup>	
	Hump Removal	AC Repair Area	50 ft <sup>2</sup>	Crack Seal	965 ft				
	Inlet Marker	AC Repair	4 ton						
	Inlet Protection								
	Traffic Loops @								
	Comments								
1187-G6	CREST WY	DEL MAR HEIGHTS RD	EL AMIGO RD	1	Major	445 ft	35 ft	15575 ft <sup>2</sup>	
	Hump Removal	AC Repair Area	100 ft <sup>2</sup>	Crack Seal	1558 ft				
	Inlet Marker 1 ea	AC Repair	8 ton						
	Inlet Protection 1 ea								
	Traffic Loops @								
	Comments								
1187-G6	NOB AV	DE MAYO RD	DEL MAR HEIGHTS RD	1	Residential	310 ft	38 ft	11780 ft <sup>2</sup>	
	Hump Removal	AC Repair Area	200 ft <sup>2</sup>	Crack Seal	1178 ft				
	Inlet Marker	AC Repair	16 ton						
	Inlet Protection								
	Traffic Loops @								
	Comments								

Filter (Work Order Number is equal to "FY14-S2")  
Sort [..\Thomas Bros Map Page] Ascending

TB Map Page	Street Name	From	To	Council District	Functional Class	Length	Width	Area	Trash Day
1187-G6	LA AMATISTA RD	RUE MONACO	RUE D AZUR	1	Residential	148 ft	33 ft	4884 ft <sup>2</sup>	
	Hump Removal	AC Repair Area	100 ft <sup>2</sup>	Crack Seal	488 ft				
	Inlet Marker	AC Repair	8 ton						
	Inlet Protection								
	Traffic Loops @								
	Comments								
1187-G6	PINE NEEDLES DR	CORDERO RD	DEL MAR HEIGHTS RD	1	Residential	770 ft	34 ft	26180 ft <sup>2</sup>	
	Hump Removal	AC Repair Area	100 ft <sup>2</sup>	Crack Seal	2618 ft				
	Inlet Marker 1 ea	AC Repair	8 ton						
	Inlet Protection 1 ea								
	Traffic Loops @								
	Comments								
1187-G6	RUE ST RAPHAEL	LA AMATISTA RD	08TH ST	1	Residential	634 ft	25 ft	15850 ft <sup>2</sup>	
	Hump Removal	AC Repair Area	1,400 ft <sup>2</sup>	Crack Seal	1585 ft				
	Inlet Marker	AC Repair	39 ton						
	Inlet Protection								
	Traffic Loops @								
	Comments								
1187-G6	LA AMATISTA RD	RUE ST TROPEZ	CREST WY	1	Residential	150 ft	33 ft	4950 ft <sup>2</sup>	
	Hump Removal	AC Repair Area	100 ft <sup>2</sup>	Crack Seal	495 ft				
	Inlet Marker	AC Repair	8 ton						
	Inlet Protection								
	Traffic Loops @								
	Comments								

Filter (Work Order Number is equal to "FY14-S2")  
Sort [..\Thomas Bros Map Page] Ascending

TB Map Page	Street Name	From	To	Council District	Functional Class	Length	Width	Area	Trash Day
1187-G6	08TH ST	CONDESA DR	RUE D ANTIBES	1	Residential	200 ft	25 ft	5000 ft <sup>2</sup>	
	Hump Removal	AC Repair Area	300 ft <sup>2</sup>	Crack Seal	500 ft				
	Inlet Marker	AC Repair	24 ton						
	Inlet Protection								
	Traffic Loops @								
	Comments								
1187-G6	RUE ST TROPEZ	LA AMATISTA RD	PLACE SAINT TROPEZ	1	Residential	364 ft	25 ft	9100 ft <sup>2</sup>	
	Hump Removal	AC Repair Area	60 ft <sup>2</sup>	Crack Seal	910 ft				
	Inlet Marker	AC Repair	5 ton						
	Inlet Protection								
	Traffic Loops @								
	Comments								
1187-G6	PINE NEEDLES DR	CITY BOUNDARY	CORDERO RD	1	Residential	500 ft	34 ft	17000 ft <sup>2</sup>	
	Hump Removal	AC Repair Area	100 ft <sup>2</sup>	Crack Seal	1700 ft				
	Inlet Marker 1 ea	AC Repair	8 ton						
	Inlet Protection 1 ea								
	Traffic Loops @								
	Comments								
1187-G6	NOGALES DR	BEGIN	CORDERO RD	1	Residential	550 ft	40 ft	22000 ft <sup>2</sup>	
	Hump Removal	AC Repair Area	50 ft <sup>2</sup>	Crack Seal	2200 ft				
	Inlet Marker 1 ea	AC Repair	4 ton						
	Inlet Protection 1 ea								
	Traffic Loops @								
	Comments								

Filter (Work Order Number is equal to "FY14-S2")  
Sort [...\Thomas Bros Map Page] Ascending

FY 14 - Slurry Seal Group 2 - Appendix E - Location List - Volume 1 of 2 (Rev. Jun. 2014)



TB Map Page	Street Name	From	To	Council District	Functional Class	Length	Width	Area	Trash Day
1187-G6	CORDERO RD	NOGALES DR	MAR SCENIC DR	1	Residential	290 ft	40 ft	11600 ft <sup>2</sup>	
	Hump Removal	AC Repair Area	50 ft <sup>2</sup>	Crack Seal	1160 ft				
	Inlet Marker	AC Repair	4 ton						
	Inlet Protection								
	Traffic Loops @								
	Comments								
1187-G6	LA AMATISTA RD	RUE ST RAPHAEL	RUE SAN REMO	1	Residential	156 ft	33 ft	5148 ft <sup>2</sup>	
	Hump Removal	AC Repair Area	50 ft <sup>2</sup>	Crack Seal	515 ft				
	Inlet Marker	AC Repair	4 ton						
	Inlet Protection								
	Traffic Loops @								
	Comments								
1187-G6	CORDERO RD	PINE NEEDLES DR	PINE NEEDLES DR	1	Residential	60 ft	40 ft	2400 ft <sup>2</sup>	
	Hump Removal	AC Repair Area	0 ft <sup>2</sup>	Crack Seal	240 ft				
	Inlet Marker	AC Repair	0 ton						
	Inlet Protection								
	Traffic Loops @								
	Comments								
1187-G6	CORDERO RD	PINE NEEDLES DR	NOGALES DR	1	Residential	350 ft	40 ft	14000 ft <sup>2</sup>	
	Hump Removal	AC Repair Area	50 ft <sup>2</sup>	Crack Seal	1400 ft				
	Inlet Marker 1 ea	AC Repair	4 ton						
	Inlet Protection 1 ea								
	Traffic Loops @								
	Comments								

Filter (Work Order Number is equal to "FY14-S2")  
Sort [..\Thomas Bros Map Page] Ascending

TB Map Page	Street Name	From	To	Council District	Functional Class	Length	Width	Area	Trash Day
1187-G6	CONDESA DR	CORDERO RD	DE MAYO RD	1	Residential	360 ft	27 ft	9720 ft <sup>2</sup>	
	Hump Removal	AC Repair Area	0 ft <sup>2</sup>	Crack Seal	972 ft				
	Inlet Marker	AC Repair	0 ton						
	Inlet Protection								
	Traffic Loops @								
	Comments								
1187-G6	CREST WY	EL AMIGO RD	LA AMATISTA RD	1	Major	380 ft	35 ft	13300 ft <sup>2</sup>	
	Hump Removal	AC Repair Area	300 ft <sup>2</sup>	Crack Seal	1330 ft				
	Inlet Marker	AC Repair	8 ton						
	Inlet Protection								
	Traffic Loops @								
	Comments								
1187-G6	DEL MAR HEIGHTS RD	CONDESA DR	PINE NEEDLES DR	1	Major	380 ft	100 ft	38000 ft <sup>2</sup>	
	Hump Removal	AC Repair Area	0 ft <sup>2</sup>	Crack Seal	3800 ft				
	Inlet Marker	AC Repair	0 ton						
	Inlet Protection								
	Traffic Loops @								
	Comments								
1187-G6	PLACE MONACO	RUE SAN REMO	RUE MONACO	1	Residential	143 ft	25 ft	3575 ft <sup>2</sup>	
	Hump Removal	AC Repair Area	100 ft <sup>2</sup>	Crack Seal	358 ft				
	Inlet Marker	AC Repair	8 ton						
	Inlet Protection								
	Traffic Loops @								
	Comments								

Filter (Work Order Number is equal to "FY14-S2")  
Sort [..\Thomas Bros Map Page] Ascending

08/12/2014  
6 of 108

TB Map Page	Street Name	From	To	Council District	Functional Class	Length	Width	Area	Trash Day
1187-G6	CONDESA DR	EL AMIGO RD	LA AMATISTA RD	1	Residential	403 ft	33 ft	13299 ft <sup>2</sup>	
	Hump Removal	AC Repair Area	0 ft <sup>2</sup>	Crack Seal	1330 ft				
	Inlet Marker	AC Repair	0 ton						
	Inlet Protection								
	Traffic Loops @								
	Comments								
1187-G6	DEL MAR HEIGHTS RD	CITY BOUNDARY	NOB AV	1	Major	140 ft	98 ft	13720 ft <sup>2</sup>	
	Hump Removal	AC Repair Area		Crack Seal	1372 ft				
	Inlet Marker	AC Repair	0						
	Inlet Protection								
	Traffic Loops @								
	Comments	Del Mar Heights Road Median-Mango Drive to City Limits							
1187-G6	NOB AV	CORDERO RD	DE MAYO RD	1	Residential	370 ft	38 ft	14060 ft <sup>2</sup>	
	Hump Removal	AC Repair Area	100 ft <sup>2</sup>	Crack Seal	1406 ft				
	Inlet Marker	AC Repair	8 ton						
	Inlet Protection								
	Traffic Loops @								
	Comments								
1187-G6	LA AMATISTA RD	RUE SAN REMO	RUE MONACO	1	Residential	140 ft	36 ft	5040 ft <sup>2</sup>	
	Hump Removal	AC Repair Area	50 ft <sup>2</sup>	Crack Seal	504 ft				
	Inlet Marker 1 ea	AC Repair	4 ton						
	Inlet Protection 1 ea								
	Traffic Loops @								
	Comments								

Filter (Work Order Number is equal to "FY14-S2")  
Sort [..\Thomas Bros Map Page] Ascending

TB Map Page	Street Name	From	To	Council District	Functional Class	Length	Width	Area	Trash Day
1187-G6	DEL MAR HEIGHTS RD	PINE NEEDLES DR	NOGALES DR	1	Major	334 ft	70 ft	23380 ft <sup>2</sup>	
	Hump Removal	AC Repair Area	0 ft <sup>2</sup>	Crack Seal	2338 ft				
	Inlet Marker	AC Repair	0 ton						
	Inlet Protection								
	Traffic Loops @								
	Comments								
1187-G6	RUE MONACO	LA AMATISTA RD	PLACE MONACO	1	Residential	374 ft	25 ft	9350 ft <sup>2</sup>	
	Hump Removal	AC Repair Area	50 ft <sup>2</sup>	Crack Seal	935 ft				
	Inlet Marker	AC Repair	4 ton						
	Inlet Protection								
	Traffic Loops @								
	Comments								
1187-G6	EL AMIGO RD	NOB AV	CONDESA DR	1	Residential	391 ft	34 ft	13294 ft <sup>2</sup>	
	Hump Removal	AC Repair Area	200 ft <sup>2</sup>	Crack Seal	1329 ft				
	Inlet Marker 1 ea	AC Repair	16 ton						
	Inlet Protection 1 ea								
	Traffic Loops @								
	Comments								
1187-G6	EL AMIGO RD	CONDESA DR	CREST WY	1	Residential	1086 ft	34 ft	36924 ft <sup>2</sup>	
	Hump Removal	AC Repair Area	500 ft <sup>2</sup>	Crack Seal	3692 ft				
	Inlet Marker 2 ea	AC Repair	28 ton						
	Inlet Protection 2 ea								
	Traffic Loops @								
	Comments								

Filter (Work Order Number is equal to "FY14-S2")  
Sort [..\Thomas Bros Map Page] Ascending

08/12/2014  
8 of 108

TB Map Page	Street Name	From	To	Council District	Functional Class	Length	Width	Area	Trash Day
1187-G6	RUE SAN REMO	LA AMATISTA RD	PLACE MONACO	1	Residential	388 ft	25 ft	9700 ft <sup>2</sup>	
	Hump Removal	AC Repair Area	100 ft <sup>2</sup>	Crack Seal	970 ft				
	Inlet Marker	AC Repair	8 ton						
	Inlet Protection								
	Traffic Loops @								
	Comments								
1187-G6	CONDESA DR	DE MAYO RD	DEL MAR HEIGHTS RD	1	Residential	340 ft	27 ft	9180 ft <sup>2</sup>	
	Hump Removal	AC Repair Area	0 ft <sup>2</sup>	Crack Seal	918 ft				
	Inlet Marker	AC Repair	0 ton						
	Inlet Protection								
	Traffic Loops @								
	Comments								
1187-G6	NOB AV	CITY BOUNDARY	CORDERO RD	1	Residential	284 ft	38 ft	10792 ft <sup>2</sup>	
	Hump Removal	AC Repair Area	50 ft <sup>2</sup>	Crack Seal	1079 ft				
	Inlet Marker	AC Repair	4 ton						
	Inlet Protection								
	Traffic Loops @								
	Comments								
1187-G6	CREST WY	LA AMATISTA RD	CREST RD	1	Major	555 ft	35 ft	19425 ft <sup>2</sup>	
	Hump Removal	AC Repair Area	300 ft <sup>2</sup>	Crack Seal	1942 ft				
	Inlet Marker	AC Repair	18 ton						
	Inlet Protection								
	Traffic Loops @								
	Comments								

Filter (Work Order Number is equal to "FY14-S2")  
Sort [..\Thomas Bros Map Page] Ascending

TB Map Page	Street Name	From	To	Council District	Functional Class	Length	Width	Area	Trash Day
1187-G6	CORDERO RD	BEGIN	NOB AV	1	Residential	260 ft	30 ft	7800 ft <sup>2</sup>	
	Hump Removal	AC Repair Area	50 ft <sup>2</sup>	Crack Seal	780 ft				
	Inlet Marker	AC Repair	4 ton						
	Inlet Protection								
	Traffic Loops @								
	Comments								
1187-G6	RUE D ANTIBES	LA AMATISTA RD	08TH ST	1	Residential	600 ft	25 ft	15000 ft <sup>2</sup>	
	Hump Removal	AC Repair Area	100 ft <sup>2</sup>	Crack Seal	1500 ft				
	Inlet Marker	AC Repair	8 ton						
	Inlet Protection								
	Traffic Loops @								
	Comments								
1187-G6	LA AMATISTA RD	RUE D ANTIBES	RUE ST RAPHAEL	1	Residential	140 ft	33 ft	4620 ft <sup>2</sup>	
	Hump Removal	AC Repair Area	200 ft <sup>2</sup>	Crack Seal	462 ft				
	Inlet Marker	AC Repair	16 ton						
	Inlet Protection								
	Traffic Loops @								
	Comments								
1187-G6	LA AMATISTA RD	RUE D AZUR	RUE ST TROPEZ	1	Residential	147 ft	33 ft	4851 ft <sup>2</sup>	
	Hump Removal	AC Repair Area	120 ft <sup>2</sup>	Crack Seal	485 ft				
	Inlet Marker	AC Repair	10 ton						
	Inlet Protection								
	Traffic Loops @								
	Comments								

Filter (Work Order Number is equal to "FY14-S2")  
Sort [..\Thomas Bros Map Page] Ascending

08/12/2014  
10 of 108

TB Map Page	Street Name	From	To	Council District	Functional Class	Length	Width	Area	Trash Day
1187-G6	NOGALES DR	CORDERO RD	DEL MAR HEIGHTS RD	1	Residential	856 ft	30 ft	25680 ft <sup>2</sup>	
	Hump Removal	AC Repair Area	200 ft <sup>2</sup>	Crack Seal	2568 ft				
	Inlet Marker 2 ea	AC Repair	16 ton						
	Inlet Protection 2 ea								
	Traffic Loops @								
	Comments								
1187-G6	NOB AV	EL AMIGO RD	CITY BOUNDARY	1	Residential	68 ft	38 ft	2584 ft <sup>2</sup>	
	Hump Removal	AC Repair Area	200 ft <sup>2</sup>	Crack Seal	258 ft				
	Inlet Marker	AC Repair	16 ton						
	Inlet Protection								
	Traffic Loops @								
	Comments								
1187-G6	NOB AV	DEL MAR HEIGHTS RD	EL AMIGO RD	1	Residential	340 ft	38 ft	12920 ft <sup>2</sup>	
	Hump Removal	AC Repair Area	100 ft <sup>2</sup>	Crack Seal	1292 ft				
	Inlet Marker	AC Repair	8 ton						
	Inlet Protection								
	Traffic Loops @								
	Comments								
1187-G6	CORDERO RD	CONDESA DR	PINE NEEDLES DR	1	Residential	290 ft	40 ft	11600 ft <sup>2</sup>	
	Hump Removal	AC Repair Area	50 ft <sup>2</sup>	Crack Seal	1160 ft				
	Inlet Marker 1 ea	AC Repair	4 ton						
	Inlet Protection 1 ea								
	Traffic Loops @								
	Comments								

Filter (Work Order Number is equal to "FY14-S2")  
Sort [..\Thomas Bros Map Page] Ascending

TB Map Page	Street Name	From	To	Council District	Functional Class	Length	Width	Area	Trash Day
<b>1187-G6</b>	<b>CORDERO RD</b>	<b>NOB AV</b>	<b>CONDESA DR</b>	1	Residential	460 ft	40 ft	18400 ft <sup>2</sup>	
	<b>Hump Removal</b>	<b>AC Repair Area</b>	100 ft <sup>2</sup>	<b>Crack Seal</b>	1840 ft				
	<b>Inlet Marker</b>	<b>AC Repair</b>	8 ton						
	<b>Inlet Protection</b>								
	Traffic Loops @								
	<b>Comments</b>								
<b>1187-G6</b>	<b>08TH ST</b>	<b>CITY BOUNDARY</b>	<b>CONDESA DR</b>	1	Residential	135 ft	28 ft	3780 ft <sup>2</sup>	
	<b>Hump Removal</b>	<b>AC Repair Area</b>	0 ft <sup>2</sup>	<b>Crack Seal</b>	378 ft				
	<b>Inlet Marker</b>	<b>AC Repair</b>	0 ton						
	<b>Inlet Protection</b>								
	Traffic Loops @								
	<b>Comments</b>								
<b>1187-G6</b>	<b>PLACE SAINT TROPEZ</b>	<b>RUE D AZUR</b>	<b>RUE ST TROPEZ</b>	1	Residential	136 ft	25 ft	3400 ft <sup>2</sup>	
	<b>Hump Removal</b>	<b>AC Repair Area</b>	60 ft <sup>2</sup>	<b>Crack Seal</b>	340 ft				
	<b>Inlet Marker</b>	<b>AC Repair</b>	5 ton						
	<b>Inlet Protection</b>								
	Traffic Loops @								
	<b>Comments</b>								
<b>1187-J4</b>	<b>LANDFAIR RD</b>	<b>LANDFAIR CT</b>	<b>ROXTON CR</b>	1	Residential	380 ft	33 ft	12540 ft <sup>2</sup>	
	<b>Hump Removal</b>	<b>AC Repair Area</b>	0 ft <sup>2</sup>	<b>Crack Seal</b>	1254 ft				
	<b>Inlet Marker</b>	<b>AC Repair</b>	0 ton						
	<b>Inlet Protection</b>								
	Traffic Loops @								
	<b>Comments</b>								

Filter (Work Order Number is equal to "FY14-S2")  
Sort [..\Thomas Bros Map Page] Ascending  
FY 14 - Slurry Seal Group 2 - Appendix E - Location List - Volume 1 of 2 (Rev. Jun. 2014)



TB Map Page	Street Name	From	To	Council District	Functional Class	Length	Width	Area	Trash Day
1187-J4	HIGH BLUFF DR	OCEAN VISTA RD	GRANDVIA PT	1	Major	1000 ft	45 ft	45000 ft <sup>2</sup>	
	Hump Removal	AC Repair Area	100 ft <sup>2</sup>	Crack Seal	4500 ft				
	Inlet Marker 2 ea	AC Repair	8 ton						
	Inlet Protection 2 ea								
	Traffic Loops @								
	Comments								
1187-J4	LANDFAIR RD	NEWCREST PT	WINDSWEPT TR	1	Residential	175 ft	30 ft	5250 ft <sup>2</sup>	
	Hump Removal	AC Repair Area	0 ft <sup>2</sup>	Crack Seal	525 ft				
	Inlet Marker 1 ea	AC Repair	0 ton						
	Inlet Protection 1 ea								
	Traffic Loops @								
	Comments								
1187-J4	GRANDVIA PT	PANTERA RD	HIGH BLUFF DR	1	Residential	200 ft	30 ft	6000 ft <sup>2</sup>	
	Hump Removal	AC Repair Area	0 ft <sup>2</sup>	Crack Seal	600 ft				
	Inlet Marker	AC Repair	0 ton						
	Inlet Protection								
	Traffic Loops @								
	Comments								
1187-J4	LANDFAIR RD	ROXTON CR	HIGH BLUFF DR	1	Residential	190 ft	36 ft	6840 ft <sup>2</sup>	
	Hump Removal	AC Repair Area	0 ft <sup>2</sup>	Crack Seal	684 ft				
	Inlet Marker	AC Repair	0 ton						
	Inlet Protection								
	Traffic Loops @								
	Comments								

Filter (Work Order Number is equal to "FY14-S2")  
Sort [..\Thomas Bros Map Page] Ascending

TB Map Page	Street Name	From	To	Council District	Functional Class	Length	Width	Area	Trash Day
1187-J4	GRANDVIA PT	DENARA RD	PANTERA RD	1	Residential	320 ft	30 ft	9600 ft <sup>2</sup>	
	Hump Removal	AC Repair Area	0 ft <sup>2</sup>	Crack Seal	960 ft				
	Inlet Marker 1 ea	AC Repair	0 ton						
	Inlet Protection 1 ea								
	Traffic Loops @								
	Comments								
1187-J4	HIGH BLUFF DR	LANDFAIR RD	HALF MILE DR	1	Major	500 ft	37 ft	18500 ft <sup>2</sup>	
	Hump Removal	AC Repair Area	50 ft <sup>2</sup>	Crack Seal	1850 ft				
	Inlet Marker 1 ea	AC Repair	4 ton						
	Inlet Protection 1 ea								
	Traffic Loops @								
	Comments								
1187-J4	HIGH BLUFF DR	GRANDVIA PT	LANDFAIR RD	1	Major	300 ft	37 ft	11100 ft <sup>2</sup>	
	Hump Removal	AC Repair Area	0 ft <sup>2</sup>	Crack Seal	1110 ft				
	Inlet Marker 1 ea	AC Repair	0 ton						
	Inlet Protection 1 ea								
	Traffic Loops @								
	Comments								
1187-J4	LANDFAIR RD	HIGH BLUFF DR	NEWCREST PT	1	Residential	670 ft	32 ft	21440 ft <sup>2</sup>	
	Hump Removal	AC Repair Area	0 ft <sup>2</sup>	Crack Seal	2144 ft				
	Inlet Marker 1 ea	AC Repair	0 ton						
	Inlet Protection 1 ea								
	Traffic Loops @								
	Comments								

Filter (Work Order Number is equal to "FY14-S2")  
Sort [..\Thomas Bros Map Page] Ascending

08/12/2014  
14 of 108

TB Map Page	Street Name	From	To	Council District	Functional Class	Length	Width	Area	Trash Day
1187-J4	ROXTON CR	FOXGROVE PL	LANDFAIR RD	1	Residential	930 ft	33 ft	30690 ft <sup>2</sup>	
	Hump Removal	AC Repair Area	0 ft <sup>2</sup>	Crack Seal	3069 ft				
	Inlet Marker 1 ea	AC Repair	0 ton						
	Inlet Protection 1 ea								
	Traffic Loops @								
	Comments								
1187-J5	LOWER RIDGE RD	WINDBREAK RD	MARITIME PL	1	Residential	900 ft	33 ft	29700 ft <sup>2</sup>	
	Hump Removal	AC Repair Area	0 ft <sup>2</sup>	Crack Seal	2970 ft				
	Inlet Marker	AC Repair	0 ton						
	Inlet Protection								
	Traffic Loops @								
	Comments								
1187-J5	MARITIME PL	VOYAGER CR	LOWER RIDGE RD	1	Residential	160 ft	20 ft	3200 ft <sup>2</sup>	
	Hump Removal	AC Repair Area	0 ft <sup>2</sup>	Crack Seal	320 ft				
	Inlet Marker	AC Repair	0 ton						
	Inlet Protection								
	Traffic Loops @								
	Comments								
1187-J5	FOXGROVE PL	LANDFAIR RD	OVERPARK RD	1	Residential	490 ft	33 ft	16170 ft <sup>2</sup>	
	Hump Removal	AC Repair Area	0 ft <sup>2</sup>	Crack Seal	1617 ft				
	Inlet Marker 1 ea	AC Repair	0 ton						
	Inlet Protection 1 ea								
	Traffic Loops @								
	Comments								

Filter (Work Order Number is equal to "FY14-S2")  
Sort [..\Thomas Bros Map Page] Ascending

TB Map Page	Street Name	From	To	Council District	Functional Class	Length	Width	Area	Trash Day
1187-J5	HIGH BLUFF DR	PANTERA WY	OCEAN VISTA RD	1	Major	200 ft	40 ft	8000 ft <sup>2</sup>	
	Hump Removal	AC Repair Area	0 ft <sup>2</sup>	Crack Seal	800 ft				
	Inlet Marker 1 ea	AC Repair	0 ton						
	Inlet Protection 1 ea								
	Traffic Loops @								
	Comments								
1187-J5	HIGH BLUFF DR	OVERPARK RD	PANTERA WY	1	Major	450 ft	37 ft	16650 ft <sup>2</sup>	
	Hump Removal	AC Repair Area	0 ft <sup>2</sup>	Crack Seal	1665 ft				
	Inlet Marker 1 ea	AC Repair	0 ton						
	Inlet Protection 1 ea								
	Traffic Loops @								
	Comments								
1187-J5	LOWER RIDGE RD	LADY HILL RD	SURVEY PT	1	Residential	480 ft	33 ft	15840 ft <sup>2</sup>	
	Hump Removal	AC Repair Area	0 ft <sup>2</sup>	Crack Seal	1584 ft				
	Inlet Marker 1 ea	AC Repair	0 ton						
	Inlet Protection 1 ea								
	Traffic Loops @								
	Comments								
1187-J5	LADY HILL RD	WINDBREAK RD	LOWER RIDGE RD	1	Residential	430 ft	33 ft	14190 ft <sup>2</sup>	
	Hump Removal	AC Repair Area	0 ft <sup>2</sup>	Crack Seal	1419 ft				
	Inlet Marker	AC Repair	0 ton						
	Inlet Protection								
	Traffic Loops @								
	Comments								

Filter (Work Order Number is equal to "FY14-S2")  
Sort [..\Thomas Bros Map Page] Ascending

08/12/2014  
16 of 108

TB Map Page	Street Name	From	To	Council District	Functional Class	Length	Width	Area	Trash Day
1187-J5	LONG RUN DR	HIGH BLUFF DR	CANDELA PL	1	Major	750 ft	37 ft	27750 ft <sup>2</sup>	
	Hump Removal	AC Repair Area	0 ft <sup>2</sup>	Crack Seal	2775 ft				
	Inlet Marker 1 ea	AC Repair	0 ton						
	Inlet Protection 1 ea								
	Traffic Loops @								
	Comments								
1187-J5	SANTORO WY	PANTERA RD	DENARA RD	1	Residential	340 ft	30 ft	10200 ft <sup>2</sup>	
	Hump Removal	AC Repair Area	0 ft <sup>2</sup>	Crack Seal	1020 ft				
	Inlet Marker	AC Repair	0 ton						
	Inlet Protection								
	Traffic Loops @								
	Comments								
1187-J5	HIGH BLUFF DR	LONG RUN DR	LADY HILL RD	1	Major	800 ft	37 ft	29600 ft <sup>2</sup>	
	Hump Removal	AC Repair Area	50 ft <sup>2</sup>	Crack Seal	2960 ft				
	Inlet Marker 1 ea	AC Repair	4 ton						
	Inlet Protection 1 ea								
	Traffic Loops @								
	Comments								
1187-J5	SURVEY PT	BEGIN	LOWER RIDGE RD	1	Residential	130 ft	27 ft	3510 ft <sup>2</sup>	
	Hump Removal	AC Repair Area	0 ft <sup>2</sup>	Crack Seal	351 ft				
	Inlet Marker	AC Repair	0 ton						
	Inlet Protection								
	Traffic Loops @								
	Comments								

Filter (Work Order Number is equal to "FY14-S2")  
Sort [..\Thomas Bros Map Page] Ascending

TB Map Page	Street Name	From	To	Council District	Functional Class	Length	Width	Area	Trash Day
1187-J5	LADY HILL RD	LOWER RIDGE RD	HIGH BLUFF DR	1	Residential	260 ft	33 ft	8580 ft <sup>2</sup>	
	Hump Removal	AC Repair Area	0 ft <sup>2</sup>	Crack Seal	858 ft				
	Inlet Marker 1 ea	AC Repair	0 ton						
	Inlet Protection 1 ea								
	Traffic Loops @								
	Comments								
1187-J5	WALKING PATH PL	LOWER RIDGE RD	END	1	Residential	350 ft	27 ft	9450 ft <sup>2</sup>	
	Hump Removal	AC Repair Area	0 ft <sup>2</sup>	Crack Seal	945 ft				
	Inlet Marker 1 ea	AC Repair	0 ton						
	Inlet Protection 1 ea								
	Traffic Loops @								
	Comments								
1187-J5	OVERPARK RD	MILLCROFT CT	COURTLAND TR	1	Residential	550 ft	33 ft	18150 ft <sup>2</sup>	
	Hump Removal	AC Repair Area	0 ft <sup>2</sup>	Crack Seal	1815 ft				
	Inlet Marker 1 ea	AC Repair	0 ton						
	Inlet Protection 1 ea								
	Traffic Loops @								
	Comments								
1187-J5	WINDBREAK RD	WINDBREAK CT	LADY HILL RD	1	Residential	290 ft	33 ft	9570 ft <sup>2</sup>	
	Hump Removal	AC Repair Area	0 ft <sup>2</sup>	Crack Seal	957 ft				
	Inlet Marker	AC Repair	0 ton						
	Inlet Protection								
	Traffic Loops @								
	Comments								

Filter (Work Order Number is equal to "FY14-S2")  
Sort [..\Thomas Bros Map Page] Ascending

08/12/2014  
18 of 108

TB Map Page	Street Name	From	To	Council District	Functional Class	Length	Width	Area	Trash Day
1187-J5	MILLCROFT CT	BEGIN	OVERPARK RD	1	Residential	130 ft	37 ft	4810 ft <sup>2</sup>	
	Hump Removal	AC Repair Area	0 ft <sup>2</sup>	Crack Seal	481 ft				
	Inlet Marker	AC Repair	0 ton						
	Inlet Protection								
	Traffic Loops @								
	Comments								
1187-J5	OVERPARK RD	COURTLAND TR	FOXGROVE PL	1	Residential	1000 ft	33 ft	33000 ft <sup>2</sup>	
	Hump Removal	AC Repair Area	0 ft <sup>2</sup>	Crack Seal	3300 ft				
	Inlet Marker 2 ea	AC Repair	0 ton						
	Inlet Protection 2 ea								
	Traffic Loops @								
	Comments								
1187-J5	HIGH BLUFF DR	LADY HILL RD	OVERPARK RD	1	Major	280 ft	37 ft	10360 ft <sup>2</sup>	
	Hump Removal	AC Repair Area	0 ft <sup>2</sup>	Crack Seal	1036 ft				
	Inlet Marker 1 ea	AC Repair	0 ton						
	Inlet Protection 1 ea								
	Traffic Loops @								
	Comments								
1187-J5	LOWER RIDGE RD	MARITIME PL	WALKING PATH PL	1	Residential	330 ft	33 ft	10890 ft <sup>2</sup>	
	Hump Removal	AC Repair Area	0 ft <sup>2</sup>	Crack Seal	1089 ft				
	Inlet Marker	AC Repair	0 ton						
	Inlet Protection								
	Traffic Loops @								
	Comments								

Filter (Work Order Number is equal to "FY14-S2")  
Sort [..\Thomas Bros Map Page] Ascending

TB Map Page	Street Name	From	To	Council District	Functional Class	Length	Width	Area	Trash Day
1187-J5	PANTERA RD	SANTORO WY	PANTERA WY	1	Residential	200 ft	26 ft	5200 ft <sup>2</sup>	
	Hump Removal	AC Repair Area	0 ft <sup>2</sup>	Crack Seal	520 ft				
	Inlet Marker 1 ea	AC Repair	0 ton						
	Inlet Protection 1 ea								
	Traffic Loops @								
	Comments								
1187-J5	OVERPARK RD	HIGH BLUFF DR	MILLCROFT CT	1	Residential	200 ft	33 ft	6600 ft <sup>2</sup>	
	Hump Removal	AC Repair Area	0 ft <sup>2</sup>	Crack Seal	660 ft				
	Inlet Marker	AC Repair	0 ton						
	Inlet Protection								
	Traffic Loops @								
	Comments								
1187-J5	PANTERA RD	PANTERA WY	GRANDVIA PT	1	Residential	900 ft	28 ft	25200 ft <sup>2</sup>	
	Hump Removal	AC Repair Area	0 ft <sup>2</sup>	Crack Seal	2520 ft				
	Inlet Marker	AC Repair	0 ton						
	Inlet Protection								
	Traffic Loops @								
	Comments								
1187-J5	LOWER RIDGE RD	WALKING PATH PL	HIGH BLUFF DR	1	Residential	200 ft	33 ft	6600 ft <sup>2</sup>	
	Hump Removal	AC Repair Area	0 ft <sup>2</sup>	Crack Seal	660 ft				
	Inlet Marker	AC Repair	0 ton						
	Inlet Protection								
	Traffic Loops @								
	Comments								

Filter (Work Order Number is equal to "FY14-S2")  
Sort [..\Thomas Bros Map Page] Ascending

08/12/2014  
20 of 108



TB Map Page	Street Name	From	To	Council District	Functional Class	Length	Width	Area	Trash Day
1187-J5	WINDBREAK CT	WINDBREAK RD	END	1	Residential	160 ft	28 ft	4480 ft <sup>2</sup>	
	Hump Removal	AC Repair Area	0 ft <sup>2</sup>	Crack Seal	448 ft				
	Inlet Marker	AC Repair	0 ton						
	Inlet Protection								
	Traffic Loops @								
	Comments								
1187-J5	WINDBREAK RD	LOWER RIDGE RD	WINDBREAK CT	1	Residential	380 ft	33 ft	12540 ft <sup>2</sup>	
	Hump Removal	AC Repair Area	0 ft <sup>2</sup>	Crack Seal	1254 ft				
	Inlet Marker 1 ea	AC Repair	0 ton						
	Inlet Protection 1 ea								
	Traffic Loops @								
	Comments								
1187-J5	PANTERA WY	HIGH BLUFF DR	PANTERA RD	1	Residential	160 ft	30 ft	4800 ft <sup>2</sup>	
	Hump Removal	AC Repair Area	0 ft <sup>2</sup>	Crack Seal	480 ft				
	Inlet Marker 1 ea	AC Repair	0 ton						
	Inlet Protection 1 ea								
	Traffic Loops @								
	Comments								
1187-J5	LANDFAIR CT	LANDFAIR RD	END	1	Residential	200 ft	27 ft	5400 ft <sup>2</sup>	
	Hump Removal	AC Repair Area	0 ft <sup>2</sup>	Crack Seal	540 ft				
	Inlet Marker	AC Repair	0 ton						
	Inlet Protection								
	Traffic Loops @								
	Comments								

Filter (Work Order Number is equal to "FY14-S2")  
Sort [.\Thomas Bros Map Page] Ascending

TB Map Page	Street Name	From	To	Council District	Functional Class	Length	Width	Area	Trash Day
1187-J5	GRANDVIA PT	BEGIN	DENARA RD	1	Residential	400 ft	32 ft	12800 ft <sup>2</sup>	
	Hump Removal	AC Repair Area	0 ft <sup>2</sup>	Crack Seal	1280 ft				
	Inlet Marker	AC Repair	0 ton						
	Inlet Protection								
	Traffic Loops @								
	Comments								
1187-J5	DENARA RD	SANTORO WY	GRANDVIA PT	1	Residential	700 ft	30 ft	21000 ft <sup>2</sup>	
	Hump Removal	AC Repair Area	0 ft <sup>2</sup>	Crack Seal	2100 ft				
	Inlet Marker 1 ea	AC Repair	0 ton						
	Inlet Protection 1 ea								
	Traffic Loops @								
	Comments								
1187-J5	COURTLAND TR	OVERPARK RD	END	1	Residential	440 ft	27 ft	11880 ft <sup>2</sup>	
	Hump Removal	AC Repair Area	0 ft <sup>2</sup>	Crack Seal	1188 ft				
	Inlet Marker 1 ea	AC Repair	0 ton						
	Inlet Protection 1 ea								
	Traffic Loops @								
	Comments								
1187-J5	LOWER RIDGE RD	SURVEY PT	WINDBREAK RD	1	Residential	340 ft	33 ft	11220 ft <sup>2</sup>	
	Hump Removal	AC Repair Area	0 ft <sup>2</sup>	Crack Seal	1122 ft				
	Inlet Marker 1 ea	AC Repair	0 ton						
	Inlet Protection 1 ea								
	Traffic Loops @								
	Comments								

Filter (Work Order Number is equal to "FY14-S2")  
Sort [..\Thomas Bros Map Page] Ascending

08/12/2014  
22 of 108

TB Map Page	Street Name	From	To	Council District	Functional Class	Length	Width	Area	Trash Day
1187-J5	MARITIME PL	LOWER RIDGE RD	END	1	Residential	360 ft	27 ft	9720 ft <sup>2</sup>	
	Hump Removal	AC Repair Area	0 ft <sup>2</sup>	Crack Seal	972 ft				
	Inlet Marker 1 ea	AC Repair	0 ton						
	Inlet Protection 1 ea								
	Traffic Loops @								
	Comments								
1187-J5	LONG RUN DR	CANDELA PL	KINSELLA PT	1	Major	430 ft	45 ft	19350 ft <sup>2</sup>	
	Hump Removal	AC Repair Area	0 ft <sup>2</sup>	Crack Seal	1935 ft				
	Inlet Marker 1 ea	AC Repair	0 ton						
	Inlet Protection 1 ea								
	Traffic Loops @								
	Comments								
1187-J5	LANDFAIR RD	FOXGROVE PL	LANDFAIR CT	1	Residential	270 ft	33 ft	8910 ft <sup>2</sup>	
	Hump Removal	AC Repair Area	0 ft <sup>2</sup>	Crack Seal	891 ft				
	Inlet Marker 1 ea	AC Repair	0 ton						
	Inlet Protection 1 ea								
	Traffic Loops @								
	Comments								
1187-J6	VOYAGER CR	MARITIME PL	MARITIME PL	1	Residential	1800 ft	26 ft	46800 ft <sup>2</sup>	
	Hump Removal	AC Repair Area	100 ft <sup>2</sup>	Crack Seal	4680 ft				
	Inlet Marker 3 ea	AC Repair	8 ton						
	Inlet Protection 3 ea								
	Traffic Loops @								
	Comments								

Filter (Work Order Number is equal to "FY14-S2")  
Sort [.\Thomas Bros Map Page] Ascending

TB Map Page	Street Name	From	To	Council District	Functional Class	Length	Width	Area	Trash Day
1187-J6	DEL MAR HILLS DR	DEL MAR HEIGHTS RD	END	1	Residential	220 ft	20 ft	4400 ft <sup>2</sup>	
	Hump Removal	AC Repair Area	0 ft <sup>2</sup>	Crack Seal	440 ft				
	Inlet Marker 1 ea	AC Repair	0 ton						
	Inlet Protection 1 ea								
	Traffic Loops @								
	Comments								
1188-A3	MODENA PL	BEGIN	VERNAZZA CT	1	Residential	110 ft	30 ft	3300 ft <sup>2</sup>	
	Hump Removal	AC Repair Area	0 ft <sup>2</sup>	Crack Seal	330 ft				
	Inlet Marker	AC Repair	0 ton						
	Inlet Protection								
	Traffic Loops @								
	Comments	TYPE 1							
1188-A3	MODENA PL	TREVISO CT	TRENTO PL	1	Residential	270 ft	30 ft	8100 ft <sup>2</sup>	
	Hump Removal	AC Repair Area	0 ft <sup>2</sup>	Crack Seal	810 ft				
	Inlet Marker 1 ea	AC Repair	0 ton						
	Inlet Protection 1 ea								
	Traffic Loops @								
	Comments	TYPE 1							
1188-A3	OLD EL CAM REAL	TRENTO PL	SAN DIEGUITO RD	1	Residential	4000 ft	30 ft	120000 ft <sup>2</sup>	
	Hump Removal	AC Repair Area	1,600 ft <sup>2</sup>	Crack Seal	12000 ft				
	Inlet Marker 8 ea	AC Repair	31 ton						
	Inlet Protection 8 ea								
	Traffic Loops @								
	Comments	TYPE 1							

Filter (Work Order Number is equal to "FY14-S2")  
Sort [..\Thomas Bros Map Page] Ascending

08/12/2014  
24 of 108

TB Map Page	Street Name	From	To	Council District	Functional Class	Length	Width	Area	Trash Day
1188-A3	MODENA PL	VERNAZZA CT	TREVISO CT	1	Residential	320 ft	30 ft	9600 ft <sup>2</sup>	
	Hump Removal	AC Repair Area	0 ft <sup>2</sup>	Crack Seal	960 ft				
	Inlet Marker 2 ea	AC Repair	0 ton						
	Inlet Protection 2 ea								
	Traffic Loops @								
	Comments	TYPE 1							
1188-A4	OLD EL CAM REAL	TORREY HILL LN	DERBY DOWNS RD	1	Residential	210 ft	30 ft	6300 ft <sup>2</sup>	
	Hump Removal	AC Repair Area	0 ft <sup>2</sup>	Crack Seal	630 ft				
	Inlet Marker	AC Repair	0 ton						
	Inlet Protection								
	Traffic Loops @								
	Comments	type 1							
1188-A4	TORREY HILL LN	TORREY HILL CT	END	1	Residential	80 ft	30 ft	2400 ft <sup>2</sup>	
	Hump Removal	AC Repair Area	0 ft <sup>2</sup>	Crack Seal	240 ft				
	Inlet Marker	AC Repair	0 ton						
	Inlet Protection								
	Traffic Loops @								
	Comments	TYPE 1							
1188-A4	KIBBINGS RD	BEGIN	HALF MILE DR	1	Residential	210 ft	33 ft	6930 ft <sup>2</sup>	
	Hump Removal	AC Repair Area	0 ft <sup>2</sup>	Crack Seal	693 ft				
	Inlet Marker 1 ea	AC Repair	0 ton						
	Inlet Protection 1 ea								
	Traffic Loops @								
	Comments	Type 1							

Filter (Work Order Number is equal to "FY14-S2")  
Sort [..\Thomas Bros Map Page] Ascending

TB Map Page	Street Name	From	To	Council District	Functional Class	Length	Width	Area	Trash Day
1188-A4	HALF MILE DR	TIVERTON RD	LANDFAIR RD	1	Major	416 ft	35 ft	14560 ft <sup>2</sup>	
	Hump Removal	AC Repair Area	0 ft <sup>2</sup>	Crack Seal	1456 ft				
	Inlet Marker 1 ea	AC Repair	0 ton						
	Inlet Protection 1 ea								
	Traffic Loops @								
	Comments Type 1 Slurry								
1188-A4	DERBY BLUFFS WY	BEGIN	OLD EL CAM REAL	1	Residential	130 ft	30 ft	3900 ft <sup>2</sup>	
	Hump Removal	AC Repair Area	0 ft <sup>2</sup>	Crack Seal	390 ft				
	Inlet Marker 1 ea	AC Repair	0 ton						
	Inlet Protection 1 ea								
	Traffic Loops @								
	Comments TYPE 1								
1188-A4	HALF MILE DR	LANDFAIR RD	EL CAM REAL	1	Major	260 ft	36 ft	9360 ft <sup>2</sup>	
	Hump Removal	AC Repair Area	0 ft <sup>2</sup>	Crack Seal	936 ft				
	Inlet Marker 1 ea	AC Repair	0 ton						
	Inlet Protection 1 ea								
	Traffic Loops @ 6 ea								
	Comments Type 1								
1188-A4	DERBY DOWNS RD	DERBY DOWNS CT	OLD EL CAM REAL	1	Residential	280 ft	30 ft	8400 ft <sup>2</sup>	
	Hump Removal	AC Repair Area	200 ft <sup>2</sup>	Crack Seal	840 ft				
	Inlet Marker 2 ea	AC Repair	16 ton						
	Inlet Protection 2 ea								
	Traffic Loops @								
	Comments TYPE 1								

Filter (Work Order Number is equal to "FY14-S2")  
Sort [...\Thomas Bros Map Page] Ascending

TB Map Page	Street Name	From	To	Council District	Functional Class	Length	Width	Area	Trash Day
1188-A4	TRENTO PL	OLD EL CAM REAL	MODENA PL	1	Residential	280 ft	30 ft	8400 ft <sup>2</sup>	
	Hump Removal	AC Repair Area	0 ft <sup>2</sup>	Crack Seal	840 ft				
	Inlet Marker 1 ea	AC Repair	0 ton						
	Inlet Protection 1 ea								
	Traffic Loops @								
	Comments	TYPE 1							
1188-A4	CRESTSTONE PL	BEGIN	HARTFIELD AV	1	Residential	200 ft	28 ft	5600 ft <sup>2</sup>	
	Hump Removal	AC Repair Area	0 ft <sup>2</sup>	Crack Seal	560 ft				
	Inlet Marker	AC Repair	0 ton						
	Inlet Protection								
	Traffic Loops @								
	Comments	type 1							
1188-A4	WYNDHAVEN DR	TIVERTON RD	HALF MILE DR	1	Major	930 ft	48 ft	44640 ft <sup>2</sup>	
	Hump Removal	AC Repair Area	0 ft <sup>2</sup>	Crack Seal	4464 ft				
	Inlet Marker 3 ea	AC Repair	0 ton						
	Inlet Protection 3 ea								
	Traffic Loops @								
	Comments	TYPE 1							
1188-A4	WINDSWEPT TR	LANDFAIR RD	END	1	Residential	330 ft	30 ft	9900 ft <sup>2</sup>	
	Hump Removal	AC Repair Area	0 ft <sup>2</sup>	Crack Seal	990 ft				
	Inlet Marker 1 ea	AC Repair	0 ton						
	Inlet Protection 1 ea								
	Traffic Loops @								
	Comments	TYPE 1							

Filter (Work Order Number is equal to "FY14-S2")  
Sort [.\Thomas Bros Map Page] Ascending

TB Map Page	Street Name	From	To	Council District	Functional Class	Length	Width	Area	Trash Day
1188-A4	LANDFAIR RD	WINDSWEPT TR	HALF MILE DR	1	Residential	768 ft	33 ft	25344 ft <sup>2</sup>	
	Hump Removal	AC Repair Area	0 ft <sup>2</sup>	Crack Seal	2534 ft				
	Inlet Marker 2 ea	AC Repair	0 ton						
	Inlet Protection 2 ea								
	Traffic Loops @								
	Comments	Type 1							
1188-A4	VIA VIEJO	TORREY HILL LN	END	1	Residential	245 ft	30 ft	7350 ft <sup>2</sup>	
	Hump Removal	AC Repair Area	0 ft <sup>2</sup>	Crack Seal	735 ft				
	Inlet Marker 1 ea	AC Repair	0 ton						
	Inlet Protection 1 ea								
	Traffic Loops @								
	Comments								
1188-A4	BENCHLEY RD	GAFFNEY CT	GRAYSON DR	1	Residential	1075 ft	33 ft	35475 ft <sup>2</sup>	
	Hump Removal	AC Repair Area	0 ft <sup>2</sup>	Crack Seal	3548 ft				
	Inlet Marker 3 ea	AC Repair	0 ton						
	Inlet Protection 3 ea								
	Traffic Loops @								
	Comments								
1188-A4	HESTON PL	BEGIN	KIBBINGS RD	1	Residential	480 ft	33 ft	15840 ft <sup>2</sup>	
	Hump Removal	AC Repair Area	0 ft <sup>2</sup>	Crack Seal	1584 ft				
	Inlet Marker 1 ea	AC Repair	0 ton						
	Inlet Protection 1 ea								
	Traffic Loops @								
	Comments								

Filter (Work Order Number is equal to "FY14-S2")  
Sort [...\Thomas Bros Map Page] Ascending



TB Map Page	Street Name	From	To	Council District	Functional Class	Length	Width	Area	Trash Day
1188-A4	TIVERTON RD	WYNDHAVEN DR	HALF MILE DR	1	Residential	1400 ft	25 ft	35000 ft <sup>2</sup>	
	<b>Hump Removal</b>	<b>AC Repair Area</b>	0 ft <sup>2</sup>	<b>Crack Seal</b>	3500 ft				
	<b>Inlet Marker</b> 8 ea	<b>AC Repair</b>	0 ton						
	<b>Inlet Protection</b> 8 ea								
	Traffic Loops @								
	<b>Comments</b> Type 1 Slurry								
1188-A4	HALF MILE DR	HIGH BLUFF DR	TIVERTON RD	1	Major	280 ft	40 ft	11200 ft <sup>2</sup>	
	<b>Hump Removal</b>	<b>AC Repair Area</b>	0 ft <sup>2</sup>	<b>Crack Seal</b>	1120 ft				
	<b>Inlet Marker</b> 1 ea	<b>AC Repair</b>	0 ton						
	<b>Inlet Protection</b> 1 ea								
	Traffic Loops @								
	<b>Comments</b> TYPE 1								
1188-A4	OLD EL CAM REAL	DERBY BLUFFS WY	TORREY HILL LN	1	Residential	230 ft	30 ft	6900 ft <sup>2</sup>	
	<b>Hump Removal</b>	<b>AC Repair Area</b>	0 ft <sup>2</sup>	<b>Crack Seal</b>	690 ft				
	<b>Inlet Marker</b> 1 ea	<b>AC Repair</b>	0 ton						
	<b>Inlet Protection</b> 1 ea								
	Traffic Loops @								
	<b>Comments</b> TYPE 1								
1188-A4	PHILDEL ST	HALF MILE DR	GRAYSON DR	1	Major	780 ft	33 ft	25740 ft <sup>2</sup>	
	<b>Hump Removal</b>	<b>AC Repair Area</b>	0 ft <sup>2</sup>	<b>Crack Seal</b>	2574 ft				
	<b>Inlet Marker</b> 2 ea	<b>AC Repair</b>	0 ton						
	<b>Inlet Protection</b> 2 ea								
	Traffic Loops @								
	<b>Comments</b> TYPE 1								

Filter (Work Order Number is equal to "FY14-S2")  
Sort [..\Thomas Bros Map Page] Ascending

TB Map Page	Street Name	From	To	Council District	Functional Class	Length	Width	Area	Trash Day
1188-A4	TREVISO CT	BEGIN	MODENA PL	1	Residential	150 ft	30 ft	4500 ft <sup>2</sup>	
	<b>Hump Removal</b>	<b>AC Repair Area</b>	0 ft <sup>2</sup>	<b>Crack Seal</b>	450 ft				
	<b>Inlet Marker</b> 1 ea	<b>AC Repair</b>	0 ton						
	<b>Inlet Protection</b> 1 ea								
	Traffic Loops @								
	<b>Comments</b> TYPE 1								
1188-A4	OLD EL CAM REAL	DERBY DOWNS RD	TRENTO PL	1	Residential	380 ft	30 ft	11400 ft <sup>2</sup>	
	<b>Hump Removal</b>	<b>AC Repair Area</b>	0 ft <sup>2</sup>	<b>Crack Seal</b>	1140 ft				
	<b>Inlet Marker</b> 1 ea	<b>AC Repair</b>	0 ton						
	<b>Inlet Protection</b> 1 ea								
	Traffic Loops @								
	<b>Comments</b> TYPE 1								
1188-A4	TORREY HILL LN	OLD EL CAM REAL	VIA VIEJO	1	Residential	280 ft	30 ft	8400 ft <sup>2</sup>	
	<b>Hump Removal</b>	<b>AC Repair Area</b>	0 ft <sup>2</sup>	<b>Crack Seal</b>	840 ft				
	<b>Inlet Marker</b> 1 ea	<b>AC Repair</b>	0 ton						
	<b>Inlet Protection</b> 1 ea								
	Traffic Loops @								
	<b>Comments</b>								
1188-A4	TORREY HILL CT	TORREY HILL LN	END	1	Residential	120 ft	30 ft	3600 ft <sup>2</sup>	
	<b>Hump Removal</b>	<b>AC Repair Area</b>	0 ft <sup>2</sup>	<b>Crack Seal</b>	360 ft				
	<b>Inlet Marker</b>	<b>AC Repair</b>	0 ton						
	<b>Inlet Protection</b>								
	Traffic Loops @								
	<b>Comments</b> TYPE 1								

Filter (Work Order Number is equal to "FY14-S2")  
Sort [...\Thomas Bros Map Page] Ascending

TB Map Page	Street Name	From	To	Council District	Functional Class	Length	Width	Area	Trash Day
1188-A4	DERBY DOWNS RD	EL CAM REAL	DERBY DOWNS CT	1	Residential	185 ft	30 ft	5550 ft <sup>2</sup>	
	Hump Removal	AC Repair Area	200 ft <sup>2</sup>	Crack Seal	555 ft				
	Inlet Marker 2 ea	AC Repair	16 ton						
	Inlet Protection 2 ea								
	Traffic Loops @								
	Comments	TYPE 1							
1188-A4	KIBBINGS RD	HESTON PL	JARMAN PL	1	Residential	324 ft	33 ft	10692 ft <sup>2</sup>	
	Hump Removal	AC Repair Area	0 ft <sup>2</sup>	Crack Seal	1069 ft				
	Inlet Marker 1 ea	AC Repair	0 ton						
	Inlet Protection 1 ea								
	Traffic Loops @								
	Comments	TYPE 1							
1188-A4	GAFFNEY CT	BENCHLEY RD	END	1	Residential	520 ft	33 ft	17160 ft <sup>2</sup>	
	Hump Removal	AC Repair Area	0 ft <sup>2</sup>	Crack Seal	1716 ft				
	Inlet Marker 2 ea	AC Repair	0 ton						
	Inlet Protection 2 ea								
	Traffic Loops @								
	Comments	TYPE 1							
1188-A4	NEWCREST PT	LANDFAIR RD	END	1	Residential	590 ft	33 ft	19470 ft <sup>2</sup>	
	Hump Removal	AC Repair Area	0 ft <sup>2</sup>	Crack Seal	1947 ft				
	Inlet Marker 2 ea	AC Repair	0 ton						
	Inlet Protection 2 ea								
	Traffic Loops @								
	Comments	TYPE 1							

Filter (Work Order Number is equal to "FY14-S2")  
Sort [..\Thomas Bros Map Page] Ascending

TB Map Page	Street Name	From	To	Council District	Functional Class	Length	Width	Area	Trash Day
1188-A4	TORREY HILL LN	BEGIN	OLD EL CAM REAL	1	Residential	260 ft	30 ft	7800 ft <sup>2</sup>	
	Hump Removal	AC Repair Area	0 ft <sup>2</sup>	Crack Seal	780 ft				
	Inlet Marker 1 ea	AC Repair	0 ton						
	Inlet Protection 1 ea								
	Traffic Loops @								
	Comments	TYPE 1							
1188-A4	VERNAZZA CT	BEGIN	MODENA PL	1	Residential	140 ft	30 ft	4200 ft <sup>2</sup>	
	Hump Removal	AC Repair Area	0 ft <sup>2</sup>	Crack Seal	420 ft				
	Inlet Marker	AC Repair	0 ton						
	Inlet Protection								
	Traffic Loops @								
	Comments	TYPE 1							
1188-A4	DERBY DOWNS CT	DERBY DOWNS RD	END	1	Residential	290 ft	30 ft	8700 ft <sup>2</sup>	
	Hump Removal	AC Repair Area	0 ft <sup>2</sup>	Crack Seal	870 ft				
	Inlet Marker 2 ea	AC Repair	0 ton						
	Inlet Protection 2 ea								
	Traffic Loops @								
	Comments								
1188-A4	TORREY HILL LN	VIA VIEJO	TORREY HILL CT	1	Residential	240 ft	30 ft	7200 ft <sup>2</sup>	
	Hump Removal	AC Repair Area	0 ft <sup>2</sup>	Crack Seal	720 ft				
	Inlet Marker	AC Repair	0 ton						
	Inlet Protection								
	Traffic Loops @								
	Comments	TYPE 1							

Filter (Work Order Number is equal to "FY14-S2")  
Sort [..\Thomas Bros Map Page] Ascending

TB Map Page	Street Name	From	To	Council District	Functional Class	Length	Width	Area	Trash Day
1188-A4	HARTFIELD AV	CRESTSTONE PL	HALF MILE DR	1	Major	520 ft	33 ft	17160 ft <sup>2</sup>	
	Hump Removal	AC Repair Area	0 ft <sup>2</sup>	Crack Seal	1716 ft				
	Inlet Marker 1 ea	AC Repair	0 ton						
	Inlet Protection 1 ea								
	Traffic Loops @								
	Comments								
1188-A4	KIBBINGS RD	HALF MILE DR	HESTON PL	1	Residential	570 ft	33 ft	18810 ft <sup>2</sup>	
	Hump Removal	AC Repair Area	0 ft <sup>2</sup>	Crack Seal	1881 ft				
	Inlet Marker 1 ea	AC Repair	0 ton						
	Inlet Protection 1 ea								
	Traffic Loops @								
	Comments	Type 1							
1188-A5	BENCHLEY RD	AMBERVALE TR	GAFFNEY CT	1	Residential	260 ft	33 ft	8580 ft <sup>2</sup>	
	Hump Removal	AC Repair Area	0 ft <sup>2</sup>	Crack Seal	858 ft				
	Inlet Marker	AC Repair	0 ton						
	Inlet Protection								
	Traffic Loops @								
	Comments	Type 1 Slurry							
1188-A5	HARTFIELD AV	CARMEL COUNTRY RD	QUARTER MILE DR	1	Major	467 ft	76 ft	35492 ft <sup>2</sup>	
	Hump Removal	AC Repair Area	0 ft <sup>2</sup>	Crack Seal	3549 ft				
	Inlet Marker 1 ea	AC Repair	0 ton						
	Inlet Protection 1 ea								
	Traffic Loops @	9 ea							
	Comments	Type 1 Slurry							

Filter (Work Order Number is equal to "FY14-S2")  
Sort [..\Thomas Bros Map Page] Ascending

TB Map Page	Street Name	From	To	Council District	Functional Class	Length	Width	Area	Trash Day
1188-A5	WYNDHAVEN DR	LONG RUN DR	BERRYFIELD CT	1	Major	190 ft	33 ft	6270 ft <sup>2</sup>	
	Hump Removal	AC Repair Area	0 ft <sup>2</sup>	Crack Seal	627 ft				
	Inlet Marker 1 ea	AC Repair	0 ton						
	Inlet Protection 1 ea								
	Traffic Loops @								
	Comments Type 1 Slurry								
1188-A5	AMBERVALE TR	BENCHLEY RD	END	1	Residential	200 ft	33 ft	6600 ft <sup>2</sup>	
	Hump Removal	AC Repair Area	0 ft <sup>2</sup>	Crack Seal	660 ft				
	Inlet Marker	AC Repair	0 ton						
	Inlet Protection								
	Traffic Loops @								
	Comments Type 1 Slurry								
1188-A5	HARTFIELD AV	TORRINGTON ST	TYNEBOURNE CR	1	Major	226 ft	38 ft	8588 ft <sup>2</sup>	
	Hump Removal	AC Repair Area	0 ft <sup>2</sup>	Crack Seal	859 ft				
	Inlet Marker 1 ea	AC Repair	0 ton						
	Inlet Protection 1 ea								
	Traffic Loops @								
	Comments Type 1 Slurry								
1188-A5	WYNDHAVEN DR	BERRYFIELD CT	TIVERTON RD	1	Major	460 ft	33 ft	15180 ft <sup>2</sup>	
	Hump Removal	AC Repair Area	0 ft <sup>2</sup>	Crack Seal	1518 ft				
	Inlet Marker 1 ea	AC Repair	0 ton						
	Inlet Protection 1 ea								
	Traffic Loops @								
	Comments								

Filter (Work Order Number is equal to "FY14-S2")  
Sort [..\Thomas Bros Map Page] Ascending

08/12/2014  
34 of 108

TB Map Page	Street Name	From	To	Council District	Functional Class	Length	Width	Area	Trash Day
1188-A5	BERRYFIELD CT	WYNDHAVEN DR	END	1	Residential	486 ft	33 ft	16038 ft <sup>2</sup>	
	<b>Hump Removal</b>	<b>AC Repair Area</b>	0 ft <sup>2</sup>	<b>Crack Seal</b>	1604 ft				
	<b>Inlet Marker</b> 1 ea	<b>AC Repair</b>	0 ton						
	<b>Inlet Protection</b> 1 ea								
	Traffic Loops @								
	<b>Comments</b> Type 1 Slurry								
1188-A5	TYNEBOURNE CR	BENCHLEY RD	BENCHLEY RD	1	Residential	1400 ft	33 ft	46200 ft <sup>2</sup>	
	<b>Hump Removal</b>	<b>AC Repair Area</b>	0 ft <sup>2</sup>	<b>Crack Seal</b>	4620 ft				
	<b>Inlet Marker</b> 1 ea	<b>AC Repair</b>	0 ton						
	<b>Inlet Protection</b> 1 ea								
	Traffic Loops @								
	<b>Comments</b> Type 1 Slurry								
1188-A5	HARTFIELD AV	TYNEBOURNE CR	BANFIELD LN	1	Major	266 ft	38 ft	10108 ft <sup>2</sup>	
	<b>Hump Removal</b>	<b>AC Repair Area</b>	0 ft <sup>2</sup>	<b>Crack Seal</b>	1011 ft				
	<b>Inlet Marker</b> 1 ea	<b>AC Repair</b>	0 ton						
	<b>Inlet Protection</b> 1 ea								
	Traffic Loops @								
	<b>Comments</b> Type 1 Slurry								
1188-A5	LONG RUN DR	BERNWOOD PL	QUARTER MILE DR	1	Major	280 ft	33 ft	9240 ft <sup>2</sup>	
	<b>Hump Removal</b>	<b>AC Repair Area</b>	0 ft <sup>2</sup>	<b>Crack Seal</b>	924 ft				
	<b>Inlet Marker</b> 1 ea	<b>AC Repair</b>	0 ton						
	<b>Inlet Protection</b> 1 ea								
	Traffic Loops @								
	<b>Comments</b> Type 1 Slurry								

Filter (Work Order Number is equal to "FY14-S2")  
Sort [..\Thomas Bros Map Page] Ascending

TB Map Page	Street Name	From	To	Council District	Functional Class	Length	Width	Area	Trash Day
1188-A5	HARTFIELD AV	QUARTER MILE DR	TORRINGTON ST	1	Major	277 ft	70 ft	19390 ft <sup>2</sup>	
	Hump Removal	AC Repair Area	0 ft <sup>2</sup>	Crack Seal	1939 ft				
	Inlet Marker 1 ea	AC Repair	0 ton						
	Inlet Protection 1 ea								
	Traffic Loops @								
	Comments Type 1 Slurry								
1188-A5	BENCHLEY RD	TYNEBOURNE CR	AMBERVALE TR	1	Residential	245 ft	33 ft	8085 ft <sup>2</sup>	
	Hump Removal	AC Repair Area	0 ft <sup>2</sup>	Crack Seal	808 ft				
	Inlet Marker 1 ea	AC Repair	0 ton						
	Inlet Protection 1 ea								
	Traffic Loops @								
	Comments Type 1 Slurry								
1188-A5	HARTFIELD AV	BANFIELD LN	CRESTSTONE PL	1	Major	509 ft	38 ft	19342 ft <sup>2</sup>	
	Hump Removal	AC Repair Area	0 ft <sup>2</sup>	Crack Seal	1934 ft				
	Inlet Marker	AC Repair	0 ton						
	Inlet Protection								
	Traffic Loops @								
	Comments Type 1 Slurry								
1188-A5	TYNEBOURNE CR	HARTFIELD AV	BENCHLEY RD	1	Residential	170 ft	33 ft	5610 ft <sup>2</sup>	
	Hump Removal	AC Repair Area	0 ft <sup>2</sup>	Crack Seal	561 ft				
	Inlet Marker 1 ea	AC Repair	0 ton						
	Inlet Protection 1 ea								
	Traffic Loops @								
	Comments Type 1 Slurry								

Filter (Work Order Number is equal to "FY14-S2")  
Sort [..\Thomas Bros Map Page] Ascending



TB Map Page	Street Name	From	To	Council District	Functional Class	Length	Width	Area	Trash Day
1188-A5	LONG RUN DR	KINSELLA PT	BERNWOOD PL	1	Major	520 ft	33 ft	17160 ft <sup>2</sup>	
	Hump Removal	AC Repair Area	0 ft <sup>2</sup>	Crack Seal	1716 ft				
	Inlet Marker 1 ea	AC Repair	0 ton						
	Inlet Protection 1 ea								
	Traffic Loops @								
	Comments	TYPE 1							
1188-A5	TORRINGTON ST	HARTFIELD AV	GRAYSON DR	1	Major	1890 ft	38 ft	71820 ft <sup>2</sup>	
	Hump Removal	AC Repair Area	0 ft <sup>2</sup>	Crack Seal	7182 ft				
	Inlet Marker 3 ea	AC Repair	0 ton						
	Inlet Protection 3 ea								
	Traffic Loops @								
	Comments	Type 1 Slurry							
1188-A7	CARMEL POINTE	CARMEL BROOKS WY	END	1	Residential	280 ft	30 ft	8400 ft <sup>2</sup>	
	Hump Removal	AC Repair Area	0 ft <sup>2</sup>	Crack Seal	840 ft				
	Inlet Marker 1 ea	AC Repair	0 ton						
	Inlet Protection 1 ea								
	Traffic Loops @								
	Comments	TYPE 1							
1188-A7	CARMEL PARK DR	DEL MAR MEADOWS	CYPRESS DEL MAR	1	Major	240 ft	40 ft	9600 ft <sup>2</sup>	
	Hump Removal	AC Repair Area	0 ft <sup>2</sup>	Crack Seal	960 ft				
	Inlet Marker 1 ea	AC Repair	0 ton						
	Inlet Protection 1 ea								
	Traffic Loops @								
	Comments								

Filter (Work Order Number is equal to "FY14-S2")  
Sort [..\Thomas Bros Map Page] Ascending

TB Map Page	Street Name	From	To	Council District	Functional Class	Length	Width	Area	Trash Day
1188-A7	CARMEL CAPE	CARMEL BROOKS WY	CARMEL SPRINGS WY	1	Residential	520 ft	32 ft	16640 ft <sup>2</sup>	
	Hump Removal	AC Repair Area	0 ft <sup>2</sup>	Crack Seal	1664 ft				
	Inlet Marker 1 ea	AC Repair	0 ton						
	Inlet Protection 1 ea								
	Traffic Loops @								
	Comments	TYPE 1							
1188-A7	DEL MAR OAKS	BEGIN	DEL MAR GLEN	1	Residential	240 ft	30 ft	7200 ft <sup>2</sup>	
	Hump Removal	AC Repair Area	0 ft <sup>2</sup>	Crack Seal	720 ft				
	Inlet Marker 1 ea	AC Repair	0 ton						
	Inlet Protection 1 ea								
	Traffic Loops @								
	Comments	TYPE 1							
1188-A7	CARMEL PARK DR	CYPRESS DEL MAR	DEL MAR GLEN	1	Major	450 ft	40 ft	18000 ft <sup>2</sup>	
	Hump Removal	AC Repair Area	0 ft <sup>2</sup>	Crack Seal	1800 ft				
	Inlet Marker 2 ea	AC Repair	0 ton						
	Inlet Protection 2 ea								
	Traffic Loops @								
	Comments	TYPE 1							
1188-A7	DEL MAR MEADOWS	BEGIN	CARMEL PARK DR	1	Residential	220 ft	30 ft	6600 ft <sup>2</sup>	
	Hump Removal	AC Repair Area	0 ft <sup>2</sup>	Crack Seal	660 ft				
	Inlet Marker 1 ea	AC Repair	0 ton						
	Inlet Protection 1 ea								
	Traffic Loops @								
	Comments	TYPE 1							

Filter (Work Order Number is equal to "FY14-S2")  
Sort [..\Thomas Bros Map Page] Ascending

TB Map Page	Street Name	From	To	Council District	Functional Class	Length	Width	Area	Trash Day
1188-A7	DEL MAR GLEN	DEL MAR OAKS	CARMEL PARK DR	1	Residential	180 ft	30 ft	5400 ft <sup>2</sup>	
	Hump Removal	AC Repair Area	0 ft <sup>2</sup>	Crack Seal	540 ft				
	Inlet Marker 1 ea	AC Repair	0 ton						
	Inlet Protection 1 ea								
	Traffic Loops @								
	Comments	TYPE 1							
1188-A7	CARMEL BROOKS WY	CARMEL POINTE	CARMEL PARK DR	1	Residential	190 ft	32 ft	6080 ft <sup>2</sup>	
	Hump Removal	AC Repair Area	0 ft <sup>2</sup>	Crack Seal	608 ft				
	Inlet Marker 1 ea	AC Repair	0 ton						
	Inlet Protection 1 ea								
	Traffic Loops @								
	Comments	TYPE 1							
1188-A7	CYPRESS DEL MAR	BEGIN	CARMEL PARK DR	1	Residential	200 ft	30 ft	6000 ft <sup>2</sup>	
	Hump Removal	AC Repair Area	0 ft <sup>2</sup>	Crack Seal	600 ft				
	Inlet Marker 1 ea	AC Repair	0 ton						
	Inlet Protection 1 ea								
	Traffic Loops @								
	Comments								
1188-A7	CARMEL GROVE RD	CARMEL CREEK RD	CARMEL PARK DR	1	Major	600 ft	20 ft	12000 ft <sup>2</sup>	
	Hump Removal	AC Repair Area	0 ft <sup>2</sup>	Crack Seal	1200 ft				
	Inlet Marker 2 ea	AC Repair	0 ton						
	Inlet Protection 2 ea								
	Traffic Loops @								
	Comments	TYPE 1							

Filter (Work Order Number is equal to "FY14-S2")  
Sort [..\Thomas Bros Map Page] Ascending

FY 14 - Slurry Seal Group 2 - Appendix E - Location List - Volume 1 of 2 (Rev. Jun. 2014)

TB Map Page	Street Name	From	To	Council District	Functional Class	Length	Width	Area	Trash Day
1188-A7	DEL MAR GLEN	BEGIN	DEL MAR OAKS	1	Residential	190 ft	30 ft	5700 ft <sup>2</sup>	
	Hump Removal	AC Repair Area	0 ft <sup>2</sup>	Crack Seal	570 ft				
	Inlet Marker 1 ea	AC Repair	0 ton						
	Inlet Protection 1 ea								
	Traffic Loops @								
	Comments	TYPE 1							
1188-A7	CARMEL PARK DR	DEL MAR GLEN	CARMEL GROVE RD	1	Major	200 ft	40 ft	8000 ft <sup>2</sup>	
	Hump Removal	AC Repair Area	0 ft <sup>2</sup>	Crack Seal	800 ft				
	Inlet Marker 1 ea	AC Repair	0 ton						
	Inlet Protection 1 ea								
	Traffic Loops @								
	Comments								
1188-A7	CARMEL SPRINGS WY	CARMEL CAPE	CARMEL PARK DR	1	Residential	310 ft	32 ft	9920 ft <sup>2</sup>	
	Hump Removal	AC Repair Area	0 ft <sup>2</sup>	Crack Seal	992 ft				
	Inlet Marker 1 ea	AC Repair	0 ton						
	Inlet Protection 1 ea								
	Traffic Loops @								
	Comments	TYPE 1							
1188-A7	CARMEL BROOKS WY	CARMEL CAPE	CARMEL POINTE	1	Residential	240 ft	32 ft	7680 ft <sup>2</sup>	
	Hump Removal	AC Repair Area	0 ft <sup>2</sup>	Crack Seal	768 ft				
	Inlet Marker 1 ea	AC Repair	0 ton						
	Inlet Protection 1 ea								
	Traffic Loops @								
	Comments	TYPE 1							

Filter (Work Order Number is equal to "FY14-S2")  
Sort [...\Thomas Bros Map Page] Ascending

TB Map Page	Street Name	From	To	Council District	Functional Class	Length	Width	Area	Trash Day
1188-B4	CAPSTONE DR	HAXTON PL	GRAYSON DR	1	Residential	980 ft	36 ft	35280 ft <sup>2</sup>	
	Hump Removal	AC Repair Area	0 ft <sup>2</sup>	Crack Seal	3528 ft				
	Inlet Marker 4 ea	AC Repair	0 ton						
	Inlet Protection 4 ea								
	Traffic Loops @								
	Comments	TYPE 1							
1188-B4	HAXTON PL	BEGIN	CAPSTONE DR	1	Residential	380 ft	30 ft	11400 ft <sup>2</sup>	
	Hump Removal	AC Repair Area	0 ft <sup>2</sup>	Crack Seal	1140 ft				
	Inlet Marker 1 ea	AC Repair	0 ton						
	Inlet Protection 1 ea								
	Traffic Loops @								
	Comments	TYPE 1							
1188-B4	RIVERTON PL	BEGIN	NORCROFT RD	1	Residential	200 ft	30 ft	6000 ft <sup>2</sup>	
	Hump Removal	AC Repair Area	0 ft <sup>2</sup>	Crack Seal	600 ft				
	Inlet Marker 1 ea	AC Repair	0 ton						
	Inlet Protection 1 ea								
	Traffic Loops @								
	Comments	TYPE 1							
1188-B4	NORCROFT RD	RIVERTON PL	GRAYSON DR	1	Residential	340 ft	36 ft	12240 ft <sup>2</sup>	
	Hump Removal	AC Repair Area	0 ft <sup>2</sup>	Crack Seal	1224 ft				
	Inlet Marker 1 ea	AC Repair	0 ton						
	Inlet Protection 1 ea								
	Traffic Loops @								
	Comments	TYPE 1							

Filter (Work Order Number is equal to "FY14-S2")  
Sort [..\Thomas Bros Map Page] Ascending

TB Map Page	Street Name	From	To	Council District	Functional Class	Length	Width	Area	Trash Day
1188-B4	NORCROFT RD	CAPSTONE DR	RIVERTON PL	1	Residential	230 ft	36 ft	8280 ft <sup>2</sup>	
	Hump Removal	AC Repair Area	0 ft <sup>2</sup>	Crack Seal	828 ft				
	Inlet Marker 1 ea	AC Repair	0 ton						
	Inlet Protection 1 ea								
	Traffic Loops @								
	Comments	TYPE 1							
1188-B5	CAMARENA RD	KERWOOD CT	STURGEON CT	1	Major	300 ft	40 ft	12000 ft <sup>2</sup>	
	Hump Removal	AC Repair Area	0 ft <sup>2</sup>	Crack Seal	1200 ft				
	Inlet Marker 1 ea	AC Repair	0 ton						
	Inlet Protection 1 ea								
	Traffic Loops @								
	Comments	TYPE 1							
1188-B5	SUNSET BLUFFS WY	BEGIN	PINE MEADOW CT	1	Residential	220 ft	28 ft	6160 ft <sup>2</sup>	
	Hump Removal	AC Repair Area	0 ft <sup>2</sup>	Crack Seal	616 ft				
	Inlet Marker 1 ea	AC Repair	0 ton						
	Inlet Protection 1 ea								
	Traffic Loops @								
	Comments	TYPE 1							
1188-B5	GRAYDON RD	FEDERMAN LN	CAMARENA RD	1	Major	530 ft	40 ft	21200 ft <sup>2</sup>	
	Hump Removal	AC Repair Area	0 ft <sup>2</sup>	Crack Seal	2120 ft				
	Inlet Marker 1 ea	AC Repair	0 ton						
	Inlet Protection 1 ea								
	Traffic Loops @								
	Comments	TYPE 1							

Filter (Work Order Number is equal to "FY14-S2")  
Sort [..\Thomas Bros Map Page] Ascending

TB Map Page	Street Name	From	To	Council District	Functional Class	Length	Width	Area	Trash Day
1188-B5	GRAYDON RD	CAMARENA RD	CRISTALLO PL	1	Major	480 ft	40 ft	19200 ft <sup>2</sup>	
	Hump Removal	AC Repair Area	0 ft <sup>2</sup>	Crack Seal	1920 ft				
	Inlet Marker 1 ea	AC Repair	0 ton						
	Inlet Protection 1 ea								
	Traffic Loops @								
	Comments	TYPE 1							
1188-B5	GRAYDON RD	LANSDALE DR	CLAYMONT CT	1	Major	480 ft	40 ft	19200 ft <sup>2</sup>	
	Hump Removal	AC Repair Area	0 ft <sup>2</sup>	Crack Seal	1920 ft				
	Inlet Marker 1 ea	AC Repair	0 ton						
	Inlet Protection 1 ea								
	Traffic Loops @								
	Comments	TYPE 1							
1188-B5	KERWOOD CT	BEGIN	CAMARENA RD	1	Residential	400 ft	26 ft	10400 ft <sup>2</sup>	
	Hump Removal	AC Repair Area	0 ft <sup>2</sup>	Crack Seal	1040 ft				
	Inlet Marker 1 ea	AC Repair	0 ton						
	Inlet Protection 1 ea								
	Traffic Loops @								
	Comments	TYPE 1							
1188-B5	KERWOOD CT	CAMARENA RD	END	1	Residential	620 ft	28 ft	17360 ft <sup>2</sup>	
	Hump Removal	AC Repair Area	0 ft <sup>2</sup>	Crack Seal	1736 ft				
	Inlet Marker 1 ea	AC Repair	0 ton						
	Inlet Protection 1 ea								
	Traffic Loops @								
	Comments	TYPE 1							

Filter (Work Order Number is equal to "FY14-S2")  
Sort [..\Thomas Bros Map Page] Ascending

08/12/2014  
43 of 108

TB Map Page	Street Name	From	To	Council District	Functional Class	Length	Width	Area	Trash Day
1188-B5	CAMARENA RD	STURGEON CT	GRAYDON RD	1	Major	200 ft	40 ft	8000 ft <sup>2</sup>	
	Hump Removal	AC Repair Area	0 ft <sup>2</sup>	Crack Seal	800 ft				
	Inlet Marker	AC Repair	0 ton						
	Inlet Protection								
	Traffic Loops @								
	Comments	TYPE 1							
1188-B5	FEDERMAN LN	QUINNEL CT	PERCY CT	1	Residential	400 ft	36 ft	14400 ft <sup>2</sup>	
	Hump Removal	AC Repair Area	0 ft <sup>2</sup>	Crack Seal	1440 ft				
	Inlet Marker 1 ea	AC Repair	0 ton						
	Inlet Protection 1 ea								
	Traffic Loops @								
	Comments	TYPE 1							
1188-B5	MC GUIRE DR	CARMEL COUNTRY RD	CARMEL CREEK RD	1	Prime	630 ft	40 ft	25200 ft <sup>2</sup>	
	Hump Removal	AC Repair Area	0 ft <sup>2</sup>	Crack Seal	2520 ft				
	Inlet Marker 1 ea	AC Repair	0 ton						
	Inlet Protection 1 ea								
	Traffic Loops @								
	Comments	TYPE 1							
1188-B5	CAMARENA RD	CTE FAVOR	KERWOOD CT	1	Major	320 ft	40 ft	12800 ft <sup>2</sup>	
	Hump Removal	AC Repair Area	0 ft <sup>2</sup>	Crack Seal	1280 ft				
	Inlet Marker 1 ea	AC Repair	0 ton						
	Inlet Protection 1 ea								
	Traffic Loops @								
	Comments	TYPE 1							

Filter (Work Order Number is equal to "FY14-S2")  
Sort [...\Thomas Bros Map Page] Ascending



TB Map Page	Street Name	From	To	Council District	Functional Class	Length	Width	Area	Trash Day
1188-B5	STURGEON CT	CAMARENA RD	END	1	Residential	550 ft	28 ft	15400 ft <sup>2</sup>	
	Hump Removal	AC Repair Area	0 ft <sup>2</sup>	Crack Seal	1540 ft				
	Inlet Marker 1 ea	AC Repair	0 ton						
	Inlet Protection 1 ea								
	Traffic Loops @								
	Comments	TYPE 1							
1188-B5	STURGEON CT	BEGIN	CAMARENA RD	1	Residential	530 ft	26 ft	13780 ft <sup>2</sup>	
	Hump Removal	AC Repair Area	0 ft <sup>2</sup>	Crack Seal	1378 ft				
	Inlet Marker 1 ea	AC Repair	0 ton						
	Inlet Protection 1 ea								
	Traffic Loops @								
	Comments	TYPE 1							
1188-B5	FEDERMAN LN	GRAYDON RD	QUINNEL CT	1	Residential	600 ft	36 ft	21600 ft <sup>2</sup>	
	Hump Removal	AC Repair Area	0 ft <sup>2</sup>	Crack Seal	2160 ft				
	Inlet Marker 1 ea	AC Repair	0 ton						
	Inlet Protection 1 ea								
	Traffic Loops @								
	Comments	TYPE 1							
1188-B5	FEDERMAN LN	PERCY CT	CRISTALLO PL	1	Residential	310 ft	36 ft	11160 ft <sup>2</sup>	
	Hump Removal	AC Repair Area	0 ft <sup>2</sup>	Crack Seal	1116 ft				
	Inlet Marker 1 ea	AC Repair	0 ton						
	Inlet Protection 1 ea								
	Traffic Loops @								
	Comments	TYPE 1							

Filter (Work Order Number is equal to "FY14-S2")  
Sort [..\Thomas Bros Map Page] Ascending

TB Map Page	Street Name	From	To	Council District	Functional Class	Length	Width	Area	Trash Day
1188-B5	TORREY BLUFF DR	CARMEL CREEK RD	GRAYDON RD	1	Major	900 ft	40 ft	36000 ft <sup>2</sup>	
	Hump Removal	AC Repair Area	0 ft <sup>2</sup>	Crack Seal	3600 ft				
	Inlet Marker 3 ea	AC Repair	0 ton						
	Inlet Protection 3 ea								
	Traffic Loops @								
	Comments	TYPE 1							
1188-B5	CTE FAVOR	CAMARENA RD	END	1	Residential	600 ft	28 ft	16800 ft <sup>2</sup>	
	Hump Removal	AC Repair Area	0 ft <sup>2</sup>	Crack Seal	1680 ft				
	Inlet Marker 1 ea	AC Repair	0 ton						
	Inlet Protection 1 ea								
	Traffic Loops @								
	Comments	TYPE 1							
1188-B5	TORREY RIDGE DR	GRAYDON RD	DEL MAR HEIGHTS RD	1	Major	550 ft	40 ft	22000 ft <sup>2</sup>	
	Hump Removal	AC Repair Area	0 ft <sup>2</sup>	Crack Seal	2200 ft				
	Inlet Marker 1 ea	AC Repair	0 ton						
	Inlet Protection 1 ea								
	Traffic Loops @								
	Comments	TYPE 1							
1188-B5	CRISTALLO PL	GRAYDON RD	FEDERMAN LN	1	Residential	220 ft	36 ft	7920 ft <sup>2</sup>	
	Hump Removal	AC Repair Area	0 ft <sup>2</sup>	Crack Seal	792 ft				
	Inlet Marker 1 ea	AC Repair	0 ton						
	Inlet Protection 1 ea								
	Traffic Loops @								
	Comments	TYPE 1							

Filter (Work Order Number is equal to "FY14-S2")  
Sort [..{Thomas Bros Map Page} Ascending

TB Map Page	Street Name	From	To	Council District	Functional Class	Length	Width	Area	Trash Day
1188-B5	GRAYDON RD	CRISTALLO PL	LANSDALE DR	1	Major	300 ft	40 ft	12000 ft²	
	Hump Removal	AC Repair Area	0 ft²	Crack Seal	1200 ft				
	Inlet Marker 1 ea	AC Repair	0 ton						
	Inlet Protection 1 ea								
	Traffic Loops @								
	Comments	TYPE 1							
1188-B5	PERCY CT	FEDERMAN LN	END	1	Residential	120 ft	30 ft	3600 ft²	
	Hump Removal	AC Repair Area	0 ft²	Crack Seal	360 ft				
	Inlet Marker 1 ea	AC Repair	0 ton						
	Inlet Protection 1 ea								
	Traffic Loops @								
	Comments	TYPE 1							
1188-B5	MENSHA PL	BEGIN	RALSTON CR	1	Residential	400 ft	28 ft	11200 ft²	
	Hump Removal	AC Repair Area	0 ft²	Crack Seal	1120 ft				
	Inlet Marker 1 ea	AC Repair	0 ton						
	Inlet Protection 1 ea								
	Traffic Loops @								
	Comments	TYPE 1							
1188-B5	LANSDALE DR	GRAYDON RD	DEL MAR HEIGHTS RD	1	Major	440 ft	40 ft	17600 ft²	
	Hump Removal	AC Repair Area	0 ft²	Crack Seal	1760 ft				
	Inlet Marker 1 ea	AC Repair	0 ton						
	Inlet Protection 1 ea								
	Traffic Loops @								
	Comments	TYPE 1							

Filter (Work Order Number is equal to "FY14-S2")  
Sort [..\Thomas Bros Map Page] Ascending

TB Map Page	Street Name	From	To	Council District	Functional Class	Length	Width	Area	Trash Day
1188-B5	CRISTALLO PL	FEDERMAN LN	END	1	Residential	100 ft	36 ft	3600 ft <sup>2</sup>	
	Hump Removal	AC Repair Area	0 ft <sup>2</sup>	Crack Seal	360 ft				
	Inlet Marker 1 ea	AC Repair	0 ton						
	Inlet Protection 1 ea								
	Traffic Loops @								
	Comments TYPE 1								
1188-B5	GRAYDON RD	TORREY BLUFF DR	FEDERMAN LN	1	Major	190 ft	40 ft	7600 ft <sup>2</sup>	
	Hump Removal	AC Repair Area	0 ft <sup>2</sup>	Crack Seal	760 ft				
	Inlet Marker 1 ea	AC Repair	0 ton						
	Inlet Protection 1 ea								
	Traffic Loops @								
	Comments TYPE 1								
1188-B5	QUINNEL CT	BEGIN	FEDERMAN LN	1	Residential	160 ft	30 ft	4800 ft <sup>2</sup>	
	Hump Removal	AC Repair Area	0 ft <sup>2</sup>	Crack Seal	480 ft				
	Inlet Marker 1 ea	AC Repair	0 ton						
	Inlet Protection 1 ea								
	Traffic Loops @								
	Comments TYPE 1								
1188-B6	LUPITA CT	BEGIN	CARMEL CENTER RD	1	Residential	300 ft	28 ft	8400 ft <sup>2</sup>	
	Hump Removal	AC Repair Area	0 ft <sup>2</sup>	Crack Seal	840 ft				
	Inlet Marker 1 ea	AC Repair	0 ton						
	Inlet Protection 1 ea								
	Traffic Loops @								
	Comments TYPE 1								

Filter (Work Order Number is equal to "FY14-S2")  
Sort [..\Thomas Bros Map Page] Ascending

TB Map Page	Street Name	From	To	Council District	Functional Class	Length	Width	Area	Trash Day
1188-B6	MISTRAL PL	FUTURA ST	END	1	Residential	370 ft	26 ft	9620 ft <sup>2</sup>	
	Hump Removal	AC Repair Area	0 ft <sup>2</sup>	Crack Seal	962 ft				
	Inlet Marker 1 ea	AC Repair	0 ton						
	Inlet Protection 1 ea								
	Traffic Loops @								
	Comments TYPE 1								
1188-B6	CARMEL CENTER RD	FUTURA ST	LUPITA CT	1	Major	260 ft	40 ft	10400 ft <sup>2</sup>	
	Hump Removal	AC Repair Area	0 ft <sup>2</sup>	Crack Seal	1040 ft				
	Inlet Marker 1 ea	AC Repair	0 ton						
	Inlet Protection 1 ea								
	Traffic Loops @								
	Comments TYPE 1								
1188-B6	CARMEL CENTER RD	LUPITA CT	CARMEL MISSION RD	1	Major	340 ft	40 ft	13600 ft <sup>2</sup>	
	Hump Removal	AC Repair Area	0 ft <sup>2</sup>	Crack Seal	1360 ft				
	Inlet Marker 1 ea	AC Repair	0 ton						
	Inlet Protection 1 ea								
	Traffic Loops @								
	Comments TYPE 1								
1188-B6	CTE FACIL	CAMARENA RD	END	1	Residential	80 ft	19 ft	1520 ft <sup>2</sup>	
	Hump Removal	AC Repair Area	0 ft <sup>2</sup>	Crack Seal	152 ft				
	Inlet Marker	AC Repair	0 ton						
	Inlet Protection								
	Traffic Loops @								
	Comments TYPE 1								

Filter (Work Order Number is equal to "FY14-S2")  
Sort [..\Thomas Bros Map Page] Ascending

08/12/2014  
49 of 108

TB Map Page	Street Name	From	To	Council District	Functional Class	Length	Width	Area	Trash Day
1188-B6	CAMARENA RD	CARMEL CENTER RD	CTE FACIL	1	Major	380 ft	19 ft	7220 ft <sup>2</sup>	
	Hump Removal	AC Repair Area	0 ft <sup>2</sup>	Crack Seal	722 ft				
	Inlet Marker	AC Repair	0 ton						
	Inlet Protection								
	Traffic Loops @								
	Comments TYPE 1								
1188-B6	HERITAGE GLEN LN	BEGIN	HERITAGE GLEN CT	1	Residential	600 ft	28 ft	16800 ft <sup>2</sup>	
	Hump Removal	AC Repair Area	0 ft <sup>2</sup>	Crack Seal	1680 ft				
	Inlet Marker 1 ea	AC Repair	0 ton						
	Inlet Protection 1 ea								
	Traffic Loops @								
	Comments TYPE 1								
1188-B6	CAMARENA RD	CTE FAMOSA	CTE FAVOR	1	Major	320 ft	19 ft	6080 ft <sup>2</sup>	
	Hump Removal	AC Repair Area	0 ft <sup>2</sup>	Crack Seal	608 ft				
	Inlet Marker 1 ea	AC Repair	0 ton						
	Inlet Protection 1 ea								
	Traffic Loops @								
	Comments TYPE 1								
1188-B6	PLAZA DE LA SIENA	CALLE DE LA SIENA	END	1	Residential	250 ft	26 ft	6500 ft <sup>2</sup>	
	Hump Removal	AC Repair Area	0 ft <sup>2</sup>	Crack Seal	650 ft				
	Inlet Marker 1 ea	AC Repair	0 ton						
	Inlet Protection 1 ea								
	Traffic Loops @								
	Comments TYPE 1								

Filter (Work Order Number is equal to "FY14-S2")  
Sort [...\Thomas Bros Map Page] Ascending

TB Map Page	Street Name	From	To	Council District	Functional Class	Length	Width	Area	Trash Day
<b>1188-B6</b>	<b>MISTRAL PL</b>	<b>BEGIN</b>	<b>FUTURA ST</b>	1	Residential	250 ft	26 ft	6500 ft <sup>2</sup>	
	<b>Hump Removal</b>		<b>AC Repair Area</b>			0 ft <sup>2</sup>		<b>Crack Seal</b> 650 ft	
	<b>Inlet Marker</b> 1 ea		<b>AC Repair</b>			0 ton			
	<b>Inlet Protection</b> 1 ea								
	Traffic Loops @								
	<b>Comments</b> TYPE 1								
<b>1188-B6</b>	<b>CARMEL CENTER RD</b>	<b>CAMARENA RD</b>	<b>CTE AL FRESCO</b>	1	Major	230 ft	40 ft	9200 ft <sup>2</sup>	
	<b>Hump Removal</b>		<b>AC Repair Area</b>			0 ft <sup>2</sup>		<b>Crack Seal</b> 920 ft	
	<b>Inlet Marker</b> 1 ea		<b>AC Repair</b>			0 ton			
	<b>Inlet Protection</b> 1 ea								
	Traffic Loops @								
	<b>Comments</b> TYPE 1								
<b>1188-B6</b>	<b>CTE FAMOSA</b>	<b>CAMARENA RD</b>	<b>END</b>	1	Residential	420 ft	28 ft	11760 ft <sup>2</sup>	
	<b>Hump Removal</b>		<b>AC Repair Area</b>			0 ft <sup>2</sup>		<b>Crack Seal</b> 1176 ft	
	<b>Inlet Marker</b> 1 ea		<b>AC Repair</b>			0 ton			
	<b>Inlet Protection</b> 1 ea								
	Traffic Loops @								
	<b>Comments</b> TYPE 1								
<b>1188-B6</b>	<b>CAM SANDOVAL</b>	<b>CARMEL CREEK RD</b>	<b>CALLE DE LA SIENA</b>	1	Residential	290 ft	36 ft	10440 ft <sup>2</sup>	
	<b>Hump Removal</b>		<b>AC Repair Area</b>			0 ft <sup>2</sup>		<b>Crack Seal</b> 1044 ft	
	<b>Inlet Marker</b>		<b>AC Repair</b>			0 ton			
	<b>Inlet Protection</b>								
	Traffic Loops @								
	<b>Comments</b> TYPE 1								

Filter (Work Order Number is equal to "FY14-S2")  
Sort [..\Thomas Bros Map Page] Ascending

TB Map Page	Street Name	From	To	Council District	Functional Class	Length	Width	Area	Trash Day
1188-B6	FUTURA ST	CARMEL CENTER RD	END	1	Residential	360 ft	28 ft	10080 ft <sup>2</sup>	
	Hump Removal	AC Repair Area	0 ft <sup>2</sup>	Crack Seal	1008 ft				
	Inlet Marker 1 ea	AC Repair	0 ton						
	Inlet Protection 1 ea								
	Traffic Loops @								
	Comments	TYPE 1							
1188-B6	CARMEL CREEK RD	CARMEL COUNTRY RD	PASEO MONTANAS	1	Major	480 ft	48 ft	23040 ft <sup>2</sup>	
	Hump Removal	AC Repair Area	0 ft <sup>2</sup>	Crack Seal	2304 ft				
	Inlet Marker 1 ea	AC Repair	0 ton						
	Inlet Protection 1 ea								
	Traffic Loops @								
	Comments	TYPE 1							
1188-B6	CARMEL CENTER RD	CARMEL CREEK RD	CAMARENA RD	1	Major	650 ft	40 ft	26000 ft <sup>2</sup>	
	Hump Removal	AC Repair Area	0 ft <sup>2</sup>	Crack Seal	2600 ft				
	Inlet Marker 1 ea	AC Repair	0 ton						
	Inlet Protection 1 ea								
	Traffic Loops @								
	Comments	TYPE 1							
1188-B6	CTE DE LA SIENA	CALLE DE LA SIENA	END	1	Residential	230 ft	26 ft	5980 ft <sup>2</sup>	
	Hump Removal	AC Repair Area	0 ft <sup>2</sup>	Crack Seal	598 ft				
	Inlet Marker 1 ea	AC Repair	0 ton						
	Inlet Protection 1 ea								
	Traffic Loops @								
	Comments	TYPE 1							

Filter (Work Order Number is equal to "FY14-S2")  
Sort [..\Thomas Bros Map Page] Ascending



TB Map Page	Street Name	From	To	Council District	Functional Class	Length	Width	Area	Trash Day
<b>1188-B6</b>	<b>CARMEL CENTER RD</b>	<b>CTE AL FRESCO</b>	<b>CTE DE LA FONDA</b>	1	Major	280 ft	40 ft	11200 ft <sup>2</sup>	
	<b>Hump Removal</b>	<b>AC Repair Area</b>	0 ft <sup>2</sup>	<b>Crack Seal</b>	1120 ft				
	<b>Inlet Marker</b> 1 ea	<b>AC Repair</b>	0 ton						
	<b>Inlet Protection</b> 1 ea								
	Traffic Loops @								
	<b>Comments</b> TYPE 1								
<b>1188-B6</b>	<b>LONE CYPRESS PL</b>	<b>BEGIN</b>	<b>CARMEL CENTER RD</b>	1	Residential	150 ft	26 ft	3900 ft <sup>2</sup>	
	<b>Hump Removal</b>	<b>AC Repair Area</b>	0 ft <sup>2</sup>	<b>Crack Seal</b>	390 ft				
	<b>Inlet Marker</b> 1 ea	<b>AC Repair</b>	0 ton						
	<b>Inlet Protection</b> 1 ea								
	Traffic Loops @								
	<b>Comments</b> TYPE 1								
<b>1188-B6</b>	<b>CARMEL CREEK RD</b>	<b>VIA CANDIDIZ</b>	<b>CARMEL CENTER RD</b>	1	Major	200 ft	48 ft	9600 ft <sup>2</sup>	
	<b>Hump Removal</b>	<b>AC Repair Area</b>	0 ft <sup>2</sup>	<b>Crack Seal</b>	960 ft				
	<b>Inlet Marker</b> 1 ea	<b>AC Repair</b>	0 ton						
	<b>Inlet Protection</b> 1 ea								
	Traffic Loops @								
	<b>Comments</b> TYPE 1								
<b>1188-B6</b>	<b>CALLE DE LA SIENA</b>	<b>PASEO MONTANAS</b>	<b>PLAZA DE LA SIENA</b>	1	Residential	300 ft	36 ft	10800 ft <sup>2</sup>	
	<b>Hump Removal</b>	<b>AC Repair Area</b>	0 ft <sup>2</sup>	<b>Crack Seal</b>	1080 ft				
	<b>Inlet Marker</b> 1 ea	<b>AC Repair</b>	0 ton						
	<b>Inlet Protection</b> 1 ea								
	Traffic Loops @								
	<b>Comments</b> TYPE 1								

Filter (Work Order Number is equal to "FY14-S2")  
Sort [..\Thomas Bros Map Page] Ascending

TB Map Page	Street Name	From	To	Council District	Functional Class	Length	Width	Area	Trash Day
1188-B6	CARMEL CREEK RD	CARMEL CENTER RD	MC GUIRE DR	1	Major	750 ft	48 ft	36000 ft <sup>2</sup>	
	<b>Hump Removal</b>	<b>AC Repair Area</b>	0 ft <sup>2</sup>	<b>Crack Seal</b>	3600 ft				
	<b>Inlet Marker</b> 3 ea	<b>AC Repair</b>	0 ton						
	<b>Inlet Protection</b> 3 ea								
	Traffic Loops @								
	<b>Comments</b> TYPE 1								
1188-B6	FUTURA ST	MISTRAL PL	CARMEL CENTER RD	1	Residential	600 ft	30 ft	18000 ft <sup>2</sup>	
	<b>Hump Removal</b>	<b>AC Repair Area</b>	0 ft <sup>2</sup>	<b>Crack Seal</b>	1800 ft				
	<b>Inlet Marker</b> 1 ea	<b>AC Repair</b>	0 ton						
	<b>Inlet Protection</b> 1 ea								
	Traffic Loops @								
	<b>Comments</b> TYPE 1								
1188-B6	CARMEL CENTER RD	CARMEL MISSION RD	LONE CYPRESS PL	1	Major	200 ft	40 ft	8000 ft <sup>2</sup>	
	<b>Hump Removal</b>	<b>AC Repair Area</b>	0 ft <sup>2</sup>	<b>Crack Seal</b>	800 ft				
	<b>Inlet Marker</b> 1 ea	<b>AC Repair</b>	0 ton						
	<b>Inlet Protection</b> 1 ea								
	Traffic Loops @								
	<b>Comments</b> TYPE 1								
1188-B6	CALLE DE LA SIENA	CTE DE LA SIENA	PASEO MONTANAS	1	Residential	300 ft	28 ft	8400 ft <sup>2</sup>	
	<b>Hump Removal</b>	<b>AC Repair Area</b>	0 ft <sup>2</sup>	<b>Crack Seal</b>	840 ft				
	<b>Inlet Marker</b> 1 ea	<b>AC Repair</b>	0 ton						
	<b>Inlet Protection</b> 1 ea								
	Traffic Loops @								
	<b>Comments</b> TYPE 1								

Filter (Work Order Number is equal to "FY14-S2")  
Sort [..\Thomas Bros Map Page] Ascending

TB Map Page	Street Name	From	To	Council District	Functional Class	Length	Width	Area	Trash Day
<b>1188-B6</b>	<b>CTE DE LA SIENA</b>	<b>BEGIN</b>	<b>CALLE DE LA SIENA</b>	1	Residential	270 ft	26 ft	7020 ft <sup>2</sup>	
	<b>Hump Removal</b>	<b>AC Repair Area</b>	0 ft <sup>2</sup>	<b>Crack Seal</b>	702 ft				
	<b>Inlet Marker</b> 1 ea	<b>AC Repair</b>	0 ton						
	<b>Inlet Protection</b> 1 ea								
	Traffic Loops @								
	<b>Comments</b> TYPE 1								
<b>1188-B6</b>	<b>CTE DE LA FONDA</b>	<b>CARMEL CENTER RD</b>	<b>END</b>	1	Residential	540 ft	28 ft	15120 ft <sup>2</sup>	
	<b>Hump Removal</b>	<b>AC Repair Area</b>	0 ft <sup>2</sup>	<b>Crack Seal</b>	1512 ft				
	<b>Inlet Marker</b> 1 ea	<b>AC Repair</b>	0 ton						
	<b>Inlet Protection</b> 1 ea								
	Traffic Loops @								
	<b>Comments</b> TYPE 1								
<b>1188-B6</b>	<b>CTE AL FRESCO</b>	<b>CARMEL CENTER RD</b>	<b>END</b>	1	Residential	570 ft	28 ft	15960 ft <sup>2</sup>	
	<b>Hump Removal</b>	<b>AC Repair Area</b>	0 ft <sup>2</sup>	<b>Crack Seal</b>	1596 ft				
	<b>Inlet Marker</b>	<b>AC Repair</b>	0 ton						
	<b>Inlet Protection</b>								
	Traffic Loops @								
	<b>Comments</b> TYPE 1								
<b>1188-B6</b>	<b>CARMEL CREEK RD</b>	<b>PASEO MONTANAS</b>	<b>CAM SANDOVAL</b>	1	Major	500 ft	48 ft	24000 ft <sup>2</sup>	
	<b>Hump Removal</b>	<b>AC Repair Area</b>	0 ft <sup>2</sup>	<b>Crack Seal</b>	2400 ft				
	<b>Inlet Marker</b> 1 ea	<b>AC Repair</b>	0 ton						
	<b>Inlet Protection</b> 1 ea								
	Traffic Loops @								
	<b>Comments</b>								

Filter (Work Order Number is equal to "FY14-S2")  
Sort [.\Thomas Bros Map Page] Ascending

TB Map Page	Street Name	From	To	Council District	Functional Class	Length	Width	Area	Trash Day
1188-B6	CARMEL CENTER RD	CTE DE LA FONDA	FUTURA ST	1	Major	370 ft	40 ft	14800 ft <sup>2</sup>	
	<b>Hump Removal</b>	<b>AC Repair Area</b>	0 ft <sup>2</sup>	<b>Crack Seal</b>	1480 ft				
	<b>Inlet Marker</b> 1 ea	<b>AC Repair</b>	0 ton						
	<b>Inlet Protection</b> 1 ea								
	Traffic Loops @								
	<b>Comments</b> TYPE 1								
1188-B6	CARMEL CENTER RD	LONE CYPRESS PL	MONTEREY CYPRESS WY	1	Major	280 ft	40 ft	11200 ft <sup>2</sup>	
	<b>Hump Removal</b>	<b>AC Repair Area</b>	0 ft <sup>2</sup>	<b>Crack Seal</b>	1120 ft				
	<b>Inlet Marker</b> 1 ea	<b>AC Repair</b>	0 ton						
	<b>Inlet Protection</b> 1 ea								
	Traffic Loops @								
	<b>Comments</b> TYPE 1								
1188-B6	CARMEL MISSION RD	CARMEL COUNTRY RD	CARMEL CENTER RD	1	Major	670 ft	40 ft	26800 ft <sup>2</sup>	
	<b>Hump Removal</b>	<b>AC Repair Area</b>	0 ft <sup>2</sup>	<b>Crack Seal</b>	2680 ft				
	<b>Inlet Marker</b> 1 ea	<b>AC Repair</b>	0 ton						
	<b>Inlet Protection</b> 1 ea								
	Traffic Loops @								
	<b>Comments</b> TYPE 1								
1188-B6	CALLE DE LA SIENA	PLAZA DE LA SIENA	CAM SANDOVAL	1	Residential	400 ft	36 ft	14400 ft <sup>2</sup>	
	<b>Hump Removal</b>	<b>AC Repair Area</b>	0 ft <sup>2</sup>	<b>Crack Seal</b>	1440 ft				
	<b>Inlet Marker</b>	<b>AC Repair</b>	0 ton						
	<b>Inlet Protection</b>								
	Traffic Loops @								
	<b>Comments</b> TYPE 1								

Filter (Work Order Number is equal to "FY14-S2")  
Sort [..\Thomas Bros Map Page] Ascending

TB Map Page	Street Name	From	To	Council District	Functional Class	Length	Width	Area	Trash Day
1188-B6	CAMARENA RD	CTE FACIL	CTE FAMOSA	1	Major	200 ft	19 ft	3800 ft <sup>2</sup>	
	Hump Removal	AC Repair Area	0 ft <sup>2</sup>	Crack Seal	380 ft				
	Inlet Marker	AC Repair	0 ton						
	Inlet Protection								
	Traffic Loops @								
	Comments TYPE 1								
1188-B6	MONTEREY CYPRESS WY	CARMEL CENTER RD	END	1	Residential	450 ft	26 ft	11700 ft <sup>2</sup>	
	Hump Removal	AC Repair Area	0 ft <sup>2</sup>	Crack Seal	1170 ft				
	Inlet Marker 1 ea	AC Repair	0 ton						
	Inlet Protection 1 ea								
	Traffic Loops @								
	Comments TYPE 1								
1188-B6	CALLE DE LA SIENA	CAM SANDOVAL	END	1	Residential	480 ft	28 ft	13440 ft <sup>2</sup>	
	Hump Removal	AC Repair Area	0 ft <sup>2</sup>	Crack Seal	1344 ft				
	Inlet Marker	AC Repair	0 ton						
	Inlet Protection								
	Traffic Loops @								
	Comments TYPE 1								
1188-B6	PASEO MONTANAS	CARMEL CREEK RD	CALLE DE LA SIENA	1	Residential	330 ft	36 ft	11880 ft <sup>2</sup>	
	Hump Removal	AC Repair Area	0 ft <sup>2</sup>	Crack Seal	1188 ft				
	Inlet Marker 1 ea	AC Repair	0 ton						
	Inlet Protection 1 ea								
	Traffic Loops @								
	Comments TYPE 1								

Filter (Work Order Number is equal to "FY14-S2")  
Sort [..\Thomas Bros Map Page] Ascending

08/12/2014  
57 of 108

TB Map Page	Street Name	From	To	Council District	Functional Class	Length	Width	Area	Trash Day
1188-B6	CARMEL CREEK RD	CAM SANDOVAL	VIA CANDIDIZ	1	Major	260 ft	48 ft	12480 ft <sup>2</sup>	
	Hump Removal	AC Repair Area	0 ft <sup>2</sup>	Crack Seal	1248 ft				
	Inlet Marker 1 ea	AC Repair	0 ton						
	Inlet Protection 1 ea								
	Traffic Loops @								
	Comments	TYPE 1							
1188-B7	CARMEL PARK DR	PILON PT	SANTA NELLA PL	1	Major	280 ft	40 ft	11200 ft <sup>2</sup>	
	Hump Removal	AC Repair Area	0 ft <sup>2</sup>	Crack Seal	1120 ft				
	Inlet Marker 1 ea	AC Repair	0 ton						
	Inlet Protection 1 ea								
	Traffic Loops @								
	Comments								
1188-B7	SAN LEANDRO WY	BEGIN	CARMEL PARK DR	1	Residential	360 ft	30 ft	10800 ft <sup>2</sup>	
	Hump Removal	AC Repair Area	0 ft <sup>2</sup>	Crack Seal	1080 ft				
	Inlet Marker 1 ea	AC Repair	0 ton						
	Inlet Protection 1 ea								
	Traffic Loops @								
	Comments	Type 1							
1188-B7	WORSCH DR	CARMEL PARK DR	PORTILLA PL	1	Major	165 ft	40 ft	6600 ft <sup>2</sup>	
	Hump Removal	AC Repair Area	0 ft <sup>2</sup>	Crack Seal	660 ft				
	Inlet Marker 1 ea	AC Repair	0 ton						
	Inlet Protection 1 ea								
	Traffic Loops @								
	Comments	Type 1							

Filter (Work Order Number is equal to "FY14-S2")  
Sort [..\Thomas Bros Map Page] Ascending  
FY 14 - Slurry Seal Group 2 - Appendix E - Location List - Volume 1 of 2 (Rev. Jun. 2014)

TB Map Page	Street Name	From	To	Council District	Functional Class	Length	Width	Area	Trash Day
1188-B7	CARMEL BROOKS WY	CARMEL PARK DR	END	1	Residential	400 ft	32 ft	12800 ft <sup>2</sup>	
	<b>Hump Removal</b>	<b>AC Repair Area</b>	0 ft <sup>2</sup>	<b>Crack Seal</b>	1280 ft				
	<b>Inlet Marker</b> 1 ea	<b>AC Repair</b>	0 ton						
	<b>Inlet Protection</b> 1 ea								
	Traffic Loops @								
	<b>Comments</b> Type 1								
1188-B7	CARMEL PARK DR	MONTEFRIO CT	SAN AUGUSTINE WY	1	Major	210 ft	40 ft	8400 ft <sup>2</sup>	
	<b>Hump Removal</b>	<b>AC Repair Area</b>	0 ft <sup>2</sup>	<b>Crack Seal</b>	840 ft				
	<b>Inlet Marker</b> 1 ea	<b>AC Repair</b>	0 ton						
	<b>Inlet Protection</b> 1 ea								
	Traffic Loops @								
	<b>Comments</b>								
1188-B7	CARMEL PARK DR	SAN AUGUSTINE WY	SAN MARTINE WY	1	Major	200 ft	40 ft	8000 ft <sup>2</sup>	
	<b>Hump Removal</b>	<b>AC Repair Area</b>	0 ft <sup>2</sup>	<b>Crack Seal</b>	800 ft				
	<b>Inlet Marker</b>	<b>AC Repair</b>	0 ton						
	<b>Inlet Protection</b>								
	Traffic Loops @								
	<b>Comments</b>								
1188-B7	BANUELO CV	PILON PT	SANTA NELLA PL	1	Residential	250 ft	26 ft	6500 ft <sup>2</sup>	
	<b>Hump Removal</b>	<b>AC Repair Area</b>	0 ft <sup>2</sup>	<b>Crack Seal</b>	650 ft				
	<b>Inlet Marker</b>	<b>AC Repair</b>	0 ton						
	<b>Inlet Protection</b>								
	Traffic Loops @								
	<b>Comments</b> type 1								

Filter (Work Order Number is equal to "FY14-S2")  
Sort [..\Thomas Bros Map Page] Ascending

08/12/2014  
59 of 108

TB Map Page	Street Name	From	To	Council District	Functional Class	Length	Width	Area	Trash Day
1188-B7	PILON PT	CARMEL PARK DR	MARISCO PT	1	Residential	430 ft	30 ft	12900 ft <sup>2</sup>	
	Hump Removal	AC Repair Area	0 ft <sup>2</sup>	Crack Seal	1290 ft				
	Inlet Marker 1 ea	AC Repair	0 ton						
	Inlet Protection 1 ea								
	Traffic Loops @								
	Comments	TYPE 1							
1188-B7	SANTA NELLA PL	BEGIN	BANUELO CV	1	Residential	76 ft	30 ft	2280 ft <sup>2</sup>	
	Hump Removal	AC Repair Area	0 ft <sup>2</sup>	Crack Seal	228 ft				
	Inlet Marker	AC Repair	0 ton						
	Inlet Protection								
	Traffic Loops @								
	Comments	Type 1							
1188-B7	CARMEL PARK DR	SAN MARTINE WY	SAN GREGORIO WY	1	Major	200 ft	40 ft	8000 ft <sup>2</sup>	
	Hump Removal	AC Repair Area	0 ft <sup>2</sup>	Crack Seal	800 ft				
	Inlet Marker 1 ea	AC Repair	0 ton						
	Inlet Protection 1 ea								
	Traffic Loops @								
	Comments								
1188-B7	PILON PT	MARISCO PT	BANUELO CV	1	Residential	390 ft	30 ft	11700 ft <sup>2</sup>	
	Hump Removal	AC Repair Area	0 ft <sup>2</sup>	Crack Seal	1170 ft				
	Inlet Marker 1 ea	AC Repair	0 ton						
	Inlet Protection 1 ea								
	Traffic Loops @								
	Comments	Type 1							



TB Map Page	Street Name	From	To	Council District	Functional Class	Length	Width	Area	Trash Day
1188-B7	WORSCH DR	WORSCH WY	DEL MAR TRAILS RD	1	Major	300 ft	40 ft	12000 ft <sup>2</sup>	
	Hump Removal	AC Repair Area	0 ft <sup>2</sup>	Crack Seal	1200 ft				
	Inlet Marker	AC Repair	0 ton						
	Inlet Protection								
	Traffic Loops @								
	Comments type 1								
1188-B7	SAN GREGORIO WY	BEGIN	CARMEL PARK DR	1	Residential	400 ft	30 ft	12000 ft <sup>2</sup>	
	Hump Removal	AC Repair Area	0 ft <sup>2</sup>	Crack Seal	1200 ft				
	Inlet Marker 1 ea	AC Repair	0 ton						
	Inlet Protection 1 ea								
	Traffic Loops @								
	Comments Type 1								
1188-B7	CARMEL PARK DR	CARMEL BROOKS WY	SAN ARDO CV	1	Major	230 ft	40 ft	9200 ft <sup>2</sup>	
	Hump Removal	AC Repair Area	0 ft <sup>2</sup>	Crack Seal	920 ft				
	Inlet Marker 1 ea	AC Repair	0 ton						
	Inlet Protection 1 ea								
	Traffic Loops @								
	Comments								
1188-B7	CARMEL PARK DR	SAN GREGORIO WY	SAN LEANDRO WY	1	Major	240 ft	40 ft	9600 ft <sup>2</sup>	
	Hump Removal	AC Repair Area	0 ft <sup>2</sup>	Crack Seal	960 ft				
	Inlet Marker 1 ea	AC Repair	0 ton						
	Inlet Protection 1 ea								
	Traffic Loops @								
	Comments								

Filter (Work Order Number is equal to "FY14-S2")  
Sort [..\Thomas Bros Map Page] Ascending

TB Map Page	Street Name	From	To	Council District	Functional Class	Length	Width	Area	Trash Day
1188-B7	CARMEL PARK DR	CARMEL SPRINGS WY	DEL MAR TRAILS RD	1	Major	150 ft	40 ft	6000 ft <sup>2</sup>	
	Hump Removal	AC Repair Area	0 ft <sup>2</sup>	Crack Seal	600 ft				
	Inlet Marker 1 ea	AC Repair	0 ton						
	Inlet Protection 1 ea								
	Traffic Loops @								
	Comments								
1188-B7	CARMEL PARK DR	SAN ARDO CV	CARMEL SPRINGS WY	1	Major	450 ft	40 ft	18000 ft <sup>2</sup>	
	Hump Removal	AC Repair Area	0 ft <sup>2</sup>	Crack Seal	1800 ft				
	Inlet Marker 1 ea	AC Repair	0 ton						
	Inlet Protection 1 ea								
	Traffic Loops @								
	Comments								
1188-B7	CARMEL SPRINGS WY	CARMEL PARK DR	END	1	Residential	550 ft	32 ft	17600 ft <sup>2</sup>	
	Hump Removal	AC Repair Area	0 ft <sup>2</sup>	Crack Seal	1760 ft				
	Inlet Marker 1 ea	AC Repair	0 ton						
	Inlet Protection 1 ea								
	Traffic Loops @								
	Comments	Type 1							
1188-B7	WORSCH WY	BEGIN	WORSCH DR	1	Residential	350 ft	30 ft	10500 ft <sup>2</sup>	
	Hump Removal	AC Repair Area	0 ft <sup>2</sup>	Crack Seal	1050 ft				
	Inlet Marker 1 ea	AC Repair	0 ton						
	Inlet Protection 1 ea								
	Traffic Loops @								
	Comments	Type 1							

Filter (Work Order Number is equal to "FY14-S2")  
Sort [..{Thomas Bros Map Page} Ascending]

FY 14 - Slurry Seal Group 2 - Appendix E - Location List - Volume 1 of 2 (Rev. Jun. 2014)

TB Map Page	Street Name	From	To	Council District	Functional Class	Length	Width	Area	Trash Day
1188-B7	SARDINA CV	BEGIN	SANTA NELLA PL	1	Residential	388 ft	30 ft	11640 ft²	
	Hump Removal		AC Repair Area		0 ft²	Crack Seal	1164 ft		
	Inlet Marker 1 ea		AC Repair		0 ton				
	Inlet Protection 1 ea								
	Traffic Loops @								
	Comments	TYPE 1							
1188-B7	MONTEFRIO CT	BEGIN	CARMEL PARK DR	1	Residential	500 ft	30 ft	15000 ft²	
	Hump Removal		AC Repair Area		0 ft²	Crack Seal	1500 ft		
	Inlet Marker 1 ea		AC Repair		0 ton				
	Inlet Protection 1 ea								
	Traffic Loops @								
	Comments	Type 1							
1188-B7	PILON PT	BEGIN	CARMEL PARK DR	1	Residential	400 ft	30 ft	12000 ft²	
	Hump Removal		AC Repair Area		0 ft²	Crack Seal	1200 ft		
	Inlet Marker 1 ea		AC Repair		0 ton				
	Inlet Protection 1 ea								
	Traffic Loops @								
	Comments	Type 1							
1188-B7	SANTA NELLA PL	BANUELO CV	CARMEL PARK DR	1	Residential	700 ft	30 ft	21000 ft²	
	Hump Removal		AC Repair Area		0 ft²	Crack Seal	2100 ft		
	Inlet Marker 1 ea		AC Repair		0 ton				
	Inlet Protection 1 ea								
	Traffic Loops @								
	Comments	Type 1							

Filter {Work Order Number is equal to "FY14-S2"}  
Sort [..\Thomas Bros Map Page] Ascending

TB Map Page	Street Name	From	To	Council District	Functional Class	Length	Width	Area	Trash Day
1188-B7	SAN AUGUSTINE WY	BEGIN	CARMEL PARK DR	1	Residential	550 ft	30 ft	16500 ft <sup>2</sup>	
	Hump Removal		AC Repair Area		Crack Seal	1650 ft			
	Inlet Marker	1 ea	AC Repair						
	Inlet Protection	1 ea							
	Traffic Loops @								
	Comments	Type 1							
1188-B7	CARMEL PARK DR	SANTA NELLA PL	MONTEFRIO CT	1	Major	240 ft	40 ft	9600 ft <sup>2</sup>	
	Hump Removal		AC Repair Area	0 ft <sup>2</sup>	Crack Seal	960 ft			
	Inlet Marker	1 ea	AC Repair	0 ton					
	Inlet Protection	1 ea							
	Traffic Loops @								
	Comments								
1188-B7	CARMEL PARK DR	ST AGNES CT	DEL MAR MEADOWS	1	Major	500 ft	40 ft	20000 ft <sup>2</sup>	
	Hump Removal		AC Repair Area	0 ft <sup>2</sup>	Crack Seal	2000 ft			
	Inlet Marker	2 ea	AC Repair	0 ton					
	Inlet Protection	2 ea							
	Traffic Loops @								
	Comments								
1188-B7	CORDOBES CV	BEGIN	MARISCO PT	1	Residential	400 ft	26 ft	10400 ft <sup>2</sup>	
	Hump Removal		AC Repair Area	0 ft <sup>2</sup>	Crack Seal	1040 ft			
	Inlet Marker	1 ea	AC Repair	0 ton					
	Inlet Protection	1 ea							
	Traffic Loops @								
	Comments								

Filter (Work Order Number is equal to "FY14-S2")  
Sort [..\Thomas Bros Map Page] Ascending

TB Map Page	Street Name	From	To	Council District	Functional Class	Length	Width	Area	Trash Day
1188-B7	WORSCH DR	PORTILLA PL	WORSCH WY	1	Major	300 ft	40 ft	12000 ft <sup>2</sup>	
	Hump Removal	AC Repair Area	0 ft <sup>2</sup>	Crack Seal	1200 ft				
	Inlet Marker 1 ea	AC Repair	0 ton						
	Inlet Protection 1 ea								
	Traffic Loops @								
	Comments	type 1							
1188-B7	SANTA NELLA PL	CARMEL PARK DR	SARDINA CV	1	Residential	260 ft	30 ft	7800 ft <sup>2</sup>	
	Hump Removal	AC Repair Area	0 ft <sup>2</sup>	Crack Seal	780 ft				
	Inlet Marker 1 ea	AC Repair	0 ton						
	Inlet Protection 1 ea								
	Traffic Loops @								
	Comments	Type 1							
1188-B7	ST AGNES CT	BEGIN	CARMEL PARK DR	1	Residential	200 ft	30 ft	6000 ft <sup>2</sup>	
	Hump Removal	AC Repair Area		Crack Seal	600 ft				
	Inlet Marker 1 ea	AC Repair							
	Inlet Protection 1 ea								
	Traffic Loops @								
	Comments	TYPE 1							
1188-B7	PORTILLA PL	BEGIN	WORSCH DR	1	Residential	400 ft	30 ft	12000 ft <sup>2</sup>	
	Hump Removal	AC Repair Area	0 ft <sup>2</sup>	Crack Seal	1200 ft				
	Inlet Marker 1 ea	AC Repair	0 ton						
	Inlet Protection 1 ea								
	Traffic Loops @								
	Comments	Type 1							

Filter (Work Order Number is equal to "FY14-S2")  
Sort [...\Thomas Bros Map Page] Ascending

TB Map Page	Street Name	From	To	Council District	Functional Class	Length	Width	Area	Trash Day
1188-B7	SAN ARDO CV	CARMEL PARK DR	END	1	Residential	400 ft	30 ft	12000 ft <sup>2</sup>	
	<b>Hump Removal</b>	<b>AC Repair Area</b>	0 ft <sup>2</sup>	<b>Crack Seal</b>	1200 ft				
	<b>Inlet Marker</b> 1 ea	<b>AC Repair</b>	0 ton						
	<b>Inlet Protection</b> 1 ea								
	Traffic Loops @								
	<b>Comments</b> Type 1								
1188-B7	SANTA NELLA PL	SARDINA CV	END	1	Residential	340 ft	30 ft	10200 ft <sup>2</sup>	
	<b>Hump Removal</b>	<b>AC Repair Area</b>	0 ft <sup>2</sup>	<b>Crack Seal</b>	1020 ft				
	<b>Inlet Marker</b> 1 ea	<b>AC Repair</b>	0 ton						
	<b>Inlet Protection</b> 1 ea								
	Traffic Loops @								
	<b>Comments</b> Type 1								
1188-B7	CARMEL PARK DR	SAN LEANDRO WY	ST AGNES CT	1	Major	240 ft	40 ft	9600 ft <sup>2</sup>	
	<b>Hump Removal</b>	<b>AC Repair Area</b>	0 ft <sup>2</sup>	<b>Crack Seal</b>	960 ft				
	<b>Inlet Marker</b> 1 ea	<b>AC Repair</b>	0 ton						
	<b>Inlet Protection</b> 1 ea								
	Traffic Loops @								
	<b>Comments</b>								
1188-B7	CARMEL PARK DR	CARMEL GROVE RD	CARMEL BROOKS WY	1	Major	195 ft	40 ft	7800 ft <sup>2</sup>	
	<b>Hump Removal</b>	<b>AC Repair Area</b>	0 ft <sup>2</sup>	<b>Crack Seal</b>	780 ft				
	<b>Inlet Marker</b> 1 ea	<b>AC Repair</b>	0 ton						
	<b>Inlet Protection</b> 1 ea								
	Traffic Loops @								
	<b>Comments</b>								

Filter (Work Order Number is equal to "FY14-S2")  
Sort [..\Thomas Bros Map Page] Ascending

08/12/2014  
66 of 108

TB Map Page	Street Name	From	To	Council District	Functional Class	Length	Width	Area	Trash Day
1188-C3	SWORD WY	REEDLEY TR	DRAKEWOOD TR	1	Residential	1200 ft	40 ft	48000 ft <sup>2</sup>	
	Hump Removal	AC Repair Area	0 ft <sup>2</sup>	Crack Seal	4800 ft				
	Inlet Marker 4 ea	AC Repair	0 ton						
	Inlet Protection 4 ea								
	Traffic Loops @								
	Comments	TYPE 1							
1188-C4	SWORD WY	LANSDALE DR	KESWICK CT	1	Residential	430 ft	40 ft	17200 ft <sup>2</sup>	
	Hump Removal	AC Repair Area	0 ft <sup>2</sup>	Crack Seal	1720 ft				
	Inlet Marker 1 ea	AC Repair	0 ton						
	Inlet Protection 1 ea								
	Traffic Loops @								
	Comments	TYPE 1							
1188-C4	WYNGATE PT	BEGIN	WINSTANLEY WY	1	Residential	600 ft	32 ft	19200 ft <sup>2</sup>	
	Hump Removal	AC Repair Area	0 ft <sup>2</sup>	Crack Seal	1920 ft				
	Inlet Marker 1 ea	AC Repair	0 ton						
	Inlet Protection 1 ea								
	Traffic Loops @								
	Comments	TYPE 1							
1188-C4	WINSTANLEY WY	GUNSTON CT	DRAKEWOOD TR	1	Residential	1000 ft	40 ft	40000 ft <sup>2</sup>	
	Hump Removal	AC Repair Area	0 ft <sup>2</sup>	Crack Seal	4000 ft				
	Inlet Marker 3 ea	AC Repair	0 ton						
	Inlet Protection 3 ea								
	Traffic Loops @								
	Comments	TYPE 1							

Filter (Work Order Number is equal to "FY14-S2")  
Sort [...\Thomas Bros Map Page] Ascending

TB Map Page	Street Name	From	To	Council District	Functional Class	Length	Width	Area	Trash Day
1188-C4	WINSTANLEY WY	LANSDALE DR	BAYLISS CT	1	Residential	500 ft	40 ft	20000 ft <sup>2</sup>	
	Hump Removal	AC Repair Area	0 ft <sup>2</sup>	Crack Seal	2000 ft				
	Inlet Marker 1 ea	AC Repair	0 ton						
	Inlet Protection 1 ea								
	Traffic Loops @								
	Comments	TYPE 1							
1188-C4	REEDLEY TR	SWORD WY	END	1	Residential	470 ft	30 ft	14100 ft <sup>2</sup>	
	Hump Removal	AC Repair Area	0 ft <sup>2</sup>	Crack Seal	1410 ft				
	Inlet Marker 1 ea	AC Repair	0 ton						
	Inlet Protection 1 ea								
	Traffic Loops @								
	Comments	TYPE 1							
1188-C4	LANSDALE DR	SWORD WY	WINSTANLEY WY	1	Major	850 ft	40 ft	34000 ft <sup>2</sup>	
	Hump Removal	AC Repair Area	0 ft <sup>2</sup>	Crack Seal	3400 ft				
	Inlet Marker 1 ea	AC Repair	0 ton						
	Inlet Protection 1 ea								
	Traffic Loops @								
	Comments	TYPE 1							
1188-C4	DRAKEWOOD TR	SWORD WY	END	1	Residential	450 ft	30 ft	13500 ft <sup>2</sup>	
	Hump Removal	AC Repair Area	0 ft <sup>2</sup>	Crack Seal	1350 ft				
	Inlet Marker 1 ea	AC Repair	0 ton						
	Inlet Protection 1 ea								
	Traffic Loops @								
	Comments	TYPE 1							



TB Map Page	Street Name	From	To	Council District	Functional Class	Length	Width	Area	Trash Day
1188-C4	PLUMMER CT	SWORD WY	END	1	Residential	420 ft	30 ft	12600 ft <sup>2</sup>	
	Hump Removal	AC Repair Area	0 ft <sup>2</sup>	Crack Seal	1260 ft				
	Inlet Marker 1 ea	AC Repair	0 ton						
	Inlet Protection 1 ea								
	Traffic Loops @								
	Comments	TYPE 1							
1188-C4	SWORD WY	THURSTON PL	PLUMMER CT	1	Residential	380 ft	40 ft	15200 ft <sup>2</sup>	
	Hump Removal	AC Repair Area	0 ft <sup>2</sup>	Crack Seal	1520 ft				
	Inlet Marker 1 ea	AC Repair	0 ton						
	Inlet Protection 1 ea								
	Traffic Loops @								
	Comments	TYPE 1							
1188-C4	FINCHLEY TR	BEGIN	SWORD WY	1	Residential	400 ft	30 ft	12000 ft <sup>2</sup>	
	Hump Removal	AC Repair Area	0 ft <sup>2</sup>	Crack Seal	1200 ft				
	Inlet Marker 1 ea	AC Repair	0 ton						
	Inlet Protection 1 ea								
	Traffic Loops @								
	Comments	TYPE 1							
		B-14031.06.01							
1188-C4	THURSTON PL	SWORD WY	END	1	Residential	440 ft	30 ft	13200 ft <sup>2</sup>	
	Hump Removal	AC Repair Area	0 ft <sup>2</sup>	Crack Seal	1320 ft				
	Inlet Marker 1 ea	AC Repair	0 ton						
	Inlet Protection 1 ea								
	Traffic Loops @								
	Comments	TYPE 1							

Filter (Work Order Number is equal to "FY14-S2")  
Sort [...\Thomas Bros Map Page] Ascending

FY 14 - Slurry Seal Group 2 - Appendix E - Location List - Volume I of 2 (Rev. Jun. 2014)

TB Map Page	Street Name	From	To	Council District	Functional Class	Length	Width	Area	Trash Day
1188-C4	BAYLISS CT	BEGIN	WINSTANLEY WY	1	Residential	370 ft	30 ft	11100 ft <sup>2</sup>	
	Hump Removal	AC Repair Area	0 ft <sup>2</sup>	Crack Seal	1110 ft				
	Inlet Marker	AC Repair	0 ton						
	Inlet Protection								
	Traffic Loops @								
	Comments	TYPE 1							
1188-C4	THURSTON PL	BEGIN	SWORD WY	1	Residential	340 ft	30 ft	10200 ft <sup>2</sup>	
	Hump Removal	AC Repair Area	0 ft <sup>2</sup>	Crack Seal	1020 ft				
	Inlet Marker 1 ea	AC Repair	0 ton						
	Inlet Protection 1 ea								
	Traffic Loops @								
	Comments	TYPE 1							
1188-C4	SWORD WY	KESWICK CT	FINCHLEY TR	1	Residential	370 ft	40 ft	14800 ft <sup>2</sup>	
	Hump Removal	AC Repair Area	0 ft <sup>2</sup>	Crack Seal	1480 ft				
	Inlet Marker 1 ea	AC Repair	0 ton						
	Inlet Protection 1 ea								
	Traffic Loops @								
	Comments	TYPE 1							
1188-C4	WINSTANLEY WY	BAYLISS CT	WYNGATE PT	1	Residential	430 ft	40 ft	17200 ft <sup>2</sup>	
	Hump Removal	AC Repair Area	0 ft <sup>2</sup>	Crack Seal	1720 ft				
	Inlet Marker 1 ea	AC Repair	0 ton						
	Inlet Protection 1 ea								
	Traffic Loops @								
	Comments	TYPE 1							

Filter (Work Order Number is equal to "FY14-S2")  
Sort [..\Thomas Bros Map Page] Ascending

TB Map Page	Street Name	From	To	Council District	Functional Class	Length	Width	Area	Trash Day
1188-C4	KESWICK CT	BEGIN	SWORD WY	1	Residential	130 ft	32 ft	4160 ft <sup>2</sup>	
	Hump Removal	AC Repair Area	0 ft <sup>2</sup>	Crack Seal	416 ft				
	Inlet Marker	AC Repair	0 ton						
	Inlet Protection								
	Traffic Loops @								
	Comments TYPE 1								
1188-C4	SHADWELL PL	SWORD WY	END	1	Residential	550 ft	30 ft	16500 ft <sup>2</sup>	
	Hump Removal	AC Repair Area	0 ft <sup>2</sup>	Crack Seal	1650 ft				
	Inlet Marker 2 ea	AC Repair	0 ton						
	Inlet Protection 2 ea								
	Traffic Loops @								
	Comments TYPE 1								
1188-C4	WYNGATE PT	WINSTANLEY WY	END	1	Residential	900 ft	32 ft	28800 ft <sup>2</sup>	
	Hump Removal	AC Repair Area	0 ft <sup>2</sup>	Crack Seal	2880 ft				
	Inlet Marker 1 ea	AC Repair	0 ton						
	Inlet Protection 1 ea								
	Traffic Loops @								
	Comments TYPE 1								
1188-C4	SWORD WY	PLUMMER CT	SHADWELL PL	1	Residential	380 ft	40 ft	15200 ft <sup>2</sup>	
	Hump Removal	AC Repair Area	0 ft <sup>2</sup>	Crack Seal	1520 ft				
	Inlet Marker 1 ea	AC Repair	0 ton						
	Inlet Protection 1 ea								
	Traffic Loops @								
	Comments								

Filter (Work Order Number is equal to "FY14-S2")  
Sort [..\Thomas Bros Map Page] Ascending

TB Map Page	Street Name	From	To	Council District	Functional Class	Length	Width	Area	Trash Day
1188-C4	SWORD WY	SHADWELL PL	REEDLEY TR	1	Residential	380 ft	40 ft	15200 ft <sup>2</sup>	
	Hump Removal	AC Repair Area	0 ft <sup>2</sup>	Crack Seal	1520 ft				
	Inlet Marker 1 ea	AC Repair	0 ton						
	Inlet Protection 1 ea								
	Traffic Loops @								
	Comments	Type 1							
1188-C4	SWORD WY	FINCHLEY TR	THURSTON PL	1	Residential	450 ft	40 ft	18000 ft <sup>2</sup>	
	Hump Removal	AC Repair Area	0 ft <sup>2</sup>	Crack Seal	1800 ft				
	Inlet Marker 1 ea	AC Repair	0 ton						
	Inlet Protection 1 ea								
	Traffic Loops @								
	Comments	TYPE 1							
1188-C4	KESWICK CT	SWORD WY	END	1	Residential	250 ft	30 ft	7500 ft <sup>2</sup>	
	Hump Removal	AC Repair Area	0 ft <sup>2</sup>	Crack Seal	750 ft				
	Inlet Marker	AC Repair	0 ton						
	Inlet Protection								
	Traffic Loops @								
	Comments	TYPE 1							
1188-C5	CARMEL CENTER RD	MENSHA PL	GRAYDON RD	1	Major	330 ft	40 ft	13200 ft <sup>2</sup>	
	Hump Removal	AC Repair Area	0 ft <sup>2</sup>	Crack Seal	1320 ft				
	Inlet Marker 1 ea	AC Repair	0 ton						
	Inlet Protection 1 ea								
	Traffic Loops @								
	Comments	TYPE 1							

Filter (Work Order Number is equal to "FY14-S2")  
Sort [...\Thomas Bros Map Page] Ascending

FY 14 - Slurry Seal Group 2 - Appendix E - Location List - Volume 1 of 2 (Rev. Jun. 2014)

TB Map Page	Street Name	From	To	Council District	Functional Class	Length	Width	Area	Trash Day
1188-C5	HIDDEN DUNE CT	BEGIN	ASHLEY FALLS DR	1	Residential	430 ft	26 ft	11180 ft <sup>2</sup>	
	Hump Removal	AC Repair Area	0 ft <sup>2</sup>	Crack Seal	1118 ft				
	Inlet Marker	AC Repair	0 ton						
	Inlet Protection								
	Traffic Loops @								
	Comments TYPE 1								
1188-C5	CLAYMONT CT	GRAYDON RD	END	1	Residential	500 ft	36 ft	18000 ft <sup>2</sup>	
	Hump Removal	AC Repair Area	0 ft <sup>2</sup>	Crack Seal	1800 ft				
	Inlet Marker 1 ea	AC Repair	0 ton						
	Inlet Protection 1 ea								
	Traffic Loops @								
	Comments TYPE 1								
1188-C5	CHAPARRAL RIDGE RD	TIMBER RIDGE RD	WISPERING WOODS CT	1	Residential	160 ft	26 ft	4160 ft <sup>2</sup>	
	Hump Removal	AC Repair Area	0 ft <sup>2</sup>	Crack Seal	416 ft				
	Inlet Marker	AC Repair	0 ton						
	Inlet Protection								
	Traffic Loops @								
	Comments TYPE 1								
1188-C5	HARWICK PL	BEGIN	HARWICK LN	1	Residential	75 ft	30 ft	2250 ft <sup>2</sup>	
	Hump Removal	AC Repair Area	0 ft <sup>2</sup>	Crack Seal	225 ft				
	Inlet Marker	AC Repair	0 ton						
	Inlet Protection								
	Traffic Loops @								
	Comments TYPE 1								

Filter (Work Order Number is equal to "FY14-S2")  
Sort [...\Thomas Bros Map Page] Ascending

TB Map Page	Street Name	From	To	Council District	Functional Class	Length	Width	Area	Trash Day
1188-C5	HARWICK LN	HARWICK PL	END	1	Residential	140 ft	30 ft	4200 ft <sup>2</sup>	
	Hump Removal	AC Repair Area	0 ft <sup>2</sup>	Crack Seal	420 ft				
	Inlet Marker	AC Repair	0 ton						
	Inlet Protection								
	Traffic Loops @								
	Comments TYPE 1								
1188-C5	BEAUCHAMP CT	BEGIN	ASHLEY FALLS DR	1	Residential	400 ft	30 ft	12000 ft <sup>2</sup>	
	Hump Removal	AC Repair Area	0 ft <sup>2</sup>	Crack Seal	1200 ft				
	Inlet Marker 1 ea	AC Repair	0 ton						
	Inlet Protection 1 ea								
	Traffic Loops @								
	Comments TYPE 1								
1188-C5	CARMEL CANYON RD	CARMEL KNOLLS DR	DEL MAR HEIGHTS RD	1	Major	2100 ft	90 ft	189000 ft <sup>2</sup>	
	Hump Removal	AC Repair Area	0 ft <sup>2</sup>	Crack Seal	18900 ft				
	Inlet Marker 6 ea	AC Repair	0 ton						
	Inlet Protection 6 ea								
	Traffic Loops @ 12 ea								
	Comments TYPE 1								
1188-C5	CHAPARRAL RIDGE RD	BLACK PINE PL	TIMBER RIDGE RD	1	Residential	360 ft	36 ft	12960 ft <sup>2</sup>	
	Hump Removal	AC Repair Area	0 ft <sup>2</sup>	Crack Seal	1296 ft				
	Inlet Marker	AC Repair	0 ton						
	Inlet Protection								
	Traffic Loops @								
	Comments TYPE 1								

Filter (Work Order Number is equal to "FY14-S2")  
Sort [..\Thomas Bros Map Page] Ascending

TB Map Page	Street Name	From	To	Council District	Functional Class	Length	Width	Area	Trash Day
1188-C5	CARMEL CENTER RD	SUNSET BLUFFS WY	MENSHA PL	1	Major	600 ft	40 ft	24000 ft <sup>2</sup>	
	Hump Removal	AC Repair Area	0 ft <sup>2</sup>	Crack Seal	2400 ft				
	Inlet Marker 1 ea	AC Repair	0 ton						
	Inlet Protection 1 ea								
	Traffic Loops @								
	Comments	TYPE 1							
1188-C5	DEL MAR HEIGHTS RD	LANSDALE DR	CARMEL CANYON RD	1	Major	2200 ft	96 ft	211200 ft <sup>2</sup>	
	Hump Removal	AC Repair Area	0 ft <sup>2</sup>	Crack Seal	21120 ft				
	Inlet Marker 5 ea	AC Repair	0 ton						
	Inlet Protection 5 ea								
	Traffic Loops @	20 ea							
	Comments								
1188-C5	MENSHA PL	RALSTON CR	CARMEL CENTER RD	1	Residential	260 ft	28 ft	7280 ft <sup>2</sup>	
	Hump Removal	AC Repair Area	0 ft <sup>2</sup>	Crack Seal	728 ft				
	Inlet Marker 1 ea	AC Repair	0 ton						
	Inlet Protection 1 ea								
	Traffic Loops @								
	Comments	TYPE 1							
1188-C5	CHAPARRAL RIDGE RD	SADDLE MTN CT	BLACK PINE PL	1	Residential	560 ft	36 ft	20160 ft <sup>2</sup>	
	Hump Removal	AC Repair Area	0 ft <sup>2</sup>	Crack Seal	2016 ft				
	Inlet Marker 1 ea	AC Repair	0 ton						
	Inlet Protection 1 ea								
	Traffic Loops @								
	Comments	TYPE 1							

Filter (Work Order Number is equal to "FY14-S2")  
Sort [..\Thomas Bros Map Page] Ascending

08/12/2014  
75 of 108

TB Map Page	Street Name	From	To	Council District	Functional Class	Length	Width	Area	Trash Day
1188-C5	DUNHAM WY	CALLCOTT WY	DUNHAM CT	1	Residential	450 ft	32 ft	14400 ft <sup>2</sup>	
	<b>Hump Removal</b>	<b>AC Repair Area</b>	0 ft <sup>2</sup>	<b>Crack Seal</b>	1440 ft				
	<b>Inlet Marker</b> 1 ea	<b>AC Repair</b>	0 ton						
	<b>Inlet Protection</b> 1 ea								
	Traffic Loops @								
	<b>Comments</b> TYPE 1								
1188-C5	WISPERING WOODS CT	CHAPARRAL RIDGE RD	END	1	Residential	300 ft	26 ft	7800 ft <sup>2</sup>	
	<b>Hump Removal</b>	<b>AC Repair Area</b>	0 ft <sup>2</sup>	<b>Crack Seal</b>	780 ft				
	<b>Inlet Marker</b>	<b>AC Repair</b>	0 ton						
	<b>Inlet Protection</b>								
	Traffic Loops @								
	<b>Comments</b> TYPE 1								
1188-C5	TIMBER RIDGE RD	CARMEL CENTER RD	CORBETT CT	1	Residential	280 ft	36 ft	10080 ft <sup>2</sup>	
	<b>Hump Removal</b>	<b>AC Repair Area</b>	0 ft <sup>2</sup>	<b>Crack Seal</b>	1008 ft				
	<b>Inlet Marker</b>	<b>AC Repair</b>	0 ton						
	<b>Inlet Protection</b>								
	Traffic Loops @								
	<b>Comments</b> TYPE 1								
1188-C5	CORBETT CT	TIMBER RIDGE RD	END	1	Residential	340 ft	36 ft	12240 ft <sup>2</sup>	
	<b>Hump Removal</b>	<b>AC Repair Area</b>	0 ft <sup>2</sup>	<b>Crack Seal</b>	1224 ft				
	<b>Inlet Marker</b> 1 ea	<b>AC Repair</b>	0 ton						
	<b>Inlet Protection</b> 1 ea								
	Traffic Loops @								
	<b>Comments</b> TYPE 1								

Filter (Work Order Number is equal to "FY14-S2")  
Sort [..\Thomas Bros Map Page] Ascending



TB Map Page	Street Name	From	To	Council District	Functional Class	Length	Width	Area	Trash Day
1188-C5	TIMBER RIDGE RD	CORBETT CT	CHAPARRAL RIDGE RD	1	Residential	200 ft	36 ft	7200 ft <sup>2</sup>	
	Hump Removal	AC Repair Area	0 ft <sup>2</sup>	Crack Seal	720 ft				
	Inlet Marker 1 ea	AC Repair	0 ton						
	Inlet Protection 1 ea								
	Traffic Loops @								
	Comments	TYPE 1							
1188-C5	GRAYDON RD	CLAYMONT CT	CARMEL CENTER RD	1	Major	340 ft	40 ft	13600 ft <sup>2</sup>	
	Hump Removal	AC Repair Area	0 ft <sup>2</sup>	Crack Seal	1360 ft				
	Inlet Marker	AC Repair	0 ton						
	Inlet Protection								
	Traffic Loops @								
	Comments	TYPE 1							
1188-C5	PINE MEADOW CT	SUNSET BLUFFS WY	END	1	Residential	330 ft	26 ft	8580 ft <sup>2</sup>	
	Hump Removal	AC Repair Area	0 ft <sup>2</sup>	Crack Seal	858 ft				
	Inlet Marker	AC Repair	0 ton						
	Inlet Protection								
	Traffic Loops @								
	Comments	TYPE 1							
1188-C5	SMITH CANYON CT	BEGIN	ASHLEY FALLS DR	1	Residential	400 ft	26 ft	10400 ft <sup>2</sup>	
	Hump Removal	AC Repair Area	0 ft <sup>2</sup>	Crack Seal	1040 ft				
	Inlet Marker 1 ea	AC Repair	0 ton						
	Inlet Protection 1 ea								
	Traffic Loops @								
	Comments	TYPE 1							

Filter (Work Order Number is equal to "FY14-S2")  
Sort [..\Thomas Bros Map Page] Ascending

TB Map Page	Street Name	From	To	Council District	Functional Class	Length	Width	Area	Trash Day
1188-C5	RALSTON CR	MENSHA PL	END	1	Residential	600 ft	26 ft	15600 ft <sup>2</sup>	
	Hump Removal	AC Repair Area	0 ft <sup>2</sup>	Crack Seal	1560 ft				
	Inlet Marker 1 ea	AC Repair	0 ton						
	Inlet Protection 1 ea								
	Traffic Loops @								
	Comments	TYPE 1							
1188-C5	CONCANNON CT	BEGIN	ASHLEY FALLS DR	1	Residential	900 ft	32 ft	28800 ft <sup>2</sup>	
	Hump Removal	AC Repair Area	0 ft <sup>2</sup>	Crack Seal	2880 ft				
	Inlet Marker 3 ea	AC Repair	0 ton						
	Inlet Protection 3 ea								
	Traffic Loops @								
	Comments	TYPE 1							
1188-C5	CORBETT CT	BEGIN	TIMBER RIDGE RD	1	Residential	400 ft	36 ft	14400 ft <sup>2</sup>	
	Hump Removal	AC Repair Area	0 ft <sup>2</sup>	Crack Seal	1440 ft				
	Inlet Marker 1 ea	AC Repair	0 ton						
	Inlet Protection 1 ea								
	Traffic Loops @								
	Comments	TYPE 1							
1188-C5	BLACK PINE PL	CHAPARRAL RIDGE RD	END	1	Residential	90 ft	26 ft	2340 ft <sup>2</sup>	
	Hump Removal	AC Repair Area	0 ft <sup>2</sup>	Crack Seal	234 ft				
	Inlet Marker	AC Repair	0 ton						
	Inlet Protection								
	Traffic Loops @								
	Comments	TYPE 1							

Filter (Work Order Number is equal to "FY14-S2")  
Sort [..\Thomas Bros Map Page] Ascending

TB Map Page	Street Name	From	To	Council District	Functional Class	Length	Width	Area	Trash Day
1188-C6	TARANTELLA LN	AIDA ST	END	1	Residential	290 ft	26 ft	7540 ft <sup>2</sup>	
	Hump Removal	AC Repair Area	0 ft <sup>2</sup>	Crack Seal	754 ft				
	Inlet Marker 1 ea	AC Repair	0 ton						
	Inlet Protection 1 ea								
	Traffic Loops @								
	Comments TYPE 1								
1188-C6	ASHLEY FALLS DR	CARMEL KNOLLS DR	ALBERSON CT	1	Major	150 ft	48 ft	7200 ft <sup>2</sup>	
	Hump Removal	AC Repair Area	0 ft <sup>2</sup>	Crack Seal	720 ft				
	Inlet Marker 1 ea	AC Repair	0 ton						
	Inlet Protection 1 ea								
	Traffic Loops @								
	Comments TYPE 1								
1188-C6	HERITAGE GLEN CT	HERITAGE GLEN LN	END	1	Residential	130 ft	26 ft	3380 ft <sup>2</sup>	
	Hump Removal	AC Repair Area	0 ft <sup>2</sup>	Crack Seal	338 ft				
	Inlet Marker	AC Repair	0 ton						
	Inlet Protection								
	Traffic Loops @								
	Comments TYPE 1								
1188-C6	SUNSET BLUFFS WY	CARMEL CENTER RD	CHAPARRAL RIDGE RD	1	Residential	740 ft	36 ft	26640 ft <sup>2</sup>	
	Hump Removal	AC Repair Area	0 ft <sup>2</sup>	Crack Seal	2664 ft				
	Inlet Marker 2 ea	AC Repair	0 ton						
	Inlet Protection 2 ea								
	Traffic Loops @								
	Comments TYPE 1								

Filter (Work Order Number is equal to "FY14-S2")  
Sort [..\Thomas Bros Map Page] Ascending

TB Map Page	Street Name	From	To	Council District	Functional Class	Length	Width	Area	Trash Day
1188-C6	ASHLEY FALLS DR	EASTCLIFF CT	CARMEL KNOLLS DR	1	Residential	160 ft	36 ft	5760 ft <sup>2</sup>	
	Hump Removal	AC Repair Area	0 ft <sup>2</sup>	Crack Seal	576 ft				
	Inlet Marker 1 ea	AC Repair	0 ton						
	Inlet Protection 1 ea								
	Traffic Loops @								
	Comments	TYPE 1							
1188-C6	ALGONQUIN CT	BEGIN	ASHLEY FALLS DR	1	Residential	350 ft	35 ft	12250 ft <sup>2</sup>	
	Hump Removal	AC Repair Area	0 ft <sup>2</sup>	Crack Seal	1225 ft				
	Inlet Marker 1 ea	AC Repair	0 ton						
	Inlet Protection 1 ea								
	Traffic Loops @								
	Comments	TYPE 1							
1188-C6	BRADSHAW CT	BEGIN	STEBICK CT	1	Residential	200 ft	26 ft	5200 ft <sup>2</sup>	
	Hump Removal	AC Repair Area	0 ft <sup>2</sup>	Crack Seal	520 ft				
	Inlet Marker 1 ea	AC Repair	0 ton						
	Inlet Protection 1 ea								
	Traffic Loops @								
	Comments	TYPE 1							
1188-C6	CARMEL CENTER RD	OCEAN VALLEY LN	FOXHOLLOW CT	1	Major	240 ft	40 ft	9600 ft <sup>2</sup>	
	Hump Removal	AC Repair Area	0 ft <sup>2</sup>	Crack Seal	960 ft				
	Inlet Marker 1 ea	AC Repair	0 ton						
	Inlet Protection 1 ea								
	Traffic Loops @								
	Comments	TYPE 1							

Filter (Work Order Number is equal to "FY14-S2")  
Sort [..\Thomas Bros Map Page] Ascending

TB Map Page	Street Name	From	To	Council District	Functional Class	Length	Width	Area	Trash Day
1188-C6	BRUBAKER CT	RIDING RIDGE RD	END	1	Residential	390 ft	36 ft	14040 ft <sup>2</sup>	
	Hump Removal	AC Repair Area	0 ft <sup>2</sup>	Crack Seal	1404 ft				
	Inlet Marker 1 ea	AC Repair	0 ton						
	Inlet Protection 1 ea								
	Traffic Loops @								
	Comments	TYPE 1							
1188-C6	ASHLEY FALLS DR	RIDING RIDGE RD	ALGONQUIN CT	1	Residential	220 ft	36 ft	7920 ft <sup>2</sup>	
	Hump Removal	AC Repair Area	0 ft <sup>2</sup>	Crack Seal	792 ft				
	Inlet Marker	AC Repair	0 ton						
	Inlet Protection								
	Traffic Loops @								
	Comments	TYPE 1							
1188-C6	CARMEL KNOLLS DR	AZZURO CT	AIDA ST	1	Major	240 ft	40 ft	9600 ft <sup>2</sup>	
	Hump Removal	AC Repair Area	0 ft <sup>2</sup>	Crack Seal	960 ft				
	Inlet Marker 1 ea	AC Repair	0 ton						
	Inlet Protection 1 ea								
	Traffic Loops @								
	Comments	TYPE 1							
1188-C6	AZZURO CT	CARMEL KNOLLS DR	BELVISTA CT	1	Residential	170 ft	40 ft	6800 ft <sup>2</sup>	
	Hump Removal	AC Repair Area	0 ft <sup>2</sup>	Crack Seal	680 ft				
	Inlet Marker 1 ea	AC Repair	0 ton						
	Inlet Protection 1 ea								
	Traffic Loops @								
	Comments	TYPE 1							

Filter (Work Order Number is equal to "FY14-S2")  
Sort [..\Thomas Bros Map Page] Ascending

TB Map Page	Street Name	From	To	Council District	Functional Class	Length	Width	Area	Trash Day
1188-C6	BELVISTA CT	AZZURO CT	END	1	Residential	420 ft	26 ft	10920 ft <sup>2</sup>	
	Hump Removal	AC Repair Area	0 ft <sup>2</sup>	Crack Seal	1092 ft				
	Inlet Marker 1 ea	AC Repair	0 ton						
	Inlet Protection 1 ea								
	Traffic Loops @								
	Comments TYPE 1								
1188-C6	ASHLEY FALLS DR	ALMONDWOOD WY	BROOKBURN DR	1	Residential	260 ft	36 ft	9360 ft <sup>2</sup>	
	Hump Removal	AC Repair Area	0 ft <sup>2</sup>	Crack Seal	936 ft				
	Inlet Marker 1 ea	AC Repair	0 ton						
	Inlet Protection 1 ea								
	Traffic Loops @								
	Comments TYPE 1								
1188-C6	CARMEL CENTER RD	HERITAGE GLEN LN	CARMEL KNOLLS DR	1	Major	200 ft	40 ft	8000 ft <sup>2</sup>	
	Hump Removal	AC Repair Area	0 ft <sup>2</sup>	Crack Seal	800 ft				
	Inlet Marker	AC Repair	0 ton						
	Inlet Protection								
	Traffic Loops @								
	Comments TYPE 1								
1188-C6	CARMEL KNOLLS DR	CREST KNOLLS CT	AZZURO CT	1	Major	370 ft	40 ft	14800 ft <sup>2</sup>	
	Hump Removal	AC Repair Area	0 ft <sup>2</sup>	Crack Seal	1480 ft				
	Inlet Marker 1 ea	AC Repair	0 ton						
	Inlet Protection 1 ea								
	Traffic Loops @								
	Comments TYPE 1								

Filter (Work Order Number is equal to "FY14-S2")  
Sort [..\Thomas Bros Map Page] Ascending

TB Map Page	Street Name	From	To	Council District	Functional Class	Length	Width	Area	Trash Day
1188-C6	CHAPARRAL RIDGE RD	SUNSET BLUFFS WY	SADDLE MTN CT	1	Residential	140 ft	36 ft	5040 ft <sup>2</sup>	
	Hump Removal	AC Repair Area	0 ft <sup>2</sup>	Crack Seal	504 ft				
	Inlet Marker 1 ea	AC Repair	0 ton						
	Inlet Protection 1 ea								
	Traffic Loops @								
	Comments	TYPE 1							
1188-C6	MONTEREY CYPRESS WY	CYPRESS GLEN PL	CARMEL CENTER RD	1	Residential	250 ft	26 ft	6500 ft <sup>2</sup>	
	Hump Removal	AC Repair Area	0 ft <sup>2</sup>	Crack Seal	650 ft				
	Inlet Marker	AC Repair	0 ton						
	Inlet Protection								
	Traffic Loops @								
	Comments	TYPE 1							
1188-C6	ASHLEY FALLS DR	ALGONQUIN CT	EASTCLIFF CT	1	Residential	240 ft	36 ft	8640 ft <sup>2</sup>	
	Hump Removal	AC Repair Area	0 ft <sup>2</sup>	Crack Seal	864 ft				
	Inlet Marker	AC Repair	0 ton						
	Inlet Protection								
	Traffic Loops @								
	Comments	TYPE 1							
1188-C6	AIDA ST	TARANTELLA LN	CARMEL KNOLLS DR	1	Residential	310 ft	36 ft	11160 ft <sup>2</sup>	
	Hump Removal	AC Repair Area		Crack Seal	1116 ft				
	Inlet Marker 1 ea	AC Repair							
	Inlet Protection 1 ea								
	Traffic Loops @								
	Comments	type 1							

Filter (Work Order Number is equal to "FY14-S2")  
Sort [..\Thomas Bros Map Page] Ascending

TB Map Page	Street Name	From	To	Council District	Functional Class	Length	Width	Area	Trash Day
1188-C6	MONTEREY CYPRESS WY	BEGIN	CYPRESS GLEN PL	1	Residential	300 ft	26 ft	7800 ft <sup>2</sup>	
	<b>Hump Removal</b>	<b>AC Repair Area</b>	0 ft <sup>2</sup>	<b>Crack Seal</b>	780 ft				
	<b>Inlet Marker</b>	<b>AC Repair</b>	0 ton						
	<b>Inlet Protection</b>								
	Traffic Loops @								
	<b>Comments</b> TYPE 1								
1188-C6	CARMEL KNOLLS DR	CARMEL CENTER RD	CREST KNOLLS CT	1	Major	350 ft	40 ft	14000 ft <sup>2</sup>	
	<b>Hump Removal</b>	<b>AC Repair Area</b>	0 ft <sup>2</sup>	<b>Crack Seal</b>	1400 ft				
	<b>Inlet Marker</b> 1 ea	<b>AC Repair</b>	0 ton						
	<b>Inlet Protection</b> 1 ea								
	Traffic Loops @								
	<b>Comments</b> TYPE 1								
1188-C6	HERITAGE GLEN LN	HERITAGE GLEN CT	CARMEL CENTER RD	1	Residential	200 ft	28 ft	5600 ft <sup>2</sup>	
	<b>Hump Removal</b>	<b>AC Repair Area</b>	0 ft <sup>2</sup>	<b>Crack Seal</b>	560 ft				
	<b>Inlet Marker</b> 1 ea	<b>AC Repair</b>	0 ton						
	<b>Inlet Protection</b> 1 ea								
	Traffic Loops @								
	<b>Comments</b> TYPE 1								
1188-C6	CHAPARRAL RIDGE RD	BEGIN	SUNSET BLUFFS WY	1	Residential	70 ft	36 ft	2520 ft <sup>2</sup>	
	<b>Hump Removal</b>	<b>AC Repair Area</b>	0 ft <sup>2</sup>	<b>Crack Seal</b>	252 ft				
	<b>Inlet Marker</b>	<b>AC Repair</b>	0 ton						
	<b>Inlet Protection</b>								
	Traffic Loops @								
	<b>Comments</b> TYPE 1								

Filter (Work Order Number is equal to "FY14-S2")  
Sort [..\Thomas Bros Map Page] Ascending

08/12/2014  
84 of 108



TB Map Page	Street Name	From	To	Council District	Functional Class	Length	Width	Area	Trash Day
1188-C6	CARMEL CENTER RD	CARMEL KNOLLS DR	FALCONRIDGE CT	1	Major	140 ft	40 ft	5600 ft <sup>2</sup>	
	Hump Removal	AC Repair Area	0 ft <sup>2</sup>	Crack Seal	560 ft				
	Inlet Marker	AC Repair	0 ton						
	Inlet Protection								
Traffic Loops @									
Comments TYPE 1									
1188-C6	CARMEL CENTER RD	FOXHOLLOW CT	SUNSET BLUFFS WY	1	Major	190 ft	40 ft	7600 ft <sup>2</sup>	
	Hump Removal	AC Repair Area	0 ft <sup>2</sup>	Crack Seal	760 ft				
	Inlet Marker	AC Repair	0 ton						
	Inlet Protection								
Traffic Loops @									
Comments TYPE 1									
1188-C6	RIDING RIDGE RD	ASHLEY FALLS DR	BRUBAKER CT	1	Residential	250 ft	36 ft	9000 ft <sup>2</sup>	
	Hump Removal	AC Repair Area	0 ft <sup>2</sup>	Crack Seal	900 ft				
	Inlet Marker 1 ea	AC Repair	0 ton						
	Inlet Protection 1 ea								
Traffic Loops @									
Comments TYPE 1									
1188-C6	FOXHOLLOW CT	BEGIN	CARMEL CENTER RD	1	Residential	680 ft	26 ft	17680 ft <sup>2</sup>	
	Hump Removal	AC Repair Area	0 ft <sup>2</sup>	Crack Seal	1768 ft				
	Inlet Marker 1 ea	AC Repair	0 ton						
	Inlet Protection 1 ea								
Traffic Loops @									
Comments TYPE 1									

Filter (Work Order Number is equal to "FY14-S2")  
Sort [..\Thomas Bros Map Page] Ascending

TB Map Page	Street Name	From	To	Council District	Functional Class	Length	Width	Area	Trash Day
1188-C6	OCEAN VALLEY LN	CARMEL CENTER RD	END	1	Residential	440 ft	26 ft	11440 ft <sup>2</sup>	
	Hump Removal	AC Repair Area	0 ft <sup>2</sup>	Crack Seal	1144 ft				
	Inlet Marker	AC Repair	0 ton						
	Inlet Protection								
	Traffic Loops @								
	Comments TYPE 1								
1188-C6	CREST KNOLLS CT	BEGIN	CARMEL KNOLLS DR	1	Residential	490 ft	26 ft	12740 ft <sup>2</sup>	
	Hump Removal	AC Repair Area	0 ft <sup>2</sup>	Crack Seal	1274 ft				
	Inlet Marker 1 ea	AC Repair	0 ton						
	Inlet Protection 1 ea								
	Traffic Loops @								
	Comments TYPE 1								
1188-C6	EASTCLIFF CT	BEGIN	ASHLEY FALLS DR	1	Residential	350 ft	36 ft	12600 ft <sup>2</sup>	
	Hump Removal	AC Repair Area	0 ft <sup>2</sup>	Crack Seal	1260 ft				
	Inlet Marker 1 ea	AC Repair	0 ton						
	Inlet Protection 1 ea								
	Traffic Loops @								
	Comments TYPE 1								
1188-C6	CYPRESS GLEN PL	MONTEREY CYPRESS WY	END	1	Residential	410 ft	26 ft	10660 ft <sup>2</sup>	
	Hump Removal	AC Repair Area	0 ft <sup>2</sup>	Crack Seal	1066 ft				
	Inlet Marker 1 ea	AC Repair	0 ton						
	Inlet Protection 1 ea								
	Traffic Loops @								
	Comments TYPE 1								

Filter (Work Order Number is equal to "FY14-S2")  
Sort [..\Thomas Bros Map Page] Ascending

TB Map Page	Street Name	From	To	Council District	Functional Class	Length	Width	Area	Trash Day
1188-C6	STEBICK CT	BRADSHAW CT	END	1	Residential	200 ft	23 ft	4600 ft <sup>2</sup>	
	Hump Removal	AC Repair Area	0 ft <sup>2</sup>	Crack Seal	460 ft				
	Inlet Marker	AC Repair	0 ton						
	Inlet Protection								
	Traffic Loops @								
	Comments								
1188-C6	ALBERSON CT	BEGIN	ASHLEY FALLS DR	1	Residential	300 ft	26 ft	7800 ft <sup>2</sup>	
	Hump Removal	AC Repair Area	0 ft <sup>2</sup>	Crack Seal	780 ft				
	Inlet Marker 1 ea	AC Repair	0 ton						
	Inlet Protection 1 ea								
	Traffic Loops @								
	Comments	TYPE 1							
1188-C6	BROOKBURN DR	BEGIN	ASHLEY FALLS DR	1	Residential	350 ft	33 ft	11550 ft <sup>2</sup>	
	Hump Removal	AC Repair Area	0 ft <sup>2</sup>	Crack Seal	1155 ft				
	Inlet Marker 1 ea	AC Repair	0 ton						
	Inlet Protection 1 ea								
	Traffic Loops @								
	Comments	TYPE 1							
1188-C6	SUNSET BLUFFS WY	PINE MEADOW CT	CARMEL CENTER RD	1	Residential	440 ft	28 ft	12320 ft <sup>2</sup>	
	Hump Removal	AC Repair Area	0 ft <sup>2</sup>	Crack Seal	1232 ft				
	Inlet Marker	AC Repair	0 ton						
	Inlet Protection								
	Traffic Loops @								
	Comments	TYPE 1							

Filter (Work Order Number is equal to "FY14-S2")  
Sort [...\Thomas Bros Map Page] Ascending

TB Map Page	Street Name	From	To	Council District	Functional Class	Length	Width	Area	Trash Day
1188-C6	CARMEL KNOLLS DR	CARMEL CANYON RD	ASHLEY FALLS DR	1	Major	450 ft	62 ft	27900 ft <sup>2</sup>	
	Hump Removal	AC Repair Area	0 ft <sup>2</sup>	Crack Seal	2790 ft				
	Inlet Marker 2 ea	AC Repair	0 ton						
	Inlet Protection 2 ea								
	Traffic Loops @								
	Comments	TYPE 1							
1188-C6	AZZURO CT	BELVISTA CT	END	1	Residential	280 ft	40 ft	11200 ft <sup>2</sup>	
	Hump Removal	AC Repair Area	0 ft <sup>2</sup>	Crack Seal	1120 ft				
	Inlet Marker 1 ea	AC Repair	0 ton						
	Inlet Protection 1 ea								
	Traffic Loops @								
	Comments								
1188-C6	ALMONDWOOD WY	RIDING RIDGE RD	ASHLEY FALLS DR	1	Residential	840 ft	36 ft	30240 ft <sup>2</sup>	
	Hump Removal	AC Repair Area	0 ft <sup>2</sup>	Crack Seal	3024 ft				
	Inlet Marker 2 ea	AC Repair	0 ton						
	Inlet Protection 2 ea								
	Traffic Loops @								
	Comments	TYPE 1							
1188-C6	CARMEL CANYON RD	CARMEL COUNTRY RD	CARMEL KNOLLS DR	1	Major	1900 ft	32 ft	60800 ft <sup>2</sup>	
	Hump Removal	AC Repair Area	0 ft <sup>2</sup>	Crack Seal	6080 ft				
	Inlet Marker 3 ea	AC Repair	0 ton						
	Inlet Protection 3 ea								
	Traffic Loops @								
	Comments	TYPE 1							

Filter (Work Order Number is equal to "FY14-S2")  
Sort [..\Thomas Bros Map Page] Ascending

08/12/2014  
88 of 108

TB Map Page	Street Name	From	To	Council District	Functional Class	Length	Width	Area	Trash Day
1188-C6	OCEAN VALLEY LN	BEGIN	CARMEL CENTER RD	1	Residential	760 ft	28 ft	21280 ft <sup>2</sup>	
	<b>Hump Removal</b>		<b>AC Repair Area</b>		<b>Crack Seal</b>	2128 ft			
	<b>Inlet Marker</b> 1 ea		<b>AC Repair</b>					0 ft <sup>2</sup>	0 ton
	<b>Inlet Protection</b> 1 ea								
	Traffic Loops @								
	<b>Comments</b> TYPE 1								
1188-C6	SADDLE MTN CT	BEGIN	CHAPARRAL RIDGE RD	1	Residential	450 ft	26 ft	11700 ft <sup>2</sup>	
	<b>Hump Removal</b>		<b>AC Repair Area</b>		<b>Crack Seal</b>	1170 ft			
	<b>Inlet Marker</b> 1 ea		<b>AC Repair</b>					0 ft <sup>2</sup>	0 ton
	<b>Inlet Protection</b> 1 ea								
	Traffic Loops @								
	<b>Comments</b> TYPE 1								
1188-C6	CARMEL CENTER RD	MONTEREY CYPRESS WY	INTERMEZZO WY	1	Major	190 ft	40 ft	7600 ft <sup>2</sup>	
	<b>Hump Removal</b>		<b>AC Repair Area</b>		<b>Crack Seal</b>	760 ft			
	<b>Inlet Marker</b> 1 ea		<b>AC Repair</b>					0 ft <sup>2</sup>	0 ton
	<b>Inlet Protection</b> 1 ea								
	Traffic Loops @								
	<b>Comments</b> TYPE 1								
1188-C6	ASHLEY FALLS DR	BROOKBURN DR	RIDING RIDGE RD	1	Residential	290 ft	36 ft	10440 ft <sup>2</sup>	
	<b>Hump Removal</b>		<b>AC Repair Area</b>		<b>Crack Seal</b>	1044 ft			
	<b>Inlet Marker</b> 1 ea		<b>AC Repair</b>					0 ft <sup>2</sup>	0 ton
	<b>Inlet Protection</b> 1 ea								
	Traffic Loops @								
	<b>Comments</b> TYPE 1								

Filter {Work Order Number is equal to "FY14-S2"}  
Sort [..\Thomas Bros Map Page] Ascending

TB Map Page	Street Name	From	To	Council District	Functional Class	Length	Width	Area	Trash Day
1188-C6	RIDING RIDGE RD	ALMONDWOOD WY	ASHLEY FALLS DR	1	Residential	840 ft	36 ft	30240 ft <sup>2</sup>	
	Hump Removal	AC Repair Area	0 ft <sup>2</sup>	Crack Seal	3024 ft				
	Inlet Marker 2 ea	AC Repair	0 ton						
	Inlet Protection 2 ea								
	Traffic Loops @								
	Comments TYPE 1								
1188-C6	FALCONRIDGE CT	CARMEL CENTER RD	END	1	Residential	380 ft	26 ft	9880 ft <sup>2</sup>	
	Hump Removal	AC Repair Area	0 ft <sup>2</sup>	Crack Seal	988 ft				
	Inlet Marker 1 ea	AC Repair	0 ton						
	Inlet Protection 1 ea								
	Traffic Loops @								
	Comments TYPE 1								
1188-C6	CARMEL KNOLLS DR	AIDA ST	CARMEL CANYON RD	1	Major	750 ft	40 ft	30000 ft <sup>2</sup>	
	Hump Removal	AC Repair Area	0 ft <sup>2</sup>	Crack Seal	3000 ft				
	Inlet Marker 1 ea	AC Repair	0 ton						
	Inlet Protection 1 ea								
	Traffic Loops @								
	Comments TYPE 1								
1188-C6	CARMEL CENTER RD	INTERMEZZO WY	HERITAGE GLEN LN	1	Major	190 ft	40 ft	7600 ft <sup>2</sup>	
	Hump Removal	AC Repair Area	0 ft <sup>2</sup>	Crack Seal	760 ft				
	Inlet Marker 1 ea	AC Repair	0 ton						
	Inlet Protection 1 ea								
	Traffic Loops @								
	Comments TYPE 1								

Filter (Work Order Number is equal to "FY14-S2")  
Sort [..\Thomas Bros Map Page] Ascending

TB Map Page	Street Name	From	To	Council District	Functional Class	Length	Width	Area	Trash Day
1188-C6	CARMEL CENTER RD	FALCONRIDGE CT	OCEAN VALLEY LN	1	Major	240 ft	40 ft	9600 ft <sup>2</sup>	
	Hump Removal	AC Repair Area	0 ft <sup>2</sup>	Crack Seal	960 ft				
	Inlet Marker	AC Repair	0 ton						
	Inlet Protection								
	Traffic Loops @								
	Comments TYPE 1								
1188-D4	GUNSTON CT	BEGIN	WINSTANLEY WY	1	Residential	480 ft	37 ft	17760 ft <sup>2</sup>	
	Hump Removal	AC Repair Area	0 ft <sup>2</sup>	Crack Seal	1776 ft				
	Inlet Marker 1 ea	AC Repair	0 ton						
	Inlet Protection 1 ea								
	Traffic Loops @								
	Comments TYPE 1								
1188-D4	WINSTANLEY WY	WYNGATE PT	WHITE EMERALD DR	1	Residential	620 ft	40 ft	24800 ft <sup>2</sup>	
	Hump Removal	AC Repair Area	0 ft <sup>2</sup>	Crack Seal	2480 ft				
	Inlet Marker 1 ea	AC Repair	0 ton						
	Inlet Protection 1 ea								
	Traffic Loops @								
	Comments Type 1								
1188-D5	ASHLEY FALLS DR	HIDDEN DUNE CT	SMITH CANYON CT	1	Major	300 ft	48 ft	14400 ft <sup>2</sup>	
	Hump Removal	AC Repair Area	0 ft <sup>2</sup>	Crack Seal	1440 ft				
	Inlet Marker 1 ea	AC Repair	0 ton						
	Inlet Protection 1 ea								
	Traffic Loops @								
	Comments TYPE 1								

Filter (Work Order Number is equal to "FY14-S2")  
Sort [..\Thomas Bros Map Page] Ascending

TB Map Page	Street Name	From	To	Council District	Functional Class	Length	Width	Area	Trash Day
1188-D5	BAYWIND PT	BEGIN	PEARLMAN WY	1	Residential	880 ft	32 ft	28160 ft <sup>2</sup>	
	Hump Removal		AC Repair Area		Crack Seal	2816 ft			
	Inlet Marker 1 ea		AC Repair						
	Inlet Protection 1 ea								
	Traffic Loops @								
	Comments	TYPE 1							
1188-D5	ASHLEY FALLS DR	BEAUCHAMP CT	CONCANNON CT	1	Major	235 ft	40 ft	9400 ft <sup>2</sup>	
	Hump Removal		AC Repair Area		Crack Seal	940 ft			
	Inlet Marker		AC Repair						
	Inlet Protection								
	Traffic Loops @								
	Comments	TYPE 1							
1188-D5	HARWICK LN	ASHLEY FALLS DR	HARWICK PL	1	Residential	485 ft	30 ft	14550 ft <sup>2</sup>	
	Hump Removal		AC Repair Area		Crack Seal	1455 ft			
	Inlet Marker 1 ea		AC Repair						
	Inlet Protection 1 ea								
	Traffic Loops @								
	Comments	TYPE 1							
1188-D5	ASHLEY FALLS DR	CONCANNON CT	HARWICK LN	1	Major	260 ft	40 ft	10400 ft <sup>2</sup>	
	Hump Removal		AC Repair Area		Crack Seal	1040 ft			
	Inlet Marker 1 ea		AC Repair						
	Inlet Protection 1 ea								
	Traffic Loops @								
	Comments	TYPE 1							

Filter (Work Order Number is equal to "FY14-S2")  
Sort [..\Thomas Bros Map Page] Ascending

08/12/2014  
92 of 108



TB Map Page	Street Name	From	To	Council District	Functional Class	Length	Width	Area	Trash Day
1188-D5	HIDDEN DUNE CT	ASHLEY FALLS DR	END	1	Residential	470 ft	26 ft	0 ft <sup>2</sup>	
	Hump Removal	AC Repair Area	0 ft <sup>2</sup>	Crack Seal	0 ft				
	Inlet Marker 1 ea	AC Repair	0 ton						
	Inlet Protection 1 ea								
	Traffic Loops @								
	Comments	TYPE 1							
1188-D5	SANDHILL CT	SANDHILL TR	END	1	Residential	90 ft	26 ft	2340 ft <sup>2</sup>	
	Hump Removal	AC Repair Area	0 ft <sup>2</sup>	Crack Seal	234 ft				
	Inlet Marker	AC Repair	0 ton						
	Inlet Protection								
	Traffic Loops @								
	Comments	TYPE 1							
1188-D5	HARWICK LN	ZIMMER CV	ASHLEY FALLS DR	1	Residential	270 ft	36 ft	9720 ft <sup>2</sup>	
	Hump Removal	AC Repair Area	0 ft <sup>2</sup>	Crack Seal	972 ft				
	Inlet Marker	AC Repair	0 ton						
	Inlet Protection								
	Traffic Loops @								
	Comments	TYPE 1							
1188-D5	SANDHILL TR	SANDHILL CT	CARMEL KNOLLS DR	1	Residential	250 ft	28 ft	7000 ft <sup>2</sup>	
	Hump Removal	AC Repair Area	0 ft <sup>2</sup>	Crack Seal	700 ft				
	Inlet Marker 1 ea	AC Repair	0 ton						
	Inlet Protection 1 ea								
	Traffic Loops @								
	Comments	TYPE 1							

Filter (Work Order Number is equal to "FY14-S2")  
Sort [..\Thomas Bros Map Page] Ascending

TB Map Page	Street Name	From	To	Council District	Functional Class	Length	Width	Area	Trash Day
1188-D5	PEARLMAN WY	BEGIN	ASHLEY FALLS DR	1	Residential	540 ft	30 ft	16200 ft <sup>2</sup>	
	Hump Removal	AC Repair Area	0 ft <sup>2</sup>	Crack Seal	1620 ft				
	Inlet Marker 1 ea	AC Repair	0 ton						
	Inlet Protection 1 ea								
	Traffic Loops @								
	Comments	TYPE 1							
1188-D5	PEARLMAN WY	ASHLEY FALLS DR	MANOCK CV	1	Residential	465 ft	36 ft	16740 ft <sup>2</sup>	
	Hump Removal	AC Repair Area	0 ft <sup>2</sup>	Crack Seal	1674 ft				
	Inlet Marker 1 ea	AC Repair	0 ton						
	Inlet Protection 1 ea								
	Traffic Loops @								
	Comments	TYPE 1							
1188-D5	ASHLEY FALLS DR	SMITH CANYON CT	BEAUCHAMP CT	1	Major	250 ft	48 ft	12000 ft <sup>2</sup>	
	Hump Removal	AC Repair Area	0 ft <sup>2</sup>	Crack Seal	1200 ft				
	Inlet Marker 1 ea	AC Repair	0 ton						
	Inlet Protection 1 ea								
	Traffic Loops @								
	Comments	TYPE 1							
1188-D5	ASHLEY FALLS DR	PEARLMAN WY	CARMEL KNOLLS DR	1	Major	780 ft	40 ft	31200 ft <sup>2</sup>	
	Hump Removal	AC Repair Area	0 ft <sup>2</sup>	Crack Seal	3120 ft				
	Inlet Marker 2 ea	AC Repair	0 ton						
	Inlet Protection 2 ea								
	Traffic Loops @								
	Comments	TYPE 1							

Filter (Work Order Number is equal to "FY14-S2")  
Sort [..\Thomas Bros Map Page] Ascending

08/12/2014  
94 of 108

TB Map Page	Street Name	From	To	Council District	Functional Class	Length	Width	Area	Trash Day
1188-D5	SMITH CANYON CT	ASHLEY FALLS DR	END	1	Residential	440 ft	26 ft	11440 ft <sup>2</sup>	
	Hump Removal	AC Repair Area	0 ft <sup>2</sup>	Crack Seal	1144 ft				
	Inlet Marker 1 ea	AC Repair	0 ton						
	Inlet Protection 1 ea								
	Traffic Loops @								
	Comments	TYPE 1							
1188-D5	ASHLEY FALLS DR	HARWICK LN	PEARLMAN WY	1	Major	260 ft	40 ft	10400 ft <sup>2</sup>	
	Hump Removal	AC Repair Area	0 ft <sup>2</sup>	Crack Seal	1040 ft				
	Inlet Marker	AC Repair	0 ton						
	Inlet Protection								
	Traffic Loops @								
	Comments	TYPE 1							
1188-D5	BEACHCOMBER CT	BEGIN	CARMEL KNOLLS DR	1	Residential	400 ft	28 ft	11200 ft <sup>2</sup>	
	Hump Removal	AC Repair Area	0 ft <sup>2</sup>	Crack Seal	1120 ft				
	Inlet Marker 1 ea	AC Repair	0 ton						
	Inlet Protection 1 ea								
	Traffic Loops @								
	Comments	TYPE 1							
1188-D5	ZIMMER CV	BEGIN	HARWICK LN	1	Residential	370 ft	30 ft	11100 ft <sup>2</sup>	
	Hump Removal	AC Repair Area	0 ft <sup>2</sup>	Crack Seal	1110 ft				
	Inlet Marker	AC Repair	0 ton						
	Inlet Protection								
	Traffic Loops @								
	Comments	TYPE 1							

Filter (Work Order Number is equal to "FY14-S2")  
Sort [.\Thomas Bros Map Page] Ascending

TB Map Page	Street Name	From	To	Council District	Functional Class	Length	Width	Area	Trash Day
1188-D5	HARWICK LN	MC GILL WY	ZIMMER CV	1	Residential	1100 ft	36 ft	39600 ft <sup>2</sup>	
	Hump Removal	AC Repair Area	0 ft <sup>2</sup>	Crack Seal	3960 ft				
	Inlet Marker 2 ea	AC Repair	0 ton						
	Inlet Protection 2 ea								
	Traffic Loops @								
	Comments	TYPE 1							
1188-D5	SANDHILL TR	BEGIN	SANDHILL CT	1	Residential	250 ft	28 ft	7000 ft <sup>2</sup>	
	Hump Removal	AC Repair Area	0 ft <sup>2</sup>	Crack Seal	700 ft				
	Inlet Marker	AC Repair	0 ton						
	Inlet Protection								
	Traffic Loops @								
	Comments	TYPE 1							
1188-D6	BRADSHAW CT	ASHLEY FALLS DR	JORDAN RIDGE CT	1	Residential	500 ft	32 ft	16000 ft <sup>2</sup>	
	Hump Removal	AC Repair Area	0 ft <sup>2</sup>	Crack Seal	1600 ft				
	Inlet Marker 1 ea	AC Repair	0 ton						
	Inlet Protection 1 ea								
	Traffic Loops @								
	Comments	TYPE 1							
1188-D6	ALMONDWOOD WY	BROOKBURN DR	CARMEL KNOLLS DR	1	Residential	170 ft	36 ft	6120 ft <sup>2</sup>	
	Hump Removal	AC Repair Area	0 ft <sup>2</sup>	Crack Seal	612 ft				
	Inlet Marker 1 ea	AC Repair	0 ton						
	Inlet Protection 1 ea								
	Traffic Loops @								
	Comments	TYPE 1							

Filter (Work Order Number is equal to "FY14-S2")  
Sort [..\Thomas Bros Map Page] Ascending

TB Map Page	Street Name	From	To	Council District	Functional Class	Length	Width	Area	Trash Day
1188-D6	SANDSHORE CT	BEGIN	WINDY HEIGHTS WY	1	Residential	350 ft	30 ft	10500 ft <sup>2</sup>	
	Hump Removal	AC Repair Area	0 ft <sup>2</sup>	Crack Seal	1050 ft				
	Inlet Marker 1 ea	AC Repair	0 ton						
	Inlet Protection 1 ea								
	Traffic Loops @								
	Comments TYPE 1								
1188-D6	ALMONDWOOD WY	ASHLEY FALLS DR	BROOKBURN DR	1	Residential	1200 ft	36 ft	43200 ft <sup>2</sup>	
	Hump Removal	AC Repair Area	0 ft <sup>2</sup>	Crack Seal	4320 ft				
	Inlet Marker 2 ea	AC Repair	0 ton						
	Inlet Protection 2 ea								
	Traffic Loops @								
	Comments TYPE 1								
1188-D6	SANDSHORE CT	WINDY HEIGHTS WY	END	1	Residential	500 ft	30 ft	15000 ft <sup>2</sup>	
	Hump Removal	AC Repair Area	0 ft <sup>2</sup>	Crack Seal	1500 ft				
	Inlet Marker 1 ea	AC Repair	0 ton						
	Inlet Protection 1 ea								
	Traffic Loops @								
	Comments TYPE 1								
1188-D6	BROOKBURN DR	ASHLEY FALLS DR	ALMONDWOOD WY	1	Residential	1100 ft	32 ft	35200 ft <sup>2</sup>	
	Hump Removal	AC Repair Area	0 ft <sup>2</sup>	Crack Seal	3520 ft				
	Inlet Marker 3 ea	AC Repair	0 ton						
	Inlet Protection 3 ea								
	Traffic Loops @								
	Comments TYPE 1								

Filter (Work Order Number is equal to "FY14-S2")  
Sort [..\Thomas Bros Map Page] Ascending

TB Map Page	Street Name	From	To	Council District	Functional Class	Length	Width	Area	Trash Day
1188-D6	DANNAN CT	BEGIN	MC GILL WY	1	Residential	120 ft	28 ft	3360 ft <sup>2</sup>	
	Hump Removal	AC Repair Area	0 ft <sup>2</sup>	Crack Seal	336 ft				
	Inlet Marker 1 ea	AC Repair	0 ton						
	Inlet Protection 1 ea								
	Traffic Loops @								
	Comments TYPE 1								
1188-D6	ASHLEY FALLS DR	BRADSHAW CT	MC GILL WY	1	Major	360 ft	48 ft	17280 ft <sup>2</sup>	
	Hump Removal	AC Repair Area	0 ft <sup>2</sup>	Crack Seal	1728 ft				
	Inlet Marker 1 ea	AC Repair	0 ton						
	Inlet Protection 1 ea								
	Traffic Loops @								
	Comments TYPE 1								
1188-D6	JORDAN RIDGE CT	BRADSHAW CT	END	1	Residential	600 ft	30 ft	18000 ft <sup>2</sup>	
	Hump Removal	AC Repair Area	0 ft <sup>2</sup>	Crack Seal	1800 ft				
	Inlet Marker 1 ea	AC Repair	0 ton						
	Inlet Protection 1 ea								
	Traffic Loops @								
	Comments TYPE 1								
1188-D6	RIDING RIDGE RD	BRUBAKER CT	END	1	Residential	430 ft	36 ft	15480 ft <sup>2</sup>	
	Hump Removal	AC Repair Area	0 ft <sup>2</sup>	Crack Seal	1548 ft				
	Inlet Marker	AC Repair	0 ton						
	Inlet Protection								
	Traffic Loops @								
	Comments TYPE 1								

Filter (Work Order Number is equal to "FY14-S2")  
Sort [..\Thomas Bros Map Page] Ascending

TB Map Page	Street Name	From	To	Council District	Functional Class	Length	Width	Area	Trash Day
1188-D6	ASHLEY FALLS DR	MC GILL WY	HIDDEN DUNE CT	1	Major	250 ft	48 ft	12000 ft <sup>2</sup>	
	Hump Removal	AC Repair Area	0 ft <sup>2</sup>	Crack Seal	1200 ft				
	Inlet Marker	AC Repair	0 ton						
	Inlet Protection								
	Traffic Loops @								
	Comments TYPE 1								
1188-D6	CHAPARRO HILLS PL	BRADSHAW CT	END	1	Residential	75 ft	30 ft	2250 ft <sup>2</sup>	
	Hump Removal	AC Repair Area	0 ft <sup>2</sup>	Crack Seal	225 ft				
	Inlet Marker	AC Repair	0 ton						
	Inlet Protection								
	Traffic Loops @								
	Comments TYPE 1								
1188-D6	MC GILL WY	ASHLEY FALLS DR	DANNAN CT	1	Residential	200 ft	36 ft	7200 ft <sup>2</sup>	
	Hump Removal	AC Repair Area	0 ft <sup>2</sup>	Crack Seal	720 ft				
	Inlet Marker	AC Repair	0 ton						
	Inlet Protection								
	Traffic Loops @								
	Comments TYPE 1								
1188-D6	BRADSHAW CT	JORDAN RIDGE CT	CHAPARRO HILLS PL	1	Residential	280 ft	32 ft	8960 ft <sup>2</sup>	
	Hump Removal	AC Repair Area	0 ft <sup>2</sup>	Crack Seal	896 ft				
	Inlet Marker	AC Repair	0 ton						
	Inlet Protection								
	Traffic Loops @								
	Comments TYPE 1								

Filter (Work Order Number is equal to "FY14-S2")  
Sort [.\Thomas Bros Map Page] Ascending

TB Map Page	Street Name	From	To	Council District	Functional Class	Length	Width	Area	Trash Day
1188-D6	SOUTHAMPTON CV	BEGIN	CARMEL KNOLLS DR	1	Residential	280 ft	26 ft	7280 ft <sup>2</sup>	
	Hump Removal	AC Repair Area	0 ft <sup>2</sup>	Crack Seal	728 ft				
	Inlet Marker	AC Repair	0 ton						
	Inlet Protection								
	Traffic Loops @								
	Comments	TYPE 1							
1188-D6	BRADSHAW CT	STEBICK CT	ASHLEY FALLS DR	1	Residential	190 ft	26 ft	4940 ft <sup>2</sup>	
	Hump Removal	AC Repair Area	0 ft <sup>2</sup>	Crack Seal	494 ft				
	Inlet Marker	AC Repair	0 ton						
	Inlet Protection								
	Traffic Loops @								
	Comments	TYPE 1							
1188-D6	WINDY HEIGHTS WY	CARMEL KNOLLS DR	SANDSHORE CT	1	Residential	170 ft	32 ft	5440 ft <sup>2</sup>	
	Hump Removal	AC Repair Area	0 ft <sup>2</sup>	Crack Seal	544 ft				
	Inlet Marker	AC Repair	0 ton						
	Inlet Protection								
	Traffic Loops @								
	Comments	TYPE 1							
1188-D6	BRADSHAW CT	CHAPARRO HILLS PL	END	1	Residential	230 ft	32 ft	7360 ft <sup>2</sup>	
	Hump Removal	AC Repair Area	0 ft <sup>2</sup>	Crack Seal	736 ft				
	Inlet Marker 1 ea	AC Repair	0 ton						
	Inlet Protection 1 ea								
	Traffic Loops @								
	Comments	TYPE 1							

Filter (Work Order Number is equal to "FY14-S2")  
Sort [...\Thomas Bros Map Page] Ascending

08/12/2014  
100 of 108



TB Map Page	Street Name	From	To	Council District	Functional Class	Length	Width	Area	Trash Day
1188-D6	ASHLEY FALLS DR	ALBERSON CT	BRADSHAW CT	1	Major	250 ft	48 ft	12000 ft <sup>2</sup>	
	Hump Removal	AC Repair Area	0 ft <sup>2</sup>	Crack Seal	1200 ft				
	Inlet Marker	AC Repair	0 ton						
	Inlet Protection								
	Traffic Loops @								
	Comments	TYPE 1							
1188-D6	BROOKBURN DR	ALMONDWOOD WY	END	1	Residential	200 ft	29 ft	5800 ft <sup>2</sup>	
	Hump Removal	AC Repair Area	0 ft <sup>2</sup>	Crack Seal	580 ft				
	Inlet Marker	AC Repair	0 ton						
	Inlet Protection								
	Traffic Loops @								
	Comments	TYPE 1							
1188-D6	MC GILL WY	HARWICK LN	END	1	Residential	100 ft	36 ft	3600 ft <sup>2</sup>	
	Hump Removal	AC Repair Area	0 ft <sup>2</sup>	Crack Seal	360 ft				
	Inlet Marker	AC Repair	0 ton						
	Inlet Protection								
	Traffic Loops @								
	Comments	TYPE 1							
1188-D6	MC GILL WY	DANNAN CT	HARWICK LN	1	Residential	420 ft	36 ft	15120 ft <sup>2</sup>	
	Hump Removal	AC Repair Area	0 ft <sup>2</sup>	Crack Seal	1512 ft				
	Inlet Marker	AC Repair	0 ton						
	Inlet Protection								
	Traffic Loops @								
	Comments	TYPE 1							

Filter (Work Order Number is equal to "FY14-S2")  
Sort [..\Thomas Bros Map Page] Ascending

TB Map Page	Street Name	From	To	Council District	Functional Class	Length	Width	Area	Trash Day
1188-D6	SANDY CREST CT	CARMEL KNOLLS DR	END	1	Residential	660 ft	32 ft	21120 ft <sup>2</sup>	
	Hump Removal	AC Repair Area	0 ft <sup>2</sup>	Crack Seal	2112 ft				
	Inlet Marker 1 ea	AC Repair	0 ton						
	Inlet Protection 1 ea								
	Traffic Loops @								
	Comments	TYPE 1							
1188-D6	PACIFIC GROVE PL	BEGIN	CARMEL KNOLLS DR	1	Residential	340 ft	26 ft	8840 ft <sup>2</sup>	
	Hump Removal	AC Repair Area	0 ft <sup>2</sup>	Crack Seal	884 ft				
	Inlet Marker	AC Repair	0 ton						
	Inlet Protection								
	Traffic Loops @								
	Comments	TYPE 1							
1269-A5	07TH AV	UNIVERSITY AV	WASHINGTON ST	3	Residential	600 ft	40 ft	24000 ft <sup>2</sup>	
	Hump Removal	AC Repair Area	200	Crack Seal	2400 ft				
	Inlet Marker 1 ea	AC Repair	16						
	Inlet Protection 1 ea								
	Traffic Loops @								
	Comments								
1269-A6	03RD AV	THORN ST	UPAS ST	3	Residential	350 ft	37 ft	12950 ft <sup>2</sup>	
	Hump Removal	AC Repair Area	100	Crack Seal	1295 ft				
	Inlet Marker 1 ea	AC Repair	8						
	Inlet Protection 1 ea								
	Traffic Loops @								
	Comments								

Filter (Work Order Number is equal to "FY14-S2")  
Sort [..\Thomas Bros Map Page] Ascending

TB Map Page	Street Name	From	To	Council District	Functional Class	Length	Width	Area	Trash Day
1269-A7	03RD AV	SPRUCE ST	THORN ST	3	Residential	360 ft	37 ft	13320 ft <sup>2</sup>	
	Hump Removal	AC Repair Area	60	Crack Seal	1332 ft				
	Inlet Marker 1 ea	AC Repair	5						
	Inlet Protection 1 ea								
	Traffic Loops @								
	Comments								
1269-A7	03RD AV	REDWOOD ST	SPRUCE ST	3	Residential	360 ft	37 ft	13320 ft <sup>2</sup>	
	Hump Removal	AC Repair Area	100	Crack Seal	1332 ft				
	Inlet Marker 1 ea	AC Repair	8						
	Inlet Protection 1 ea								
	Traffic Loops @								
	Comments								
1269-B6	08TH AV	BEGIN	ROBINSON AV	3	Residential	540 ft	22 ft	11880 ft <sup>2</sup>	
	Hump Removal	AC Repair Area	50 ft <sup>2</sup>	Crack Seal	1188 ft				
	Inlet Marker	AC Repair	4 ton						
	Inlet Protection								
	Traffic Loops @								
	Comments								
1269-F4	36TH ST	MEADE AV	MONROE AV	3	Residential	673 ft	35 ft	23555 ft <sup>2</sup>	
	Hump Removal	AC Repair Area	300 ft <sup>2</sup>	Crack Seal	2356 ft				
	Inlet Marker	AC Repair	12 ton						
	Inlet Protection								
	Traffic Loops @								
	Comments	DONT SLURRY INTERSECTIONS							

Filter (Work Order Number is equal to "FY14-S2")  
Sort [..\Thomas Bros Map Page] Ascending

TB Map Page	Street Name	From	To	Council District	Functional Class	Length	Width	Area	Trash Day
1269-H5	42ND ST	LANDIS ST	WIGHTMAN ST	9	Residential	660 ft	50 ft	33000 ft <sup>2</sup>	
	Hump Removal	AC Repair Area	100 ft <sup>2</sup>	Crack Seal	3300 ft				
	Inlet Marker 2 ea	AC Repair	8 ton						
	Inlet Protection 2 ea								
	Traffic Loops @								
	Comments								
1269-H6	42ND ST	THORN ST	MYRTLE AV	9	Residential	660 ft	50 ft	33000 ft <sup>2</sup>	
	Hump Removal	AC Repair Area	200 ft <sup>2</sup>	Crack Seal	3300 ft				
	Inlet Marker 2 ea	AC Repair	16 ton						
	Inlet Protection 2 ea								
	Traffic Loops @								
	Comments	DO NOT SLURRY INTERSECTIONS							
1270-F2	AMHERST ST	72ND ST	HARBINSON AV	9	Residential	380 ft	38 ft	14440 ft <sup>2</sup>	
	Hump Removal	AC Repair Area	100 ft <sup>2</sup>	Crack Seal	1444 ft				
	Inlet Marker 1 ea	AC Repair	8 ton						
	Inlet Protection 1 ea								
	Traffic Loops @								
	Comments								
1270-F2	73RD ST	AMHERST ST	EL CAJON BL	9	Residential	395 ft	38 ft	15010 ft <sup>2</sup>	
	Hump Removal	AC Repair Area	400 ft <sup>2</sup>	Crack Seal	1501 ft				
	Inlet Marker 1 ea	AC Repair	26 ton						
	Inlet Protection 1 ea								
	Traffic Loops @								
	Comments	D.O AND PAVE EDGES OF PAVEMENT @ CROSS GUTTER ON ELCAJON & 73RD TO RESOLVE VEHICLE BOTTOM OUT PROBLEM.							

Filter (Work Order Number is equal to "FY14-S2")  
Sort [..\Thomas Bros Map Page] Ascending

TB Map Page	Street Name	From	To	Council District	Functional Class	Length	Width	Area	Trash Day
1270-F2	AMHERST ST	71ST ST	72ND ST	9	Residential	679 ft	38 ft	25802 ft <sup>2</sup>	
	Hump Removal	AC Repair Area	400 ft <sup>2</sup>	Crack Seal	2580 ft				
	Inlet Marker 2 ea	AC Repair	20 ton						
	Inlet Protection 2 ea								
	Traffic Loops @								
	Comments								
1270-F2	AMHERST ST	HARBINSON AV	73RD ST	9	Residential	293 ft	38 ft	11134 ft <sup>2</sup>	
	Hump Removal	AC Repair Area	0 ft <sup>2</sup>	Crack Seal	1113 ft				
	Inlet Marker 1 ea	AC Repair	0 ton						
	Inlet Protection 1 ea								
	Traffic Loops @								
	Comments	REPAIR CROSS GUTTER							
1289-B3	08TH AV	C ST	B ST	3	Collector	320 ft	52 ft	16640 ft <sup>2</sup>	
	Hump Removal	AC Repair Area		Crack Seal	1664 ft				
	Inlet Marker 1 ea	AC Repair							
	Inlet Protection 1 ea								
	Traffic Loops @								
	Comments	do not slurry intersections							
1289-B3	08TH AV	BROADWAY	C ST	3	Collector	320 ft	52 ft	16640 ft <sup>2</sup>	
	Hump Removal	AC Repair Area		Crack Seal	1664 ft				
	Inlet Marker 1 ea	AC Repair							
	Inlet Protection 1 ea								
	Traffic Loops @								
	Comments	Do not slurry intersection							

Filter (Work Order Number is equal to "FY14-S2")  
Sort [..\Thomas Bros Map Page] Ascending

TB Map Page	Street Name	From	To	Council District	Functional Class	Length	Width	Area	Trash Day
1289-B3	11TH AV	G ST	F ST	3	Collector	370 ft	50 ft	18500 ft <sup>2</sup>	
	Hump Removal	AC Repair Area		Crack Seal	1850 ft				
	Inlet Marker 1 ea	AC Repair							
	Inlet Protection 1 ea								
	Traffic Loops @								
	Comments	DO NOT SLURRY INTERSECTION @ F ST							
1289-B3	11TH AV	MARKET ST	G ST	3	Collector	380 ft	50 ft	19000 ft <sup>2</sup>	
	Hump Removal	AC Repair Area		Crack Seal	1900 ft				
	Inlet Marker 1 ea	AC Repair							
	Inlet Protection 1 ea								
	Traffic Loops @								
	Comments	DO NOT SLURRY INTERSECTION @ G ST							
1289-B3	09TH AV	C ST	B ST	3	Collector	370 ft	50 ft	18500 ft <sup>2</sup>	
	Hump Removal	AC Repair Area		Crack Seal	1850 ft				
	Inlet Marker 1 ea	AC Repair							
	Inlet Protection 1 ea								
	Traffic Loops @								
	Comments								
1289-B3	09TH AV	E ST	BROADWAY	3	Collector	370 ft	50 ft	18500 ft <sup>2</sup>	
	Hump Removal	AC Repair Area	100	Crack Seal	1850 ft				
	Inlet Marker 1 ea	AC Repair	8						
	Inlet Protection 1 ea								
	Traffic Loops @								
	Comments	Removed from FY13 due to construction fence. DO NOT SLURRY INTERSECTION AT BROADWAY.							

Filter (Work Order Number is equal to "FY14-S2")  
Sort [...\Thomas Bros Map Page] Ascending

TB Map Page	Street Name	From	To	Council District	Functional Class	Length	Width	Area	Trash Day
1289-B4	07TH AV	J ST	ISLAND AV	3	Collector	334 ft	50 ft	16700 ft <sup>2</sup>	
	Hump Removal	0 ft	AC Repair Area	120 ft <sup>2</sup>	Crack Seal	1670 ft			
	Inlet Marker	2 ea	AC Repair	10 ton					
	Inlet Protection	2 ea							
	Traffic Loops @	0 ea							
	Comments								
1289-C3	15TH ST	F ST	E ST	3	Residential	360 ft	50 ft	18000 ft <sup>2</sup>	
	Hump Removal		AC Repair Area		Crack Seal	1800 ft			
	Inlet Marker	1 ea	AC Repair						
	Inlet Protection	1 ea							
	Traffic Loops @								
	Comments								
1289-C4	15TH ST	J ST	ISLAND AV	3	Collector	365 ft	50 ft	18250 ft <sup>2</sup>	
	Hump Removal		AC Repair Area		Crack Seal	1825 ft			
	Inlet Marker	1 ea	AC Repair						
	Inlet Protection	1 ea							
	Traffic Loops @								
	Comments	DO NOT SLURRY INTERSECTION @ ISLAND ST							
1290-E3	66TH ST	HERRICK ST	BROOKLYN AV	4	Residential	599 ft	30 ft	17970 ft <sup>2</sup>	
	Hump Removal		AC Repair Area	300 ft <sup>2</sup>	Crack Seal	1797 ft			
	Inlet Marker	1 ea	AC Repair	12 ton					
	Inlet Protection	1 ea							
	Traffic Loops @								
	Comments								

Filter (Work Order Number is equal to "FY14-S2")  
Sort [..\Thomas Bros Map Page] Ascending

TB Map Page	Street Name	From	To	Council District	Functional Class	Length	Width	Area	Trash Day
1290-E3	66TH ST	AKINS AV	HERRICK ST	4	Residential	114 ft	30 ft	3420 ft <sup>2</sup>	
	<b>Hump Removal</b>	<b>AC Repair Area</b>	100	<b>Crack Seal</b>	342 ft				
	<b>Inlet Marker</b> 1 ea	<b>AC Repair</b>	8 ton						
	<b>Inlet Protection</b> 1 ea								
	Traffic Loops @								
	<b>Comments</b>								

Filter (Work Order Number is equal to "FY14-S2")  
Sort [..\Thomas Bros Map Page] Ascending



**ATTACHMENT F**  
**INTENTIONALLY LEFT BLANK**

# City of San Diego

CITY CONTACT: Eleida Felix Yackel, Contract Specialist, Email: EFelixYackel@sandiego.gov

Phone No. (619) 533-3449, Fax No. (619) 533-3633

## ADDENDUM "A"

FOR



## FY 14 - SLURRY SEAL GROUP 2

BID NO.:	<u>K-15-6229-DBB-3</u>
SAP NO. (WBS/IO/CC):	<u>21003308</u>
CLIENT DEPARTMENT:	<u>2116</u>
COUNCIL DISTRICT:	<u>CITYWIDE</u>
PROJECT TYPE:	<u>II</u>

---

### BID DUE DATE:

**2:00 PM  
SEPTEMBER 24, 2014  
CITY OF SAN DIEGO  
PUBLIC WORKS CONTRACTS  
1010 SECOND AVENUE, 14<sup>th</sup> FLOOR, MS 614C  
SAN DIEGO, CA 92101**


# ENGINEER OF WORK

The engineering Specifications and Special Provisions contained herein have been prepared by or under the direction of the following Registered Engineer:

Walter C. Geffrom III  
For City Engineer

9/8/2014  
Date

Seal:



**A. CHANGES TO CONTRACT DOCUMENTS**

The following changes to the Contract Documents are hereby made effective as though originally issued with the bid package. Bidders are reminded that all previous requirements to this solicitation remain in full force and effect.

**B. VOLUME 1**

1. To Attachment E, 'Supplementary Special Provisions', Section 302 – ROADWAY SURFACING, Subsections 302-2, 'Scrub Seal', pages 49 through 52, **DELETE** in their entirety.
2. To Attachment E, Supplementary Special Provision Appendices, Appendix "E", page 83, **DELETE** in its entirety and **SUBSTITUTE** with page 4 of this Addendum.
3. To Attachment E, 'Supplementary Special Provisions Appendices', **ADD** Appendix F, 'Scrub Seal', pages 5 through 16 of this Addendum.

**C. VOLUME 2**

1. To Bidding Documents, Proposal (Bid), pages 10 through 13, **DELETE** in their entirety and **SUBSTITUTE** with pages 17 through 20 of this Addendum.

James Nagelvoort, Director  
Public Works Department

Dated: *September 8, 2014*  
San Diego, California

JN/BD/Lad

APPENDIX E

PROPOSED WORK FOR: FY14-S2

TB Map Page	Street Name	From	To	Council District	Functional Class	Length	Width	Area	Trash Day
1187-G6	08TH ST	RUE D ANTIBES	PUBLIC RD	1	Residential	102 ft	25 ft	2550-ft <sup>2</sup>	
	Hump Removal	AC Repair Area	0 ft <sup>2</sup>	Crack Seal	255 ft				
	Inlet Marker	AC Repair	0 ton						
	Inlet Protection								
	Traffic Loops @								
	Comments								
1187-G6	DEL MAR HEIGHTS RD	NOB AV	CONDESA DR	1	Major	590 ft	100 ft	59000 ft <sup>2</sup>	
	Hump Removal	AC Repair Area		Crack Seal	5900 ft				
	Inlet Marker	AC Repair							
	Inlet Protection								
	Traffic Loops @								
	Comments	MEDIAN S00884 12/11-6/12							
1187-G6	DEL MAR HEIGHTS RD	NOGALES DR	CREST WY	1	Major	189 ft	70 ft	13230 ft <sup>2</sup>	
	Hump Removal	AC Repair Area		Crack Seal	1323 ft				
	Inlet Marker 2 ea	AC Repair							
	Inlet Protection 2 ea								
	Traffic Loops @								
	Comments	MEDIAN S00884 12/11-6/12							

Filter (Work Order Number is equal to "FY14-S2")  
 Sort [.\Thomas Bros Map Page] Ascending

FY 14 - Slurry Seal Group 2 - Appendix E - Location List - Volume 1 of 2 (Rev. Jun. 2014)

08/12/2014  
 1 of 108

83 | Page

## APPENDIX F SCRUB SEAL

### GENERAL

Wherein these specifications refer to Standard Specifications, it shall mean State of California, Department of Transportation, "Caltrans Standard Specifications, 2010".

Scrub Seal shall conform to these Special Provisions.

The work involved shall consist of, but not be limited to, furnishing all labor, materials, equipment and transportation for the application of a Polymer Modified Rejuvenating Emulsion (PMRE) and screenings. The work shall be done in the following order: Preparing the pavement surface; applying the PMRE and scrubbing the applied emulsion with a scrub broom as specified herein; applying screenings, brooming the screenings with a secondary broom when specified, rolling the screenings; and sweeping up and disposing of excess screenings off of the job site.

Scrub seal shall be placed a minimum of 5, but no more than 7 calendar days in advance of flush coat/ slurry seal placement on each road.

### MATERIALS

#### **PMRE**

PMRE shall be cationic and shall consist of asphalt, latex polymer modifier and a rejuvenating agent; conforming to the following table:

<b>on Emulsion</b>	<b>Method</b>	<b>Specification</b>
Viscosity @50°C (SFS)	ASTM D244	50 - 350
Residue, w%, minimum.	ASTM D244	65
pH	ASTM E70	2.0-5.0
Sieve, w%, max.	ASTM D244	0.3
Oil distillate, w%, max.	ASTM D244	0.5
<b><u>Test on Residue</u><sup>(1)</sup></b>		
Viscosity @ 60°C, (P), maximum.	ASTM D2171	5000
Penetration @ 4°C, minimum	ASTM D5	40

on Emulsion	Method	Specification
Elastic Recovery on residue by distillation, %, minimum	AASHTO T59, T301 <sup>(1),(2)</sup>	45
Asphaltenes, % minimum	ASTM D2007	24
<b><u>Test on Original Base Asphalt before emulsification<sup>(5)</sup>:</u></b>		
Dynamic Shear, G*/sin $\delta$ , Test Temperature 76°C @ 10 rad/s, kPa	AASHTO T-315	1.0 min
Test on Rolling Thin Film Residue	AASHTO T-240	
Dynamic Shear, G*/sin $\delta$ , Test Temperature 76°C @ 10 rad/s, kPa	AASHTO T-315	2.20 min
Test on Residue from Pressure Aging Vessel @ 100°C	AASHTO R-28	
Dynamic Shear, G*/sin $\delta$ , Test Temperature 34°C @ 10 rad/s, kPa	AASHTO T-315	5000 max
Creep Stiffness, S, Test Temperature – 6°C @ 60 sec, MPa	AASHTO T-313	300 max
Creep Stiffness, m-value, Test Temperature – 6°C @ 60 sec	AASHTO T-313	0.300 min
Asphaltenes, % min.	ASTM D-2007	30
<b><u>Test on Latex:</u></b>		
Specific Gravity (minimum)	ASTM 1475	1.08
Tensile strength, die C dumbbell, psi, minimum	ASTM D412 (3)	500
Swelling in rejuvenating agent, % maximum; 48 hours exposure @ 104°F	ASTM D471(4) Modified	40% intact film
<b><u>Test on rejuvenating agent:</u></b>		
Flash point, COC, °F	ASTM D92	> 380

- (1) Exception to AASHTO T59: Bring the temperature on the lower thermometer slowly to 350o F plus or minus 10oF. Maintain at this temperature for 20 minutes. Complete total distillation in 60 plus or minus 5 minutes from first application of heat.
- (2) Elastic Recovery @ 10o C (50o F): Hour glass sides, pull 20 cm, hold 5 minutes then cut, let sit 1 hour.
- (3) Tensile Strength Determination: Samples for testing for tensile strength in accordance with ASTM D412 shall be cut using a die dumbbell at a crosshead speed of 20 in/min.
- (4) Latex Testing: Suitable substrate for film formation shall be polyethylene boards, silicone rubber sheeting, glass, or any substrate which produces a cured film of uniform cross-section. Polymer film shall be prepared from latex as follows:

Resistance to Swelling: Polymer films shall be formed by using a 50 mil drawdown bar and drawing down 50 mils of the latex on polyethylene boards. Films shall be cured for 14 days at 75°F and 50% humidity. Samples for resistance to swelling in rejuvenating agent shall be 1" by 2" rectangles cut from the cured film. Cut at least 3 specimens for each sample to be tested for swelling. Fill 3- 8 oz ointment tins with at least a ½" deep of rejuvenating agent. Swelling samples shall be weighed and then placed in the ointment tins on top of the rejuvenating agent. Then, add at least another ½" deep of rejuvenating agent over each of the latex samples. The ointment tins shall be covered and placed in an oven at 104°F for the specified 48 hours +/- 15 minutes. The ointment tins are allowed to cool to 75°F and then the latex films are removed from the tins. Unabsorbed rejuvenating agent is removed from the intact latex film by scraping with a rubber policeman and blotting with paper towels. If the latex film does not remain intact during removal from the tins or while removing the unabsorbed rejuvenating agent the sample shall be rejected. After the rejuvenating agent is removed from the samples they are then weighed. Percent swelling is reported as weight increase of the polymer film; report mass increase as a percent by weight of the original latex film mass upon exposure of films to the recycling agent.

- (5) Note original base asphalt shall be modified with natural occurring asphalt and not be chemically modified or polymer modified.

The Latex polymer modifier shall be PA-AS-1 produced by Polymer Science of America or City approved equal. The Contractor shall submit certification from the supplier that the latex is compatible with cationic emulsion proposed.

Additionally, the rejuvenating agent shall conform to the following table:

Test	Requirements
Viscosity, 140°F, CST	50-175
Flash Point, °F, COC	380 minimum.
Saturate, % by weight	30 maximum



Test	Requirements
Asphaltenes	1.0 maximum
Weight Change, %	6.5 maximum
Viscosity Ratio	3 maximum

## SCREENINGS

The size of screenings used shall be "Type B" conforming to the Grading schedule below:

### \*Screening Aggregates – shown by Grading Type and % passing

Grading	A	B	C
	1/4 X #10	5/16 X #8	3/8 X #6
1/2 (12.5 mm)	100	100	100
3/8 (9.5 mm)	100	100	90 – 100
No. 4 (4.75 mm)	60 – 80	35 – 55	5 – 20
No. 16 (1.18 mm)	0 – 15	0 – 10	0 – 7
No. 30 (600 µm)	0 – 5	0 – 5	0 – 5
No. 200 (75 µm)	0 – 3	0 – 3	0 – 3

## SUBMITTALS

- A. The Contractor shall provide a Scrub Seal Operations Manager with sufficient knowledge and experience ( 3 similar sized projects within the last 2 years) in scrub seal operations. The Scrub Seal Operations Manager shall be onsite for all scrub seal work and shall provide input on the emulsion formulation and application rates as described elsewhere in this specification. The Contractor shall submit proof of experience within 10 working days of receipt of the Notice to Proceed.
- B. At least fifteen (15) working days before scrub seal placement commences, the Contractor shall submit to the Engineer for approval a laboratory report of tests covering the specific materials used in the PMRE. The laboratory shall be a certified independent testing laboratory and shall have no affiliation to any manufacturer or supplier of any of the components used in the PMRE.

The original laboratory report shall be signed by the independent testing laboratory that performed the tests shall show the results of each required test, comparing the test results to those required by the specifications. The report shall clearly show the proportions

(percentages based on weight) of asphalt, latex polymer modifier, and rejuvenating agent. Previous laboratory reports covering the same materials may be accepted provided they are made during the same calendar year.

If a material submittal fails any portion of the initial pre-qualification testing performed by the independent testing laboratory, the Engineer will direct the Contractor to re-submit samples of the material for re-testing or at the option of the Contractor re-submit using another material. Complete re-testing of a material submittal, which has failed the initial pre-qualification testing, shall be performed by the independent testing laboratory at the expense of the Contractor. No extension of working days shall be granted if retesting is required.

The Contractor shall submit samples to the Engineer from all suppliers. Sample sizes shall conform to the type and size indicated below and shall include corresponding SDS/MSDS sheets. Each sample shall be clearly labeled as to its contents, project name, job number and Supplier name.

- 1) One gallon of base asphalt
- 2) One gallon of the liquid polymer
- 3) One gallon of asphalt emulsion
- 4) One gallon of recycling agent
- 5) One pound of screenings

The above sample No. 1 shall be submitted to the Engineer in clean, airtight sealed metal containers. The above samples No. 2, 3, 4 shall be submitted in clean airtight sealed plastic one-gallon containers. The above sample No. 5 shall be submitted in standard soil sample bags.

#### **CERTIFICATE OF COMPLIANCE**

The Contractor shall submit a Certificate of Compliance with each sample submitted above. A Certificate of Compliance shall accompany each shipment of PMRE to the Work site. The certificate shall show the shipment number, type of material, refinery, consignee, destination, quantity, project title, purchase order number, and date of shipment.

PMRE shipped without a Certificate of Compliance will not be allowed to be used on the Work unless otherwise approved by the Engineer. The Contractor shall be responsible for any delays associated with obtaining the approval of the Engineer.

Full compensation for providing and performing all work required to test and certify materials shall be considered as included in the contract prices paid for scrub seal and no additional compensation will be allowed therefore.

## **TEST SECTIONS**

### **GENERAL**

Test Sections shall be placed prior to the start of the scrub seal work in the presence of the Engineer. The test area will be designated by the Contractor and approved by the Engineer and shall be located on roads scheduled for cape seal work.

### **TEST SECTION**

Test strips shall be made by each machine after calibration and shall be, as a minimum, one full lane-width wide and approximately 300 feet in length.

Application rates of asphaltic emulsion and screenings shall be verified by certified weight tickets.

Additionally screenings shall be tested for conformance with the quality requirements using the applicable tests shown in section 37-1.02 "Materials" of the Standard Specifications. If any test does not meet specification requirements, additional tests shall be made at the expense of the Contractor, until an acceptable test strip is placed.

Test sections shall be maintained by the Contractor for 5 working days. Upon review of the test results and at the end of 5 working days the City will either accept or reject the scrub seal.

If the test sections prove to be unsatisfactory or fail tests specified; necessary adjustments to the materials, equipment, and/or application rates shall be made. Additional test sections, as required, shall be made and evaluated for conformance to the specifications. When the test sections do not conform to the specification requirements, the treatment shall be removed and replaced at the contractor's expense. This time is included in the working days allowed for contract duration. Full production shall not begin until the scrub seal test section has been approved in writing by the Engineer.

### **PREPARATION FOR SCRUB SEAL**

Prior to the Scrub Seal operation on city streets the Contractor shall remove any and all vegetation within the limits of the scrub seal by applying an approved herbicide.

The herbicide shall be applied at least 10 days prior to the chip seal operation, or as directed by the manufacturer of the approved herbicide. Reward and Round Up are pre-approved herbicides. All other herbicides shall be submitted by the contractor for approval by the Agency, and shall be certified for use in the State of California for the specific use intended. The application of the herbicide shall be performed in accordance with all applicable regulations. Any and all fines or clean-up costs for unlawful misuse or discarding of herbicides shall be the sole responsibility of the Contractor. Mixtures and spread rates for the herbicides shall be determined by the manufacturer's specifications. Wash down of equipment or discarding of herbicides shall not enter the catch basins or positive drainage facilities.

Prior to the Scrub Seal operation, the Contractor shall remove all existing thermoplastic striping, thermoplastic legends and raised pavement markers within the scrub seal limits. When removing the raised pavement markers the Contractor shall remove excessive adhesive left on pavement caused from the removal of raised pavement markers. Removal shall be done to the satisfaction of the Engineer.

Prior to the Scrub Seal operation, all personnel covers, drain inlet covers, monument covers, and all other utility covers shall be protected from the Contractor's scrub seal operations by applying a sheet of plastic, cut to fit, or placing a plastic bag over the exposed facilities or other methods approved by the Engineer. All traces of plastic, residual emulsion and chips shall be removed from all personnel covers, drain inlet covers, monument covers, and all other utility covers as quickly as possible, after the application of the scrub seal and/or prior to final acceptance of the project.

Immediately prior to the scrub sealing operations, the Contractor shall sweep the entire surface with power brooms to the satisfaction of the Engineer. Areas that have been patched shall receive a fog seal at the discretion of the engineer.

Contractor shall furnish a computer generated schedule for the work, listing the dates on which individual streets or locations are to be closed to traffic for surfacing. The Contractor shall adhere diligently to the work schedule in the prosecution of the work.

At least 48 hours prior to the beginning of scrub seal operations, the Contractor shall notify all affected property owners, residents, businesses and agencies by an approved, written notice detailing streets and limits of work to be done and the hours of work. At least 48 hours prior to the beginning of scrub seal operations, the Contractor shall post all streets that are to be worked upon with approved "No Parking – Tow Away" signs at one hundred (100) feet intervals. These signs shall also state the day of the week and hours of no parking. If the work is not completed on the day scheduled, the Contractor shall re-notify and re-post the affected streets as stated above.

## **EQUIPMENT**

Equipment used for the application of scrub seal shall be approved by the Engineer prior to use.

## **DISTRIBUTOR TRUCKS**

Distributor trucks shall be self-propelled and of the pressure type with insulated tanks. The use of gravity distributors will not be permitted. Spray bars shall have a minimum length of 9 feet and shall be of the full circulating type. The spray bar shall be adjustable to permit positioning at various heights above the surface to be treated. The valves shall be operated by levers so that one or all valves may be quickly opened or closed in one operation.

Distributor trucks shall be equipped with the following:

- a) Computerized control system which provides for accurate and rapid determination and control of the amount of emulsion being applied,

- b) Heating unit and pump or pumps capable of spraying the asphalt rejuvenating emulsion within 0.01 gal/yd<sup>2</sup> of the specified application rate,
- c) Fully-circulating spray bar capable of applying the asphalt rejuvenating agent uniformly across the roadway without streaks or other distortions,
- d) Tachometer,
- e) Pressure gauges,
- f) Volume measuring devices,
- g) Temperature gauges,
- h) A hose and nozzle to be used for spraying areas which are inaccessible to the distributor, and
- i) Bitumeter of the auxiliary wheel type, registering speed in feet per minute, and trip and total distance in feet.
- j) Emulsion Scrub broom

Cab-controlled valves shall be used. The valves which control the flow from nozzles shall act positively so as to provide a uniform unbroken spread of bituminous material on the surface.

Distributor trucks shall be capable of uniformly applying emulsion, in controlled amounts, ranging from 0.01 gallon to 1 gallon per square yard of surface and with a range of pressure from 25 psi to 75 psi. If a spray bar extension is used to cover a greater width, it shall be of the full-circulating type.

Distributor and booster tanks shall be so maintained at all times as to prevent dripping of bituminous material from any part of the equipment.

The scrub broom shall be configured per the detail included in Appendix 'F' of the contract documents or a similar configuration approved by the engineer. The scrub broom shall be attached to and pulled by the distributor truck. The scrub broom must be equipped with the means to mechanically raise and lower the scrub broom off and onto the road surface at designated points of completion and start up. It shall be towable in the elevated position to the next area of construction. The weight of the broom assembly shall be such that it does not squeegee the emulsion sealer off the roadway surface. Sand bags may be used to ensure contact is maintained. Individual broom heads shall be replaced at regular intervals or as directed by the Engineer.

## **HAUL TRUCKS**

Haul trucks for hauling screenings shall be equipped with the following:

- a) Tailgate discharge,
- b) Locking device for connecting to the chip spreader, and

- c) Dump beds designed such that, when fully raised, no downward pressure is exerted on the chip spreader; and that, when dumping into the chip spreader, screenings are not dumped onto the roadway.

### **CHIP SPREADERS**

Chip spreaders shall be:

- a) self-propelled
- b) equipped with a screenings hopper in the rear
- c) belt conveyors to carry the screenings to the front
- d) a mechanical device capable of spreading the screenings over the full-width of a traffic lane in one operation
- e) adjustable spread rate control system

### **ROLLERS**

Rollers shall be 5-ton, pneumatic-tired and conform to Compacting Equipment of the Standard Specifications.

### **BROOMS**

Brooms for finishing and maintaining screenings shall be self-propelled and capable of cleaning the existing pavement and removing loose screenings without dislodging screenings set in the asphalt rejuvenating emulsion. Gutter brooms or steel-tined brooms shall not be used.

### **APPLYING PMRE**

Applying PMRE shall conform to the Standard Specifications and these Special Provisions.

The application rate of PMRE shall be between 0.25-0.40 gal/sqyd. The initial application rate for each road shall be 0.30gal/sq yd and any adjustments to this rate shall be determined by the Contractor.

PMRE shall be heated to a temperature above 110°F but not to exceed 150°F at the time of application.

PMRE shall not be applied until sufficient screenings are on hand to immediately cover the PMRE, or when the atmospheric temperature is below 65°F or above 110°F, or when the pavement temperature is below 80°F.

The Contractor shall schedule PMRE application such that the PMRE breaks (turns from brown to black) before the atmospheric temperature falls below 50°F, the pavement temperature drops below 60°F, and before the time the lane is to be opened to traffic.

Emulsion shall not be applied a greater distance than can be immediately covered by screenings, and, in no case, shall the distributor truck advance more than 200' ahead of the screening spreader.

### **SPREADING SCREENINGS**

Spreading Screenings shall conform to the Standard Specifications and these Special Provisions.

Screenings shall be spread immediately after application and brooming of PMRE. The spread rate for screenings shall be between 18-30 lb/sq. yd. The exact rate will be determined by the Contractor.

Operating the chip spreader at speeds which cause the chips to roll over after striking the bituminous covered surface will not be permitted.

### **FINISHING**

Finishing shall conform to the Standard Specifications and these Special Provisions.

The Contractor shall assume full liability and pay all costs associated with any claims made for cracked/ broken windshields, damage to paint, etc. on roads scheduled for scrub seal at no cost to the City.

### **PERFORMANCE CRITERIA**

Should any area of the Scrub Seal prove defective or fail to perform properly as defined herein, within one (1) year after the date on which all construction operations are completed, the Contractor will be required to perform repair work at its own expense to the satisfaction of the Engineer.

The following performance and repair criteria will apply:

Any single area of scrub seal greater than four (4) square feet that fails to meet the performance criteria due to raveling, bleeding or flushing or delaminating as defined herein will be considered defective and shall be repaired at the Contractor's expense to the satisfaction of the Engineer.

1) Raveling

Raveling is the wearing away (loss of aggregate) of the scrub seal surface, including areas affected by longitudinal and transverse streaking.

2) Bleeding or Flushing

Bleeding or flushing is the upward movement of asphalt that creates a film of asphaltic emulsion on the surface of the finished road surface.

3) Delaminating

Delaminating is the loss of the bond between the scrub seal and the existing asphalt concrete pavement surface.

### **MEASUREMENT**

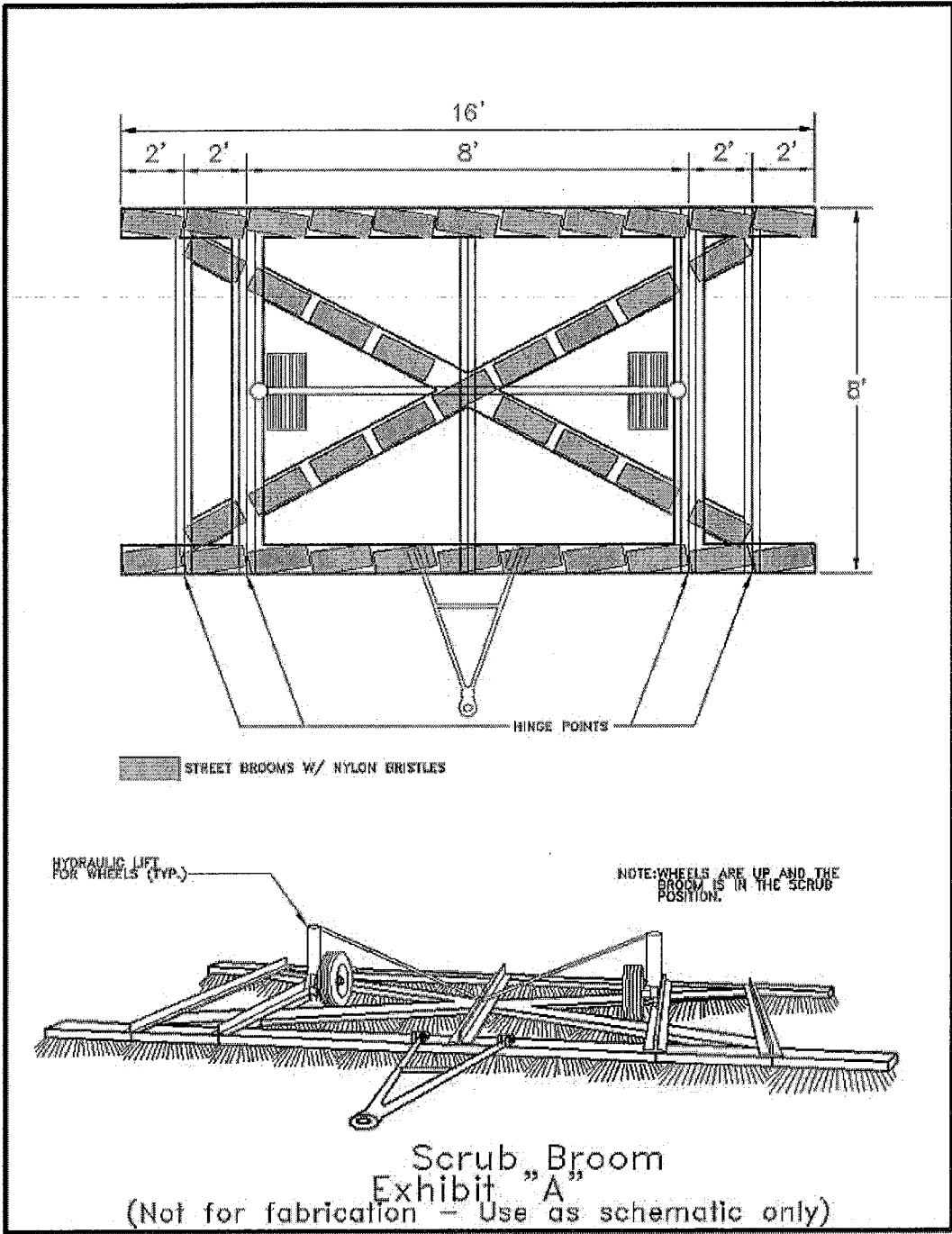
Scrub Seal will be measured by the square foot. The quantity of Scrub Seal to be paid will be determined by measuring the total area where Scrub Seal was placed. No payment will be made for materials not used or material placed outside of the limits specified in these contract documents unless directed by the Engineer.

Application rates of PMRE and screening we be verified utilizing calibration information from the distributor and spreader trucks used.

### **PAYMENT**

The contract price paid per square foot for 'Scrub Seal with Type I RPMS' shall include full compensation for furnishing all labor, materials, equipment and incidentals, vegetation removal, pre-sweeping, post-sweeping, posting no parking signs, notifying property owners and for doing all the work involved in constructing Scrub Seal with Type I RPMS, complete-in-place, including cleaning of the surface, mixing and applying the emulsion sealer on the pavement and protecting the seal coat until it has set as specified in these specifications and the special provisions, and as directed by the Engineer.





**BIDDING DOCUMENTS**

**PROPOSAL (BID)**

The Bidder agrees to the construction of **FY 14 - SLURRY SEAL GROUP 2** for the City of San Diego, in accordance with these contract documents for the prices listed below. The Bidder guarantees the Contract Price for a period of 120 days (90 days for federally funded contracts and contracts valued at \$500,000 or less) from the date of Bid opening to Award of the Contract. The duration of the Contract Price guarantee shall be extended by the number of days required for the City to obtain all items necessary to fulfill all conditions precedent e.g., bond and insurance.

<b>Item</b>	<b>Quantity</b>	<b>Unit</b>	<b>NAICS</b>	<b>Payment Reference</b>	<b>Description</b>	<b>Unit Price</b>	<b>Extension</b>
<b>BASE BID</b>							
1	1,000	TONS	237310	302-5.1.2	Damaged AC Pavement Replacement	\$	\$
2	300,000	LF	237310	302-13.5	Crack Seal	\$	\$
3	1,000	LF	237310	302-1.12	Removal of Humps & Pavement Irregularities	\$	\$
4	2,690,000	SF	237310	Appendix F	Scrub Seal with Type I RPMS Slurry	\$	\$
5	3,330,000	SF	237310	302-4.12.4	Type I RPMS (Slurry Seal)	\$	\$
6	53	EA	237310	301-1.7	Adjust Manhole Frame & Cover	\$	\$
7	50	EA	237310	302-1.12	Replace Vehicle detectors (Signal Loops)	\$	\$
8	5	EA	237310	302-1.12	Replace Loop Conduit Stubs	\$	\$

**BIDDING DOCUMENTS**

Item	Quantity	Unit	NAICS	Payment Reference	Description	Unit Price	Extension
9	1	LS	237310	84-3.04	Remove/Replace Traffic Striping & Pavement Markings		\$
10	380	EA	237990	701-13.9.5	Post-Construction Requirements - Inlet Markers	\$	\$
11	1	LS	541310	701-13.9.5	Water Pollution Control Program Development-WPCP & WTAP		\$
12	1	LS	237990	701-13.9.5	Water Pollution Control Program Implementation-BMPs		\$
13	1	LS	237310	7-10.2.6	Traffic Control, Including Permits		\$
14	1	LS	237310	2-4.1	Bonds (Payment and Performance)		\$
15	1	AL	237310	9-3.5	Field Order - Type II		\$150,000.00
<b>ESTIMATED TOTAL BASE BID:</b>							\$

TOTAL BID PRICE FOR BID (Items 1 through 15 inclusive) amount written in words:

---

**BIDDING DOCUMENTS**

---

The Bid shall contain an acknowledgment of receipt of all addenda, the numbers of which shall be filled in on the Bid form. If an addendum or addenda has been issued by the City and not noted as being received by the Bidder, this proposal shall be rejected as being **non-responsive**. The following addenda have been received and are acknowledged in this bid: \_\_\_\_\_

The names of all persons interested in the foregoing proposal as principals are as follows:

---

---

---

---

---

**IMPORTANT NOTICE:** If Bidder or other interested person is a corporation, state secretary, treasurer, and manager thereof; if a co-partnership, state true name of firm, also names of all individual co-partners composing firm; if Bidder or other interested person is an individual, state first and last names in full.

Bidder: \_\_\_\_\_

Title: \_\_\_\_\_

Business Address: \_\_\_\_\_

Place of Business: \_\_\_\_\_

Place of Residence: \_\_\_\_\_

Signature: \_\_\_\_\_

## BIDDING DOCUMENTS

---

### NOTES:

- A. The City shall determine the low Bid based on the Base Bid alone:
- B. Prices and notations shall be in ink or typewritten. All corrections (which have been initiated by the Bidder using erasures, strike out, line out, or "white-out") shall be typed or written in with ink adjacent thereto, and shall be initialed in ink by the person signing the bid proposal.
- C. Failure to initial all corrections made in the bidding documents may cause the Bid to be rejected as **non-responsive** and ineligible for further consideration.
- D. Blank spaces must be filled in, using figures. Bidder's failure to submit a price for any Bid item that requires the Bidder to submit a price shall render the Bid **non-responsive** and shall be cause for its rejection.
- E. Unit prices shall be entered for all unit price items. Unit prices shall not exceed two (2) decimal places. If the Unit prices entered exceed two (2) decimal places, the City will only use the first two digits after the decimal points without rounding up or down.
- F. All extensions of the unit prices bid will be subject to verification by the City. In the case of inconsistency or conflict between the product of the Quantity x Unit Price and the Extension, the product shall govern.
- G. In the case of inconsistency or conflict, between the sums of the Extensions with the estimated total Bid, the sum of the Extensions shall govern.
- H. Bids shall not contain any recapitulation of the Work. Conditional Bids will be rejected as being **non-responsive**. Alternative proposals will not be considered unless called for.
- I. Subcontractors' License Number must be filled in. Failure to provide the information specified may deem the bidder **non-responsive**.

Handwritten mark resembling a stylized 'A' or signature.

# City of San Diego

CONTRACTOR'S NAME: American Asphalt South, Inc.  
 ADDRESS: 14436 Santa Ana Avenue, Fontana, CA 92337  
 TELEPHONE NO.: (909) 422-8276 FAX NO.: (909) 422-8279  
 CITY CONTACT: Eleida Felix Yackel, Contract Specialist, Email: EFelixYackel@sandiego.gov  
Phone No. (619) 533-3449, Fax No. (619) 533-3633  
A. Erikat / B. Doringo / Lad

## CONTRACT DOCUMENTS



## FOR

## FY 14 - SLURRY SEAL GROUP 2

VOLUME 2 OF 2

BID NO.: K-15-6229-DBB-3  
 SAP NO. (WBS/IO/CC): 21003308  
 CLIENT DEPARTMENT: 2116  
 COUNCIL DISTRICT: CITYWIDE  
 PROJECT TYPE: II

**THIS CONTRACT IS SUBJECT TO THE FOLLOWING:**

- THE CITY'S SUBCONTRACTING PARTICIPATION REQUIREMENTS FOR SLBE PROGRAM.
- PREVAILING WAGE RATES: STATE  FEDERAL
- THIS IS A PROP 42 GAS TAX FUNDED CONTRACT THROUGH THE STATE OF CALIFORNIA.

THIS BIDDING DOCUMENT TO BE SUBMITTED IN ITS ENTIRETY  
 REFER TO VOLUME 1 COVER PAGE FOR TIME, DATE, AND LOCATION

TABLE OF CONTENTS

DESCRIPTION

PAGE NUMBER

Volume 2 - Bidding Documents

The following forms must be completed in their entirety and submitted with the Bid. Include the form(s) even if the information does not apply. Where the information does not apply write in N/A. Failure to include any of the forms may cause the Bid to be deemed **non-responsive**. If you are uncertain or have any questions about any required information, contact the City no later than 14 days prior to Bid due date.

1. Bid/Proposal..... 3  
2. Bid Bond ..... 6  
3. Non-Collusion Affidavit to be executed by Bidder and Submitted with Bid under 23 USC 112 and PCC 7106 ..... 7  
4. Contractors Certification of Pending Actions ..... 8  
5. Equal Benefits Ordinance Certification of Compliance..... 9  
6. Proposal (Bid)..... 10  
7. Form AA35 - List of Subcontractors ..... 14  
8. Form AA40 - Named Equipment/Material Supplier List ..... 15

**BIDDING DOCUMENTS**

---

**PROPOSAL**

**Bidder's General Information**

To the City of San Diego:

Pursuant to "Notice Inviting Bids", specifications, and requirements on file with the City Clerk, and subject to all provisions of the Charter and Ordinances of the City of San Diego and applicable laws and regulations of the United States and the State of California, the undersigned hereby proposes to furnish to the City of San Diego, complete at the prices stated herein, the items or services hereinafter mentioned. The undersigned further warrants that this bid is not made in the interest of, or on behalf of, any undisclosed person, partnership, company, association, organization, or corporation; that the bid is genuine and not collusive or sham; that the bidder has not directly or indirectly induced or solicited any other bidder to put in a false or sham bid, and has not directly or indirectly colluded, conspired, connived, or agreed with any bidder or anyone else to put in a sham bid, or that anyone shall refrain from bidding; that the bidder has not in any manner, directly or indirectly, sought by agreement, communication, or conference with anyone to fix the bid price of the bidder or any other bidder, or to fix any overhead, profit, or cost element of the bid price, or of that of any other bidder, or to secure any advantage against the public body awarding the contract of anyone interested in the proposed contract; that all statements contained in the bid are true; and, further, that the bidder has not, directly or indirectly, submitted his or her bid price or any breakdown thereof, or the contents thereof, or divulged information or data relative thereto, or paid, and will not pay, any fee to any corporation, partnership, company, association, organization, bid depository, or to any member or agent thereof to effectuate a collusive or sham bid.

The undersigned bidder(s) further warrants that bidder(s) has thoroughly examined and understands the entire Contract Documents (plans and specifications) and the Bidding Documents therefore, and that by submitting said Bidding Documents as its bid proposal, bidder(s) acknowledges and is bound by the entire Contract Documents, including any addenda issued thereto, as such Contract Documents incorporated by reference in the Bidding Documents.

**IF A SOLE OWNER OR SOLE CONTRACTOR SIGN HERE:**

- (1) Name under which business is conducted \_\_\_\_\_
- (2) Signature (Given and surname) of proprietor \_\_\_\_\_
- (3) Place of Business (Street & Number) \_\_\_\_\_
- (4) City and State \_\_\_\_\_ Zip Code \_\_\_\_\_
- (5) Telephone No. \_\_\_\_\_ Facsimile No. \_\_\_\_\_
- (6) Email Address \_\_\_\_\_




**BIDDING DOCUMENTS**

---

**IF A PARTNERSHIP, SIGN HERE:**

- (1) Name under which business is conducted \_\_\_\_\_
- (2) Name of each member of partnership, indicate character of each partner, general or special (limited):  
\_\_\_\_\_  
\_\_\_\_\_
- (3) Signature (Note: Signature must be made by a general partner)  
\_\_\_\_\_  
  
Full Name and Character of partner  
\_\_\_\_\_  
\_\_\_\_\_
- (4) Place of Business (Street & Number) \_\_\_\_\_
- (5) City and State \_\_\_\_\_ Zip Code \_\_\_\_\_
- (6) Telephone No. \_\_\_\_\_ Facsimile No. \_\_\_\_\_
- (7) Email Address \_\_\_\_\_

**IF A CORPORATION, SIGN HERE:**

- (1) Name under which business is conducted American Asphalt South, Inc.
- (2) Signature, with official title of officer authorized to sign for the corporation:  
  
\_\_\_\_\_  
(Signature)  
Jeff Petty  
\_\_\_\_\_  
(Printed Name)  
Vice President  
\_\_\_\_\_  
(Title of Officer)  
  
(Impress Corporate Seal Here)
- (3) Incorporated under the laws of the State of California
- (4) Place of Business (Street & Number) 14436 Santa Ana Avenue

**BIDDING DOCUMENTS**

(5) City and State Fontana, CA Zip Code 92337  
(6) Telephone No. (909) 427-8276 Facsimile No. (909) 427-8279  
(7) Email Address lyles@americanasphalt.com

**THE FOLLOWING SECTIONS MUST BE FILLED IN BY ALL PROPOSERS:**

In accordance with the "NOTICE INVITING BIDS", the bidder holds a California State Contractor's license for the following classification(s) to perform the work described in these specifications:

LICENSE CLASSIFICATION A  
LICENSE NO. 784969 EXPIRES 09/30/2016

This license classification must also be shown on the front of the bid envelope. Failure to show license classification on the bid envelope may cause return of the bid unopened.

TAX IDENTIFICATION NUMBER (TIN): [REDACTED]  
Email Address: lyles@americanasphalt.com

**THIS PROPOSAL MUST BE NOTARIZED BELOW:**

I certify, under penalty of perjury, that the representations made herein regarding my State Contractor's license number, classification and expiration date are true and correct.

Signature [Signature] Title Vice President

SUBSCRIBED AND SWORN TO BEFORE ME, THIS 23<sup>rd</sup> DAY OF Sept., 2014.  
Notary Public in and for the County of San Bernardino, State of California

[Signature]

(NOTARIAL SEAL)



**BIDDING DOCUMENTS**

**BID BOND**

KNOW ALL MEN BY THESE PRESENTS,

That American Asphalt South, Inc. as Principal, and  
The Guarantee Company of North America USA as Surety, are  
held and firmly bound unto The City of San Diego hereinafter called "OWNER," in the sum of **10%**  
**OF THE TOTAL BID AMOUNT** for the payment of which sum, well and truly to be made, we  
bind ourselves, our heirs, executors, administrators, successors, and assigns, jointly and severally,  
firmly by these presents.

WHEREAS, said Principal has submitted a Bid to said OWNER to perform the WORK required  
under the bidding schedule(s) of the OWNER's Contract Documents entitled

FY 14- Slurry Seal Group 2

NOW THEREFORE, if said Principal is awarded a contract by said OWNER and, within the time  
and in the manner required in the "Notice Inviting Bids" enters into a written Agreement on the form  
of agreement bound with said Contract Documents, furnishes the required certificates of insurance,  
and furnishes the required Performance Bond and Payment Bond, then this obligation shall be null  
and void, otherwise it shall remain in full force and effect. In the event suit is brought upon this bond  
by said OWNER and OWNER prevails, said Surety shall pay all costs incurred by said OWNER in  
such suit, including a reasonable attorney's fee to be fixed by the court.

SIGNED AND SEALED, this 4 day of September, 20 14

<u>American Asphalt South, Inc.</u> (SEAL) (Principal)	<u>The Guarantee Company of North America USA</u> (SEAL) (Surety)
---	--

By:   
(Signature)  
Jeff Petty/Vice President

By:   
(Signature)  
Barbara Beeny, Attorney-in-Fact

(SEAL AND NOTARIAL ACKNOWLEDGEMENT OF SURETY)

# CALIFORNIA ALL-PURPOSE CERTIFICATE OF ACKNOWLEDGMENT

State of California

County of Butte

On September 4, 2014 before me, Elizabeth Collodi, Notary Public  
(Here insert name and title of the officer)


personally appeared Barbara Beeny

who proved to me on the basis of satisfactory evidence to be the person(s) whose name(s) is/~~are~~ subscribed to the within instrument and acknowledged to me that ~~he~~/she/~~they~~ executed the same in ~~his~~/her/~~their~~ authorized capacity(ies), and that by ~~his~~/her/~~their~~ signature(s) on the instrument the person(s), or the entity upon behalf of which the person(s) acted, executed the instrument.

I certify under PENALTY OF PERJURY under the laws of the State of California that the foregoing paragraph is true and correct.

WITNESS my hand and official seal.

Elizabeth Collodi  
 Signature of Notary Public



## ADDITIONAL OPTIONAL INFORMATION

### DESCRIPTION OF THE ATTACHED DOCUMENT

Bid Bond

(Title or description of attached document)

American Asphalt South, Inc.

(Title or description of attached document continued)

Number of Pages 1 Document Date 09/04/14

The Guarantee Company of North America USA

(Additional information)

### CAPACITY CLAIMED BY THE SIGNER

- Individual (s)  
 Corporate Officer

(Title)

- Partner(s)  
 Attorney-in-Fact  
 Trustee(s)  
 Other \_\_\_\_\_

### INSTRUCTIONS FOR COMPLETING THIS FORM

*Any acknowledgment completed in California must contain verbiage exactly as appears above in the notary section or a separate acknowledgment form must be properly completed and attached to that document. The only exception is if a document is to be recorded outside of California. In such instances, any alternative acknowledgment verbiage as may be printed on such a document so long as the verbiage does not require the notary to do something that is illegal for a notary in California (i.e. certifying the authorized capacity of the signer). Please check the document carefully for proper notarial wording and attach this form if required*

- State and County information must be the State and County where the document signer(s) personally appeared before the notary public for acknowledgment.
- Date of notarization must be the date that the signer(s) personally appeared which must also be the same date the acknowledgment is completed.
- The notary public must print his or her name as it appears within his or her commission followed by a comma and then your title (notary public).
- Print the name(s) of document signer(s) who personally appear at the time of notarization.
- Indicate the correct singular or plural forms by crossing off incorrect forms (i.e. ~~he~~/she/~~they~~, is/~~are~~-) or circling the correct forms. Failure to correctly indicate this information may lead to rejection of document recording.
- The notary seal impression must be clear and photographically reproducible. Impression must not cover text or lines. If seal impression smudges, re-seal if a sufficient area permits, otherwise complete a different acknowledgment form.
- Signature of the notary public must match the signature on file with the office of the county clerk.
  - \*.- Additional information is not required but could help to ensure this acknowledgment is not misused or attached to a different document.
  - \*.- Indicate title or type of attached document, number of pages and date.
  - \*.- Indicate the capacity claimed by the signer. If the claimed capacity is a corporate officer, indicate the title (i.e. CEO, CFO, Secretary).
- Securely attach this document to the signed document



The Guarantee Company of North America USA  
Southfield, Michigan

POWER OF ATTORNEY

KNOW ALL BY THESE PRESENTS: That THE GUARANTEE COMPANY OF NORTH AMERICA USA, a corporation organized and existing under the laws of the State of Michigan, having its principal office in Southfield, Michigan, does hereby constitute and appoint

Barbara Midstokke, Renee Ramsey, Richard W. Pratt, John Hopkins, Elizabeth Collodi, Susan Lee, Barbara Beeny, Nancy Luttenbacher, Phillip O. Watkins, Keith T. Schuler, Melissa D. Diaz, Shawna Johnson, Patricia M. Simas  
Interwest Insurance Services, Inc.

its true and lawful attorney(s)-in-fact to execute, seal and deliver for and on its behalf as surety, any and all bonds and undertakings, contracts of indemnity and other writings obligatory in the nature thereof, which are or may be allowed, required or permitted by law, statute, rule, regulation, contract or otherwise.

The execution of such instrument(s) in pursuance of these presents, shall be as binding upon THE GUARANTEE COMPANY OF NORTH AMERICA USA as fully and amply, to all intents and purposes, as if the same had been duly executed and acknowledged by its regularly elected officers at the principal office.

The Power of Attorney is executed and may be certified so, and may be revoked, pursuant to and by authority of Article IX, Section 9.03 of the By-Laws adopted by the Board of Directors of THE GUARANTEE COMPANY OF NORTH AMERICA USA at a meeting held on the 31<sup>st</sup> day of December, 2003. The President, or any Vice President, acting with any Secretary or Assistant Secretary, shall have power and authority:

1. To appoint Attorney(s)-in-fact, and to authorize them to execute on behalf of the Company, and attach the Seal of the Company thereto, bonds and undertakings, contracts of indemnity and other writings obligatory in the nature thereof; and
2. To revoke, at any time, any such Attorney-in-fact and revoke the authority given, except as provided below
3. In connection with obligations in favor of the Florida Department of Transportation only, it is agreed that the power and authority hereby given to the Attorney-in-Fact includes any and all consents for the release of retained percentages and/or final estimates on engineering and construction contracts required by the State of Florida Department of Transportation. It is fully understood that consenting to the State of Florida Department of Transportation making payment of the final estimate to the Contractor and/or its assignee, shall not relieve this surety company of any of its obligations under its bond.
4. In connection with obligations in favor of the Kentucky Department of Highways only, it is agreed that the power and authority hereby given to the Attorney-in-Fact cannot be modified or revoked unless prior written personal notice of such intent has been given to the Commissioner – Department of Highways of the Commonwealth of Kentucky at least thirty (30) days prior to the modification or revocation.

Further, this Power of Attorney is signed and sealed by facsimile pursuant to resolution of the Board of Directors of the Company adopted at a meeting duly called and held on the 6th day of December 2011, of which the following is a true excerpt:

RESOLVED that the signature of any authorized officer and the seal of the Company may be affixed by facsimile to any Power of Attorney or certification thereof authorizing the execution and delivery of any bond, undertaking, contracts of indemnity and other writings obligatory in the nature thereof, and such signature and seal when so used shall have the same force and effect as though manually affixed.



IN WITNESS WHEREOF, THE GUARANTEE COMPANY OF NORTH AMERICA USA has caused this instrument to be signed and its corporate seal to be affixed by its authorized officer, this 23rd day of February, 2012.

THE GUARANTEE COMPANY OF NORTH AMERICA USA

STATE OF MICHIGAN  
County of Oakland

Stephen C. Ruschak, Sr. Vice President, COO

Randall Musselman, Secretary

On this 23rd day of February, 2012 before me came the individuals who executed the preceding instrument, to me personally known, and being by me duly sworn, said that each is the herein described and authorized officer of The Guarantee Company of North America USA; that the seal affixed to said instrument is the Corporate Seal of said Company; that the Corporate Seal and each signature were duly affixed by order of the Board of Directors of



Cynthia A. Takai  
Notary Public, State of Michigan  
County of Oakland  
My Commission Expires February 27, 2018  
Acting in Oakland County

IN WITNESS WHEREOF, I have hereunto set my hand at The Guarantee Company of North America USA offices the day and year above written.

I, Randall Musselman, Secretary of THE GUARANTEE COMPANY OF NORTH AMERICA USA, do hereby certify that the above and foregoing is a true and correct copy of a Power of Attorney executed by THE GUARANTEE COMPANY OF NORTH AMERICA USA, which is still in full force and effect.



IN WITNESS WHEREOF, I have thereunto set my hand and attached the seal of said Company this 4th day of September, 2014

Randall Musselman, Secretary

BIDDING DOCUMENTS

NON-COLLUSION AFFIDAVIT TO BE EXECUTED BY BIDDER AND SUBMITTED WITH BID UNDER 23 UNITED STATES CODE 112 AND PUBLIC CONTRACT CODE 7106


State of California )
County of San Bernardino ) ss.

Jeff Petty, being first duly sworn, deposes and says that he or she is Vice President of the party making the foregoing bid that the bid is not made in the interest of, or on behalf of, any undisclosed person, partnership, company, association, organization, or corporation; that the bid is genuine and not collusive or sham; that the bidder has not directly or indirectly induced or solicited any other bidder to put in a false or sham bid, and has not directly or indirectly colluded, conspired, connived, or agreed with any bidder or anyone else to put in a sham bid, or that anyone shall refrain from bidding; that the bidder has not in any manner, directly or indirectly, sought by agreement, communication, or conference with anyone to fix the bid price of the bidder or any other bidder, or to fix any overhead, profit, or cost element of the bid price, or of that of any other bidder, or to secure any advantage against the public body awarding the contract of anyone interested in the proposed contract; that all statements contained in the bid are true; and further, that the bidder has not, directly or indirectly, submitted his or her bid price or any breakdown thereof, or the contents thereof, or divulged information or data relative thereto, or paid, and will not pay, any fee to any corporation, partnership, company association, organization, bid depository, or to any member or agent thereof to effectuate a collusive or sham bid.

Signed: [Signature]
Title: Vice President

Subscribed and sworn to before me this 23rd day of Sept. 2014
[Signature]
Notary Public

(SEAL)



**BIDDING DOCUMENTS**

**CONTRACTORS CERTIFICATION OF PENDING ACTIONS**

As part of its bid or proposal (Non-Price Proposal in the case of Design-Build contracts), the Bidder shall provide to the City a list of all instances within the past 10 years where a complaint was filed or pending against the Bidder in a legal or administrative proceeding alleging that Bidder discriminated against its employees, subcontractors, vendors or suppliers, and a description of the status or resolution of that complaint, including any remedial action taken.


CHECK ONE BOX ONLY.

- The undersigned certifies that within the past 10 years the Bidder has NOT been the subject of a complaint or pending action in a legal administrative proceeding alleging that Bidder discriminated against its employees, subcontractors, vendors or suppliers.
- The undersigned certifies that within the past 10 years the Bidder has been the subject of a complaint or pending action in a legal administrative proceeding alleging that Bidder discriminated against its employees, subcontractors, vendors or suppliers. A description of the status or resolution of that complaint, including any remedial action taken and the applicable dates is as follows:

DATE OF CLAIM	LOCATION	DESCRIPTION OF CLAIM	LITIGATION (Y/N)	STATUS	RESOLUTION/REMEDIAL ACTION TAKEN

Contractor Name: American Asphalt South, Inc.

Certified By Jeff Petty Title Vice President  
Name

 Date 09/23/2014  
Signature

**USE ADDITIONAL FORMS AS NECESSARY**

**BIDDING DOCUMENTS**

**EQUAL BENEFITS ORDINANCE  
CERTIFICATION OF COMPLIANCE**



For additional information, contact:  
**CITY OF SAN DIEGO**  
**EQUAL BENEFITS PROGRAM**  
 202 C Street, MS 9A, San Diego, CA 92101  
 Phone (619) 533-3948 Fax (619) 533-3220

**COMPANY INFORMATION**

Company Name: <i>American Asphalt South, Inc.</i>	Contact Name: <i>Jeff Petty</i>
Company Address: <i>14436 Santa Ana Avenue Fontana, CA 92337</i>	Contact Phone: <i>(909) 427-8276</i>
	Contact Email: <i>JeffP@americanasphalt.com</i>

**CONTRACT INFORMATION**

Contract Title: <i>FY 14 - Slurry Seal Group 2</i>	Start Date: <i>Jan. 2015</i>
Contract Number (if no number, state location): <i>K-15-6229-DOB-3</i>	End Date: <i>June 2015</i>

**SUMMARY OF EQUAL BENEFITS ORDINANCE REQUIREMENTS**

The Equal Benefits Ordinance [EBO] requires the City to enter into contracts only with contractors who certify they will provide and maintain equal benefits as defined in SDMC §22.4302 for the duration of the contract. To comply:

- Contractor shall offer equal benefits to employees with spouses and employees with domestic partners.
  - Benefits include health, dental, vision insurance; pension/401(k) plans; bereavement, family, parental leave; discounts, child care; travel/relocation expenses; employee assistance programs; credit union membership; or any other benefit.
  - Any benefit not offer an employee with a spouse, is not required to be offered to an employee with a domestic partner.
- Contractor shall post notice of firm's equal benefits policy in the workplace and notify employees at time of hire and during open enrollment periods.
- Contractor shall allow City access to records, when requested, to confirm compliance with EBO requirements.
- Contractor shall submit *EBO Certification of Compliance*, signed under penalty of perjury, prior to award of contract.

NOTE: This summary is provided for convenience. Full text of the EBO and Rules Implementing the EBO are available at [www.sandiego.gov/administration](http://www.sandiego.gov/administration).

**CONTRACTOR EQUAL BENEFITS ORDINANCE CERTIFICATION**

Please indicate your firm's compliance status with the EBO. The City may request supporting documentation.

- I affirm **compliance** with the EBO because my firm (*contractor must select one reason*):
- Provides equal benefits to spouses and domestic partners.
  - Provides no benefits to spouses or domestic partners.
  - Has no employees.
  - Has collective bargaining agreement(s) in place prior to January 1, 2011, that has not been renewed or expired.
- I request the City's approval to pay affected employees a cash equivalent in lieu of equal benefits and verify my firm made a reasonable effort but is not able to provide equal benefits upon contract award. I agree to notify employees of the availability of a cash equivalent for benefits available to spouses but not domestic partners and to continue to make every reasonable effort to extend all available benefits to domestic partners.

It is unlawful for any contractor to knowingly submit any false information to the City regarding equal benefits or cash equivalent associated with the execution, award, amendment, or administration of any contract. [San Diego Municipal Code §22.4307(a)]

Under penalty of perjury under laws of the State of California, I certify the above information is true and correct. I further certify that my firm understands the requirements of the Equal Benefits Ordinance and will provide and maintain equal benefits for the duration of the contract or pay a cash equivalent if authorized by the City.

<i>Jeff Petty / Vice President</i>	<i>[Signature]</i>	<i>09/23/14</i>
Name/Title of Signatory	Signature	Date

**FOR OFFICIAL CITY USE ONLY**

Receipt Date:	EBO Analyst:	<input type="checkbox"/> Approved	<input type="checkbox"/> Not Approved – Reason:
---------------	--------------	-----------------------------------	---

(Rev 02/15/2011)



**BIDDING DOCUMENTS**

**PROPOSAL (BID)**

The Bidder agrees to the construction of **FY 14 - SLURRY SEAL GROUP 2** for the City of San Diego, in accordance with these contract documents for the prices listed below. The Bidder guarantees the Contract Price for a period of 120 days (90 days for federally funded contracts and contracts valued at \$500,000 or less) from the date of Bid opening to Award of the Contract. The duration of the Contract Price guarantee shall be extended by the number of days required for the City to obtain all items necessary to fulfill all conditions precedent e.g., bond and insurance.

Item	Quantity	Unit	NAICS	Payment Reference	Description	Unit Price	Extension
<b>BASE BID</b>							
1	1,000	TONS	237310	302-5.1.2	Damaged AC Pavement Replacement	\$ 159. <sup>50</sup>	\$ 159,500. <sup>00</sup>
2	300,000	LF	237310	302-13.5	Crack Seal	\$ 0.37	\$ 111,000. <sup>00</sup>
3	1,000	LF	237310	302-1.12	Removal of Humps & Pavement Irregularities	\$ 9. <sup>00</sup>	\$ 9,000. <sup>00</sup>
4	2,690,000	SF	237310	Appendix F	Scrub Seal with Type I RPMS Slurry	\$ 0.41	\$ 1,102,900. <sup>00</sup>
5	3,330,000	SF	237310	302-4.12.4	Type I RPMS (Slurry Seal)	\$ 0.13	\$ 432,900. <sup>00</sup>
6	53	EA	237310	301-1.7	Adjust Manhole Frame & Cover	\$ 550. <sup>00</sup>	\$ 29,150. <sup>00</sup>
7	50	EA	237310	302-1.12	Replace Vehicle detectors (Signal Loops)	\$ 434. <sup>50</sup>	\$ 21,725. <sup>00</sup>
8	5	EA	237310	302-1.12	Replace Loop Conduit Stubs	\$ 544. <sup>50</sup>	\$ 2,722. <sup>50</sup>

**BIDDING DOCUMENTS**

Item	Quantity	Unit	NAICS	Payment Reference	Description	Unit Price	Extension	
9	1	LS	237310	84-3.04	Remove/Replace Traffic Striping & Pavement Markings		\$ 124,000. <sup>00</sup>	
10	380	EA	237990	701-13.9.5	Post-Construction Requirements - Inlet Markers	\$ 20. <sup>00</sup>	\$ 7,600. <sup>00</sup>	
11	1	LS	541310	701-13.9.5	Water Pollution Control Program Development-WPCP & WTAP		\$ 1,500. <sup>00</sup>	
12	1	LS	237990	701-13.9.5	Water Pollution Control Program Implementation-BMPs		\$ 15,000. <sup>00</sup>	
13	1	LS	237310	7-10.2.6	Traffic Control, Including Permits		\$ 68,000. <sup>00</sup>	
14	1	LS	237310	2-4.1	Bonds (Payment and Performance)		\$ 25,000. <sup>00</sup>	
15	1	AL	237310	9-3.5	Field Order - Type II		\$150,000.00	
<b>ESTIMATED TOTAL BASE BID:</b>								\$ 2,259,997. <sup>50</sup>

TOTAL BID PRICE FOR BID (Items 1 through 15 inclusive) amount written in words:

TWO Million TWO Hundred Fifty Nine Thousand NINE hundred NINETY SEVEN Dollars FIFTY cents

**BIDDING DOCUMENTS**

The Bid shall contain an acknowledgment of receipt of all addenda, the numbers of which shall be filled in on the Bid form. If an addendum or addenda has been issued by the City and not noted as being received by the Bidder, this proposal shall be rejected as being **non-responsive**. The following addenda have been received and are acknowledged in this bid: 4,

The names of all persons interested in the foregoing proposal as principals are as follows:

- Allan Henderson - President, Treasurer
- Jeff Petty - Vice President
- Lyle Stone - Secretary

IMPORTANT NOTICE: If Bidder or other interested person is a corporation, state secretary, treasurer, and manager thereof; if a co-partnership, state true name of firm, also names of all individual co-partners composing firm; if Bidder or other interested person is an individual, state first and last names in full.

Bidder: American Asphalt South, Inc.

Title: Jeff Petty, Vice President

Business Address: 14436 Santa Ana Ave, Fontana, CA 92337

Place of Business: Same As Above

Place of Residence: N/A

Signature: 

## BIDDING DOCUMENTS

---

### NOTES:

- A. The City shall determine the low Bid based on the Base Bid alone:
- B. Prices and notations shall be in ink or typewritten. All corrections (which have been initiated by the Bidder using erasures, strike out, line out, or "white-out") shall be typed or written in with ink adjacent thereto, and shall be initialed in ink by the person signing the bid proposal.
- C. Failure to initial all corrections made in the bidding documents may cause the Bid to be rejected as **non-responsive** and ineligible for further consideration.
- D. Blank spaces must be filled in, using figures. Bidder's failure to submit a price for any Bid item that requires the Bidder to submit a price shall render the Bid **non-responsive** and shall be cause for its rejection.
- E. Unit prices shall be entered for all unit price items. Unit prices shall not exceed two (2) decimal places. If the Unit prices entered exceed two (2) decimal places, the City will only use the first two digits after the decimal points without rounding up or down.
- F. All extensions of the unit prices bid will be subject to verification by the City. In the case of inconsistency or conflict between the product of the Quantity x Unit Price and the Extension, the product shall govern.
- G. In the case of inconsistency or conflict, between the sums of the Extensions with the estimated total Bid, the sum of the Extensions shall govern.
- H. Bids shall not contain any recapitulation of the Work. Conditional Bids will be rejected as being **non-responsive**. Alternative proposals will not be considered unless called for.
- I. Subcontractors' License Number must be filled in. Failure to provide the information specified may deem the bidder **non-responsive**.

# BIDDING DOCUMENTS

## LIST OF SUBCONTRACTORS

In accordance with the requirements provided in the "Subletting and Subcontracting Fair Practices Act", Division 2, Part 1, Chapter 4 of the Public Contract Code, the Bidder shall list below the name and address of each Subcontractor who will perform work, labor, render services or specially fabricates and installs a portion [type] of the work or improvement, in an amount in excess of 0.5% of the Contractor's total Bid. The Bidder shall also list below the portion of the work which will be done by each subcontractor under this Contract. The Contractor shall list only one Subcontractor for each portion of the Work. The **DOLLAR VALUE** of the total Bid to be performed shall be stated for all subcontractors listed. Failure to comply with this requirement shall result in the Bid being rejected as **non-responsive** and ineligible for award. The Bidder's attention is directed to the Special Provisions - General; Paragraph 2-3 Subcontracts, which stipulates the percent of the Work to be performed with the Bidders' own forces. The Bidder shall list all SLBE, ELBE, DBE, DVBE, MBE, WBE, OBE, SDB, WoSB, HUBZone, and SDVOSB Subcontractors that Bidders are seeking recognition towards achieving any mandatory, voluntary, or both subcontracting participation percentages.

Subcontractors' License Number must be filled in. Failure to provide the information specified may deem the bidder **non-responsive**.

NAME, ADDRESS AND TELEPHONE NUMBER OF SUBCONTRACTOR	CONSTRUCTOR OR DESIGNER	SUBCONTRACTOR LICENSE NUMBER	TYPE OF WORK	DOLLAR VALUE OF SUBCONTRACT (MUST BE FILLED OUT)	MBE, WBE, DBE, DVBE, OBE, ELBE, SLBE, SDB, WoSB, HUBZone, OR SDVOSB	WHERE CERTIFIED ②	CHECK IF JOINT VENTURE PARTNERSHIP
Name: _____ Address: _____ City: _____ State: _____ Zip: _____ Phone: _____ Email: _____							
Name: _____ Address: _____ City: _____ State: _____ Zip: _____ Phone: _____ Email: _____							

① As appropriate, Bidder shall identify Subcontractor as one of the following and shall include a valid proof of certification (except for OBE, SLBE and ELBE):

Certified Minority Business Enterprise	MBE	Certified Woman Business Enterprise	WBE
Certified Disadvantaged Business Enterprise	DBE	Certified Disabled Veteran Business Enterprise	DVBE
Other Business Enterprise	OBE	Certified Emerging Local Business Enterprise	ELBE
Certified Small Local Business Enterprise	SLBE	Small Disadvantaged Business	SDB
Woman-Owned Small Business	WoSB	HUBZone Business	HUBZone
Service-Disabled Veteran Owned Small Business	SDVOSB		

46.43

② As appropriate, Bidder shall indicate if Subcontractor is certified by:

City of San Diego	CITY	State of California Department of Transportation	CALTRANS
California Public Utilities Commission	CPUC	San Diego Regional Minority Supplier Diversity Council	SRMSDC
State of California's Department of General Services	CADoGS	City of Los Angeles	LA
State of California	CA	U.S. Small Business Administration	SBA

**The Bidder will not receive any subcontracting participation percentages if the Bidder fails to submit the required proof of certification.**

**BIDDING DOCUMENTS**

**LIST OF SUBCONTRACTORS**

In accordance with the requirements provided in the "Subletting and Subcontracting Fair Practices Act", Division 2, Part 1, Chapter 4 of the Public Contract Code, the Bidder shall list below the name and address of each Subcontractor who will perform work, labor, render services or specially fabricates and installs a portion [type] of the work or improvement, in an amount in excess of 0.5% of the Contractor's total Bid. The Bidder shall also list below the portion of the work which will be done by each subcontractor under this Contract. The Contractor shall list only one Subcontractor for each portion of the Work. The **DOLLAR VALUE** of the total Bid to be performed shall be stated for all subcontractors listed. Failure to comply with this requirement shall result in the Bid being rejected as **non-responsive** and ineligible for award. The Bidder's attention is directed to the Special Provisions - General; Paragraph 2-3 Subcontracts, which stipulates the percent of the Work to be performed with the Bidders' own forces. The Bidder shall list all SLBE, ELBE, DBE, DVBE, MBE, WBE, OBE, SDB, WoSB, HUBZone, and SDVOSB Subcontractors that Bidders are seeking recognition towards achieving any mandatory, voluntary, or both subcontracting participation percentages.

Subcontractors' License Number must be filled in. Failure to provide the information specified may deem the bidder **non-responsive**.

NAME, ADDRESS AND TELEPHONE NUMBER OF SUBCONTRACTOR	CONSTRUCTOR OR DESIGNER	SUBCONTRACTOR LICENSE NUMBER	TYPE OF WORK	DOLLAR VALUE OF SUBCONTRACT (MUST BE FILLED OUT)	MBE, WBE, DBE, DVBE, OBE, ELBE, SLBE, SDB, WoSB, HUBZone, OR SDVOSB	WHERE CERTIFIED ②	CHECK IF JOINT VENTURE PARTNERSHIP
Name: <u>American Pavement Systems</u> Address: <u>1012 11<sup>th</sup> # 1000</u> City: <u>MODESTO</u> State: <u>CA</u> Zip: <u>95354</u> Phone: <u>209-522-2277</u> Email: <u>DPimley@AmericanPavementsystems.com</u>	Constructo	943792	SCrub SEAL	733,500. <sup>00</sup>	OBE		
Name: <u>LSI ROAD MARKINGS</u> Address: <u>P.O. Box 2426</u> City: <u>EL CAJON</u> State: <u>CA</u> Zip: <u>92021</u> Phone: <u>619-443-7755</u> Email: <u>RODNEY@LSIROADMARKINGS.COM</u>	Constructo	775886	STRIPING	119,728. <sup>90</sup>	ELBE SLBE	City	

① As appropriate, Bidder shall identify Subcontractor as one of the following and shall include a valid proof of certification (except for OBE, SLBE and ELBE):

Certified Minority Business Enterprise	MBE	Certified Woman Business Enterprise	WBE
Certified Disadvantaged Business Enterprise	DBE	Certified Disabled Veteran Business Enterprise	DVBE
Other Business Enterprise	OBE	Certified Emerging Local Business Enterprise	ELBE
Certified Small Local Business Enterprise	SLBE	Small Disadvantaged Business	SDB
Woman-Owned Small Business	WoSB	HUBZone Business	HUBZone
Service-Disabled Veteran Owned Small Business	SDVOSB		

② As appropriate, Bidder shall indicate if Subcontractor is certified by:

City of San Diego	CITY	State of California Department of Transportation	CALTRANS
California Public Utilities Commission	CPUC	San Diego Regional Minority Supplier Diversity Council	SRMSDC
State of California's Department of General Services	CADoGS	City of Los Angeles	LA
State of California	CA	U.S. Small Business Administration	SBA

**The Bidder will not receive any subcontracting participation percentages if the Bidder fails to submit the required proof of certification.**

**BIDDING DOCUMENTS**

**LIST OF SUBCONTRACTORS**

In accordance with the requirements provided in the "Subletting and Subcontracting Fair Practices Act", Division 2, Part 1, Chapter 4 of the Public Contract Code, the Bidder shall list below the name and address of each Subcontractor who will perform work, labor, render services or specially fabricates and installs a portion [type] of the work or improvement, in an amount in excess of 0.5% of the Contractor's total Bid. The Bidder shall also list below the portion of the work which will be done by each subcontractor under this Contract. The Contractor shall list only one Subcontractor for each portion of the Work. The **DOLLAR VALUE** of the total Bid to be performed shall be stated for all subcontractors listed. Failure to comply with this requirement shall result in the Bid being rejected as **non-responsive** and ineligible for award. The Bidder's attention is directed to the Special Provisions - General; Paragraph 2-3 Subcontracts, which stipulates the percent of the Work to be performed with the Bidders' own forces. The Bidder shall list all SLBE, ELBE, DBE, DVBE, MBE, WBE, OBE, SDB, WoSB, HUBZone, and SDVOSB Subcontractors that Bidders are seeking recognition towards achieving any mandatory, voluntary, or both subcontracting participation percentages.

Subcontractors' License Number must be filled in. Failure to provide the information specified may deem the bidder **non-responsive**.

NAME, ADDRESS AND TELEPHONE NUMBER OF SUBCONTRACTOR	CONSTRUCTOR OR DESIGNER	SUBCONTRACTOR LICENSE NUMBER	TYPE OF WORK	DOLLAR VALUE OF SUBCONTRACT (MUST BE FILLED OUT)	MBE, WBE, DBE, DVBE, OBE, ELBE, SLBE, SDB, WoSB, HUBZone, OR SDVOSB	WHERE CERTIFIED Ⓞ	CHECK IF JOINT VENTURE PARTNERSHIP
Name: <u>ATP</u> Address: <u>187 MACE ST</u> City: <u>CHULA VISTA</u> State: <u>CA</u> Zip: <u>91911</u> Phone: <u>619-271-3445</u> Email: <u>RICKE.PAVEIT@GREEN.COM</u>	<u>Constructor</u>	<u>502506</u>	<u>A/C PAVEMENT, Remove Hump + PAVEMENT IRREGULARITIES, ADJUST MANH HOLES</u>	<u>179,500.00</u>	<u>OBE</u>		
Name: <u>Perry ELECTRIC</u> Address: <u>P.O Box 710310</u> City: <u>Santee</u> State: <u>CA</u> Zip: <u>92072</u> Phone: <u>619-449-0045</u> Email: _____	<u>Constructor</u>	<u>747931</u>	<u>Replace Vehicle detectors, Replace loop CONDUIT STRIPS</u>	<u>16,750.00</u>	<u>SLBE</u>	<u>City</u>	

Ⓞ As appropriate, Bidder shall identify Subcontractor as one of the following and shall include a valid proof of certification (except for OBE, SLBE and ELBE):

Certified Minority Business Enterprise	MBE	Certified Woman Business Enterprise	WBE
Certified Disadvantaged Business Enterprise	DBE	Certified Disabled Veteran Business Enterprise	DVBE
Other Business Enterprise	OBE	Certified Emerging Local Business Enterprise	ELBE
Certified Small Local Business Enterprise	SLBE	Small Disadvantaged Business	SDB
Woman-Owned Small Business	WoSB	HUBZone Business	HUBZone
Service-Disabled Veteran Owned Small Business	SDVOSB		

Ⓞ As appropriate, Bidder shall indicate if Subcontractor is certified by:

City of San Diego	CITY	State of California Department of Transportation	CALTRANS
California Public Utilities Commission	CPUC	San Diego Regional Minority Supplier Diversity Council	SRMSDC
State of California's Department of General Services	CADoGS	City of Los Angeles	LA
State of California	CA	U.S. Small Business Administration	SBA

**The Bidder will not receive any subcontracting participation percentages if the Bidder fails to submit the required proof of certification.**

**BIDDING DOCUMENTS**

**NAMED EQUIPMENT/MATERIAL SUPPLIER LIST**

The Bidder seeking the recognition of equipment, materials, or supplies obtained from Suppliers towards achieving any mandatory, voluntary, or both subcontracting participation percentages shall list the Supplier(s) on the Named Equipment/Material Supplier List. The Named Equipment/Material Supplier List, at a minimum, shall have the name, locations (City) and the **DOLLAR VALUE** of the Suppliers. The Bidder will be credited up to 60% of the amount to be paid to the Suppliers for such materials and supplies unless vendor manufactures or substantially alters materials and supplies in which case 100% will be credited. The Bidder is to indicate (Yes/No) whether listed firm is a supplier or manufacturer. In calculating the subcontractor participation percentages, vendors/suppliers will receive 60% credit of the listed **DOLLAR VALUE**, whereas manufacturers will receive 100% credit. If no indication provided, listed firm will be credited at 60% of the listed dollar value for purposes of calculating the Subcontractor Participation Percentage, Suppliers will receive 60% credit of the listed **DOLLAR VALUE**, whereas manufacturers will receive 100% credit. If no indication provided, listed firm will be credited at 60% of the listed **DOLLAR VALUE** for purposes of calculating the subcontractor participation percentages.

NAME, ADDRESS AND TELEPHONE NUMBER OF VENDOR/SUPPLIER	MATERIALS OR SUPPLIES	DOLLAR VALUE OF MATERIAL OR SUPPLIES (MUST BE FILLED OUT)	SUPPLIER (Yes/No)	MANUFACTURER (Yes/No)	MBE, WBE, DBE, DVBE, OBE, ELBE, SLBE, SDB, WoSB, HUBZone, OR SDVOSB	WHERE CERTIFIED
Name: <u>NATIVE SOILS</u> Address: <u>860 MIDWAY DR</u> City: <u>ALPINE</u> State: <u>CA</u> Zip: <u>91901</u> Phone: <u>619-495-4155</u> Email: <u>90PeterVe@gmail.com</u>	Slurry SEAL EMULSION, ASPHALT	<u>8</u> <del>350,000.00</del> 380,000.00	yes	NO	ELBE	City
Name: _____ Address: _____ City: _____ State: _____ Zip: _____ Phone: _____ Email: _____						

① As appropriate, Bidder shall identify Vendor/Supplier as one of the following and shall include a valid proof of certification (except for OBE,SLBE and ELBE):

- |   |        |  |         |
|---|--------|--|---------|
| Certified Minority Business Enterprise        | MBE    | Certified Woman Business Enterprise            | WBE     |
| Certified Disadvantaged Business Enterprise   | DBE    | Certified Disabled Veteran Business Enterprise | DVBE    |
| Other Business Enterprise                     | OBE    | Certified Emerging Local Business Enterprise   | ELBE    |
| Certified Small Local Business Enterprise     | SLBE   | Small Disadvantaged Business                   | SDB     |
| Woman-Owned Small Business                    | WoSB   | HUBZone Business                               | HUBZone |
| Service-Disabled Veteran Owned Small Business | SDVOSB |  |         |

② As appropriate, Bidder shall indicate if Vendor/Supplier is certified by:

- |  |        |  |          |
|--|--------|--|----------|
| City of San Diego                                    | CITY   | State of California Department of Transportation       | CALTRANS |
| California Public Utilities Commission               | CPUC   | San Diego Regional Minority Supplier Diversity Council | SRMSDC   |
| State of California's Department of General Services | CADoGS | City of Los Angeles                                    | LA       |
| State of California                                  | CA     | U.S. Small Business Administration                     | SBA      |

**The Bidder will not receive any subcontracting participation percentages if the Bidder fails to submit the required proof of certification.**



**BIDDING DOCUMENTS**

**NAMED EQUIPMENT/MATERIAL SUPPLIER LIST**

The Bidder seeking the recognition of equipment, materials, or supplies obtained from Suppliers towards achieving any mandatory, voluntary, or both subcontracting participation percentages shall list the Supplier(s) on the Named Equipment/Material Supplier List. The Named Equipment/Material Supplier List, at a minimum, shall have the name, locations (City) and the **DOLLAR VALUE** of the Suppliers. The Bidder will be credited up to 60% of the amount to be paid to the Suppliers for such materials and supplies unless vendor manufactures or substantially alters materials and supplies in which case 100% will be credited. The Bidder is to indicate (Yes/No) whether listed firm is a supplier or manufacturer. In calculating the subcontractor participation percentages, vendors/suppliers will receive 60% credit of the listed **DOLLAR VALUE**, whereas manufacturers will receive 100% credit. If no indication provided, listed firm will be credited at 60% of the listed dollar value for purposes of calculating the Subcontractor Participation Percentage, Suppliers will receive 60% credit of the listed **DOLLAR VALUE**, whereas manufacturers will receive 100% credit. If no indication provided, listed firm will be credited at 60% of the listed **DOLLAR VALUE** for purposes of calculating the subcontractor participation percentages.

NAME, ADDRESS AND TELEPHONE NUMBER OF VENDOR/SUPPLIER	MATERIALS OR SUPPLIES	DOLLAR VALUE OF MATERIAL OR SUPPLIES (MUST BE FILLED OUT)	SUPPLIER (Yes/No)	MANUFACTURER (Yes/No)	MBE, WBE, DBE, DVBE, OBE, ELBE, SLBE, SDB, WoSB, HUBZone, OR SDVOSB	WHERE CERTIFIED
Name: _____ Address: _____ City: _____ State: _____ Zip: _____ Phone: _____ Email: _____						
Name: _____ Address: _____ City: _____ State: _____ Zip: _____ Phone: _____ Email: _____						

① As appropriate, Bidder shall identify Vendor/Supplier as one of the following and shall include a valid proof of certification (except for OBE,SLBE and ELBE):

- |   |        |  |         |
|---|--------|--|---------|
| Certified Minority Business Enterprise        | MBE    | Certified Woman Business Enterprise            | WBE     |
| Certified Disadvantaged Business Enterprise   | DBE    | Certified Disabled Veteran Business Enterprise | DVBE    |
| Other Business Enterprise                     | OBE    | Certified Emerging Local Business Enterprise   | ELBE    |
| Certified Small Local Business Enterprise     | SLBE   | Small Disadvantaged Business                   | SDB     |
| Woman-Owned Small Business                    | WoSB   | HUBZone Business                               | HUBZone |
| Service-Disabled Veteran Owned Small Business | SDVOSB |  |         |

② As appropriate, Bidder shall indicate if Vendor/Supplier is certified by:

- |  |        |  |          |
|--|--------|--|----------|
| City of San Diego                                    | CITY   | State of California Department of Transportation       | CALTRANS |
| California Public Utilities Commission               | CPUC   | San Diego Regional Minority Supplier Diversity Council | SRMSDC   |
| State of California's Department of General Services | CADoGS | City of Los Angeles                                    | LA       |
| State of California                                  | CA     | U.S. Small Business Administration                     | SBA      |

**The Bidder will not receive any subcontracting participation percentages if the Bidder fails to submit the required proof of certification.**