
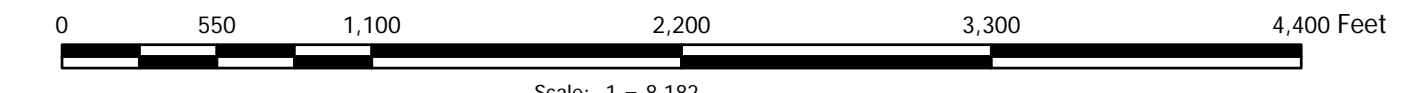
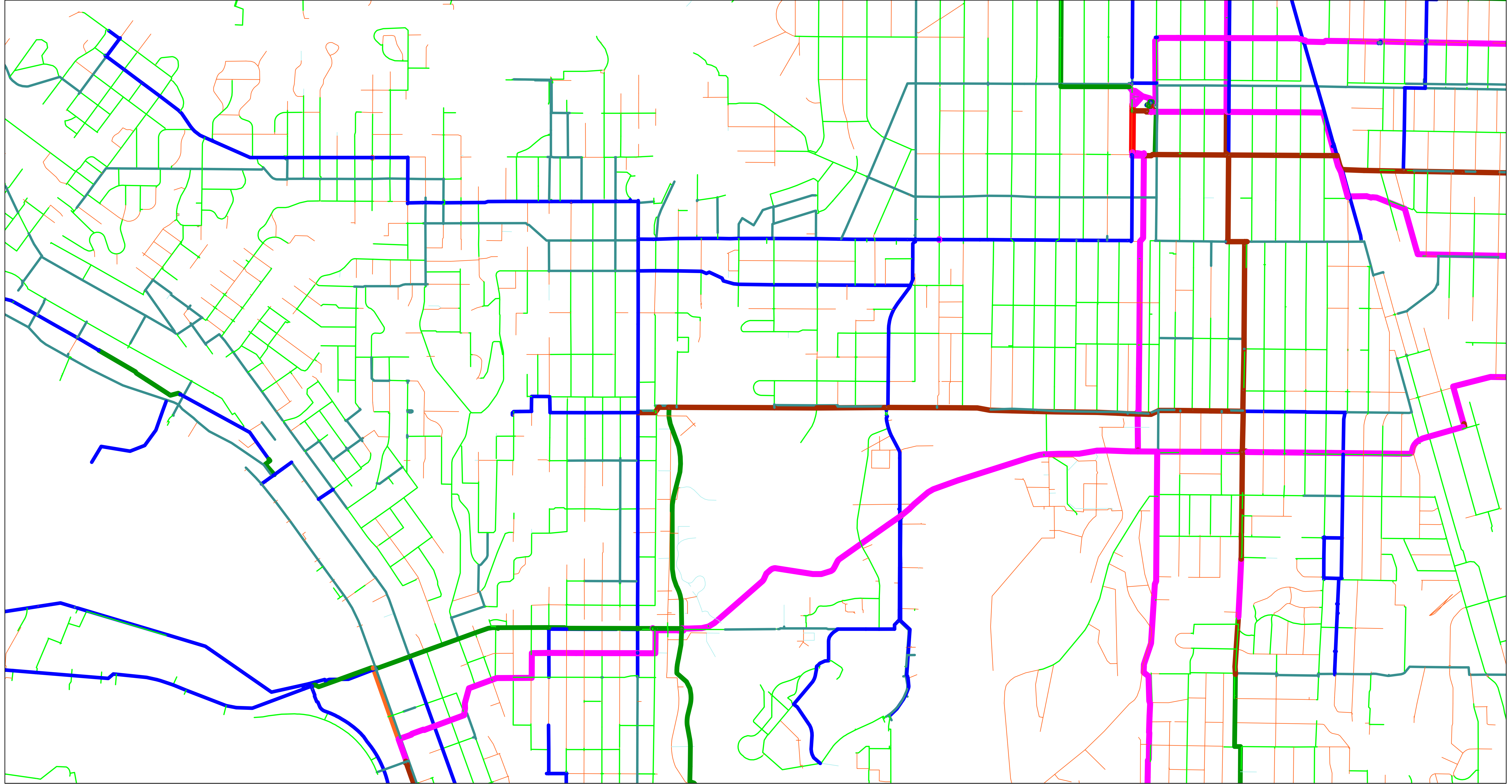


Exhibit B-1
Upas Project Alt. 1
Pipeline Diameter



X,Y (Feet): 6295459.49, 1857047.70



Legend		
Facilities Symbols	Facilities Color By	Facilities Annotation
Nodes Symbols	Pipe Internal Diameter (in)	Nodes Annotation
Polygons Symbols	Not Applicable (2508)	Polygons Annotation
	< 3.0 (401)	
	3.0 - 7.9 (16,309)	
	7.9 - 11.9 (27,656)	
	11.9 - 15.0 (107,55)	
	15.0 - 19.9 (421,2)	
	19.9 - 23.9 (404,)	
	23.9 - 29.9 (294,)	
	29.9 - 35.9 (573,)	
	35.9 - 47.9 (915)	
	> 47.9 (403)	
	Nodes Color By	

Model Path: C:\Stoner\Upas\2007_Peak_Alvarado_450-Upas Alt 1.mdb

Model Description:
SAN DIEGO WATER:
2007-08 CALIBRATION
CALIBRATED MODEL

Model Coordinate System: NAD 1983 StatePlane California VI FIPS 0406 Feet

Simulation Data:
State: Solved
Date: 8/29/2007

SynerGEE Water 4.5.0 (28 Mar 2010)

6/22/2010 2:47:26 PM