
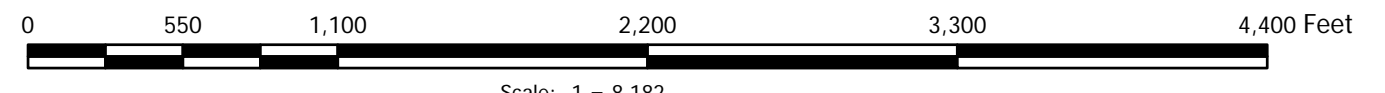
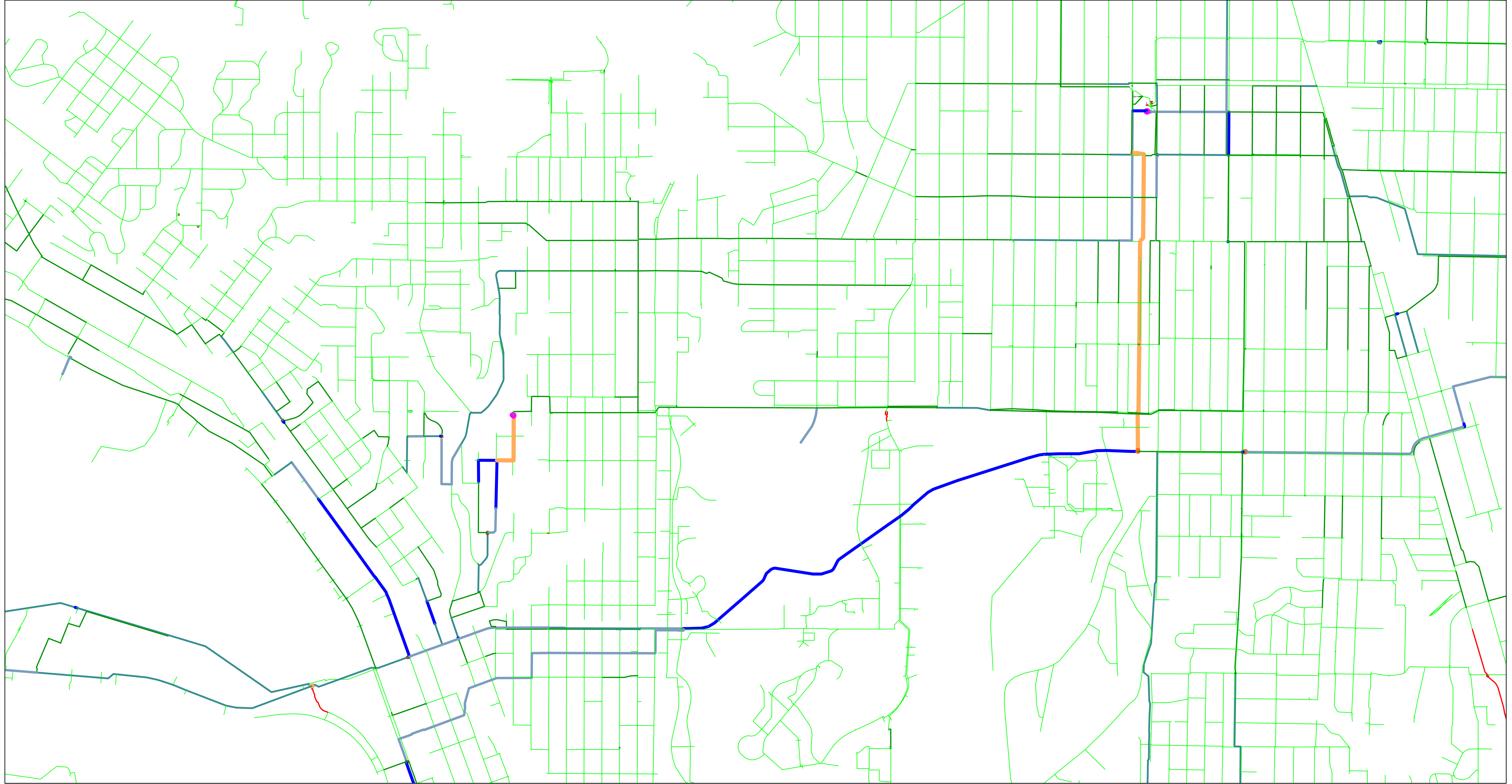


**Exhibit B-2
Upas Project Alt. 1
Pipeline Velocity**



X,Y (Feet): 6295459.49, 1857047.70



Legend		
Facilities Symbols	Facilities Color By	Facilities Annotation
Nodes Symbols	Pipe Velocity (ft/s)	Nodes Annotation
Polygons Symbols	Not Applicable (2508)	Polygons Annotation
	< 0.00 (1011)	
	0.00 - 1.00 (510 75)	
	1.00 - 2.00 (617 9)	
	2.00 - 3.00 (217 7)	
	3.00 - 4.00 (827)	
	4.00 - 5.00 (24 1)	
	5.00 - 6.00 (168)	
	6.00 - 7.00 (114)	
	7.00 - 9.00 (104)	
	> 9.00 (145)	
	Nodes Color By	

Model Path: C:\Stoner\Upas\2007_Peak_Alvarado_450-Upas Alt 1.mdb

Model Description:
SAN DIEGO WATER:
2007-08 CALIBRATION
CALIBRATED MODEL

Model Coordinate System: NAD 1983 StatePlane California VI FIPS 0406 Feet

Simulation Data:
State: Solved
Date: 8/29/2007

SynerGEE Water 4.5.0 (28 Mar 2010)

6/22/2010 2:53:50 PM