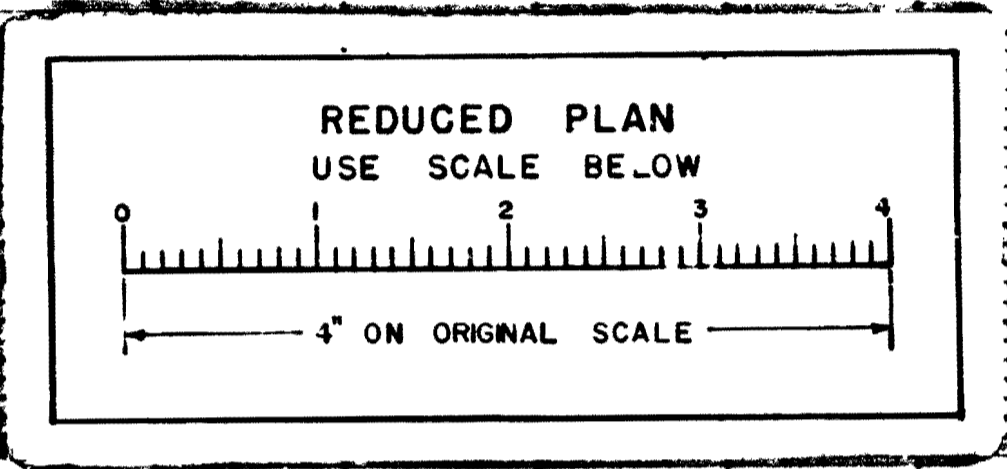
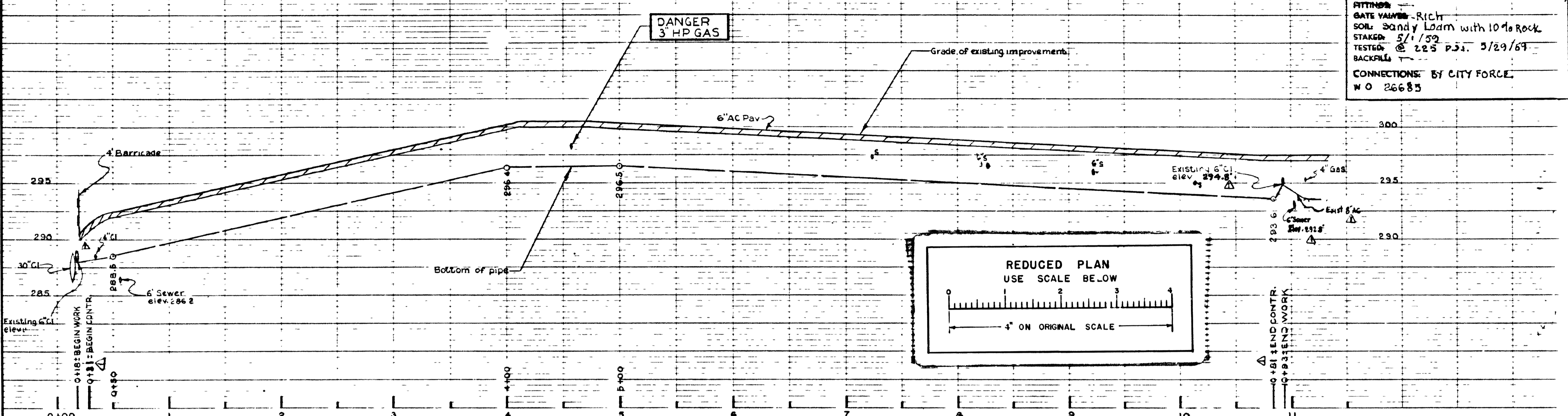


UPAS STREET

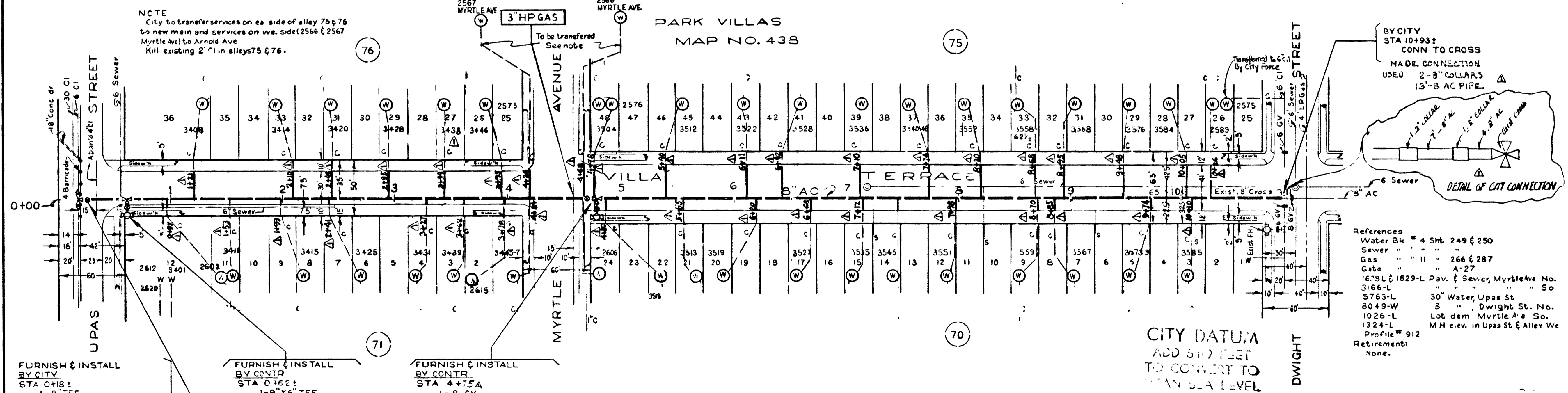
MYRTLE AVENUE

DWIGHT STREET

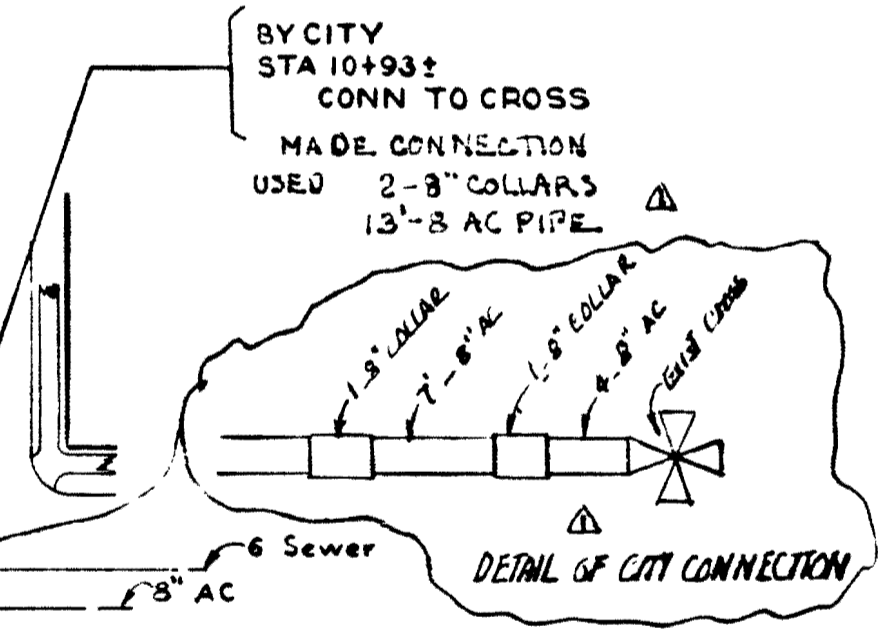
CONSTRUCTED: BY M J BAXTER  
 W. O. 26684 (cont.) W. O. 40090 (ENGR.)  
 PIPE 8" Asbestos Cement (J.M. RINGITE)  
 FITTINGS: RICH  
 GATE VALVE: RICH  
 SOIL: Sandy Loam with 10% Rock  
 STAKED: 5/1/59  
 TESTED: @ 225 P.S.I. 5/29/69  
 BACKFILL: ---  
 CONNECTIONS: BY CITY FORCE  
 W. O. 26685



NOTE  
 City to transfer services on ea. side of alley 75 & 76  
 to new main and services on wa. side (2566 & 2567  
 Myrtle Ave) to Arnold Ave  
 Kill existing 2' CI in alleys 75 & 76.



References  
 Water Bk # 4 Sht 249 & 250  
 Sewer " " " 266 & 287  
 Gas " " " A-27  
 Gate " " " A-27  
 1678-L & 1629-L Pav. & Sewer, Myrtle Ave No. 3166-L " " " So  
 5763-L 30" Water, Upas St " " So  
 8049-W 8 " " Dwight St. No. " " " So  
 1026-L Lot dem. Myrtle Ave So.  
 1324-L M.H. elev. in Upas St & Alley We  
 Profile # 912  
 Retirement: None.



FURNISH & INSTALL  
 BY CITY  
 STA 0+18±  
 1-8" TEE  
 1-8" x 6" RED B&S  
 Small end bell, Rt of tee  
 1-8" x 6" RED B&S  
 Small end bell, Lt of tee  
 STA 0-22±  
 1-8" GV (MUELLER)  
 and  
 2-3 COLLARS  
 10'-3" AC PIPE

FURNISH & INSTALL  
 BY CONTR  
 STA 0+62±  
 1-8" x 6" TEE  
 1-6" FH SERVICE  
 City to tran exist FH  
 from Upas St & alley 71

NOTE  
 City to tran services on wa. side  
 of alleys 71 & 70 to new main.

FURNISH & INSTALL  
 BY CONTR  
 STA 4+75A  
 1-8" GV  
 STA 4+78±  
 1-8" x 6" TEE  
 1-6" FH & FH SERVICE

CITY DATUM  
 ADD 5.00 FEET  
 TO CONVERT TO  
 MEAN SEA LEVEL

CITY OF SAN DIEGO ENGR DEPARTMENT			GROUP 218		
NO.	REVISION	BY	DATE APP.	RECOMMENDED	ENGINEER
1	As built as per Inspector's field notes & City Force notes	DL	12/28/68		
SCALE 1" = 50' Horizontal 1" = 5' Vertical		DATUM City	F.S.	None	
DESIGNED LLK & PP	DRAWN Pelomino	APPROVED E. J. [Signature]	CITY ENGINEER	VILLA TERRACE 8" AC MAIN UPAS STREET TO DWIGHT STREET	
CHECKED J. [Signature]	SUBMITTED M. [Signature]	DATE 12/28/68		SHEET 4 OF 7 SHEETS	SPEC NO 8317W
				AS BUILT	DWG. NO. 14-407-L-INDEXED

VILLA TERRACE