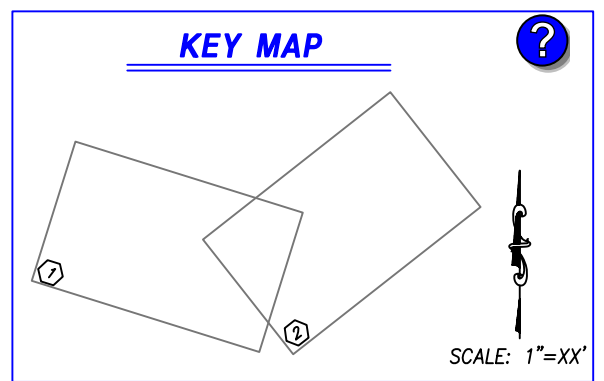


▼ DENOTES PROFILE ELEVATION(S)
TYPICAL STREET SECTION
 NO SCALE
PUBLIC STREET 'X'
 STATION XX+XX.X TO XX+XX.X



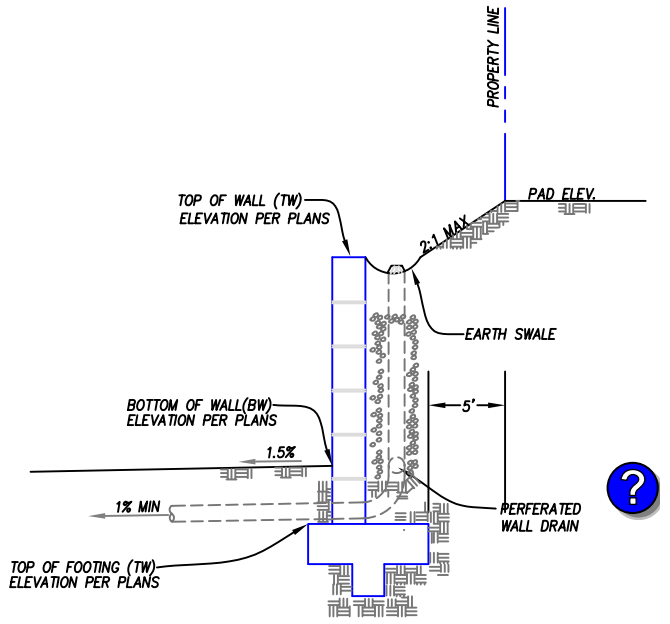
KEY MAP LEGEND
 DESCRIPTION SYMBOL
 SHEET NUMBER

SEWER AND WATER LATERAL TABLE

LOT NO.	INV. ELEV. AT MAIN	DROP TO MAIN	LENGTH IN FEET	INV. ELEV. AT P.L.	TOP CURB ELEV.	DEPTH BELOW T.C. AT P.L.	SEWER STATION	WATER STATION
X	XX	X'	XX'	XXX	XXX	X'	XX+XX.XX	XX+XX.XX

RECLAIMED WATER SERVICE TABLE


SERVICE NUMBER	STREET NAME	STATION	USER No.	METER NUMBER	SERVICE		GREATEST DISTANCE TO USER	COMMENTS
					SIZE	LENGTH		
1	STREET 'X'	X	XX	XX	X"	XX'	XX'	



TYPICAL RETAINING WALL
 NTS

ENGINEERING COMPANY'S ADDRESS, PHONE NUMBER AND LOGO (IF APPLICABLE)

NAME R.C.E. NO. XXXXX EXP. XX-XX-XX DATE



PRIVATE CONTRACT
IMPROVEMENT PLANS FOR:
PROJECT NAME
 NOTES AND DETAILS
 CITY OF SAN DIEGO, CALIFORNIA
 DEVELOPMENT SERVICES DEPARTMENT
 SHEET 2 OF XX SHEETS
 W.O. NO. XXXXXX
 P.T.S. NO. XXXXXX
 TM/TPM XX-XXXX
 FOR CITY ENGINEER DATE

DESCRIPTION	BY	APPROVED	DATE	FILMED
ORIGINAL	CO. INITIALS			

 XXXX-XXXX
 NAD83 COORDINATES
 XXX-XXXX
 LAMBERT COORDINATES
 AS-BUILTS
 CONTRACTOR DATE STARTED
 INSPECTOR DATE COMPLETED
 XXXXX- 2 -D

THIS AREA IS TO BE RESERVED FOR CONSTRUCTION CHANGE INFORMATION

WATER NOTES




SEWER NOTES



ENGINEERING COMPANY'S
ADDRESS, PHONE NUMBER
AND LOGO (IF APPLICABLE)



NAME _____ R.C.E. NO. XXXXX EXP. XX-XX-XX _____ DATE _____



PRIVATE CONTRACT

IMPROVEMENT PLANS FOR:

PROJECT NAME

WATER AND SEWER NOTES

CITY OF SAN DIEGO, CALIFORNIA
DEVELOPMENT SERVICES DEPARTMENT
SHEET 3 of XX SHEETS

W.O. NO. XXXXXX
P.T.S. NO. XXXXXX

FOR CITY ENGINEER _____ DATE _____

TM/TPM XX-XXXX

DESCRIPTION	BY	APPROVED	DATE	FILMED
ORIGINAL	CO. INITIALS			

XXXX-XXXX
NAD83 COORDINATES

XXX-XXXX
LAMBERT COORDINATES

AS-BUILTS INITIALS _____
CONTRACTOR _____ DATE STARTED _____
INSPECTOR _____ DATE COMPLETED _____

XXXX-3-D

THIS AREA IS TO BE RESERVED FOR CONSTRUCTION CHANGE INFORMATION

MINIMUM POST-CONSTRUCTION MAINTENANCE PLAN ?


EROSION AND SEDIMENT CONTROL NOTES ?

SWPPP NOTES ?

PERMANENT POST-CONSTRUCTION BMP NOTES ?

ENGINEERING COMPANY'S
ADDRESS, PHONE NUMBER
AND LOGO (IF APPLICABLE)

?
NAME _____ R.C.E. NO. XXXXX EXP. XX-XX-XX _____ DATE



PRIVATE CONTRACT
IMPROVEMENT PLANS FOR:
PROJECT NAME

NOTES

CITY OF SAN DIEGO, CALIFORNIA DEVELOPMENT SERVICES DEPARTMENT SHEET 4 of XX SHEETS		W.O. NO. XXXXXX P.T.S. NO. XXXXXX
FOR CITY ENGINEER	DATE	TM/TPM XX-XXXX
DESCRIPTION	BY	APPROVED
ORIGINAL	CO. INITIALS	DATE
		FILMED
		XXXX-XXXX NAD83 COORDINATES
		XXX-XXXX LAMBERT COORDINATES
AS-BUILTS	INITIALS	
CONTRACTOR	DATE STARTED	XXXX-4 -D
INSPECTOR	DATE COMPLETED	

THIS AREA IS TO BE RESERVED FOR CONSTRUCTION CHANGE INFORMATION

STRIPING AND SIGNING NOTES ?

TRAFFIC CONTROL NOTES ?

STREET LIGHT NOTES ?

STREET LIGHT SCHEDULE (EXAMPLE):

STREET LIGHT SCHEDULE					
STREET LIGHT #	STREET NAME	LOCATION REFERENCE*	CORNER/ STREET SIDE	TYPE OF WORK/ WATTAGE**	POLE TYPE§
1	4 th	@ WALNUT AVE.	NEC	(N) 250 W. HPS	15
2	WALNUT AVE.	S/O PINE ST., 260'	W/S	(N) 250 W. HPS	DB

* LOCATION REFERENCE FOR MID-BLOCK STREET LIGHTS:
APPROXIMATE DISTANCE FROM CENTERLINE OF NEAREST CROSS STREET.
** TYPE OF WORK: NEW (N), UPGRADE (U), AND RELOCATE (R).
§ A (GATEWAY), C (STANDARD), GASLAMP, 15 (STEEL), OR SPECIAL.

CCDC STREET LIGHT NOTES ?

STREET LIGHT SCHEDULE (EXAMPLE):

STREET LIGHT SCHEDULE					
STREET LIGHT #	STREET NAME	LOCATION REFERENCE*	CORNER/ STREET SIDE	TYPE OF WORK/ WATTAGE**	POLE TYPE§
1	7 th	@ MARKET STREET	NEC	(N) 250 W. HPS	15
2	MARKET STREET	45' W/O 4 th AVE.	N/S	(N) 250 W. HPS	C



* LOCATION REFERENCE FOR MID-BLOCK STREET LIGHTS:
APPROXIMATE DISTANCE FROM CENTERLINE OF NEAREST CROSS STREET.
** TYPE OF WORK: NEW (N), UPGRADE (U), AND RELOCATE (R).
§ A (GATEWAY), C (STANDARD), GASLAMP, 15 (STEEL), OR SPECIAL.

ENGINEERING COMPANY'S
ADDRESS, PHONE NUMBER
AND LOGO (IF APPLICABLE)

?

NAME _____ R.C.E. NO. XXXXX EXP. XX-XX-XX _____ DATE _____

?



PRIVATE CONTRACT
IMPROVEMENT PLANS FOR:

PROJECT NAME ?

STRIPING, STREET LIGHTS AND TRAFFIC NOTES

CITY OF SAN DIEGO, CALIFORNIA
DEVELOPMENT SERVICES DEPARTMENT
SHEET 5 of XX SHEETS

W.O. NO. XXXXXX
P.T.S. NO. XXXXXX

FOR CITY ENGINEER _____ DATE _____ TM/TPM XX-XXXX

DESCRIPTION	BY	APPROVED	DATE	FILMED
ORIGINAL	CO. INITIALS			

AS-BUILTS INITIALS _____

CONTRACTOR _____ DATE STARTED _____
INSPECTOR _____ DATE COMPLETED _____

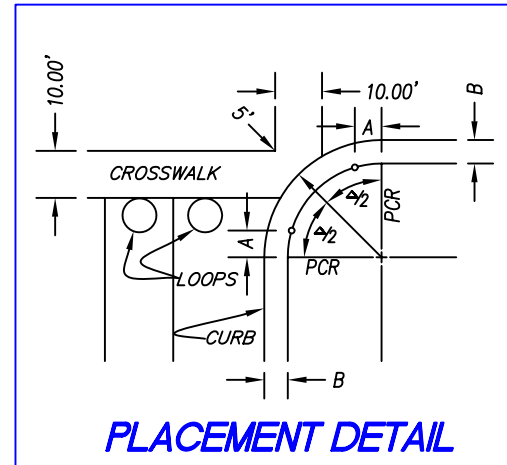
XXXX-XXXX
NAD83 COORDINATES
XXX-XXXX
LAMBERT COORDINATES

XXXX-5-D

THIS AREA IS TO BE RESERVED FOR CONSTRUCTION CHANGE INFORMATION

CITY OF SAN DIEGO SAMPLE FORMAT
EXAMPLE ONLY- THIS SHEET IS NOT TO STANDARD SCALE FOR PRESENTATION PURPOSES.

TRAFFIC SIGNAL GENERAL NOTES

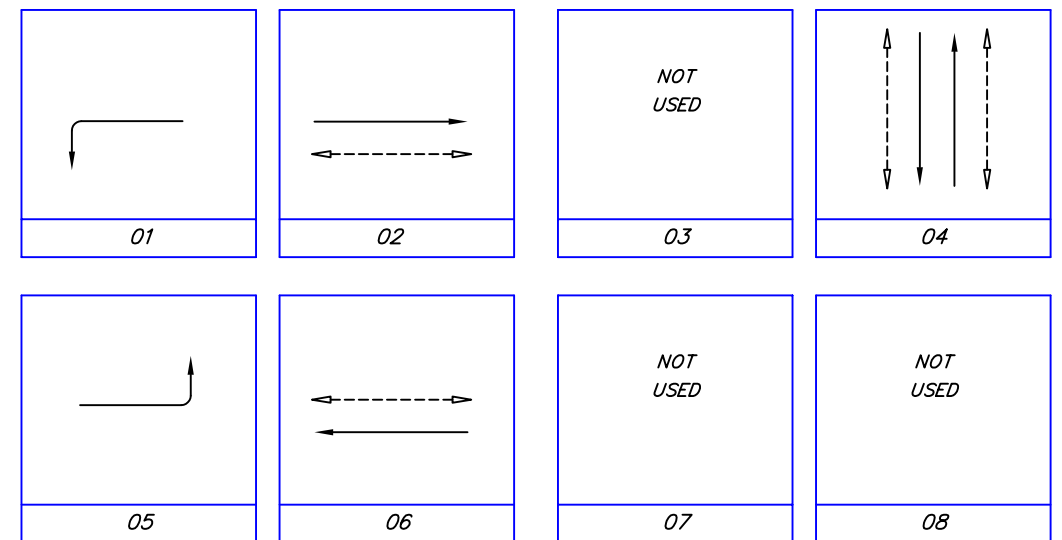


TRAFFIC SIGNAL CONSTRUCTION NOTES

POLE SCHEDULE											
NO.	TYPE	STANDARD			LUMINARE CO-LPS	PLACEMENT		SIGNAL MOUNTING VEHICLE	PEDESTRIAN SIGNAL PPB		REMARKS
		HGT	SIG. M.A.	LUM. M.A.		A	B		SIGNAL	PPB	
(A)	-	-	-	-	-	-	-	-	-	-	-
(B)	-	-	-	-	-	-	-	-	-	-	-
(C)	-	-	-	-	-	-	-	-	-	-	-
(D)	-	-	-	-	-	-	-	-	-	-	-
(-)	-	-	-	-	-	-	-	-	-	-	-
(-)	-	-	-	-	-	-	-	-	-	-	-

ALL VEHICLE HEADS SHALL BE 12" WITH BACKPLATES AND GLASS LENSES. ANCHOR BOLT NUT COVERS SHALL BE PROVIDED.

PHASE DIAGRAM



FLASHING OPERATION SHALL BE ALL RED.

CONDUCTOR TABLE						
AWG SIZE OR CABLE TYPE	PHASE	POLE OR CIRCUIT	CONDUIT SIZE & RUN			
			3"	3"	3"	2-3"
3	CONDUCTORS	POLE - A	/	/	/	/
		POLE - B	/	/	/	/
		POLE - C	/	/	/	/
		POLE - D	/	/	/	/
TOTAL CABLES		3 CONDUCTOR/12 CONDUCTOR	/	/	/	/
NUMBER 6		SIGNAL SERVICE	-	-	-	-
10		LIGHTING	-	-	-	-
6 PAIR NO.22		INTERCONNECT CABLE	-	-	-	-
TYPE		LOOP DETECTOR	-	-	-	-
"B"		" "	-	-	-	-
DLC		" "	-	-	-	-
TOTAL DLC			-	-	-	-
EMERGENCY VEHICLE DETECTOR (EV-DLC)			-	-	-	-

DETECTOR ASSIGNMENT			
DETECTOR	PHASE	SLOT	FIELD TERMINAL
1	2	I2U	T2-5 & 6
2	2	I2L	T2-7 & 8
3	2	I3U	T2-9 & 10
4	5	J1U	T3-1 & 2
5	6	J2U	T3-5 & 6
6	6	J2L	T3-7 & 8
7	6	J3U	T3-9 & 10
8	1	I1U	T2-1 & 2
9	4	I6U	T4-9 & 10
10	4	I6L	T4-11 & 12
11	8	J6U	T5-9 & 10
12	8	J6L	T5-11 & 12
PPB	2	I12U	T8-4 & COM 6
PPB	4	I12L	T8-5 & COM 6
PPB	6	I13U	T8-7 & COM 9
PPB	8	I13L	T8-8 & COM 9
EVA	2+5	J12U	T9-4 & COM 6
EVB	4	J13U	T9-7 & COM 9
EVC	1+6	J12L	T9-5 & COM 6
EVD	8	J13L	T9-8 & COM 9
FLASH	-	I14U	T8-10 & COM 12

ENGINEERING COMPANY'S ADDRESS, PHONE NUMBER AND LOGO (IF APPLICABLE)

NAME _____ R.C.E. NO. XXXXX EXP. XX-XX-XX DATE _____



PRIVATE CONTRACT
IMPROVEMENT PLANS FOR
PROJECT NAME
 STREET 'X' AT 'Y' INTERSECTION TRAFFIC SIGNAL
 CITY OF SAN DIEGO, CALIFORNIA
 DEVELOPMENT SERVICES DEPARTMENT
 SHEET 6 OF XX SHEETS
 W/O NO. XXXXXX
 P.T.S. NO. XXXXXX
 TM/TPM XX-XXXX
 FOR CITY ENGINEER _____ DATE _____
 DESCRIPTION BY APPROVED DATE FILMED
 ORIGINAL CO. INITIALS
 AS-BUILTS INITIALS
 CONTRACTOR _____ DATE STARTED _____
 INSPECTOR _____ DATE COMPLETED _____
 XXXX-XXXX NAD83 COORDINATES
 XXX-XXXX LAMBERT COORDINATES
 XXXX-6-D

THIS AREA IS TO BE RESERVED FOR CONSTRUCTION CHANGE INFORMATION