


GENERAL NOTES


- APPROVAL OF THESE PLANS BY THE CITY ENGINEER DOES NOT AUTHORIZE ANY WORK TO BE PERFORMED UNTIL A PERMIT HAS BEEN ISSUED.
- UPON ISSUANCE OF A PERMIT, NO WORK WILL BE PERMITTED ON WEEKENDS OR HOLIDAYS WITHOUT PERMISSION FROM THE ENGINEERING DEPARTMENT.
- THE APPROVAL OF THIS PLAN OR ISSUANCE OF A PERMIT BY THE CITY OF SAN DIEGO DOES NOT AUTHORIZE THE UTILITY COMPANY TO VIOLATE ANY FEDERAL, STATE OR CITY LAWS, ORDINANCES, REGULATIONS, OR POLICIES.
- THE CONTRACTOR SHALL BE RESPONSIBLE FOR SURVEY MONUMENTS AND/OR VERTICAL CONTROL BENCHMARKS WHICH ARE DISTURBED OR DESTROYED BY CONSTRUCTION. A LAND SURVEYOR MUST FIELD LOCATE, REFERENCE, AND/OR PRESERVE ALL HISTORICAL OR CONTROLLING MONUMENTS. IF DESTROYED, SUCH MONUMENTS SHALL BE REPLACED WITH APPROPRIATE MONUMENTS BY A LAND SURVEYOR. A CORNER RECORD OR RECORD OF SURVEY, AS APPROPRIATE, SHALL BE FILED AS REQUIRED BY THE PROFESSIONAL LAND SURVEYORS ACT, SECTION 8771 OF THE BUSINESS AND PROFESSIONS CODE OF THE STATE OF CALIFORNIA. IF ANY VERTICAL CONTROL IS TO BE DISTURBED OR DESTROYED, THE CITY OF SAN DIEGO FIELD SURVEY SECTION MUST BE NOTIFIED, IN WRITING, AT LEAST 3 DAYS PRIOR TO THE CONSTRUCTION. THE CONTRACTOR WILL BE RESPONSIBLE FOR THE COST OF REPLACING ANY VERTICAL CONTROL BENCHMARKS DESTROYED BY THE CONSTRUCTION.
- IMPORTANT NOTICE: SECTION 4216 OF THE GOVERNMENT CODE REQUIRES A DIG ALERT IDENTIFICATION NUMBER BE ISSUED BEFORE A "PERMIT TO EXCAVATE" WILL BE VALID. FOR YOUR DIG ALERT I.D. NUMBER, CALL UNDERGROUND SERVICE ALERT, TOLL FREE 1-800-422-4133, TWO DAYS BEFORE YOU DIG.
- CONTRACTOR SHALL BE RESPONSIBLE FOR THE POTHOLE AND LOCATING OF ALL EXISTING UTILITIES THAT CROSS THE PROPOSED TRENCH LINE WHILE MAINTAINING A 1" MINIMUM VERTICAL CLEARANCE.
- CONTRACTOR SHALL REPLACE OR REPAIR ALL TRAFFIC SIGNAL LOOPS, CONDUIT, AND LANE STRIPING DAMAGED DURING CONSTRUCTION.
- CONTRACTOR SHALL NOTIFY CITY OF SAN DIEGO FIELD DIVISION AT (858) 627-3200 A MINIMUM OF 48 HOURS PRIOR TO COMMENCING WORK.
- THIS PROJECT WILL BE INSPECTED BY ENGINEERING AND CAPITOL PROJECTS DEPARTMENT, FIELD ENGINEERING DIVISION.
- AS-BUILT DRAWINGS MUST BE SUBMITTED TO THE CITY RESIDENT ENGINEER PRIOR TO THE ACCEPTANCE OF THIS PROJECT.
- "PUBLIC IMPROVEMENT SUBJECT TO DESUETUDE OR DAMAGE." IF REPAIR OR REPLACEMENT OF SUCH PUBLIC IMPROVEMENTS IS REQUIRED, THE UTILITY COMPANY SHALL OBTAIN THE REQUIRED PERMITS FOR WORK IN THE PUBLIC RIGHT-OF-WAY, SATISFACTORY TO THE PERMIT ISSUING AUTHORITY.
- PRIOR TO ANY DISTURBANCE TO THE SITE, EXCLUDING UTILITY MARK-OUTS AND SURVEYING, THE CONTRACTOR SHALL MAKE ARRANGEMENTS FOR A PRE-CONSTRUCTION MEETING WITH THE CITY OF SAN DIEGO FIELD ENGINEERING DIVISION (858) 627-3200.
- MANHOLES OR PULL BOX COVERS SHALL BE LABELED "NAME OF COMPANY".
- CONTRACTOR SHALL IMPLEMENT AN EROSION CONTROL PROGRAM DURING THE PROJECT CONSTRUCTION ACTIVITIES. THE PROGRAM SHALL MEET THE APPLICABLE REQUIREMENTS OF THE STATE WATER RESOURCE CONTROL BOARD.
- THE CONTRACTOR SHALL HAVE EMERGENCY MATERIALS AND EQUIPMENT ON HAND FOR UNFORSEEN SITUATIONS, SUCH AS DAMAGE TO UNDERGROUND WATER, SEWER, AND STORM DRAIN FACILITIES WHEREBY FLOWS MAY GENERATE EROSION AND SEDIMENT POLLUTION.

IMPROVEMENT PLANS FOR:
PROJECT NAME



KEY MAP

1"=X'



VICINITY MAP

NO SCALE

OWNER/APPLICANT

OWNER/APPLICANT NAME
OWNER/APPLICANT COMPLETE ADDRESS
OWNER/APPLICANT PHONE NUMBER

REFERENCE DRAWINGS

REFERENCE DRAWING DESCRIPTION XXXX-D

SITE LOCATION

INCLUDE COMPLETE FRONTING ADDRESS, INTERSECTION, CROSS STREET, ETC.

SHEET INDEX

SHEET DESCRIPTION SHEET #

WORK TO BE DONE

THE IMPROVEMENTS CONSIST OF THE FOLLOWING WORK TO BE DONE ACCORDING TO THESE PLANS AND THE SPECIFICATIONS AND STANDARD DRAWINGS OF THE CITY OF SAN DIEGO.

STANDARD SPECIFICATIONS:

- STANDARD SPECIFICATIONS FOR PUBLIC WORKS CONSTRUCTION, 2009 EDITION (GREENBOOK), DOCUMENT NO. PITS0504091, FILED MAY 4, 2009, INCLUDING THE CITY OF SAN DIEGO SUPPLEMENT, DOCUMENT NO. PITS0504092, FILED MAY 4, 2009.
- 1999 STANDARD SPECIAL PROVISIONS FOR SIGNALS, LIGHTING AND ELECTRICAL SYSTEMS OF THE CITY OF SAN DIEGO, DOCUMENT NO. 769842, FILED OCTOBER 22, 1999.
- CALIFORNIA MANUAL ON UNIFORM TRAFFIC CONTROL DEVICES (FHWA'S MUTCD, 2003 EDITION, AS AMENDED FOR USE IN CALIFORNIA), DOCUMENT NO. AEC1231064, FILED DECEMBER 31, 2006.
- STATE OF CALIFORNIA, DEPARTMENT OF TRANSPORTATION, STANDARD SPECIFICATIONS, DOCUMENT NO. AEC0925062, FILED SEPTEMBER 25, 2006.

STANDARD DRAWINGS:

- CITY OF SAN DIEGO STANDARD DRAWINGS, INCLUDING ALL REGIONAL STANDARD DRAWINGS, DOCUMENT NO. AEC1231063, FILED DECEMBER 31, 2006.
- STATE OF CALIFORNIA, DEPARTMENT OF TRANSPORTATION, STANDARD PLANS, DOCUMENT NO. AEC0925061, FILED SEPTEMBER 25, 2006.

LEGEND

PROPOSED IMPROVEMENTS

IMPROVEMENT STANDARD DWGS. SYMBOL

EXISTING IMPROVEMENTS

IMPROVEMENT STANDARD DWGS. SYMBOL

STREET NAME	CLASSIFICATION	SPEED (MPH)	ADT (VEHICLES)	R/W (FT)

CHANGE	DATE	EFFECTED OR ADDED SHEET NUMBERS	APPROVAL NO.

DECLARATION OF RESPONSIBLE CHARGE

I HEREBY DECLARE THAT I AM THE ENGINEER OF WORK FOR THIS PROJECT, THAT I HAVE EXERCISED RESPONSIBLE CHARGE OVER THE DESIGN OF THE PROJECT AS DEFINED IN SECTION 6703 OF THE BUSINESS AND PROFESSIONS CODE, AND THAT THE DESIGN IS CONSISTENT WITH CURRENT STANDARDS.

I UNDERSTAND THAT THE CHECK OF PROJECT DRAWINGS AND SPECIFICATIONS BY THE CITY OF SAN DIEGO IS CONFINED TO A REVIEW ONLY AND DOES NOT RELIEVE ME, AS ENGINEER OF WORK, OF MY RESPONSIBILITIES FOR PROJECT DESIGN.

COMPANY NAME
COMPANY ADDRESS
COMPANY PHONE
COMPANY FAX
COMPANY EMAIL

NAME R.C.E. NO. XXXXX EXP. XX-XX-XX DATE

ENGINEERING PERMIT NO:

CONSTRUCTION SITE PRIORITY:

PRIVATE CONTRACT

IMPROVEMENT PLANS FOR:				PROJECT NO. _____	
PROJECT NAME					
CITY OF SAN DIEGO, CALIFORNIA DEVELOPMENT SERVICES DEPARTMENT SHEET 1 OF XXX SHEETS				I.O. NO. _____ PROJECT NO. _____	
FOR CITY ENGINEER		DATE			
DESCRIPTION	BY	APPROVED	DATE	FILMED	
ORIGINAL	XXX				
				XXXX-XXXX NAD83 COORDINATES	
				XXX-XXXX LAMBERT COORDINATES	
AS-BUILTS		DATE STARTED			
CONTRACTOR		DATE COMPLETED			
INSPECTOR				1 - D	

TRENCH DETAIL NOTES

- TRENCH MUST BE COVERED FOR A MINIMUM OF SEVEN DAYS WITH A SKID RESISTANT STEEL PLATE, TO THE SATISFACTION OF THE CITY OF SAN DIEGO INSPECTOR.
- PRIOR TO REMOVAL OF THE STEEL PLATE, THE CONCRETE SLURRY MUST REACH A MINIMUM STRENGTH THAT IS SATISFACTORY TO THE CITY OF SAN DIEGO INSPECTOR.
- CONTRACTOR SHALL PROVIDE AS-BUILT INFORMATION TO AN ACCURACY OF A TENTH OF AN INCH FROM THE NEAREST CURB, THE VERTICAL AND HORIZONTAL LOCATION OF THE FACILITIES. MEASUREMENTS SHALL BE TAKEN EVERY 100 FEET AS WELL AT POINTS WHERE THE FACILITY OR THE CURB LINE DEPARTS FROM BEING PARALLEL TO THE ROADWAY CENTERLINE.
- TRENCH EXCAVATIONS GREATER THAN FIVE (5') IN DEPTH SHALL BE ADEQUATELY SHORED PER OSHA CONSTRUCTION INDUSTRY STANDARDS.
- CONTRACTOR SHALL MAINTAIN A MINIMUM 10 FOOT HORIZONTAL EDGE TO EDGE SEPARATION BETWEEN ALL PROPOSED FIBER OPTIC CONDUITS AND ALL EXISTING PUBLIC SEWER MAINS AND SEWER LATERALS, AND A MINIMUM 5 FOOT HORIZONTAL EDGE TO EDGE SEPARATION BETWEEN ALL PROPOSED FIBER OPTIC CONDUITS AND ALL EXISTING PUBLIC WATER MAINS AND WATER SERVICES.
- CONTRACTOR TO PROVIDE A MINIMUM OF 12" SAND CUSHION ABOVE OR BELOW ALL WATER AND WASTEWATER MAINS AND SERVICE LATERALS AT ALL CROSSINGS.

EROSION AND SEDIMENT CONTROL NOTES

TEMPORARY EROSION/SEDIMENT CONTROL, PRIOR TO COMPLETION OF FINAL IMPROVEMENTS, SHALL BE PERFORMED BY THE CONTRACTOR OR QUALIFIED PERSON AS INDICATED BELOW.

- ALL REQUIREMENTS OF THE CITY OF SAN DIEGO "LAND DEVELOPMENT MANUAL, STORM WATER STANDARDS" MUST BE INCORPORATED INTO THE DESIGN AND CONSTRUCTION OF THE PROPOSED PUBLIC IMPROVEMENTS CONSISTENT WITH THE EROSION CONTROL PLAN AND/OR WATER POLLUTION CONTROL PLAN (WPCP), IF APPLICABLE.
- FOR STORM DRAIN INLETS, PROVIDE A GRAVEL BAG SILT BASIN IMMEDIATELY UPSTREAM OF INLET AS INDICATED ON DETAILS.
- THE CONTRACTOR OR QUALIFIED PERSON SHALL BE RESPONSIBLE FOR CLEANUP OF SILT AND MUD ON ADJACENT STREET(S) AND STORM DRAIN SYSTEM DUE TO CONSTRUCTION ACTIVITY.
- THE CONTRACTOR SHALL REMOVE SILT AND DEBRIS AFTER EACH MAJOR RAINFALL.
- EQUIPMENT AND WORKERS FOR EMERGENCY WORK SHALL BE MADE AVAILABLE AT ALL TIMES DURING THE RAINY SEASON.
- THE CONTRACTOR SHALL RESTORE ALL EROSION/SEDIMENT CONTROL DEVICES TO WORKING ORDER TO THE SATISFACTION OF THE CITY ENGINEER OR RESIDENT ENGINEER AFTER EACH RUN-OFF PRODUCING RAINFALL.
- THE CONTRACTOR SHALL INSTALL ADDITIONAL EROSION/SEDIMENT CONTROL MEASURES AS MAY BE REQUIRED BY THE RESIDENT ENGINEER DUE TO UNFORESEEN CIRCUMSTANCES, WHICH MAY ARISE.
- ALL EROSION/SEDIMENT CONTROL MEASURES PROVIDED PER THE APPROVED IMPROVEMENT PLAN SHALL BE INCORPORATED HEREON. ALL EROSION/SEDIMENT CONTROL FOR INTERIM CONDITIONS SHALL BE DONE TO THE SATISFACTION OF THE RESIDENT ENGINEER.
- ALL REMOVABLE PROTECTIVE DEVICES SHOWN SHALL BE IN PLACE AT THE END OF EACH WORKING DAY WHEN RAIN IS IMMINENT.
- THE CONTRACTOR SHALL ARRANGE FOR WEEKLY MEETINGS DURING OCTOBER 1ST TO APRIL 30TH FOR PROJECT TEAM (GENERAL CONTRACTOR, QUALIFIED PERSON, EROSION CONTROL SUBCONTRACTOR IF ANY, ENGINEER OF WORK, OWNER/DEVELOPER AND THE RESIDENT ENGINEER) TO EVALUATE THE ADEQUACY OF THE EROSION/SEDIMENT CONTROL MEASURES AND OTHER RELATED CONSTRUCTION ACTIVITIES.

STRIPING AND SIGNING GENERAL NOTES *

- INSTALLATION OF ALL STRIPING, SIGNS AND PAVEMENT MARKERS SHALL BE THE RESPONSIBILITY OF THE CONTRACTOR.
- ALL STRIPING AND SIGNING SHALL CONFORM TO THE MOST RECENTLY ADOPTED EDITION OF THE FOLLOWING MANUALS:
 - CITY OF SAN DIEGO STANDARD DRAWINGS, INCLUDING ALL REGIONAL STANDARD DRAWINGS, DOCUMENT NO. AEC1231063, FILED DECEMBER 31, 2006.
 - CALIFORNIA MANUAL ON UNIFORM TRAFFIC CONTROL DEVICES (FHWA'S MUTCD 2003 EDITION AS AMENDED FOR USE IN CALIFORNIA), DOCUMENT NO. AEC1231064, FILED DECEMBER 31, 2006.
 - STANDARD SPECIFICATIONS FOR PUBLIC WORKS CONSTRUCTION, 2009 EDITION (GREENBOOK), DOCUMENT NO. PITS0504091, FILED MAY 4, 2009, INCLUDING THE REGIONAL AND CITY OF SAN DIEGO SUPPLEMENT, DOCUMENT NO. PITS0504092, FILED MAY 4, 2009.
- ALL SIGNING AND STRIPING IS SUBJECT TO THE APPROVAL OF THE CITY ENGINEER PRIOR TO INSTALLATION AND/OR REMOVAL.
- THE CONTRACTOR SHALL REMOVE ALL CONFLICTING STRIPING, PAVEMENT MARKINGS AND LEGENDS BY SANDBLASTING AND/OR GRINDING WITH THE SEAL. ANY DEBRIS SHALL BE PROMPTLY REMOVED BY THE CONTRACTOR.
- SIGN POSTS SHALL BE INSTALLED WITH SQUARE PERFORATED STEEL TUBING WITH A BREAKAWAY BASE PER CITY OF SAN DIEGO STANDARDS DRAWING, M-45.
- ALL RAISED MEDIAN NOSES SHALL BE PAINTED YELLOW.
- ALL SIGNS SHOWN ON THE STRIPING AND SIGNING PLANS SHALL BE NEW SIGNS PROVIDED AND INSTALLED BY THE CONTRACTOR, EXCEPT FOR EXISTING SIGNS SPECIFICALLY INDICATED TO BE RELOCATED OR TO REMAIN.
- STRIPED CROSSWALKS SHALL HAVE AN INSIDE DIMENSION OF 10 FEET UNLESS INDICATED OTHERWISE.
- ALL LIMIT LINES/STOP LINES, CROSSWALK LINES, PAVEMENT LEGENDS, AND ARROWS (EXCEPT WITHIN BIKE LANES) SHALL BE THERMOPLASTIC.
- THE CONTRACTOR SHALL NOTIFY THE CITY TRAFFIC ENGINEER AT (858) 495-4741 A MINIMUM OF FIVE (5) WORKING DAYS PRIOR TO AND UPON COMPLETION OF STRIPING AND SIGNING.

* IF APPLICABLE

STREET LIGHT NOTES *

- CONTRACTOR INSTALLING THE STREET LIGHTING DISTRIBUTION SYSTEM SHALL NOTIFY THE CITY FIELD ENGINEER, AT (858) 627-3200, A MINIMUM OF THREE (3) DAYS PRIOR TO STARTING OF WORK FOR APPROVAL OF CONDUIT LOCATIONS AND REQUIREMENTS.
- CONTRACTOR SHALL VERIFY THAT ALL STREET LIGHTS ARE ACTIVATED AND SHALL NOTIFY THE CITY FIELD ENGINEER, AT (858) 627-3200, A MAXIMUM OF FOUR (4) WEEKS AFTER FINAL ELECTRICAL INSPECTION.
- NATIONAL ELECTRICAL CODE (NEC) WIRE COLOR CODING SHALL BE USED FOR ALL ELECTRICAL WORK.
- THE IMPROVEMENT PLANS SHOULD SHOW ALL OF THE EXISTING AND PROPOSED STREET LIGHTS, PULL BOXES AND SERVICE POINTS IN THE VICINITY OF THE PROJECT AREA.
- STREET LIGHT SCHEDULE (SAMPLE)

STREET LIGHT #	STREET NAME	LOCATION REFERENCE*	CORNER/ STREET SIDE	TYPE OF WORK/WATTAGE**	POLE TYPE
1	4TH ST.	@ WALNUT AVE.	NEC	(N) 150W HPS	15
2	WALNUT AVE.	S/O PINE ST., 260'	W/S	(N) 150W HPS	DB

*LOCATION REFERENCE FOR MID-BLOCK STREET LIGHTS: APPROXIMATE DISTANCE FROM CENTERLINE OF NEAREST CROSS STREET.
**TYPE OF WORK: NEW (N), UPGRADE (U), AND RELOCATE (R).

- STREET LIGHT SCHEDULE GUIDELINES:
 - STREET LIGHT LUMINAIRES SHALL BE HIGH PRESSURE SODIUM VAPOR (HPS) WITH TYPE III DISTRIBUTION AND FULL CUT-OFF CONTROL OUTSIDE OF THE 30-MILE RADIUS OF MT. PALOMAR OBSERVATORY. LOW PRESSURE SODIUM VAPOR (LPS) SHALL BE USED WITHIN THE 30-MILE RADIUS OF MT. PALOMAR OBSERVATORY (CITY COUNCIL POLICY 200-18, ADOPTED MAY 30, 1995; AMENDED FEBRUARY 26, 2002).
 - STREET LIGHT STANDARDS SHALL BE EITHER TYPE 15 STEEL, ANCHOR BASE CONCRETE (AB), OR DIRECT BURIAL CONCRETE (DB), AND SHALL CONFORM TO CURRENT CITY STANDARD DRAWING, SDE-101.
 - MID-BLOCK STREET LIGHTING SHALL BE SPACED IN ACCORDANCE WITH THE CITY OF SAN DIEGO STREET DESIGN MANUAL, STREET LIGHTING SECTION (LT), PG. 94 AND CITY COUNCIL POLICY 200-18 (ADOPTED MAY 30, 1995; AMENDED JANUARY 10, 2000).
 - SUPPLEMENTAL AND SPECIAL ORNAMENTAL STREET LIGHTING SHALL BE INCLUDED IN A SPECIAL STREET LIGHTING ASSESSMENT DISTRICT OR MAINTENANCE ASSESSMENT DISTRICT AND SHALL BE DESIGNATED WITH AN ASTERISK NEXT TO THE STREET LIGHT NUMBER. THE DEVELOPER/APPLICANT WILL BE ASSESSED THE COST OF THE STREET LIGHTS FOR THE PERIOD FROM THE DATES THE LIGHTS ARE ENERGIZED TO THE DATE THE ASSESSMENT DISTRICT IS FORMED. THE FEE MUST BE PAID PRIOR TO THE ENERGIZING OF THE STREET LIGHTS. THE DEVELOPER/APPLICANT SHALL CONTACT ANDY FIELD, PARK & RECREATION MAINTENANCE ASSESSMENT DISTRICT, AT (619) 533-6724 TO DETERMINE THE TOTAL FEE.
 - ALL PRIVATE STREET LIGHTS SHALL HAVE SEPARATE SERVICE POINT AND SHALL NOT BE CONNECTED TO THE CITY CIRCUITS.
 - ANY PRIVATE STREET LIGHTS SHOWN ON THESE PLANS ARE FOR INFORMATION ONLY. PROPOSED PRIVATE STREET LIGHTS SHALL BE PERMITTED AND INSPECTED UNDER A SEPARATE ELECTRICAL PERMIT.

STREET LIGHT NOTES (FOR CENTRE CITY AREA) *

- ALL STREET LIGHTS WITHIN THE CENTRE CITY AREA SHALL CONFORM TO CCDC (CENTRE CITY DEVELOPMENT CORPORATION) GUIDELINES AND STANDARDS AS STATED IN DRAFT CENTRE CITY STREETScape MANUAL DATED AUGUST 20, 2003.
- CONTRACTOR SHALL SUBMIT ALL STREET LIGHT SPECIFICATIONS TO CCDC FOR REVIEW AND APPROVAL PRIOR TO ORDERING OR INSTALLING NEW STREET LIGHTS IN THE PUBLIC RIGHT-OF-WAY. CONTACT ABBAS RASTANDEH, ASSOCIATE ENGINEER AT (619) 533-7113, RASTANDEH@CCDC.COM OR JOHN L. ANDERSON, RESIDENT ENGINEER, SENIOR PROJECT MANAGER AT (619) 533-7140 OR FAX (619) 236-9148.
- CONTRACTOR INSTALLING THE STREET LIGHTING DISTRIBUTION SYSTEM SHALL NOTIFY CITY FIELD ENGINEER AT (858) 627-3200, A MINIMUM OF THREE (3) DAYS PRIOR TO STARTING OF WORK FOR APPROVAL OF CONDUIT, POLE LOCATIONS AND FIELD REQUIREMENTS.
- CONTRACTOR SHALL VERIFY THAT ALL STREET LIGHTS ARE ACTIVATED AND NOTIFY CITY FIELD ENGINEER AT (858) 627-3200, A MAXIMUM OF FOUR (4) WEEKS AFTER FINAL ELECTRICAL INSPECTION.
- NATIONAL ELECTRIC CODE (NEC) WIRE COLOR CODING SHALL BE USED FOR ALL ELECTRICAL WORK.
- THE IMPROVEMENT PLANS SHOULD SHOW ALL OF THE EXISTING AND PROPOSED STREET LIGHTS, PULL BOXES AND SERVICE POINTS IN THE VICINITY OF THE PROJECT AREA.
- STREET LIGHT SCHEDULE (SAMPLE)

STREET LIGHT #	STREET NAME	LOCATION REFERENCE*	CORNER/ STREET SIDE	TYPE OF WORK/WATTAGE**	POLE TYPE
1	7TH AVE.	@ MARKET ST.	NEC	(N) 250W HPS	15
2	MARKET ST.	W/O 4TH AVE., 45'	N/S	(N) 250W HPS	C

*LOCATION REFERENCE FOR MID-BLOCK STREET LIGHTS: APPROXIMATE DISTANCE FROM CENTERLINE OF NEAREST CROSS STREET.
**TYPE OF WORK: NEW (N), UPGRADE (U), AND RELOCATE (R).
***A(GATEWAY), C (STANDARD), GASLAMP, 15 (STEEL), OR SPECIAL.

- CONTRACTOR SHALL REPAIR AND/OR REPAINT ALL EXISTING STREET LIGHTS TO "AS NEW" CONDITION AND TO THE SATISFACTION OF THE CITY ENGINEER. ALL EXISTING SHALL BE MODIFIED TO "FULL CUT OFF" AS REQUIRED PER CITY ORDINANCE. NEW WIRING AND CONDUIT SHALL BE REQUIRED TO A NEW SERVICE POINT, AS DIRECTED BY THE CITY FIELD ENGINEER.

COMPANY NAME
COMPANY ADDRESS
COMPANY PHONE
COMPANY FAX
COMPANY EMAIL

NAME R.C.E. NO. XXXXX EXP. XX-XX-XX DATE

ADD THE FOLLOWING TRAFFIC CONTROL NOTES TO D-SHEET TRAFFIC CONTROL PLANS IF STREETS ARE WITH ADT OF 5,000 AND OVER (THESE NOTES SHALL BE LOCATED ON THE FIRST PAGE OF THE TRAFFIC CONTROL PLAN)

TRAFFIC CONTROL NOTES *

- VALIDATION: THE TRAFFIC CONTROL PLAN IS NOT VALID UNTIL WORK DATES AND WORK HOURS ARE APPROVED. THE CONTRACTOR SHALL SUBMIT TWO (2) REDUCED COPIES OF TRAFFIC CONTROL PLANS (11"x17") TO THE TRAFFIC CONTROL PERMIT COUNTER, 3RD FLOOR DEVELOPMENT SERVICES CENTER, 1222 FIRST AVENUE, SAN DIEGO. THE CONTRACTOR SHALL OBTAIN A TRAFFIC CONTROL PERMIT A MINIMUM OF TWO (2) WORKING DAYS PRIOR TO STARTING WORK, AND A MINIMUM OF FIVE (5) DAYS IF WORK WILL AFFECT A BUS STOP OR AN EXISTING TRAFFIC SIGNAL, OR IF WORK WILL REQUIRE A ROAD OR ALLEY CLOSURE.
- CONTRACTOR SHALL NOTIFY THE CITY TRAFFIC ENGINEER AT (858) 495-4741 A MINIMUM OF FIVE (5) WORKING DAYS PRIOR TO ANY CONSTRUCTION WORK AFFECTING TRAFFIC SIGNALS.
- STANDARDS: THE TRAFFIC CONTROL PLAN SHALL CONFORM TO THE MOST RECENT ADOPTED EDITION OF EACH OF THE FOLLOWING MANUALS:
 - CITY OF SAN DIEGO STANDARD DRAWINGS, INCLUDING ALL REGIONAL STANDARD DRAWINGS, DOCUMENT NO. AEC1231063, FILED DECEMBER 31, 2006.
 - CALIFORNIA MANUAL ON UNIFORM TRAFFIC CONTROL DEVICES (FHWA'S MUTCD, 2003 EDITION, AS AMENDED FOR USE IN CALIFORNIA), DOCUMENT NO. AEC1231064, FILED DECEMBER 31, 2006.
 - STANDARD SPECIFICATIONS FOR PUBLIC WORKS CONSTRUCTION, 2009 EDITION (GREENBOOK), DOCUMENT NO. PITS0504091, FILED MAY 4, 2009, INCLUDING THE CITY OF SAN DIEGO SUPPLEMENT, DOCUMENT NO. PITS0504092, FILED MAY 4, 2009.
- NOTIFICATIONS: THE CONTRACTOR SHALL NOTIFY THE FOLLOWING AGENCIES A MINIMUM OF FIVE (5) WORKING DAYS PRIOR TO ANY EXCAVATION, CONSTRUCTION, OR TRAFFIC CONTROL AFFECTING THE AGENCIES LISTED BELOW:

FIRE DEPARTMENT DISPATCH	(STREET or ALLEY CLOSURE)	(858) 573-1300
POLICE DEPARTMENT DISPATCH	(STREET or ALLEY CLOSURE)	(619) 531-2000
ENVIRONMENTAL SERVICES	(REFUSE COLLECTION)	(858) 492-5060
STREET DIVISION	(TRAFFIC SIGNALS)	(619) 527-7500
METROPOLITAN TRANSIT SYSTEM (MTS)	(BUS STOPS)	(619) 238-0100 ext. 6451
METROPOLITAN TRANSIT SYSTEM (MTS)	(TAXI ZONES)	(619) 235-2644
METROPOLITAN TRANSIT SYSTEM (MTS)	(TROLLEY LINES)	(619) 595-4930
UNDERGROUND SERVICE ALERT	(ANY EXCAVATION)	(800) 422-4133

THE CONTRACTOR SHALL NOTIFY PROPERTY OWNERS AND TENANTS A MINIMUM OF FIVE (5) WORKING DAYS PRIOR TO CLOSURE OF DRIVEWAYS. THE CONTRACTOR SHALL POST SIGNS NOTIFYING THE PUBLIC A MINIMUM OF FIVE (5) WORKING DAYS PRIOR TO CLOSURE OF STREETS.

THE CONTRACTOR SHALL NOTIFY ENGINEERING FIELD DIVISION AT (858) 627-3200 AND ARRANGE FOR INSPECTION A MINIMUM OF FIVE (5) WORKING DAYS PRIOR TO STARTING ANY WORK INVOLVING NIGHTTIME OR WEEKEND HOURS.

- POSTING PARKING RESTRICTIONS: THE CONTRACTOR SHALL POST TOW-AWAY/NO PARKING SIGNS TWENTY-FOUR (24) HOURS IN ADVANCE OF PARKING REMOVAL. SIGNS SHALL INDICATE SPECIFIC DATES, DATES, AND TIMES OF RESTRICTIONS. PARKING METERS SHALL BE BAGGED WHERE APPLICABLE.
- EXCAVATIONS: EXCEPT WHEN OTHERWISE SHOWN ON THE PLANS, ALL TRENCHES SHALL BE BACKFILLED OR TRENCH-PLATED AT THE END OF EACH WORKDAY. AN ASPHALT RAMP SHALL BE PLACED AROUND EACH TRENCH PLATE TO PREVENT THE PLATE FROM BEING DISLODGED. CONTRACTOR SHALL MONITOR TRENCH PLATES DURING NON-WORKING HOURS TO ENSURE THAT THEY DO NOT BECOME DISLODGED. UPON COMPLETION OF EXCAVATION BACKFILL, THE CONTRACTOR SHALL PROVIDE A SATISFACTORY SURFACE FOR TRAFFIC. WHEN CONSTRUCTION OPERATIONS ARE NOT ACTIVELY IN PROGRESS, THE CONTRACTOR SHALL MAINTAIN ALL TRAVEL LANES, BIKE LANES, AND PEDESTRIAN WALKWAYS IN THE RIGHT-OF-WAY EXCEPT WHEN OTHERWISE SHOWN ON THE PLANS.
- COVERED PEDESTRIAN WALKWAY: THE CONTRACTOR SHALL CONTACT THE CITY RESIDENT ENGINEER AT (619) 627-3200 FOR INSPECTION OF ANY COVERED PEDESTRIAN WALKWAY DURING CONSTRUCTION OF SUCH WALKWAY.
- RESTORATION OF ROADWAY: THE CONTRACTOR SHALL REPAIR OR REPLACE ALL EXISTING IMPROVEMENTS WITHIN RIGHT-OF-WAY NOT DESIGNATED FOR PERMANENT REMOVAL (TRAFFIC SIGNS, STRIPING, PAVEMENT MARKERS, PAVEMENT MARKINGS, LEGENDS, CURB MARKINGS, LOOP DETECTORS, TRAFFIC SIGNAL EQUIPMENT, ETC.) WHICH ARE DAMAGED OR REMOVED AS A RESULT OF OPERATIONS. REPAIRS AND REPLACEMENTS SHALL BE AT LEAST EQUAL TO EXISTING IMPROVEMENT.
- CHANGE IN WORK: THE CITY ENGINEER RESERVES THE RIGHT TO OBSERVE THESE TRAFFIC CONTROL PLANS IN OPERATION AND TO MAKE ANY CHANGES AS FIELD CONDITIONS WARRANT. ANY CHANGES SHALL BE DOCUMENTED AND SUPERCEDE THESE PLANS.

ADD THE FOLLOWING TRAFFIC CONTROL NOTE IF STREETS HAVE AN ADT OF LESS THAN 5,000 (THESE NOTES SHALL BE LOCATED ON THE FIRST PAGE OF THE PLAN SET)

TRAFFIC CONTROL NOTE *

THE CONTRACTOR SHALL SUBMIT A TRAFFIC CONTROL PLAN (11"x17") FOR APPROVAL PRIOR TO STARTING WORK. THE PLAN SHOULD BE SUBMITTED TO THE TRAFFIC CONTROL PERMIT COUNTER, 3RD FLOOR, BOOTH 22, DEVELOPMENT SERVICES CENTER, 1222 FIRST AVENUE, SAN DIEGO, (619) 446-5150. CONTRACTOR SHALL OBTAIN A TRAFFIC CONTROL PERMIT A MINIMUM OF TWO (2) WORKING DAYS PRIOR TO STARTING WORK, AND A MINIMUM OF FIVE (5) DAYS IF WORK WILL AFFECT A BUS STOP OR AN EXISTING TRAFFIC SIGNAL, OR IF WORK WILL REQUIRE A ROAD OR ALLEY CLOSURE.


TRUCK HAUL NOTES *

THE CONTRACTOR SHALL SUBMIT A TRUCK HAUL ROUTE PLAN (11"x17") FOR APPROVAL PRIOR TO STARTING EXPORT OR IMPORT OF MATERIAL. THE PLAN SHOULD BE SUBMITTED TO THE TRAFFIC CONTROL PERMIT COUNTER, 3RD FLOOR, BOOTH 22, BUILDING, SAFETY & CONSTRUCTION DIVISION, DEVELOPMENT SERVICES CENTER, 1222 FIRST AVENUE, SAN DIEGO (619) 446-5150. CONTRACTOR SHALL OBTAIN A TRAFFIC CONTROL PERMIT A MINIMUM OF FIVE (5) WORKING DAYS PRIOR TO STARTING WORK.

PRIVATE CONTRACT

IMPROVEMENT PLANS FOR:				
PROJECT NAME				
BRIEF LEGAL DESCRIPTION, STATION LIMITS, OR STREET/CROSS SECTION DESCRIPTION				
CITY OF SAN DIEGO, CALIFORNIA DEVELOPMENT SERVICES DEPARTMENT SHEET 2 OF XXX SHEETS				I.O. NO. _____ PROJECT NO. _____
FOR CITY ENGINEER		DATE		
DESCRIPTION	BY	APPROVED	DATE	FILMED
ORIGINAL	XXX			
AS-BUILTS				
CONTRACTOR		DATE STARTED		
INSPECTOR		DATE COMPLETED		

2 - D



COMPANY NAME
 COMPANY ADDRESS
 COMPANY PHONE
 COMPANY FAX
 COMPANY EMAIL

NAME _____ R.C.E. NO. XXXXX _____ EXP. XX-XX-XX _____ DATE _____

PRIVATE CONTRACT

IMPROVEMENT PLANS FOR:

CITY OF SAN DIEGO, CALIFORNIA DEVELOPMENT SERVICES DEPARTMENT SHEET OF XXXX SHEETS				I.O. NO. _____ PROJECT NO. _____
FOR CITY ENGINEER _____ DATE _____				
DESCRIPTION	BY	APPROVED	DATE	FILMED
ORIGINAL	XXX			
AS-BUILTS				XXX-XXXX NAD83 COORDINATES
				XXX-XXXX LAMBERT COORDINATES
CONTRACTOR _____		DATE STARTED _____		
INSPECTOR _____		DATE COMPLETED _____		

-D