

Energy Saving Solutions

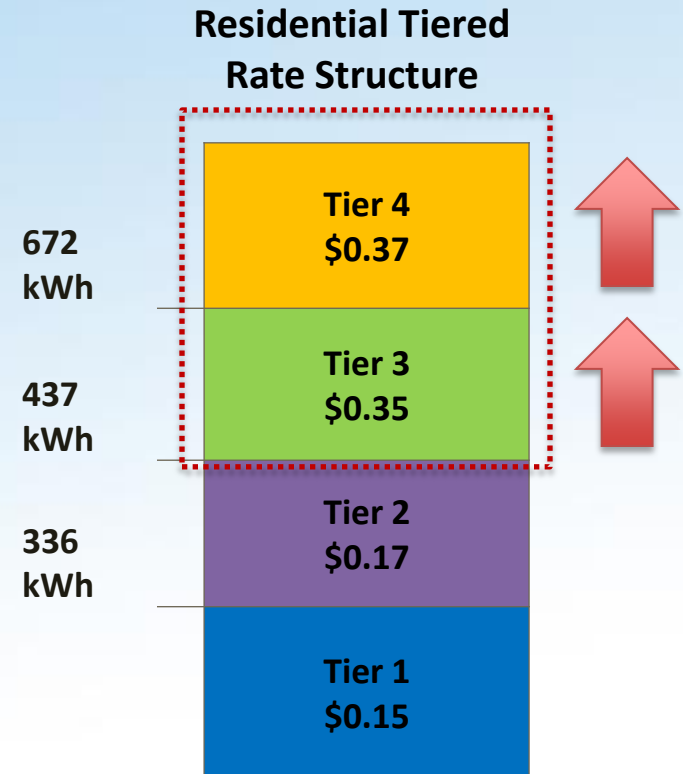
City of San Diego Sustainable Energy Advisory Board

August 12, 2014



Changing Times

- **Electric rates increased on 9-1-13**
 - Small Business customers and Tier 3-4 residential customers were impacted
- **Many reasons for bill increase**
 - Environmental costs
 - System upgrades
 - Regulatory proceedings (AB-327)
- **Moving forward—TOU Rates**
- **We want to connect customers to energy-saving solutions**



Based on Basic Summer Inland –
Electric Rates Only
Effective as of 01/01/14

Integrated Energy-Savings Solutions

Reduce Your Use Rewards

Pricing Plans

- Time of Use
- Electric Vehicle
- Solar



PRICING



Green Button
Download
My Data

TOOLS

Energy Management Enabling Technologies

Mobile Apps
Goals & Alerts

Consultation & Audits

Education & Training

Direct Support

Payment Options



You **Tube**



SERVICES

PROGRAMS



Rebates

Appliance Recycling

Customer Assistance

Home & Business Upgrades

Energy Insights & Rewards

Customer Assistance Solutions

1

CARE

Provides a discount of 20% on your energy bill



2

Medical Baseline

Provides an average of \$33 savings per month to households with a member who has a medical condition requiring extra energy use



3

Energy Savings Assistance Program

Provides free home improvements and appliance repair or replacement



YOU CAN HELP

Connect us to someone in your community who should know about these programs.

Conserve Power and Save Money

Last year, 10,661 customers exchanged their refrigerators through SDG&E's energy efficiency programs, receiving \$373,135 in rebates. How can SDG&E help you maximize energy efficiency and save money?

Refrigerator

Rebate: \$50



Annual Savings: \$149*
Appliance Recycling: \$35

Washing Machine

Rebate: \$50



Annual Savings: \$135**

Water Heater

Rebate: \$100

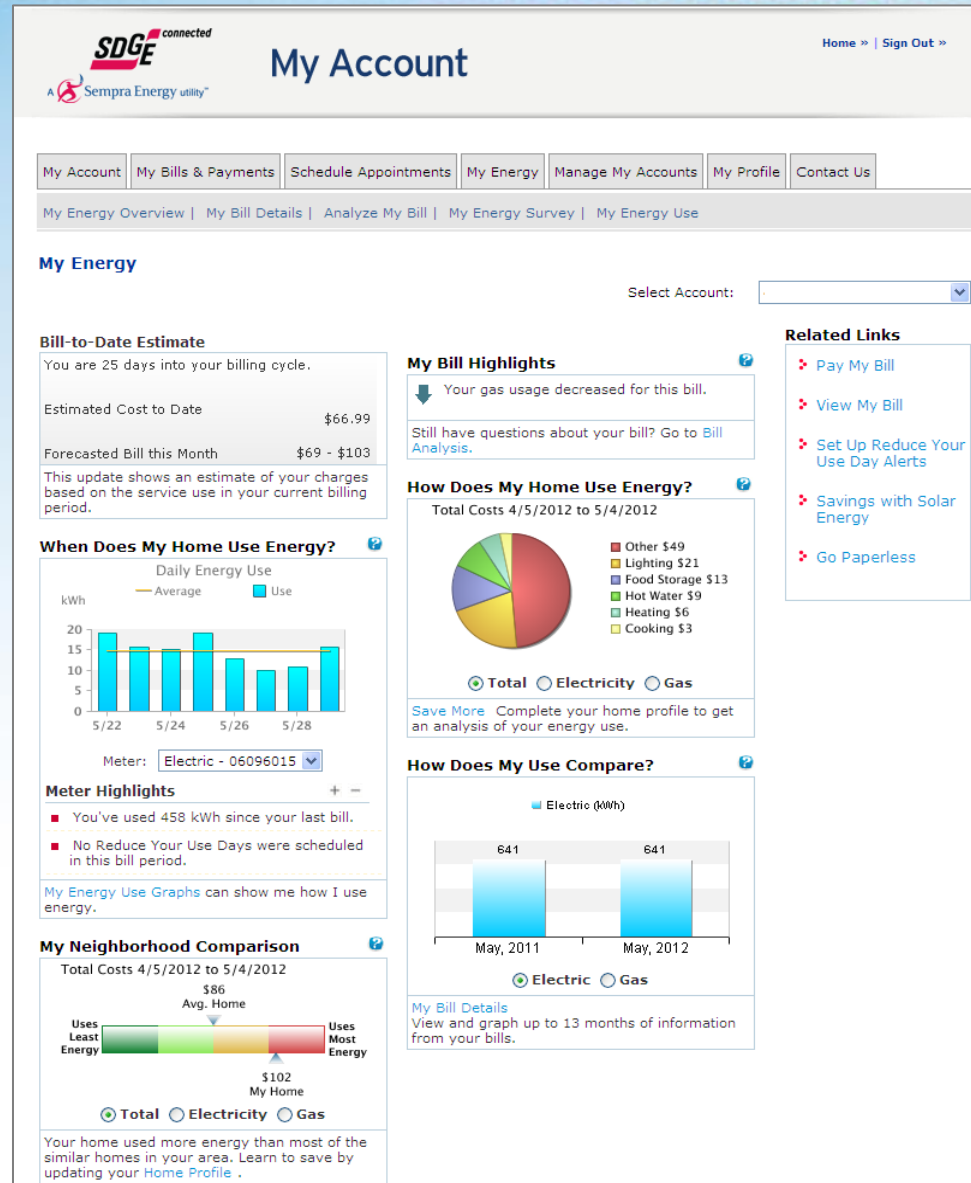


Annual Savings: \$290

*Based on replacing refrigerator from 1990
**Based on replacing washer more than 10 years old
Source: www.eplharp.gov

My Account

- Snapshot of your energy information
- Energy management
- Analytical tools
- Develop an energy plan



The screenshot shows the 'My Account' page for SDGE. At the top, there's a navigation bar with 'Home' and 'Sign Out' links. Below that is a menu with options like 'My Account', 'My Bills & Payments', 'Schedule Appointments', 'My Energy', 'Manage My Accounts', 'My Profile', and 'Contact Us'. A secondary menu includes 'My Energy Overview', 'My Bill Details', 'Analyze My Bill', 'My Energy Survey', and 'My Energy Use'. The main content area is titled 'My Energy' and includes a 'Select Account' dropdown. There are several informational panels: 'Bill-to-Date Estimate' showing a 25-day billing cycle with an estimated cost of \$66.99 and a forecasted bill of \$69-\$103; 'My Bill Highlights' indicating decreased gas usage; 'When Does My Home Use Energy?' with a bar chart of daily energy use (Average vs. Use) and a meter selection dropdown; 'My Neighborhood Comparison' showing a cost range from \$86 (Avg. Home) to \$102 (My Home); 'How Does My Home Use Energy?' with a pie chart of costs for various home uses; and 'How Does My Use Compare?' with a bar chart comparing electricity usage in May 2011 and May 2012. A 'Related Links' sidebar on the right offers options like 'Pay My Bill', 'View My Bill', 'Set Up Reduce Your Use Day Alerts', 'Savings with Solar Energy', and 'Go Paperless'.

My Account

Home » | Sign Out »

My Account | My Bills & Payments | Schedule Appointments | My Energy | Manage My Accounts | My Profile | Contact Us

My Energy Overview | My Bill Details | Analyze My Bill | My Energy Survey | My Energy Use

My Energy

Select Account:

Bill-to-Date Estimate

You are 25 days into your billing cycle.

Estimated Cost to Date: \$66.99

Forecasted Bill this Month: \$69 - \$103

This update shows an estimate of your charges based on the service use in your current billing period.

When Does My Home Use Energy?

Daily Energy Use

kWh

— Average — Use

Date	Average (kWh)	Use (kWh)
5/22	15	18
5/23	15	15
5/24	15	15
5/25	15	18
5/26	15	12
5/27	15	10
5/28	15	12

Meter:

My Bill Highlights

Your gas usage decreased for this bill.

Still have questions about your bill? Go to [Bill Analysis](#).

How Does My Home Use Energy?

Total Costs 4/5/2012 to 5/4/2012

Category	Cost
Other	\$49
Lighting	\$21
Food Storage	\$13
Hot Water	\$9
Heating	\$6
Cooking	\$3

Total Electricity Gas

[Save More](#) Complete your home profile to get an analysis of your energy use.

How Does My Use Compare?

Electric (MWh)

Month	Electric (MWh)
May, 2011	641
May, 2012	641

Electric Gas

[My Bill Details](#)
View and graph up to 13 months of information from your bills.

My Neighborhood Comparison

Total Costs 4/5/2012 to 5/4/2012

Category	Cost
Avg. Home	\$86
My Home	\$102

Total Electricity Gas

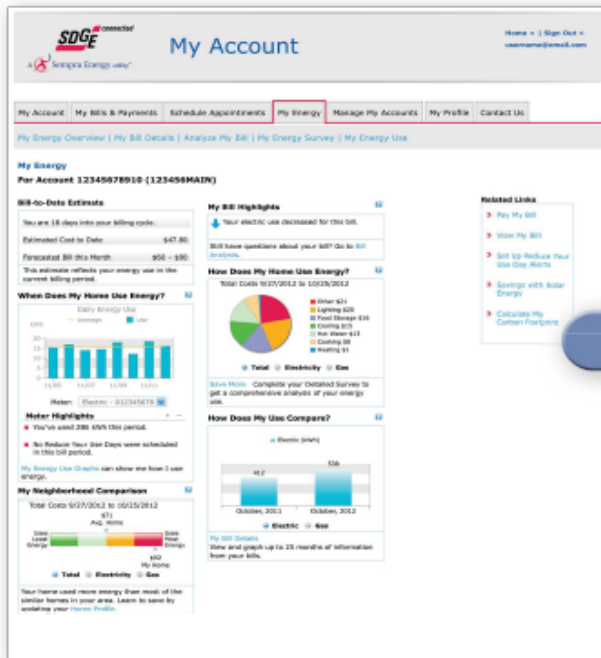
Your home used more energy than most of the similar homes in your area. Learn to save by updating your [Home Profile](#).

Related Links

- [Pay My Bill](#)
- [View My Bill](#)
- [Set Up Reduce Your Use Day Alerts](#)
- [Savings with Solar Energy](#)
- [Go Paperless](#)

Weekly Energy Use E-mail

Sign up for My Account and the Weekly Energy Use email to see how you are using energy in your home and where you fall by tier (price you are paying).



My Account

Home » | Sign Out »
username@email.com

My Account | My Bills & Payments | Schedule Appointments | **My Energy** | Manage My Accounts | My Profile | Contact Us

My Energy Overview | My Bill Details | Analyze My Bill | My Energy Survey | My Energy Use

My Energy
For Account 12345678910 (123456MAIN)

Bill-to-Date Estimates
You are 18 days into your billing cycle.
Estimated Cost to Date: \$47.80
Forecasted Bill this Month: \$50 - \$50
This estimate reflects your energy use in the current billing period.

When Does My Home Use Energy?
Daily Energy Use
100%
150%
200%
250%
300%
350%
400%
450%
500%
11/05 11/07 11/08 11/09


Meter Highlights
You've used 288 kWh this period.
No Reduce Your Rate Days were scheduled in this 105 period.
My Energy Use Outlook can show me how I use energy.

My Neighbored Comparison
Your Costs 10/27/2012 to 10/25/2012
\$11
Avg. kWh
Lowest Energy
Mid Range
Highest Energy

My Bill Highlights
Your electric use decreased for this bill.
Bill have questions about your bill? Go to Bill Analysis.
How Does My Home Use Energy?
Total Costs 10/27/2012 to 10/25/2012
Other \$12
Lighting \$28
Pool/Spa \$16
Cooling \$12
Hot Water \$11
Cooling \$8
Heating \$1

How Does My Use Compare?
Electric kWh
100%
200%
300%
400%
500%
600%
700%
800%
900%
1000%
1100%
1200%
1300%
1400%
1500%
1600%
1700%
1800%
1900%
2000%
October, 2012 | October, 2012

Related Links
Pay My Bill
View My Bill
Get Up Reduce Your Use Day Alerts
Savings with Solar Energy
Calculate My Carbon Footprint




If you're having trouble viewing the images in this email, please [click here](#). My Account and click on the My Energy tab for your energy use details.

Energy Use Summary
Week of 01/11/2013

Manage your energy costs by knowing how much you use. Log into My Account and click on the My Energy tab to view a full analysis of your energy use. Bill Number: 12345678910 (123456MAIN) Days 102 Billing Cycle: 28 Your Status in Billing Cycle: 30 Next Bill Date: 01/19/2013

Gas Use Summary
Meter Number: 12345678
Gas Use: 31 Therms since 01/02/2013


Electric Use Summary
Meter Number: 12345678
Electric Use: 540 kWh since 12/02/2012
Electric Use Tier: 3

Daily Electricity Use
100%
200%
300%
400%
500%
600%
700%
800%
900%
1000%
1100%
1200%
1300%
1400%
1500%
1600%
1700%
1800%
1900%
2000%
12/01 12/02 12/03 12/04 12/05 12/06 12/07 12/08 12/09 12/10 12/11


Electricity Cost
Your Usage 245 kWh
Average Cost per kWh
Tier 3 20¢
Tier 2 12¢
Tier 1 10¢
Tier 0 5¢
200 kWh
400 kWh
600 kWh
800 kWh
1000 kWh

Savings Tips
To save energy and money try these tips:
• Use compact fluorescent lights in place of incandescent lights
• Watch your thermostat settings, and turn off furnaces when you're not home
• Turn off computers when not in use

SDGE values your privacy. Check out our [Privacy Policy](#) and our [Energy Facts](#). Please do not reply to this email. For assistance, please email us at customersupport@sdge.com. If you'd like to opt-out of this email, [click here](#). Semptra's business address is 181 San Diego, San Diego, CA 92101 © 2012 San Diego Gas & Electric Company. All copyright and trademark rights reserved.



Manage your energy use & **SAVE \$\$\$**



PowerTools App



Download your energy usage data

Share with third parties for
evaluation and analysis



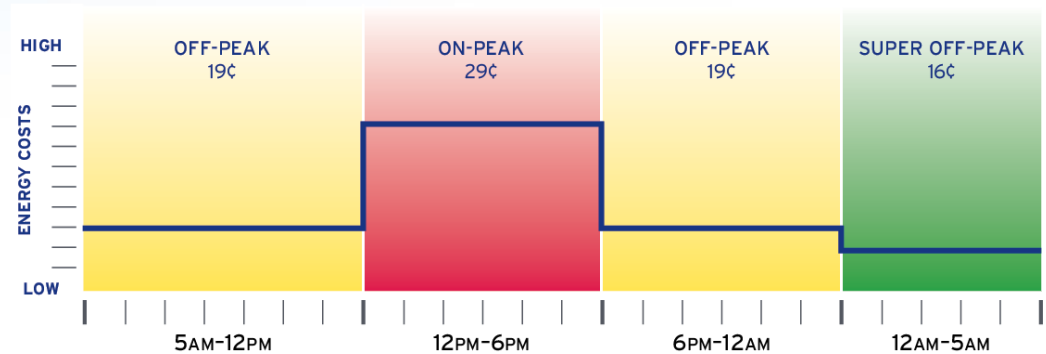
Green Button
Send
My Data

Electric Vehicles

- Rate options
- Reduce costs
- Up to \$7,500 in federal tax credits
- Up to \$2,500 in California rebates



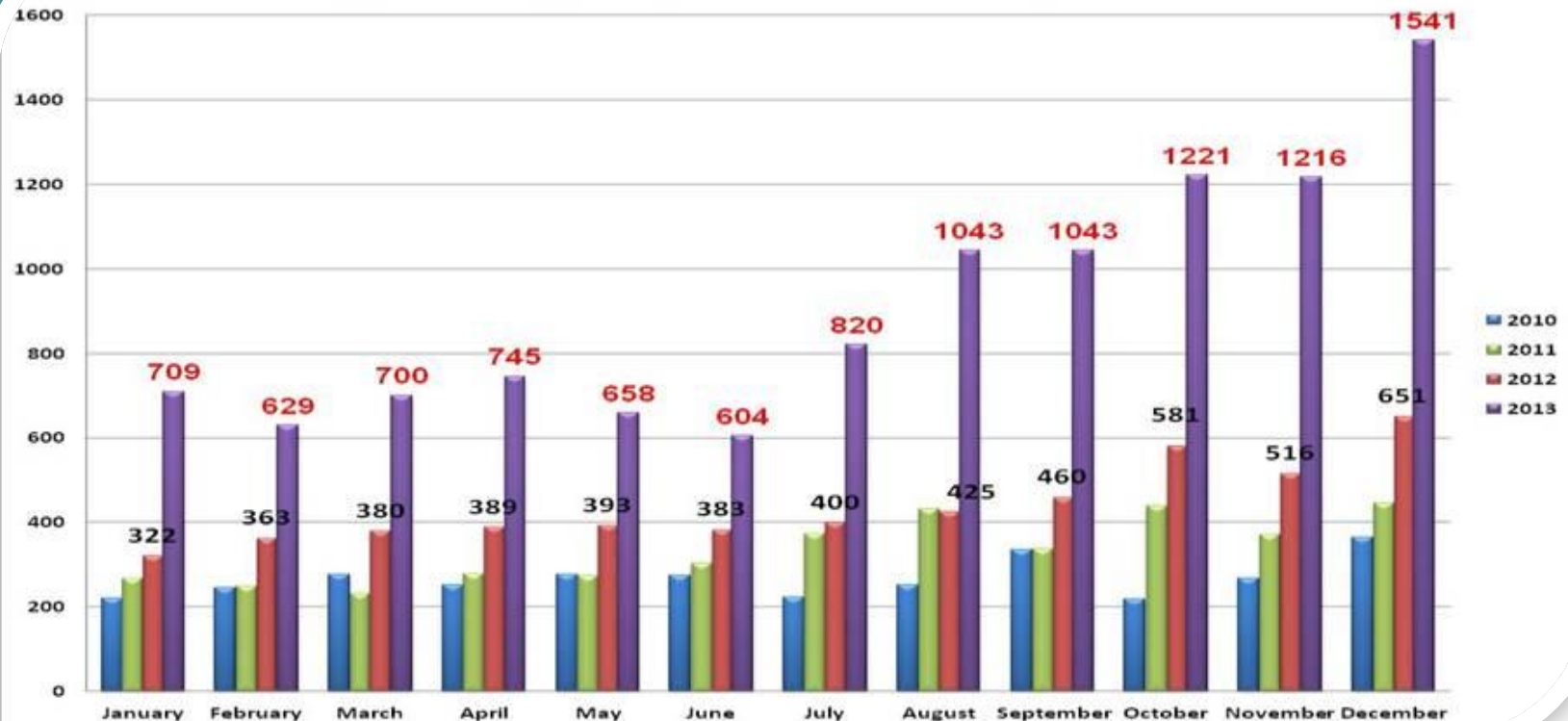
It matters when you charge your electric car.



Prices listed represent the summer EV-TOU-2 (whole house) rate as of Sept. 1, 2013, and are per kilowatt-hour. Find current rates at sdge.com/evrates.

Rooftop Solar Trend

Net Energy Metering (NEM) Installations Monthly Growth 2010-2013



- In 2013, SDG&E authorized 10,929 new solar rooftop owners
 - 67.5 megawatts
- Today, there are 31,916 solar rooftop owners
 - 226.1 megawatts

Financial Incentives

Energy Efficiency Programs

Designed to help customers perform everyday tasks, while using less energy



Demand Response Programs

Rewards customers for temporarily reducing or shifting electricity use during times of high demand



Direct Install

- Evaluate energy use
- Identify energy-saving opportunities
- Install energy-efficient equipment upgrades at no cost



Open to all SDG&E qualified small- and medium-size business customers with monthly electrical demand under 100 kilowatts (kW)

Rebates and Incentives

There are several product categories for which rebates and incentives apply:



- Eligibility should be verified prior to starting a project
- Please check with us to ensure your item will be eligible
- Contact us at businessenergysavings@sdge.com

On-Bill Financing

Why On-Bill Financing?

- **Interest-free** loan
- No up-front costs
- Energy and cost savings



Who is Eligible?

Customers on a qualifying commercial, industrial, or agricultural rate that participate in one of SDG&E's rebate, incentive or third party programs.

Must Have Good Standing with SDG&E	
Active account for at least two years, with at least 12 months consumption	No disconnect notices in the last 12 months
No returned payments within the last 12 months	No more than one payment agreement in the last 12 months
No broken payment agreements within the last 12 months	No deposit pending or an hand with Utility

Expert Help

- Energy Savings Center
- Small Business Team
- Energy Innovation Center
- Workshops & Training



Energy Efficiency a Top Priority for California

Energy Efficiency



Demand Response



Renewable & Clean Gen



Fossil Fuels



Demand Response, Today

Rates

CPP-D

Programs

Capacity Bidding

Base Interruptible

Peak Generation

Clean Generation

Demand Bidding

Reduce Your Use

Summer Saver

EA&S, TI

SCTD

PLS

Pilot Programs

New Construction
Demand Response
Pilot

Locational Demand
Response Pilot

Commercial & Industrial – Day Ahead

Program	Eligibility	Benefits	Challenges	
Capacity Bidding	20kW or Greater	<ul style="list-style-type: none"> • Aggregated Load • Capacity payment and Energy incentive • Flexibility to plan ahead • Several product options 	Nomination for entire load occurs two weeks in advance.	
Critical Peak Pricing	20kW or Greater Bundled only	<ul style="list-style-type: none"> • Lower rates compared to TOU • Capacity Reservation • Bill Protection 	<ul style="list-style-type: none"> • Higher rates during events 	
Demand Bidding	Navy Only	<ul style="list-style-type: none"> • Unique contract • No penalties • Flexibility • Aggregation allowed 	<ul style="list-style-type: none"> • Minimum 2MW bid required • No event limit 	

Commercial & Industrial – Day Of

Program	Eligibility	Benefits	Challenges	
Base Interruptible	Minimum committed load reduction	<ul style="list-style-type: none"> Contracted Consultant assists with load reduction plan Monthly capacity payment 	<ul style="list-style-type: none"> Emergency, short notification High penalty for non performance 	
Capacity Bidding	20kW or Greater	<ul style="list-style-type: none"> Aggregated Load Capacity payment and Energy incentive Flexibility to plan ahead Several product option 	Nomination for entire load occurs a month in advance.	
Demand Bidding	UCSD Only	<ul style="list-style-type: none"> Unique contract No penalties Flexibility Aggregation allowed 	<ul style="list-style-type: none"> Minimum 5MW bid required No event limit 30 minute notification 	
Summer Saver	Must be below 100kW	<ul style="list-style-type: none"> Cycling options Annual bill credit 	<ul style="list-style-type: none"> Customer inconvenience Long Term Contract 	

Residential – Day Ahead and Day Of

Program	Eligibility	Benefits	Challenges	
Reduce Your Use Rewards (Day Ahead)	Signed up for Alerts	<ul style="list-style-type: none"> No Penalties Earn higher credit for Enabling Technologies 	<ul style="list-style-type: none"> Not actively marketing Flex Alerts 	
Summer Saver (Day Of)	Customers w/HVAC	<ul style="list-style-type: none"> Cycling Options Annual Bill Credit 	<ul style="list-style-type: none"> Customer Inconvenience Long Term Contract 	

Contact



Business Energy Savings Solutions (Direct Install / Rebates / Incentives / On-Bill Financing)

businessenergysavings@sdge.com

Energy Savings Center
[1-800-644-6133](tel:1-800-644-6133)

Questions?



Lianna Rios & Chris Roman

Non-Residential Energy Efficiency & Demand Response Programs

LHRios@semprautilities.com

CRoman@semprautilities.com