

Water

Summary of Project Changes

Municipal Water

Water

CIP Number	Project Title	FY 2005 Amount	Total Project Cost	Description
73-261.4	Alvarado Water Treatment Plant - Earl Thomas Reservoir	\$ 5,541,301	\$ 34,558,048	<i>This revision provides for a net increase of \$1,364,936 in Water Replacement funding. This increase is due to excess appropriations in the continuing appropriation balance.</i>
73-261.3	Alvarado Water Treatment Plant - Upgrade and Expansion - Phase II	\$ 15,380,707	\$ 119,457,502	<i>This revision provides for a net increase of \$22,558,777 in Water Expansion and Replacement funding. This reflects a change in scope of future construction components of the project and revised cost estimates for prevailing wage impacts to the estimated construction costs. Changes to this cost estimate reflect changes to initial estimates.</i>
73-331.0	Annual Allocation - CIP Contingencies	\$ 4,296,598	\$ 4,296,598	This revision provides for a net decrease of \$128,005 in Water Expansion and Replacement funding based on a recalculation of pooled contingency requirements. This occurs on an annual basis to reflect scheduled construction activities. The total project cost for annual allocation projects is reflective of the Fiscal Year 2005 budget only. In addition, annual allocations do not show prior year appropriations in the budget.
73-310.0	Annual Allocation - Corrosion Control	\$ 269,000	\$ 269,000	The scheduling and total project cost of this project is consistent with the Water Financing Plan as approved by the City Council on April 30, 2002, per Council Resolution R-296437. The total project cost for annual allocations is reflective of the Fiscal Year 2005 budget only. In addition, annual allocations do not show prior year appropriations in the budget.
73-024.0	Annual Allocation - Freeway Relocation	\$ 300,000	\$ 300,000	The total project cost for annual allocation projects is reflective of the Fiscal Year 2005 budget only. In addition, annual allocations do not show prior year appropriations in the budget.

Summary of Project Changes

Water

Municipal Water

CIP Number	Project Title		FY 2005 Amount	Total Project Cost	Description
73-900.0	Annual Allocation - Pressure Reduction Facility Upgrades	\$	55,091	\$ 55,091	This revision provides for a net decrease of \$392,794 in Water Replacement funding. Due to a reprioritization of projects in the within this project, new projects have been added beginning in Fiscal Year 2011. The total project cost for annual allocation projects is reflective of the Fiscal Year 2005 budget only. In addition, annual allocations do not show prior year appropriations in the budget.
73-277.0	Annual Allocation - Standpipe and Reservoir Rehabilitations	\$	327,734	\$ 327,734	The total project cost for annual allocation projects is reflective of the Fiscal Year 2005 budget only. In addition, annual allocations do not show prior year appropriations in the budget.
73-230.0	Annual Allocation - Various Lakes and Docks	\$	676,021	\$ 676,021	This project is funded by State Grant funds, and the decrease of \$1,584,626 reflects rescheduling of project expenses to Fiscal Years 2004 through 2006 from Fiscal Year 2003. There is no net increase to the total cost of the project. The total project cost for annual allocation projects is reflective of the Fiscal Year 2005 budget only. In addition, annual allocations do not show prior year appropriations in the budget.
73-083.0	Annual Allocation - Water Main Replacements	\$	15,000,000	\$ 15,000,000	The total project cost for annual allocation projects is reflective of the Fiscal Year 2005 budget only. In addition, annual allocations do not show prior year appropriations in the budget.
75-925.0	Annual Allocation - Water Meter & Vault Replacements	\$	405,221	\$ 405,221	The total project cost for annual allocation projects is reflective of the Fiscal Year 2005 budget only. In addition, annual allocations do not show prior year appropriations in the budget.
73-263.0	Annual Allocation - Water Pump Station Rehabilitations	\$	68,022	\$ 68,022	The total project cost for annual allocation projects is reflective of the Fiscal Year 2005 budget only. In addition, annual allocations do not show prior year appropriations in the budget.
73-317.0	Barrett Reservoir Outlet Tower Upgrade	\$	-	\$ 4,732,575	This revision provides for a net increase of \$639,251 in Water Replacement funding. This reflects a revised cost estimate.

Summary of Project Changes

Municipal Water

Water

CIP Number	Project Title	FY 2005 Amount	Total Project Cost	Description
73-341.0	Black Mountain Road Pipeline	\$ 1,523,213	\$ 23,890,302	This revision provides for a decrease of \$708,403 in Fiscal Year 2004 Water Expansion funding, based on the actual cost of the final construction contract and availability of continuing appropriations from Fiscal Year 2003.
72-920.0	Black Mountain Water Treatment Plant	\$ 50,998	\$ 3,235,914	This revision reflects an increase of \$116,455 in Water Expansion funding. This reflects a change in the scope of the fencing on the site of the future treatment plant.
70-920.0	Bonita Pipeline - Phase II	\$ -	\$ 2,492,188	Construction is complete. Changes relate to Environmental Monitoring requirements that will be funded in Fiscal Year 2005.
73-347.0	CIP Program Management	\$ 4,785,015	\$ 79,983,621	This revision provides for a net increase of \$32,610,592 in Water Expansion and Replacement funding. This reflects anticipated program management costs through Fiscal Year 2015 for the Water Department's Capital Improvement Program budget that are in excess of \$1,000,000,000.
70-971.0	Del Mar Heights Pipeline Relocation	\$ 2,208,000	\$ 3,360,000	This new project provides for the relocation and upsizing of the existing Del Mar Heights Pipeline pipeline (36") in the ultimate right-of-way for Carmel Valley Road.
70-964.0	Del Mar Mesa 30-Inch Water Transmission Line	\$ 3,339,000	\$ 4,222,000	Project schedule and cost have been updated to reflect the most recent Del Mar Mesa Public Facilities Financing Plan.
73-319.0	El Capitan Reservoir - Road Improvements	\$ -	\$ 3,094,425	This revision provides for a net increase of \$17,896 in Water Replacement funding. This reflects a deferral of the project from Fiscal Year 2008 to Fiscal Year 2009 and changes to the project cost estimate.

Summary of Project Changes

Water

Municipal Water

CIP Number	Project Title	FY 2005 Amount	Total Project Cost	Description
75-932.0	Groundwater Asset Development Program	\$ 750,000	\$ 89,646,616	This revision provides for a net decrease of \$5,807,778 in Water Replacement funding, based on updated cost estimates and a revised schedule which accelerates expenditures into Fiscal Years 2005 and beyond in order to produce storage capacity at an earlier date. The scope and schedule of this project are still preliminary. Changes to project cost and schedule reflect changes to initial estimates.
73-343.0	Lower Otay Reservoir - Emergency Outlet Improvements	\$ -	\$ 3,796,704	This revision provides for a net increase of \$75,265 in Water Replacement funding. This reflects changes to the project cost estimate and acceleration of the construction activities from Fiscal Year 2009 to Fiscal Year 2008.
70-910.5	Miramar Pipeline Improvements - Phase III	\$ 1,200,000	\$ 18,232,780	This revision provides for a net increase of \$413,205 in Water Replacement funding and the deferral of construction from from Fiscal Year 2006 to Fiscal Year 2008 reflecting an amended The State of California Department of Health Services Compliance Order. Changes to this cost estimate reflect changes to initial estimates.
70-910.6	Miramar Pipeline Improvements - Phase IV	\$ 16,694	\$ 17,029,944	This revision provides for a net increase of \$437,809 in Water Replacement funding and acceleration of the design to Fiscal Year 2005. This project parallels CIP 70-910.5, Miramar Pipeline Improvements - Phase III. Changes to this cost estimate reflect changes to initial estimates.
73-284.0	Miramar Water Treatment Plant - Upgrade and Expansion	\$ 39,324,083	\$ 212,786,633	<i>This revision provides for a net increase of \$27,980,719 in Water Expansion and Replacement funding. This reflects final design estimates, a revised schedule, and the impacts of potential prevailing wage impacts. Changes to this cost estimate reflect changes to initial estimates.</i>
73-321.0	Morena Reservoir Outlet Tower Upgrade	\$ -	\$ 3,105,553	This revision provides for a net increase of \$38,247 in Water Replacement funding. This reflects changes to the project cost estimate.

Summary of Project Changes

Municipal Water

Water

CIP Number	Project Title	FY 2005 Amount	Total Project Cost	Description
70-963.0	North City Pipeline Improvements	\$ 14,807	\$ 55,628,617	This revision reflects an increase of \$1,344,873 in Water Replacement funding. This funding reflects a one year delay in construction, due to reprioritization and anticipated changes in project cost estimates.
73-286.0	Otay Second Pipeline Improvements	\$ 6,092,214	\$ 27,624,782	This revision provides for a net increase of \$545,042 in Water Replacement funding. This reflects changes to the initial cost estimates and project scope.
73-285.0	<i>Otay Water Treatment Plant - Upgrade and Expansion</i>	\$ 3,702,356	\$ 46,456,359	<i>This revision provides for a net increase of \$16,763,080 in Water Replacement funding. This reflects final design estimates, a revised schedule, significant changes in project scope, and the impacts of potential prevailing wage impacts.</i>
73-346.0	Parkland Pump Station	\$ -	\$ 2,842,518	This revision provides for a net increase of \$57,183 in Water Replacement funding. This reflects changes to the project cost estimate.
73-248.0	Pomerado Pipeline Number 2	\$ -	\$ 8,258,192	This revision provides for a net increase of \$209,217 in Water Replacement funding and reprioritization of the design to Fiscal Year 2010 and a revised cost estimate. Changes to this cost estimate reflect changes to initial estimates.
73-328.0	Rancho Bernardo Reservoir Rehabilitation	\$ 500,363	\$ 6,070,287	This revision provides for a net decrease of \$568,163 in Water Replacement funding. This reflects changes to the project cost estimate.
73-342.0	Rancho Penasquitos Pump Station	\$ 1,099,459	\$ 7,736,000	This revision provides for a net increase of \$127,576 in Water Replacement funding. This reflects changes in the project cost estimate and an acceleration of construction from Fiscal Year 2006 to Fiscal Year 2008.
73-291.0	Reservoir Water Quality Systems	\$ -	\$ 6,712,045	This revision provides for a net decrease of \$797,754 in Water Replacement funding. This project has been rescheduled and the reflects changes that are outside the current financing plan period in order to accomodate costs increases and reprioritization of the project. This reflects changes to the initial cost estimates and project scope.

Summary of Project Changes

Water

Municipal Water

CIP Number	Project Title	FY 2005 Amount	Total Project Cost	Description
73-314.0	San Diego 17 Flow Control Facility and Pump Station	\$ -	\$ 10,050,883	This revision provides for a net increase of \$238,697 in Water Expansion and Replacement funding. This reflects changes to the initial cost estimates, and a reprioritization of the project to start in Fiscal Year 2008 from Fiscal Year 2008.
73-301.0	Serra Mesa Pump Station	\$ -	\$ 5,862,857	This revision provides for a net increase of \$164,295 in Water Replacement funding. This reflects changes due to acceleration of the project from Fiscal Year 2012 to Fiscal Year 2011 and to the initial cost estimates.
73-249.0	South San Diego Pipeline Number 2	\$ 191,745	\$ 36,304,660	This revision provides for a net decrease of \$36,610 in Water Replacement funding and a revised cost estimate for the Environmental Monitoring requirements.
70-953.0	Torrey Pines Road/La Jolla Boulevard Water Main Replacement	\$ 4,013,782	\$ 16,335,516	This revision provides for a net increase of \$892,403 in Water Replacement funding and acceleration of the construction activities. Changes to this cost estimate reflect changes to initial estimates.
75-931.0	Water Department Security Upgrades	\$ -	\$ 19,442,057	This revision provides for a net decrease of \$1,459,000 in Water Expansion funding. This is due to changes in the project scope, revised cost estimates, and the security upgrade costs being included in individual CIP projects.
73-350.0	Water Flow Meter Installation	\$ 271,972	\$ 927,485	This revision provides for a net increase of \$305,301 in Water Replacement funding. This reflects changes to the project cost estimate, changes in the project scope, and a reprioritization of the project.

Municipal Water Subtotal \$ 111,403,396

Phased Funded Subtotal \$ (55,752,351)

Municipal Water Total \$ 55,651,045

Water

Reclaimed Water

CIP Number	Project Title	FY 2005 Amount	Total Project Cost	Description
------------	---------------	----------------	--------------------	-------------

Summary of Project Changes

Reclaimed Water

Water

CIP Number	Project Title	FY 2005 Amount	Total Project Cost	Description
70-942.0	Annual Allocation - CIP Contingencies - Reclaimed Water Distribution System/RWDS	\$ 372,463	\$ 372,463	This revision provides for a net increase of \$9,521 in Water Expansion funding based on a recalculation of reclaimed water contingency requirements, which occurs on an annual basis to reflect scheduled construction activities. The total project cost for annual allocation projects is reflective of the Fiscal Year 2005 budget only. In addition, annual allocations do not show prior year appropriations in the budget.
70-949.0	Annual Allocation - Reclaimed Water Extension	\$ 500,000	\$ 500,000	This revision provides for a net increase of \$500,000 in Water Expansion funding, due to a reprioritization of Reclaimed Water projects. The total project cost for annual allocation projects is reflective of the Fiscal Year 2005 budget only. In addition, annual allocations do not show prior year appropriations in the budget.
70-954.0	North City Reclamation System	\$ 6,521,470	\$ 93,968,751	This revision reflects an increase of \$15,199,444 in Water Replacement funding based on changes in project scopes and a reprioritization of Reclaimed Water projects. These changes reflect potential Proposition 50 grant funds in the future. Future scope and schedules within this project are still preliminary and are subject to revision as planning progresses. Current changes to project costs and schedule reflects changes to the initial estimates.
70-956.0	South Bay Reclamation System	\$ 65,539	\$ 7,426,806	This revision reflects a decrease of \$808,105 in Water Replacement funding based on changes in the project scope of the treatment plant to the International Boundary and Water Commission (IBWC) sewage treatment plant which allows the IBWC to use approximately 700,000 gallons per day of reclaimed water. Future year scope and schedules within this project are still preliminary and are subject to revision as planning progresses. Current changes to project costs and schedule reflects changes to the initial estimates.

Reclaimed Water Subtotal \$ 7,459,472

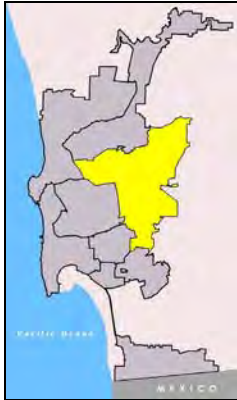
Subtotal for Water \$ 118,862,868
Phased Funded Subtotal \$ (55,752,351)
Total for Water \$ 63,110,517

** A project that is in italics indicates that the project contains phased funding. The department subtotal includes phase-funded amounts; the department total excludes phase-funded amounts.*

73-261.4 Alvarado Water Treatment Plant - Earl Thomas Reservoir

Council District: 7

Community Plan: Navajo



Description: This project provides for replacing a reservoir at Alvarado Water Treatment Plant.

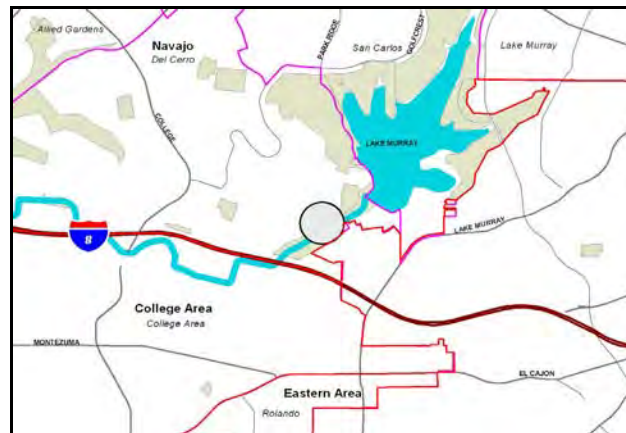
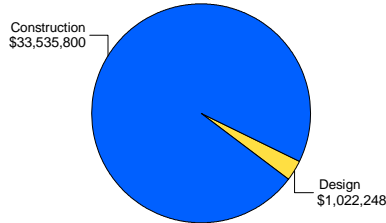
Justification: The existing reservoir has serious structural and seismic defects, which affect its long term reliability. The new reservoir will meet all current seismic requirements and will be well baffled, providing good circulation.

Operating Budget Effect: None.

Relationship to General and Community Plans: This project is consistent with the Mission Trails Regional Park Plan and the Navajo Community Plan, and it is in conformance with the City's Progress Guide and General Plan.

Scheduling: Design was completed in Fiscal Year 2001. Construction began in Fiscal Year 2004 and will be completed in Fiscal Year 2006.

**Expenditure by Work Code
Project Life**



Expenditures by Revenue Source							
Revenue Source/Tag	Exp/Enc	Con Appn	FY2005	FY2006	FY2007	FY2008	FY2009
UNAPPR			5,541,301				
WATER-R	26,473,865	2,277,075		265,807			
Total	26,473,865	2,277,075	5,541,301	265,807			
Work Codes	CD	C	C	C			
Revenue Source/Tag	FY2010	FY2011	FY2012	FY2013	FY2014	FY2015	Total
UNAPPR							5,541,301
WATER-R							29,016,747
Total							34,558,048
Work Codes							

Contact: Steve Larson

E-Mail: slarson@sandiego.gov

Phone: 619-533-7475

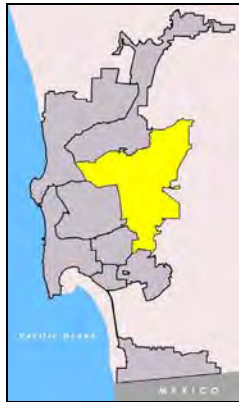
Water

Municipal Water

73-261.3 Alvarado Water Treatment Plant - Upgrade and Expansion - Phase II

Council District: 7

Community Plan: Mission Trails Regional Park, Navajo



Description: This project provides for Phase II of the expansion of the capacity of the Alvarado Treatment Plant and for upgrading the existing facilities. Phase II includes adding two sedimentation basins, rehabilitating the existing operations/administration building, rehabilitating the existing sedimentation basins, rehabilitating the existing filters, and adding a new wash water tank.

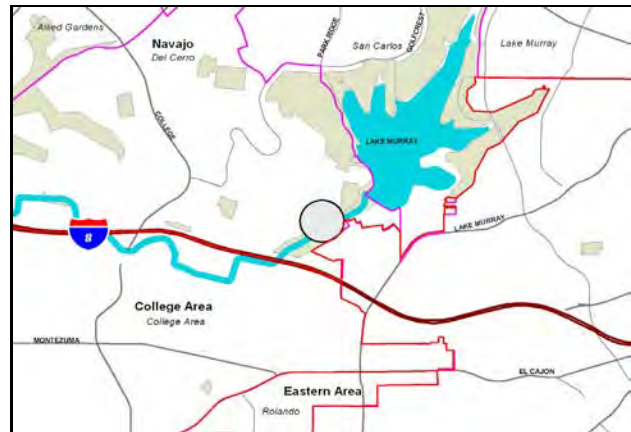
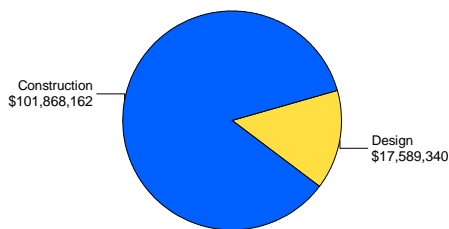
Justification: The Safe Drinking Water Act dictates the need to upgrade the existing treatment plant. Also, increasing demands on the plant necessitate its expansion. The rehabilitated plant will better utilize the raw water storage in the San Vicente and El Capitan Reservoirs.

Operating Budget Effect: None.

Relationship to General and Community Plans: This project is consistent with the Mission Trails Regional Park Plan and the Navajo Community Plan, and it is in conformance with the City's Progress Guide and General Plan.

Scheduling: Design began in Fiscal Year 1999 and was completed in Fiscal Year 2002. Construction began in Fiscal Year 2004 and is scheduled to be completed in Fiscal Year 2010.

Expenditure by Work Code Project Life



Expenditures by Revenue Source							
Revenue Source/Tag	Exp/Enc	Con Appn	FY2005	FY2006	FY2007	FY2008	FY2009
UNAPPR			10,800,000				
WATER-E	11,954,410	2,045,628	2,290,353	8,888,190	8,897,071	9,956,195	6,390,300
WATER-R	11,954,411	2,045,629	2,290,354	8,888,190	8,897,072	9,956,196	6,390,300
Total	23,908,821	4,091,257	15,380,707	17,776,380	17,794,143	19,912,391	12,780,600
Work Codes	CD	C	C	C	C	C	C
Revenue Source/Tag	FY2010	FY2011	FY2012	FY2013	FY2014	FY2015	Total
UNAPPR							10,800,000
WATER-E	3,906,601						54,328,748
WATER-R	3,906,602						54,328,754
Total	7,813,203						119,457,502
Work Codes	C						

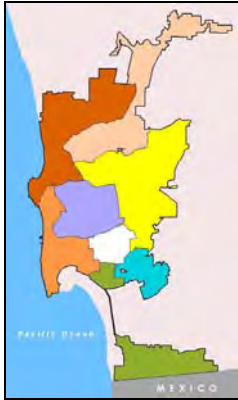
Contact: Steve Larson

E-Mail: slarson@sandiego.gov

Phone: 619-533-7475

**Water
Municipal Water
73-331.0 Annual Allocation - CIP Contingencies**

Council District: Citywide **Community Plan:** Citywide



Description: This annual allocation provides for Capital Improvements Program contingency needs.

Justification: To provide better Capital Improvements Program project budget control, project contingency needs (except annual allocation projects) will be met by this annual allocation.

Operating Budget Effect: None.

Relationship to General and Community Plans: This project is in conformance with the City's Progress Guide and General Plan.

Scheduling: Projects are scheduled on a priority basis.

**Expenditure by Work Code
Project Life**



Expenditures by Revenue Source							
Revenue Source/Tag	Exp/Enc	Con Appn	FY2005	FY2006	FY2007	FY2008	FY2009
WATER-E			1,288,979	1,236,594	1,084,879	1,176,215	1,109,935
WATER-R			3,007,619	2,885,387	2,531,383	2,744,503	2,589,849
Total			4,296,598	4,121,981	3,616,262	3,920,718	3,699,784
Work Codes							
Revenue Source/Tag	FY2010	FY2011	FY2012	FY2013	FY2014	FY2015	Total
WATER-E	1,133,502	1,065,789	1,199,440	926,295	933,706	930,000	1,288,979
WATER-R	2,644,837	2,486,841	2,798,694	2,161,356	2,178,646	2,170,001	3,007,619
Total	3,778,339	3,552,630	3,998,134	3,087,651	3,112,352	3,100,001	4,296,598
Work Codes							

Contact: Steve Larson

E-Mail: slarson@san Diego.gov

Phone: 619-533-7475

**Water
Municipal Water**

73-310.0 Annual Allocation - Corrosion Control

Council District: Citywide **Community Plan:** Citywide

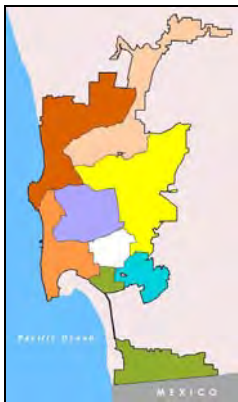
Description: This annual allocation provides for renovating or replacing deteriorating corrosion control and monitoring systems throughout the City.

Justification: Deteriorating corrosion control and monitoring systems are in need of rehabilitation. This annual allocation provides for an ongoing program to rehabilitate over 600 existing corrosion protection stations.

Operating Budget Effect: See the operating budget effect table.

Relationship to General and Community Plans: This project is in conformance with the City's Progress Guide and General Plan.

Scheduling: Projects are scheduled on a priority basis.



**Expenditure by Work Code
Project Life**



Expenditures by Revenue Source							
Revenue Source/Tag	Exp/Enc	Con Appn	FY2005	FY2006	FY2007	FY2008	FY2009
WATER-R			269,000			100,000	100,000
Total			269,000			100,000	100,000
Work Codes							
Revenue Source/Tag	FY2010	FY2011	FY2012	FY2013	FY2014	FY2015	Total
WATER-R	100,000	100,000	100,000	100,000	100,000	100,000	269,000
Total	100,000	100,000	100,000	100,000	100,000	100,000	269,000
Work Codes							

Operating Budget Effect				
Fiscal Year	Operating Costs	Maintenance Costs	Other Department	Total
2008				
Staffing		-	-	-
PE	\$ (20,000)	\$ -	\$ -	\$ (20,000)
NPE	\$ (30,000)	\$ -	\$ -	\$ (30,000)
Total Impact	\$ (50,000)	\$ -	\$ -	\$ (50,000)

Contact: Steven Larson

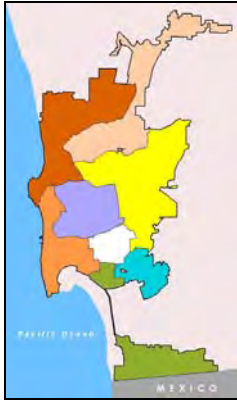
E-Mail: slarson@sandiego.gov

Phone: 619-533-7475

**Water
Municipal Water**

73-024.0 Annual Allocation - Freeway Relocation

Council District: Citywide **Community Plan:** Citywide



Description: This annual allocation provides for relocating water lines in conflict with the State Department of Transportation Highway Construction Program.

Justification: Relocation is necessitated by the State Department of Transportation Highway Construction Program. These projects are accomplished in conjunction with highway programs scheduled by the State Department of Transportation.

Operating Budget Effect: None.

Relationship to General and Community Plans: This project is in conformance with the City's Progress Guide and General Plan.

Scheduling: Projects are scheduled on a priority basis.

**Expenditure by Work Code
Project Life**



Expenditures by Revenue Source							
Revenue Source/Tag	Exp/Enc	Con Appn	FY2005	FY2006	FY2007	FY2008	FY2009
WATER-R			300,000	50,000	50,000	50,000	50,000
Total			300,000	50,000	50,000	50,000	50,000
Work Codes							
Revenue Source/Tag	FY2010	FY2011	FY2012	FY2013	FY2014	FY2015	Total
WATER-R	50,000	50,000	50,000	50,000	50,000	50,000	300,000
Total	50,000	50,000	50,000	50,000	50,000	50,000	300,000
Work Codes							

Contact: Steve Larson

E-Mail: slarson@sandiego.gov

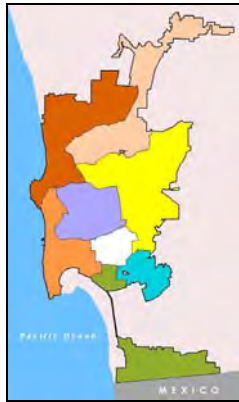
Phone: 619-533-7475

Water

Municipal Water

73-900.0 Annual Allocation - Pressure Reduction Facility Upgrades

Council District: Citywide **Community Plan:** Citywide



Description: This annual allocation provides for replacing existing pressure reducing stations, or expanding pressure capacities to meet present and future water demands.

Justification: Increasing demands for water throughout the City dictate the need to better control water pressure throughout the City's system. This annual allocation will fund continued replacement and expansion of these facilities.

Operating Budget Effect: The operating budget effect is estimated to be minimal.

Relationship to General and Community Plans: This project is in conformance with the City's Progress Guide and General Plan.

Scheduling: Projects are scheduled on a priority basis.

**Expenditure by Work Code
Project Life**



Expenditures by Revenue Source							
Revenue Source/Tag	Exp/Enc	Con Appn	FY2005	FY2006	FY2007	FY2008	FY2009
WATER-R			55,091				
Total			55,091				
Work Codes							
Revenue Source/Tag	FY2010	FY2011	FY2012	FY2013	FY2014	FY2015	Total
WATER-R		1,000,000	1,000,000	1,000,000	1,000,000	1,000,000	55,091
Total		1,000,000	1,000,000	1,000,000	1,000,000	1,000,000	55,091
Work Codes							

Contact: Steve Larson

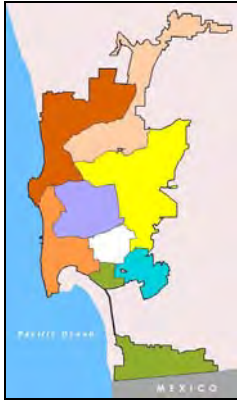
E-Mail: slarson@sandiego.gov

Phone: 619-533-7475

**Water
Municipal Water**

73-277.0 Annual Allocation - Standpipe and Reservoir Rehabilitations

Council District: Citywide **Community Plan:** Citywide



Description: This annual allocation provides for reconstructing standpipes and reservoirs to improve operations and extend their useful life.

Justification: Many existing standpipes and reservoirs in the system have deteriorated to a point where they must be reconstructed or replaced to meet current Occupational Safety and Health Act and Environmental Protection Agency safety and water quality standards.

Operating Budget Effect: The operating budget effect is estimated to be minimal.

Relationship to General and Community Plans: This project is in conformance with the City's Progress Guide and General Plan.

Scheduling: Projects are scheduled on a priority basis.

**Expenditure by Work Code
Project Life**



Expenditures by Revenue Source							
Revenue Source/Tag	Exp/Enc	Con Appn	FY2005	FY2006	FY2007	FY2008	FY2009
WATER-R			327,734	7,168		1,368,362	2,076,707
Total			327,734	7,168		1,368,362	2,076,707
Work Codes							
Revenue Source/Tag	FY2010	FY2011	FY2012	FY2013	FY2014	FY2015	Total
WATER-R	5,483,021	2,914,453	3,705,328	1,813,064	542,978	1,002,809	327,734
Total	5,483,021	2,914,453	3,705,328	1,813,064	542,978	1,002,809	327,734
Work Codes							

Contact: Steve Larson

E-Mail: slarson@sandiego.gov

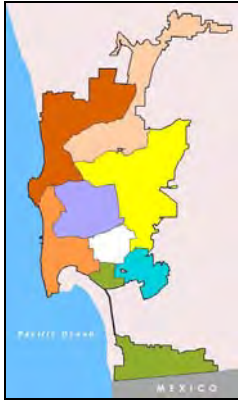
Phone: 619-533-7475

Water

Municipal Water

73-230.0 Annual Allocation - Various Lakes and Docks

Council District: Citywide **Community Plan:** Citywide



Description: This annual allocation is for the repair and improvement of recreation facilities at the various City owned lakes.

Justification: This annual allocation will fund work needed to restore deteriorated facilities that receive high usage and continuous exposure to weather. In addition, some facilities will be upgraded to enhance public access to reservoir recreation opportunities. This project will be funded by Department of Boating and Waterways grant funds.

Operating Budget Effect: The operating budget effect is estimated to be minimal.

Relationship to General and Community Plans: This project is in conformance with the City's Progress Guide and General Plan.

Scheduling: Projects are scheduled on a priority basis.

Expenditure by Work Code Project Life



Expenditures by Revenue Source							
Revenue Source/Tag	Exp/Enc	Con Appn	FY2005	FY2006	FY2007	FY2008	FY2009
OTHRW	E		676,021	104,072	7,053		
Total			676,021	104,072	7,053		
Work Codes							
Revenue Source/Tag			FY2010	FY2011	FY2012	FY2013	FY2014
OTHRW	E						
Total							676,021
Work Codes							

Contact: Steve Larson

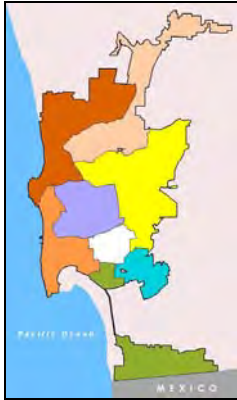
E-Mail: slarson@sandiego.gov

Phone: 619-533-7475

**Water
Municipal Water**

73-083.0 Annual Allocation - Water Main Replacements

Council District: Citywide **Community Plan:** Citywide



Description: This annual allocation provides for the replacement of water mains at various locations throughout the City.

Justification: Water mains are replaced because they are in a deteriorated condition or are undersized. The existing cast-iron system is either approaching or has exceeded its expected life of 40 years. Breaks are now occurring at the rate of over 200 annually.

Operating Budget Effect: None.

Relationship to General and Community Plans: This project is in conformance with the City's Progress Guide and General Plan.

Scheduling: Projects are scheduled on a priority basis.

**Expenditure by Work Code
Project Life**



Expenditures by Revenue Source							
Revenue Source/Tag	Exp/Enc	Con Appn	FY2005	FY2006	FY2007	FY2008	FY2009
WATER-E			750,000	500,000	500,000	500,000	500,000
WATER-R			14,250,000	9,500,000	9,500,000	9,500,000	9,500,000
Total			15,000,000	10,000,000	10,000,000	10,000,000	10,000,000
Work Codes							
Revenue Source/Tag	FY2010	FY2011	FY2012	FY2013	FY2014	FY2015	Total
WATER-E	500,000	500,000	500,000	500,000	500,000	500,000	750,000
WATER-R	9,500,000	9,500,000	9,500,000	9,500,000	9,500,000	9,500,000	14,250,000
Total	10,000,000	10,000,000	10,000,000	10,000,000	10,000,000	10,000,000	15,000,000
Work Codes							

Contact: Steve Larson

E-Mail: slarson@sandiego.gov

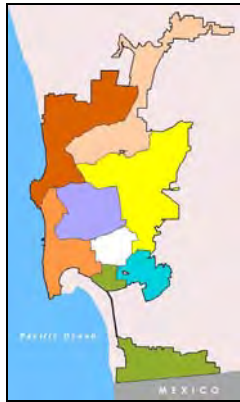
Phone: 619-533-7475

Water

Municipal Water

75-925.0 Annual Allocation - Water Meter & Vault Replacements

Council District: Citywide **Community Plan:** Citywide



Description: This annual allocation provides for replacing water service meters at various locations within the City.

Justification: Water service meters are replaced because they are in a deteriorated condition or are undersized.

Operating Budget Effect: None.

Relationship to General and Community Plans: This project is in conformance with the City's Progress Guide and General Plan.

Scheduling: Projects are scheduled on a priority basis.

**Expenditure by Work Code
Project Life**



Expenditures by Revenue Source							
Revenue Source/Tag	Exp/Enc	Con Appn	FY2005	FY2006	FY2007	FY2008	FY2009
WATER-R			405,221	58,957			
Total			405,221	58,957			
Work Codes							
Revenue Source/Tag	FY2010	FY2011	FY2012	FY2013	FY2014	FY2015	Total
WATER-R							405,221
Total							405,221
Work Codes							

Contact: Steve Larson

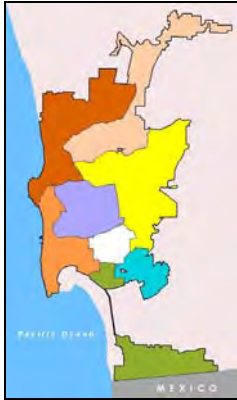
E-Mail: slarson@sandiego.gov

Phone: 619-533-7475

**Water
Municipal Water**

73-263.0 Annual Allocation - Water Pump Station Rehabilitations

Council District: Citywide **Community Plan:** Citywide



Description: This annual allocation provides for replacing deteriorated pumping equipment and appurtenances or expanding pumping capacities to meet present and future water demands.

Justification: Many existing water pump stations have reached or exceeded their anticipated service life or have exceeded their maximum pumping capacity. However, because of the widely varying actual lengths of service life, scheduling for pump station restoration is difficult.

Operating Budget Effect: See the operating budget effect table.

Relationship to General and Community Plans: This project is in conformance with the City's Progress Guide and General Plan.

Scheduling: Projects are scheduled on a priority basis.

**Expenditure by Work Code
Project Life**



Expenditures by Revenue Source							
Revenue Source/Tag	Exp/Enc	Con Appn	FY2005	FY2006	FY2007	FY2008	FY2009
UNAPPR							
WATER-R			68,022		500,000	500,000	680,186
Total			68,022		500,000	500,000	680,186
Work Codes							
Revenue Source/Tag	FY2010	FY2011	FY2012	FY2013	FY2014	FY2015	Total
UNAPPR							
WATER-R	707,057	1,189,117	1,987,630	2,916,046	1,615,830	551,855	68,022
Total	707,057	1,189,117	1,987,630	2,916,046	1,615,830	551,855	68,022
Work Codes							

Operating Budget Effect				
Fiscal Year	Operating Costs	Maintenance Costs	Other Department	Total
2007				
Staffing	-	-	-	-
PE	\$ (10,000)	\$ -	\$ -	\$ (10,000)
NPE	\$ (13,000)	\$ -	\$ -	\$ (13,000)
Total Impact	\$ (23,000)	\$ -	\$ -	\$ (23,000)

Contact: Steve Larson

E-Mail: slarson@sandiego.gov

Phone: 619-533-7475

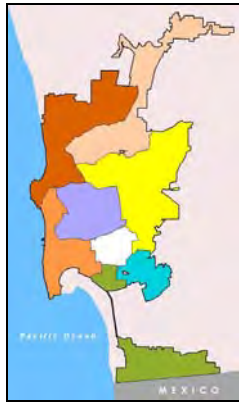
Water

Municipal Water

73-317.0 Barrett Reservoir Outlet Tower Upgrade

Council District: None

Community Plan: No Community Planning Area



Description: This project provides for upgrading the electrical system and replacing the outlet tower ladders, valves and platforms.

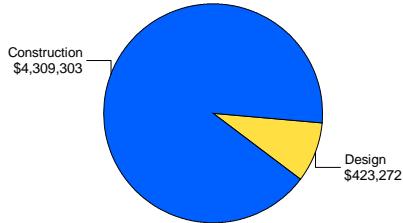
Justification: The aging outlet tower components are in need of replacement for safety and ease of operation. The electrical system needs to be upgraded to meet current standards, provide better control, and provide safety and better accessibility.

Operating Budget Effect: The operating budget effect is estimated to be minimal.

Relationship to General and Community Plans: This project is in conformance with the City's Progress Guide and General Plan.

Scheduling: Design began in Fiscal Year 2001 and was completed in Fiscal Year 2003. Construction is scheduled to begin in Fiscal Year 2007 and be completed in Fiscal Year 2010.

**Expenditure by Work Code
Project Life**



Expenditures by Revenue Source							
Revenue Source/Tag	Exp/Enc	Con Appn	FY2005	FY2006	FY2007	FY2008	FY2009
WATER-R	420,261	3,011			21,174	2,122,458	2,123,325
Total	420,261	3,011			21,174	2,122,458	2,123,325
Work Codes	D	D			C	C	C
Revenue Source/Tag	FY2010	FY2011	FY2012	FY2013	FY2014	FY2015	Total
WATER-R	42,346						4,732,575
Total	42,346						4,732,575
Work Codes	C						

Contact: Steve Larson

E-Mail: slarson@sandiego.gov

Phone: 619-533-7475

Water Municipal Water

73-341.0 Black Mountain Road Pipeline

Council District: 5

Community Plan: Rancho Bernardo



Description: This project provides for installing 24,000 linear feet of 36-inch diameter pipe along Miramar Road to parallel the existing 16-inch Miramar Road Pipeline, and for installing 2,200 linear feet of 36-inch diameter pipe along Scripps Lake Drive west of Interstate 15.

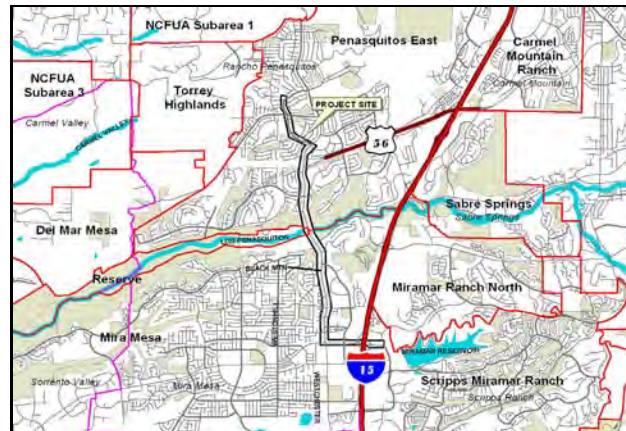
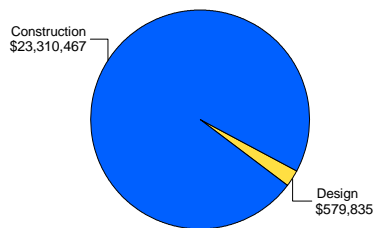
Justification: The new Black Mountain Road pipeline will increase water transmission capacity for the Miramar Water Treatment Plant to the northern part of the City, and provide needed system capacity to satisfy current and future demands.

Operating Budget Effect: The operating budget effect will be determined upon completion of design.

Relationship to General and Community Plans: This project is consistent with the Rancho Bernardo Community Plan, and it is in conformance with the City's Progress Guide and General Plan.

Scheduling: Design began in Fiscal Year 1999 and was completed in Fiscal Year 2001. Construction began in Fiscal Year 2002 and will be completed in Fiscal Year 2005.

**Expenditure by Work Code
Project Life**



Expenditures by Revenue Source							
Revenue Source/Tag	Exp/Enc	Con Appn	FY2005	FY2006	FY2007	FY2008	FY2009
WATER-E	22,283,752	83,337	1,523,213				
Total	22,283,752	83,337	1,523,213				
Work Codes	CD	C	C				
Revenue Source/Tag	FY2010	FY2011	FY2012	FY2013	FY2014	FY2015	Total
WATER-E							23,890,302
Total							23,890,302
Work Codes							

Contact: Steve Larson

E-Mail: slarson@sandiego.gov

Phone: 619-533-7475

Water
Municipal Water
72-920.0 Black Mountain Water Treatment Plant

Council District: 5 **Community Plan:** Rancho Bernardo



Description: This project provides for purchasing land for the possible future development of a water treatment plant to serve Rancho Bernardo, possible portions of Sabre Springs, and the Rancho Penasquitos communities. Portions of this area currently receive most of their potable water directly from San Diego County Water Authority (SDCWA) connections.

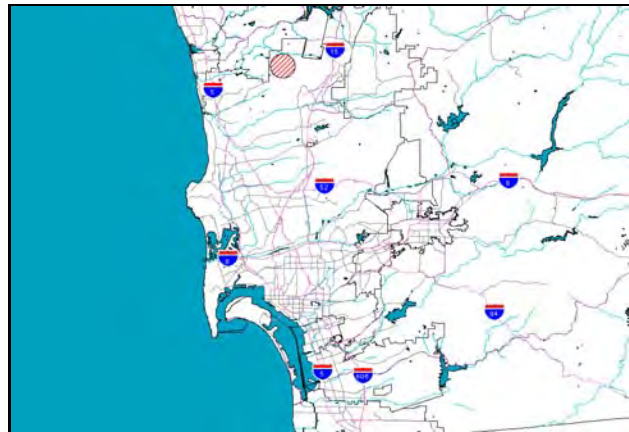
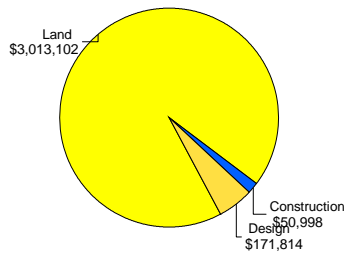
Justification: The Strategic Plan for Water Supply, adopted by the City Council in 1997, has a goal of reducing dependence on the SDCWA as a potable water purveyor. Purchasing this available land now will allow construction to proceed once engineering studies are completed and the project is approved by the City Council. This project is required to provide an adequate supply of potable water to the residents of the City of San Diego.

Operating Budget Effect: The impact on the operating budget will be determined when the project is more clearly defined.

Relationship to General and Community Plans: This project is consistent with the Rancho Bernardo Community Plan and the Strategic Plan for Water Supply, and is in conformance with the City's Progress Guide and General Plan.

Scheduling: Land acquisition began in Fiscal Year 2001 and was completed in Fiscal Year 2002. The property is scheduled to be fenced in Fiscal Year 2005 due to a change in scope.

**Expenditure by Work Code
Project Life**



Expenditures by Revenue Source							
Revenue Source/Tag	Exp/Enc	Con Appn	FY2005	FY2006	FY2007	FY2008	FY2009
WATER-E	3,076,033	108,883	50,998				
Total	3,076,033	108,883	50,998				
Work Codes	DL	D	C				
Revenue Source/Tag	FY2010	FY2011	FY2012	FY2013	FY2014	FY2015	Total
WATER-E							3,235,914
Total							3,235,914
Work Codes							

Contact: Steve Larson

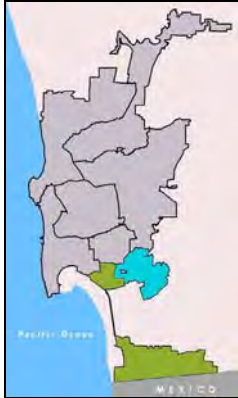
E-Mail: slarson@sandiego.gov

Phone: 619-533-7475

**Water
Municipal Water
70-920.0 Bonita Pipeline - Phase II**

Council District: 4, 8

Community Plan: Southeastern San Diego, Greater Golden Hill



Description: This project provides for replacing 2,500 linear feet of the Bonita Pipeline north of Imperial Avenue along 45th Street and on the north side of State Route 94.

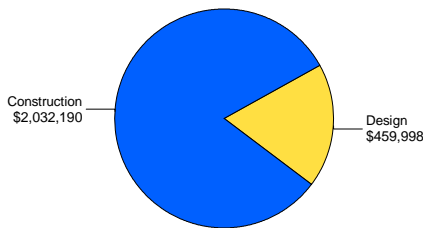
Justification: Corrosion and age have deteriorated the existing pipeline, which was originally installed in 1915. This necessitates its replacement or the installation of an alternate service to the area.

Operating Budget Effect: The operating budget effect is estimated to be minimal.

Relationship to General and Community Plans: This project is consistent with the Greater Golden Hill and Southeastern San Diego Community Plans, and it is in conformance with the City's Progress Guide and General Plan.

Scheduling: Design began in Fiscal Year 2000 and was completed in Fiscal Year 2002. Construction began in Fiscal Year 2003. Environmental monitoring will be done in Fiscal Year 2005.

**Expenditure by Work Code
Project Life**



Expenditures by Revenue Source							
Revenue Source/Tag	Exp/Enc	Con Appn	FY2005	FY2006	FY2007	FY2008	FY2009
WATER-R	2,492,188						
Total	2,492,188						
Work Codes	CD						
Revenue Source/Tag	FY2010	FY2011	FY2012	FY2013	FY2014	FY2015	Total
WATER-R							2,492,188
Total							2,492,188
Work Codes							

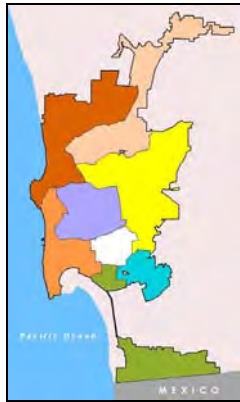
Contact: Steve Larson

E-Mail: slarson@sandiego.gov

Phone: 619-533-7475

Water
Municipal Water
73-347.0 CIP Program Management

Council District: Citywide **Community Plan:** Citywide



Description: This project provides for activities performed by consultants relating to the preparation and management of the Capital Improvements Program, value engineering, and program management. The project also provides for specialized studies and activities relating to financing, organization and management structure, scheduling, engineering, cost estimation, bond funding, and Capital Improvements Program impact on operations and maintenance.

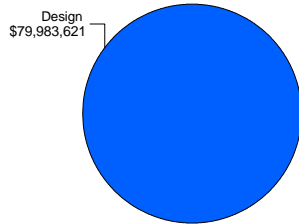
Justification: These activities are required to plan and implement the Water Department Capital Improvements Program, which is in excess of \$1,000,000,000, in conformance with the Strategic Plan for Water Supply.

Operating Budget Effect: The operating budget effect is estimated to be minimal.

Relationship to General and Community Plans: This project is in conformance with the City's Progress Guide and General Plan.

Scheduling: Program planning and design are scheduled through Fiscal Year 2015.

**Expenditure by Work Code
Project Life**



Expenditures by Revenue Source							
Revenue Source/Tag	Exp/Enc	Con Appn	FY2005	FY2006	FY2007	FY2008	FY2009
WATER-E	10,559,582		1,435,504	1,200,000	1,200,000	1,200,000	1,200,000
WATER-R	24,639,024		3,349,511	2,800,000	2,800,000	2,800,000	2,800,000
Total	35,198,606		4,785,015	4,000,000	4,000,000	4,000,000	4,000,000
Work Codes	D		D	D	D	D	D
Revenue Source/Tag	FY2010	FY2011	FY2012	FY2013	FY2014	FY2015	Total
WATER-E	1,200,000	1,200,000	1,200,000	1,200,000	1,200,000	1,200,000	23,995,086
WATER-R	2,800,000	2,800,000	2,800,000	2,800,000	2,800,000	2,800,000	55,988,535
Total	4,000,000	4,000,000	4,000,000	4,000,000	4,000,000	4,000,000	79,983,621
Work Codes	D	D	D	D	D	D	

Contact: Steve Larson

E-Mail: slarson@sandiego.gov

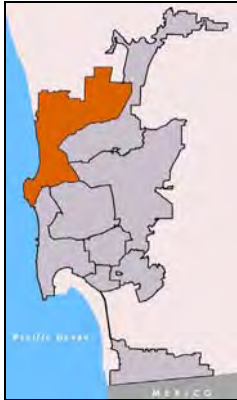
Phone: 619-533-7475

**Water
Municipal Water**

70-971.0 Del Mar Heights Pipeline Relocation

Council District: 1

Community Plan: Pacific Highlands Ranch



Description: The existing Del Mar Heights Pipeline will no longer follow the alignment of Carmel Valley Road once Carmel Valley Road is improved to four lanes. This project will provide for the relocation and upsizing of this pipeline (36") in the ultimate right-of-way for Carmel Valley Road.


Justification: Future maintenance of this facility is enhanced when it is in an accessible and convenient location such as a public street right-of-way. This project will relocate the pipeline so that it can be easily maintained, repaired, and serviced in the future.

Operating Budget Effect: None.

Relationship to General and Community Plans: This project is consistent with the City's Progress Guide and General Plan.

Scheduling: Construction is scheduled to be completed in Fiscal Year 2005.

**Expenditure by Work Code
Project Life**



Expenditures by Revenue Source								
Revenue Source/Tag	Exp/Enc	Con Appn	FY2005	FY2006	FY2007	FY2008	FY2009	
FBA 11			2,208,000	1,152,000				
	Total		2,208,000	1,152,000				
	Work Codes		C	C				
Revenue Source/Tag		FY2010	FY2011	FY2012	FY2013	FY2014	FY2015	Total
FBA 11								3,360,000
	Total							3,360,000
	Work Codes							

Contact: Chris Gascon

E-Mail: cgascon@sandiego.gov

Phone: (619) 533-7417

Water
Municipal Water
70-964.0 Del Mar Mesa 30-Inch Water Transmission Line

Council District: 1 **Community Plan:** Del Mar Mesa



Description: This project provides for the construction of approximately 11,200 linear feet of 30-inch diameter water transmission pipeline in Carmel Mountain Road and Camino Santa Fe within the Del Mar Mesa Community, to provide capacity for both Del Mar Mesa and Pacific Highlands Ranch.

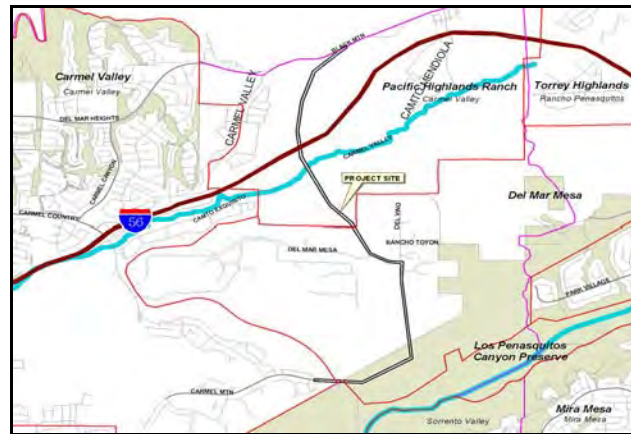
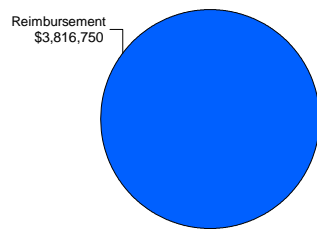
Justification: The pipeline is required to provide capacity in the water system to adequately supply the demand resulting from the build-out of the Del Mar Mesa and Pacific Highlands Ranch communities.

Operating Budget Effect: The operating budget effect is estimated to be minimal.

Relationship to General and Community Plans: This project is consistent with the Del Mar Mesa and Pacific Highlands Ranch Community Plans and is in conformance with the City's Progress Guide and General Plan.

Scheduling: Design and construction are scheduled to begin in Fiscal Year 2004 and continue through Fiscal Year 2005.

**Expenditure by Work Code
Project Life**



Expenditures by Revenue Source							
Revenue Source/Tag	Exp/Enc	Con Appn	FY2005	FY2006	FY2007	FY2008	FY2009
FBA 09		757,000					
FBA 11		126,000	3,339,000				
Total		883,000	3,339,000				
Work Codes		R	R				
Revenue Source/Tag	FY2010	FY2011	FY2012	FY2013	FY2014	FY2015	Total
FBA 09							757,000
FBA 11							3,465,000
Total							4,222,000
Work Codes							

Contact: John Tracanna

E-Mail: JTracanna@sandiego.gov

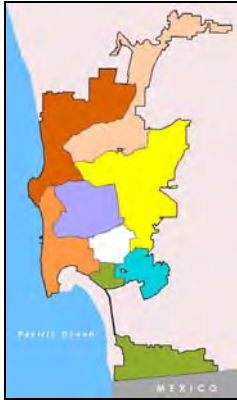
Phone: 619-533-3682

**Water
Municipal Water**

73-319.0 El Capitan Reservoir - Road Improvements

Council District: None

Community Plan: No Community Planning Area



Description: This project provides for widening the existing access road to El Capitan Reservoir.

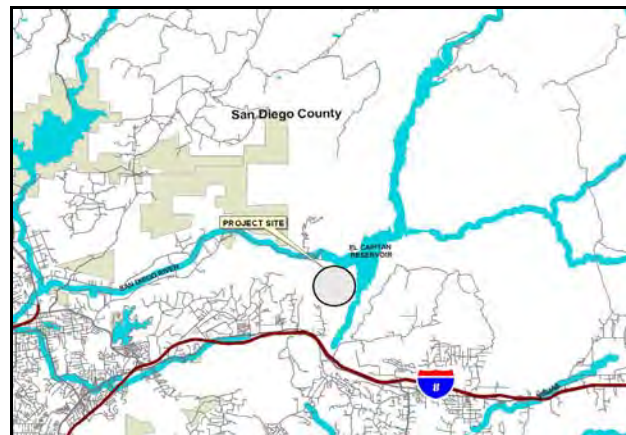
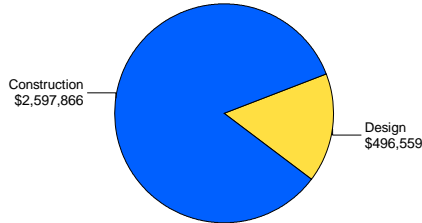
Justification: The existing access road is narrow and has become a safety concern. Widening the road will provide better accessibility to the reservoir, better accommodate the recreation activities, and assist maintenance efforts for the reservoir.

Operating Budget Effect: The operating budget effect is estimated to be minimal.

Relationship to General and Community Plans: This project is in conformance with the City's Progress Guide and General Plan.

Scheduling: Design began in Fiscal Year 2000 and was completed in Fiscal Year 2001. Construction will begin in Fiscal Year 2009 and is scheduled to be completed in Fiscal Year 2010.

**Expenditure by Work Code
Project Life**



Expenditures by Revenue Source							
Revenue Source/Tag	Exp/Enc	Con Appn	FY2005	FY2006	FY2007	FY2008	FY2009
WATER-R	516,165						2,417,110
Total	516,165						2,417,110
Work Codes	CD						C
Revenue Source/Tag	FY2010	FY2011	FY2012	FY2013	FY2014	FY2015	Total
WATER-R	161,150						3,094,425
Total	161,150						3,094,425
Work Codes	C						

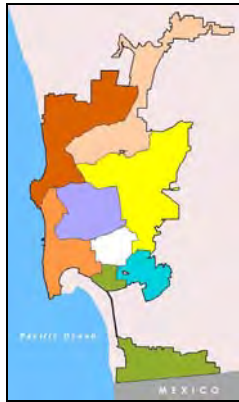
Contact: Steve Larson

E-Mail: slarson@sandiego.gov

Phone: 619-533-7475

Water
Municipal Water
75-932.0 Groundwater Asset Development Program

Council District: Citywide **Community Plan:** Citywide



Description: This project provides for investigative work related to legal, technical, regulatory, institutional and water quality issues in order to find the most effective ways to increase the local water supply.

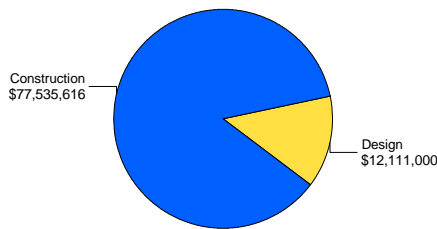
Justification: The City imports 90% of its water from the Colorado River and the State Water Project. The City has access to nine under-utilized groundwater assets that could be developed to supply new yield, seasonal storage or carryover storage.

Operating Budget Effect: The operating budget effect will be determined upon completion of design.

Relationship to General and Community Plans: This project is in conformance with the City's Progress Guide and General Plan.

Scheduling: Research, design, and development began in Fiscal Year 2001 and will continue through Fiscal Year 2005 and beyond. Exploration, design, and construction will be accomplished as specific projects are defined.

Expenditure by Work Code Project Life



Expenditures by Revenue Source							
Revenue Source/Tag	Exp/Enc	Con Appn	FY2005	FY2006	FY2007	FY2008	FY2009
WATER-R	4,799,950	411,050	750,000	1,750,000	1,800,000	5,500,000	7,100,000
Total	4,799,950	411,050	750,000	1,750,000	1,800,000	5,500,000	7,100,000
Work Codes	D	D	D	D	CD	CD	CD

Revenue Source/Tag	FY2010	FY2011	FY2012	FY2013	FY2014	FY2015	Total
WATER-R	8,000,000	5,000,000	9,884,200	11,620,625	15,193,014	17,837,777	89,646,616
Total	8,000,000	5,000,000	9,884,200	11,620,625	15,193,014	17,837,777	89,646,616
Work Codes	CD	C	C	C	C	C	

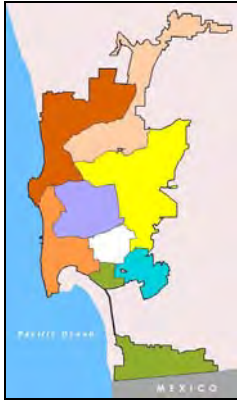
Contact: Steve Larson

E-Mail: slarson@sandiego.gov

Phone: 619-533-7475

73-343.0 Lower Otay Reservoir - Emergency Outlet Improvements

Council District: None **Community Plan:** No Community Planning Area



Description: This project provides for increased draw-down capability by installing dual 48-inch drain pipes through the existing auxiliary spillway bulkheads and intake screens on the upstream end. The length of each pipe will be 70 feet.

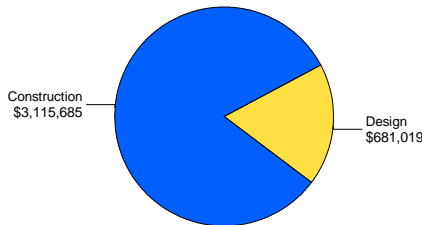
Justification: The State Department of Safety of Dams requires an emergency draw-down capability of 10% of reservoir capacity in ten days. Lower Otay Reservoir (backed up by Savage Dam) requires 56 days for 10% draw down. This presents a risk of dam failure.

Operating Budget Effect: The operating budget effect will be determined upon completion of design.

Relationship to General and Community Plans: This project is in conformance with the City's Progress Guide and General Plan.

Scheduling: Design began in Fiscal Year 2001 and will be completed in Fiscal Year 2006. Construction is scheduled to begin in Fiscal Year 2008 and be completed in Fiscal Year 2011.

**Expenditure by Work Code
Project Life**



Expenditures by Revenue Source							
Revenue Source/Tag	Exp/Enc	Con Appn	FY2005	FY2006	FY2007	FY2008	FY2009
WATER-R	480,876	200,143				65,787	868,081
Total	480,876	200,143				65,787	868,081
Work Codes	D	D				C	C
Revenue Source/Tag	FY2010	FY2011	FY2012	FY2013	FY2014	FY2015	Total
WATER-R	2,141,837	39,980					3,796,704
Total	2,141,837	39,980					3,796,704
Work Codes	C	C					

Contact: Steve Larson

E-Mail: slarson@sandiego.gov

Phone: 619-533-7475

Water
Municipal Water
70-910.5 Miramar Pipeline Improvements - Phase III

Council District: 5 **Community Plan:** Mira Mesa



Description: This project provides for replacing or rehabilitating 14,400 linear feet of existing 51-inch diameter pre-stressed concrete cylinder pipe on Mira Mesa Boulevard between Stadium Street and Westonhill Drive. A pipeline condition assessment will be performed prior to initiating design.

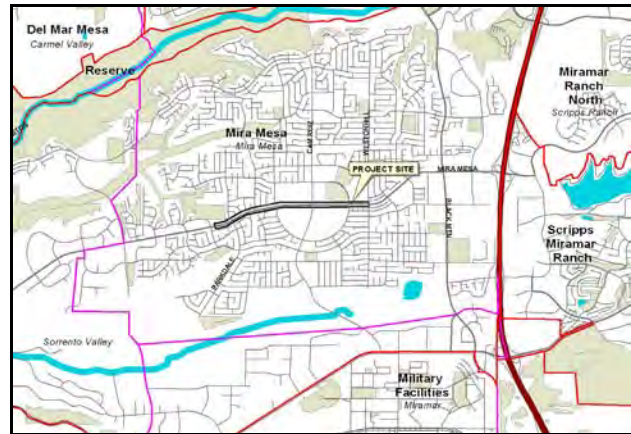
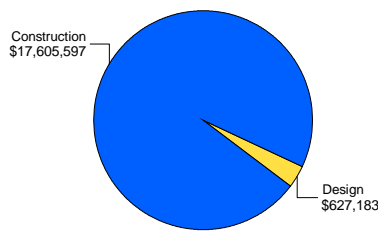
Justification: These improvements are necessary to prevent water pipe breaks, and to assure a continuous water supply to the Mira Mesa Community.

Operating Budget Effect: The operating budget effect will be determined upon completion of design.

Relationship to General and Community Plans: This project is consistent with the Mira Mesa Community Plan, and it is in conformance with the City's Progress Guide and General Plan.

Scheduling: Preliminary planning and design began in Fiscal Year 1994 and was completed in Fiscal Year 2001. Design began in Fiscal Year 2003 and is scheduled to be completed in Fiscal Year 2005 following construction of the Black Mountain Road Pipeline projects (CIP 70-945.0 and CIP 73-341.0). Construction is scheduled to begin in Fiscal Year 2008 and be completed in Fiscal Year 2013.

Expenditure by Work Code Project Life



Expenditures by Revenue Source							
Revenue Source/Tag	Exp/Enc	Con Appn	FY2005	FY2006	FY2007	FY2008	FY2009
WATER-R	32,760	194,423	1,200,000			98,899	1,259,201
Total	32,760	194,423	1,200,000			98,899	1,259,201
Work Codes	D	D	CD			C	C
Revenue Source/Tag	FY2010	FY2011	FY2012	FY2013	FY2014	FY2015	Total
WATER-R	973,773	9,469,315	4,933,463	70,946			18,232,780
Total	973,773	9,469,315	4,933,463	70,946			18,232,780
Work Codes	C	C	C	C			

Contact: Steve Larson

E-Mail: slarson@sandiego.gov

Phone: 619-533-7475

70-910.6 Miramar Pipeline Improvements - Phase IV

Council District: 5

Community Plan: Mira Mesa



Description: This project provides for replacing or rehabilitating 12,470 linear feet of existing 51-inch diameter prestressed concrete cylinder pipe along Mira Mesa Boulevard and Scripps Lake Drive. The decision to replace or rehabilitate will be made based on a condition assessment of the pipeline including a physical inspection. The revision is consistent with the Water Financing Plan as approved by the City Council on April 30, 2002, per Resolution R-296437.

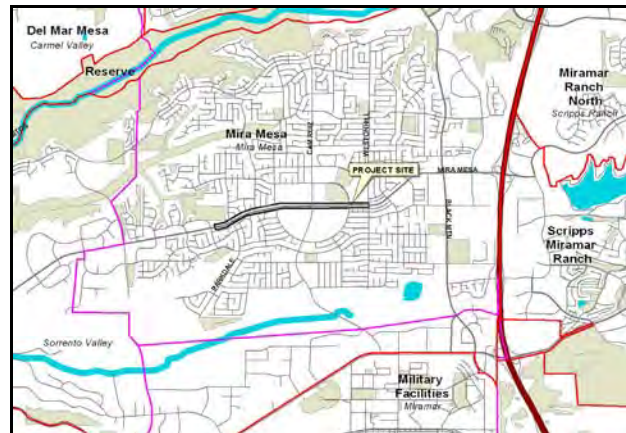
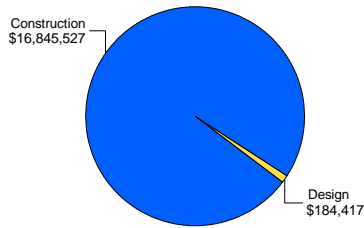
Justification: These improvements are necessary to prevent water pipe breaks and to assure a continuous water supply to the Mira Mesa Community.

Operating Budget Effect: The operating budget effect will be determined upon completion of design.

Relationship to General and Community Plans: This project is consistent with the Mira Mesa Community Plan, and it is in conformance with the City's Progress Guide and General Plan.

Scheduling: Preliminary design began in Fiscal Year 1994 and was completed in Fiscal Year 2001. Design is scheduled to be completed in Fiscal Year 2006, following construction of the Black Mountain Road Pipeline projects (CIP 70-945.0 and CIP 73-341.0). Construction is scheduled to begin in Fiscal Year 2008 and be completed in Fiscal Year 2013.

**Expenditure by Work Code
Project Life**



Expenditures by Revenue Source							
Revenue Source/Tag	Exp/Enc	Con Appn	FY2005	FY2006	FY2007	FY2008	FY2009
WATER-R		157,743	16,694	9,980		253,219	1,132,917
Total		157,743	16,694	9,980		253,219	1,132,917
Work Codes		D	D	D		C	C
Revenue Source/Tag	FY2010	FY2011	FY2012	FY2013	FY2014	FY2015	Total
WATER-R	991,990	9,484,552	4,931,516	51,333			17,029,944
Total	991,990	9,484,552	4,931,516	51,333			17,029,944
Work Codes	C	C	C	C			

Contact: Steve Larson

E-Mail: slarson@sandiego.gov

Phone: 619-533-7475

Water

Municipal Water

73-284.0 Miramar Water Treatment Plant - Upgrade and Expansion

Council District: 5

Community Plan: Scripps Miramar Ranch



Description: This project provides for expanding the capacity of the Miramar Water Treatment Plant and upgrading the existing facilities.

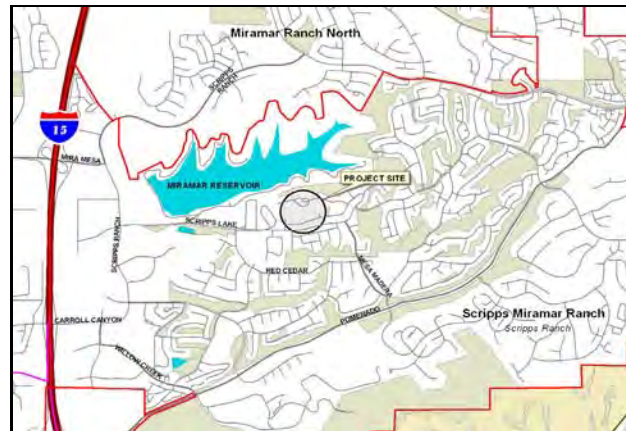
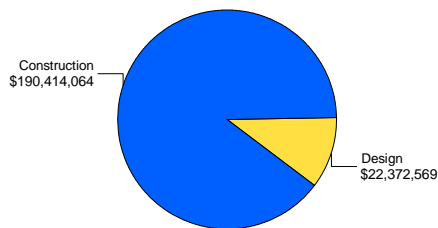
Justification: The Safe Drinking Water Act dictates the need to upgrade the existing treatment plant. Also, increasing demands on the plant by the rapidly growing North City area necessitate its expansion.

Operating Budget Effect: The operating budget effect will be determined upon completion of design.

Relationship to General and Community Plans: This project is consistent with the Scripps Miramar Ranch Community Plan, and it is in conformance with the City's Progress Guide and General Plan.

Scheduling: Design began in Fiscal Year 1997 and will be completed in Fiscal Year 2006. Construction began in Fiscal Year 2001 and is scheduled to be completed in Fiscal Year 2011.

**Expenditure by Work Code
Project Life**



Expenditures by Revenue Source							
Revenue Source/Tag	Exp/Enc	Con Appn	FY2005	FY2006	FY2007	FY2008	FY2009
UNAPPR			37,308,694				
WATER-E	22,211,477		685,232	10,672,094	7,962,787	9,415,598	7,520,181
WATER-R	43,116,397		1,330,157	20,716,419	15,457,176	18,277,337	14,597,997
Total	65,327,874		39,324,083	31,388,513	23,419,963	27,692,935	22,118,178
Work Codes	CD		C	C	C	C	C
Revenue Source/Tag	FY2010	FY2011	FY2012	FY2013	FY2014	FY2015	Total
UNAPPR							37,308,694
WATER-E	1,175,789	19,341					59,662,499
WATER-R	2,282,414	37,543					115,815,440
Total	3,458,203	56,884					212,786,633
Work Codes	C	C					

Contact: Steve Larson

E-Mail: slarson@sandiego.gov

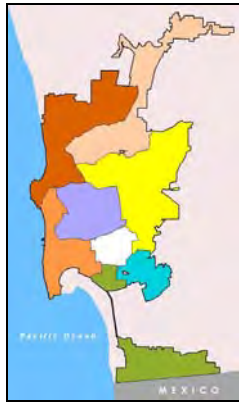
Phone: 619-533-7475

**Water
Municipal Water**

73-321.0 Morena Reservoir Outlet Tower Upgrade

Council District: None

Community Plan: No Community Planning Area



Description: This project provides for upgrading the electrical system and replacing the outlet tower pipes, valves, and platforms. It also provides for rehabilitating a grotto that has formed and extends under the dam.

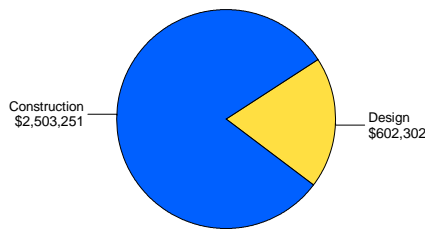
Justification: The aging outlet tower components are in need of replacement for safety and ease of operation. Furthermore, the electrical system needs to be upgraded to meet current standards, provide better control, and provide safety and better accessibility. Grotto rehabilitation is required for dam safety.

Operating Budget Effect: The operating budget effect is estimated to be minimal.

Relationship to General and Community Plans: This project is in conformance with the City's Progress Guide and General Plan.

Scheduling: Design began in Fiscal Year 2001 and was completed in Fiscal Year 2003. Construction is scheduled to begin in Fiscal Year 2007 and be completed in Fiscal Year 2010.

**Expenditure by Work Code
Project Life**



Expenditures by Revenue Source							
Revenue Source/Tag	Exp/Enc	Con Appn	FY2005	FY2006	FY2007	FY2008	FY2009
WATER-R	460,324	141,978			14,067	1,405,267	1,055,785
Total	460,324	141,978			14,067	1,405,267	1,055,785
Work Codes	D	D			C	C	C
Revenue Source/Tag	FY2010	FY2011	FY2012	FY2013	FY2014	FY2015	Total
WATER-R	28,132						3,105,553
Total	28,132						3,105,553
Work Codes	C						

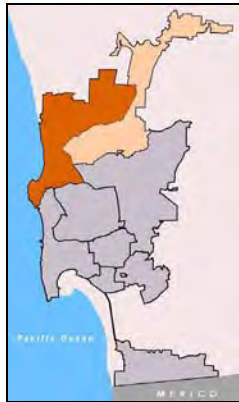
Contact: Steve Larson

E-Mail: slarson@sandiego.gov

Phone: 619-533-7475

Water
Municipal Water
70-963.0 North City Pipeline Improvements

Council District: 1, 5 **Community Plan:** Citywide



Description: Construction of the 610 zone improvements will be done to improve the City's water infrastructure for the North City area.

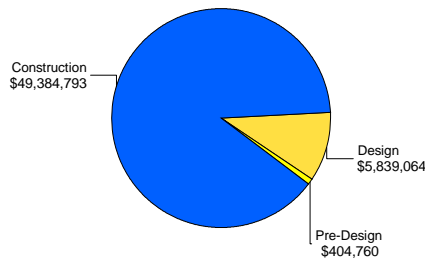
Justification: Future growth for the North City makes it important to expand water infrastructure needed to improve the City's current hydraulic deficiencies and to meet future water demands.

Operating Budget Effect: The operating budget effect is estimated to be minimal.

Relationship to General and Community Plans: This project is consistent with the Black Mountain Ranch, Carmel Mountain Ranch, Carmel Valley, Fairbanks Country Club, La Jolla, Miramar Ranch North, Pacific Highlands Ranch, Rancho Bernardo, Rancho Penasquitos, Sabre Springs, Scripps Miramar Ranch, Torrey Highlands, Torrey Pines, and Via de la Valle community plans and the Los Penasquitos Canyon Preserve plan. It is in conformance with the City's Progress Guide and General Plan.

Scheduling: Initial planning work began in Fiscal Year 2003 and will continue through Fiscal Year 2006. Design is scheduled to begin in Fiscal Year 2009 and construction is anticipated to begin in Fiscal Year 2011 and be completed in Fiscal Year 2014.

Expenditure by Work Code Project Life



Expenditures by Revenue Source							
Revenue Source/Tag	Exp/Enc	Con Appn	FY2005	FY2006	FY2007	FY2008	FY2009
WATER-R		383,211	14,807	6,742			5,565,432
Total		383,211	14,807	6,742			5,565,432
Work Codes		P	P	P			D
Revenue Source/Tag	FY2010	FY2011	FY2012	FY2013	FY2014	FY2015	Total
WATER-R	273,632	11,176,325	29,096,724	8,872,997	238,747		55,628,617
Total	273,632	11,176,325	29,096,724	8,872,997	238,747		55,628,617
Work Codes	D	C	C	C	C		

Contact: Steve Larson

E-Mail: slarson@sandiego.gov

Phone: 619-533-7475

Water Municipal Water

73-286.0 Otay Second Pipeline Improvements

Council District: 4, 8

Community Plan: Skyline/Paradise Hills, Southeastern San Diego



Description: This project provides for evaluating the condition of existing pipelines and for making appropriate upgrades and replacements to the pipeline south of State Route 94.

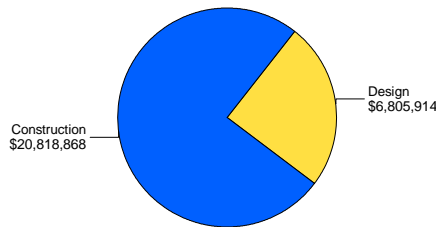
Justification: This pipeline was originally installed in 1928, and has exceeded its useful life expectancy of 60 years. Breaks in the pipeline have revealed severe pipe corrosion in certain locations.

Operating Budget Effect: The operating budget effect is estimated to be minimal.

Relationship to General and Community Plans: This project is consistent with the Skyline/Paradise Hills and Southeastern San Diego Community Plans, and it is in conformance with the City's Progress Guide and General Plan.

Scheduling: Engineering studies and design began in Fiscal Year 1999 and were completed in Fiscal Year 2003. Construction is scheduled to begin in Fiscal Year 2004 and be completed in Fiscal Year 2009. However, this scheduling is contingent on the assessed condition of the pipeline.

**Expenditure by Work Code
Project Life**



Expenditures by Revenue Source							
Revenue Source/Tag	Exp/Enc	Con Appn	FY2005	FY2006	FY2007	FY2008	FY2009
WATER-R	5,049,094	1,756,820	6,092,214	11,721,734	2,936,065	58,473	10,382
Total	5,049,094	1,756,820	6,092,214	11,721,734	2,936,065	58,473	10,382
Work Codes	D	D	C	C	C	C	C
Revenue Source/Tag	FY2010	FY2011	FY2012	FY2013	FY2014	FY2015	Total
WATER-R							27,624,782
Total							27,624,782
Work Codes							

Contact: Steve Larson

E-Mail: slarson@sandiego.gov

Phone: 619-533-7475

Water

Municipal Water

73-285.0 Otay Water Treatment Plant - Upgrade and Expansion

Council District: None

Community Plan: No Community Planning Area

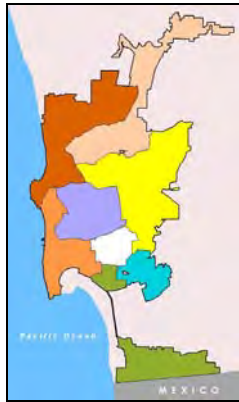
Description: This project provides for upgrading the treatment processes at the Otay Water Treatment Plant to comply with the Safe Drinking Water Act standards.

Justification: New standards required by the Safe Drinking Water Act dictate the need to upgrade the existing water treatment plant standards.

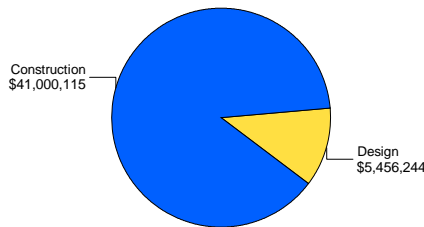
Operating Budget Effect: The operating budget effect is estimated to be minimal.

Relationship to General and Community Plans: This project is in conformance with the City's Progress Guide and General Plan.

Scheduling: Design began in Fiscal Year 2001 and was completed in Fiscal Year 2003. Construction is scheduled to begin in Fiscal Year 2005 and to be completed in Fiscal Year 2009. Design for Phase 2 is anticipated to begin in Fiscal Year 2011.



**Expenditure by Work Code
Project Life**



Expenditures by Revenue Source							
Revenue Source/Tag	Exp/Enc	Con Appn	FY2005	FY2006	FY2007	FY2008	FY2009
UNAPPR			2,102,356				
WATER-R	4,682,104	352,446	1,600,000	13,571,157	8,245,891	15,217,528	615,668
Total	4,682,104	352,446	3,702,356	13,571,157	8,245,891	15,217,528	615,668
Work Codes	CD	C	CD	C	C	C	C
Revenue Source/Tag	FY2010	FY2011	FY2012	FY2013	FY2014	FY2015	Total
UNAPPR							2,102,356
WATER-R	69,209						44,354,003
Total	69,209						46,456,359
Work Codes	C						

Contact: Steve Larson

E-Mail: slarson@sandiego.gov

Phone: 619-533-7475

Water
Municipal Water
73-346.0 Parkland Pump Station

Council District: 4

Community Plan: Skyline/Paradise Hills



Description: This project provides for upgrading the existing pump stations to better meet current and future water distribution needs in the Paradise Hills area.

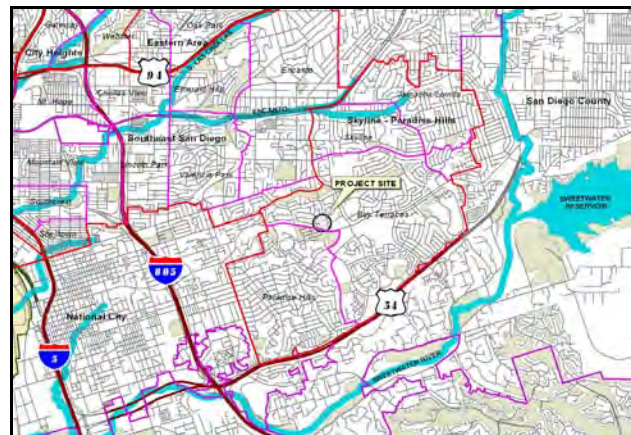
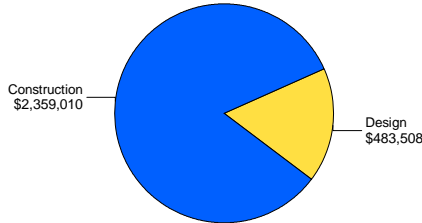
Justification: Growth and development in the Paradise Hills area have overburdened the capacity of the existing pump plants.

Operating Budget Effect: The operating budget effect is estimated to be minimal.

Relationship to General and Community Plans: This project is consistent with the Skyline/Paradise Hills Community Plan, and it is in conformance with the City's Progress Guide and General Plan.

Scheduling: Design began in Fiscal Year 2000 and was completed in Fiscal Year 2002. Construction is scheduled to begin in Fiscal Year 2008 and be completed in Fiscal Year 2010.

**Expenditure by Work Code
Project Life**



Expenditures by Revenue Source							
Revenue Source/Tag	Exp/Enc	Con Appn	FY2005	FY2006	FY2007	FY2008	FY2009
WATER-R	482,000	1,508				1,163,470	1,139,871
Total	482,000	1,508				1,163,470	1,139,871
Work Codes	D	D				C	C
Revenue Source/Tag	FY2010	FY2011	FY2012	FY2013	FY2014	FY2015	Total
WATER-R	55,669						2,842,518
Total	55,669						2,842,518
Work Codes	C						

Contact: Steve Larson

E-Mail: slarson@sandiego.gov

Phone: 619-533-7475

Water

Municipal Water

73-328.0 Rancho Bernardo Reservoir Rehabilitation

Council District: None

Community Plan: No Community Planning Area



Description: This project will replace the ten million gallon concrete reservoir with two five million gallon pre-stressed circular tanks.

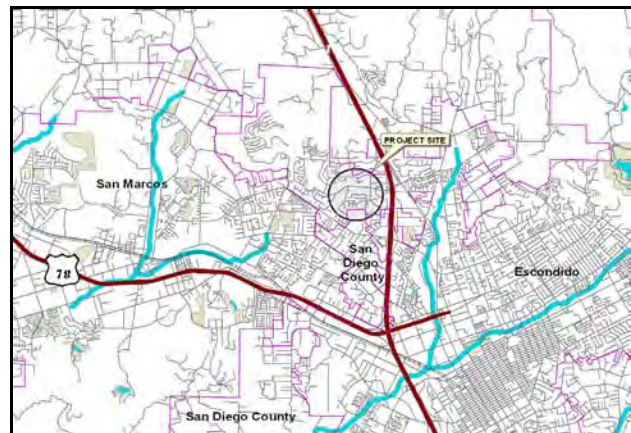
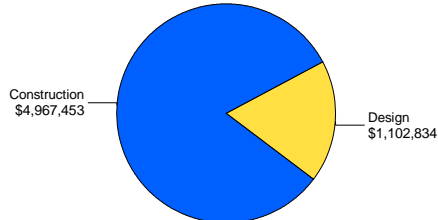
Justification: This rehabilitation project will extend the service life of the existing reservoir and reduce the maintenance required to keep it in safe operating condition.

Operating Budget Effect: The operating budget effect is estimated to be minimal.

Relationship to General and Community Plans: This project is consistent with the Rancho Bernardo Community Plan, and it is in conformance with the City's Progress Guide and General Plan.

Scheduling: Design began in Fiscal Year 2000, and was completed in Fiscal Year 2004. Construction is scheduled to begin in Fiscal Year 2005 and be completed in Fiscal Year 2007.

**Expenditure by Work Code
Project Life**



Expenditures by Revenue Source							
Revenue Source/Tag	Exp/Enc	Con Appn	FY2005	FY2006	FY2007	FY2008	FY2009
WATER-R		602,471	500,363	3,893,820	1,070,194	3,439	
Total		602,471	500,363	3,893,820	1,070,194	3,439	
Work Codes		D	D	C	C	C	
Revenue Source/Tag	FY2010	FY2011	FY2012	FY2013	FY2014	FY2015	Total
WATER-R							6,070,287
Total							6,070,287
Work Codes							

Contact: Steve Larson

E-Mail: slarson@sandiego.gov

Phone: 619-533-7475

Water Municipal Water

73-342.0 Rancho Penasquitos Pump Station

Council District: 1, 5

Community Plan: Mira Mesa, Rancho Penasquitos



Description: This project provides for the construction of a new water pump station.

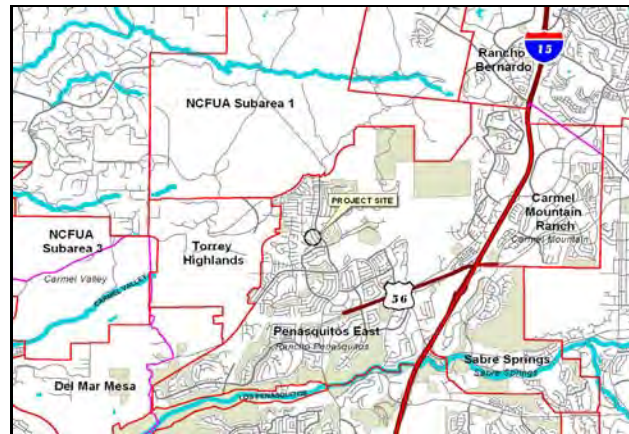
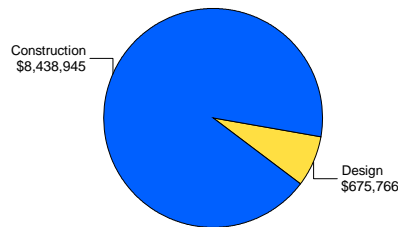
Justification: This plant is required to deliver treated water from the Miramar Water Treatment Plant to the service area. This delivery of Miramar Water Treatment Plant water will reduce dependency on imported filtered water and will support future development and growth.

Operating Budget Effect: The operating budget effect is estimated to be minimal.

Relationship to General and Community Plans: This project is consistent with the Rancho Penasquitos and Mira Mesa Community Plans, and it is in conformance with the City's Progress Guide and General Plan.

Scheduling: Design was completed in Fiscal Year 2001 and is continuing through Fiscal Year 2005. Construction is scheduled to begin in Fiscal Year 2006 and be completed in Fiscal Year 2009.

**Expenditure by Work Code
Project Life**



Expenditures by Revenue Source							
Revenue Source/Tag	Exp/Enc	Con Appn	FY2005	FY2006	FY2007	FY2008	FY2009
WATER-R	10,000	665,766	1,099,459	4,000,000	1,460,775	500,000	
Total	10,000	665,766	1,099,459	4,000,000	1,460,775	500,000	
Work Codes	D	D	C	C	C	C	
Revenue Source/Tag	FY2010	FY2011	FY2012	FY2013	FY2014	FY2015	Total
WATER-R							7,736,000
Total							7,736,000
Work Codes							

Contact: Steve Larson

E-Mail: slarson@sandiego.gov

Phone: 619-533-7475

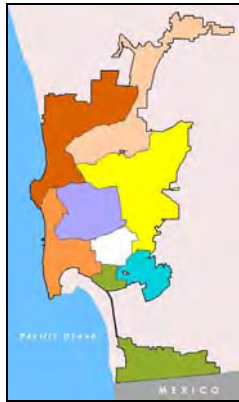
Water

Municipal Water

73-291.0 Reservoir Water Quality Systems

Council District: None

Community Plan: No Community Planning Area



Description: This project provides for improvements to enhance water quality at the San Vicente Reservoir, Otay Reservoir and El Capitan Reservoir.

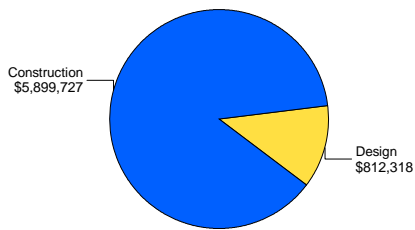
Justification: Source contaminants from unprotected watersheds contaminate raw water storage, degrading water quality. This degradation places greater burden on the water treatment process. Also, quality of stored water degrades as time passes. Once appropriate technology is identified for enhancing the degraded lake water quality, this project will implement the technology.

Operating Budget Effect: See the operating budget effect table.

Relationship to General and Community Plans: This project is in conformance with the City's Progress Guide and General Plan.

Scheduling: Design began in Fiscal Year 2001 and will be completed in Fiscal Year 2004. Construction is scheduled to begin in Fiscal Year 2011 and will continue through Fiscal Year 2015.

**Expenditure by Work Code
Project Life**



Expenditures by Revenue Source							
Revenue Source/Tag	Exp/Enc	Con Appn	FY2005	FY2006	FY2007	FY2008	FY2009
WATER-R	746,750	65,568					
Total	746,750	65,568					
Work Codes	D	D					
Revenue Source/Tag	FY2010	FY2011	FY2012	FY2013	FY2014	FY2015	Total
WATER-R		180,066	261,236	386,220	1,901,368	3,170,837	6,712,045
Total		180,066	261,236	386,220	1,901,368	3,170,837	6,712,045
Work Codes		C	C	C	C	C	

Operating Budget Effect				
Fiscal Year	Operating Costs	Maintenance Costs	Other Department	Total
2015				
Staffing	-	-	-	-
PE	\$ 1,000	\$ -	\$ -	\$ 1,000
NPE	\$ 1,000	\$ -	\$ -	\$ 1,000
Total Impact	\$ 2,000	\$ -	\$ -	\$ 2,000

Contact: Steve Larson

E-Mail: slarson@sandiego.gov

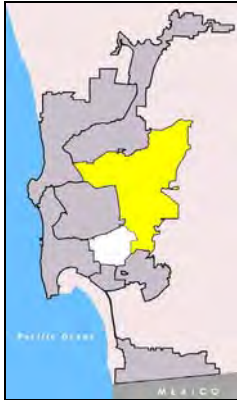
Phone: 619-533-7475

Water Municipal Water

73-314.0 San Diego 17 Flow Control Facility and Pump Station

Council District: 3, 7

Community Plan: Mid-City, Navajo, College Area



Description: This project provides for the installation of a new water pump station at the Alvarado Water Treatment Plant to feed potable water into the County Water Authority's pipeline.

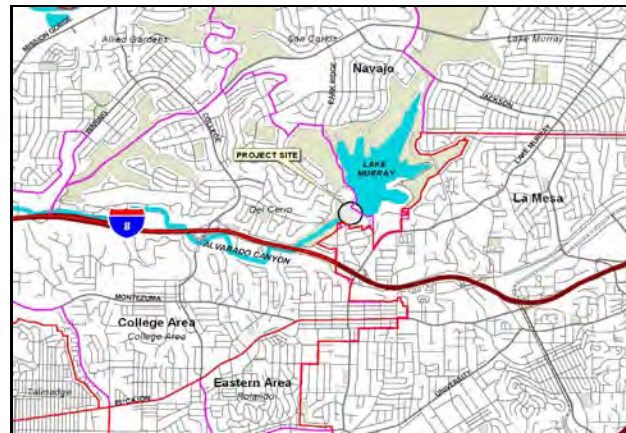
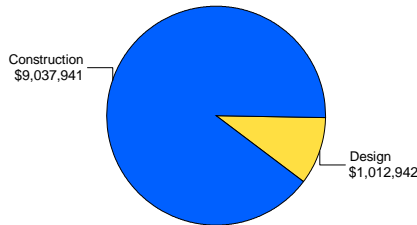
Justification: This pump plant will supply the Mid-City Pipeline project, serving the College Area and Mid-City communities.

Operating Budget Effect: The operating budget effect is estimated to be minimal.

Relationship to General and Community Plans: This project is consistent with the College Area, Mid-City and Navajo Community Plans, and it is in conformance with the City's Progress Guide and General Plan.

Scheduling: Design began in Fiscal Year 1999 and will be completed in Fiscal Year 2007. Construction will begin in Fiscal Year 2008 and will be completed in Fiscal Year 2010.

**Expenditure by Work Code
Project Life**



Expenditures by Revenue Source							
Revenue Source/Tag	Exp/Enc	Con Appn	FY2005	FY2006	FY2007	FY2008	FY2009
WATER-E	465,802	151			3,045	1,064,973	2,570,810
WATER-R	546,811	178			3,575	1,250,186	3,017,907
Total	1,012,613	329			6,620	2,315,159	5,588,717
Work Codes	D	D			C	C	C
Revenue Source/Tag	FY2010	FY2011	FY2012	FY2013	FY2014	FY2015	Total
WATER-E	513,685	4,940					4,623,406
WATER-R	603,021	5,799					5,427,477
Total	1,116,706	10,739					10,050,883
Work Codes	C	C					

Contact: Steve Larson

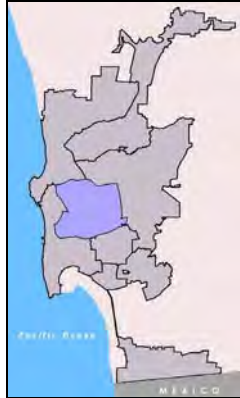
E-Mail: slarson@sandiego.gov

Phone: 619-533-7475

Water
Municipal Water
73-301.0 Serra Mesa Pump Station

Council District: 6

Community Plan: Kearny Mesa, Mission Bay Park, Mission Valley, Tierrasanta



Description: This project provides for constructing a new water pump station under the Interstate 805 at Friars Road.

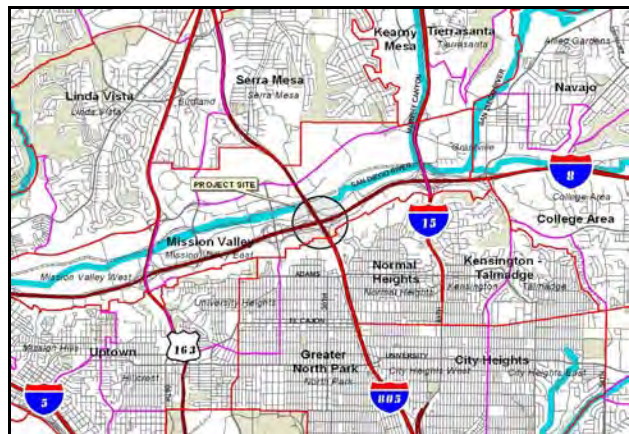
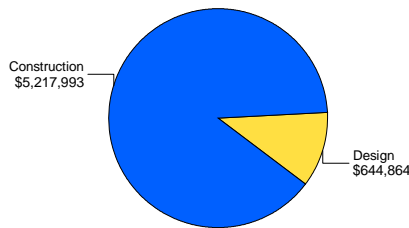
Justification: This pump plant is needed to provide additional water service to the Clairemont Mesa, La Jolla and Pacific Beach communities by pumping water from the Alvarado service area. This allows Miramar to better serve the northern portions of the City and improves system-wide flexibility.

Operating Budget Effect: The operating budget effect is estimated to be minimal.

Relationship to General and Community Plans: This project is consistent with the Kearny Mesa, Tierrasanta and Mission Valley Community Plans, and it is in conformance with the City's Progress Guide and General Plan.

Scheduling: Design began in Fiscal Year 1999 and was completed in Fiscal Year 2001. Land acquisition occurred in Fiscal Year 2002. Construction will begin in Fiscal Year 2012 and is scheduled through Fiscal Year 2015.

Expenditure by Work Code Project Life



Expenditures by Revenue Source							
Revenue Source/Tag	Exp/Enc	Con Appn	FY2005	FY2006	FY2007	FY2008	FY2009
WATER-R	595,591	49,273					
Total	595,591	49,273					
Work Codes	D	D					
Revenue Source/Tag	FY2010	FY2011	FY2012	FY2013	FY2014	FY2015	Total
WATER-R				238,488	1,851,901	3,127,604	5,862,857
Total				238,488	1,851,901	3,127,604	5,862,857
Work Codes				C	C	C	

Contact: Steve Larson

E-Mail: slarson@sandiego.gov

Phone: 619-533-7475

**Water
Municipal Water**

73-249.0 South San Diego Pipeline Number 2

Council District: 8

Community Plan: Otay Mesa/Nestor



Description: This project provides for installing an additional eleven miles of water transmission pipeline between the South San Diego Reservoir and Beyer Boulevard. This project is part of a participation agreement between the City and Stowe-Passco Development.

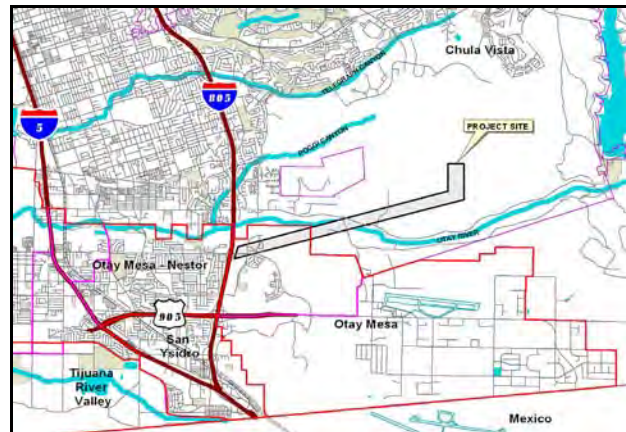
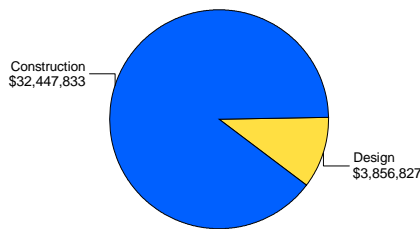
Justification: Additional capacity is needed to meet the anticipated future increased water demands in the south San Diego and Otay Mesa areas. As a substantial benefit to future development in Otay Mesa, a portion of the cost of this pipeline is anticipated to be reimbursed by benefiting developers in later years.

Operating Budget Effect: See operating budget effect table.

Relationship to General and Community Plans: This project is consistent with the Otay Mesa/Nestor Community Plan, and it is in conformance with the City's Progress Guide and General Plan.

Scheduling: Design was completed in Fiscal Year 2001. Construction began in Fiscal Year 1999 and is scheduled to be completed in Fiscal Year 2004 with small amount of mitigation running through Fiscal Year 2006.

**Expenditure by Work Code
Project Life**



Expenditures by Revenue Source							
Revenue Source/Tag	Exp/Enc	Con Appn	FY2005	FY2006	FY2007	FY2008	FY2009
WATER-R	36,109,010	3,905	191,745				
Total	36,109,010	3,905	191,745				
Work Codes	CD	C	C				
Revenue Source/Tag	FY2010	FY2011	FY2012	FY2013	FY2014	FY2015	Total
WATER-R							36,304,660
Total							36,304,660
Work Codes							

Operating Budget Effect

Fiscal Year	Operating Costs	Maintenance Costs	Other Department	Total
2006				
Staffing	-	-	-	-
PE	\$ 1,050	\$ -	\$ -	\$ 1,050
NPE	\$ 1,600	\$ -	\$ -	\$ 1,600
Total Impact	\$ 2,650	\$ -	\$ -	\$ 2,650

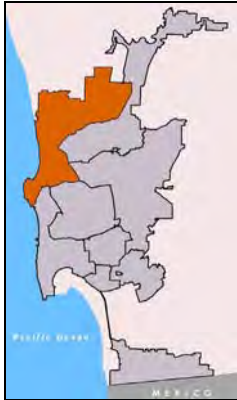
Contact: Steve Larson

E-Mail: slarson@sandiego.gov

Phone: 619-533-7475

70-953.0 Torrey Pines Road/La Jolla Boulevard Water Main Replacement

Council District: 1 **Community Plan:** La Jolla



Description: This project provides for replacing approximately 31,496 linear feet of aged 16" cast iron pipe along Torrey Pines Road and La Jolla Boulevard.

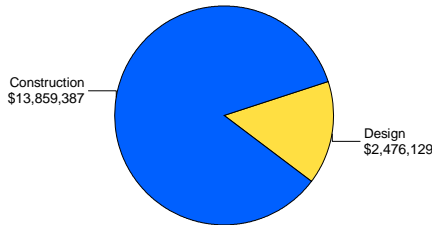
Justification: This pipeline improvement project is necessary to prevent water pipe breaks and to insure a continuous water supply to the La Jolla community.

Operating Budget Effect: The operating budget effect will be determined upon completion of design.

Relationship to General and Community Plans: This project is consistent with the La Jolla Community Plan, and it is in conformance with the City's Progress Guide and General Plan.

Scheduling: Design began in Fiscal Year 2001 and will continue through Fiscal Year 2005. Construction began in Fiscal Year 2003 and is scheduled to be completed in Fiscal Year 2009.

**Expenditure by Work Code
Project Life**



Expenditures by Revenue Source							
Revenue Source/Tag	Exp/Enc	Con Appn	FY2005	FY2006	FY2007	FY2008	FY2009
WATER-R	8,986,384	50,000	4,013,782	2,833,964	367,656	79,140	4,590
Total	8,986,384	50,000	4,013,782	2,833,964	367,656	79,140	4,590
Work Codes	CD	D	CD	C	C	C	C
Revenue Source/Tag	FY2010	FY2011	FY2012	FY2013	FY2014	FY2015	Total
WATER-R							16,335,516
Total							16,335,516
Work Codes							

Contact: Steve Larson

E-Mail: slarson@sandiego.gov

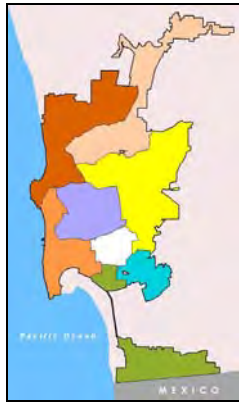
Phone: 619-533-7475

Water

Municipal Water

75-931.0 Water Department Security Upgrades

Council District: Citywide **Community Plan:** Citywide



Description: This project provides for installing miscellaneous security systems at various Water Department facilities.

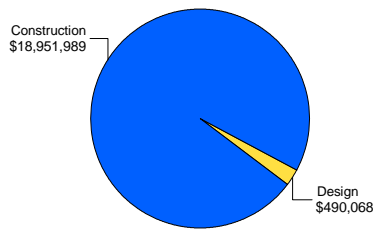
Justification: This project provides for improving security, controlling entry, and reducing opportunities for intrusion by unauthorized persons.

Operating Budget Effect: The operating budget effect is estimated to be minimal.

Relationship to General and Community Plans: This project is in conformance with the City's Progress Guide and General Plan.

Scheduling: Construction began in Fiscal Year 2001, and will continue through Fiscal Year 2007.

**Expenditure by Work Code
Project Life**



Expenditures by Revenue Source							
Revenue Source/Tag	Exp/Enc	Con Appn	FY2005	FY2006	FY2007	FY2008	FY2009
WATER-E	5,338,490	4,490,068		5,533,499	4,080,000		
Total	5,338,490	4,490,068		5,533,499	4,080,000		
Work Codes	C	CD		C	C		
Revenue Source/Tag	FY2010	FY2011	FY2012	FY2013	FY2014	FY2015	Total
WATER-E							19,442,057
Total							19,442,057
Work Codes							

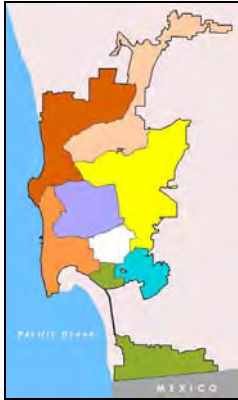
Contact: Steve Larson

E-Mail: slarson@sandiego.gov

Phone: 619-533-7475

**Water
Municipal Water
73-350.0 Water Flow Meter Installation**

Council District: Citywide **Community Plan:** Citywide



Description: This project provides for installing flow meters throughout the water distribution system to monitor flows.

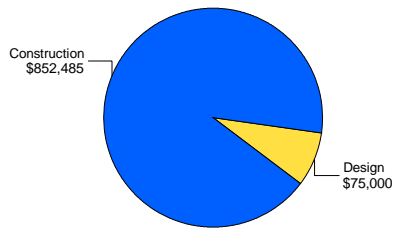
Justification: This project is necessary to provide adequate data to manage the distribution system.

Operating Budget Effect: The operating budget effect is estimated to be minimal.

Relationship to General and Community Plans: This project is in conformance with the City's Progress Guide and General Plan.

Scheduling: Design and construction began in Fiscal Year 1999. Additional construction began in Fiscal Year 2000 and is scheduled to continue through Fiscal Year 2007.

**Expenditure by Work Code
Project Life**



Expenditures by Revenue Source							
Revenue Source/Tag	Exp/Enc	Con Appn	FY2005	FY2006	FY2007	FY2008	FY2009
WATER-R	321,547	327,384	271,972	6,582			
Total	321,547	327,384	271,972	6,582			
Work Codes	CD	C	C	C			
Revenue Source/Tag	FY2010	FY2011	FY2012	FY2013	FY2014	FY2015	Total
WATER-R							927,485
Total							927,485
Work Codes							

Contact: Steve Larson

E-Mail: slarson@sandiego.gov

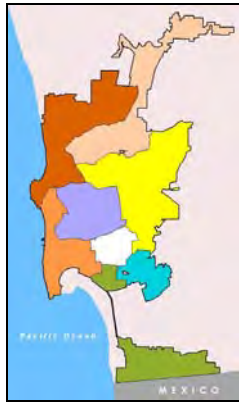
Phone: 619-533-7475

Water

Reclaimed Water

70-942.0 Annual Allocation - CIP Contingencies - Reclaimed Water Distribution System/RWDS

Council District: Citywide **Community Plan:** Citywide



Description: This annual allocation provides for Capital Improvements Program project contingency needs.

Justification: To provide better Capital Improvements Program project budget control, project contingency needs, except annual allocation projects, will be met by this annual allocation.

Operating Budget Effect: None.

Relationship to General and Community Plans: This project is in conformance with the City's Progress Guide and General Plan.

Scheduling: Projects are scheduled on a priority basis.

**Expenditure by Work Code
Project Life**



Expenditures by Revenue Source							
Revenue Source/Tag	Exp/Enc	Con Appn	FY2005	FY2006	FY2007	FY2008	FY2009
WATER-E			372,463	305,802	147,146	189,316	180,252
Total			372,463	305,802	147,146	189,316	180,252
Work Codes							
Revenue Source/Tag	FY2010	FY2011	FY2012	FY2013	FY2014	FY2015	Total
WATER-E	199,999	349,999	350,002	350,000	349,999	349,999	372,463
Total	199,999	349,999	350,002	350,000	349,999	349,999	372,463
Work Codes							

Contact: Steve Larson

E-Mail: slarson@sandiego.gov

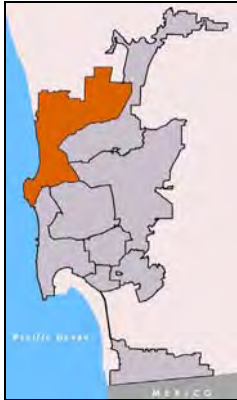
Phone: 619-533-7475

**Water
Reclaimed Water**

70-949.0 Annual Allocation - Reclaimed Water Extension

Council District: 1

Community Plan: University



Description: This annual allocation provides for extensions of the North City Reclaimed Water Distribution System.

Justification: This project provides reclaimed water to additional customers beyond the sphere of influence of the existing North City optimized reclaimed water distribution system as required.

Operating Budget Effect: The operating budget effect is estimated to be minimal.

Relationship to General and Community Plans: This project is consistent with the University Community Plan, and it is in conformance with the City's Progress Guide and General Plan.

Scheduling: Projects are scheduled on a priority basis.

**Expenditure by Work Code
Project Life**



Expenditures by Revenue Source							
Revenue Source/Tag	Exp/Enc	Con Appn	FY2005	FY2006	FY2007	FY2008	FY2009
WATER-E			500,000	500,000	500,000	500,000	500,000
Total			500,000	500,000	500,000	500,000	500,000
Work Codes							
Revenue Source/Tag	FY2010	FY2011	FY2012	FY2013	FY2014	FY2015	Total
WATER-E	500,000	500,000	500,000	500,000	500,000	500,000	500,000
Total	500,000	500,000	500,000	500,000	500,000	500,000	500,000
Work Codes							

Contact: Steve Larson

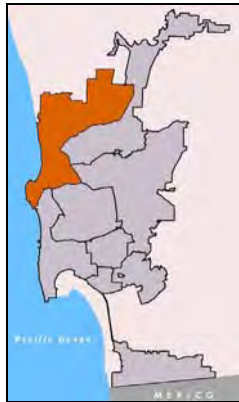
E-Mail: slarson@sandiego.gov

Phone: 619-533-7475

Water
Reclaimed Water
70-954.0 North City Reclamation System

Council District: 1

Community Plan: Rancho Penasquitos



Description: This project provides for extending a reclaimed water pipeline system within the northern areas of the City. This pipeline will also service the Olivenhain Municipal Water District.

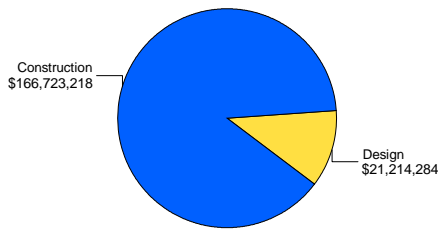
Justification: This system of reclaimed water pipelines, reservoirs, and pump stations will service the northern portions of the City, two golf courses at Black Mountain Ranch and the Olivenhain Municipal Water District. These projects have been accelerated to take advantage of Proposition 50 grant funds and to meet Environmental Protection Agency goals for the system to be online by 2010.

Operating Budget Effect: The operating budget effect will be determined upon completion of design.

Relationship to General and Community Plans: This project is consistent with the Rancho Penasquitos Community Plan, and is in conformance with the City's Progress Guide and General Plan.

Scheduling: Planning was completed in Fiscal Year 2001. Construction and design began in Fiscal Year 2001 and are scheduled to continue through Fiscal Year 2013.

Expenditure by Work Code Project Life



Expenditures by Revenue Source							
Revenue Source/Tag	Exp/Enc	Con Appn	FY2005	FY2006	FY2007	FY2008	FY2009
WATER-E	30,874,973	3,562,154	6,521,470	9,539,668	12,023,769	9,456,717	8,796,000
Total	30,874,973	3,562,154	6,521,470	9,539,668	12,023,769	9,456,717	8,796,000
Work Codes	CD	CD	CD	CD	C	C	C
Revenue Source/Tag	FY2010	FY2011	FY2012	FY2013	FY2014	FY2015	Total
WATER-E	8,796,000	4,398,000					93,968,751
Total	8,796,000	4,398,000					93,968,751
Work Codes	C	C					

Contact: Steve Larson

E-Mail: slarson@sandiego.gov

Phone: 619-533-7475

Water Reclaimed Water

70-956.0 South Bay Reclamation System

Council District: 8

Community Plan: San Ysidro, Tia Juana River Valley



Description: This project acquires a pipeline that was installed by the Metropolitan Wastewater Department at Dairy Mart Road. It is approximately 4,145 linear feet of 30" diameter, ductile iron pipe, polyurethane lined and coated. A cathodic protection system is in place on this project. Subsequently, additional sub-projects will be created to form a distribution system for reclaimed water produced at the South Bay Water Reclamation Plant.

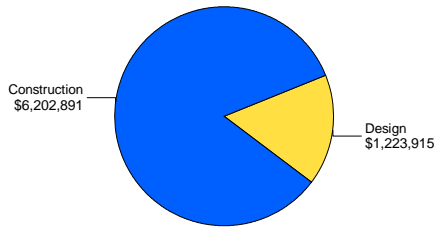
Justification: One of the requirements of the Consent Decree Agreement between the City, the State of California and the Environmental Protection Agency is the Beneficial reuse of Title 22 reclaimed water.

Operating Budget Effect: The operating budget effect will be determined upon completion of design.

Relationship to General and Community Plans: This project is consistent with the San Ysidro and Tia Juana River Valley Community Plans, and it is in conformance with the City's Progress Guide and General Plan.

Scheduling: The initial pipeline has been completed. The Water Department purchased the completed pipeline in Fiscal Year 2002 and the design and construction of additional pipelines began in Fiscal Year 2003 and will continue through Fiscal Year 2015 and beyond.

**Expenditure by Work Code
Project Life**



Expenditures by Revenue Source							
Revenue Source/Tag	Exp/Enc	Con Appn	FY2005	FY2006	FY2007	FY2008	FY2009
WATER-E	2,290,559	292,286	65,539	11,456		25,394	25,393
Total	2,290,559	292,286	65,539	11,456		25,394	25,393
Work Codes	CD	C	C	C		D	D
Revenue Source/Tag	FY2010	FY2011	FY2012	FY2013	FY2014	FY2015	Total
WATER-E	25,392	25,394	597,050	25,292	851,388	3,191,663	7,426,806
Total	25,392	25,394	597,050	25,292	851,388	3,191,663	7,426,806
Work Codes	D	D	D	D	C	C	

Contact: Steve Larson

E-Mail: slarson@sanidiego.gov

Phone: 619-533-7475