

WATER



Summary of Project Changes

Municipal Water

Water

CIP Number	Project Title	FY 2006 Amount	Total Project Cost	Description
73-261.3	<i>Alvarado Water Treatment Plant - Upgrade and Expansion - Phase II</i>	\$ 13,505,798	\$131,383,275	<i>This project received \$13,505,798 in Water Expansion and Replacement funding in Fiscal Year 2006. This revision also reflects an increase of \$840,617 in Water Expansion and Replacement funding and a decrease of \$340,617 in phase funding, in order to amend an existing agreement in Fiscal Year 2006. Total project cost increased to \$131,383,275.</i>
73-331.0	Annual Allocation - CIP Contingencies	\$ 1,669,000	\$ 1,669,000	This project received \$1,669,000 in Water Expansion and Replacement funding in Fiscal Year 2006. The total project cost for annual allocation projects is reflective of the Fiscal Year 2006 budget only. In addition, annual allocations do not show prior year appropriations in the Annual Budget.
73-024.0	Annual Allocation - Freeway Relocation	\$ 818,167	\$ 818,167	This project received \$818,167 in Water Expansion and Replacement funding in Fiscal Year 2006. The total project cost for annual allocation projects is reflective of the Fiscal Year 2006 budget only. In addition, annual allocations do not show prior year appropriations in the Annual Budget.
73-900.0	Annual Allocation - Pressure Reduction Facility Upgrades	\$ -	-	No significant changes to this project for Fiscal Year 2006.
73-277.0	Annual Allocation - Standpipe and Reservoir Rehabilitations	\$ -	-	No significant changes to this project for Fiscal Year 2006.
73-230.0	Annual Allocation - Various Lakes and Docks	\$ 1,711,500	\$ 1,711,500	This project is allocated \$1,711,500 for Fiscal Year 2006. The total project cost for annual allocation projects is reflective of the Fiscal Year 2006 budget only. In addition, annual allocations do not show prior year appropriations in the budget.
73-083.0	Annual Allocation - Water Main Replacements	\$ -	-	No significant changes to this project for Fiscal Year 2006.
73-263.0	<i>Annual Allocation - Water Pump Station Rehabilitations</i>	\$ -	-	<i>No significant changes to this project for Fiscal Year 2006.</i>

Summary of Project Changes

Water

Municipal Water

CIP Number	Project Title	FY 2006 Amount	Total Project Cost	Description
73-317.0	Barrett Reservoir Outlet Tower Upgrade	\$ 1,700,000	\$ 6,461,593	This project received \$1,700,000 in Water Replacement funding in Fiscal Year 2006. This revision provides funding to accelerate a portion of the Barrett Reservoir Outlet Tower Upgrades that are needed to utilize locally captured water from the recent rainy season. Currently, only one of the four outlets on the tower is operable. Improvements needed include replacement of valves, interior piping and platforms, safety railings and tower ventilation. The maximum amount of local water can be transferred from Barrett Reservoir to the Otay Water Treatment Plant once these upgrades are made. This will result in a net savings in purchasing imported water. Total project cost increased to \$6,461,593.
72-920.0	Black Mountain Water Treatment Plant	\$ -	\$ 3,320,680	No significant changes to this project for Fiscal Year 2006.
73-347.0	CIP Program Management	\$ -	\$ 79,983,621	No significant changes to this project for Fiscal Year 2006.
70-971.0	Del Mar Heights Pipeline Relocation	\$ -	\$ 3,495,000	This new project was added to provide for the relocation and upsizing of the existing Del Mar Heights Pipeline (36") in the ultimate right-of-way for Carmel Valley Road.
70-964.0	Del Mar Mesa 30-Inch Water Transmission Line	\$ -	\$ 4,361,000	Project schedule and cost have been updated to reflect the most recent Del Mar Mesa Public Facilities Financing Plan.
73-319.0	El Capitan Reservoir - Road Improvements	\$ -	\$ 3,088,675	No significant changes to this project for Fiscal Year 2006.
75-932.0	Groundwater Asset Development Program	\$ -	\$ 78,150,791	No significant changes to this project for Fiscal Year 2006. The scope and schedule of this project are still preliminary.
73-343.0	Lower Otay Reservoir - Emergency Outlet Improvements	\$ -	\$ 4,068,609	No significant changes to this project for Fiscal Year 2006. The scope and schedule of this project are still preliminary.

Summary of Project Changes

Municipal Water

Water

CIP Number	Project Title	FY 2006 Amount	Total Project Cost	Description
70-910.5	Miramar Pipeline Improvements - Phase III	\$ 615,240	\$ 16,206,083	<i>This project received \$615,240 in Water Expansion and Replacement funding in Fiscal Year 2006. This includes a phase-funded amount of \$350,750. The total project cost decreased to \$16,206,083.</i>
70-910.6	Miramar Pipeline Improvements - Phase IV	\$ -	\$ 12,391,368	No significant changes to this project for Fiscal Year 2006.
73-284.0	Miramar Water Treatment Plant - Upgrade and Expansion	\$ 32,224,670	\$ 177,267,116	<i>This project received \$32,224,670 in Water Expansion and Replacement funding in Fiscal Year 2006. Project funding was revised to reflect a decrease of \$500,000 in Fiscal Year 2006 phase funding with an offsetting increase in Fiscal Year 2008 to allow Water to more efficiently utilize the existing funds available to the CIP program in Fiscal Year 2006. There is no change in total project cost of \$177,267,116.</i>
73-321.0	Morena Reservoir Outlet Tower Upgrade	\$ -	\$ 3,185,719	No significant changes to this project for Fiscal Year 2006.
70-963.0	North City Pipeline Improvements	\$ -	\$ 54,679,769	No significant changes to this project for Fiscal Year 2006.
73-286.0	Otay Second Pipeline Improvements	\$ -	\$ 50,571,224	This revision reflects an increase of \$22,946,442 in Water Replacement funding to reflect changes to the initial cost estimates and project scope.
73-285.0	Otay Water Treatment Plant - Upgrade and Expansion	\$ -	\$ 45,784,078	No significant changes to this project for Fiscal Year 2006.
73-346.0	Parkland Pump Station	\$ -	\$ 2,879,680	No significant changes to this project for Fiscal Year 2006.
73-328.0	Rancho Bernardo Reservoir Rehabilitation	\$ -	\$ 5,493,294	No significant changes to this project for Fiscal Year 2006.
73-342.0	Rancho Penasquitos Pump Station	\$ -	\$ 6,949,891	No significant changes to this project for Fiscal Year 2006.
73-291.0	Reservoir Water Quality Systems	\$ -	\$ 3,050,849	No significant changes to this project for Fiscal Year 2006.
73-314.0	San Diego 17 Flow Control Facility and Pump Station	\$ -	\$ 8,262,020	<i>No significant changes to this project for Fiscal Year 2006.</i>

Summary of Project Changes

Water

Municipal Water

CIP Number	Project Title	FY 2006 Amount	Total Project Cost	Description
73-301.0	Serra Mesa Pump Station	\$ -	\$ 5,945,005	No significant changes to this project for Fiscal Year 2006.
75-939.0	South County Raw Water Reservoir Intertie Study	\$ -	\$ 750,000	No significant changes to this project for Fiscal Year 2006. This is a new project.
70-953.0	Torrey Pines Road/La Jolla Boulevard Water Main Replacement	\$ 2,436,891	\$ 16,369,220	<i>This project received \$2,436,891 in Water Replacement funding in Fiscal Year 2006 which includes a phase funded amount of \$1,726,170. The total project cost increased by \$3,704 to \$16,369,220.</i>
73-338.1	Water Department Development on Copely Drive	\$ -	\$ 2,635,280	No significant changes to this project for Fiscal Year 2006.
75-931.0	Water Department Security Upgrades	\$ 2,644,524	\$ 21,213,082	This project received \$2,644,524 in Water Expansion funding in Fiscal Year 2006 which reflects a decrease of \$2,888,975 in the Fiscal Year 2006 budget. No change to total project cost.
Municipal Water Subtotal		\$ 57,325,790		
Phased Funded Subtotal		\$ (45,885,414)		
Municipal Water Total		\$ 11,440,376		

Water

Reclaimed Water

CIP Number	Project Title	FY 2006 Amount	Total Project Cost	Description
70-942.0	Annual Allocation - CIP Contingencies - Reclaimed Water Distribution System/RWDS	\$ -	\$ -	This revision provides for a decrease of \$305,802 in Water Expansion funding in Fiscal Year 2006. The total project cost for annual allocation projects is reflective of the Fiscal Year 2006 budget only. In addition, annual allocations do not show prior year appropriations in the Annual Budget.
70-949.0	Annual Allocation - Reclaimed Water Extension	\$ -	\$ -	The total project cost for annual allocation projects is reflective of the Fiscal Year 2006 budget only. In addition, annual allocations do not show prior year appropriations in the budget.
70-954.0	North City Reclamation System	\$ -	\$ 84,573,162	Future scope and schedules within this project are still preliminary. Current changes to project costs and schedule reflects changes to the initial estimates.
70-955.0	San Pasqual Water Reclamation System	\$ -	\$ 17,228,175	No significant changes to this project for Fiscal Year 2006.

Summary of Project Changes

Reclaimed Water Subtotal	\$	-
Subtotal for Water	\$	57,325,790
Phased Funded Subtotal	\$	(45,885,414)
Total for Water	\$	11,440,376

** A project that is in italics indicates that the project contains phased funding. The department subtotal includes phase-funded amounts; the department total excludes phase-funded amounts.*

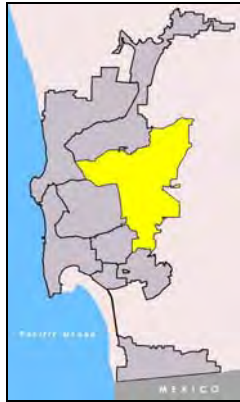
Water

Municipal Water

73-261.3 Alvarado Water Treatment Plant - Upgrade and Expansion - Phase II

Council District: 7

Community Plan: Mission Trails Regional Park, Navajo



Description: This project provides for Phase II of the expansion of the capacity of the Alvarado Treatment Plant and for upgrading the existing facilities. Phase II includes adding two sedimentation basins, rehabilitating the existing operations/administration building, rehabilitating the existing sedimentation basins, rehabilitating the existing filters, and adding a new wash water tank. This project will be phase funded.

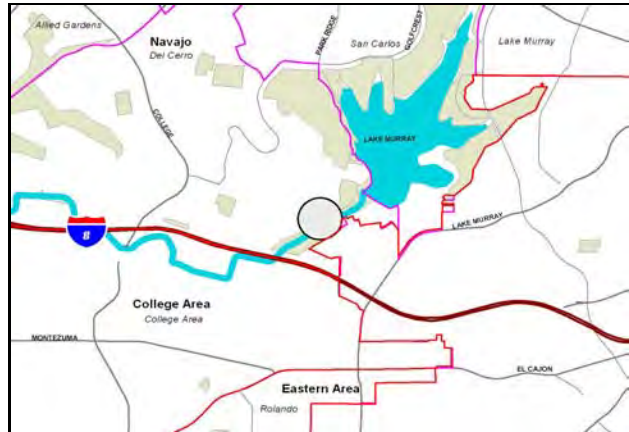
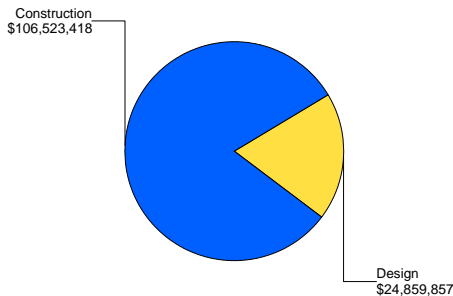
Justification: The Safe Drinking Water Act dictates the need to upgrade the existing treatment plant. Also, increasing demands on the plant necessitate its expansion. The rehabilitated plant will better utilize the raw water storage in the San Vicente and El Capitan Reservoirs.

Operating Budget Effect: None.

Relationship to General and Community Plans: This project is consistent with the Mission Trails Regional Park Plan and the Navajo Community Plan, and it is in conformance with the City's Progress Guide and General Plan.

Scheduling: Design began in Fiscal Year 1999 and is continuing through subsequent phases of work. Construction began on the initial phase of work in Fiscal Year 2004 and is scheduled to be completed in Fiscal Year 2012.

Expenditure by Work Code Project Life



Expenditures by Revenue Source							
Revenue Source/Tag	Exp/Enc	Con Appn	FY2006	FY2007	FY2008	FY2009	FY2010
UNAPPR		10,800,000	12,665,181				
WATER-E	15,188,371	1,102,021	420,308	11,305,622	16,720,169	7,499,536	368,016
WATER-R	15,188,372	1,102,021	420,309	11,305,622	16,720,170	7,499,537	368,017
Total	30,376,743	13,004,042	13,505,798	22,611,244	33,440,339	14,999,073	736,033
Work Codes	CD	CD	C	CD	C	C	D
Revenue Source/Tag	FY2011	FY2012	FY2013	FY2014	FY2015	FY2016	Total
UNAPPR							23,465,181
WATER-E	50,000	1,305,001					53,959,044
WATER-R	50,000	1,305,002					53,959,050
Total	100,000	2,610,003					131,383,275
Work Codes	C	C					

Contact: Steve Larson

E-Mail: slarson@sandiego.gov

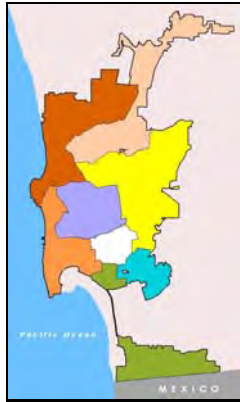
Phone: 619-533-7475

Water

Municipal Water

73-024.0 Annual Allocation - Freeway Relocation

Council District: Citywide **Community Plan:** Citywide



Description: This annual allocation provides for relocating water lines in conflict with the State Department of Transportation Highway Construction Program.

Justification: Relocation is necessitated by the State Department of Transportation Highway Construction Program. These projects are accomplished in conjunction with highway programs scheduled by the State Department of Transportation.

Operating Budget Effect: None.

Relationship to General and Community Plans: This project is in conformance with the City's Progress Guide and General Plan.

Scheduling: Projects are scheduled on a priority basis.

Expenditure by Work Code Project Life



Expenditures by Revenue Source							
Revenue Source/Tag	Exp/Enc	Con Appn	FY2006	FY2007	FY2008	FY2009	FY2010
WATER-R			818,167	50,000	50,000	50,000	50,000
Total			818,167	50,000	50,000	50,000	50,000
Work Codes							
Revenue Source/Tag	FY2011	FY2012	FY2013	FY2014	FY2015	FY2016	Total
WATER-R	50,000	50,000	50,000	50,000	50,000	50,000	818,167
Total	50,000	50,000	50,000	50,000	50,000	50,000	818,167
Work Codes							

Contact: Steve Larson

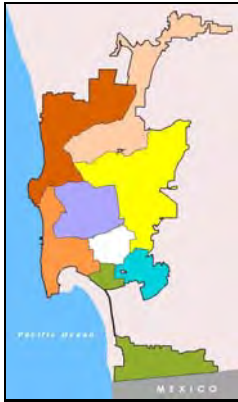
E-Mail: slarson@sandiego.gov

Phone: 619-533-7475

**Water
Municipal Water**

73-230.0 Annual Allocation - Various Lakes and Docks

Council District: Citywide **Community Plan:** Citywide



Description: This annual allocation is for the repair and improvement of recreation facilities at the various City owned lakes.

Justification: This annual allocation will fund work needed to restore deteriorated facilities that receive high usage and continuous exposure to weather. In addition, some facilities will be upgraded to enhance public access to reservoir recreation opportunities. This project will be funded by Department of Boating and Waterways grant funds.

Operating Budget Effect: The operating budget effect is estimated to be minimal.

Relationship to General and Community Plans: This project is in conformance with the City's Progress Guide and General Plan.

Scheduling: Projects are scheduled on a priority basis.

**Expenditure by Work Code
Project Life**



Expenditures by Revenue Source							
Revenue Source/Tag	Exp/Enc	Con Appn	FY2006	FY2007	FY2008	FY2009	FY2010
OTHRW	E		1,711,500	62,206	4,802		
Total			1,711,500	62,206	4,802		
Work Codes							
Revenue Source/Tag			FY2011	FY2012	FY2013	FY2014	FY2015
OTHRW	E						
Total							1,711,500
Work Codes							

Contact: Steve Larson

E-Mail: slarson@sandiego.gov

Phone: 619-533-7475

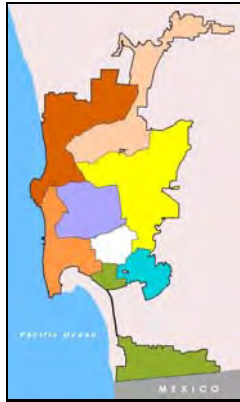
Water

Municipal Water

73-317.0 Barrett Reservoir Outlet Tower Upgrade

Council District: None

Community Plan: No Community Planning Area



Description: This project provides for upgrading the electrical system and replacing the outlet tower ladders, valves and platforms.

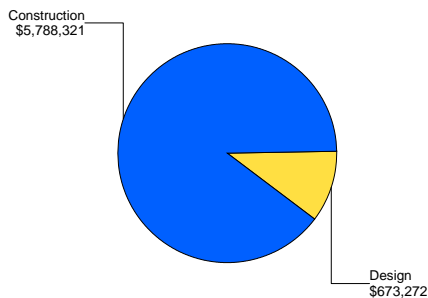
Justification: The aging outlet tower components are in need of replacement for safety and ease of operation. The electrical system needs to be upgraded to meet current standards, provide better control, and provide safety and better accessibility.

Operating Budget Effect: The operating budget effect is estimated to be minimal.

Relationship to General and Community Plans: This project is in conformance with the City's Progress Guide and General Plan.

Scheduling: Design began in Fiscal Year 2001 and was completed in Fiscal Year 2003. Construction is scheduled to begin in Fiscal Year 2007 and be completed in Fiscal Year 2010.

**Expenditure by Work Code
Project Life**



Expenditures by Revenue Source							
Revenue Source/Tag	Exp/Enc	Con Appn	FY2006	FY2007	FY2008	FY2009	FY2010
WATER-R	420,261	3,011	1,700,000	20,785	2,081,106	2,192,483	43,947
Total	420,261	3,011	1,700,000	20,785	2,081,106	2,192,483	43,947
Work Codes	D	D	CD	C	C	C	C
Revenue Source/Tag	FY2011	FY2012	FY2013	FY2014	FY2015	FY2016	Total
WATER-R							6,461,593
Total							6,461,593
Work Codes							

Contact: Steve Larson

E-Mail: slarson@sandiego.gov

Phone: 619-533-7475

**Water
Municipal Water**

72-920.0 Black Mountain Water Treatment Plant

Council District: 5

Community Plan: Rancho Bernardo



Description: This project provides for purchasing land for the possible future development of a water treatment plant to serve Rancho Bernardo, possible portions of Sabre Springs, and the Rancho Penasquitos communities. Portions of this area currently receive most of their potable water directly from San Diego County Water Authority (SDCWA) connections.

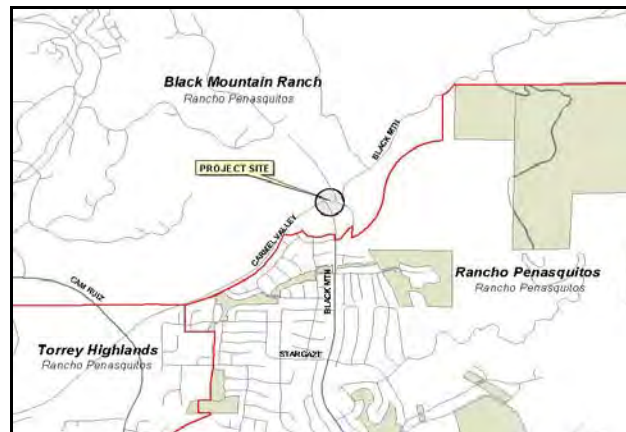
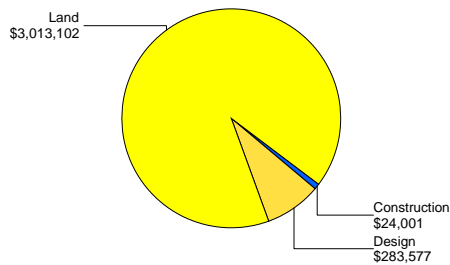
Justification: The Strategic Plan for Water Supply, adopted by the City Council in 1997, has a goal of reducing dependence on the SDCWA as a potable water purveyor. Purchasing this available land now will allow construction to proceed once engineering studies are completed and the project is approved by the City Council. This project is required to provide an adequate supply of potable water to the residents of the City of San Diego.

Operating Budget Effect: The impact on the operating budget will be determined when the project is more clearly defined.

Relationship to General and Community Plans: This project is consistent with the Rancho Bernardo Community Plan and the Strategic Plan for Water Supply, and is in conformance with the City's Progress Guide and General Plan.

Scheduling: Land acquisition was completed in Fiscal Year 2002. The property is scheduled to be fenced in Fiscal Year 2006.

**Expenditure by Work Code
Project Life**



Expenditures by Revenue Source							
Revenue Source/Tag	Exp/Enc	Con Appn	FY2006	FY2007	FY2008	FY2009	FY2010
WATER-E	3,076,033	220,646		24,001			
Total	3,076,033	220,646		24,001			
Work Codes	DL	D		C			
Revenue Source/Tag	FY2011	FY2012	FY2013	FY2014	FY2015	FY2016	Total
WATER-E							3,320,680
Total							3,320,680
Work Codes							

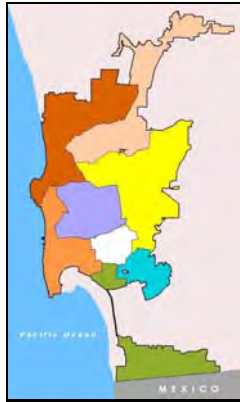
Contact: Steve Larson

E-Mail: slarson@sandiego.gov

Phone: 619-533-7475

Water
Municipal Water
73-347.0 CIP Program Management

Council District: Citywide **Community Plan:** Citywide



Description: This project provides for activities performed by consultants relating to the preparation and management of the Capital Improvements Program, value engineering, and program management. The project also provides for specialized studies and activities relating to financing, organization and management structure, scheduling, engineering, cost estimation, bond funding, and Capital Improvements Program impact on operations and maintenance.

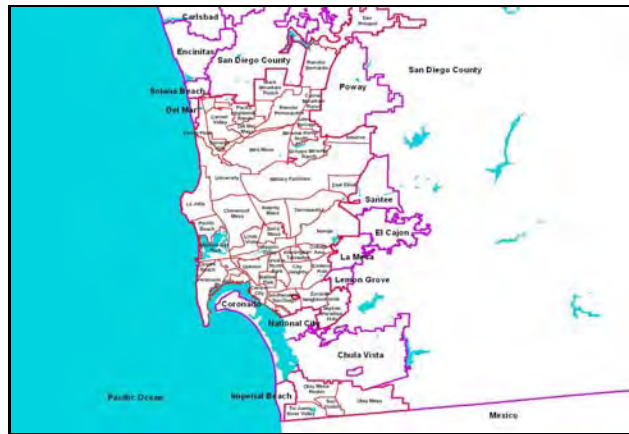
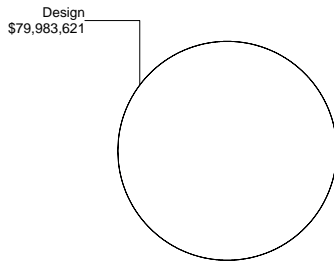
Justification: These activities are required to plan and implement the Water Department Capital Improvements Program, which is in excess of \$1,000,000,000, in conformance with the Strategic Plan for Water Supply.

Operating Budget Effect: The operating budget effect is estimated to be minimal.

Relationship to General and Community Plans: This project is in conformance with the City's Progress Guide and General Plan.

Scheduling: Program planning and design are scheduled through Fiscal Year 2016.

**Expenditure by Work Code
Project Life**



Expenditures by Revenue Source							
Revenue Source/Tag	Exp/Enc	Con Appn	FY2006	FY2007	FY2008	FY2009	FY2010
WATER-E	10,559,643	1,435,443		1,200,000	1,200,000	1,200,000	1,200,000
WATER-R	24,639,168	3,349,367		2,800,000	2,800,000	2,800,000	2,800,000
Total	35,198,811	4,784,810		4,000,000	4,000,000	4,000,000	4,000,000
Work Codes	D	D		D	D	D	D
Revenue Source/Tag	FY2011	FY2012	FY2013	FY2014	FY2015	FY2016	Total
WATER-E	1,200,000	1,200,000	1,200,000	1,200,000	1,200,000	1,200,000	23,995,086
WATER-R	2,800,000	2,800,000	2,800,000	2,800,000	2,800,000	2,800,000	55,988,535
Total	4,000,000	4,000,000	4,000,000	4,000,000	4,000,000	4,000,000	79,983,621
Work Codes	D	D	D	D	D	D	

Contact: Steve Larson

E-Mail: slarson@san Diego.gov

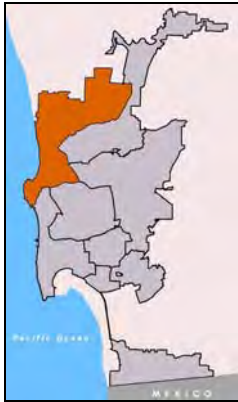
Phone: 619-533-7475

**Water
Municipal Water**

70-964.0 Del Mar Mesa 30-Inch Water Transmission Line

Council District: 1

Community Plan: Del Mar Mesa



Description: This project provides for the construction of approximately 11,200 linear feet of 30-inch diameter water transmission pipeline in Carmel Mountain Road and Camino Santa Fe within the Del Mar Mesa Community, to provide capacity for both Del Mar Mesa and Pacific Highlands Ranch.

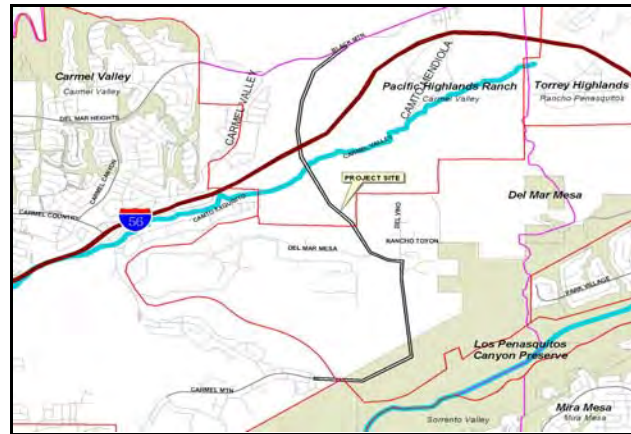
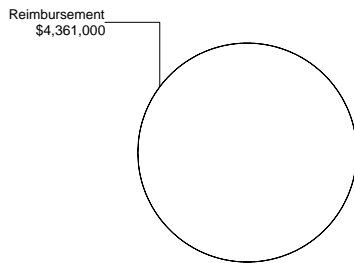
Justification: The pipeline is required to provide capacity in the water system to adequately supply the demand resulting from the build-out of the Del Mar Mesa and Pacific Highlands Ranch communities.

Operating Budget Effect: The operating budget effect is estimated to be minimal.

Relationship to General and Community Plans: This project is consistent with the Del Mar Mesa and Pacific Highlands Ranch Community Plans and is in conformance with the City's Progress Guide and General Plan.

Scheduling: Design and construction are scheduled to begin in Fiscal Year 2004 and continue through Fiscal Year 2009.

**Expenditure by Work Code
Project Life**



Expenditures by Revenue Source							
Revenue Source/Tag	Exp/Enc	Con Appn	FY2006	FY2007	FY2008	FY2009	FY2010
FBA 09		757,000					
FBA 11						3,604,000	
Total		757,000				3,604,000	
Work Codes		R				R	
Revenue Source/Tag	FY2011	FY2012	FY2013	FY2014	FY2015	FY2016	Total
FBA 09							757,000
FBA 11							3,604,000
Total							4,361,000
Work Codes							

Contact: Chris Gascon

E-Mail: CGascon@sandiego.gov

Phone: 619-533-7417

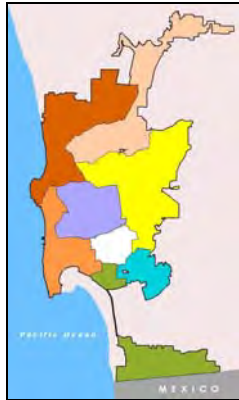
Water

Municipal Water

73-319.0 El Capitan Reservoir - Road Improvements

Council District: None

Community Plan: No Community Planning Area



Description: This project provides for widening the existing access road to El Capitan Reservoir.

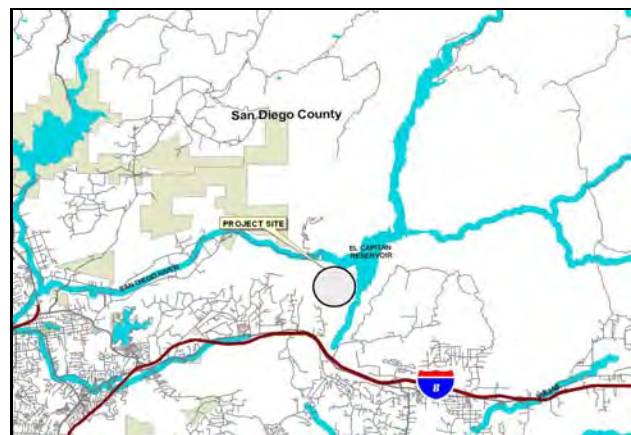
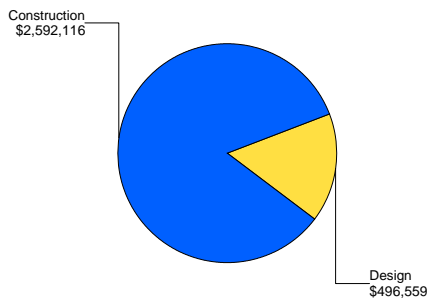
Justification: The existing access road is narrow and has become a safety concern. Widening the road will provide better accessibility to the reservoir, better accommodate the recreation activities, and assist maintenance efforts for the reservoir.

Operating Budget Effect: The operating budget effect is estimated to be minimal.

Relationship to General and Community Plans: This project is in conformance with the City's Progress Guide and General Plan.

Scheduling: Design began in Fiscal Year 2000 and was completed in Fiscal Year 2001. Construction will begin in Fiscal Year 2009 and is scheduled to be completed in Fiscal Year 2010.

**Expenditure by Work Code
Project Life**



Expenditures by Revenue Source							
Revenue Source/Tag	Exp/Enc	Con Appn	FY2006	FY2007	FY2008	FY2009	FY2010
WATER-R	516,165					2,469,716	102,794
Total	516,165					2,469,716	102,794
Work Codes	CD					C	C
Revenue Source/Tag	FY2011	FY2012	FY2013	FY2014	FY2015	FY2016	Total
WATER-R							3,088,675
Total							3,088,675
Work Codes							

Contact: Steve Larson

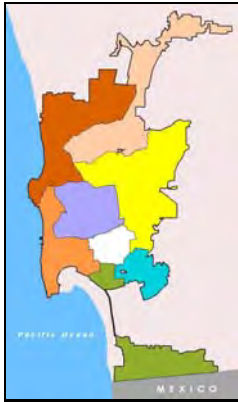
E-Mail: slarson@sandiego.gov

Phone: 619-533-7475

**Water
Municipal Water**

75-932.0 Groundwater Asset Development Program

Council District: Citywide **Community Plan:** Citywide



Description: This project provides for investigative work related to legal, technical, regulatory, institutional and water quality issues in order to find the most effective ways to increase the local water supply.

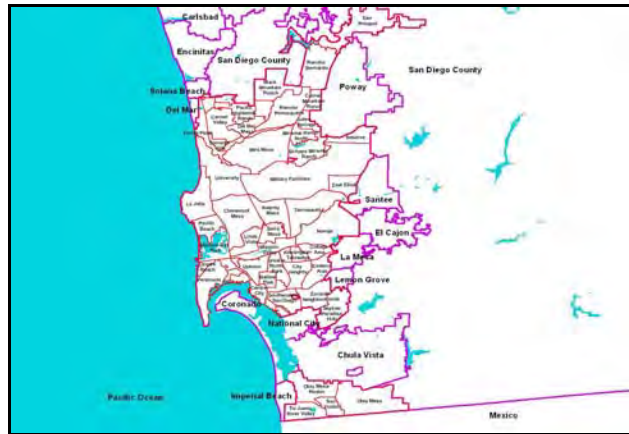
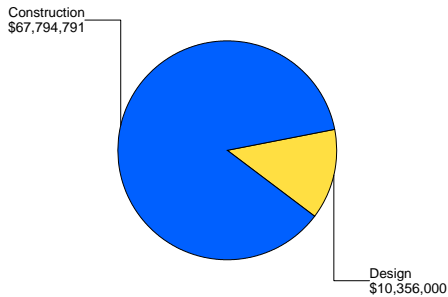
Justification: The City imports 90 percent of its water from the Colorado River and the State Water Project. The City has access to nine under-utilized groundwater assets that could be developed to supply new yield, seasonal storage or carryover storage.

Operating Budget Effect: The operating budget effect will be determined upon completion of design.

Relationship to General and Community Plans: This project is in conformance with the City's Progress Guide and General Plan.

Scheduling: Research, design, and development began in Fiscal Year 2001 and will continue through Fiscal Year 2005 and beyond. Exploration, design, and construction will be accomplished as specific projects are defined.

**Expenditure by Work Code
Project Life**



Expenditures by Revenue Source							
Revenue Source/Tag	Exp/Enc	Con Appn	FY2006	FY2007	FY2008	FY2009	FY2010
WATER-R	4,931,650	1,024,350		4,494,791		3,000,000	12,000,000
Total	4,931,650	1,024,350		4,494,791		3,000,000	12,000,000
Work Codes	D	D		CD		CD	CD
Revenue Source/Tag	FY2011	FY2012	FY2013	FY2014	FY2015	FY2016	Total
WATER-R	19,800,000	13,100,000	1,800,000	1,000,000	9,000,000	8,000,000	78,150,791
Total	19,800,000	13,100,000	1,800,000	1,000,000	9,000,000	8,000,000	78,150,791
Work Codes	C	C	C	C	C	C	

Contact: Steve Larson

E-Mail: slarson@san Diego.gov

Phone: 619-533-7475

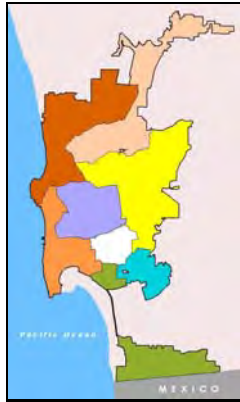
Water

Municipal Water

73-343.0 Lower Otay Reservoir - Emergency Outlet Improvements

Council District: None

Community Plan: No Community Planning Area



Description: This project provides for increased draw-down capability by installing dual 48-inch drain pipes through the existing auxiliary spillway bulkheads and intake screens on the upstream end. The length of each pipe will be 70 feet.

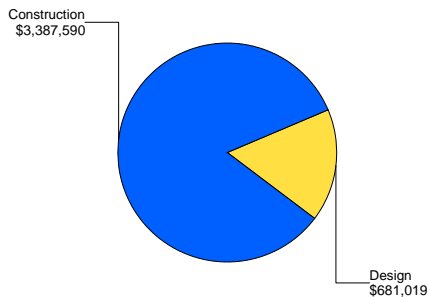
Justification: The State Department of Safety of Dams requires an emergency draw-down capability of 10 percent of reservoir capacity in ten days. Lower Otay Reservoir (backed up by Savage Dam) requires 56 days for 10 percent draw down. This presents a risk of dam failure.

Operating Budget Effect: The operating budget effect will be determined upon completion of design.

Relationship to General and Community Plans: This project is in conformance with the City's Progress Guide and General Plan.

Scheduling: Design began in Fiscal Year 2001 and will be completed in Fiscal Year 2008. Construction is scheduled to begin in Fiscal Year 2009 and be completed in Fiscal Year 2010.

**Expenditure by Work Code
Project Life**



Expenditures by Revenue Source							
Revenue Source/Tag	Exp/Enc	Con Appn	FY2006	FY2007	FY2008	FY2009	FY2010
WATER-R	480,876	200,143			264,498	852,517	2,270,575
Total	480,876	200,143			264,498	852,517	2,270,575
Work Codes	D	D			C	C	C
Revenue Source/Tag	FY2011	FY2012	FY2013	FY2014	FY2015	FY2016	Total
WATER-R							4,068,609
Total							4,068,609
Work Codes							

Contact: Steve Larson

E-Mail: slarson@san Diego.gov

Phone: 619-533-7475

**Water
Municipal Water**

70-910.5 Miramar Pipeline Improvements - Phase III

Council District: 5

Community Plan: Mira Mesa



Description: This project provides for replacing or rehabilitating 14,400 linear feet of existing 51-inch diameter pre-stressed concrete cylinder pipe on Mira Mesa Boulevard between Stadium Street and Westonhill Drive. A pipeline condition assessment will be performed prior to initiating design. There will be phase funding in the amount of \$350,750 with HDR Engineering in this project.

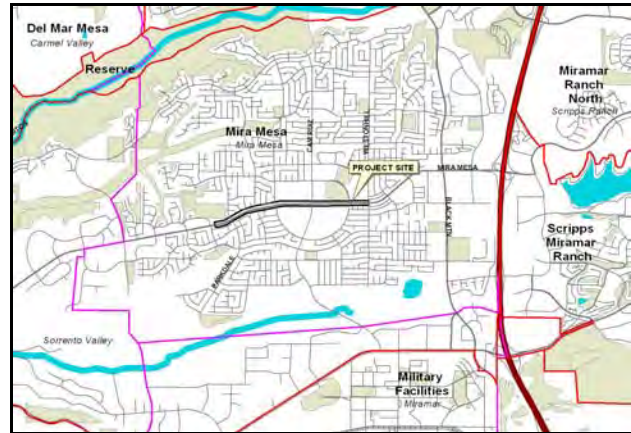
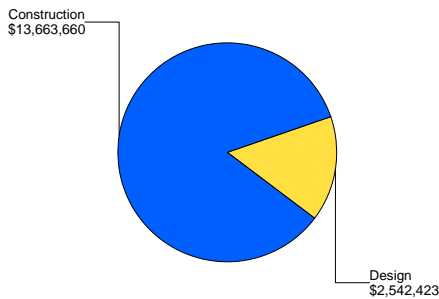
Justification: These improvements are necessary to prevent water pipe breaks, and to assure a continuous water supply to the Mira Mesa Community.

Operating Budget Effect: The operating budget effect will be determined upon completion of design.

Relationship to General and Community Plans: This project is consistent with the Mira Mesa Community Plan, and it is in conformance with the City's Progress Guide and General Plan.

Scheduling: Preliminary planning began in Fiscal Year 1994 and was completed in Fiscal Year 2001. Major pipeline inspections began in Fiscal Year 2005 and are scheduled to be completed in Fiscal Year 2006 following construction of the Black Mountain Road Pipeline projects (CIP 70-945.0 and CIP 73-341.0). Design and construction is scheduled to begin in Fiscal Year 2007 and be completed in Fiscal Year 2010.

**Expenditure by Work Code
Project Life**



Expenditures by Revenue Source							
Revenue Source/Tag	Exp/Enc	Con Appn	FY2006	FY2007	FY2008	FY2009	FY2010
UNAPPR			350,750				
WATER-R	959,260	467,923	264,490	2,023,368	7,554,378	4,585,694	220
Total	959,260	467,923	615,240	2,023,368	7,554,378	4,585,694	220
Work Codes	D	D	D	CD	C	C	C
Revenue Source/Tag	FY2011	FY2012	FY2013	FY2014	FY2015	FY2016	Total
UNAPPR							350,750
WATER-R							15,855,333
Total							16,206,083
Work Codes							

Contact: Steve Larson

E-Mail: slarson@sandiego.gov

Phone: 619-533-7475

Water

Municipal Water

70-910.6 Miramar Pipeline Improvements - Phase IV

Council District: 5

Community Plan: Mira Mesa



Description: This project provides for replacing or rehabilitating 12,470 linear feet of existing 51-inch diameter prestressed concrete cylinder pipe along Mira Mesa Boulevard and Scripps Lake Drive. The decision to replace or rehabilitate will be made based on a condition assessment of the pipeline including a physical inspection.

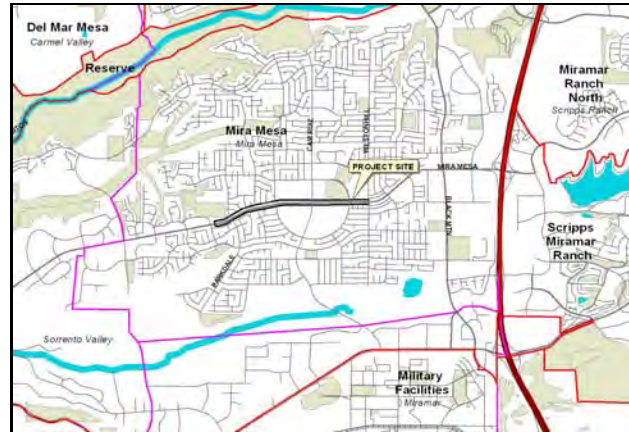
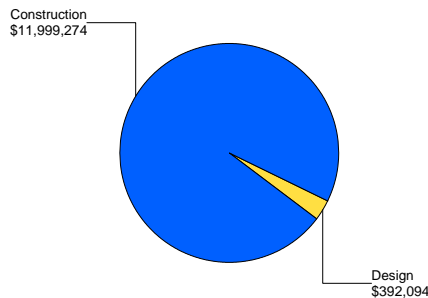
Justification: These improvements are necessary to prevent water pipe breaks and to assure a continuous water supply to the Mira Mesa Community.

Operating Budget Effect: The operating budget effect will be determined upon completion of design.

Relationship to General and Community Plans: This project is consistent with the Mira Mesa Community Plan, and it is in conformance with the City's Progress Guide and General Plan.

Scheduling: Preliminary design began in Fiscal Year 1994 and was completed in Fiscal Year 2001. Design is scheduled to begin in Fiscal Year 2007, following construction of the Black Mountain Road Pipeline projects (CIP 70-945.0 and CIP 73-341.0). Construction is scheduled to begin in Fiscal Year 2008 and be completed in Fiscal Year 2011.

**Expenditure by Work Code
Project Life**



Expenditures by Revenue Source							
Revenue Source/Tag	Exp/Enc	Con Appn	FY2006	FY2007	FY2008	FY2009	FY2010
WATER-R		174,437		993,240	1,767,544	9,451,490	4,588
Total		174,437		993,240	1,767,544	9,451,490	4,588
Work Codes		D		CD	C	C	C
Revenue Source/Tag	FY2011	FY2012	FY2013	FY2014	FY2015	FY2016	Total
WATER-R	69						12,391,368
Total	69						12,391,368
Work Codes	C						

Contact: Steve Larson

E-Mail: slarson@sandiego.gov

Phone: 619-533-7475

73-284.0 Miramar Water Treatment Plant - Upgrade and Expansion

Council District: 5

Community Plan: Scripps Miramar Ranch



Description: This project provides for expanding the capacity of the Miramar Water Treatment Plant and upgrading the existing facilities. There will be phase funding in the amount of \$3,500,000 with Camp Dresser & McKee, \$2,000,000 with Montgomery Watson Harza, and \$26,143,131 with Archer Western Contractors in this project.

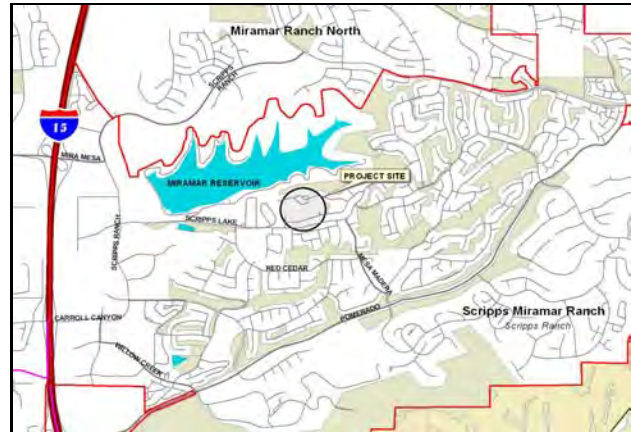
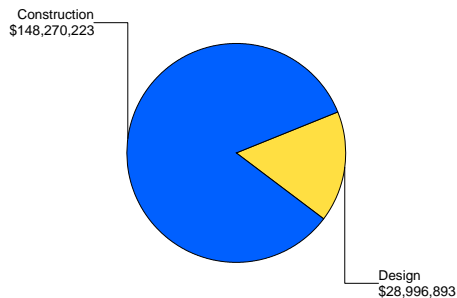
Justification: The Safe Drinking Water Act dictates the need to upgrade the existing treatment plant. Also, increasing demands on the plant by the rapidly growing North City area necessitate its expansion.

Operating Budget Effect: The operating budget effect will be determined upon completion of design.

Relationship to General and Community Plans: This project is consistent with the Scripps Miramar Ranch Community Plan, and it is in conformance with the City's Progress Guide and General Plan.

Scheduling: Design began in Fiscal Year 1997 and is continuing through subsequent phases of work. Construction began on the initial phase of work in Fiscal Year 2001 and is scheduled to be completed in Fiscal Year 2012.

**Expenditure by Work Code
Project Life**



Expenditures by Revenue Source							
Revenue Source/Tag	Exp/Enc	Con Appn	FY2006	FY2007	FY2008	FY2009	FY2010
UNAPPR		37,308,694	31,143,313				
WATER-E	8,968,665		367,661	10,441,567	7,259,118	6,953,864	2,845,188
WATER-R	17,409,761		713,696	20,268,924	14,091,228	13,498,677	5,523,013
Total	26,378,426	37,308,694	32,224,670	30,710,491	21,350,346	20,452,541	8,368,201
Work Codes	CD	C	C	CD	CD	CD	C
Revenue Source/Tag	FY2011	FY2012	FY2013	FY2014	FY2015	FY2016	Total
UNAPPR							68,452,007
WATER-E	153,606	7,468					36,997,137
WATER-R	298,175	14,498					71,817,972
Total	451,781	21,966					177,267,116
Work Codes	C	C					

Contact: Steve Larson

E-Mail: slarson@sandiego.gov

Phone: 619-533-7475

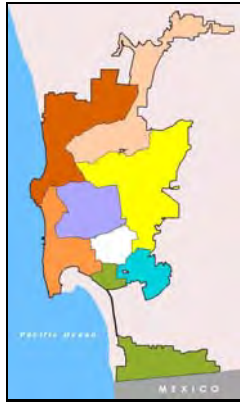
Water

Municipal Water

73-321.0 Morena Reservoir Outlet Tower Upgrade

Council District: None

Community Plan: No Community Planning Area



Description: This project provides for upgrading the electrical system and replacing the outlet tower pipes, valves, and platforms. It also provides for rehabilitating a grotto that has formed and extends under the dam.

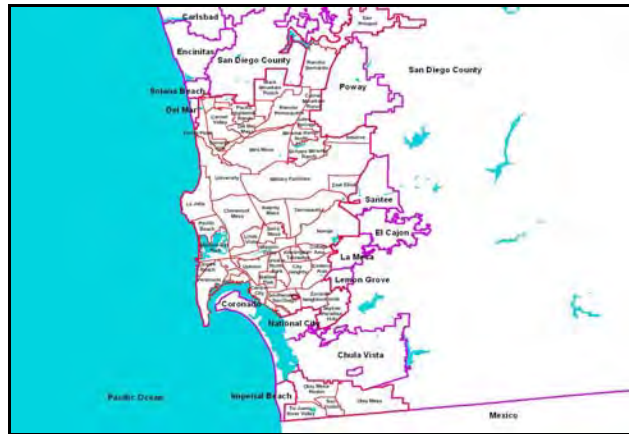
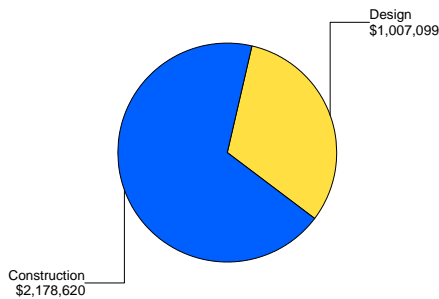
Justification: The aging outlet tower components are in need of replacement for safety and ease of operation. Furthermore, the electrical system needs to be upgraded to meet current standards, provide better control, and provide safety and better accessibility. Grotto rehabilitation is required for dam safety.

Operating Budget Effect: The operating budget effect is estimated to be minimal.

Relationship to General and Community Plans: This project is in conformance with the City's Progress Guide and General Plan.

Scheduling: Design began in Fiscal Year 2001 and will be completed in Fiscal Year 2012. Construction is scheduled to begin in Fiscal Year 2012 and be completed in Fiscal Year 2014.

**Expenditure by Work Code
Project Life**



Expenditures by Revenue Source							
Revenue Source/Tag	Exp/Enc	Con Appn	FY2006	FY2007	FY2008	FY2009	FY2010
WATER-R	460,324	141,978					
Total	460,324	141,978					
Work Codes	D	D					
Revenue Source/Tag	FY2011	FY2012	FY2013	FY2014	FY2015	FY2016	Total
WATER-R	13,808	790,989	1,714,812	63,808			3,185,719
Total	13,808	790,989	1,714,812	63,808			3,185,719
Work Codes	D	CD	C	C			

Contact: Steve Larson

E-Mail: slarson@sandiego.gov

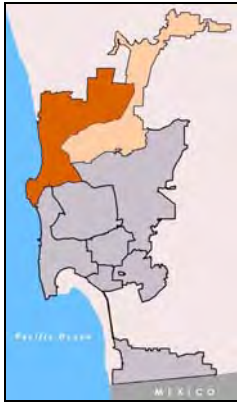
Phone: 619-533-7475

**Water
Municipal Water**

70-963.0 North City Pipeline Improvements

Council District: 1, 5

Community Plan: Citywide



Description: Construction of the 610 zone improvements will be done to improve the City's water infrastructure for the North City area.

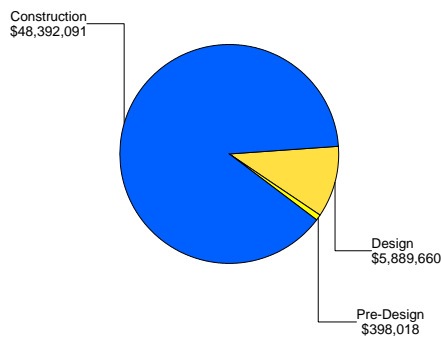
Justification: Future growth for the North City makes it important to expand water infrastructure needed to improve the City's current hydraulic deficiencies and to meet future water demands.

Operating Budget Effect: The operating budget effect is estimated to be minimal.

Relationship to General and Community Plans: This project is consistent with the Black Mountain Ranch, Carmel Mountain Ranch, Carmel Valley, Fairbanks Country Club, La Jolla, Miramar Ranch North, Pacific Highlands Ranch, Rancho Bernardo, Rancho Penasquitos, Sabre Springs, Scripps Miramar Ranch, Torrey Highlands, Torrey Pines, and Via de la Valle community plans and the Los Penasquitos Canyon Preserve plan. It is in conformance with the City's Progress Guide and General Plan.

Scheduling: Initial planning work began in Fiscal Year 2003 and will continue through Fiscal Year 2009. Design is scheduled to begin in Fiscal Year 2009 and construction is anticipated to begin in Fiscal Year 2011 and be completed in Fiscal Year 2014.

**Expenditure by Work Code
Project Life**



Expenditures by Revenue Source							
Revenue Source/Tag	Exp/Enc	Con Appn	FY2006	FY2007	FY2008	FY2009	FY2010
WATER-R		398,018				5,590,605	299,055
Total		398,018				5,590,605	299,055
Work Codes		P				D	D
Revenue Source/Tag	FY2011	FY2012	FY2013	FY2014	FY2015	FY2016	Total
WATER-R	11,104,577	27,587,078	9,692,693	7,743			54,679,769
Total	11,104,577	27,587,078	9,692,693	7,743			54,679,769
Work Codes	C	C	C	C			

Contact: Steve Larson

E-Mail: slarson@san Diego.gov

Phone: 619-533-7475

Water

Municipal Water

73-286.0 Otay Second Pipeline Improvements

Council District: 4, 8

Community Plan: Skyline/Paradise Hills, Southeastern San Diego



Description: This project provides for evaluating the condition of existing pipelines and for making appropriate upgrades and replacements to the pipeline south of State Route 94.

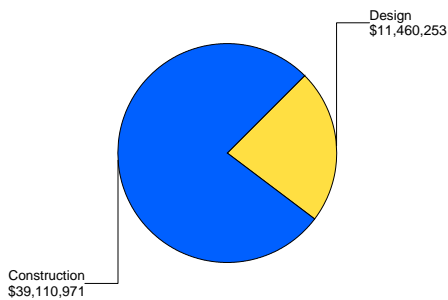
Justification: This pipeline was originally installed in 1928, and has exceeded its useful life expectancy of 60 years. Breaks in the pipeline have revealed severe pipe corrosion in certain locations.

Operating Budget Effect: The operating budget effect is estimated to be minimal.

Relationship to General and Community Plans: This project is consistent with the Skyline/Paradise Hills and Southeastern San Diego Community Plans, and it is in conformance with the City's Progress Guide and General Plan.

Scheduling: Engineering studies and design began in Fiscal Year 1999 and were completed in Fiscal Year 2003. Construction began in Fiscal Year 2004 and be completed in Fiscal Year 2013. However, this scheduling is contingent on the assessed condition of the pipeline.

Expenditure by Work Code Project Life



Expenditures by Revenue Source							
Revenue Source/Tag	Exp/Enc	Con Appn	FY2006	FY2007	FY2008	FY2009	FY2010
WATER-R	8,665,380	3,609,787		16,903,867	825,223	860,211	4,456,756
Total	8,665,380	3,609,787		16,903,867	825,223	860,211	4,456,756
Work Codes	CD	CD		CD	D	D	C
Revenue Source/Tag	FY2011	FY2012	FY2013	FY2014	FY2015	FY2016	Total
WATER-R	7,750,000	5,700,000	1,800,000				50,571,224
Total	7,750,000	5,700,000	1,800,000				50,571,224
Work Codes	C	C	C				

Contact: Steve Larson

E-Mail: slarson@sandiego.gov

Phone: 619-533-7475

**Water
Municipal Water**

73-285.0 Otay Water Treatment Plant - Upgrade and Expansion

Council District: None **Community Plan:** No Community Planning Area

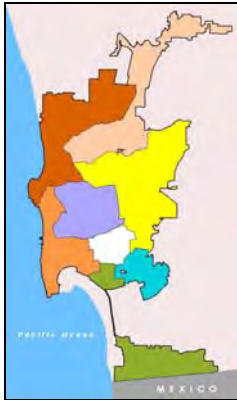
Description: This project provides for upgrading the treatment processes at the Otay Water Treatment Plant to comply with the Safe Drinking Water Act standards.

Justification: New standards required by the Safe Drinking Water Act dictate the need to upgrade the existing water treatment plant standards.

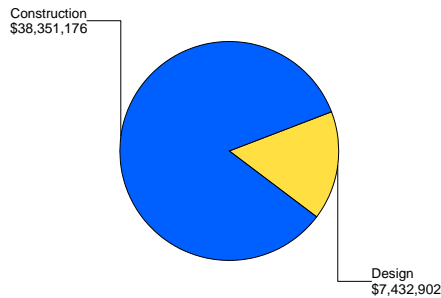
Operating Budget Effect: The operating budget effect is estimated to be minimal.

Relationship to General and Community Plans: This project is in conformance with the City's Progress Guide and General Plan.

Scheduling: Design began in Fiscal Year 2001 and is continuing through subsequent phases of work. Construction will begin on the initial phase of work in Fiscal Year 2008 and is scheduled to be completed in Fiscal Year 2016.



**Expenditure by Work Code
Project Life**



Expenditures by Revenue Source							
Revenue Source/Tag	Exp/Enc	Con Appn	FY2006	FY2007	FY2008	FY2009	FY2010
UNAPPR		2,102,356					
WATER-R	2,699,208	1,832,986		33,694	8,602,644	10,559,635	6,857,242
Total	2,699,208	3,935,342		33,694	8,602,644	10,559,635	6,857,242
Work Codes	D	CD		D	C	CD	CD
Revenue Source/Tag	FY2011	FY2012	FY2013	FY2014	FY2015	FY2016	Total
UNAPPR							2,102,356
WATER-R	1,142,531	18,479	366,902	738,772	3,620,634	7,208,995	43,681,722
Total	1,142,531	18,479	366,902	738,772	3,620,634	7,208,995	45,784,078
Work Codes	C	C	C	C	C	C	

Contact: Steve Larson

E-Mail: slarson@san Diego.gov

Phone: 619-533-7475

Water

Municipal Water

73-346.0 Parkland Pump Station

Council District: 4

Community Plan: Skyline/Paradise Hills



Description: This project provides for upgrading the existing pump stations to better meet current and future water distribution needs in the Paradise Hills area.

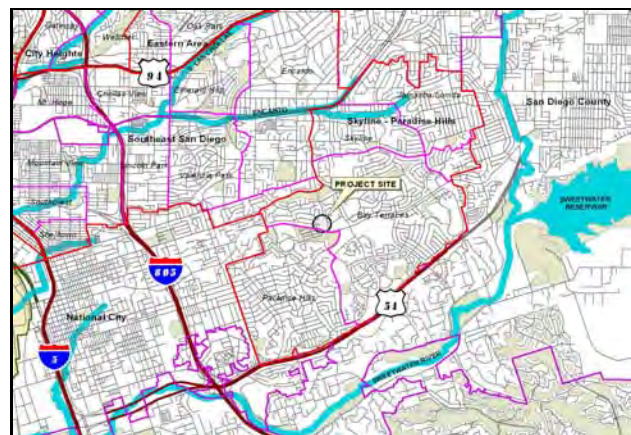
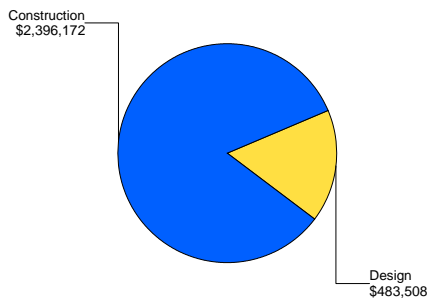
Justification: Growth and development in the Paradise Hills area have overburdened the capacity of the existing pump plants.

Operating Budget Effect: The operating budget effect is estimated to be minimal.

Relationship to General and Community Plans: This project is consistent with the Skyline/Paradise Hills Community Plan, and it is in conformance with the City's Progress Guide and General Plan.

Scheduling: Design began in Fiscal Year 2000 and was completed in Fiscal Year 2002. Construction is scheduled to begin in Fiscal Year 2008 and be completed in Fiscal Year 2009.

**Expenditure by Work Code
Project Life**



Expenditures by Revenue Source							
Revenue Source/Tag	Exp/Enc	Con Appn	FY2006	FY2007	FY2008	FY2009	FY2010
WATER-R	482,000	1,508			541,306	1,854,866	
Total	482,000	1,508			541,306	1,854,866	
Work Codes	D	D			C	C	
Revenue Source/Tag	FY2011	FY2012	FY2013	FY2014	FY2015	FY2016	Total
WATER-R							2,879,680
Total							2,879,680
Work Codes							

Contact: Steve Larson

E-Mail: slarson@sandiego.gov

Phone: 619-533-7475

**Water
Municipal Water**

73-328.0 Rancho Bernardo Reservoir Rehabilitation

Council District: None

Community Plan: No Community Planning Area



Description: This project will replace the ten million gallon concrete reservoir with two five million gallon pre-stressed circular tanks.

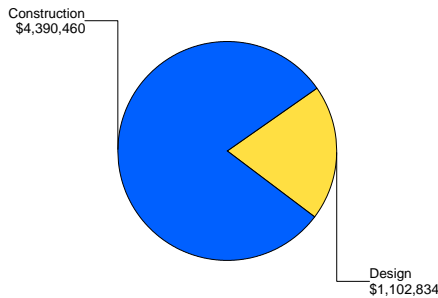
Justification: This rehabilitation project will extend the service life of the existing reservoir and reduce the maintenance required to keep it in safe operating condition.

Operating Budget Effect: The operating budget effect is estimated to be minimal.

Relationship to General and Community Plans: This project is consistent with the Rancho Bernardo Community Plan, and it is in conformance with the City's Progress Guide and General Plan.

Scheduling: Design began in Fiscal Year 2000, and was completed in Fiscal Year 2005. Construction is scheduled to begin in Fiscal Year 2008.

**Expenditure by Work Code
Project Life**



Expenditures by Revenue Source							
Revenue Source/Tag	Exp/Enc	Con Appn	FY2006	FY2007	FY2008	FY2009	FY2010
WATER-R	624,000	478,834		4,390,460			
Total	624,000	478,834		4,390,460			
Work Codes	D	D		C			
Revenue Source/Tag	FY2011	FY2012	FY2013	FY2014	FY2015	FY2016	Total
WATER-R							5,493,294
Total							5,493,294
Work Codes							

Contact: Steve Larson

E-Mail: slarson@sandiego.gov

Phone: 619-533-7475

Water

Municipal Water

73-342.0 Rancho Penasquitos Pump Station

Council District: 1, 5

Community Plan: Mira Mesa, Rancho Penasquitos



Description: This project provides for the construction of a new water pump station.

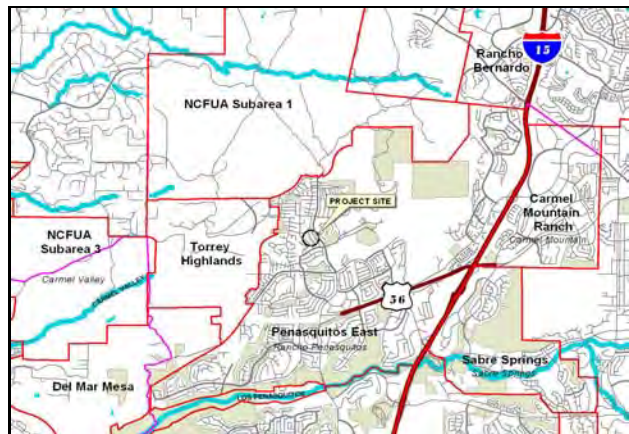
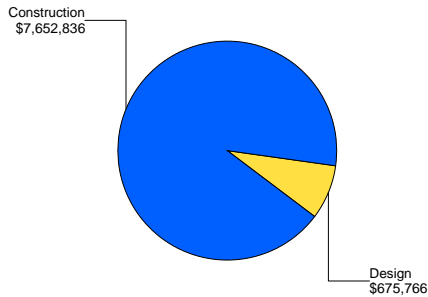
Justification: This plant is required to deliver treated water from the Miramar Water Treatment Plant to the service area. This delivery of Miramar Water Treatment Plant water will reduce dependency on imported filtered water and will support future development and growth.

Operating Budget Effect: The operating budget effect is estimated to be minimal.

Relationship to General and Community Plans: This project is consistent with the Rancho Penasquitos and Mira Mesa Community Plans, and it is in conformance with the City's Progress Guide and General Plan.

Scheduling: Design began in Fiscal Year 2001 and is continuing through Fiscal Year 2005. Construction is scheduled to begin in Fiscal Year 2007 and be completed in Fiscal Year 2009.

**Expenditure by Work Code
Project Life**



Expenditures by Revenue Source							
Revenue Source/Tag	Exp/Enc	Con Appn	FY2006	FY2007	FY2008	FY2009	FY2010
WATER-R	10,000	1,765,225		5,046,370	127,282	1,014	
Total	10,000	1,765,225		5,046,370	127,282	1,014	
Work Codes	D	CD	C	C	C	C	
Revenue Source/Tag	FY2011	FY2012	FY2013	FY2014	FY2015	FY2016	Total
WATER-R							6,949,891
Total							6,949,891
Work Codes							

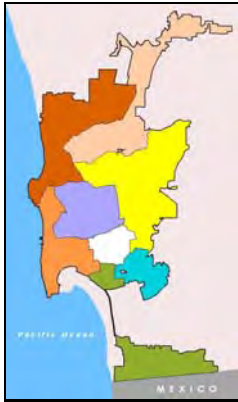
Contact: Steve Larson

E-Mail: slarson@sandiego.gov

Phone: 619-533-7475

**Water
Municipal Water
73-291.0 Reservoir Water Quality Systems**

Council District: None **Community Plan:** No Community Planning Area



Description: This project provides for improvements to enhance water quality at the San Vicente Reservoir, Otay Reservoir and El Capitan Reservoir.

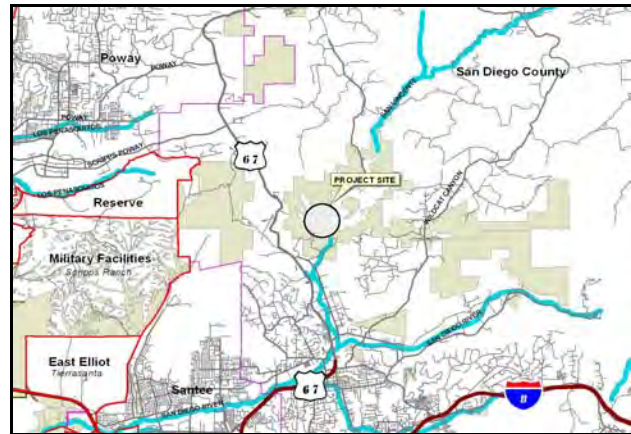
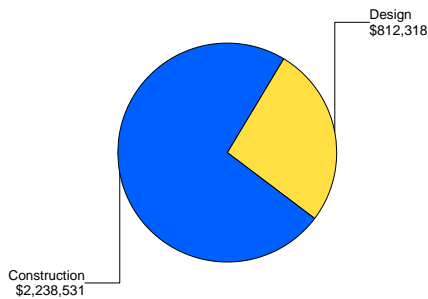
Justification: Source contaminants from unprotected watersheds contaminate raw water storage, degrading water quality. This degradation places greater burden on the water treatment process. Also, quality of stored water degrades as time passes. Once appropriate technology is identified for enhancing the degraded lake water quality, this project will implement the technology.

Operating Budget Effect: See the operating budget effect table.

Relationship to General and Community Plans: This project is in conformance with the City's Progress Guide and General Plan.

Scheduling: Design began in Fiscal Year 2001 and was completed in Fiscal Year 2004. Construction is scheduled to begin in Fiscal Year 2014 and will continue through Fiscal Year 2016.

**Expenditure by Work Code
Project Life**



Expenditures by Revenue Source							
Revenue Source/Tag	Exp/Enc	Con Appn	FY2006	FY2007	FY2008	FY2009	FY2010
WATER-R	746,750	65,568					
Total	746,750	65,568					
Work Codes	D	D					
Revenue Source/Tag	FY2011	FY2012	FY2013	FY2014	FY2015	FY2016	Total
WATER-R				204,271	2,033,492	768	3,050,849
Total				204,271	2,033,492	768	3,050,849
Work Codes				C	C	C	

Operating Budget Effect				
Fiscal Year	Operating Costs	Maintenance Costs	Other Department	Total
2015				
Staffing	-	-	-	-
PE	\$ 1,000	\$ -	\$ -	\$ 1,000
NPE	\$ 1,000	\$ -	\$ -	\$ 1,000
Total Impact	\$ 2,000	\$ -	\$ -	\$ 2,000

Contact: Steve Larson

E-Mail: slarson@san Diego.gov

Phone: 619-533-7475

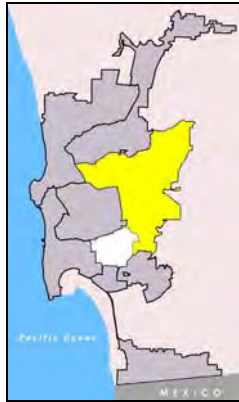
Water

Municipal Water

73-314.0 San Diego 17 Flow Control Facility and Pump Station

Council District: 3, 7

Community Plan: Mid-City, Navajo, College Area



Description: This project provides for the installation of a new water pump station at the Alvarado Water Treatment Plant to feed potable water into the County Water Authority's pipeline.

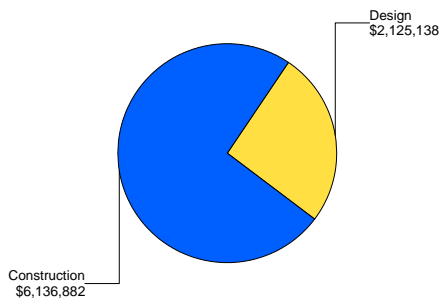
Justification: This pump plant will supply the Mid-City Pipeline project, serving the College Area and Mid-City communities.

Operating Budget Effect: The operating budget effect is estimated to be minimal.

Relationship to General and Community Plans: This project is consistent with the College Area, Mid-City and Navajo Community Plans, and it is in conformance with the City's Progress Guide and General Plan.

Scheduling: Design began in Fiscal Year 1999 and will be completed in Fiscal Year 2015. Construction will begin in Fiscal Year 2015.

**Expenditure by Work Code
Project Life**



Expenditures by Revenue Source							
Revenue Source/Tag	Exp/Enc	Con Appn	FY2006	FY2007	FY2008	FY2009	FY2010
WATER-E	465,802	151					
WATER-R	546,811	178					
Total	1,012,613	329					
Work Codes	D	D					
Revenue Source/Tag	FY2011	FY2012	FY2013	FY2014	FY2015	FY2016	Total
WATER-E				51,610	777,249	2,505,717	3,800,529
WATER-R				60,586	912,422	2,941,494	4,461,491
Total				112,196	1,689,671	5,447,211	8,262,020
Work Codes				D	CD	C	

Contact: Steve Larson

E-Mail: slarson@sandiego.gov

Phone: 619-533-7475

Water Municipal Water

73-301.0 Serra Mesa Pump Station

Council District: 6

Community Plan: Kearny Mesa, Mission Bay Park, Mission Valley, Tierrasanta



Description: This project provides for constructing a new water pump station under the Interstate 805 at Friars Road.

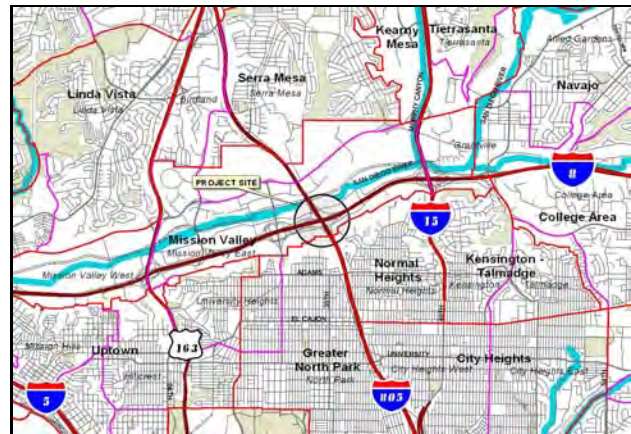
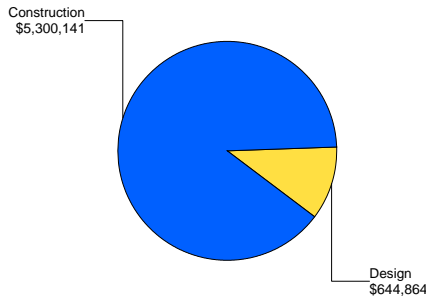
Justification: This pump plant is needed to provide additional water service to the Clairemont Mesa, La Jolla and Pacific Beach communities by pumping water from the Alvarado service area. This allows Miramar to better serve the northern portions of the City and improves system-wide flexibility.

Operating Budget Effect: The operating budget effect is estimated to be minimal.

Relationship to General and Community Plans: This project is consistent with the Kearny Mesa, Tierrasanta and Mission Valley Community Plans, and it is in conformance with the City's Progress Guide and General Plan.

Scheduling: Design began in Fiscal Year 1999 and was completed in Fiscal Year 2001. Land acquisition occurred in Fiscal Year 2002. Construction will begin in Fiscal Year 2012.

**Expenditure by Work Code
Project Life**



Expenditures by Revenue Source							
Revenue Source/Tag	Exp/Enc	Con Appn	FY2006	FY2007	FY2008	FY2009	FY2010
WATER-R	595,591	49,273					
Total	595,591	49,273					
Work Codes	D	D					
Revenue Source/Tag	FY2011	FY2012	FY2013	FY2014	FY2015	FY2016	Total
WATER-R		48,565	333,840	1,815,789	3,066,133	35,814	5,945,005
Total		48,565	333,840	1,815,789	3,066,133	35,814	5,945,005
Work Codes		C	C	C	C	C	

Contact: Steve Larson

E-Mail: slarson@sandiego.gov

Phone: 619-533-7475

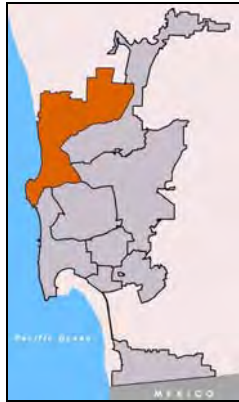
Water

Municipal Water

70-953.0 Torrey Pines Road/La Jolla Boulevard Water Main Replacement

Council District: 1

Community Plan: La Jolla



Description: This project provides for replacing approximately 31,496 linear feet of aged 16" cast iron pipe along Torrey Pines Road and La Jolla Boulevard. There will be phase funding in the amount of \$1,726,170 with El Cajon Grading & Engineering in this project.

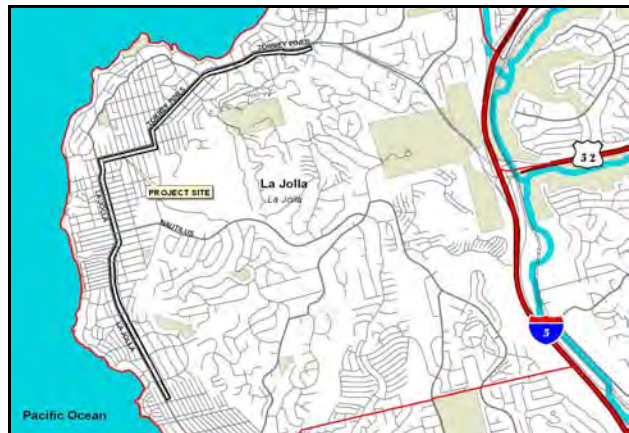
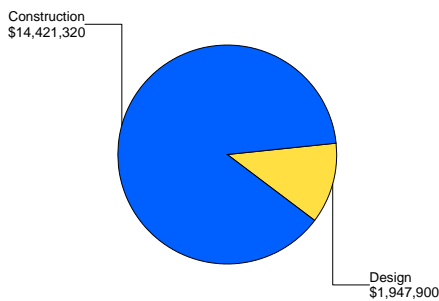
Justification: This pipeline improvement project is necessary to prevent water pipe breaks and to insure a continuous water supply to the La Jolla community.

Operating Budget Effect: The operating budget effect will be determined upon completion of design.

Relationship to General and Community Plans: This project is consistent with the La Jolla Community Plan, and it is in conformance with the City's Progress Guide and General Plan.

Scheduling: Design began in Fiscal Year 2001 and will continue through Fiscal Year 2006. Construction began in Fiscal Year 2003 and is scheduled to be completed in Fiscal Year 2010.

**Expenditure by Work Code
Project Life**



Expenditures by Revenue Source							
Revenue Source/Tag	Exp/Enc	Con Appn	FY2006	FY2007	FY2008	FY2009	FY2010
UNAPPR			1,726,170				
WATER-R	12,135,274	73,684	710,721	516,505	1,067,194	139,282	390
Total	12,135,274	73,684	2,436,891	516,505	1,067,194	139,282	390
Work Codes	CD	D	C	C	CD	C	C
Revenue Source/Tag	FY2011	FY2012	FY2013	FY2014	FY2015	FY2016	Total
UNAPPR							1,726,170
WATER-R							14,643,050
Total							16,369,220
Work Codes							

Contact: Steve Larson

E-Mail: slarson@sandiego.gov

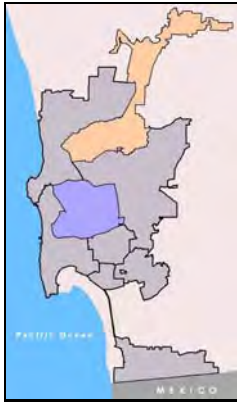
Phone: 619-533-7475

**Water
Municipal Water**

73-338.1 Water Department Development on Copely Drive

Council District: 5, 6

Community Plan: Kearny Mesa



Description: A feasibility study has been completed to determine the best way to build a Water Department central facility to be located in Kearny Mesa. The City Manager's Office is looking into an RFQ/RFP process to have a developer design and construct the facility for the City as a lease purchase. This facility would accommodate 800 employees, 340 vehicles and equipment currently located at Chollas Operations Station, Alvarado Operations Yard, Rose Canyon Operations Station, and the Comerica Bank Building at 600 B Street.

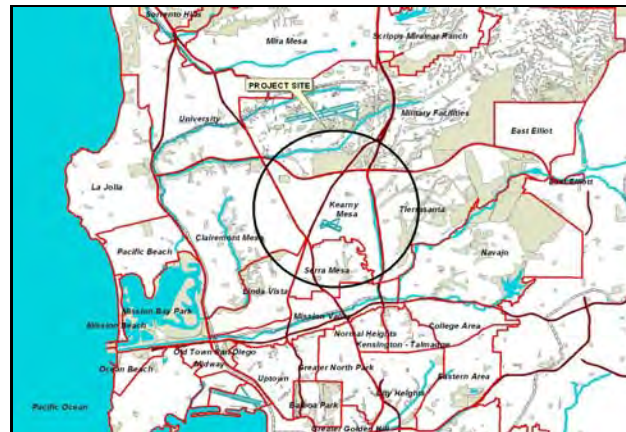
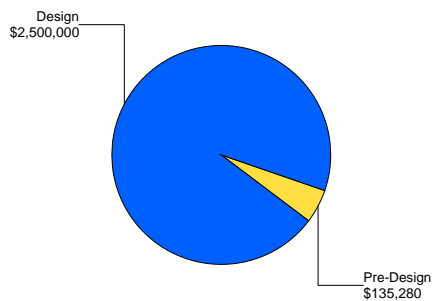
Justification: This project would consolidate all Water Department operations into one location. The consolidation would accomplish goals established by the Zero Based Management Review of the Water Department to improve warehouse, material storage and equipment salvage areas; to have a more central operations center; and to relocate the Business Operations and Customer Services Divisions field and customer service operations out of downtown for improved access and service for our customers. Other advantages include increased operational efficiency, elimination of overcrowding for both Water operations and operations of other departments which currently share sites with Water, cost savings, and flexibility for growth. Crowding will be reduced at both the Rose Canyon and Chollas Operations Stations, allowing other departments to take office and shop space now used by Water, and non-park uses could be removed from dedicated park land at the 20th & B Streets Operations Station.

Operating Budget Effect: The operating budget effect will be determined upon completion of design.

Scheduling: Any lease/buy back payments would be scheduled based upon any contract initiated with the selected developer.

Project Scheduled in Fiscal Year: Land acquisition was completed in Fiscal Year 1998 within CIP 73-338.0. Design and construction are anticipated to begin once a developer has been identified.

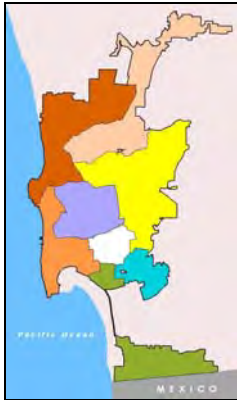
**Expenditure by Work Code
Project Life**



Expenditures by Revenue Source						
Revenue Source/Tag	Exp/Enc	Con Appn	FY2006	FY2007	FY2008	FY2009
WATER-R	80,000	2,500,000		55,280		
Total	80,000	2,500,000		55,280		
Work Codes	P	D		P		
Revenue Source/Tag	FY2011	FY2012	FY2013	FY2014	FY2015	FY2016
WATER-R						
Total						2,635,280
Work Codes						

**Water
Municipal Water
75-931.0 Water Department Security Upgrades**

Council District: Citywide **Community Plan:** Citywide



Description: This project provides for the construction and installation of miscellaneous security systems and equipment at various Water Department facilities throughout the City.

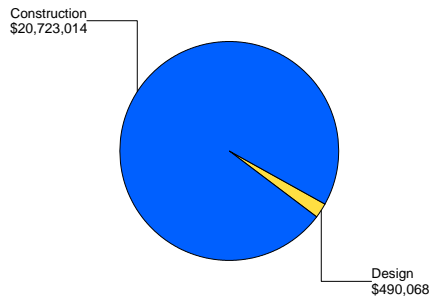
Justification: This project provides for improving security, controlling entry, and reducing opportunities for intrusion by unauthorized persons.

Operating Budget Effect: The operating budget effect is estimated to be minimal.

Relationship to General and Community Plans: This project is in conformance with the City's Progress Guide and General Plan.

Scheduling: Construction and installation began in Fiscal Year 2001 and will continue through Fiscal Year 2010.

**Expenditure by Work Code
Project Life**



Expenditures by Revenue Source							
Revenue Source/Tag	Exp/Enc	Con Appn	FY2006	FY2007	FY2008	FY2009	FY2010
WATER-E	5,358,490	4,470,068	2,644,524	2,000,000	2,740,000	2,000,000	2,000,000
Total	5,358,490	4,470,068	2,644,524	2,000,000	2,740,000	2,000,000	2,000,000
Work Codes	C	CD	C	C	C	C	C
Revenue Source/Tag	FY2011	FY2012	FY2013	FY2014	FY2015	FY2016	Total
WATER-E							21,213,082
Total							21,213,082
Work Codes							

Contact: Steve Larson

E-Mail: slarson@sandiego.gov

Phone: 619-533-7475

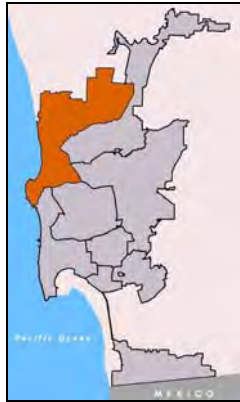
Water

Reclaimed Water

70-954.0 North City Reclamation System

Council District: 1

Community Plan: Rancho Penasquitos



Description: This project provides for extending a reclaimed water pipeline system within the northern areas of the City including a pipeline that will service the Olivenhain Municipal Water District. There are potential Proposition 50 grant funds in the future for identified facilities.

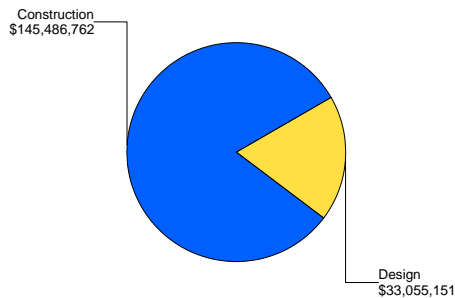
Justification: This system of reclaimed water pipelines, reservoirs, and pump stations will service the northern portions of the City, two golf courses at Black Mountain Ranch and the Olivenhain Municipal Water District. These projects have been accelerated to take advantage of Proposition 50 grant funds and to meet Environmental Protection Agency goals for the system to be online by 2010.

Operating Budget Effect: The operating budget effect will be determined upon completion of design.

Relationship to General and Community Plans: This project is consistent with the Rancho Penasquitos Community Plan, and is in conformance with the City's Progress Guide and General Plan.

Scheduling: Planning, design and construction began in Fiscal Year 2001 and will continue throughout the life of the project as facility needs are identified.

**Expenditure by Work Code
Project Life**



Expenditures by Revenue Source							
Revenue Source/Tag	Exp/Enc	Con Appn	FY2006	FY2007	FY2008	FY2009	FY2010
WATER-E	35,757,301	5,454,293		4,454,673	4,349,257	4,857,268	334,176
Total	35,757,301	5,454,293		4,454,673	4,349,257	4,857,268	334,176
Work Codes	CD	CD	CD	CD	CD	CD	C
Revenue Source/Tag	FY2011	FY2012	FY2013	FY2014	FY2015	FY2016	Total
WATER-E	1,397,450	1,826,838	3,610,786	10,183,654	7,683,816	4,663,650	84,573,162
Total	1,397,450	1,826,838	3,610,786	10,183,654	7,683,816	4,663,650	84,573,162
Work Codes	CD	CD	CD	CD	CD	CD	

Contact: Steve Larson

E-Mail: slarson@sandiego.gov

Phone: 619-533-7475

Water Reclaimed Water

70-955.0 San Pasqual Water Reclamation System

Council District: 5

Community Plan: San Pasqual Valley



Description: This project provides for preliminary planning and environmental studies for a pipeline to deliver reclaimed water from the reclamation facility to customers in San Diego and Poway. Project has been submitted for Proposition 50 grants which would offset part of the cost increase, but grants have not yet been awarded.

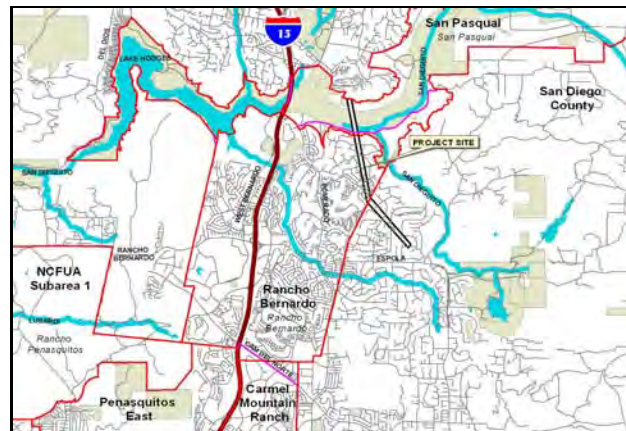
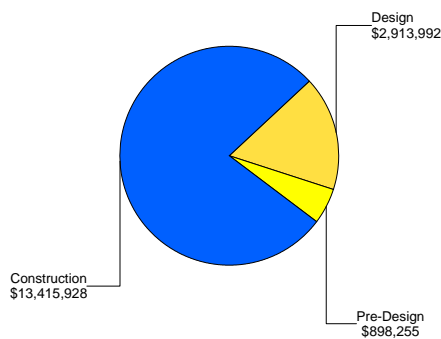
Justification: This project provides for the initial investigation of the San Pasqual groundwater basin to ensure that the City reaches its goal of maximizing reuse of the water generated in the San Pasqual Water Reclamation Facility.

Operating Budget Effect: The operating budget effect will be determined upon completion of design.

Relationship to General and Community Plans: This project is consistent with the San Pasqual Valley Community Plan, and it is in conformance with the City's Progress Guide and General Plan.

Scheduling: Planning began in Fiscal Year 2001, design will begin in Fiscal Year 2012 and continue through Fiscal Year 2015. Construction is scheduled to begin in Fiscal Year 2015.

**Expenditure by Work Code
Project Life**



Expenditures by Revenue Source							
Revenue Source/Tag	Exp/Enc	Con Appn	FY2006	FY2007	FY2008	FY2009	FY2010
UNAPPR							
WATER-R	740,898	157,357					
Total	740,898	157,357					
Work Codes	P	P					
Revenue Source/Tag	FY2011	FY2012	FY2013	FY2014	FY2015	FY2016	Total
UNAPPR							
WATER-R		20,776	341,273	551,943	3,684,874	11,731,054	17,228,175
Total		20,776	341,273	551,943	3,684,874	11,731,054	17,228,175
Work Codes		D	D	D	CD	C	

Contact: Steve Larson

E-Mail: slarson@sandiego.gov

Phone: 619-533-7475