



THE CITY OF SAN DIEGO

**E.W. BLOM POINT LOMA
METROPOLITAN WASTEWATER TREATMENT PLANT
ANNUAL PRETREATMENT REPORT**

NPDES PERMIT No. CA 0107409
SDRWQCB ORDER No. R9-2002-0025

JANUARY 1 – DECEMBER 31, 2009



Environmental Monitoring and Technical Services
Public Utilities Department
2392 Kincaid Road • Mail Station 45A • San Diego, CA 92101
Tel (619) 758-2310 • Fax (619) 758-2309





THE CITY OF SAN DIEGO

April 1, 2010

Mr. David W. Gibson, Executive Officer
California Regional Water Quality Control Board
9174 Sky Park Court, Suite 100
San Diego, CA 92123

Attention: Pretreatment Coordinator

Dear Mr. Gibson:

Subject: Board Order No. R9-2002-0025, NPDES Permit No. CA 0107409 and
Board Order No. R9-2006-0067, NPDES Permit No. CA0109045
CY2009 Pretreatment Annual Report

The San Diego Metropolitan Wastewater Pretreatment Program Annual Report for calendar year 2009 is hereby submitted in accordance with the requirements of NPDES Permit No. CA0107409, adopted April 10, 2002 and NPDES Permit No. CA0109045, adopted November 8, 2006. This report also contains all information required in, and is intended to serve as, the semi-annual reports required under each of the subject NPDES permits for the period of July 1 through December, 2009. The City is committed to protecting public health and the environment through a program of environmental management, which includes source control, wastewater treatment, an improved ocean outfall, and extensive monitoring. One key element of the program is an aggressive pretreatment and pollution prevention program to minimize toxic discharges to the sewerage system. This report includes a summary of Pretreatment Program activities and accomplishments throughout jurisdictions tributary to the Metropolitan Sewerage



Environmental Monitoring and Technical Services Division • Metropolitan Wastewater

2392 Kincaid Road • San Diego, CA 92101-0811

Tel (619) 758-2300 Fax (619) 758-2309



Page 2

Mr. David W. Gibson, Executive Officer

February 26, 2010

submitted is, to the best of my knowledge and belief, true, accurate, and complete. I am aware that there are significant penalties for submitting false information, including the possibility of fine and imprisonment for knowing violations.

Sincerely,

A handwritten signature in black ink, appearing to read "Steve Meyer", written over a white background.

Steve Meyer
Deputy Public Utilities Director

BLS:

Enclosure: CD containing PDF file of Report

cc: Keith Silva, Pretreatment Coordinator, EPA Region IX
Regulatory Unit, Water Quality Div., State Water Resources Control Board
Pretreatment Coordinator, San Diego Regional Water Quality Control Board
Alex Ruiz, Interim Director of Public Utilities (w/o attachments)
Barbara Sharatz, Pretreatment Program Manager
File

POTW PRETREATMENT ANNUAL REPORT

COVER SHEET

NPDES Permit Holder or Sewer Authority Name: City of San Diego
Report Date: April 1, 2010
Period Covered by This Report: January 1, 2009 to December 31, 2009
Period Covered by Previous Report: January 1, 2008 to December 31, 2008

Name of Wastewater Treatment Plant(s)

NPDES Permit Number

Point Loma Wastewater Treatment Plant
South Bay Water Reclamation Plant


CA 0107409
CA 0109045

Person to contact concerning information contained in this report:

Name: Barbara Sharatz
Title: Industrial Wastewater Control Program Manager
Mailing Address: 9192 Topaz Way, MS 901D
San Diego, CA 92123-1119
Telephone No.: (858) 654-4106

I have personally examined and am familiar with the information submitted in this document and attachments. Based upon my inquiry of those individuals immediately responsible for obtaining the information reported herein, I believe that the submitted information is true, accurate, and complete. I am aware that there are significant penalties for submitting false information, including the possibility of fine and imprisonment.

4/1/2010
Date


Steve Meyer

Deputy Public Utilities Director
Title

PRETREATMENT ANNUAL REPORT

PCS Data Entry Form

PPS1

POTW NAME: SAN DIEGO, CITY OF

NPDES Permit #: CA0107409 and CA0109045

Period Covered By This Report: 01/01/09 (PSSD)
Start Date

12/31/09 (PSED)
End Date

Number of Significant Industrial Users in SNC With Pretreatment Compliance Schedule: 0 (SSNC)

Number of Notices of Violation and Administrative Orders Issued Against Significant Industrial Users: 172 (FENF)

Number of Civil & Criminal Judicial Actions Against Significant Industrial Users: 0 (JUDI)

Number of Significant Industrial Users With Significant Violations Published: 9 (SVPU)

Number of Industrial Users From Which Penalties Have Been Collected: 0 (IUPN)

TABLE OF CONTENTS

<u>Chapter 1: Executive Summary</u>	Page
Summary	1-1
1.1 Introduction	1-2
1.2 Program Effectiveness	1-3
1.3 Program Summary – CY2009	1-3
 Chapter 2: Program Structure	
2.1 Program Jurisdiction	2-1
2.2 Program Organization	2-1
Area Map	2-2
2.3 Personnel and Budget	2-5
2.4 Changes and Developments – CY2009	2-5
2.5 Household Hazardous Waste Program	2-6
2.6 Storm Water Pollution Prevention Program	2-7
2.7 Storm Water Diversion Systems	2-7
2.8 Pretreatment Program History	2-8
 Chapter 3: Discharge Permits	
3.1 Introduction	3-1
3.2 Permit Authority	3-1
3.3 Permit Classification	3-1
3.4 Significant Industrial Users	3-3
3.5 Identification of Industrial Users	3-3
3.6 SIU Permit Requirements	3-4
3.7 Program Active Permits	3-4
3.8 Program SIU Permits	3-5
3.9 Changes in Point Loma SIU Inventory – CY2009	3-6
3.10 Baseline Monitoring Reports (BMRs)	3-7
3.11 Distribution of Permits and Industrial Flows	3-8
3.12 Program Inspection and Monitoring Requirements	3-9

TABLE OF CONTENTS (Continued)

	Page
3.13 Industrial Waste Laboratory (IWL)	3-10
3.14 Summary of Routine Sampling and Inspection Statistics	3-10
3.15 Trucked Waste Permits	3-11
 Chapter 4: Enforcement	
4.1 Introduction	4-1
4.2 Annual SIU Compliance Statistics	4-1
4.3 Annual SIU Compliance Status Report Summary	4-2
4.4 Semi-Annual SIU Compliance Report Summary	4-2
4.5 Publication of Industries in SNC	4-3
4.6 Non-Compliance Fees/Penalties	4-4
4.7 Enforcement Actions by Type	4-4
4.8 Enforcement Summaries	4-5
4.9 Pollution Prevention Plans	4-9
 Chapter 5 Industrial Pollutant Discharges	
5.1 Introduction	5-1
5.2 Point Loma Influent/Effluent Metals Trends	5-1
5.3 Point Loma Treatment Plant Monitoring for 2009	5-1
5.4 Biosolids Disposal Methods	5-31

LIST OF TABLES

		Page
2.1-1	Discharge Area/Agency	2-1
2.5-1	HHW Services by Member Agencies	2-6
3.6-1	Local Discharge Limits	3-4
3.7-1	Active Permit Count 1990-2009	3-5
3.8-1	SIU Permit Count 1990-2009	3-6
3.9-1	Changes in SIU Inventory 2009	3-6
3.10-1	Baseline Monitoring Reports	3-7
3.11-1	Distribution of Permits and Industrial Waste Flow	3-8
3.11-2	Discharge Area/Agency	3-9
3.15-1	Trucked Waste Dischargers	3-11
3.15-2	Trucked Industrial Waste Discharges by Type	3-12
4.2-1	Compliance Status Summary for SIUs	4-2
4.5-1	Notice of SNC with Sewer Discharge Requirements	4-3
4.6-1	Non-Compliance Fees and Penalties Summary	4-4
4.7-1	Compliance Orders – CY2009	4-5
4.7-2	Administrative Penalty Orders	4-5
4.8-1	Enforcement Actions Summary	4-5
5.3-1	Influent Heavy Metals	5-6
5.3-2	Effluent Heavy Metals	5-6

LIST OF REPORTS

	Page
SIUs discharging under a BMR	3-13
SIU Regulated Parameters	3-14
SIU Category, Process, and Pretreatment Technology	3-47
Inspections Performed	3-60
Non SIU Permits	3-65
Groundwater Permits	3-73
Trucked Waste Permits	3-75
Dry Cleaner BMPs	3-79
Silver BMPs	3-83
Semi-Annual SIU Compliance Status	4-10
Annual SIU Compliance Status	4-17
SIU NOV Summary for 2009	4-31
NonSIU NOV Summary for 2009	4-36
Sampling – SIUs Discharging to Point Loma	4-41
TTO Sampling at SIUs	4-73
Analytical Methods Used by the IWL	4-75

LIST OF REPORTS (Continued)

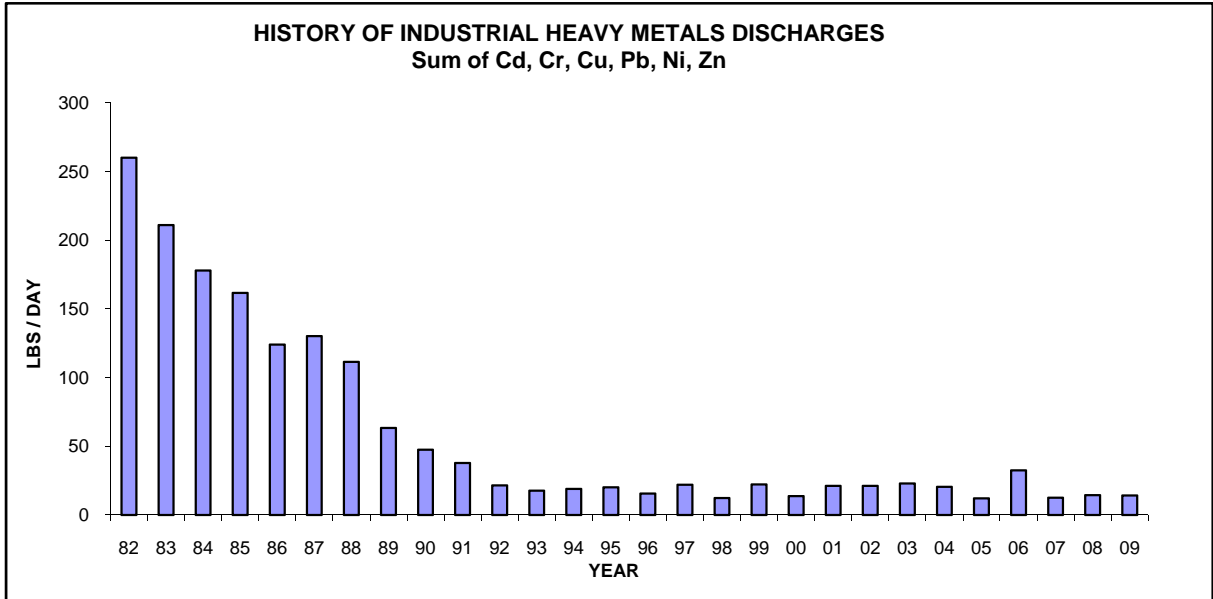
	Page
Point Loma Treatment Plant Monitoring:	
BOD & TSS Concentrations	5-8
COD & TSS Removal	5-9
Conventional Pollutants	5-10
Trace Metals	5-11
Ammonia-Nitrogen and Total Cyanide	5-13
Radioactivity	5-14
Chlorinated Pesticides	5-15
Organophosphorus Pesticides	5-17
Tributyl Tin	5-18
sVOCs - Acid Extractables	5-19
sVOCs - Base/Neutrals	5-20
VOCs	5-22
Dioxin & Furan	5-24
Total Coliform	5-28
Additional Parameters	5-29

LIST OF FIGURES

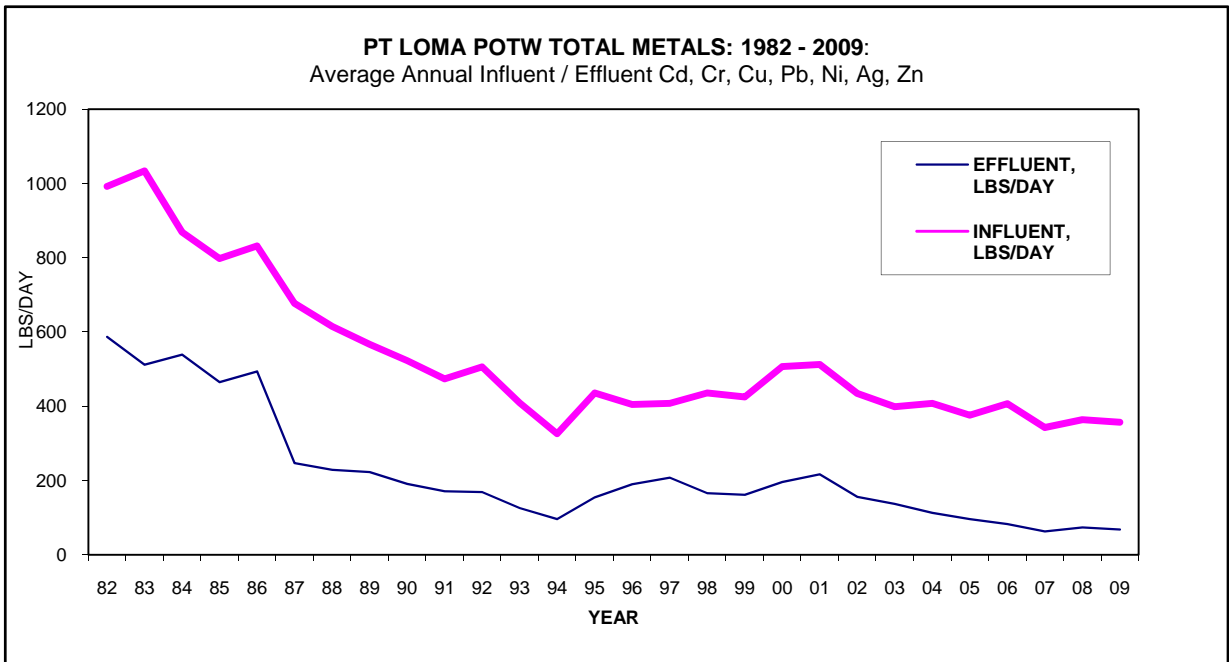
	Page
5.2-1 Total Metals : Trend 1982-2009	5-2
5.2-2 Cadmium : Trend 1982-2009	5-2
5.2-3 Chromium : Trend 1982-2009	5-3
5.2-4 Copper : Trend 1982-2009	5-3
5.2-5 Lead : Trend 1982-2009	5-4
5.2-6 Nickel : Trend 1982-2009	5-4
5.2-7 Zinc : Trend 1982-2009	5-5
5.2-8 Silver : Trend 1982-2009	5-5

EXECUTIVE SUMMARY

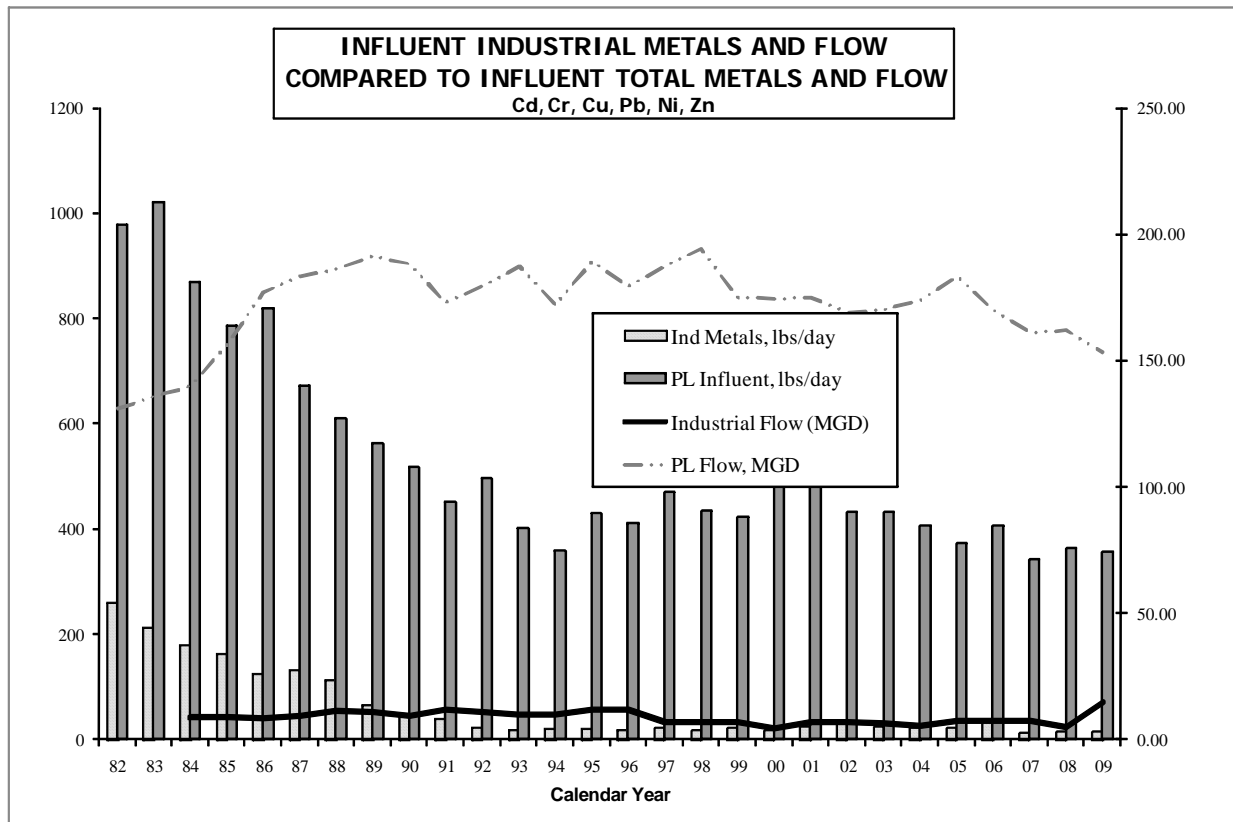
- In CY2009, average daily industrial discharges of heavy metals into the collection system were reduced by > 94% from levels experienced prior to Program approval in 1982.



- Long-term trends of treatment plant influent and effluent loadings of potentially toxic heavy metal pollutants are shown below.



- There were no pass-through or interference incidents attributed to industrial discharges in CY2009.



Industrial metals loadings constituted 26.5% of the total metals discharged to Point Loma in 1982, when the Industrial Wastewater Control Program was implemented. As a result of Program efforts, industrial metals loadings have decreased by more than 94%, and now constitute approximately 4.0 % of the total metals discharged to the Point Loma Treatment Plant.

Note: The industrial loadings and statistics exclude 10.4 lbs/day of copper in sanitary discharges from navy ships, which has been determined to originate from seawater corrosion of shipboard copper piping and not from industrial operations. Where there is no federal limit, metals discharges below domestic/commercial background levels are also excluded from the industrial loadings.

1.1 INTRODUCTION

The City of San Diego is committed to protecting public health and the environment through a program of environmental management which includes pollution prevention, industrial pretreatment, chemically enhanced primary waste treatment, an improved ocean outfall, and extensive monitoring. A key element of this program is an aggressive pretreatment and pollution prevention program to minimize toxic discharges to the sewerage system. The City's federally-approved source control program consists of: 1) an industrial wastewater discharge permit system to establish industrial discharge limits and requirements; 2) periodic facility inspections and unannounced sampling; 3) effective enforcement procedures to deter violations and bring non-compliant dischargers back into compliance with discharge standards and requirements, and; 4) industrial user guidance and permit conditions designed to encourage pollution prevention and

waste minimization.

1.2 PROGRAM EFFECTIVENESS

- Since 1982, while the average daily wastewater flow into the Metropolitan Service Area has increased by approximately 17%, the total mass of heavy metals entering the Metro collection system has decreased by more than 60%.
- Since federal approval of the Program in 1982, average metal loadings contributed by industrial sources have decreased by more than 94%. Whereas in 1982, industrial discharges of metals constituted nearly 27% of the Cadmium, Chromium, Copper, Lead, Nickel, and Zinc discharged to the system, today industrial loadings constitute less than 4% of the total metals discharged to the system.
- San Diego's sludge qualifies as "exceptionally clean" under the criteria set forth in 40 CFR Part 503, attesting to the effectiveness of the City's source control program and providing maximum options for beneficial reuse of the sludge.

1.3 PROGRAM SUMMARY - CY2009

- During CY2009 the program administered 90 SIU permits, covering 113 outfalls and monitored at 158 sample points. Ten outfalls at 9 facilities were in SNC during the year resulting in a Program Significant Non-Compliance Rate for CY2009 of 8.8% (10 of 113 outfalls).
- As of December 31, 2009, the Program administered 75 SIU permits and 1418 additional control mechanisms, including 308 Class 2 and 3 permits, 118 Hauled Waste permits, 44 Groundwater Discharge permits, and 825 Best Management Practice Discharge Authorizations, covering targeted commercial sectors. The Program also performs annual inspections at 33 additional facilities with processes subject to federal pretreatment standards that either operate as stand-alone R&D facilities, or have zero discharge of regulated waste streams to sewer to confirm continuing non-regulated status.
- During CY2009, 917 inspections were conducted, including 148 SIU pretreatment compliance inspections, 675 Source Control inspections, 38 rainwater diversion inspections, 56 sewer surcharge inspections, and 44 storm water compliance inspections; 2063 unannounced sampling visits were conducted; 4948 industry samples were collected by the Industrial Waste Laboratory for analyses; and 17,778 pollutant analyses were performed. In addition, 2875 industry self-monitoring samples and 1320 BMP self-certifications were received and reviewed to evaluate compliance.
- During CY2009, 293 Notices of Violation were issued to industries for exceeding discharge limits or failing to comply with permit conditions; 172 of these were issued to SIUs. Formal enforcement actions included no Administrative Penalty Orders; no new Compliance orders were issued. Non-compliance fees in the amount of \$23,911 and no penalties were collected.

- The CY2009 annual publication list of 9 Significant Industrial Users in SNC is based on compliance determinations for the entire year.
- The 12th Annual Local Limits Re-evaluation submitted July 2, 2009, confirms that the local limits developed in 1996 remain technically justified and sufficient to protect the POTW and the environment.

CHAPTER 2 – PROGRAM STRUCTURE

2.1 PROGRAM JURISDICTION

The Metropolitan Industrial Wastewater Control Program (IWCP) administers the pretreatment program in the City of San Diego (Map areas 1 – 12) and in 15 participating agencies contributing to the Metropolitan Sewerage System. Table 2.1-1 lists the areas served; Figure 2.1-1 shows the areas geographically.

Table 2.1-1 DISCHARGE AREA / AGENCY BY AREA NUMBER			
Area	Description	Area	Description
01	¹ SD: Rancho Bernardo	14	City of Coronado
02	SD: Sorrento Valley & Torrey Pines	15	City of Del Mar
03	SD: Miramar, Mira Mesa, Scripps Ranch	16	City of El Cajon
04	SD: Mission Bay, Pacific Beach, La Jolla	17	City of Imperial Beach
05	SD: Clairemont Mesa	18	City of La Mesa
06	SD: Kearny Mesa	19	City of National City
07	SD: Mission Gorge	20	City of Poway
08	SD: Point Loma, Lindberg Field	21	Santee/Padre Dam Municipal Water District
09	SD: North Downtown	22	City of Lemon Grove
10	SD: East San Diego	32	Alpine Sanitation District
11	SD: South Downtown	33	Lakeside Sanitation District
12	SD: San Ysidro, Otay Mesa	34	Spring Valley Sanitation District
13	City of Chula Vista	35	Winter Gardens Sewer Maintenance District
		36	East Otay Mesa Sewer Maintenance District

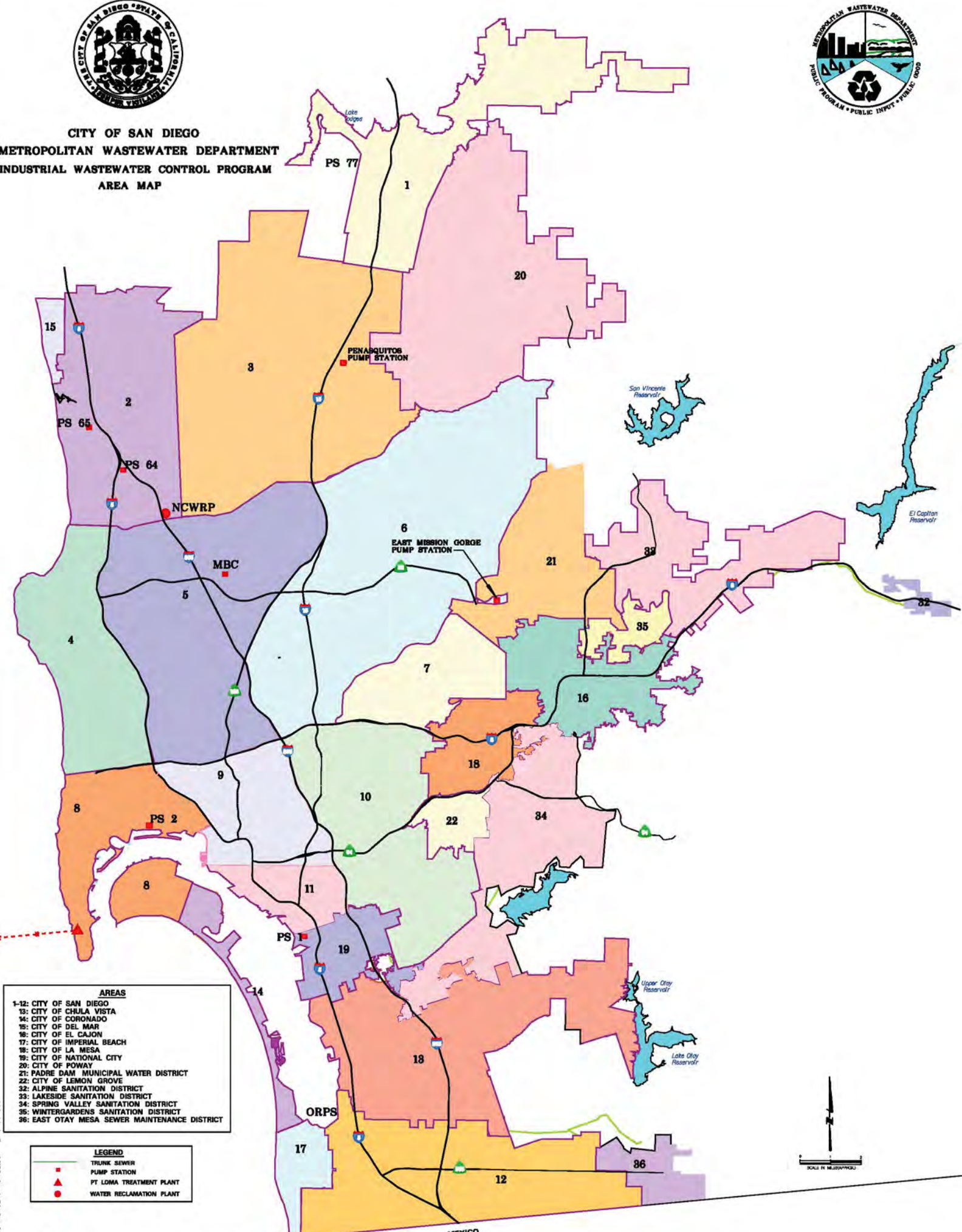
¹ All flows from the Rancho Bernardo area of San Diego are treated by the Hale Avenue Treatment Plant, which is owned and operated by the City of Escondido. With the exception of parts of areas 12 and 36, which are in part diverted to the South Bay Water Reclamation Plant, the remaining areas are tributary to the City's Point Loma Wastewater Treatment Plant. Permitted flows in some areas include significant volumes of construction dewatering and groundwater remediation

2.2 PROGRAM ORGANIZATION

The IWCP is part of the Environmental Monitoring and Technical Services Division of the Metropolitan Wastewater Department of the City of San Diego. The IWCP consists of two operational sections: Industrial Permits and Compliance, and the Industrial Waste Laboratory. See Figures 2.2-1 and 2.2-2 below for organizational charts for each section.



**CITY OF SAN DIEGO
METROPOLITAN WASTEWATER DEPARTMENT
INDUSTRIAL WASTEWATER CONTROL PROGRAM
AREA MAP**



- AREAS**
- 1-12: CITY OF SAN DIEGO
 - 13: CITY OF CHULA VISTA
 - 14: CITY OF CORONADO
 - 15: CITY OF DEL MAR
 - 16: CITY OF EL CAJON
 - 17: CITY OF IMPERIAL BEACH
 - 18: CITY OF LA MESA
 - 19: CITY OF NATIONAL CITY
 - 20: CITY OF POWAY
 - 21: PADRE DAM MUNICIPAL WATER DISTRICT
 - 22: CITY OF LEMON GROVE
 - 23: ALPINE SANITATION DISTRICT
 - 24: LAKESIDE SANITATION DISTRICT
 - 25: SPRING VALLEY SANITATION DISTRICT
 - 26: WINTERGARDENS SANITATION DISTRICT
 - 27: EAST OTAY MESA SEWER MAINTENANCE DISTRICT

- LEGEND**
- TRUNK SEWER
 - PUMP STATION
 - ▲ PT. LOMA TREATMENT PLANT
 - WATER RECLAMATION PLANT



R:\RADA\BASE\NRIND02.DGN 12/10/05 4:03

**Figure 2.2-1
 METROPOLITAN WASTEWATER DEPARTMENT
 ENVIRONMENTAL MONITORING AND TECHNICAL SERVICES DIVISION
 INDUSTRIAL WASTEWATER CONTROL PROGRAM: December 2009**

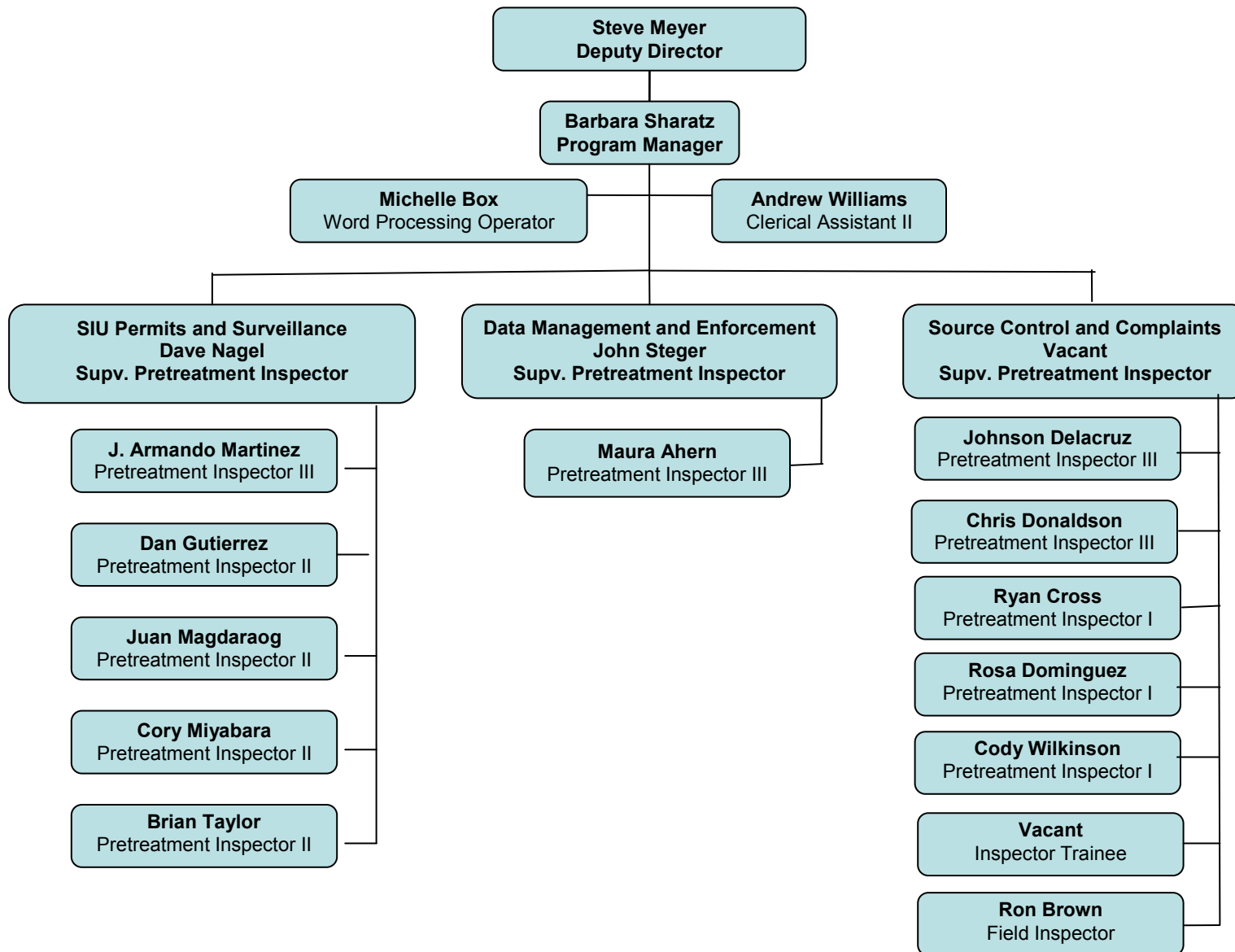
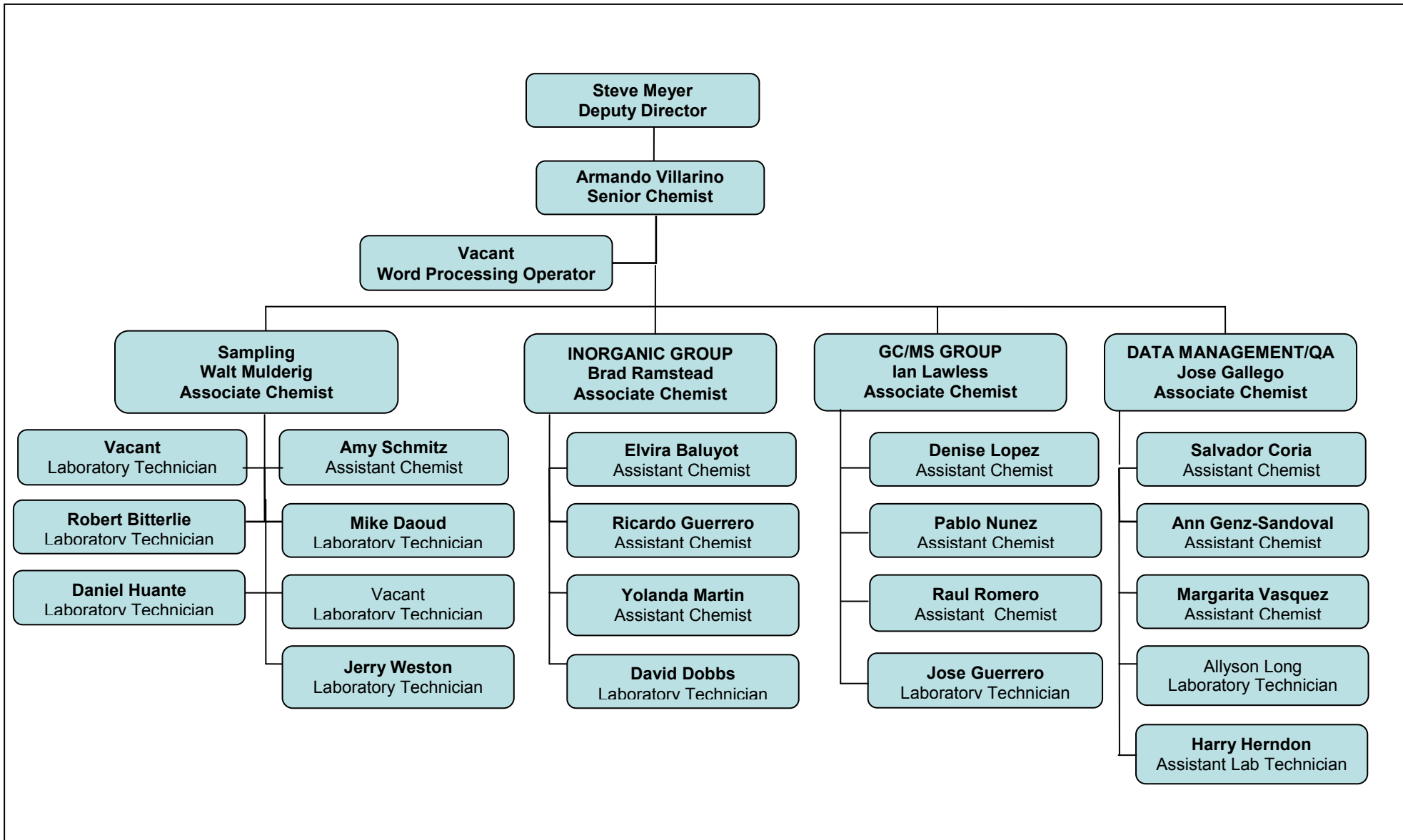


Figure 2.2-2
METROPOLITAN WASTEWATER DEPARTMENT
ENVIRONMENTAL MONITORING AND TECHNICAL SERVICES DIVISION
INDUSTRIAL WASTE LABORATORY: December 2009



2.3 PERSONNEL AND BUDGET

Metropolitan Industrial Wastewater Control Program budgeted positions and monies for FY2010 are summarized below:

<u>Section</u>	<u># Positions</u>	<u>Budget</u>
IW Permits and Compliance	19	Personnel \$1,889,309 Non-personnel 89,233 Capital Outlay <u>-0</u> Subtotal \$1,978,542
IW Laboratory	26	Personnel \$2,395,907 Non-personnel 714,533 Capital Outlay <u>87,987</u> Subtotal <u>\$3,198,427</u> TOTAL \$5,176,969

The following regulatory training was received by the inspection staff in CY09.

Date	Class Title	# Attendees	Total Cost
10-Nov-2009	Local Limits Workshop	3	\$450 + 1 work day each
2-4 Nov-2009	Western States Into to Environmental Enforcement	1	-0- + 3 work days

2.4 PROGRAM NOTES: CHANGES AND DEVELOPMENTS - CY2009

During CY2009, the program made the following significant changes:

- Designed and conducted survey to quantify TDS contributions to reclamation plants from self-generating water softeners among the program's industrial users.

There have been no other significant changes in operating the pretreatment program from the previous year including, but not limited to, changes concerning the program's administrative structure, local limits, monitoring program or monitoring frequencies, legal authority, enforcement policy, or funding levels.

2.5

HOUSEHOLD HAZARDOUS WASTE PROGRAM

The City of San Diego Environmental Services Department, Public Utilities Department, and Storm Water Department jointly finance a Household Hazardous Waste (HHW) collection program designed to reduce the introduction of pollutants from non-point sources into sewers, storm drains, or municipal landfills. The City’s permanent household hazardous waste collection facility at the Miramar Landfill is open to City of San Diego residents on Saturdays excluding holidays (such as Thanksgiving and Christmas weekends); an appointment and proof of residency is required. The City’s program also sponsors seven to eight auto product recycling events per year, coordinates and advertises commercial locations that accept auto products for recycling, and conducts public outreach activities at schools, businesses, and community groups. Each contributing agency has also implemented a strategy for handling household hazardous wastes originating within its jurisdiction.

Table 2.5-1 HHW SERVICES BY MEMBER AGENCIES (July 1, 2008 – June 30, 2009)		
JURISDICTION	COLLECTION SERVICE	HOTLINE/EDUCATION SERVICE (Yes or No)
Chula Vista	Chula Vista Regional HHW Facility Door-to-Door HHW Collection Curbside Used Oil and Filter Collection	Yes
Coronado	Coronado HHW Facility Door-to-Door Collection for Senior/Disabled	Yes
El Cajon	El Cajon HHW Facility	Yes
Imperial Beach	Chula Vista Regional HHW Facility Door-to-Door Collection Curbside Used Oil and Filter Collection	Yes
La Mesa	La Mesa HHW Facility Door-to-Door Collection for Seniors/Disabled	Yes
Lemon Grove	La Mesa HHW Facility Door-to-Door Collection	Yes
National City	Chula Vista Regional HHW Facility Door-to-Door Collection	Yes
Poway	Escondido, Poway, Vista HHW Facilities Door-to-Door Collection for Seniors/Disabled	Yes
San Diego*	San Diego HHW Facility Auto Product Recycling Events Door-to-Door Collection for Seniors/Disabled	Yes
Santee	El Cajon HHW Facility	Yes
County of San Diego - Unincorporated Areas**	Chula Vista, El Cajon, Ramona, and San Diego HHW Facilities Temporary HHW Collection Events Door-to-Door Collection for Seniors/Disabled	Yes

* **City of San Diego** includes communities such as La Jolla, Mira Mesa, Normal Heights, North Park, Otay Mesa, Pt. Loma, Rancho Bernardo, Rancho Penasquitos, and San Ysidro.

** **Unincorporated Areas** include communities such as Alpine, Lakeside, Wintergardens, and Spring Valley.

2.6 STORM WATER POLLUTION PREVENTION PROGRAM

The City's Community Programs Department operates the Storm Water Pollution Prevention Program (SWPPP) to regulate discharges to the storm water conveyance system, and to perform periodic monitoring of urban runoff during dry weather. The storm water code enforcement unit investigates alleged illegal discharges and takes enforcement action against violators of the Storm Water Management and Discharge Control ordinance (SDMC 43.03). During CY2009 the Industrial Wastewater Control Program assisted the Storm Water Pollution Prevention Program by performing 41 storm water compliance inspection, including 13 Storm Water Pollution Prevention Plan reviews in the City of San Diego and providing findings to the Storm Water Pollution Prevention Program.

2.7 DESCRIPTION OF PROGRAM TO QUANTIFY, CHARACTERIZE, REGULATE, AND TREAT FLOW FROM LOW-FLOW URBAN RUNOFF DIVERSION SYSTEMS AND 'FIRST FLUSH' INDUSTRIAL STORMWATER DIVERSION SYSTEMS THAT ARE ROUTED TO THE SANITARY SEWER COLLECTION SYSTEM

2.7-1: Municipal Low Flow Storm water Diversion Systems

Waste streams originating in storm drains tributary to City of San Diego low flow diversion structures have been monitored to characterize the pollutants loads and ensure that the City's collection and treatment facilities will not be harmed by the pollutants in the accepted storm water. Low flow diversion systems are controlled by sensors that automatically shut the diversions off during rain events to protect the collection system and treatment facilities from hydraulic overloads.

Analytical results have established that the pollutant loadings will not interfere with or pass through the treatment plant; therefore existing plant processes are sufficient to treat the additional loads contributed as a result of the low flow diversions. In addition, operational experience has demonstrated that the automatic controls have effectively prevented any hydraulic impacts on the collection or treatment system.

The City is working with Metro participating agencies to ensure any low flow diversion systems they may install conform to these same standards and provide the same levels of collection system and treatment plant protection.

2.7-2: "First Flush" Industrial Storm water Diversion Systems

In recognition of the fact that there may be situations where runoff from industrial or commercial facilities may not meet Regional Board discharge standards, the City has worked with industrial facilities to provide for capture and discharge to the sewer of first flush storm water runoff where it is clearly demonstrated that the pollutant and/or hydraulic load will not negatively affect the collection or treatment system.

The industry is required to provide information about the tributary area, diversion mechanism, capture and holding facilities, and expected pollutants, and must demonstrate adequate discharge controls prior to receiving authorization for discharge. In general, facilities must capture and hold storm water and may discharge it to sewer no sooner than twenty-four hours after the end of the last rain event. Careful evaluation of analytical data for proposed discharges, determination of available

line capacity, and review of proposed discharge controls ensures that the industrial first flush discharges will not negatively impact the collection system or the treatment facilities.

2.8 PRETREATMENT PROGRAM HISTORY

Industrial wastewater control activities were initiated by the City in the late 1960s and informally continued through the 1970s. Sewerage service contracts with the Metro agencies were adopted in 1960 and later became the basis for participation of the Metro Agencies in the Metropolitan Industrial Wastewater Control Program (IWCP), approved by EPA in 1982.

- 1981 Industrial Survey conducted, building on work of 1970s.
- 1981-2 Consultants develop Program structure and procedures; submit to EPA for approval.
- 1982 Program formally approved by EPA on July 1, 1982.
- 1983 IW Ordinance, permit fees and trucked waste fees approved by City Council.
- 1983-5 # permits 300 in 1983 to 1200+ in 1985. Compliance conferences with IUs.
- 1985 NOVs initiated. Program audit by EPA, SWRCB, and RWQCB results in findings of excellent data management, knowledgeable staff, and good procedures for permitting, inspecting, and sampling; need for stronger legal authority in Municipal Code and with contract agencies.
- 1986 First Annual Pretreatment Report.
- 1987 First Pretreatment Compliance Inspection (PCI) by SWRCB. First Enforcement Response Plan developed. Interjurisdictional Agreements (IJAs) with Metro Agencies initiated.
- 1988 PCI by RWQCB results in no required Program actions.
- 1989 Estimated capital investment in pretreatment equipment by industries in the San Diego service region exceeds \$20 million.
- 1990-1 Consent Decree, EPA trial in federal court for secondary treatment, and Administrative Order.
- 1991-2 Program audit by EPA, SWRCB, and RWQCB in March 1991 followed by a Pretreatment Program Evaluation (PPE) from May 1991 through August 1992.
- 1992 Technical fact sheets initiated, sampling frequencies modified to comply with PPE recommendations.
- 1993 Administrative Order issued to Program incorporating Consent Decree and PPE recommendations. All AO requirements completed by due dates, including fact sheets completed, SIU permits reissued, and Enforcement Response Plan submitted.
- 1994 Waiver application initiated by City.
- 1995 Waiver granted, new NPDES Permit issued; PCI by SWRCB establishes no requirements; new Pretreatment Information Management System (PIMS) implemented; Administrative Civil Penalty policy implemented.

- 1996 Urban Area Pretreatment Program requirements satisfied; local limits development study and innovative non-CIU contributory flow industrial pollutant loadings allocation strategy results in proposed modification of local limits; PCI by SWRCB establishes no requirements.
- 1997 Public participation meetings held by both City and RWQCB prior to adoption of Urban Area Pretreatment Program and new local limits; SIU permits modified to include new local limits.
- 1998 Tijuana Industrial Wastewater Control Training Project conducted with 30 trainees completing course in pretreatment facility inspections, laboratory procedures, and field work; City participates in national Silver Council / AMSA study; first Annual Local Limits re-evaluation confirms 1996 limits remain valid; graphs of heavy metals discharged by industry revised to include only SIU discharges; targeted commercial sectors issued BMP discharge authorizations.
- 1999 Tijuana Project continues with wastewater characterization study and laboratory personnel training; ordinance provisions relating to General and Specific Prohibitions and civil penalties strengthened; Program assumes implementation of regulations in 4 County Sanitation Districts; Annual Report graph of heavy metals (Cd, Cr, Cu, Pb, Ni, Zn) discharged by SIUs revised to include only SIU regulated discharges and local pollutants discharged at greater than background levels.
- 2000 RWQCB report from December 1999 audit requires SDMC revisions to detail specific authorities and increase maximum criminal penalties to \$25,000 / day per violation; revision adopted by City Council in November 2000. Permit document generation and program billing automated. IWL fully implements ICP-MS for all metals analyses.
- 2001 IWL personnel assist with translation of Ken Kerry Pretreatment Program training manual and videos into Spanish; Pt Loma Waiver Renewal Permit Application submitted
- 2002 Regional Board and EPA issue waiver permit for the Point Loma Treatment Plant. South Bay Water Reclamation Plant comes on-line. Program provides inspector training in Tecate, Mexico and performs Storm Water compliance inspections at SIUs to assist the Storm Water Pollution Prevention Program. IW Laboratory continues to provide sampling training and services in Tijuana, Tecate, Mexicali, and Ensenada, Mexico.
- 2003 New group created to administer Source Control mechanisms and respond to complaints. Increased focus on surveillance monitoring. Non-routine enforcement responsibilities shifted to SIU Permit and Source Control groups.
- 2004 Program continues to perform Storm Water P³ assistance, and to participate in cooperative program of technical assistance with the State of California and Mexico
- 2005 Program initiates classification of 'Large User' account billing rates under the 10/01/04 new rate structure.
- 2006 Program initiates regulation of remediation sites with free product or discharging > 14,000 gpd and construction dewatering sites discharging > 25,000 gpd as SIUs.
- 2007 Program and Industrial Waste Laboratory participate in Business Process Re-engineering effort to develop Most Efficient Organization resulting in loss of 2 Inspector II positions, 1

Assistant Chemist position, and 1 Assistant Laboratory Technician position.

- 2008 Program performs study to identify sources of TDS to reclamation plants and adds program TDS monitoring to new permits tributary to reclamation facilities; initiates rainwater diversion testing and certification requirements in permits; allocates 0.7 Inspector III position to sewer surcharge evaluation reviews and approvals.
- 2009 Program quantifies self-regenerating water softener TDS contributions from regulated industries

CHAPTER 3 - DISCHARGE PERMITS

3.1 INTRODUCTION

The Metropolitan Industrial Wastewater Control Program (IWCP) implements an industrial wastewater discharge permit system for the City of San Diego and 15 other Participating Agencies whose sewage is treated by the Point Loma Wastewater Treatment Plant (PLWTP). The Program regulates pollutant discharges into the Metropolitan Sewerage System from industrial facilities by issuing permits that establish enforceable pollutant limits and authorize civil and criminal penalties for discharge violations. They also establish sampling, reporting, record keeping, and notification requirements. Permits are issued for a maximum of five years and are non-transferable.

3.2 PERMIT AUTHORITY

On June 6, 1983, the San Diego City Council adopted Ordinance Sections 64.01 through 64.05 of Chapter VI, Article 4 of the San Diego Municipal Code pertaining to industrial waste discharges, permits, and regulations. Section 64.07, establishing specific pretreatment regulations for wastes discharged from commercial food establishments, was added on July 11, 1988. Revisions adopted in 1988, 1989, 1993, and 2000 strengthened pretreatment provisions and authorized increased penalties. The current Chapter 6, Article 4 of the Municipal Code is available on the Internet at <http://docs.sandiego.gov/municode/MuniCodeChapter06/Ch06Art04Division01.pdf>

The Industrial Wastewater Control Program implements the pretreatment program in all agencies served by the Metropolitan Sewerage System (Metro System) in accordance with contractual service agreements and Interjurisdictional Pretreatment Agreements signed by the City of San Diego and each of the participating agencies. These agreements establish the Program's authority to implement and enforce pretreatment regulations in contributing agencies and require the agencies to adopt equivalent ordinances, penalties, and procedures for regulation of industrial users.

3.3 PERMIT CLASSIFICATIONS

Permit classifications include Industrial Class 1, Class 2, and Class 3; Trucked Waste permits; and Groundwater Discharge Permits. Class 4 and 5 are used for facilities that do not require permits.

Class 1 Permits: Class 1 dischargers are defined as those users with processes subject to Federal Categorical Pretreatment Standards. These users require source control, pretreatment, or both.

Class 2 Permits: Class 2 permits are issued to targeted industrial sectors, which have some toxic constituents in their discharge but are not subject to federal categorical Pretreatment Standards. Class 2 permits may include numeric limits, as at industrial laundries and membrane manufacturers discharging >25,000 gpd, or Best Management Practice requirements (BMPs), as at laboratories, radiator shops, and hospitals. Groundwater remediation projects receive Class 2 permits.

Class 3 Permits: Class 3 permits are issued to targeted industrial sectors to regulate conventional pollutants. Class 3 facilities may include numeric limits, as at commercial laundries discharging > 25,000 gpd, or Best Management Practice requirements (BMPs), as at auto repair facilities and boat- and shipyards. Construction dewatering projects receive

Class 3 permits.

Class 4 (No Permit Required): Class 4 facilities include industries with sanitary flow only and Class 2 and 3 facilities with flows below permitting thresholds (25 gpd and 2500 gpd respectively); these Class 4 facilities are re-evaluated every five years. Additionally, facilities with processes subject to federal categorical pretreatment standards that either: (1) generate no process wastewater, or (2) generate process wastewater and have elected to go zero discharge to sewer have been issued Class 4 'No Permit Required' letters. These facilities are inspected annually, at which time they must also sign a Certification of Zero Discharge of Federally Regulated Wastestreams as a condition of retaining their Class 4 status.

Class 5 (No Permit Required): Class 5 facilities include industries with sanitary flow only and minimal potential to ever generate industrial wastewater.

Trucked Waste Hauler Permits: Permits are issued to trucked waste haulers authorizing the disposal of wastes into the Metro System at designated dumpsites. Two types of waste hauler permits are issued:

Domestic: For hauling of domestic septic tank/cesspool, holding tank and portable toilet wastes. These permits are issued for one year.

Industrial: For hauling of industrial wastes under generator-specific permits.

Trucked Waste Generator Permits: Generators that propose to have wastes hauled to the City sewer dumpsite must obtain a Trucked Waste Generator Permit. These permits specify a source, such as bilge water from a particular Navy ship, and are issued for the duration of the specified job. The generator must collect a representative sample of the proposed discharge, analyze for pollutants known or expected to be present, and submit the results with the permit application. Sampling and reporting are required monthly thereafter for the duration of the job.

Temporary Groundwater Discharge Permits: These permits are issued for flows resulting from construction dewatering and groundwater remediation projects, where no alternative disposal method is reasonably available. These permits are issued for a maximum of two years, after which time the generator must discharge under an NPDES permit or cease discharge. In 2006, the program began regulating groundwater remediation discharges >14,000 gpd or having free product, and construction dewatering discharges > 25,000 gpd as SIUs.

Class 2F and 4D Best Management Practice (BMP) Discharge Authorizations: These authorizations consist of a statement of BMP requirements followed by a certification of compliance for management and discharge of silver-rich solutions (2F) or dry cleaning solvents (4D). When signed by the commercial discharger, the certification authorizes discharges in compliance with BMP requirements for a period of up to five years. Random inspections are performed after receipt of the certification to ensure compliance. Additionally, re-certification is required every six months. Implementation of the BMP Certification and Discharge Authorization programs in 1998, in lieu of the previously applied numeric limits, enabled the program to extend coverage of BMP requirements with no increase in inspection staff and a reduction in laboratory sampling and analysis costs formerly associated with the targeted sectors.

Batch Discharge Authorizations: Batch Discharge Authorizations for one-time, or short-term non-routine discharges not otherwise covered by a current permit, are issued subject to

review of analytical data from a sample of the proposed discharge and compliance with all applicable requirements and standards.

3.4 SIGNIFICANT INDUSTRIAL USERS (SIUs)

The Program defines a Significant Industrial User (SIU) in accordance with Federal regulations, as an Industrial User that:

1. Is subject to Federal Categorical Pretreatment Standards under 40CFR 403.6 and 40 CFR chapter I, subchapter N; and
2. Any other industrial user that:
 - (a) Discharges an average of 25,000 gallons per day or more of process wastewater to the POTW (excluding sanitary, non-contact cooling and boiler blowdown wastewater); or,
 - (b) Contributes a process wastestream which makes up 5 percent or more of the average dry weather hydraulic or organic capacity of the POTW treatment plant; or,
 - (c) Is designated as such by the Control Authority on the basis that the industrial user has a reasonable potential for adversely affecting the POTW's operation or for violating any pretreatment standard or requirement. For metals, program policy defines "reasonable potential" as a facility having the potential to discharge 5% or more of the allowable industrial headworks loading in a single non-routine discharge. For groundwater remediation sites, the presence of free product or discharges >14,000 gpd have "reasonable potential" and are regulated as SIUs. For construction dewatering sites, discharges > 25,000 gpd are regulated as SIUs.

The Program may determine that an Industrial User subject to categorical Pretreatment Standards under 40 CFR 403.6 and 40 CFR Chapter I, Subchapter N is a Non-Significant Categorical Industrial User rather than a Significant Industrial User in accordance with requirements and conditions established at 40 CFR 403.3(v)(2). The program has not implemented this provision of the streamlining regulations.

All Class 1 permittees are SIUs. Class 2 and Class 3 permittees having flows > 25,000 gpd are also SIUs (flow SIUs). As of December 31, 2009, the Program included 75 SIUs of which 42 were Class 1 permittees subject to federal categorical pretreatment standards (CIUs), 12 were Class 2 flow SIUs, 7 were class 2 slug potential SIUs (groundwater remediation projects with free product), and 14 were Class 3 flow SIUs.

3.5 IDENTIFICATION OF INDUSTRIAL USERS

The City of San Diego utilizes the following methods to maintain a complete and current Industrial User Inventory, and to identify new sources or SIUs:

1. Industrial User application requests.
2. Referrals from the following sources:
 - County Department of Health Services Hazardous Materials Management Unit
 - The City of San Diego Building Desk
 - Public Works Departments of Participating Agencies' Permit Assistance Centers
3. Drive-by surveys
4. Periodic screening of the business license list

5. Annual review of area Yellow Page telephone directories. The new listings are compared with the previous directory and current IU inventory to check for new, relocated, and closed businesses.
6. Questioning of industry contacts about their competitors in the area.

3.6 SIU PERMIT REQUIREMENTS

The Program's SIU permits identify pollutants of concern; list prohibited discharges; specify applicable federal or local limits, standards, and requirements; require access for sampling and inspections; describe sources and volume of the authorized industrial discharge; and specify self-monitoring and reporting requirements. Permits may also establish additional requirements and compliance schedules.

The San Diego Municipal Code authorizes the Program Manager to establish local limits (see Table 3.6-1) and apply those limits in user permits. Local limits were developed to apply only to SIU facilities: they are applied such that each SIU gets the full federal allowance for applicable federally regulated pollutants and the local limit for each locally regulated pollutant that is not federally regulated and that is discharged by the facility at a concentration higher than background levels. SIU sampling and facility inspection frequencies meet or exceed the required minimum standards set by regulations and EPA Guidance.

SIU permits incorporate detailed fact sheets and, when determined necessary, require formal Slug Discharge Control Plans.

Table 3.6-1 LOCAL DISCHARGE LIMITS			
Constituent	Limit	Concentration	Limit
pH	5.0 - 12.5	Cadmium	1.0 mg/L
Flash Point	>140 Deg F	Chromium	5.0 mg/L
Plant and Animal-based Grease and Oil	500 mg/L	Copper	11.0 mg/L
Dissolved Sulfides	1.0 mg/L	Lead	5.0 mg/L
Temperature	150° C	Nickel	13.0 mg/L
Cyanide	1.9 mg/L	Zinc	24.0 mg/L

3.7 PROGRAM ACTIVE PERMITS

As of December 31, 2009, the IWCP was administering 383 active Class 1, 2, and 3 permits, including 42 CIU permits, 33 Flow or Pollutant of Concern SIU permits, 40 Groundwater Discharge Permits; 118 Trucked Waste permits; and 835 Pollution Prevention Best Management Practice Discharge Authorizations, as summarized in Table 3.7-1. There were 33 Class 4C zero discharge facilities that are inspected annually to confirm no discharge from federally regulated processes. An additional 1987 active IUs are classified as Class 4, and are re-evaluated periodically to ensure continuing Class 4 status; 173 Class 5 facilities were found to have no potential to discharge process wastewater.

**Table 3.7-1
ACTIVE PERMITS METROWIDE AT YEAR END
1990 – 2009**

Year	Class 1	Class 2	Class 3	Trucked Waste	¹ G/W	² BMP	Total Permits	³ CIU Class 4	⁴ Other Class 4/5
1990	105	799	524	43	19		1,490		
1991	123	900	427	42	13		1,505		
1992	108	904	342	40	21		1,415		
1993	96	925	254	38	23		1,336		
1994	79	883	194	35	24		1,215		
1995	76	568	108	22	24		798		
1996	76	527	69	59	13		744		
1997	75	469	62	75	4		685		
1998	72	593	53	64	6		788		
1999	73	406	39	85	15	1192	1710	36	1488
2000	70	369	30	79	15	1215	1763	38	1599
2001	73	411	37	71	14	1287	1879	41	1668
2002	66	410	35	75	17	1280	1678	38	1570
2003	58	378	30	82	26	1175	1723	35	1527
2004	60	368	35	85	19	1144	1692	39	1572
2005	51	352	43	83	34	1142	1671	36	1858
2006	50	340	35	98	30	1123	1646	38	1896
2007	49	324	37	107	34	1077	1628	37	1962
2008	48	299	37	113	33	1022	1519	37	2088
2009	42	297	44	118	33	835	1336	33	2160

¹ Groundwater Discharge Permits are either Class 2 (Remediation) or Class 3 (Construction Dewatering) Permits. They may also be Flow or Pollutant of Concern SIUs

² Best Management Practice Discharge Authorizations

³ Facilities with categorical processes but no discharge to sewer; inspected annually.

⁴ Active facilities that are dry or have industrial flows < permitting thresholds; no permit required.

The 18% drop in BMP permits is due primarily to the substitution of digital x-rays and photography for film-based processes. The program continues to issue temporary Batch Discharge Authorizations in lieu of full permits wherever appropriate; the program processed 63 of these authorizations in 2009.

3.8 PROGRAM SIU PERMITS

Table 3.8-1 lists the number of active categorical (CIU) and non-categorical significant industrial user (SIU) permits as of December 31 for each year during the period of 1990 through 2009. The decline in the number of CIUs from 1990 to 1994 is attributed to a slow-down in defense sector manufacturing in the San Diego area. Decreases from 1995 - 2009 were due primarily to the installation of technology that recycled or reclaimed all wastewater, thereby resulting in zero discharge of process water by former SIUs. In CY2009, three facilities subject to Categorical Pretreatment Standards ceased operations entirely; a fourth eliminated Categorical processes and

moved remaining operations to a new facility.

Table 3.8-1 SIGNIFICANT INDUSTRIAL USERS PERMITTED METROWIDE 1990 – 2009			
Year	Categorical Significant Industrial Users (CIUs)	Non-Categorical Significant Industrial Users (SIUs)	Total SIUs
1990	105	23	128
1991	123	22	145
1992	108	22	130
1993	96	22	118
1994	79	23	102
1995	76	22	98
1996	76	20	96
1997	75	18	93
1998	72	16	88
1999	73	15	88
2000	70	16	86
2001	73	18	91
2002	66	20	86
2003	59	19	78
2004	60	21	81
2005	51	19	70
2006	50	20	70
2007	49	25	74
2008	48	24	72
2009	42	33	75

3.9 CHANGES IN POINT LOMA SIU INVENTORY – CY2009

Table 3.9-1: Changes in SIU Inventory – 2009					
Facility	Name	Class	Permit	Date	Comments
FACILITIES THAT BECAME SIUs IN 2009					Note: UT; = Extracted Groundwater Permit
36-0001	Otay Mesa Energy Center LLC	1	01-A	20-Jul-09	Steam Electric (PSNS) 40 CFR 423.17
05-1081	UT; ExxonMobil Oil Corp	2	02-A	21-May-09	GW remediation w/free product: gasoline
06-0595	UT; Frey Environmental, Inc	2	01-A	14-Dec-09	GW remediation w/free product: gasoline & diesel
07-0171	UT; Thrifty Oil Co #419	2	02-A	11-May-09	GW remediation , gasoline >25,000 gpd
11-0514	UT; CalClean Inc	2	02-B	30-Jun-09	GW remediation, gasoline, >25,000 gpd
13-0447	UT; Chevron Environmntl Mgmt	2	01-A	23-Jul-09	GW remediation w/free product: gasoline
16-0565	UT; Thrifty Oil Co # 043	2	05-A	04-Nov-09	GW remediation w/free product: gasoline
16-0736	UT; Whillock Contracting, Inc	2	01-A	21-Sep-09	GW remediation, gasoline, >25,000 gpd
16-0737	UT; Ledcor Construction Inc	2	01-A	21-Aug-09	Construction DW >25,000 gpd + contamination
33-0051	UT; MJC Construction	2	01-A	28-Aug-09	GW remediation, gasoline, >25,000 gpd
04-0445	UT; TC Construction Inc	3	01-A	13-Jan-09	Construction dewatering > 25,000 gpd
06-0593	UT; TC Construction Inc	3	01-A	11-Sep-09	Construction dewatering > 25,000 gpd
08-0550	UT; West-Tech Contracting Inc	3	01-C	05-Mar-09	Construction dewatering > 25,000 gpd
08-0562	UT; Charles King Company	3	01-A	09-Jul-09	Construction dewatering . 25,000 gpd
09-0930	UT; HPS Mechanical, Inc	3	01-A	18-Nov-09	Construction dewatering > 25,000 gpd
12-0212	Cantare Foods Inc	3	01-A	01-Jul-09	Construction dewatering > 25,000 gpd

34-0086	UT; Charles King Company	3	01-A	21-Dec-09	Construction dewatering > 25,000 gpd
SIU FACILITIES THAT REPORTED A NAME CHANGE IN 2009					
IU #	TO	Class	Permit	Date	FROM
02-0518	Suneva Medical, Inc	1	03-A	09-Jun-09	Artes Medical
08-0018	Naval Base Coronado - NASNI	1	04-A	05-May-09	Naval Air Station North Island

FORMER SIU FACILITIES THAT BECAME NON-SIUs IN 2009					
Facility	Name	Class	Permit	Date	Comments
06-0574	UT; Traylor/Shea Joint Venture	2	01-A	31-Jul-09	Project Completed
08-0356	USN; NAVFAC Southwest Metal Finishing Shop	1	04-A	22-Mar-09	Zero Discharge Core Metal Finisher eliminated associated paint water curtain
09-0023	Solar Turbines Inc	1	03-A	21-Jun-09	Zero discharge brush plating ops discontinued
19-0045	San Diego Wood Preserving Co	1	03-A	30-Sep-09	Moved operations to Mexico

SIU FACILITIES INACTIVATED IN 2009					
Facility	Name	Class	Permit	Date	Comments
03-0665	ProtoQwik	1	03-A	33-Oct-09	OOB
16-0057	Specialized Processing, Inc	1	03-C	29-Jan-09	OOB
16-0262	Premier Metal Processing, Inc	1	04-A	29-Jan-09	OOB
20-0116	PEP West, Inc	1	03-A	25-Jun-09	Moved to 7328 Trade St, IU# 03-1203 and CIU ops discontinued
11-0514	UT; CalClean Inc	2	02-B	18-Nov-09	Project completed
16-0736	UT; Whillock Contracting Inc	2	01-A	02-Nov-09	Project completed
18-0200	UT; Shell Oil Products	2	01-A	12-Jan-09	Project completed
21-0295	UT; CalClean Inc	2	01-B	06-Jan-09	Project completed
33-0051	UT: MJC Construction	2	01-C	23-Oct-09	Discharge ceased
04-0445	UT; TC Construction Inc	3	01-C	15-Oct-09	Discharge terminated
08-0550	UT; West-Tech Contracting Inc	3	01-D	19-Aug-09	Project completed
11-0512	Circle Food Products Inc	3	01-A	30-Dec-09	Moved all ops to existing SIU# 12-0220

3.10 BASELINE MONITORING REPORTS (BMRs) – 2009

Table 3.10-1			
Facility Name	Facility #	BMR Requested	BMR Received
Althea Technologies Inc	02-0892		23-Dec-09
Hi-Z Technology	03-1084	15-Oct-09	20-Nov-09
Pacific Gas Turbine Center	05-0985	16-Sep-09	14-Dec-09; historical data
Premier Metal Processing, Inc	16-0738		21-Aug-09

3.11 DISTRIBUTION OF PERMITS AND INDUSTRIAL FLOW

The distribution of permitted IUs and industrial flow in gallons per day by industry class and geographical area is presented in Table 3.11-1. The geographical areas are described in Table 3.11-2.

Table 3.11-1 DISTRIBUTION OF PERMITS AND INDUSTRIAL WASTE FLOW BY AREA Metropolitan Industrial Wastewater Control Program – 2009 (shaded fields are calculated)											
Area	Class 1	IW (GPD)	Class 2	IW (GPD)	Class 3	IW (GPD)	BMP	Total Permits	Total GPD	Class 4C	Class 4
01	0	0	0	0	0	0	0	0	0	0	2
02	6	13,796	71	448,462	0	0	35	112	462,258	1	85
03	5	2,112	26	671,476	6	36,762	76	113	710,350	7	212
04	0	0	6	13,891	2	22,160	76	84	36,051	0	80
05	2	4,921	26	74,876	3	15,429	127	158	95,226	1	205
06	2	53,288	17	31,640	2	542,400	41	62	627,328	4	77
07	0	0	5	51,137	1	4,018	26	32	55,155	0	19
08	1	42,291	15	66,213	6	5,208,861	48	70	5,317,365	3	83
09	0	0	9	45,584	2	2,593,436	85	96	2,639,020	0	204
10	0	0	11	17,613	2	39,611	62	75	57,224	0	112
11	4	14,426	22	787,151	8	634,611	12	46	1,436,188	1	100
12	2	864	4	10,487	4	202,810	22	32	214,161	4	56
13	3	82,554	13	25,192	4	18,518	85	105	126,264	0	133
14	0	0	1	2,505	1	31,842	13	15	34,347	0	12
15	0	0	0	0	0	0	16	16	0	0	2
16	6	36,750	18	126,735	0	0	86	110	163,485	6	183
17	0	0	0	0	0	0	7	7	0	0	5
18	1	300	5	7,601	0	0	46	52	7,901	0	56
19	1	5	15	33,511	1	3,986	35	52	37,502	1	92
20	4	78,200	8	27,614	0	0	27	39	105,814	2	69
21	2	531	9	6,028	0	0	22	33	6,559	1	95
22	0	0	5	4,298	1	33,666	12	18	37,964	0	23
32	0	0	0	0	0	0	3	3	0	0	9
33	1	33	5	2,421	0	0	3	9	2,454	0	22
34	1	300	4	2,186	1	2,592,000	10	16	2,594,486	2	36
35	0	0	2	2,780	0	0	0	2	2,780	0	16
36	1	43,200	0	0	0	0	0	1	43,200	0	0
Total	42	373,571	297	2,459,401	44	11,980,110	975	1,358	14,813,082	33	1988

**Table 3.11-2
DISCHARGE AREA / AGENCY BY AREA NUMBER**

Area	Description	Area	Description
01	¹ SD: Rancho Bernardo	14	City of Coronado
02	SD: Sorrento Valley & Torrey Pines	15	City of Del Mar
03	SD: Miramar, Mira Mesa, Scripps Ranch	16	City of El Cajon
04	SD: Mission Bay, Pacific Beach, La Jolla	17	City of Imperial Beach
05	SD: Clairemont Mesa	18	City of La Mesa
06	SD: Kearny Mesa	19	City of National City
07	SD: Mission Gorge	20	City of Poway
08	SD: Point Loma, Lindbergh Field	21	Santee/Padre Dam Municipal Water District
09	SD: North Downtown	22	City of Lemon Grove
10	SD: East San Diego	32	Alpine Sanitation District
11	SD: South Downtown	33	Lakeside Sanitation District
12	SD: San Ysidro, Otay Mesa	34	Spring Valley Sanitation District
13	City of Chula Vista	35	Winter Gardens Sewer Maintenance District
		36	East Otay Mesa Sewer Maintenance District

¹ All flows from the Rancho Bernardo area of San Diego are treated by the Hale Avenue Treatment Plant, owned and operated by the City of Escondido. The remaining areas are tributary to the City's Point Loma Wastewater Treatment Plant. Areas 12, 13, and 36 contribute wastewater flows to both the Point Loma Wastewater Treatment Plant and the South Bay Water Reclamation Plant. Permitted flows in areas 8 and 9 include significant volumes of construction dewatering and groundwater remediation discharges.

3.12 PROGRAM INSPECTION AND MONITORING REQUIREMENTS

When an application for a new permit is received, a site inspection of the discharger's facility and operations is conducted to identify and characterize wastewater flows and pollutants; obtain process information; determine applicable federal pretreatment standards, if any; locate discharge points where limits apply and compliance will be determined; and communicate permit requirements, such as Standard Conditions, General and Specific Prohibitions, and site-specific sampling, analysis, and reporting requirements.

After a permit is issued, Industrial Waste Laboratory sampling crews make periodic unannounced site visits to collect samples of the permittee's discharge over a 24-hour period, using automatic samplers; grab samples are collected to determine compliance with discharge standards for grease and oil, total toxic organics, cyanide, and pH. Samples are collected, preserved, and analyzed in accordance with requirements set forth at 40 CFR Part 136. Analytical results are used to determine compliance status, identify operational and housekeeping problems, and evaluate effectiveness of pretreatment equipment. Annual inspections are performed at all SIU facilities to evaluate on-going process and pretreatment operations and maintenance, identify operational changes requiring a permit amendment, evaluate the need for a slug control plan, and maintain the industry's awareness of Permit requirements. SIUs also have self-monitoring (sampling and analysis) and reporting requirements as conditions of their permits.

3.13 IW LABORATORY

In addition to industry monitoring, the city's Industrial Waste Laboratory continues to:

- Conduct quarterly collection system sampling and analysis in support of the Local Limits Study
- Conduct quarterly sampling and analyses of wastewater from the metropolitan participating agencies to determine their respective sewage-strength contributions for billing purposes.
- Conduct monitoring during extended hours at the manned Trucked Waste Discharge site.

In 2009, the Industrial Waste Laboratory also:

- Collected wastewater samples from throughout the City of Tijuana, Baja California, Mexico and analyzed them in support of their Pretreatment Program. This project was funded by the USIBWC.
- Continued working on a project that involves the English to Spanish translation of manuals related to Industry Pretreatment Inspections and Wastewater Treatment. This project was funded by the State of California.
- Started working on a comprehensive study of the current trucked liquid waste monitoring program to identify possible improvements to the services provided by the City. The results of this study will be available towards the end of calendar year 2010.

3.14 SUMMARY OF ROUTINE SAMPLING AND INSPECTION STATISTICS

During 2009, IWCP personnel conducted 148 scheduled SIU facility inspections, 675 non-SIU Source Control inspections, 38 rainwater diversion inspections, 56 sewer surcharge inspections, and 44 storm water inspections. Industrial Waste Laboratory personnel conducted 2063 unannounced sampling visits; collected 4948 industry samples; and performed 17,778 analyses. Inspection and sampling statistics for 1998-2009 are presented in the table below. Industrial users submitted results from 2875 self-monitoring samples; they also submitted 1320 self-certifications of compliance.

Action / Year	1999	2000	2001	2002	2003	2004	2005	2006	2007	2008	2009
Scheduled Facility Inspections	392	496	731	1122	1482	1481	1044	770	731	910	823
Unscheduled Sampling Events			1543	1449	1569	1728	1691	1586	2134	2397	2063
*Program Samples Collected	4150	3621	3161	3345	3885	4370	3962	4562	4401	5876	4948
IWL Analyses Performed	11,281	12,844	12,973	13,120	13,489	16,791	15,285	15,515	15,983	24,872	17,778
*Self-Monitoring Samples	1303	1149	1239	1228	2670	2739	2547	2973	2865	2854	2875
Self-Certifications	1378	1288	2649	2666	1662	1622	1543	1522	1447	1399	1320

3.15 TRUCKED WASTE PERMITS

In 2009, 136 industrial trucked waste generator permits were issued; 30 trucking companies registered with the program to provide hauling services for industrial wastes; and 42 domestic waste hauler permits were issued. Most industrial trucked wastes originate from dewatering of grease trap wastes, ship maintenance and repair, and private treatment system sludge disposal. Domestic wastes originate from portable toilets (construction sites, public events), septage holding tanks, and septic tanks (non-sewered residences). The designated discharge point to the POTW for all hauled wastes is at Pump Station #1 (PS1) on Harbor Drive.

Approximately 41 million gallons of domestic and industrial wastes were received at Pump Station #1 from trucked waste haulers in CY2009. A total of 3,628,500 gallons of grease trap water was received after separation of grease, solids, and oils. A total of 3,648,300 gallons of sludge was received from other POTWs, water treatment plants, and Indian reservations. All truckloads are logged in at the pump station and monthly billings are prepared by program staff to recover costs of treatment and disposal.

In addition to the hauled liquid wastes received at PS1, approximately 13.7 million gallons of hauled domestic wastes were received by the El Cajon Department of Public Works from haulers authorized by the Program to discharge. The continued increase from 0.36 MGY in CY2006 to 11.3 MGY in CY2008 and 13.7 MGY in CY2009 at the El Cajon dump site is attributed to the City of San Diego rate increase for hauled domestic wastes effective May 1, 2007, which resulted in the diversion of domestic liquid waste loads away from the City dump site at PS I to the El Cajon alternative site.

Monthly volumes of trucked wastes received at PS1 during CY2009 are shown in Tables 3.15-1 and 3.15-2.

Table 3.15-1 Trucked Waste Discharges – 2009 Metropolitan Sewerage System: Pump Station #1			
Month	Domestic Waste Discharged in Gallons/month	Industrial Waste Discharged in Gallons/month	Totals
January	1,826,320	1,342,800	3,169,120
February	1,751,660	1,272,560	3,024,220
March	1,851,620	1,584,200	3,435,820
April	1,704,310	1,542,940	3,247,250
May	1,832,270	1,492,480	3,324,750
June	1,956,110	2,123,160	4,079,270
July	1,898,990	1,821,200	3,720,190
August	1,759,070	1,574,780	3,333,850
September	1,736,680,	1,937,460	3,674,140
October	1,913,870	1,865,760	3,779,630
November	1,739,094	1,503,740	3,242,834
December	1,681,580	1,685,140	3,366,720
Totals	21,651,574	19,746,220	41,397,794

Table 3.15-2
 2009 Industrial Waste Discharges by Type (in gallons per month)
 Metropolitan Sewerage System: Pump Station #1

Month	Grease Trap	Other Industrial	Sludge	Total Industrial
January	764,000	318,300	260,500	1,342,800
February	699,000	370,660	202,900	1,272,560
March	776,000	528,000	280,200	1,584,200
April	756,000	308,620	478,320	1,542,940
May	655,000	338,820	498,660	1,492,480
June	811,800	1,003,020	308,340	2,123,160
July	771,500	789,620	260,080	1,821,200
August	582,300	605,480	387,000	1,574,780
September	620,000	1,028,860	288,600	1,937,460
October	656,600	999,960	209,200	1,865,760
November	600,000	766,540	137,200	1,503,740
December	659,800	688,040	337,300	1,685,140
Totals	8,352,000	7,745,920	3,648,300	19,746,220

SIUs Currently Discharging Under a BMR

NAME	FACILITY	BMR_RECVD	REQ
A to Z Metal Finishing	03-0920	20-Jan-1999	Y
AP Precision Metals	12-0144	17-Apr-2001	Y
ATK Space Systems	03-0115	01-Dec-1992	Y
Action Powder Coating LLC	03-0717	21-Sep-1993	Y
Allermed Laboratories Inc	05-0684	13-Nov-1992	Y
Anocote Metal Finishing	03-1017	02-Sep-2004	Y
Artes Medical	02-0518	02-Sep-2005	Y
Chromalloy San Diego	16-0209	02-Dec-1992	Y
Compucraft Industries Inc	21-0252	07-Sep-2001	Y
Creative Metal Industries	21-0248	22-Aug-2000	Y
Cubic Defense Applications Inc	06-0026	12-Apr-1984	Y
Curtis Technology Inc	02-0505	09-Nov-1992	Y
Dynegy South Bay LLC	13-0279	05-Feb-1997	Y
Equality Plating Company	18-0170	30-Apr-1984	Y
GCE Industries Inc	13-0115	16-May-2002	Y
GKN Aerospace Chem-tronics Inc	16-0520	03-Dec-1992	Y
Garvin Industries	16-0033	23-Nov-2001	Y
General Dynamics NASSCO	11-0051	03-Dec-1992	Y
Golden State Metal Finishing	34-0070	26-Jan-2005	Y
Hallmark Circuits Inc	20-0043	09-Jun-1997	Y
Heinz Frozen Foods	12-0154	30-Aug-2002	N
K & R Graphix	11-0334	06-May-1997	Y
K-Tube Corporation	20-0122	07-Jan-2006	Y
Kyocera America Inc	06-0058	12-Nov-1992	Y
L & T Precision Sheet Metal	20-0109	21-Jun-2002	Y
Major Scientific Industries	11-0272	19-Nov-1992	Y
Molecular Metallurgy Inc	33-0044	24-May-2007	Y
PEP West Inc	20-0116	23-Jun-1999	Y
Pacira Pharmaceuticals Inc	02-0761	05-Apr-1999	Y
	02-0762	26-Jul-2004	Y
		23-Jul-1997	Y
Polese Company Inc	03-0722	23-Feb-1994	Y
Premier Metal Processing Inc	16-0262	30-Nov-1992	Y
ProtoQwik	03-0665	08-Oct-1999	Y
Quantum Design Inc	02-0485	26-Mar-2004	Y
Rohr Inc dba Goodrich Aerostructures	13-0161	07-May-1984	Y
Solar Turbines Inc	09-0023	01-Apr-1984	Y
Southern California Plating Company Inc	11-0024	12-Nov-1992	Y
Spec-Built Systems Inc	12-0202	28-Jun-2005	Y
TTM Printed Circuit Group Inc	05-0997	22-Feb-1982	Y
The Argen Corporation	02-0582	30-Nov-1992	Y
Triumph Fabrications - San Diego	16-0529	02-Dec-1992	Y
USN;NAVFAC Southwest Metal Finishing Shop	08-0356	30-Nov-1992	Y
USN;Naval Air Station North Island	08-0018	30-Nov-1992	Y
Valley Metals	20-0108	19-Nov-1998	Y
Veridiam Inc	16-0348	01-Feb-2000	Y
Vision Systems Inc	16-0343	10-Feb-1994	Y

SIU Facilities: Federally and Locally Regulated Parameters by Connection Treatment Plant 1

Report run on: January 4, 2010 3:02 PM

Page 1

Facility	Permit	Name	Address	Conn	Total IW (gpd)	Parmcode	City freq	Self freq	Cat	Period	Lower Limit	Upper Limit	Units
02-0112	03-B	University of California San Diego	9500 Gilman Dr , La Jolla	100	66,000	COPPER	Q	Q	L	DM		11	mg/L
						PH	Q	Q	L	DM	5	12.5	pH
						PH HIGHEST	Q		L	DM		12.5	pH
				200	7,000	COPPER	Q	Q	L	DM		11	mg/L
						PH	Q	Q	L	DM	5	12.5	pH
						PH HIGHEST	Q		L	DM		12.5	pH
				300	67,000	COPPER	Q	Q	L	DM		11	mg/L
						PH	Q	Q	L	DM	5	12.5	pH
						PH HIGHEST	Q		L	DM		12.5	pH
				400	14,000	COPPER	Q	Q	L	DM		11	mg/L
						PH	Q	Q	L	DM	5	12.5	pH
						PH HIGHEST	Q		L	DM		12.5	pH
				500	8,000	COPPER	Q	Q	L	DM		11	mg/L
						PH	Q	Q	L	DM	5	12.5	pH
						PH HIGHEST	Q		L	DM		12.5	pH
02-0332	04-A	Pall Filtration & Separations Group Inc	4116 Sorrento Valley Bl , San Diego	110	49,651	PH	Q	H	L	DM	5	12.5	pH
02-0485	02-A	Quantum Design Inc	6325 Lusk Bl , San Diego	110	10	CADMIUM	Q	Q	F	DM		.11	mg/L
									MO		.07	mg/L	
						CHROMIUM	Q	Q	F	DM		2.77	mg/L
									MO		1.71	mg/L	
						COPPER	Q	Q	F	DM		3.38	mg/L
									MO		2.07	mg/L	
						CYANIDE(T)	Q	Q	F	DM		1.2	mg/L
									MO		.65	mg/L	
						LEAD	Q	Q	F	DM		.69	mg/L
									MO		.43	mg/L	
						NICKEL	Q	Q	F	DM		3.98	mg/L
									MO		2.38	mg/L	
						PH	Q	Q	L	DM	5	12.5	pH
						SILVER	Q	Q	F	DM		.43	mg/L
									MO		.24	mg/L	
TTO(413+433)-P	A	Q	F	DM		2130	ug/L						
ZINC	Q	Q	F	DM		2.61	mg/L						
02-0505	03-B	Curtis Technology Inc	11391 Sorrento Valley Rd , San Diego	100	150	CADMIUM	Q	Q	F	DM		.11	mg/L
									MO		.07	mg/L	
						CHROMIUM	Q	Q	F	DM		2.77	mg/L
									MO		1.71	mg/L	
						COPPER	Q	Q	F	DM		3.38	mg/L
									MO		2.07	mg/L	
CYANIDE(T)	Q	Q	F	DM		1.2	mg/L						
			MO		.65	mg/L							
LEAD	Q	Q	F	DM		.69	mg/L						

SIU Facilities: Federally and Locally Regulated Parameters by Connection Treatment Plant 1

Report run on: January 4, 2010 3:02 PM

Page 2

Facility	Permit	Name	Address	Conn	Total IW (gpd)	Parmcode	City freq	Self freq	Cat	Period	Lower Limit	Upper Limit	Units
02-0505	03-B	Curtis Technology Inc	11391 Sorrento Valley Rd , San Diego	100	150	LEAD	Q	Q	F	MO		.43	mg/L
						NICKEL	Q	Q	F	DM		3.98	mg/L
										MO		2.38	mg/L
						PH	Q	Q	L	DM	5	12.5	pH
						PH HIGHEST	S		L	DM		12.5	pH
						SILVER	Q	Q	F	DM		.43	mg/L
										MO		.24	mg/L
						TTO(413+433)-P	A	Q	F	DM		2130	ug/L
						ZINC	Q	Q	F	DM		2.61	mg/L
										MO		1.48	mg/L
02-0518	03-B	Suneva Medical Inc	5870 Pacific Center Bl , San Diego	110	1,600	ACETONE:P-O	Q	Q	F	DM		20700	ug/L
										MO		8200	ug/L
						ETHYL ACET:P-O	Q	Q	F	DM		20700	ug/L
										MO		8200	ug/L
						ISOP ACETATE:P-O	Q	Q	F	DM		20700	ug/L
										MO		8200	ug/L
						METHYLE CL:P-O	Q	Q	F	DM		3000	ug/L
										MO		700	ug/L
						N-AMYL ACET:P-O	Q	Q	F	DM		20700	ug/L
										MO		8200	ug/L
02-0582	04-A	The Argen Corporation	5855 Oberlin Dr , San Diego	110	254	PH	Q	Q	L	DM	5	12.5	pH
						CADMIUM	Q	Q	F	DM		.22	mg/L
										MO		.1	mg/L
						COPPER	Q	Q	F	DM		1.24	mg/L
										MO		.65	mg/L
						CYANIDE(T)	Q	Q	F	DM		.19	mg/L
										MO		.08	mg/L
						SILVER	Q	Q	F	DM		.27	mg/L
										MO		.11	mg/L
						02-0761	03-A	Pacira Pharmaceuticals Inc	11011 N Torrey Pines Rd , San Diego	120	8,011	ACETONE:P-O	Q
				MO								8194	ug/L
ETHYL ACET:P-O	Q	Q	F	DM								20685	ug/L
				MO								8194	ug/L
ISOP ACETATE:P-O	Q	Q	F	DM								20685	ug/L
				MO								8194	ug/L
METHYLE CL:P-O	Q	Q	F	DM								2998	ug/L
				MO								699	ug/L
N-AMYL ACET:P-O	Q	Q	F	DM								20685	ug/L
				MO								8194	ug/L
02-0762	03-A	Pacira Pharmaceuticals Inc	10450 Science Center Dr , San Diego	110	3,175	PH	Q	Q	L	DM	5	12.5	pH
						ACETONE:P-O	Q	Q	F	DM		20700	ug/L
										MO		8200	ug/L
								F	DM		20700	ug/L	

SIU Facilities: Federally and Locally Regulated Parameters by Connection Treatment Plant 1

Report run on: January 4, 2010 3:02 PM

Page 3

Facility	Permit	Name	Address	Conn	Total IW (gpd)	Parmcode	City freq	Self freq	Cat	Period	Lower Limit	Upper Limit	Units
02-0762	03-A	Pacira Pharmaceuticals Inc	10450 Science Center Dr , San Diego	110	3,175	ETHYL ACET:P-O	Q	Q	F	MO		8200	ug/L
						ISOP ACETATE:P-O	Q	Q	F	DM		20700	ug/L
									MO		8200	ug/L	
						METHYLE CL:P-O	Q	Q	F	DM		3000	ug/L
									MO		700	ug/L	
						N-AMYL ACET:P-O	Q	Q	F	DM		20700	ug/L
03-0115	04-A	ATK Space Systems	9617 Distribution Av , San Diego	410	45							8200	ug/L
						PH	Q	Q	L	DM	5	12.5	pH
						PH HIGHEST	N		L	DM		12.5	pH
						CADMIUM	Q	Q	F	DM		.11	mg/L
									MO		.07	mg/L	
						CHROMIUM	Q	Q	F	DM		2.77	mg/L
									MO		1.71	mg/L	
						COPPER	Q	Q	F	DM		3.38	mg/L
									MO		2.07	mg/L	
						CYANIDE(T)	Q	Q	F	DM		1.2	mg/L
									MO		.65	mg/L	
						LEAD	Q	Q	F	DM		.69	mg/L
03-0408	03-A	Hydranautics	8270 Miralani Dr , San Diego	110	34,823							8200	ug/L
									MO		.43	mg/L	
						NICKEL	Q	Q	F	DM		3.98	mg/L
									MO		2.38	mg/L	
						SILVER	Q	Q	F	DM		.43	mg/L
									MO		.24	mg/L	
						TTO(413+433)-P	A	Q	F	DM		2130	ug/L
						ZINC	Q	Q	F	DM		2.61	mg/L
									MO		1.48	mg/L	
						PH	Q	H	L	DM	5	12.5	pH
						PH HIGHEST	Q		L	DM		12.5	pH
						03-0717	05-A	Action Powder Coating LLC	7949 Stromesa Ct Suite D, San Diego	110	1,213		
			MO		.07							mg/L	
CHROMIUM	Q	Q	F	DM								2.77	mg/L
			MO		1.71							mg/L	
COPPER	Q	Q	F	DM								3.38	mg/L
			MO		2.07							mg/L	
CYANIDE(T)	Q	Q	F	DM								1.2	mg/L
			MO		.65							mg/L	
LEAD	Q	Q	F	DM								.69	mg/L
			MO		.43							mg/L	
NICKEL	Q	Q	F	DM								3.98	mg/L
			MO		2.38							mg/L	
PH	Q	Q	L	DM	5	12.5	pH						
PH HIGHEST	Q		L	DM		12.5	pH						
SILVER	Q	Q	F	DM		.43	mg/L						

SIU Facilities: Federally and Locally Regulated Parameters by Connection Treatment Plant 1

Report run on: January 4, 2010 3:02 PM

Page 4

Facility	Permit	Name	Address	Conn	Total IW (gpd)	Parmcode	City freq	Self freq	Cat	Period	Lower Limit	Upper Limit	Units
03-0717	05-A	Action Powder Coating LLC	7949 Stromesa Ct Suite D, San Diego	110	1,213	SILVER	Q	Q	F	MO		.24	mg/L
						TTO(413+433)-P	A	Q	F	DM		2130	ug/L
						ZINC	Q	Q	F	DM		2.61	mg/L
03-0722	04-B	Polese Company Inc	10113 Carroll Canyon Rd , San Diego	110	347	CADMIUM	Q	Q	F	DM		.07	mg/L
									MO		.04	mg/L	
						CHROMIUM	Q	Q	F	DM		1.58	mg/L
									MO		.98	mg/L	
						COPPER	Q	Q	F	DM		1.73	mg/L
									MO		.85	mg/L	
						CYANIDE(T)	Q	Q	F	DM		.1	mg/L
									MO		.06	mg/L	
						FLUORIDE	Q	Q	F	DM		55.8	mg/L
									MO		35.1	mg/L	
						LEAD	Q	Q	F	DM		.39	mg/L
									MO		.25	mg/L	
						MOLYBDENUM	Q	Q	F	DM		6.69	mg/L
									MO		2.96	mg/L	
						NICKEL	Q	Q	F	DM		.87	mg/L
			MO		.57	mg/L							
03-0900	03-C	Koch Membrane Systems	10054 Old Grove Rd , San Diego	100	121,117	PH	H	H	L	DM	5	12.5	pH
						PH HIGHEST	H		L	DM		12.5	pH
03-0920	03-B	A to Z Metal Finishing	9352 Cabot Dr , San Diego	110	300	CADMIUM	Q	Q	F	DM		.11	mg/L
									MO		.07	mg/L	
						CHROMIUM	Q	Q	F	DM		2.77	mg/L
									MO		1.71	mg/L	
						COPPER	Q	Q	F	DM		3.38	mg/L
									MO		2.07	mg/L	
						LEAD	Q	Q	F	DM		.69	mg/L
									MO		.43	mg/L	
						NICKEL	Q	Q	F	DM		3.98	mg/L
									MO		2.38	mg/L	
						PH	Q	Q	L	DM	5	12.5	pH
						SILVER	Q	Q	F	DM		.43	mg/L
			MO		.24	mg/L							
			TTO(413+433)-P	A	Q	F	DM		2130	ug/L			
			ZINC	Q	Q	F	DM		2.61	mg/L			
							MO		1.48	mg/L			

SIU Facilities: Federally and Locally Regulated Parameters by Connection Treatment Plant 1

Report run on: January 4, 2010 3:02 PM

Page 5

Facility	Permit	Name	Address	Conn	Total IW (gpd)	Parmcode	City freq	Self freq	Cat	Period	Lower Limit	Upper Limit	Units
03-0920	03-B	A to Z Metal Finishing	9352 Cabot Dr , San Diego	111	35	CYANIDE(A)	Q	Q	F	DM	.86		mg/L
										MO	.32		mg/L
03-1017	01-A	Anocote Metal Finishing	7550 Trade St , San Diego	110	80	CADMIUM	Q	Q	F	DM	.11		mg/L
										MO	.07		mg/L
						CHROMIUM	Q	Q	F	DM	2.77		mg/L
										MO	1.71		mg/L
						COPPER	Q	Q	F	DM	3.38		mg/L
										MO	2.07		mg/L
						CYANIDE(T)	Q	Q	F	DM	1.2		mg/L
										MO	.65		mg/L
						LEAD	Q	Q	F	DM	.69		mg/L
										MO	.43		mg/L
						NICKEL	Q	Q	F	DM	3.98		mg/L
										MO	2.38		mg/L
						PH	Q	Q	L	DM	5	12.5	pH
						SILVER	Q	Q	F	DM	.43		mg/L
										MO	.24		mg/L
						TTO(413+433)-P	A	Q	F	DM	2130		ug/L
						ZINC	Q	Q	F	DM	2.61		mg/L
										MO	1.48		mg/L
03-1139	03-A	UT; Traylor/Shea Joint Venture	12298 Alemania Rd , San Diego	100	504,000	FLOW RATE MAX		M	L	DM	350		gpm
						PETROLEUM HC	H	M	L	DM	500		mg/L
						TPH		M	L	DM	500		mg/L
05-0684	03-B	Allermed Laboratories Inc	7203 Convoy Ct , San Diego	130	40	ACETONE:P-O	S	Q	F	DM	20700		ug/L
										MO	8200		ug/L
						ETHYL ACET:P-O	S	Q	F	DM	20700		ug/L
										MO	8200		ug/L
						ISOP ACETATE:P-O	S	Q	F	DM	20700		ug/L
										MO	8200		ug/L
						METHYLE CL:P-O	S	Q	F	DM	3000		ug/L
										MO	700		ug/L
						N-AMYL ACET:P-O	S	Q	F	DM	20700		ug/L
										MO	8200		ug/L
				140	20	ACETONE:P-O	S	Q	F	DM	20700		ug/L
										MO	8200		ug/L
						ETHYL ACET:P-O	S	Q	F	DM	20700		ug/L
										MO	8200		ug/L
						ISOP ACETATE:P-O	S	Q	F	DM	20700		ug/L
										MO	8200		ug/L
						METHYLE CL:P-O	S	Q	F	DM	3000		ug/L
										MO	700		ug/L
						N-AMYL ACET:P-O	S	Q	F	DM	20700		ug/L
										MO	8200		ug/L

SIU Facilities: Federally and Locally Regulated Parameters by Connection Treatment Plant 1

Report run on: January 4, 2010 3:02 PM

Page 6

Facility	Permit	Name	Address	Conn	Total IW (gpd)	Parmcode	City freq	Self freq	Cat	Period	Lower Limit	Upper Limit	Units
05-0684	03-B	Allermed Laboratories Inc	7203 Convoy Ct , San Diego	150	20	ACETONE:P-O	S	Q	F	DM		20700	ug/L
									MO	8200	ug/L		
						ETHYL ACET:P-O	S	Q	F	DM		20700	ug/L
									MO	8200	ug/L		
						ISOP ACETATE:P-O	S	Q	F	DM		20700	ug/L
									MO	8200	ug/L		
05-0997	03-A	TTM Printed Circuit Group Inc	5037 Ruffner St , San Diego	220	4,805	CADMIUM	Q	Q	F	DM		.11	mg/L
									MO	.07	mg/L		
						CHROMIUM	Q	Q	F	DM		2.77	mg/L
									MO	1.71	mg/L		
						COPPER	Q	Q	F	DM		3.38	mg/L
									MO	2.07	mg/L		
05-1019	03-A	USN;Marine Corp Air Station Miramar	45249 Miramar Wy , San Diego	100	19,607	LEAD	Q	Q	F	DM		.69	mg/L
									MO	.43	mg/L		
						NICKEL	Q	Q	F	DM		3.98	mg/L
									MO	2.38	mg/L		
						PH	Q	Q	L	DM	5	12.5	pH
						PH HIGHEST	Q		L	DM		12.5	pH
						SILVER	Q	Q	F	DM		.43	mg/L
									MO	.24	mg/L		
						TTO(413+433)-P	A	Q	F	DM		2130	ug/L
						ZINC	Q	Q	F	DM		2.61	mg/L
05-1081	02-A	UT; ExxonMobil Oil Corporation	3861 Governor Dr , San Diego	100	7,000	CYANIDE(T)	Q	Q	F	DM		1.2	mg/L
									MO	.65	mg/L		
						CYANIDE(T)	Q	Q	F	DM		1.2	mg/L
06-0026	04-A	Cubic Defense Applications Inc	9233 Balboa Av , San Diego	150	666	FLOW RATE MAX			L	DM		1111	gpm
						OIL/GREASE	S	H	L	DM		500	mg/L
						PH	S	H	L	DM	5	12.5	pH
05-1081	02-A	UT; ExxonMobil Oil Corporation	3861 Governor Dr , San Diego	100	7,000	BNZ(W/OAGG)	H	H	L	DM		50	ug/L
						BTEX	H	H	L	DM		750	ug/L
						FLOW RATE MAX		M	L	DM		25	gpm
06-0026	04-A	Cubic Defense Applications Inc	9233 Balboa Av , San Diego	150	666	CADMIUM	Q	Q	F	DM		.69	mg/L
									MO	.26	mg/L		
						CHROMIUM	Q	Q	F	DM		2.77	mg/L
									MO	1.71	mg/L		
06-0026	04-A	Cubic Defense Applications Inc	9233 Balboa Av , San Diego	150	666	COPPER	Q	Q	F	DM		3.38	mg/L
									MO	2.07	mg/L		

SIU Facilities: Federally and Locally Regulated Parameters by Connection Treatment Plant 1

Report run on: January 4, 2010 3:02 PM

Page 7

Facility	Permit	Name	Address	Conn	Total IW (gpd)	Parmcode	City freq	Self freq	Cat	Period	Lower Limit	Upper Limit	Units
06-0026	04-A	Cubic Defense Applications Inc	9233 Balboa Av , San Diego	150	666	CYANIDE(T)	Q	Q	F	DM	1.2		mg/L
									MO	.65	mg/L		
									DM	.69	mg/L		
									MO	.43	mg/L		
									DM	3.98	mg/L		
									MO	2.38	mg/L		
									DM	.43	mg/L		
									MO	.24	mg/L		
									DM	2130	ug/L		
									DM	2.61	mg/L		
									MO	1.48	mg/L		
									DM	.69	mg/L		
				160	286	CADMIUM	Q	Q	F	DM	.69	mg/L	
									MO	.26	mg/L		
									DM	2.77	mg/L		
									MO	1.71	mg/L		
									DM	3.38	mg/L		
									MO	2.07	mg/L		
									DM	1.2	mg/L		
									MO	.65	mg/L		
									DM	.69	mg/L		
									MO	.43	mg/L		
									DM	3.98	mg/L		
									MO	2.38	mg/L		
							DM	.43	mg/L				
							MO	.24	mg/L				
							DM	2130	ug/L				
							DM	2.61	mg/L				
							MO	1.48	mg/L				
				170	1	CADMIUM	Q	Q	F	DM	.69	mg/L	
									MO	.26	mg/L		
									DM	2.77	mg/L		
									MO	1.71	mg/L		
									DM	3.38	mg/L		
									MO	2.07	mg/L		
									DM	1.2	mg/L		
			MO			.65	mg/L						
			DM			.69	mg/L						
			MO			.43	mg/L						
			DM			3.98	mg/L						
			MO			2.38	mg/L						
			DM	.43	mg/L								
			MO	.24	mg/L								
			DM	2130	ug/L								
			DM	2.61	mg/L								
			MO	1.48	mg/L								

SIU Facilities: Federally and Locally Regulated Parameters by Connection Treatment Plant 1

Report run on: January 4, 2010 3:02 PM

Page 8

Facility	Permit	Name	Address	Conn	Total IW (gpd)	Parmcode	City freq	Self freq	Cat	Period	Lower Limit	Upper Limit	Units
06-0026	04-A	Cubic Defense Applications Inc	9233 Balboa Av , San Diego	170	1	ZINC	Q	Q	F	DM		2.61	mg/L
										MO		1.48	mg/L
06-0058	04-B	Kyocera America Inc	8611 Balboa Av , San Diego	130	41,335	CADMIUM	Q	H	F	DM		.11	mg/L
										MO		.07	mg/L
						CHROMIUM	Q	H	F	DM		2.77	mg/L
										MO		1.71	mg/L
						COPPER	Q	H	F	DM		3.38	mg/L
										MO		2.07	mg/L
						LEAD	Q	H	F	DM		.69	mg/L
										MO		.43	mg/L
						NICKEL	Q	H	F	DM		3.98	mg/L
										MO		2.38	mg/L
						PH	Q	H	L	DM	5	12.5	pH
						PH HIGHEST	Q		L	DM		12.5	pH
						SILVER	Q	H	F	DM		.43	mg/L
										MO		.24	mg/L
						TTO(413+433)-P	A	H	F	DM		2130	ug/L
						ZINC	Q	H	F	DM		2.61	mg/L
										MO		1.48	mg/L
				131	10,167	CYANIDE(A)	Q	H	F	DM		.86	mg/L
										MO		.32	mg/L
				140	10,000	CADMIUM	Q	H	F	DM		.11	mg/L
										MO		.07	mg/L
						CHROMIUM	Q	H	F	DM		2.77	mg/L
										MO		1.71	mg/L
						COPPER	Q	H	F	DM		3.38	mg/L
										MO		2.07	mg/L
						LEAD	Q	H	F	DM		.69	mg/L
										MO		.43	mg/L
						NICKEL	Q	H	F	DM		3.98	mg/L
										MO		2.38	mg/L
						PH	Q	H	L	DM	5	12.5	pH
						PH HIGHEST	Q		L	DM		12.5	pH
						SILVER	Q	H	F	DM		.43	mg/L
										MO		.24	mg/L
						TTO(413+433)-P	A	H	F	DM		2130	ug/L
						ZINC	Q	H	F	DM		2.61	mg/L
										MO		1.48	mg/L
06-0593	01-B	UT; TC Construction Inc	2931 Camino Del Rio North , San Diego	100	172,800	FLOW RATE MAX		M	L	DM		120	gpm
				200	360,000	FLOW RATE MAX		M	L	DM		250	gpm
06-0595	01-A	UT; Frey Environmental, Inc.	5345 Overland Av , San Diego	100	7,200	BNZ(W/OAGG)	H	H	L	DM		50	ug/L
						BTEX	H	H	L	DM		750	ug/L
						FLOW RATE MAX		M	L	DM		50	gpm

SIU Facilities: Federally and Locally Regulated Parameters by Connection Treatment Plant 1

Report run on: January 4, 2010 3:02 PM

Page 9

Facility	Permit	Name	Address	Conn	Total IW (gpd)	Parmcode	City freq	Self freq	Cat	Period	Lower Limit	Upper Limit	Units
06-0595	01-A	UT; Frey Environmental, Inc.	5345 Overland Av , San Diego	100	7,200	PETROLEUM HC	H	H	L	DM		500	mg/L
						TPH		H	L	DM		500	mg/L
07-0171	02-A	UT; Thrifty Oil Company # 419	8787 Lake Murray Bl , San Diego	100	28,800	BNZ(W/OAGG)	H	H	L	DM		50	ug/L
						BTEX	H	H	L	DM		750	ug/L
						FLOW RATE MAX		M	L	DM		20	gpm
08-0008	04-B	UT; USN FISC Point Loma Fuel Annex	199 Rosecrans St , San Diego	110	47,000	BNZ(W/OAGG)	H	H	L	DM		500	ug/L
						FLOW RATE MAX		M	L	DM		125	gpm
						LEAD	H	H	L	DM		5	mg/L
						PETROLEUM HC	H		L	DM		500	mg/L
						TPH		H	L	DM		500	mg/L
08-0018	04-A	USN;Naval Base Coronado - NASNI	678 McCain Bl , San Diego	100	42,291	OIL/GREASE	Q	Q	L	DM		500	mg/L
						PH	Q	Q	L	DM	5	12.5	pH
				120	5,737	CADMIUM	Q	M	F	DM		.11	mg/L
										MO		.07	mg/L
						CHROMIUM	Q	M	F	DM		2.75	mg/L
										MO		1.7	mg/L
						COPPER	Q	M	F	DM		3.36	mg/L
										MO		2.06	mg/L
						LEAD	Q	M	F	DM		.69	mg/L
										MO		.43	mg/L
						NICKEL	Q	M	F	DM		3.96	mg/L
										MO		2.37	mg/L
						SILVER	Q	M	F	DM		.43	mg/L
										MO		.24	mg/L
						TTO(413+433)-P	A	M	F	DM		2118	ug/L
						ZINC	Q	M	F	DM		2.6	mg/L
										MO		1.47	mg/L
				123	5,737	CYANIDE(A)	Q	M	F	DM		.86	mg/L
										MO		.32	mg/L
				140	15	CADMIUM	Q	Q	F	DM		.69	mg/L
										MO		.26	mg/L
						CHROMIUM	Q	Q	F	DM		2.77	mg/L
										MO		1.71	mg/L
						COPPER	Q	Q	F	DM		3.38	mg/L
										MO		2.07	mg/L
						CYANIDE(T)	Q	Q	F	DM		1.2	mg/L
										MO		.65	mg/L
						LEAD	Q	Q	F	DM		.69	mg/L
										MO		.43	mg/L
						NICKEL	Q	Q	F	DM		3.98	mg/L
										MO		2.38	mg/L
						SILVER	Q	Q	F	DM		.43	mg/L
										MO		.24	mg/L

SIU Facilities: Federally and Locally Regulated Parameters by Connection Treatment Plant 1

Report run on: January 4, 2010 3:02 PM

Page 10

Facility	Permit	Name	Address	Conn	Total IW (gpd)	Parmcode	City freq	Self freq	Cat	Period	Lower Limit	Upper Limit	Units			
08-0018	04-A	USN;Naval Base Coronado - NASNI	678 McCain Bl , San Diego	140	15	TTO(413+433)-P ZINC	A	Q	F	DM	2130		ug/L			
							Q	Q	F	DM	2.61		mg/L			
										MO	1.48		mg/L			
							150	27,203	CADMIUM	Q	M	F	DM	.11		mg/L
										MO	.07		mg/L			
									CHROMIUM	Q	M	F	DM	2.77		mg/L
							MO	1.71		mg/L						
						COPPER	Q	M	F	DM	3.38		mg/L			
							MO	2.07		mg/L						
						CYANIDE(T)	Q	M	F	DM	1.2		mg/L			
							MO	.65		mg/L						
						LEAD	Q	M	F	DM	.69		mg/L			
							MO	.43		mg/L						
						NICKEL	Q	M	F	DM	3.98		mg/L			
							MO	2.38		mg/L						
						SILVER	Q	M	F	DM	.43		mg/L			
							MO	.24		mg/L						
						TTO(413+433)-P ZINC	A	M	F	DM	2130		ug/L			
							Q	M	F	DM	2.61		mg/L			
							MO	1.48		mg/L						
						160	55	CADMIUM	Q	Q	F	DM	.69		mg/L	
									MO	.26		mg/L				
								CHROMIUM	Q	Q	F	DM	2.77		mg/L	
									MO	1.71		mg/L				
				COPPER	Q	Q	F	DM	3.38		mg/L					
					MO	2.07		mg/L								
				CYANIDE(T)	Q	Q	F	DM	1.2		mg/L					
					MO	.65		mg/L								
				LEAD	Q	Q	F	DM	.69		mg/L					
					MO	.43		mg/L								
				NICKEL	Q	Q	F	DM	3.98		mg/L					
					MO	2.38		mg/L								
				SILVER	Q	Q	F	DM	.43		mg/L					
					MO	.24		mg/L								
				TTO(413+433)-P ZINC	A	Q	F	DM	2130		ug/L					
					Q	Q	F	DM	2.61		mg/L					
					MO	1.48		mg/L								
				180	2	CADMIUM	Q	Q	F	DM	.11		mg/L			
							MO	.07		mg/L						
						CHROMIUM	Q	Q	F	DM	2.77		mg/L			
							MO	1.71		mg/L						
						COPPER	Q	Q	F	DM	3.38		mg/L			
							MO	2.07		mg/L						

SIU Facilities: Federally and Locally Regulated Parameters by Connection Treatment Plant 1

Report run on: January 4, 2010 3:02 PM

Page 11

Facility	Permit	Name	Address	Conn	Total IW (gpd)	Parmcode	City freq	Self freq	Cat	Period	Lower Limit	Upper Limit	Units
08-0018	04-A	USN;Naval Base Coronado - NASNI	678 McCain Bl , San Diego	180	2	CYANIDE(T)	Q	Q	F	DM	1.2		mg/L
									MO	.65	mg/L		
						LEAD	Q	Q	F	DM	.69	mg/L	
									MO	.43	mg/L		
						NICKEL	Q	Q	F	DM	3.98	mg/L	
									MO	2.38	mg/L		
						SILVER	Q	Q	F	DM	.43	mg/L	
									MO	.24	mg/L		
						TTO(413+433)-P	A	Q	F	DM	2130	ug/L	
						ZINC	Q	Q	F	DM	2.61	mg/L	
							MO	1.48	mg/L				
				190	2,049	CADMIUM	Q	Q	F	DM	.69	mg/L	
									MO	.26	mg/L		
						CHROMIUM	Q	Q	F	DM	2.77	mg/L	
									MO	1.71	mg/L		
						COPPER	Q	Q	F	DM	3.38	mg/L	
									MO	2.07	mg/L		
						CYANIDE(T)	Q	Q	F	DM	1.2	mg/L	
									MO	.65	mg/L		
						LEAD	Q	Q	F	DM	.69	mg/L	
			MO			.43	mg/L						
			DM	3.98	mg/L								
			MO	2.38	mg/L								
			DM	.43	mg/L								
			MO	.24	mg/L								
			DM	2130	ug/L								
			DM	2.61	mg/L								
			MO	1.48	mg/L								
08-0562	01-A	UT; Charles King Company	2535 McCain Rd Space 2, San Diego	799	1	BNZ(W/OAGG)	Q	M	L	DM	500		ug/L
				100	2,592,000	FLOW RATE MAX		M	L	DM	1800		gpm
				200	2,592,000	FLOW RATE MAX		M	L	DM	1800		gpm
09-0001	04-A	AlSCO Inc	705 W Grape St , San Diego	100	73,436	COPPER	Q	H	L	DM	11		mg/L
						OIL/GREASE	Q	H	L	DM	667		mg/L
						PH	Q	H	L	DM	5	12.5	pH
						ZINC	Q	H	L	DM	24		mg/L
09-0930	01-A	UT; HPS Mechanical Inc	Taylor St & Hotel Cr , San Diego	100	360,000	FLOW RATE MAX		M	L	DM	250		gpm
				200	648,000	FLOW RATE MAX		M	L	DM	450		gpm
				300	648,000	FLOW RATE MAX		M	L	DM	450		gpm
				400	432,000	FLOW RATE MAX		M	L	DM	300		gpm
				500	432,000	FLOW RATE MAX		M	L	DM	300		gpm
10-0018	03-A	Coca-Cola Bottling Company of San Diego	1348 47th St , San Diego	120	35,580	PH	Q	H	L	DM	5	12.5	pH
						PH HIGHEST	Q		L	DM		12.5	pH
11-0016	04-A	USN;Naval Base San Diego	32nd St @ Harbor Dr , San Diego	830	50,940	OIL/GREASE	Q		L	DM	500		mg/L

SIU Facilities: Federally and Locally Regulated Parameters by Connection Treatment Plant 1

Report run on: January 4, 2010 3:02 PM

Page 12

Facility	Permit	Name	Address	Conn	Total IW (gpd)	Parmcode	City freq	Self freq	Cat	Period	Lower Limit	Upper Limit	Units		
11-0016	04-A	USN;Naval Base San Diego	32nd St @ Harbor Dr , San Diego	830	50,940	PH	M		L	DM	5	12.5	pH		
						850	50,940	CADMIUM	Q	Q	L	DM	1	mg/L	
								CHROMIUM	Q	Q	L	DM	5	mg/L	
								COPPER	Q	Q	L	DM	11	mg/L	
								LEAD	Q	Q	L	DM	5	mg/L	
								NICKEL	Q	Q	L	DM	13	mg/L	
11-0024	04-A	Southern California Plating Company Inc	3261 National Av , San Diego	110	1,300	ZINC	Q	Q	L	DM		24	mg/L		
						CADMIUM	Q	Q	F	DM	.11	mg/L			
										MO	.07	mg/L			
						CHROMIUM	Q	Q	F	DM	2.77	mg/L			
										MO	1.71	mg/L			
						COPPER	Q	Q	F	DM	3.38	mg/L			
										MO	2.07	mg/L			
						CYANIDE(T)	Q	Q	F	DM	1.2	mg/L			
										MO	.65	mg/L			
						LEAD	Q	Q	F	DM	.69	mg/L			
										MO	.43	mg/L			
						NICKEL	Q	Q	F	DM	3.98	mg/L			
										MO	2.38	mg/L			
						PH	Q	Q	L	DM	5	12.5	pH		
PH HIGHEST	Q		L	DM		12.5	pH								
SILVER	Q	Q	F	DM	.43	mg/L									
				MO	.24	mg/L									
				DM	2130	ug/L									
				DM	2.61	mg/L									
				MO	1.48	mg/L									
11-0032	03-A	Angelica Textile Services	3939 Market St , San Diego	110	177,218	OIL/GREASE	H	M	L	DM		500	mg/L		
						PH	H	M	L	DM	5	12.5	pH		
						PH HIGHEST	H		L	DM		12.5	pH		
						ZINC	H	M	L	DM		24	mg/L		
11-0051	04-C	General Dynamics NASSCO	2798 Harbor Dr , San Diego	200	4,309	CADMIUM	Q	Q	L	DM		1	mg/L		
						CHROMIUM	Q	Q	L	DM		5	mg/L		
						COPPER	Q	Q	L	DM		11	mg/L		
						LEAD	Q	Q	L	DM		5	mg/L		
						NICKEL	Q	Q	L	DM		13	mg/L		
						OIL/GREASE	Q	Q	L	DM		500	mg/L		
						PH	Q	Q	L	DM	5	12.5	pH		
						ZINC	Q	Q	L	DM		24	mg/L		
						300	7,310	OIL/GREASE	Q	Q	L	DM		500	mg/L
								PH	Q	Q	L	DM	5	12.5	pH
						310	7,274	CADMIUM	Q	Q	F	DM	.11	mg/L	
				MO	.07	mg/L									
		CHROMIUM	Q	Q	F	DM	2.77	mg/L							

SIU Facilities: Federally and Locally Regulated Parameters by Connection Treatment Plant 1

Report run on: January 4, 2010 3:02 PM

Page 13

Facility	Permit	Name	Address	Conn	Total IW (gpd)	Parmcode	City freq	Self freq	Cat	Period	Lower Limit	Upper Limit	Units	
11-0051	04-C	General Dynamics NASSCO	2798 Harbor Dr , San Diego	310	7,274	CHROMIUM	Q	Q	F	MO		1.71	mg/L	
						COPPER	Q	Q	F	DM		3.38	mg/L	
										MO		2.07	mg/L	
						CYANIDE(T)	Q	Q	F	DM		1.2	mg/L	
										MO		.65	mg/L	
						LEAD	Q	Q	F	DM		.69	mg/L	
										MO		.43	mg/L	
						NICKEL	Q	Q	F	DM		3.98	mg/L	
										MO		2.38	mg/L	
						SILVER	Q	Q	F	DM		.43	mg/L	
										MO		.24	mg/L	
						TTO(413+433)-P	A	Q	F	DM		2130	ug/L	
						ZINC	Q	Q	F	DM		2.61	mg/L	
										MO		1.48	mg/L	
11-0067	03-B	Aramark Uniform Services Inc	3554 Dalbergia St , San Diego	100	72,737	FLOWIMP MAX DRY				L	DM		750	gpm
						FLOWIMP MAX WET				L	DM		500	gpm
						OIL/GREASE	Q	Q	L	DM		500	mg/L	
						PH	Q	Q	L	DM	5	12.5	pH	
						PH	Q		L	DM	5	12.5	pH	
						PH HIGHEST	Q		L	DM		12.5	pH	
						TEMP	Q		L	DM		65.5	DegC	
						CADMIUM	Q	H	L	DM		1	mg/L	
						CHROMIUM	Q	H	L	DM		5	mg/L	
						COPPER	Q	H	L	DM		11	mg/L	
11-0189	04-A	Cintas Corporation	675 32nd St , San Diego	110	35,706	LEAD	Q	H	L	DM		5	mg/L	
						NICKEL	Q	H	L	DM		13	mg/L	
						OIL/GREASE	Q	H	L	DM		500	mg/L	
						ZINC	Q	H	L	DM		24	mg/L	
						CADMIUM	Q	Q	L	DM		1	mg/L	
						CHROMIUM	Q	Q	L	DM		5	mg/L	
						COPPER	Q	Q	L	DM		11	mg/L	
						LEAD	Q	Q	L	DM		5	mg/L	
						NICKEL	Q	Q	L	DM		13	mg/L	
						OIL/GREASE	Q	Q	L	DM		500	mg/L	
11-0272	03-A	Major Scientific Industries	3557 Dalbergia St , San Diego	110	78	PH	Q	Q	L	DM	5	12.5	pH	
						PH HIGHEST	A		L	DM		12.5	pH	
						ZINC	Q	Q	L	DM		24	mg/L	
						CADMIUM	Q	Q	F	DM		.11	mg/L	
										MO		.07	mg/L	
						CHROMIUM	Q	Q	F	DM		2.77	mg/L	
										MO		1.71	mg/L	
COPPER	Q	Q	F	DM		3.38	mg/L							
				MO		2.07	mg/L							

SIU Facilities: Federally and Locally Regulated Parameters by Connection Treatment Plant 1

Report run on: January 4, 2010 3:02 PM

Page 14

Facility	Permit	Name	Address	Conn	Total IW (gpd)	Parmcode	City freq	Self freq	Cat	Period	Lower Limit	Upper Limit	Units	
11-0272	03-A	Major Scientific Industries	3557 Dalbergia St , San Diego	110	78	CYANIDE(T)	Q	Q	F	DM		1.2	mg/L	
									MO	.65	mg/L			
									DM	.69	mg/L			
									MO	.43	mg/L			
									DM	3.98	mg/L			
									MO	2.38	mg/L			
									DM	5	12.5	pH		
									DM	.43	mg/L			
									MO	.24	mg/L			
									DM	2130	ug/L			
									DM	2.61	mg/L			
11-0334	05-A	K & R Graphix	3754 Main St Suite A, San Diego	110	50	CADMIUM	Q	Q	F	DM		.69	mg/L	
									MO	.26	mg/L			
									DM	2.77	mg/L			
									MO	1.71	mg/L			
									DM	3.38	mg/L			
									MO	2.07	mg/L			
									DM	1.2	mg/L			
									MO	.65	mg/L			
									DM	.69	mg/L			
									MO	.43	mg/L			
									DM	3.98	mg/L			
11-0398	04-A	Unifirst Corporation	4041 Market St , San Diego	110	22,712	CADMIUM	Q	Q	L	DM		1	mg/L	
									DM	5	mg/L			
									DM	11	mg/L			
									DM	5	mg/L			
									DM	13	mg/L			
									DM	500	mg/L			
									DM	5	12.5	pH		
									DM	12.5	pH			
									DM	24	mg/L			
									DM	5	12.5	pH		
						11-0444	03-B	CP Kelco	2025 E Harbor Dr , San Diego	430	77,639	PH	W	M
			DM	12.5	pH									
			DM	1	mg/L									
			DM	5	12.5							pH		
			DM	12.5	pH									
			800	450,877	PH	W	M	L	DM		5	12.5	pH	
					PH HIGHEST	Q		L	DM			12.5	pH	

SIU Facilities: Federally and Locally Regulated Parameters by Connection Treatment Plant 1

Report run on: January 4, 2010 3:02 PM

Page 15

Facility	Permit	Name	Address	Conn	Total IW (gpd)	Parmcode	City freq	Self freq	Cat	Period	Lower Limit	Upper Limit	Units
11-0444	03-B	CP Kelco	2025 E Harbor Dr , San Diego	800	450,877	SULFIDE DISSOLVD	Q	M	L	DM		1	mg/L
12-0038	03-A	RJ Donovan Correctional Facility	480 Alta Rd , San Diego	100	56,600	OIL/GREASE	H	H	L	DM		500	mg/L
						PH	H	H	L	DM	5	12.5	pH
12-0144	03-A	AP Precision Metals	1215 30th St , San Diego	110	264	CADMIUM	Q	Q	F	DM		.11	mg/L
										MO		.07	mg/L
						CHROMIUM	Q	Q	F	DM		2.77	mg/L
										MO		1.71	mg/L
						COPPER	Q	Q	F	DM		3.38	mg/L
										MO		2.07	mg/L
						CYANIDE(T)	Q	Q	F	DM		1.2	mg/L
										MO		.65	mg/L
						LEAD	Q	Q	F	DM		.69	mg/L
										MO		.43	mg/L
						NICKEL	Q	Q	F	DM		3.98	mg/L
										MO		2.38	mg/L
						PH	Q	Q	L	DM	5	12.5	pH
						SILVER	Q	Q	F	DM		.43	mg/L
										MO		.24	mg/L
						TTO(413+433)-P	A	Q	F	DM		2130	ug/L
						ZINC	Q	Q	F	DM		2.61	mg/L
										MO		1.48	mg/L
12-0154	02-A	Heinz Frozen Foods	7878 Airway Rd , San Diego	110	90,000	CHROMIUM	Q	Q	O	DM		5	mg/L
						OIL/GREASE	M	M	L	DM		500	mg/L
						PH	M	M	L	DM	5	12.5	pH
						PH HIGHEST	N		L	DM		12.5	pH
						TEMP	M	M	L	DM		65.5	DegC
12-0202	01-A	Spec-Built Systems Inc	2150 Michael Faraday Dr , San Diego	110	600	CADMIUM	Q	Q	F	DM		.11	mg/L
										MO		.07	mg/L
						CHROMIUM	Q	Q	F	DM		2.77	mg/L
										MO		1.71	mg/L
						COPPER	Q	Q	F	DM		3.38	mg/L
										MO		2.07	mg/L
						CYANIDE(T)	Q	Q	F	DM		1.2	mg/L
										MO		.65	mg/L
						LEAD	Q	Q	F	DM		.69	mg/L
										MO		.43	mg/L
						NICKEL	Q	Q	F	DM		3.98	mg/L
										MO		2.38	mg/L
						PH	Q	Q	L	DM	5	12.5	pH
						SILVER	Q	Q	F	DM		.43	mg/L
										MO		.24	mg/L
						TTO(413+433)-P	A	Q	F	DM		2130	ug/L
						ZINC	Q	Q	F	DM		2.61	mg/L

SIU Facilities: Federally and Locally Regulated Parameters by Connection Treatment Plant 1

Report run on: January 4, 2010 3:02 PM

Page 16

Facility	Permit	Name	Address	Conn	Total IW (gpd)	Parmcode	City freq	Self freq	Cat	Period	Lower Limit	Upper Limit	Units
12-0202	01-A	Spec-Built Systems Inc	2150 Michael Faraday Dr , San Diego	110	600	ZINC	Q	Q	F	MO		1.48	mg/L
12-0212	01-A	Cantare Foods Inc	7651 Saint Andrews Av , San Diego	100	22,882	OIL/GREASE	M	M	L	DM		500	mg/L
						PH	M	M	L	DM	5	12.5	pH
12-0220	01-A	Circle Foods LLC	8411 Siempre Viva Rd , San Diego	110	30,000	OIL/GREASE	M	M	L	DM		500	mg/L
						PH	M	M	L	DM	5	12.5	pH
						PH HIGHEST	N		L	DM		12.5	pH
						TEMP	M	M	L	DM		65.5	DegC
13-0115	04-A	Doncasters GCE Industries	1891 Nirvana Av , Chula Vista	330	208	CADMIUM	Q	Q	F	DM		.11	mg/L
										MO		.07	mg/L
						CHROMIUM	Q	Q	F	DM		2.77	mg/L
										MO		1.71	mg/L
						COPPER	Q	Q	F	DM		3.38	mg/L
										MO		2.07	mg/L
						CYANIDE(T)	Q	Q	F	DM		1.2	mg/L
										MO		.65	mg/L
						LEAD	Q	Q	F	DM		.69	mg/L
										MO		.43	mg/L
						NICKEL	Q	Q	F	DM		3.98	mg/L
										MO		2.38	mg/L
						PH	Q	Q	L	DM	5	12.5	pH
						PH HIGHEST	S		L	DM		12.5	pH
						SILVER	Q	Q	F	DM		.43	mg/L
										MO		.24	mg/L
						TTO(413+433)-P	A	Q	F	DM		2130	ug/L
						ZINC	Q	Q	F	DM		2.61	mg/L
										MO		1.48	mg/L
				410	41	CADMIUM	Q	Q	F	DM		.11	mg/L
										MO		.07	mg/L
						CHROMIUM	Q	Q	F	DM		2.77	mg/L
										MO		1.71	mg/L
						COPPER	Q	Q	F	DM		3.38	mg/L
										MO		2.07	mg/L
						CYANIDE(T)	Q	Q	F	DM		1.2	mg/L
										MO		.65	mg/L
						LEAD	Q	Q	F	DM		.69	mg/L
										MO		.43	mg/L
						NICKEL	Q	Q	F	DM		3.98	mg/L
										MO		2.38	mg/L
						PH	Q	Q	L	DM	5	12.5	pH
						PH HIGHEST	S		L	DM		12.5	pH
						SILVER	Q	Q	F	DM		.43	mg/L
										MO		.24	mg/L
						TTO(413+433)-P	A	Q	F	DM		2130	ug/L

SIU Facilities: Federally and Locally Regulated Parameters by Connection Treatment Plant 1

Report run on: January 4, 2010 3:02 PM

Page 17

Facility	Permit	Name	Address	Conn	Total IW (gpd)	Parmcode	City freq	Self freq	Cat	Period	Lower Limit	Upper Limit	Units
13-0115	04-A	Doncasters GCE Industries	1891 Nirvana Av , Chula Vista	410	41	ZINC	Q	Q	F	DM		2.61	mg/L
										MO		1.48	mg/L
13-0161	03-A	Rohr Inc dba Goodrich Aerostructures	850 Lagoon Dr , Chula Vista	210	7,410	CADMIUM	Q	Q	F	DM		.04	mg/L
										MO		.02	mg/L
						CHROMIUM	Q	Q	F	DM		.92	mg/L
										MO		.57	mg/L
						COPPER	Q	Q	F	DM		1.12	mg/L
										MO		.69	mg/L
						CYANIDE(T)	Q	Q	F	DM		.4	mg/L
										MO		.22	mg/L
						LEAD	Q	Q	F	DM		.23	mg/L
										MO		.14	mg/L
						NICKEL	Q	Q	F	DM		1.32	mg/L
										MO		.79	mg/L
						PH	Q	Q	L	DM	5	12.5	pH
						PH HIGHEST	A		L	DM		12.5	pH
						SILVER	Q	Q	F	DM		.14	mg/L
										MO		.08	mg/L
						TTO(413+433)-P	A	Q	F	DM		706	ug/L
						ZINC	Q	Q	F	DM		.86	mg/L
										MO		.49	mg/L
				250	18,002	CADMIUM	Q	Q	F	DM		.11	mg/L
										MO		.07	mg/L
						CHROMIUM	Q	Q	F	DM		2.77	mg/L
										MO		1.71	mg/L
						COPPER	Q	Q	F	DM		3.38	mg/L
										MO		2.07	mg/L
						CYANIDE(T)	Q	Q	F	DM		1.2	mg/L
										MO		.65	mg/L
						LEAD	Q	Q	F	DM		.69	mg/L
										MO		.43	mg/L
						NICKEL	Q	Q	F	DM		3.98	mg/L
										MO		2.38	mg/L
						PH	Q	Q	L	DM	5	12.5	pH
						PH HIGHEST	A		L	DM		12.5	pH
						SILVER	Q	Q	F	DM		.43	mg/L
										MO		.24	mg/L
						TTO(413+433)-P	A	Q	F	DM		2130	ug/L
						ZINC	Q	Q	F	DM		2.61	mg/L
										MO		1.48	mg/L
13-0279	04-A	Dynegy South Bay LLC	990 Bay Bl , Chula Vista	210	56,650	OIL/GREASE	Q	Q	L	DM		500	mg/L
						PH	Q	Q	L	DM	5	12.5	pH
						PH HIGHEST	Q		L	DM		12.5	pH

SIU Facilities: Federally and Locally Regulated Parameters by Connection Treatment Plant 1

Report run on: January 4, 2010 3:02 PM

Page 18

Facility	Permit	Name	Address	Conn	Total IW (gpd)	Parmcode	City freq	Self freq	Cat	Period	Lower Limit	Upper Limit	Units
13-0279	04-A	Dynergy South Bay LLC	990 Bay Bl , Chula Vista	220	142	COPPER	A	S	L	DM		1	mg/L
						OIL/GREASE	A	S	L	DM		500	mg/L
						PH	A	S	L	DM	5	12.5	pH
						PH HIGHEST	A		L	DM		12.5	pH
13-0303	03-A	UT; World Oil Marketing Company	685 H St , Chula Vista	100	2,000	BNZ(W/OAGG)	H	H	L	DM		50	ug/L
						BTEX	H	H	L	DM		750	ug/L
						FLOW RATE MAX		M	L	DM		10	gpm
13-0447	01-A	UT; Chevron Environmental Management Company	903 Broadway , Chula Vista	100	400	BNZ(W/OAGG)	Q	Q	L	DM		50	ug/L
						BTEX	Q	Q	L	DM		750	ug/L
						FLOW RATE MAX		M	L	DM		15	gpm
14-0034	03-A	Hotel Del Coronado	1500 Orange Av , Coronado	110	31,842	OIL/GREASE	Q	Q	L	DM		500	mg/L
						PH	Q	Q	L	DM	5	12.5	pH
						PH HIGHEST	Q		L	DM		12.5	pH
16-0033	03-A	Garvin Industries	316 Millar Av , El Cajon	110	98	CADMIUM	Q	Q	F	DM		.11	mg/L
									MO		.07	mg/L	
						CHROMIUM	Q	Q	F	DM		2.77	mg/L
									MO		1.71	mg/L	
						COPPER	Q	Q	F	DM		3.38	mg/L
									MO		2.07	mg/L	
						CYANIDE(T)	Q	Q	F	DM		1.2	mg/L
									MO		.65	mg/L	
						LEAD	Q	Q	F	DM		.69	mg/L
									MO		.43	mg/L	
						NICKEL	Q	Q	F	DM		3.98	mg/L
									MO		2.38	mg/L	
						PH	Q	Q	L	DM	5	12.5	pH
						SILVER	Q	Q	F	DM		.43	mg/L
			MO		.24	mg/L							
			TTO(413+433)-P	A	Q	F	DM		2130	ug/L			
			ZINC	Q	Q	F	DM		2.61	mg/L			
							MO		1.48	mg/L			
16-0209	04-A	Chromalloy San Diego	1071 Industrial Pl , El Cajon	220	228	CADMIUM	Q	Q	F	DM		.69	mg/L
									MO		.26	mg/L	
						CHROMIUM	Q	Q	F	DM		2.77	mg/L
									MO		1.71	mg/L	
						COPPER	Q	Q	F	DM		3.38	mg/L
									MO		2.07	mg/L	
						CYANIDE(T)	Q	Q	F	DM		1.2	mg/L
									MO		.65	mg/L	
LEAD	Q	Q	F	DM		.69	mg/L						
			MO		.43	mg/L							
			NICKEL	Q	Q	F	DM		3.98	mg/L			
							MO		2.38	mg/L			

SIU Facilities: Federally and Locally Regulated Parameters by Connection Treatment Plant 1

Report run on: January 4, 2010 3:02 PM

Page 19

Facility	Permit	Name	Address	Conn	Total IW (gpd)	Parmcode	City freq	Self freq	Cat	Period	Lower Limit	Upper Limit	Units
16-0209	04-A	Chromalloy San Diego	1071 Industrial Pl , El Cajon	220	228	SILVER	Q	Q	F	DM	.43		mg/L
									MO	.24		mg/L	
									DM	2130		ug/L	
									DM	2.61		mg/L	
16-0343	03-A	Vision Systems Inc	1895 Gillespie Wy , El Cajon	110	300	CADMIUM	Q	Q	F	DM	.11		mg/L
									MO	.07		mg/L	
									DM	2.77		mg/L	
									MO	1.71		mg/L	
									DM	3.38		mg/L	
									MO	2.07		mg/L	
									DM	.69		mg/L	
									MO	.43		mg/L	
									DM	3.98		mg/L	
									MO	2.38		mg/L	
									DM	12.5	5	pH	
									DM	.43		mg/L	
16-0348	02-A	Veridiam Inc	1717 Cuyamaca St , El Cajon	110	3,168	TTO(413+433)-P ZINC	A	Q	F	DM	2130		ug/L
									DM	2.61		mg/L	
									MO	1.48		mg/L	
									DM	.86		mg/L	
									MO	.32		mg/L	
									DM	.67		mg/L	
									MO	.25		mg/L	
									DM	2.69		mg/L	
									MO	1.66		mg/L	
									DM	3.28		mg/L	
									MO	2.01		mg/L	
									DM	1.16		mg/L	
16-0520	03-A	GKN Aerospace Chem-tronics Inc	1150 W Bradley Av , El Cajon	110	17,490	CADMIUM	Q	Q	F	DM	.63		mg/L
									MO	.67		mg/L	
									DM	.42		mg/L	
									DM	3.86		mg/L	
									MO	2.31		mg/L	
									DM	12.5	5	pH	
									DM	12.5		pH	
									DM	.42		mg/L	
									MO	.23		mg/L	
									DM	2065		ug/L	
									DM	2.53		mg/L	
									MO	1.43		mg/L	

SIU Facilities: Federally and Locally Regulated Parameters by Connection Treatment Plant 1

Report run on: January 4, 2010 3:02 PM

Page 20

Facility	Permit	Name	Address	Conn	Total IW (gpd)	Parmcode	City freq	Self freq	Cat	Period	Lower Limit	Upper Limit	Units			
16-0520	03-A	GKN Aerospace Chem-Ironics Inc	1150 W Bradley Av , El Cajon	110	17,490	CADMIUM	Q	Q	F	MO		.16	mg/L			
						CHROMIUM	Q	Q	F	DM		2.32	mg/L			
									MO		1.43	mg/L				
						COPPER	Q	Q	F	DM		2.83	mg/L			
									MO		1.73	mg/L				
						CYANIDE(T)	Q	Q	F	DM		1	mg/L			
									MO		.54	mg/L				
						LEAD	Q	Q	F	DM		.58	mg/L			
									MO		.36	mg/L				
						NICKEL	Q	Q	F	DM		3.33	mg/L			
									MO		1.99	mg/L				
						PH	Q	Q	L	DM	5	12.5	pH			
						PH HIGHEST	Q		L	DM		12.5	pH			
						SILVER	Q	Q	F	DM		.36	mg/L			
									MO		.2	mg/L				
				TTO(413+433)-P	A	Q	F	DM		1782	ug/L					
				ZINC	Q	Q	F	DM		2.18	mg/L					
							MO		1.24	mg/L						
				210				12,031	CADMIUM	Q	Q	F	DM		.53	mg/L
												MO		.2	mg/L	
									CHROMIUM	Q	Q	F	DM		2.55	mg/L
												MO		1.57	mg/L	
									COPPER	Q	Q	F	DM		3.11	mg/L
												MO		1.91	mg/L	
									CYANIDE(T)	Q	Q	F	DM		1.11	mg/L
												MO		.6	mg/L	
									LEAD	Q	Q	F	DM		.64	mg/L
												MO		.4	mg/L	
									NICKEL	Q	Q	F	DM		3.67	mg/L
												MO		2.19	mg/L	
									PH	Q	Q	L	DM	5	12.5	pH
									PH HIGHEST	Q		L	DM		12.5	pH
									SILVER	Q	Q	F	DM		.4	mg/L
			MO		.22	mg/L										
TTO(413+433)-P	A	Q	F	DM		1962	ug/L									
ZINC	Q	Q	F	DM		2.4	mg/L									
			MO		1.36	mg/L										
410				1,447	CADMIUM	Q	Q	F	DM		.54	mg/L				
								MO		.2	mg/L					
					CHROMIUM	Q	Q	F	DM		2.19	mg/L				
								MO		1.35	mg/L					
					COPPER	Q	Q	F	DM		2.68	mg/L				
			MO		1.64	mg/L										

SIU Facilities: Federally and Locally Regulated Parameters by Connection Treatment Plant 1

Report run on: January 4, 2010 3:02 PM

Page 21

Facility	Permit	Name	Address	Conn	Total IW (gpd)	Parmcode	City freq	Self freq	Cat	Period	Lower Limit	Upper Limit	Units						
16-0520	03-A	GKN Aerospace Chem-Ironics Inc	1150 W Bradley Av , El Cajon	410	1,447	CYANIDE(T)	Q	Q	F	DM	.95		mg/L						
															.51	mg/L			
																.55	mg/L		
																.34	mg/L		
																3.15	mg/L		
																1.88	mg/L		
																5	12.5	pH	
																	12.5	pH	
																	.34	mg/L	
																	.19	mg/L	
												TTO(413+433)-P	A	Q	F	DM	1687		ug/L
												ZINC	Q	Q	F	DM	2.07		mg/L
																	1.17		mg/L
										420	208	CADMIUM	Q	Q	F	DM	.11		mg/L
																			.07
												CHROMIUM	Q	Q	F	DM	2.77		mg/L
																	1.71		mg/L
												COPPER	Q	Q	F	DM	3.38		mg/L
																	2.07		mg/L
												CYANIDE(T)	Q	Q	F	DM	1.2		mg/L
																	.65		mg/L
												LEAD	Q	Q	F	DM	.69		mg/L
																	.43		mg/L
												NICKEL	Q	Q	F	DM	3.98		mg/L
																	2.38		mg/L
												SILVER	Q	Q	F	DM	.43		mg/L
																	.24		mg/L
												TTO(413+433)-P	A	Q	F	DM	2130		ug/L
										ZINC	Q	Q	F	DM	2.61		mg/L		
															1.48		mg/L		
				450	10	CADMIUM	Q	Q	F	DM	.11		mg/L						
													.07		mg/L				
								CHROMIUM	Q	Q	F	DM	2.77		mg/L				
													1.71		mg/L				
								COPPER	Q	Q	F	DM	3.38		mg/L				
													2.07		mg/L				
								CYANIDE(T)	Q	Q	F	DM	1.2		mg/L				
													.65		mg/L				
								LEAD	Q	Q	F	DM	.69		mg/L				
													.43		mg/L				
								NICKEL	Q	Q	F	DM	3.98		mg/L				
													2.38		mg/L				
								SILVER	Q	Q	F	DM	.43		mg/L				

SIU Facilities: Federally and Locally Regulated Parameters by Connection Treatment Plant 1

Report run on: January 4, 2010 3:02 PM

Page 22

Facility	Permit	Name	Address	Conn	Total IW (gpd)	Parmcode	City freq	Self freq	Cat	Period	Lower Limit	Upper Limit	Units			
16-0520	03-A	GKN Aerospace Chem-tronics Inc	1150 W Bradley Av , El Cajon	450	10	SILVER	Q	Q	F	MO	.24		mg/L			
						TTO(413+433)-P	A	Q	F	DM	2130		ug/L			
						ZINC	Q	Q	F	DM	2.61		mg/L			
										MO	1.48		mg/L			
							460	158	CADMIUM	Q	Q	F	DM	.11		mg/L
									MO				.07		mg/L	
							CHROMIUM	Q	Q	F	DM	2.77		mg/L		
							MO				1.71		mg/L			
							COPPER	Q	Q	F	DM	3.38		mg/L		
							MO				2.07		mg/L			
							CYANIDE(T)	Q	Q	F	DM	1.2		mg/L		
							MO				.65		mg/L			
							LEAD	Q	Q	F	DM	.69		mg/L		
							MO				.43		mg/L			
							NICKEL	Q	Q	F	DM	3.98		mg/L		
							MO				2.38		mg/L			
							SILVER	Q	Q	F	DM	.43		mg/L		
							MO				.24		mg/L			
							TTO(413+433)-P	A	Q	F	DM	2130		ug/L		
							ZINC	Q	Q	F	DM	2.61		mg/L		
							MO				1.48		mg/L			
							510	225	CADMIUM	Q	Q	F	DM	.11		mg/L
							MO				.07		mg/L			
							CHROMIUM	Q	Q	F	DM	2.77		mg/L		
							MO				1.71		mg/L			
							COPPER	Q	Q	F	DM	3.38		mg/L		
							MO				2.07		mg/L			
			CYANIDE(T)	Q	Q	F	DM	1.2		mg/L						
			MO				.65		mg/L							
			LEAD	Q	Q	F	DM	.69		mg/L						
			MO				.43		mg/L							
			NICKEL	Q	Q	F	DM	3.98		mg/L						
			MO				2.38		mg/L							
			PH	Q	Q	L	DM		5	12.5	pH					
			SILVER	Q	Q	F	DM			.43		mg/L				
			MO							.24		mg/L				
			TTO(413+433)-P	A	Q	F	DM			2130		ug/L				
			ZINC	Q	Q	F	DM			2.61		mg/L				
			MO							1.48		mg/L				
			620	754	CADMIUM	Q	Q	F	DM	.11		mg/L				
			MO							.07		mg/L				
			CHROMIUM	Q	Q	F	DM			2.77		mg/L				
			MO							1.71		mg/L				

SIU Facilities: Federally and Locally Regulated Parameters by Connection Treatment Plant 1

Report run on: January 4, 2010 3:02 PM

Page 23

Facility	Permit	Name	Address	Conn	Total IW (gpd)	Parmcode	City freq	Self freq	Cat	Period	Lower Limit	Upper Limit	Units			
16-0520	03-A	GKN Aerospace Chem-Ironics Inc	1150 W Bradley Av , El Cajon	620	754	COPPER	Q	Q	F	DM		3.38	mg/L			
									MO	2.07	mg/L					
						CYANIDE(T)	Q	Q	F	DM	1.2	mg/L				
									MO	.65	mg/L					
						LEAD	Q	Q	F	DM	.69	mg/L				
									MO	.43	mg/L					
						NICKEL	Q	Q	F	DM	3.98	mg/L				
									MO	2.38	mg/L					
						SILVER	Q	Q	F	DM	.43	mg/L				
									MO	.24	mg/L					
						TTO(413+433)-P	A	Q	F	DM	2130	ug/L				
						ZINC	Q	Q	F	DM	2.61	mg/L				
									MO	1.48	mg/L					
						16-0529	03-A	Triumph Fabrications - San Diego	203 N Johnson Av , El Cajon	110	150	CADMIUM	Q	Q	F	DM
			MO	.07	mg/L											
CHROMIUM	Q	Q	F	DM	2.77							mg/L				
			MO	1.71	mg/L											
COPPER	Q	Q	F	DM	3.38							mg/L				
			MO	2.07	mg/L											
CYANIDE(T)	Q	Q	F	DM	1.2							mg/L				
			MO	.65	mg/L											
LEAD	Q	Q	F	DM	.69							mg/L				
			MO	.43	mg/L											
NICKEL	Q	Q	F	DM	3.98							mg/L				
			MO	2.38	mg/L											
PH	Q	Q	L	DM	5							12.5	pH			
SILVER	Q	Q	F	DM	.43							mg/L				
			MO	.24	mg/L											
TTO(413+433)-P	A	Q	F	DM	2130					ug/L						
ZINC	Q	Q	F	DM	2.61					mg/L						
			MO	1.48	mg/L											
150				150	13					CADMIUM	Q	Q	F	DM	.11	mg/L
													MO	.07	mg/L	
										CHROMIUM	Q	Q	F	DM	2.77	mg/L
													MO	1.71	mg/L	
						COPPER	Q	Q	F	DM	3.38	mg/L				
									MO	2.07	mg/L					
						CYANIDE(T)	Q	Q	F	DM	1.2	mg/L				
									MO	.65	mg/L					
						LEAD	Q	Q	F	DM	.69	mg/L				
									MO	.43	mg/L					
NICKEL	Q	Q	F	DM	3.98	mg/L										
			MO	2.38	mg/L											

SIU Facilities: Federally and Locally Regulated Parameters by Connection Treatment Plant 1

Report run on: January 4, 2010 3:02 PM

Page 24

Facility	Permit	Name	Address	Conn	Total IW (gpd)	Parmcode	City freq	Self freq	Cat	Period	Lower Limit	Upper Limit	Units									
16-0529	03-A	Triumph Fabrications - San Diego	203 N Johnson Av , El Cajon	150	13	SILVER	Q	Q	F	DM	.43		mg/L									
											MO	.24		mg/L								
											TTO(413+433)-P	A	Q	F	DM	2130		ug/L				
											ZINC	Q	Q	F	DM	2.61		mg/L				
															MO	1.48		mg/L				
															DM	.11		mg/L				
				160					5	CADMIUM	Q	Q	F	DM	.11		mg/L					
															MO	.07		mg/L				
															CHROMIUM	Q	Q	F	DM	2.77		mg/L
																			MO	1.71		mg/L
															COPPER	Q	Q	F	DM	3.38		mg/L
																			MO	2.07		mg/L
															CYANIDE(T)	Q	Q	F	DM	1.2		mg/L
																			MO	.65		mg/L
															LEAD	Q	Q	F	DM	.69		mg/L
																			MO	.43		mg/L
															NICKEL	Q	Q	F	DM	3.98		mg/L
																			MO	2.38		mg/L
															SILVER	Q	Q	F	DM	.43		mg/L
																			MO	.24		mg/L
																			TTO(413+433)-P	A	Q	F
									ZINC	Q	Q	F	DM	2.61		mg/L						
										MO	1.48		mg/L									
170					18	CADMIUM	Q	Q	F	DM	.11		mg/L									
											MO	.07		mg/L								
											CHROMIUM	Q	Q	F	DM	2.77		mg/L				
															MO	1.71		mg/L				
											COPPER	Q	Q	F	DM	3.38		mg/L				
															MO	2.07		mg/L				
											CYANIDE(T)	Q	Q	F	DM	1.2		mg/L				
															MO	.65		mg/L				
											LEAD	Q	Q	F	DM	.69		mg/L				
															MO	.43		mg/L				
											NICKEL	Q	Q	F	DM	3.98		mg/L				
															MO	2.38		mg/L				
											SILVER	Q	Q	F	DM	.43		mg/L				
															MO	.24		mg/L				
															TTO(413+433)-P	A	Q	F	DM	2130		ug/L
									ZINC	Q	Q	F	DM	2.61		mg/L						
										MO	1.48		mg/L									
16-0565	05-A	UT; Thrifty Oil Company # 043	1092 E Washington Av , El Cajon	100	200	BNZ(W/OAGG)	Q	Q	L	DM	50		ug/L									
						BTEX	Q	Q	L	DM	750		ug/L									
						FLOW RATE MAX		M	L	DM	20		gpm									
16-0737	01-A	UT; Leducor Construction Inc	100 Civic Center Wy , El Cajon	100	104,400	BNZ(W/OAGG)	H	H	L	DM	50		ug/L									

SIU Facilities: Federally and Locally Regulated Parameters by Connection Treatment Plant 1

Report run on: January 4, 2010 3:02 PM

Page 25

Facility	Permit	Name	Address	Conn	Total IW (gpd)	Parmcode	City freq	Self freq	Cat	Period	Lower Limit	Upper Limit	Units
16-0737	01-A	UT; Ledcor Construction Inc	100 Civic Center Wy , El Cajon	100	104,400	BTEX	H	H	L	DM		750	ug/L
						FLOW RATE MAX		M	L	DM		80	gpm
						PETROLEUM HC	H	H	L	DM		500	mg/L
18-0170	03-A	Equality Plating Company	8172 Center St , La Mesa	110	300	TPH		H	L	DM		500	mg/L
						CADMIUM	Q	Q	F	4D		.7	mg/L
									L	DM		1	mg/L
						CHROMIUM	Q	Q	L	DM		5	mg/L
						COPPER	Q	Q	L	DM		11	mg/L
						CYANIDE(A)	Q	Q	F	4D		2.7	mg/L
										DM		5	mg/L
						LEAD	Q	Q	F	4D		.4	mg/L
										DM		.6	mg/L
						NICKEL	Q	Q	L	DM		13	mg/L
						PH	Q	Q	L	DM	5	12.5	pH
PH HIGHEST	S		L	DM		12.5	pH						
TTO(413+433)-P	A	Q	F	DM		4570	ug/L						
ZINC	Q	Q	L	DM		24	mg/L						
20-0043	04-A	Hallmark Circuits Inc	13500 Danielson St , Poway	110	75,489	CADMIUM	Q	H	F	DM		.11	mg/L
										MO		.07	mg/L
						CHROMIUM	Q	H	F	DM		2.77	mg/L
										MO		1.71	mg/L
						COPPER	Q	H	F	DM		3.38	mg/L
										MO		2.07	mg/L
						LEAD	Q	H	F	DM		.69	mg/L
										MO		.43	mg/L
						NICKEL	Q	H	F	DM		3.98	mg/L
										MO		2.38	mg/L
						PH	Q	H	L	DM	5	12.5	pH
						PH HIGHEST	Q		L	DM		12.5	pH
						SILVER	Q	H	F	DM		.43	mg/L
										MO		.24	mg/L
TTO(413+433)-P	A	H	F	DM		2130	ug/L						
ZINC	Q	H	F	DM		2.61	mg/L						
				MO		1.48	mg/L						
				DM		.86	mg/L						
				MO		.32	mg/L						
				DM		1.2	mg/L						
				MO		.65	mg/L						
20-0108	03-B	Valley Metals	13125 Gregg St , Poway	110	579	AMMONIA	Q	Q	F	DM		498	mg/L
										MO		219	mg/L
						CADMIUM	Q	Q	F	DM		.11	mg/L
										MO		.07	mg/L
				DM		1.35	mg/L						

SIU Facilities: Federally and Locally Regulated Parameters by Connection Treatment Plant 1

Report run on: January 4, 2010 3:02 PM

Page 26

Facility	Permit	Name	Address	Conn	Total IW (gpd)	Parmcode	City freq	Self freq	Cat	Period	Lower Limit	Upper Limit	Units
20-0108	03-B	Valley Metals	13125 Gregg St , Poway	110	579	CHROMIUM	Q	Q	F	MO		.81	mg/L
						COPPER	Q	Q	F	DM		3.38	mg/L
									MO		2.07	mg/L	
						CYANIDE(T)	Q	Q	F	DM		1.17	mg/L
									MO		.6	mg/L	
						FLUORIDE	Q	Q	F	DM		70.2	mg/L
									MO		31.1	mg/L	
						LEAD	Q	Q	F	DM		.9	mg/L
									MO		.51	mg/L	
						NICKEL	Q	Q	F	DM		1.95	mg/L
									MO		1.18	mg/L	
						PH	Q	Q	L	DM	5	12.5	pH
						PH HIGHEST	Q		L	DM		12.5	pH
						SILVER	Q	Q	F	DM		.43	mg/L
			MO		.24	mg/L							
			TTO(413+433)-P	A	Q	F	DM		2130	ug/L			
			ZINC	Q	Q	F	DM		3.29	mg/L			
							MO		1.67	mg/L			
20-0109	04-A	L & T Precision Sheet Metal	12105 Kirkham Rd , Poway	120	35	CADMIUM	Q	Q	F	DM		.11	mg/L
									MO		.07	mg/L	
						CHROMIUM	Q	Q	F	DM		2.77	mg/L
									MO		1.71	mg/L	
						COPPER	Q	Q	F	DM		3.38	mg/L
									MO		2.07	mg/L	
						CYANIDE(T)	Q	Q	F	DM		1.2	mg/L
									MO		.65	mg/L	
						LEAD	Q	Q	F	DM		.69	mg/L
									MO		.43	mg/L	
						NICKEL	Q	Q	F	DM		3.98	mg/L
			MO		2.38	mg/L							
SILVER	Q	Q	F	DM		.43	mg/L						
			MO		.24	mg/L							
ZINC	Q	Q	F	DM		2.61	mg/L						
						MO		1.48	mg/L				
20-0122	02-C	K-Tube Corporation	13400 Kirkham Wy , Poway	110	160	CADMIUM	Q	Q	F	DM		.11	mg/L
									MO		.07	mg/L	
						CHROMIUM	Q	Q	F	DM		2.77	mg/L
									MO		1.71	mg/L	
						COPPER	Q	Q	F	DM		3.38	mg/L
									MO		2.07	mg/L	
CYANIDE(T)	Q	Q	F	DM		1.2	mg/L						
			MO		.65	mg/L							
LEAD	Q	Q	F	DM		.69	mg/L						

SIU Facilities: Federally and Locally Regulated Parameters by Connection Treatment Plant 1

Report run on: January 4, 2010 3:02 PM

Page 27

Facility	Permit	Name	Address	Conn	Total IW (gpd)	Parmcode	City freq	Self freq	Cat	Period	Lower Limit	Upper Limit	Units			
20-0122	02-C	K-Tube Corporation	13400 Kirkham Wy , Poway	110	160	LEAD	Q	Q	F	MO		.43	mg/L			
						NICKEL	Q	Q	F	DM		3.98	mg/L			
										MO		2.38	mg/L			
						PH	Q	Q	L	DM	5	12.5	pH			
						PH HIGHEST	Q		L	DM		12.5	pH			
						SILVER	Q	Q	F	DM		.43	mg/L			
										MO		.24	mg/L			
						TTO(413+433)-P	A	Q	F	DM		2130	ug/L			
						ZINC	Q	Q	F	DM		2.61	mg/L			
										MO		1.48	mg/L			
							120	1,860	CADMIUM	Q	Q	F	DM		.11	mg/L
											MO		.07	mg/L		
				CHROMIUM	Q	Q			F	DM		2.77	mg/L			
									MO		1.71	mg/L				
				COPPER	Q	Q			F	DM		3.38	mg/L			
									MO		2.07	mg/L				
				CYANIDE(T)	Q	Q			F	DM		1.2	mg/L			
									MO		.65	mg/L				
				LEAD	Q	Q			F	DM		.69	mg/L			
									MO		.43	mg/L				
				NICKEL	Q	Q			F	DM		3.98	mg/L			
									MO		2.38	mg/L				
				PH	Q	Q	L	DM	5	12.5	pH					
				PH HIGHEST	Q		L	DM		12.5	pH					
SILVER	Q	Q	F	DM		.43	mg/L									
			MO		.24	mg/L										
			TTO(413+433)-P	A	Q	F	DM		2130	ug/L						
			ZINC	Q	Q	F	DM		2.61	mg/L						
						MO		1.48	mg/L							
21-0248	03-A	Creative Metal Industries	10039 Prospect Av Suite E, Santee	110	60	CADMIUM	Q	Q	F	DM		.11	mg/L			
									MO		.07	mg/L				
						CHROMIUM	Q	Q	F	DM		2.77	mg/L			
									MO		1.71	mg/L				
						COPPER	Q	Q	F	DM		3.38	mg/L			
									MO		2.07	mg/L				
						CYANIDE(T)	Q	Q	F	DM		1.2	mg/L			
									MO		.65	mg/L				
						LEAD	Q	Q	F	DM		.69	mg/L			
									MO		.43	mg/L				
						NICKEL	Q	Q	F	DM		3.98	mg/L			
									MO		2.38	mg/L				
			SILVER	Q	Q	F	DM		.43	mg/L						
						MO		.24	mg/L							

SIU Facilities: Federally and Locally Regulated Parameters by Connection Treatment Plant 1

Report run on: January 4, 2010 3:02 PM

Page 28

Facility	Permit	Name	Address	Conn	Total IW (gpd)	Parmcode	City freq	Self freq	Cat	Period	Lower Limit	Upper Limit	Units
21-0248	03-A	Creative Metal Industries	10039 Prospect Av Suite E, Santee	110	60	TTO(413+433)-P	A	Q	F	DM		2130	ug/L
						ZINC	Q	Q	F	DM		2.61	mg/L
										MO		1.48	mg/L
21-0252	02-A	Compucraft Industries Inc	8787 Olive Ln , Santee	110	414	CADMIUM	Q	Q	F	DM		.11	mg/L
										MO		.07	mg/L
						CHROMIUM	Q	Q	F	DM		2.77	mg/L
										MO		1.71	mg/L
						COPPER	Q	Q	F	DM		3.38	mg/L
										MO		2.07	mg/L
						CYANIDE(T)	Q	Q	F	DM		1.2	mg/L
										MO		.65	mg/L
						LEAD	Q	Q	F	DM		.69	mg/L
										MO		.43	mg/L
						NICKEL	Q	Q	F	DM		3.98	mg/L
										MO		2.38	mg/L
						PH	Q	Q	L	DM	5	12.5	pH
						PH HIGHEST	A		L	DM		12.5	pH
						SILVER	Q	Q	F	DM		.43	mg/L
										MO		.24	mg/L
										TTO(413+433)-P	A	Q	F
				ZINC	Q	Q	F	DM		2.61	mg/L		
								MO		1.48	mg/L		
				120	57	CADMIUM	Q	Q	F	DM		.11	mg/L
										MO		.07	mg/L
						CHROMIUM	Q	Q	F	DM		2.77	mg/L
										MO		1.71	mg/L
						COPPER	Q	Q	F	DM		3.38	mg/L
										MO		2.07	mg/L
						CYANIDE(T)	Q	Q	F	DM		1.2	mg/L
										MO		.65	mg/L
						LEAD	Q	Q	F	DM		.69	mg/L
										MO		.43	mg/L
						NICKEL	Q	Q	F	DM		3.98	mg/L
										MO		2.38	mg/L
						PH	Q	Q	L	DM	5	12.5	pH
						PH HIGHEST	A		L	DM		12.5	pH
						SILVER	Q	Q	F	DM		.43	mg/L
										MO		.24	mg/L
						TTO(413+433)-P	A	Q	F	DM		2130	ug/L
						ZINC	Q	Q	F	DM		2.61	mg/L
										MO		1.48	mg/L
33-0044	01-A	Molecular Metallurgy Inc	11649 Riverside Dr Suite 139, Lakeside	110	33	CADMIUM	Q	Q	F	DM		.11	mg/L
										MO		.07	mg/L

SIU Facilities: Federally and Locally Regulated Parameters by Connection Treatment Plant 1

Report run on: January 4, 2010 3:02 PM

Page 29

Facility	Permit	Name	Address	Conn	Total IW (gpd)	Parmcode	City freq	Self freq	Cat	Period	Lower Limit	Upper Limit	Units						
33-0044	01-A	Molecular Metallurgy Inc	11649 Riverside Dr Suite 139, Lakeside	110	33	CHROMIUM	Q	Q	F	DM		2.77	mg/L						
									MO	1.71	mg/L								
						COPPER	Q	Q	F	DM		3.38	mg/L						
									MO	2.07	mg/L								
						CYANIDE(T)	Q	Q	F	DM		1.2	mg/L						
									MO	.65	mg/L								
						LEAD	Q	Q	F	DM		.69	mg/L						
									MO	.43	mg/L								
						NICKEL	Q	Q	F	DM		3.98	mg/L						
									MO	2.38	mg/L								
34-0070	02-A	Golden State Metal Finishing	2737 Via Orange Wy , Spring Valley	110	300	TTO(413+433)-P	A	Q	F	DM		2130	ug/L						
						ZINC	Q	Q	F	DM		2.61	mg/L						
									MO	1.48	mg/L								
						CADMIUM	Q	Q	F	DM		.11	mg/L						
									MO	.07	mg/L								
						CHROMIUM	Q	Q	F	DM		2.77	mg/L						
									MO	1.71	mg/L								
						COPPER	Q	Q	F	DM		3.38	mg/L						
									MO	2.07	mg/L								
						CYANIDE(T)	Q	Q	F	DM		1.2	mg/L						
			MO	.65	mg/L														
34-0086	01-A	UT; Charles King Company	3600-3900 Bonita Rd , Bonita	100	2,592,000	FLOW RATE MAX		M	L	DM		1800	gpm						
						36-0001	01-A	Otay Mesa Energy Center LLC	647 Alta Rd , San Diego	110	43,000	CHROMIUM	Q	Q	F	DM		.2	mg/L
												OIL/GREASE	Q	Q	L	DM		500	mg/L
												PH	Q	Q	L	DM	5	12.5	pH
												PH HIGHEST	Q		L	DM		12.5	pH
												TDS	Q	Q	L	DM		3200	mg/L
												ZINC	Q	Q	F	DM		1	mg/L

SIU Facilities: Federally and Locally Regulated Parameters by Connection Treatment Plant 1

Report run on: January 4, 2010 3:00 PM

Facility	Permit	Name	Address	Conn	Total IW (gpd)	Parmcode	City freq	Self freq	Cat	Period	Lower Limit	Upper Limit	Units
20-0109	04-A	L & T Precision Sheet Metal	12105 Kirkham Rd , Poway	120	35	LEAD	Q	Q	F	MO		.43	mg/L
						NICKEL	Q	Q	F	DM		3.98	mg/L
									MO		2.38	mg/L	
						SILVER	Q	Q	F	DM		.43	mg/L
									MO		.24	mg/L	
						ZINC	Q	Q	F	DM		2.61	mg/L
									MO		1.48	mg/L	
20-0122	02-C	K-Tube Corporation	13400 Kirkham Wy , Poway	110	160	CADMIUM	Q	Q	F	DM		.11	mg/L
									MO		.07	mg/L	
						CHROMIUM	Q	Q	F	DM		2.77	mg/L
									MO		1.71	mg/L	
						COPPER	Q	Q	F	DM		3.38	mg/L
									MO		2.07	mg/L	
						CYANIDE(T)	Q	Q	F	DM		1.2	mg/L
									MO		.65	mg/L	
						LEAD	Q	Q	F	DM		.69	mg/L
									MO		.43	mg/L	
				NICKEL	Q	Q	F	DM		3.98	mg/L		
							MO		2.38	mg/L			
				PH	Q	Q	L	DM	5	12.5	pH		
				PH HIGHEST	Q		L	DM		12.5	pH		
				SILVER	Q	Q	F	DM		.43	mg/L		
							MO		.24	mg/L			
				TTO(413+433)-P	A	Q	F	DM		2130	ug/L		
				ZINC	Q	Q	F	DM		2.61	mg/L		
							MO		1.48	mg/L			
				120	1,860	CADMIUM	Q	Q	F	DM		.11	mg/L
			MO				.07	mg/L					
CHROMIUM	Q	Q	F			DM		2.77	mg/L				
			MO				1.71	mg/L					
COPPER	Q	Q	F			DM		3.38	mg/L				
			MO				2.07	mg/L					
CYANIDE(T)	Q	Q	F			DM		1.2	mg/L				
			MO				.65	mg/L					
LEAD	Q	Q	F			DM		.69	mg/L				
			MO				.43	mg/L					
NICKEL	Q	Q	F	DM		3.98	mg/L						
			MO		2.38	mg/L							

SIU Facilities: Federally and Locally Regulated Parameters by Connection Treatment Plant 1

Report run on: January 4, 2010 3:00 PM

Page 31

Facility	Permit	Name	Address	Conn	Total IW (gpd)	Parmcode	City freq	Self freq	Cat	Period	Lower Limit	Upper Limit	Units
20-0122	02-C	K-Tube Corporation	13400 Kirkham Wy , Poway	120	1,860	PH	Q	Q	L	DM	5	12.5	pH
						PH HIGHEST	Q		L	DM		12.5	pH
						SILVER	Q	Q	F	DM		.43	mg/L
										MO		.24	mg/L
						TTO(413+433)-P	A	Q	F	DM		2130	ug/L
						ZINC	Q	Q	F	DM		2.61	mg/L
21-0248	03-A	Creative Metal Industries	10039 Prospect Av Suite E, Santee	110	60	CADMIUM	Q	Q	F	DM		.11	mg/L
										MO		.07	mg/L
						CHROMIUM	Q	Q	F	DM		2.77	mg/L
										MO		1.71	mg/L
						COPPER	Q	Q	F	DM		3.38	mg/L
										MO		2.07	mg/L
						CYANIDE(T)	Q	Q	F	DM		1.2	mg/L
										MO		.65	mg/L
						LEAD	Q	Q	F	DM		.69	mg/L
										MO		.43	mg/L
						NICKEL	Q	Q	F	DM		3.98	mg/L
										MO		2.38	mg/L
						SILVER	Q	Q	F	DM		.43	mg/L
										MO		.24	mg/L
TTO(413+433)-P	A	Q	F	DM		2130	ug/L						
ZINC	Q	Q	F	DM		2.61	mg/L						
21-0252	02-A	Compucraft Industries Inc	8787 Olive Ln , Santee	110	414	CADMIUM	Q	Q	F	DM		.11	mg/L
										MO		.07	mg/L
						CHROMIUM	Q	Q	F	DM		2.77	mg/L
										MO		1.71	mg/L
						COPPER	Q	Q	F	DM		3.38	mg/L
										MO		2.07	mg/L
						CYANIDE(T)	Q	Q	F	DM		1.2	mg/L
										MO		.65	mg/L
						LEAD	Q	Q	F	DM		.69	mg/L
										MO		.43	mg/L
						NICKEL	Q	Q	F	DM		3.98	mg/L
										MO		2.38	mg/L
						PH	Q	Q	L	DM	5	12.5	pH
						PH HIGHEST	A		L	DM		12.5	pH

SIU Facilities: Federally and Locally Regulated Parameters by Connection Treatment Plant 1

Report run on: January 4, 2010 3:00 PM

Facility	Permit	Name	Address	Conn	Total IW (gpd)	Parmcode	City freq	Self freq	Cat	Period	Lower Limit	Upper Limit	Units		
21-0252	02-A	Compucraft Industries Inc	8787 Olive Ln , Santee	110	414	SILVER	Q	Q	F	DM		.43	mg/L		
									MO		.24	mg/L			
						TTO(413+433)-P	A	Q	F	DM		2130	ug/L		
						ZINC	Q	Q	F	DM		2.61	mg/L		
									MO		1.48	mg/L			
						120	57	CADMIUM	Q	Q	F	DM		.11	mg/L
											MO		.07	mg/L	
								CHROMIUM	Q	Q	F	DM		2.77	mg/L
											MO		1.71	mg/L	
								COPPER	Q	Q	F	DM		3.38	mg/L
									MO		2.07	mg/L			
				CYANIDE(T)	Q			Q	F	DM		1.2	mg/L		
									MO		.65	mg/L			
				LEAD	Q			Q	F	DM		.69	mg/L		
									MO		.43	mg/L			
							DM		3.98	mg/L					
							MO		2.38	mg/L					
							DM		5	12.5	pH				
							L	DM		12.5	pH				
							F	DM		.43	mg/L				
			MO		.24	mg/L									
			F	DM		2130	ug/L								
			F	DM		2.61	mg/L								
			MO		1.48	mg/L									
33-0044	01-A	Molecular Metallurgy Inc	11649 Riverside Dr Suite 139, Lakeside	110	33	CADMIUM	Q	Q	F	DM		.11	mg/L		
									MO		.07	mg/L			
						CHROMIUM	Q	Q	F	DM		2.77	mg/L		
									MO		1.71	mg/L			
						COPPER	Q	Q	F	DM		3.38	mg/L		
									MO		2.07	mg/L			
						CYANIDE(T)	Q	Q	F	DM		1.2	mg/L		
									MO		.65	mg/L			
						LEAD	Q	Q	F	DM		.69	mg/L		
									MO		.43	mg/L			
						NICKEL	Q	Q	F	DM		3.98	mg/L		
									MO		2.38	mg/L			
						SILVER	Q	Q	F	DM		.43	mg/L		
									MO		.24	mg/L			

SIU Facilities: Federally and Locally Regulated Parameters by Connection Treatment Plant 1

Report run on: January 4, 2010 3:00 PM

Facility	Permit	Name	Address	Conn	Total IW (gpd)	Parmcode	City freq	Self freq	Cat	Period	Lower Limit	Upper Limit	Units
33-0044	01-A	Molecular Metallurgy Inc	11649 Riverside Dr Suite 139, Lakeside	110	33	TTO(413+433)-P ZINC	A	Q	F	DM		2130	ug/L
							Q	Q	F	DM		2.61	mg/L
										MO		1.48	mg/L
34-0070	02-A	Golden State Metal Finishing	2737 Via Orange Wy , Spring Valley	110	300	CADMIUM	Q	Q	F	DM		.11	mg/L
										MO		.07	mg/L
							Q	Q	F	DM		2.77	mg/L
										MO		1.71	mg/L
							Q	Q	F	DM		3.38	mg/L
										MO		2.07	mg/L
							Q	Q	F	DM		1.2	mg/L
										MO		.65	mg/L
							Q	Q	F	DM		.69	mg/L
										MO		.43	mg/L
							Q	Q	F	DM		3.98	mg/L
										MO		2.38	mg/L
							Q	Q	L	DM	5	12.5	pH
Q	Q	F	DM		.43	mg/L							
			MO		.24	mg/L							
			TTO(413+433)-P ZINC	A	Q	F	DM		2130	ug/L			
				Q	Q	F	DM		2.61	mg/L			
							MO		1.48	mg/L			
34-0086	01-A	UT; Charles King Company	3600-3900 Bonita Rd , Bonita	100	2,592,000	FLOW RATE MAX		M	L	DM		1800	gpm
36-0001	01-A	Otay Mesa Energy Center LLC	647 Alta Rd , San Diego	110	43,000	CHROMIUM	Q	Q	F	DM		.2	mg/L
							Q	Q	L	DM		500	mg/L
							Q	Q	L	DM	5	12.5	pH
							Q	Q	L	DM		12.5	pH
							Q	Q	L	DM		3200	mg/L
							Q	Q	F	DM		1	mg/L

SIU Facilities Federal Category, Process, and Pretreatment Technology by Connection Treatment Plant 1

Report run on: January 4, 2010 3:07 PM

Page 1

Facility	Permit	Name	IW Discharged (gpd)	Conn	Principle Process	Federal/Local	CFR Part	CFR Section	Order	Pre Treat Code
02-0112	03-B	University of California San Diego	162,000	100	Overview - Muir & Revelle Colleges	Local	132		1	HAUL
									2	PH
									3	REC
				120	Zero Discharge Metal Finishing	Local		1	HAUL	
								2	ZERO	
				200	Overview - Med School	Local	132		1	HAUL
									2	PH
									3	REC
				300	Overview - North Campus	Local	132		1	HAUL
									2	PH
									3	REC
									4	DIVRTA
				400	Overview - East Campus	Local	132		1	HAUL
									2	PH
									3	REC
500	Stein Clinical Sciences	Local	132		1	HAUL				
					2	PH				
					3	REC				
02-0332	04-A	Pall Filtration & Separations Group Inc	49,803	100	Sewer Lateral	Local			1	SOURCE
				110	Membrane Mfg	Local				
02-0485	02-A	Quantum Design Inc	10	110	Cleaning/Etching	Federal	433	.17		
				120	Zero discharge plating	Local			1	ZERO
02-0505	03-B	Curtis Technology Inc	170	100	Chem Milling	Federal	433	.17	1	PH
									2	SETTLE
									3	HAUL
									4	SD-FP
02-0518	03-B	Suneva Medical Inc	1,800	100	Sewer Lateral	Local	132		1	SOURCE
									2	HAUL
									3	PH
110	Pharmaceutical Manufacturing	Federal	439	.26	1	PH				
					439	.47				
02-0582	04-A	The Argen Corporation	624	110	Precious Metal Forming	Federal	471	.45	1	SETTLE
									2	FILT-O

SIU Facilities Federal Category, Process, and Pretreatment Technology by Connection Treatment Plant 1

Report run on: January 4, 2010 3:07 PM

Page 2

Facility	Permit	Name	IW Discharged (gpd)	Conn	Principle Process	Federal/Local	CFR Part	CFR Section	Order	Pre Treat Code
02-0582	04-A	The Argen Corporation	624	110					3	FILT
									4	IX
									5	ADS-C
02-0761	03-A	Pacira Pharmaceuticals Inc	8,017	120	Pharm Mfg	Federal	439	.47	1	PH
02-0762	03-A	Pacira Pharmaceuticals Inc	3,175	110	Pharmaceutical mfg	Federal	439	.47	1	SPAR-A
									2	PH
03-0115	04-A	ATK Space Systems	162	100	Zero Disch Cert for Core MF ops	Local			1	RECYL
									2	HAUL
				200	Solvent Certification	Local			1	HAUL
				410	Abrasive Jet Machining	Federal	433	.17	1	CENT
									2	UF
03-0408	03-A	Hydranautics	34,823	110	RO Membrane Casting	Local				
03-0717	05-A	Action Powder Coating LLC	1,213	110	Coating / cleaning	Federal	433	.17	1	EQUAL
									2	SETTLE
03-0722	04-B	Polese Company Inc	357	110	Metal Finish/Surface Treatment	Federal	433	.17	1	BATCH
							471	.45	2	P&S
							471	.55	3	COAG
									4	FLOC
									5	SD-FP
									6	FILT
									7	CN
									8	EVAP
									9	HAUL
									10	IX
									11	RECYL
				220	Prec/Refract Metal Forming	Local	471	.45	1	EVAP
							471	.55	2	ZERO
03-0900	03-C	Koch Membrane Systems	121,117	100	Sewer Lateral	Local	199		1	PH
03-0920	03-B	A to Z Metal Finishing	300	110	Metal Finishing	Federal	433	.17	1	PH
									2	BATCH
									3	P&S
				111	Gold Chem Film	Federal	433	.17	1	CN
									2	CR

SIU Facilities Federal Category, Process, and Pretreatment Technology by Connection Treatment Plant 1

Report run on: January 4, 2010 3:07 PM

Page 3

Facility	Permit	Name	IW Discharged (gpd)	Conn	Principle Process	Federal/Local	CFR Part	CFR Section	Order	Pre Treat Code	
03-1017	01-A	Anocote Metal Finishing	80	110	Metal finishing rinses	Federal	433	.17	1	PH	
									2	CR	
									3	EQUAL	
									4	FLOC	
									5	PPT	
03-1139	03-A	UT; Traylor/Shea Joint Venture	504,000	100	Construction Dewatering	Local	101		1	SETTLE	
									2	O/W	
05-0684	03-B	Allermed Laboratories Inc	105	130	Glassware Washing/Sterile Prep	Federal	439	.46			
					Glassware Washing/Extraction Area	Federal	439	.26			
					Media Prep/Tube Washing	Federal	439	.26			
05-0997	03-A	TTM Printed Circuit Group Inc	4,816	220	PCB Manufacturing	Federal	433	.17	1	BATCH	
									2	IX	
									3	EW	
				221	Gold Electro Plating	Federal	433	.17	1	REC	
									2	IX	
									222	Immersion Gold	Federal
2	IX										
05-1019	03-A	USN;Marine Corp Air Station Miramar	19,607	100	Aircraft maintenance	Local	130		1	DIVRTA	
									2	ELBOW	
									3	SETTLE	
									4	HAUL	
05-1081	02-A	UT; ExxonMobil Oil Corporation	7,000	100	Groundwater remediation	Local	101		1	FILT-O	
									2	ADS-C	
06-0026	04-A	Cubic Defense Applications Inc	953	100	main lateral - Bldg 1	Local					
					150	wave soldering	Federal	433	.15		
					160	deburring	Federal	433	.15		
					170	testing	Federal	433	.15		
06-0058	04-B	Kyocera America Inc	52,335	130	Ni plating, cleaning	Federal	433	.17	1	FLOC	
									2	THCK-G	
									3	SD-FP	
									4	FILT	

SIU Facilities Federal Category, Process, and Pretreatment Technology by Connection Treatment Plant 1

Report run on: January 4, 2010 3:07 PM

Page 4

Facility	Permit	Name	IW Discharged (gpd)	Conn	Principle Process	Federal/Local	CFR Part	CFR Section	Order	Pre Treat Code
06-0058	04-B	Kyocera America Inc	52,335	130					5	PH
				131	Au plating, stripping	Federal	433	.17	1	CN
									2	PH
								3	FLOC	
06-0593	01-B	UT; TC Construction Inc	532,800	140	Alkaline soap cleaning	Federal	433	.17	1	PH
				100	Groundwater	Local	101		1	SETTLE
				200	Groundwater	Local	101		1	SETTLE
06-0595	01-A	UT; Frey Environmental, Inc.	7,200	100	Groundwater	Local	101		1	SETTLE
									2	ADS-C
07-0171	02-A	UT; Thrifty Oil Company # 419	28,800	100	Groundwater Remediation	Local	101		1	FILT-O
									2	ADS-C
08-0008	04-B	UT; USN FISC Point Loma Fuel Annex	47,000	110	Fuel recovery w/ remediation dewatering	Local	101		1	SETTLE
									2	OW
									3	SPAR-A
08-0018	04-A	USN;Naval Base Coronado - NASNI	42,291	100	NASNI Pump Station	Local	130			
				120	IWTP @ NASNI	Federal	433	.17	1	BATCH
									2	CHOX-O
									3	CR
									4	P&S
									5	PH
									6	SAND
									7	ADS-C
									8	SD-BF
									9	HAUL
				123	CN Treatment @ IWTP	Federal	433	.17	1	CN
				140	Engine Test Cell Cleaning	Federal	433	.15	1	ELBOW
				150	Oil Recovery Plant	Federal	433	.17	1	EQUAL
									2	OW
									3	PPT
									4	DAF
									5	SD-FP

SIU Facilities Federal Category, Process, and Pretreatment Technology by Connection Treatment Plant 1

Report run on: January 4, 2010 3:07 PM

Page 5

Facility	Permit	Name	IW Discharged (gpd)	Conn	Principle Process	Federal/Local	CFR Part	CFR Section	Order	Pre Treat Code
08-0018	04-A	USN;Naval Base Coronado - NASNI	42,291	160	Hydrostatic testing	Federal	433	.15		
				180	Pump/valve/hose testing	Federal	433	.17		
				190	Aircraft Test Pad Cleaning	Federal	433	.15	1	O/W
				799	Groundwater remediation	Local			1	ELBOW
08-0562	01-A	UT; Charles King Company	5,184,000	100	Construction Dewatering	Local	101		1	SETTLE
				200	Construction Dewatering	Local	101		0	SETTLE
09-0001	04-A	Alsco Inc	73,436	100	Laundry	Local	133		1	SETTLE
									2	EQUAL
									3	SCREEN
									4	ELBOW
09-0930	01-A	UT; HPS Mechanical Inc	2,520,000	100	Groundwater MH460	Local	101		1	SETTLE
				200	Groundwater MH52	Local	101		1	SETTLE
				300	Groundwater MH87	Local	101		1	SETTLE
				400	Groundwater MH101	Local	101		1	SETTLE
				500	Groundwater MH97	Local	101		1	SETTLE
10-0018	03-A	Coca-Cola Bottling Company of San Diego	35,580	120	Soda Production and Sanitary	Local			2	PH
11-0016	04-A	USN;Naval Base San Diego	61,035	100	USN8 SWW: Piers 6, 7, 8 & Mole Pier	Local	134			
				200	Gym, Medical and Dental Clinics	Local	130		1	1CRC
									2	HAUL
				300	Auto Hobby Shop	Local			1	ELBOW
				400	Steam Plant, Vehicle Maint	Local			1	ELBOW
									2	RECYL
									3	HOLD
				500	Steam Clean, Hydrotest, Hydroblast	Local			1	ELBOW
									2	HAUL
				600	NEX Car Wash	Local			1	ELBOW
				799	Vault dewatering	Local				
				810	USN6 SWW: Piers 1 & 2, Quay Wall	Local	134			
820	USN7 SWW: Piers 3, 4, 5	Local	134		1	HOLD				
830	NC4M SWW: Piers 10, 12, 13	Local	134							
850	Treated Bilgewater	Local	134		1	SCREEN				
					2	EQUAL				

SIU Facilities Federal Category, Process, and Pretreatment Technology by Connection Treatment Plant 1

Report run on: January 4, 2010 3:07 PM

Page 6

Facility	Permit	Name	IW Discharged (gpd)	Conn	Principle Process	Federal/Local	CFR Part	CFR Section	Order	Pre Treat Code
11-0016	04-A	USN;Naval Base San Diego	61,035	850					3	O/W
									4	PLATE
									5	PPT
									6	DAF
									7	THCK-G
									8	SD-FP
									9	HAUL
11-0024	04-A	Southern California Plating Company Inc	1,300	900 110	Fire fighting school Anodize/chromating/phosphating	Local Federal	433	.17	1	SAND
									1	CR
									2	PH
									3	FLOC
									4	SETTLE
									5	SD-FP
									6	HAUL
11-0032	03-A	Angelica Textile Services	177,268	110	Commercial Laundry	Local	133		1	LINT
									2	PH
11-0051	04-C	General Dynamics NASSCO	12,998	200 300 310	Bilge/Ballast (not thru 310) Overview - West End of Yard WWTF Effluent	Local Local Federal	120		1	SETTLE
									1	O/W
									2	PH
									3	DAF
									4	COAG
									5	SD-FP
									6	HAUL
				600	Overview - East End of Yard	Local	130			
				620	VTC Separator	Local			1	SETTLE
									2	O/W
				630	Film Processing	Local	130		1	ERU+1
				798	Stormwater	Local				
				799	Seawater	Local				
11-0067	03-B	Aramark Uniform Services Inc	72,737	100 120	Sewer Lateral Industrial Laundry	Local Local	133		1	SCREEN
									2	EQUAL

SIU Facilities Federal Category, Process, and Pretreatment Technology by Connection Treatment Plant 1

Report run on: January 4, 2010 3:07 PM

Page 7

Facility	Permit	Name	IW Discharged (gpd)	Conn	Principle Process	Federal/ Local	CFR Part	CFR Section	Order	Pre Treat Code
11-0067	03-B	Aramark Uniform Services Inc	72,737	120					3	EMUL-C
									4	P&S
									5	DAF
									6	O/W
									7	THCK-G
									8	SD-FP
11-0189	04-A	Cintas Corporation	35,706	110	Laundering	Local	133		1	SD-FP
									2	O/W
									3	SETTLE
									4	FLOC
									5	PH
									6	HAUL
11-0272	03-A	Major Scientific Industries	78	110	PCB Manufacturing	Federal	433	.17	1	MTLREP
									2	FILT-O
									3	SETTLE
									4	PH
									5	P&S
									6	HAUL
									7	SOURCE
11-0334	05-A	K & R Graphix	50	110	Silkscreening (MF assoc op)	Federal	433	.15		
				120	Etching	Local			1	HAUL
11-0398	04-A	Unifirst Corporation	22,712	110	Laundry	Local	133		1	SCREEN
									2	SETTLE
									3	LINT
									4	O/W
									5	HAUL
11-0444	03-B	CP Kelco	528,516	430	R&D Pilot Plant	Local	199		1	EQUAL
									2	PH
				799	Storm Water	Local				
				800	Kelco SBP & Cogen Plant	Local			1	PH
11-0534	01-A	UT; City of San Diego - General Services Dept	432,000	110	Pit 2 - southwest corner	Local	101		1	SETTLE
									2	FILT-O
									3	ADS-C

SIU Facilities Federal Category, Process, and Pretreatment Technology by Connection Treatment Plant 1

Report run on: January 4, 2010 3:07 PM

Page 8

Facility	Permit	Name	IW Discharged (gpd)	Conn	Principle Process	Federal/Local	CFR Part	CFR Section	Order	Pre Treat Code		
11-0534	01-A	UT; City of San Diego - General Services Dept	432,000	120	Pit 3 - northwest corner	Local	101		1	SETTLE		
									2	FILT-O		
									3	ADS-C		
						210	Pit 1 - southeast corner	Local	101		1	SETTLE
											2	FILT
											3	ADS-C
						220	Pit 4 - nouttheast corner	Local	101		1	SETTLE
											2	FILT
											3	ADS-C
12-0038	03-A	RJ Donovan Correctional Facility	56,600	100	Main Sewer	Local	130 133		1	GRIND		
12-0144	03-A	AP Precision Metals	264	110	Metal Coating (Iron Phosphating)	Federal	433	.17	1	PH		
									2	SETTLE		
12-0154	02-A	Heinz Frozen Foods	90,000	110	Food Manufacturing	Local	137		1	EQUAL		
									2	SCREEN		
									3	DAF+C		
									4	GREASE		
12-0202	01-A	Spec-Built Systems Inc	600	110	Iron Phosphating	Federal	433	.17	1	SETTLE		
									2	RECYL		
									3	CC		
									4	PH		
									5	MIXER		
									6	HAUL		
12-0212	01-A	Cantare Foods Inc	26,210	100	Cheese Manufacturing Lateral	Local	134 137					
				210	Bakery	Local			1	SETTLE		
									2	HAUL		
									3	ELBOW		
12-0220	01-A	Circle Foods LLC	30,000	110	Food manufacturing	Local	137		1	EQUAL		
									2	SCREEN		
									3	DAF+C		
									4	SD-FP		
13-0115	04-A	Doncasters GCE Industries	250	200	Bldg 2 Lateral, 1887 Nirvana Av	Local			1	ZERO		

SIU Facilities Federal Category, Process, and Pretreatment Technology by Connection Treatment Plant 1

Report run on: January 4, 2010 3:07 PM

Page 9

Facility	Permit	Name	IW Discharged (gpd)	Conn	Principle Process	Federal/Local	CFR Part	CFR Section	Order	Pre Treat Code
13-0115	04-A	Doncasters GCE Industries	250	200					2	HAUL
				300	Bldg 3 Lateral, 757 Main St	Local	130		1	ERU+1
									2	HAUL
				330	Dye Pen/ Vibra Clean	Federal	433	.17	1	SETTLE
									2	IX
									3	FILT-O
				410	Dye Pen/Water Jet Cutting	Federal	433	.17	1	SETTLE
									2	IX
									3	FILT-O
									4	OW
									5	HAUL
				13-0161	03-A	Rohr Inc dba Goodrich Aerostructures	25,412	210	Tumble / Hydro Test / Cool	Federal
250	Metal Finishing & Stormwater	Federal	433					.17	1	EQUAL
									2	CR
									3	PH
									4	P&S
									5	UF
									6	SD-FP
									7	HAUL
									8	RECYL
									9	HOLD
13-0279	04-A	Dynergy South Bay LLC	56,892	700	Sewer Lateral	Local				
				100	Sewer lateral	Local				
				200	IW Lateral	Federal	423	.16		
				210	Low Volume Wastes	Local			1	SETTLE
									2	OW
									3	COAL
									4	HAUL
				220	Chem/Non-Chem Cleaning	Federal	423	.16	1	BATCH
									2	HAUL
									3	PH
					4	P&S				
					5	THCK-G				

SIU Facilities Federal Category, Process, and Pretreatment Technology by Connection Treatment Plant 1

Report run on: January 4, 2010 3:07 PM

Page 10

Facility	Permit	Name	IW Discharged (gpd)	Conn	Principle Process	Federal/Local	CFR Part	CFR Section	Order	Pre Treat Code
13-0279	04-A	Dynegy South Bay LLC	56,892	220					6	SAND
									7	SD-FP
13-0303	03-A	UT; World Oil Marketing Company	2,000	100	Groundwater remediation	Local	101		1	SETTLE
									2	ADS-C
									3	FILT-O
13-0447	01-A	UT; Chevron Environmental Management Company	400	100	groundwater remediation	Local	101		1	ELBOW
									2	FILT-O
									3	ADS-C
14-0034	03-A	Hotel Del Coronado	31,842	110	Commercial laundry	Local	100		1	SCREEN
									2	EQUAL
16-0033	03-A	Garvin Industries	98	110	Cleaning/Fe Phosphating	Federal	433	.17	1	PH
16-0209	04-A	Chromalloy San Diego	229	110	Metal finishing ops w/o discharge	Federal	433	.15	1	HAUL
									2	EVAP
				220	Dye penetrant testing	Federal	433	.15	1	SETTLE
				310	X-ray film processing	Local	130		1	HAUL
16-0343	03-A	Vision Systems Inc	300	110	Etch / Chemfilm	Federal	433	.17	1	PH
									2	CR
									3	CN
									4	P&S
									5	FILT-O
				111	Chemfilm	Federal	433	.17	1	CN
									2	CR
									3	PPT
									4	FILT-O
16-0348	02-A	Veridiam Inc	3,348	110	Metal Fab/Clean	Federal	433	.15	1	EQUAL
							433	.17	2	PH
									3	P&S
									4	SD-FP
				120	X-ray Processing	Local	130		1	ERU+2
16-0520	03-A	GKN Aerospace Chem-tronics Inc	32,543	110	Chem Mill, Caustic Clean	Federal	433	.15	1	EQUAL
							433	.17	2	FLOC
									3	P&S
									4	PH

SIU Facilities Federal Category, Process, and Pretreatment Technology by Connection Treatment Plant 1

Report run on: January 4, 2010 3:07 PM

Page 11

Facility	Permit	Name	IW Discharged (gpd)	Conn	Principle Process	Federal/Local	CFR Part	CFR Section	Order	Pre Treat Code
16-0520	03-A	GKN Aerospace Chem-tronics Inc	32,543	120	Alodine (zero discharge)	Local			1	ZERO
				210	Clean, Dye Pen, Tumble	Federal	130		1	EQUAL
							433	.15	2	FLOC
							433	.17	3	P&S
									4	PH
				410	Chembrite	Federal	433	.15	1	PH
							433	.17		
				420	Steam Cleaning	Federal	433	.17	1	SETTLE
									2	ELBOW
				430	X-Ray Processing	Local	130		1	RECOV
				450	Steam clean, dye pen test	Federal	433	.17	1	ELBOW
				460	Dye Penetrant Test	Federal	433	.17		
				510	Steam Clean, Dye Pen, Xray	Federal	433	.17		
620	Water Jet Cutting	Federal	433	.17	1	FILT-O				
16-0529	03-A	Triumph Fabrications - San Diego	232	100	Building Lateral	Local	130			
				110	Metal Finishing	Federal	433	.17	1	SETTLE
									2	PH
									3	PPT
				130	Plaster Mold / Pan Wash	Local				
				150	Dye Pen (FPI #2)	Federal	433	.17		
				160	Dye Pen (FPI #3)	Federal	433	.17		
170	Dye Pen (FPI #1/4)	Federal	433	.17						
16-0565	05-A	UT; Thrifty Oil Company # 043	200	100	Groundwater remediation	Local	101		1	FILT-O
								2	ADS-C	
								3	SETTLE	
16-0737	01-A	UT; Ledcor Construction Inc	104,400	100	Groundwater	Local	101		1	SETTLE
								2	SAND	
								3	ADS-C	
18-0170	03-A	Equality Plating Company	300	110	Electroplating	Federal	413	.14	1	CN
								2	CR	
								3	PH	
								4	SETTLE	
								5	SD-FP	

SIU Facilities Federal Category, Process, and Pretreatment Technology by Connection Treatment Plant 1

Report run on: January 4, 2010 3:07 PM

Page 12

Facility	Permit	Name	IW Discharged (gpd)	Conn	Principle Process	Federal/Local	CFR Part	CFR Section	Order	Pre Treat Code
18-0170	03-A	Equality Plating Company	300	110					6	HAUL
				120	Zero Discharge Acid Copper Plating	Local			1	ZERO
19-0282	01-A	Prochem Specialty Products	5	110	Floor Washdown	Federal	417	.116	1	SETTLE
							417	.176		
20-0043	04-A	Hallmark Circuits Inc	75,489	110	PC Board Manufacturing	Federal	433	.17	1	IX
									2	EW
									3	BATCH
									4	RECYL
									5	PH
									6	FLOC
									7	FILT-O
									8	SD-FP
									9	HAUL
				111	Gold Tab Plating	Federal	433	.17	1	RECOV
									2	CN
				112	Immersion Gold Plating and Tip	Federal	433	.17	1	RECYL
20-0108	03-B	Valley Metals	656	110	Metal Forming/Finishing	Federal	433	.17	1	UF
							471	.35	2	FILT
							471	.65	3	PH
									4	P&S
									5	O/W
									6	SETTLE
									8	SPAR-A
									9	DEAD
									10	RECYL
									11	PPT-F
									12	HAUL
				120	X-ray Processing	Local	130		1	RECOV
									2	3CRC
20-0109	04-A	L & T Precision Sheet Metal	35	100	Sewer Lateral	Local			1	HAUL
									2	EVAP
				120	Silkscreen Cleaning	Federal	433	.17		
20-0122	02-C	K-Tube Corporation	2,020	110	Pressure Washing	Federal	433	.17	1	FILT-O

SIU Facilities Federal Category, Process, and Pretreatment Technology by Connection Treatment Plant 1

Report run on: January 4, 2010 3:07 PM

Page 13

Facility	Permit	Name	IW Discharged (gpd)	Conn	Principle Process	Federal/Local	CFR Part	CFR Section	Order	Pre Treat Code
20-0122	02-C	K-Tube Corporation	2,020	120	Tube Manufacturing	Federal	433	.17	1	FILT-O
									2	EVAP
21-0248	03-A	Creative Metal Industries	60	110	Silkscreen Cleaning	Federal	433	.17		
				120	Etching (Zero Discharge)	Local			1	HAUL
									2	RECYL
21-0252	02-A	Compucraft Industries Inc	471	100	Zero discharge Cr wastewater	Local			1	ZERO
				110	Etching/Coating	Federal	433	.17	1	PH
				120	Fabrication/Machining	Federal	433	.17		
22-0039	05-A	Culligan Water Company of San Diego Inc	33,666	210	Softener Regen	Local	199			
33-0044	01-A	Molecular Metallurgy Inc	33	110	Industrial	Federal	433	.17		
34-0070	02-A	Golden State Metal Finishing	300	110	Treated MF Rinses	Federal	433	.17	1	PH
									2	HAUL
				120	Ni Seal / Black Dye / Chemfilm	Local			1	ZERO
34-0086	01-A	UT; Charles King Company	2,592,000	100	construction dewatering	Local	101		0	SETTLE
36-0001	01-A	Otay Mesa Energy Center LLC	43,200	110	WetSac blowdown + OWS	Federal	423	.17	1	SETTLE
									2	PH
				120	PCB zero discharge	Federal	423	.17	1	ZERO

Inspections Performed

IU #	Industry	Inspection Type	Inspection Date
02-0112	University of California San Diego	Sewer Surcharge Inspection	16-Apr-09
		Rainwater Diversion Inspection	15-Oct-09
		Annual/Renewal Inspection	08-Dec-09
02-0332	Pall Filtration & Separations Group Inc	Sewer Surcharge Inspection	08-Dec-09
		Stormwater Inspection - SWPPP Reviewed	16-Jul-09
		Annual/Renewal Inspection	16-Jul-09
02-0485	Quantum Design Inc	Sewer Surcharge Inspection	16-Jul-09
		Annual/Renewal Inspection	12-Jun-09
		Sewer Surcharge Inspection	12-Jun-09
02-0505	Curtis Technology Inc	Stormwater Inspection	12-Jun-09
		Annual/Renewal Inspection	28-May-09
		Stormwater Inspection	28-May-09
02-0518	Artes Medical	Sewer Surcharge Inspection	28-May-09
02-0582	The Argen Corporation	Annual/Renewal Inspection	06-Feb-09
		Annual/Renewal Inspection	01-Oct-09
		Sewer Surcharge Inspection	06-Oct-09
02-0761	Pacira Pharmaceuticals Inc	Stormwater Inspection	01-Oct-09
		Annual/Renewal Inspection	10-Dec-09
		Stormwater Inspection - SWPPP Reviewed	11-Dec-09
02-0762	Pacira Pharmaceuticals Inc	Annual/Renewal Inspection	10-Dec-09
		Sewer Surcharge Inspection	10-Dec-09
		Stormwater Inspection - SWPPP Reviewed	03-Mar-09
03-0115	ATK Space Systems	Attachment C Confirmation	20-Jan-09
		Annual/Renewal Inspection	03-Mar-09
		Stormwater Inspection - SWPPP Reviewed	04-Dec-09
03-0408	Hydranautics	Annual/Renewal Inspection	04-Dec-09
		Stormwater Inspection - SWPPP Reviewed	04-Dec-09
		Annual/Renewal Inspection	04-Dec-09
03-0665	ProtoQwik	Inactivation Request - Site Visit	19-Oct-09
		Site Visit not elsewhere classified	05-Mar-09
		Site Visit not elsewhere classified	27-May-09
		Site Visit not elsewhere classified	01-Jul-09
03-0717	Action Powder Coating LLC	Site Visit not elsewhere classified	25-Jun-09
		Stormwater Inspection	10-Sep-09
		Annual/Renewal Inspection	10-Sep-09
		Site Visit not elsewhere classified	05-Mar-09
03-0722	Polese Company Inc	Site Visit not elsewhere classified	11-Jun-09
		Annual/Renewal Inspection	18-Mar-09
		Sewer Surcharge Inspection	18-Mar-09
03-0900	Koch Membrane Systems	Stormwater Inspection	18-Mar-09
		Stormwater Inspection - SWPPP Reviewed	02-Apr-09
		Sewer Surcharge Inspection	02-Apr-09
03-0920	A to Z Metal Finishing	Annual/Renewal Inspection	02-Apr-09
		Attachment C Confirmation	02-Jun-09
		Stormwater Inspection	19-Oct-09
		Site Visit not elsewhere classified	25-Jun-09
		Site Visit not elsewhere classified	05-Mar-09
		Annual/Renewal Inspection	19-Oct-09

Inspections Performed

IU #	Industry	Inspection Type	Inspection Date
03-0920	A to Z Metal Finishing	Site Visit not elsewhere classified	11-Jun-09
03-1017	Anocote Metal Finishing	Annual/Renewal Inspection	29-Oct-09
		Stormwater Inspection	29-Oct-09
03-1139	UT; Traylor/Shea Joint Venture	Annual/Renewal Inspection	23-Mar-09
04-0445	UT; TC Construction Inc	Initial Inspection	07-Jan-09
		Site Visit not elsewhere classified	13-Mar-09
		Site Visit not elsewhere classified	16-Mar-09
		Site Visit not elsewhere classified	25-Mar-09
		Site Visit not elsewhere classified	14-Jan-09
		Inactivation Request - Site Visit	23-Sep-09
		Site Visit not elsewhere classified	11-May-09
		Site Visit not elsewhere classified	03-Jun-09
05-0684	Allermed Laboratories Inc	Annual/Renewal Inspection	06-Nov-09
		Stormwater Inspection	06-Nov-09
05-0985	Pacific Gas Turbine Center	Site Visit not elsewhere classified	10-Mar-09
		Sewer Surcharge Inspection	19-Oct-09
05-0997	TTM Printed Circuit Group Inc	Stormwater Inspection - SWPPP Reviewed	15-Oct-09
		Site Visit not elsewhere classified	18-Mar-09
		Sewer Surcharge Inspection	15-Oct-09
		Annual/Renewal Inspection	15-Oct-09
05-1019	USN;MCAS Miramar	Rainwater Diversion Inspection	15-Oct-09
		Batch Discharge Authorized - Site Visit	08-Apr-09
	USN;Marine Corp Air Station Miramar	Annual/Renewal Inspection	10-Feb-09
05-1081	UT; ExxonMobil Oil Corporation	Annual/Renewal Inspection	13-Mar-09
06-0026	Cubic Defense Applications Inc	Stormwater Inspection - SWPPP Reviewed	21-Jul-09
		Annual/Renewal Inspection	21-Jul-09
06-0058	Kyocera America Inc	Stormwater Inspection - SWPPP Reviewed	23-Mar-09
		Annual/Renewal Inspection	23-Mar-09
06-0267	Hamilton Sundstrand Power Systems	Annual/Renewal Inspection	26-May-09
		Sewer Surcharge Inspection	26-May-09
		Site Visit not elsewhere classified	09-Dec-09
06-0593	UT; TC Construction Inc	Initial Inspection	10-Sep-09
		Site Visit not elsewhere classified	23-Oct-09
		Site Visit not elsewhere classified	17-Sep-09
		Site Visit not elsewhere classified	11-Sep-09
06-0595	UT; Frey Environmental Inc	Initial Inspection	07-Dec-09
		Site Visit not elsewhere classified	14-Dec-09
07-0171	UT; Thrifty Oil Company # 419	Annual/Renewal Inspection	28-Oct-09
		Annual/Renewal Inspection	25-Jun-09
08-0008	UT; USN FISC Point Loma Fuel Annex	Annual/Renewal Inspection	03-Dec-09
08-0018	USN;Naval Base Coronado - NASNI	Annual/Renewal Inspection	11-May-09
08-0550	UT; West-Tech Contracting Inc	Site Visit not elsewhere classified	22-May-09
		Site Visit not elsewhere classified	27-Feb-09
08-0562	UT; Charles King Company	Initial Inspection	09-Jul-09
		Inactivation Request - Site Visit	22-Dec-09
09-0001	AlSCO Inc	Annual/Renewal Inspection	17-Feb-09
		Sewer Surcharge Inspection	17-Feb-09

Inspections Performed

IU #	Industry	Inspection Type	Inspection Date
09-0001	AlSCO Inc	Stormwater Inspection	17-Feb-09
09-0930	UT; HPS Mechanical Inc	Initial Inspection	10-Nov-09
		Site Visit not elsewhere classified	07-Dec-09
10-0018	Coca-Cola Bottling Company of San Diego	Stormwater Inspection - SWPPP Reviewed	21-May-09
		Annual/Renewal Inspection	21-May-09
11-0016	USN; Naval Base San Diego	Annual/Renewal Inspection	13-Jan-09
		Site Visit not elsewhere classified	05-Mar-09
		Sewer Surcharge Inspection	12-Jan-09
11-0024	Southern California Plating Company Inc	Annual/Renewal Inspection	15-Jul-09
11-0032	Angelica Textile Services	Annual/Renewal Inspection	08-Oct-09
11-0051	General Dynamics NASSCO	Annual/Renewal Inspection	19-Nov-09
		Sewer Surcharge Inspection	19-Nov-09
11-0067	Aramark Uniform Services Inc	Stormwater Inspection	13-May-09
		Annual/Renewal Inspection	13-May-09
11-0189	Cintas Corporation	Annual/Renewal Inspection	27-Aug-09
11-0272	Major Scientific Industries	Annual/Renewal Inspection	10-Jul-09
		Sewer Surcharge Inspection	10-Jul-09
		Stormwater Inspection	10-Jul-09
11-0334	K & R Graphix	Annual/Renewal Inspection	01-Sep-09
11-0398	Unifirst Corporation	Annual/Renewal Inspection	03-Mar-09
		Stormwater Inspection	03-Mar-09
11-0444	CP Kelco	Annual/Renewal Inspection	30-Oct-09
11-0512	Circle Food Products Inc	Inactivation Request - Site Visit	08-Dec-09
11-0514	UT; CalClean Inc	Annual/Renewal Inspection	01-Apr-09
		Inactivation Request - Site Visit	17-Nov-09
11-0534	UT; City of San Diego - Storm Water Dept	Attachment C Confirmation	17-Sep-09
		Annual/Renewal Inspection	04-Jun-09
12-0038	RJ Donovan Correctional Facility	Annual/Renewal Inspection	29-Oct-09
12-0144	AP Precision Metals	Annual/Renewal Inspection	14-Apr-09
		Stormwater Inspection	14-Apr-09
		Site Visit not elsewhere classified	05-Mar-09
		Sewer Surcharge Inspection	14-Apr-09
12-0154	Heinz Frozen Foods	Annual/Renewal Inspection	07-Oct-09
		Stormwater Inspection	07-Oct-09
12-0202	Spec-Built Systems Inc	Annual/Renewal Inspection	18-Nov-09
		Sewer Surcharge Inspection	18-Nov-09
		Stormwater Inspection	18-Nov-09
12-0212	Cantare Foods Inc	Annual/Renewal Inspection	01-May-09
		Site Visit not elsewhere classified	26-Aug-09
		Stormwater Inspection	01-May-09
12-0220	Circle Foods LLC	Stormwater Inspection - SWPPP Reviewed	01-Dec-09
		Annual/Renewal Inspection	01-Dec-09
		Site Visit not elsewhere classified	20-May-09
		Site Visit not elsewhere classified	05-Mar-09
		Site Visit not elsewhere classified	28-Apr-09
13-0115	Doncasters GCE Industries	Annual/Renewal Inspection	19-Feb-09
		Site Visit not elsewhere classified	12-May-09
		Site Visit not elsewhere classified	11-Aug-09

Inspections Performed

IU #	Industry	Inspection Type	Inspection Date
13-0115	Doncasters GCE Industries	Site Visit not elsewhere classified	11-Aug-09
13-0161	Rohr Inc dba Goodrich Aerostructures	Annual/Renewal Inspection	27-Jan-09
		Rainwater Diversion Inspection	20-Oct-09
13-0279	Dynegy South Bay LLC	Annual/Renewal Inspection	18-Mar-09
13-0303	UT; World Oil Marketing Company	Annual/Renewal Inspection	14-Apr-09
13-0447	UT; Chevron Environmental Management Company	Initial Inspection	17-Jun-09
13-0454	UT; Buy-Rite Gas	Complaint Investigation	13-Feb-09
		Initial Inspection	18-Dec-09
14-0034	Hotel Del Coronado	Attachment C Confirmation	21-Jan-09
		Annual/Renewal Inspection	21-Jan-09
16-0033	Garvin Industries	Annual/Renewal Inspection	20-Mar-09
16-0057	Specialized Processing Inc	Inactivation Request - Site Visit	16-Jan-09
16-0209	Chromalloy San Diego	Annual/Renewal Inspection	19-Jun-09
16-0262	Premier Metal Processing Inc	Inactivation Request - Site Visit	28-Oct-09
16-0343	Vision Systems Inc	Annual/Renewal Inspection	18-Jun-09
16-0348	Veridiam Inc	Annual/Renewal Inspection	10-Dec-09
16-0520	GKN Aerospace Chem-tronics Inc	Annual/Renewal Inspection	20-Apr-09
16-0529	Triumph Fabrications - San Diego	Annual/Renewal Inspection	18-May-09
16-0565	UT; Thrifty Oil Company # 043	Annual/Renewal Inspection	23-Oct-09
		Site Visit not elsewhere classified	06-Nov-09
		Site Visit not elsewhere classified	02-Nov-09
16-0736	UT; Whillock Contracting Inc	Initial Inspection	16-Sep-09
		Inactivation Request - Site Visit	28-Oct-09
16-0737	UT; Ledcor Construction Inc	Initial Inspection	14-Aug-09
16-0738	Premier Metal Processing, Inc.	Site Visit not elsewhere classified	28-Oct-09
18-0170	Equality Plating Company	Annual/Renewal Inspection	03-Mar-09
19-0045	San Diego Wood Preserving Company	Site Visit not elsewhere classified	04-May-09
19-0282	Prochem Specialty Products	Annual/Renewal Inspection	28-Jul-09
20-0043	Hallmark Circuits Inc	Annual/Renewal Inspection	19-Nov-09
20-0108	Valley Metals	Compliance Inspection	01-Apr-09
		Site Visit not elsewhere classified	05-Mar-09
		Site Visit not elsewhere classified	01-Jun-09
		Annual/Renewal Inspection	12-Feb-09
20-0109	L & T Precision Sheet Metal	Annual/Renewal Inspection	20-Feb-09
20-0116	PEP West Inc	Inactivation Request - Site Visit	24-Jun-09
		Site Visit not elsewhere classified	05-Mar-09
20-0122	K-Tube Corporation	Annual/Renewal Inspection	22-Oct-09
		Site Visit not elsewhere classified	05-Mar-09
21-0248	Creative Metal Industries	Annual/Renewal Inspection	10-Dec-09
21-0252	Compucraft Industries Inc	Annual/Renewal Inspection	19-Mar-09
22-0039	Culligan Water Company of San Diego Inc	Annual/Renewal Inspection	09-Oct-09
33-0044	Molecular Metallurgy Inc	Annual/Renewal Inspection	17-Sep-09
33-0051	UT; MJC Construction	Inactivation Request - Site Visit	20-Oct-09
		Initial Inspection	11-Aug-09
		Site Visit not elsewhere classified	04-Sep-09
		Site Visit not elsewhere classified	18-Aug-09
34-0070	Golden State Metal Finishing	Annual/Renewal Inspection	10-Apr-09
34-0086	UT; Charles King Company	Initial Inspection	22-Dec-09

Inspections Performed

IU #	Industry	Inspection Type	Inspection Date
36-0001	Otay Mesa Energy Center LLC	Initial Inspection	18-Jun-09
		Site Visit not elsewhere classified	19-Oct-09

Active Non-SIU Permits, Treatment Plant 1

Report run on: December 30, 2009 5:21 PM

Page 1

Class	Facility	Permit	Name	Address	City	Zip
2	02-0033	02-A	Salk Institute for Biological Studies	10010 N Torrey Pines Rd	San Diego	92037
	02-0040	02-A	Scripps Memorial Hospital	9888 Genesee Av	San Diego	92037
	02-0043	03-A	The Burnham Institute for Medical Research	10901 N Torrey Pines Rd	San Diego	92037
	02-0059	02-A	General Atomics	3550 General Atomics Ct	San Diego	92121
	02-0313	03-A	Quidel Corporation	10165 Mc Kellar Ct	San Diego	92121
	02-0405	04-A	Senn Chemicals USA Inc	11189 Sorrento Valley Rd Suite 4	San Diego	92121
	02-0429	02-B	FedEx Freight West	5550 Eastgate MI	San Diego	92121
	02-0434	03-A	Advanced BioHealing	10933 N Torrey Pines Rd Suite 200	La Jolla	92037
	02-0439	00-A	Purified Proteins Inc	3443 Tripp Ct Suite A	San Diego	92121
	02-0441	04-A	Agilent Technologies	11011 N Torrey Pines Rd	La Jolla	92037
	02-0501	04-A	EMD Biosciences Inc	10394 Pacific Center Ct	San Diego	92121
	02-0510	03-A	Tanabe Research Laboratories	4540 Towne Centre Ct	San Diego	92121
	02-0512	01-A	Neurosciences Research Foundation Inc	10640 John Jay Hopkins Dr	San Diego	92121
	02-0527	02-A	Penhall Company	5775 Eastgate Dr	San Diego	92121
	02-0553	02-A	BD Biosciences	10995 Torreyana Rd	San Diego	92121
	02-0570	03-A	AEM Inc	11525 Sorrento Valley Rd	San Diego	92121
	02-0571	01-A	Nautilus Environmental LLC	5550 Morehouse Dr Suite 150	San Diego	92121
	02-0573	02-A	Nanogen Inc	10398 Pacific Center Ct	San Diego	92121
	02-0574	00-A	Integrated Microwave	11353 Sorrento Valley Rd	San Diego	92121
	02-0584	03-A	Cell Genesys	11075 Roselle St	San Diego	92121
	02-0588	03-A	Cell Genesys	11055 Roselle St	San Diego	92121
	02-0595	02-A	San Diego Reference Laboratory	6122 Nancy Ridge Dr	San Diego	92121
	02-0603	02-A	Bioserv Corporation	5340 Eastgate MI	San Diego	92121
	02-0630	03-A	Vertex Pharmaceuticals San Diego LLC	11010 Torreyana Rd	San Diego	92121
	02-0636	04-A	Accumetrics Inc	3985 Sorrento Valley Bl Suite B	San Diego	92121
	02-0641	03-A	Johnson & Johnson Pharmaceutical R&D	3210 Merryfield Rw	San Diego	92121
	02-0650	02-A	Helicon Therapeutics	7473 Lusk Bl	San Diego	92121
	02-0707	03-A	Acadia Pharmaceuticals Inc	3911 Sorrento Valley Bl	San Diego	92121
	02-0715	03-A	The Scripps Research Institute	3545 Cray Ct	La Jolla	92037
	02-0721	02-A	Arena Pharmaceuticals Inc	6166 Nancy Ridge Dr	San Diego	92121
	02-0722	06-A	SanGart Inc	6175 Lusk Bl	San Diego	92121
	02-0729	02-A	Scripps Green Hospital and Clinic	10666 N Torrey Pines Rd	La Jolla	92037
	02-0730	02-A	The Scripps Research Institute	10466 N Torrey Pines Rd	La Jolla	92037
	02-0744	03-A	The Scripps Research Institute	3050 Science Park Rd	La Jolla	92037
	02-0748	02-A	Dow Chemical Company	5451 Oberlin Dr	San Diego	92121
	02-0752	02-A	Novartis Institute for Functional Genomics dba GNF	10675 John Jay Hopkins Dr	San Diego	92121
	02-0756	02-A	Pfizer La Jolla Laboratories	10777 Science Center Dr	San Diego	92121
	02-0764	04-A	Amylin Pharmaceuticals Inc	4570 Executive Dr Suite	San Diego	92121
	02-0771	01-A	X-Ceptor Therapeutics Inc	4757 Nexus Centre Dr Suite 200	San Diego	92121
	02-0776	02-A	BD Biosciences	11077 N Torrey Pines Rd	La Jolla	92037

Active Non-SIU Permits, Treatment Plant 1

Report run on: December 30, 2009 5:21 PM

Page 2

Class	Facility	Permit	Name	Address	City	Zip
2	02-0779	02-A	Sunstate Equipment Company	5590 Eastgate	MI	San Diego 92121
	02-0795	02-A	Trius Therapeutics	6310 Nancy Ridge	Dr Suite 105	San Diego 92121
	02-0796	03-A	Beckman Coulter Inc	10130 Sorrento Valley	Rd Suite B	San Diego 92121
	02-0803	02-A	The Scripps Research Institute	3528 General Atomics	Ct	San Diego 92121
	02-0806	01-B	Diversa Corporation	4955 Directors	Pl	San Diego 92121
	02-0810	01-B	Charles River Laboratory Transgenic Services	10792 Roselle	St	San Diego 92121
	02-0812	01-A	ActivX Biosciences Inc	11025 N Torrey Pines	Rd Suite 120	La Jolla 92037
	02-0827	01-A	Sequenom Inc	3595 John Hopkins	Ct	San Diego 92121
	02-0860	02-A	Takeda San Diego Inc	10410 Science Center	Dr	San Diego 92121
	02-0861	01-A	Illumina Inc	9885 Towne Centre	Dr	San Diego 92121
	02-0863	02-A	The Scripps Research Institute	3215 Merryfield	Rw	San Diego 92121
	02-0869	01-A	Ceregene Inc	9381 Judicial	Dr Suite 130	San Diego 92121
	02-0880	02-A	Vical Inc	10390 Pacific Center	Ct	San Diego 92121
	02-0882	01-A	Signal Pharmaceuticals	4550 Towne Centre	Ct	San Diego 92121
	02-0883	01-A	Nereus Pharmaceuticals Inc	10480 Wateridge	Cr	San Diego 92121
	02-0884	01-A	Sequenom Inc	11100 Roselle	St	San Diego 92121
	02-0889	01-A	Molecular Diagnostic Services	4204 Sorrento Valley	Bl Suite G	San Diego 92121
	02-0892	01-A	Althea Technologies Inc	11040 Roselle	St	San Diego 92121
	02-0909	01-A	Axxora LLC	6181 Cornerstone E	Ct Suite 103	San Diego 92121
	02-0939	01-A	Biocept Inc	5810 Nancy Ridge	Dr Suite 200	San Diego 92121
	02-0940	02-A	Fqubed Inc	6330 Nancy Ridge	Dr Suite 107	San Diego 92121
	02-0950	02-A	Mpex Pharmaceuticals Inc	11535 Sorrento Valley	Rd Suite 401	San Diego 92121
	02-0957	01-A	The Burnham Institute for Medical Research	3010 Science Park	Rd	San Diego 92121
	02-0972	01-A	SDG&E Environmental Lab	6555 Nancy Ridge	Dr Suite 300	San Diego 92121
	02-0977	01-A	Ambrx Inc	10975 N Torrey Pines	Rd	San Diego 92037
	02-1011	01-A	Veterinary Specialty Hospital	10435 Sorrento Valley	Rd	San Diego 92121
	02-1013	01-A	Senomyx Inc	4767 Nexus Center	Dr	San Diego 92121
	02-1043	01-A	Braincells Inc - Second Floor	3565 General Atomics	Ct Suite 200	San Diego 92121
	02-1053	01-A	Chimeros Inc	3545 John Hopkins	Ct Suite 210	San Diego 92121
	03-0077	03-A	Miramar Truck Sales Inc	6066 Miramar	Rd	San Diego 92121
	03-0254	02-A	SDCCD; Miramar College	10440 Black Mountain	Rd	San Diego 92126
	03-0293	02-A	Hertz Equipment Rental	8014 Miramar	Rd	San Diego 92126
	03-0347	03-A	Sungear	8535 Arjons	Dr Suite G	San Diego 92126
	03-0488	02-A	GenBio	15222 Avenue of Science	Suite A	San Diego 92128
	03-0530	01-A	Valley Crest Landscape Inc	8450 Miramar	Pl	San Diego 92121
	03-0535	03-A	Hazard Construction Company	6465 Marindustry	Pl	San Diego 92121
	03-0672	01-A	Gen-Probe Inc	8810 Rehco	Rd Suite D	San Diego 92121
	03-0738	01-A	Scripps Laboratories	6838 Flanders	Dr	San Diego 92121
	03-0752	02-A	Inova Diagnostics Inc	9900 Old Grove	Rd	San Diego 92131
	03-0777	02-B	Gen-Probe Inc	10210 Genetic Center	Dr	San Diego 92121
	03-0780	03-A	Miramar Bobcat Inc	9370 Miramar	Rd	San Diego 92126

Active Non-SIU Permits, Treatment Plant 1

Report run on: December 30, 2009 5:21 PM

Class	Facility	Permit	Name		Address			City	Zip
2	03-0801	02-A	SMS Technologies Inc	9877	Waples	St		San Diego	92121
	03-0808	01-A	Detail Work Inc	9210	Dowdy	Dr	Suite H	San Diego	92126
	03-0906	02-A	Elgar Electronics Corp	9250	Brown Deer	Rd		San Diego	92121
	03-0954	03-A	Rush Truck Center	8464	Miramar	Rd		San Diego	92126
	03-0965	02-A	Advanced Applied Adhesives Inc	10080	Willow Creek	Rd		San Diego	92131
	03-0993	01-A	City;Environmental Services Dept	8353	Miramar	Pl		San Diego	92121
	03-1024	01-B	NeoMPS	9395	Cabot	Dr		San Diego	92126
	03-1031	01-A	Quantum Group Inc	7737	Kenamar	Ct		San Diego	92121
	03-1035	01-A	TriLink BioTechnologies Inc	9955	Mesa Rim	Rd		San Diego	92121
	03-1060	01-A	Combi-Blocks Inc	7949	Silverton	Av	Suite 915	San Diego	92126
	03-1070	02-A	Johnson Matthey Medical Products	12205	World Trade	Dr		San Diego	92128
	04-0002	03-A	VA San Diego Healthcare System	3350	La Jolla Village	Dr	#138	San Diego	92161
	04-0005	03-A	Bud's Radiator Service	7464	Draper	Av		La Jolla	92037
	04-0016	04-A	Sea World San Diego	500	Sea World	Dr		San Diego	92109
	04-0196	01-B	Mission Bay Aquatic Center	1001	Santa Clara	Pl		San Diego	92109
	04-0211	02-A	UCSD Scripps Institution of Oceanography	8602	La Jolla Shores	Dr		La Jolla	92093
	04-0253	01-A	Driscoll Mission Bay	1500	Quivira	Wy		San Diego	92109
	05-0011	01-A	Arrowhead Mountain Spring Water Company	8025	Engineer	Rd		San Diego	92111
	05-0013	02-A	University of San Diego	5998	Alcala Park			San Diego	92110
	05-0015	05-A	The San Diego Union-Tribune, LLC	350	Camino de la Reina			San Diego	92108
	05-0035	02-B	Children's Hospital and Health Center	3020	Children's	Wy		San Diego	92123
	05-0039	02-A	Sharp Memorial Hospital	7901	Frost	St		San Diego	92123
	05-0064	04-A	The Pepsi Bottling Group of San Diego	7995	Armour	St		San Diego	92111
	05-0100	03-A	Frazee Industries	6625	Miramar	Rd		San Diego	92121
	05-0111	02-A	City;Equipment Division - Rose Canyon	3775	Morena	Bl		San Diego	92117
	05-0120	02-A	Sharp Pathology Laboratory	5325	Metro	St		San Diego	92110
	05-0384	02-A	San Diego Transit Corporation	4630	Ruffner	St		San Diego	92111
	05-0446	01-A	SDCCD; Mesa College	7250	Mesa College	Dr		San Diego	92111
	05-0467	03-A	Caltrans	7177	Opportunity	Rd		San Diego	92111
	05-0513	02-A	San Diego Gas & Electric Company	4848	Santa Fe	St		San Diego	92109
	05-0533	02-A	Kearny Mesa Acura & Jaguar/Aston Martin of SD	5202	Kearny Mesa	Rd		San Diego	92111
	05-0656	03-A	SDUSD; San Diego Unified School District	4710	Cardin	St		San Diego	92111
	05-0669	03-A	San Diego Gas & Electric Company	6875	Consolidated	Wy		San Diego	92121
	05-0689	01-A	Kenyon Machine Inc	5002	Santa Fe	St	Suite E	San Diego	92109
	05-0750	01-A	AntiCancer Inc	7917	Ostrow	St		San Diego	92111
	05-0809	03-B	MM San Diego LLC - Miramar	5244	Convoy	St		San Diego	92111
	05-0985	02-A	Pacific Turbine	7007	Consolidated	Wy		San Diego	92121
	05-1023	01-A	Perry Scientific	7901	Vickers	St		San Diego	92111
	05-1052	01-A	Biogen Idec Inc	5200	Research	Pl		San Diego	92122
	05-1067	01-A	Mercedes Benz of San Diego	4750	Kearny Mesa	Rd		San Diego	92111
	05-1098	01-A	California Army National Guard; San Diego FMS #	3171	Armstrong	St		San Diego	92111

Active Non-SIU Permits, Treatment Plant 1

Report run on: December 30, 2009 5:21 PM

Class	Facility Permit	Name		Address		City	Zip
2	05-1098	17					
	06-0013 02-A	Solar Turbines Inc	4200	Ruffin	Rd	San Diego	92123
	06-0052 02-A	Merry X-Ray Chemical Corporation	4444	Viewridge	Av	San Diego	92123
	06-0071 03-A	City;Fire & Rescue Services Repair Fac	3870	Kearny Villa	Rd	San Diego	92123
	06-0238 04-A	Sorrento Electronics Inc	4949	Greencraig	Ln	San Diego	92123
	06-0267 04-A	Hamilton Sundstrand Power Systems	4400	Ruffin	Rd	San Diego	92123
	06-0268 03-A	San Diego Gas & Electric Company	5488	Overland	Av	San Diego	92123
	06-0275 03-A	EnviroMatrix Analytical Inc	4340	Viewridge	Av Suite A	San Diego	92123
	06-0334 02-A	San Diego County Animal Disease Diagnostic Lab	5555	Overland	Av Bldg 4	San Diego	92123
	06-0344 01-A	United Rentals	5580	Kearny Villa	Rd	San Diego	92123
	06-0405 03-A	CP Kelco	8225	Aero	Dr	San Diego	92123
	06-0430 03-A	San Diego X-Ray Inc	9127	Chesapeake	Dr	San Diego	92123
	06-0498 01-B	Maxwell Electronics Component	9244	Balboa	Av	San Diego	92123
	06-0519 02-A	VAS Engineering	4750	Viewridge	Av	San Diego	92123
	06-0533 01-A	Hi Tech Honeycomb	9355	Ruffin	Ct	San Diego	92123
	06-0569 01-A	Water Works Inc	5490	Complex	St Suite 602	San Diego	92123
	06-0574 02-A	UT; Traylor/Shea Joint Venture	14399	Stonebridge	Py	San Diego	92145
	07-0001 03-A	City;Alvarado Treatment Plant	5540	Kiowa	Dr	La Mesa	91941
	07-0011 04-A	Kaiser Foundation Hospital	4647	Zion	Av	San Diego	92120
	07-0152 02-A	BJ's Rentals Inc	7585	Mission Gorge	Rd	San Diego	92120
	07-0170 03-A	UT; ConocoPhillips	7121	Park Ridge	Bl	San Diego	92120
	08-0009 05-A	USN;Naval Submarine Base	140	Sylvester	Rd	San Diego	92106
	08-0016 03-A	USN;Marine Corps Recruit Depot	4600	Belleau	Av Bldg 224	San Diego	92140
	08-0017 04-A	USN;Space & Naval Warfare Systems Center Pacific	53560	Hull	St	San Diego	92152
	08-0229 02-A	Environmental Engineering Laboratory Inc	3538	Hancock	St	San Diego	92110
	08-0247 01-A	Shelter Island Boatyard	2330	Shelter Island	Dr Suite 1	San Diego	92106
	08-0290 00-A	Nielsen Beaumont Marine	2420	Shelter Island	Dr	San Diego	92106
	08-0347 03-A	The Strip Shop	4015	La Salle	St	San Diego	92110
	08-0358 01-A	San Diego County Public Health Lab	3851	Rosecrans	St	San Diego	92110
	08-0385 01-A	San Diego County Regional Airport Authority	3225	N Harbor	Dr	San Diego	92101
	08-0386 04-A	United Launch Alliance	4297	Pacific	Hy	San Diego	92101
	08-0390 02-A	Aircraft Service International	2340	Stillwater	Rd	San Diego	92101
	08-0490 02-A	USN;Naval Amphib Base Coronado	3420	Guadalcanal	Rd Bldg 104	San Diego	92155
	08-0494 02-A	BJ's Rentals Inc	3959	Pacific	Hy	San Diego	92110
	08-0525 01-A	City;MWWWD EMTS Lab at NTC	2392	Kincaid	Rd	San Diego	92101
	09-0009 03-B	USN;Naval Medical Center San Diego	34800	Bob Wilson	Dr	San Diego	92134
	09-0012 03-A	UCSD Medical Center	200	W Arbor	Dr	San Diego	92103
	09-0023 04-A	Solar Turbines Inc	2200	Pacific	Hy	San Diego	92101
	09-0041 02-A	SDCCD; City College	1313	Park	Bl	San Diego	92101
	09-0048 01-A	Zoological Society of San Diego	2920	Zoo	Dr	San Diego	92101

Active Non-SIU Permits, Treatment Plant 1

Report run on: December 30, 2009 5:21 PM

Class	Facility	Permit	Name	Address	City	Zip
2	09-0052	01-A	Sharp Rees-Stealy Medical Group	2001 4th Av	San Diego	92101
	09-0431	03-A	San Diego Gas & Electric - Metro C & O	701 33rd St	San Diego	92102
	09-0607	02-A	City;Police Department Headquarters	1401 Broadway	San Diego	92101
	09-0825	02-A	Scripps Mercy Hospital	4077 5th Av	San Diego	92103
	10-0002	02-A	Alvarado Hospital Medical Center	6655 Alvarado Rd	San Diego	92120
	10-0023	03-A	San Diego State University	5500 Campanile Dr	San Diego	92182
	10-0029	02-A	Pearson Ford	4300 El Cajon Bl	San Diego	92105
	10-0058	01-A	City;Equipment Division - Chollas	2740 Caminito Chollas	San Diego	92105
	10-0239	03-A	Dion International Trucks Inc	5255 Federal Bl	San Diego	92105
	10-0272	03-A	E & E Industries Inc	4931 Market St	San Diego	92102
	10-0384	03-A	Decisive Testing Inc	4735 Myrtle Av	San Diego	92105
	10-0456	02-A	First Student	4902 Market St	San Diego	92102
	10-0469	01-A	Villa View Community Hospital	5550 University Av	San Diego	92105
	10-0474	04-A	UT; Atlantic Richfield Company	6098 University Av	San Diego	92115
	10-0499	02-A	UT; BBC Environmental Inc	Various (Metro Area)	San Diego	92116
	11-0040	02-A	San Diego Trolley Inc	1535 Newton Av	San Diego	92113
	11-0086	03-B	San Diego Transit Corporation	100 16th St	San Diego	92102
	11-0181	04-A	Cool Radiator	3362 National Av	San Diego	92113
	11-0217	02-C	Southwest Marine Inc	2205 E Belt St	San Diego	92113
	11-0229	04-A	Carlson and Beauloye Machine Shop	2141 Newton Av	San Diego	92113
	11-0261	03-A	Sundance Stage Lines	3762 Main St	San Diego	92113
	11-0269	02-A	Pacific Ship Repair & Fabrication Inc	1625 Rigel St	San Diego	92113
	11-0284	04-A	Arco San Diego Terminal	2295 Harbor Dr	San Diego	92113
	11-0301	02-A	IMS Recycling Services	2731 Newton Av	San Diego	92113
	11-0352	03-A	Ace Radiator	1836 National Av	San Diego	92113
	11-0379	02-A	The Jankovich Company	961 E Harbor Dr	San Diego	92101
	11-0399	03-A	Lupe's Radiator Shop	2660 Imperial Av Suite B	San Diego	92102
	11-0404	02-A	Burlington Northern & Santa Fe Railway	1342 Cesar E Chavez Py	San Diego	92113
	11-0412	03-A	Sloan Electric Company	3520 Main St	San Diego	92113
	11-0417	02-A	Continental Maritime of San Diego Inc	1995 Bay Front St	San Diego	92113
	11-0433	02-A	Universal Radiator & Automotive Inc	2005 Imperial Av	San Diego	92102
	11-0435	03-A	Deca Forklift Inc	3596 Dalbergia St	San Diego	92113
	12-0024	02-A	US Border Patrol	3752 Beyer Bl	San Diego	92173
	12-0140	01-A	Kaiser Foundation Health Plan	4652 Palm Av	San Diego	92154
	12-0143	02-A	Adesa San Diego	2175 Cactus Rd	San Diego	92154
	12-0145	03-A	Larkspur Energy	9355 Otay Mesa Rd	San Diego	92154
	13-0008	04-A	Sharp Chula Vista Medical Center	751 Medical Center Ct	Chula Vista	91911
	13-0016	04-A	Prudential Overall Supply	740 F St	Chula Vista	91910
	13-0040	03-A	Southwestern College	900 Otay Lakes Rd	Chula Vista	91910
	13-0057	03-A	Scripps Memorial Hospital Chula Vista	435 H St	Chula Vista	91910
	13-0063	03-A	Quality Lift Trucks	115 N Glover Av	Chula Vista	91910

Active Non-SIU Permits, Treatment Plant 1

Report run on: December 30, 2009 5:21 PM

Class	Facility	Permit	Name		Address		City	Zip
2	13-0159	03-A	SOS Metals San Diego	635	Anita	St	Chula Vista	91911
	13-0278	03-A	Allied Waste Systems dba Allied Waste Services SD	881	Energy	Wy	Chula Vista	91911
	13-0316	02-A	Fuller Ford	560	Auto Park	Dr	Chula Vista	91911
	13-0327	02-A	Dresser-Rand	1675	Brandywine	Av Suite E&F	Chula Vista	91911
	13-0399	01-A	ATC of San Diego	3650A	Main	St	Chula Vista	91911
	13-0405	01-A	Zepeda's Radiator Repair	801	Broadway		Chula Vista	91911
	14-0002	02-A	Sharp Coronado Hospital	250	Prospect	Pl	Coronado	92118
	16-0024	03-A	Decco Castings Inc	1596	Pioneer	Wy	El Cajon	92020
	16-0067	02-A	Windowmaster Products	1111	Pioneer	Wy	El Cajon	92020
	16-0270	02-A	Grossmont College	8800	Grossmont College	Dr	El Cajon	92020
	16-0281	02-A	Elmer Sweetwood & Sons Inc	151	S Sunshine	Av	El Cajon	92020
	16-0335	01-A	Autohaus Stebel Inc	885	E Washington	Av	El Cajon	92020
	16-0382	01-A	Cummins Cal Pacific LLC	310	N Johnson	Av	El Cajon	92020
	16-0405	01-C	Waste Management	1001	W Bradley	Av	El Cajon	92020
	16-0511	01-A	Toro Agriculture & Irrigation	1588	N Marshall	Av	El Cajon	92020
	16-0574	04-A	UT; Thrifty Oil Company # 421	900	E Broadway		El Cajon	92021
	16-0610	01-A	Emberton's Machine and Tool Inc	1215	Pioneer	Wy	El Cajon	92020
	16-0632	03-A	UT; Thrifty Oil Company # 042	700	Avocado	Av	El Cajon	92020
	16-0677	01-A	Cummins Cal Pacific LLC	485	Raleigh	Av	El Cajon	92111
	16-0714	04-A	UT; Hargrave Environmental Consulting	1977	N Marshall	Av	El Cajon	92020
	16-0725	02-A	UT; Thrifty Oil Company #098	978	N Cuyamaca	St	El Cajon	92020
	16-0726	01-A	UT; Thrifty Oil Company # 120	489	W Main	St	El Cajon	92020
	16-0727	02-A	UT; Thrifty Oil Company #420	398	El Cajon	Bl	El Cajon	92020
	18-0010	01-A	Grossmont Hospital	5555	Grossmont Center	Dr	La Mesa	91942
	18-0040	02-A	Grossmont Union High School District	1100	Murray	Dr	El Cajon	92020
	18-0067	01-A	Classic Screen Print	8176	Center	St Suite C	La Mesa	91942
	18-0184	01-A	City of La Mesa Operations Center	8152	Commercial	St	La Mesa	91942
	18-0195	01-A	UT; Thrifty Oil Company # 121	9600	Murray	Dr	La Mesa	91942
	19-0001	03-A	Ron Baker Chevrolet Isuzu	2301	National City	Bl	National City	91950
	19-0013	03-A	Dean's West Coast Radiator Company	105	W 18th	St	National City	91950
	19-0024	03-A	Paradise Valley Hospital	2400	E 4th	St	National City	91950
	19-0032	03-A	Pepper Oil Company Inc	2300	Tidelands	Av	National City	91950
	19-0045	04-A	San Diego Wood Preserving Company	2010	Haffly	Av	National City	91950
	19-0073	02-A	PDS Corporation	1411	Harding	Av	National City	91950
	19-0110	03-A	Southland Clutch Inc	101	E 18th	St	National City	91950
	19-0143	02-A	Costco Wholesale Industries	1001	W 19th	St	National City	91950
	19-0173	01-A	Dixieline Lumber Company	1400	W 28th	St	National City	91950
	19-0195	01-A	Carrera's Auto Detail	2130	Roosevelt	Av	National City	91950
	19-0206	02-A	Frank Toyota	2400	National City	Bl	National City	91950
	19-0214	03-A	San Diego Auto Detail	110	W 11th	St	National City	91950

Active Non-SIU Permits, Treatment Plant 1

Report run on: December 30, 2009 5:21 PM

Page 7

Class	Facility	Permit	Name		Address		City	Zip
2	19-0283	02-A	Hawthorne Rent-It Service	2000	McKinley	Av	National City	91950
	19-0318	01-A	Innovative Cutting Design Corp	1805	Cleveland	Av	National City	91950
	19-0348	01-A	UT; H K Sweetwater Partnership	3009	Highland	Av	National City	91950
	20-0002	03-A	Palomar Pomerado Health	15615	Pomerado	Rd	Poway	92064
	20-0033	01-A	Toray Membranes USA Inc	13435	Danielson	St	Poway	92064
	20-0041	02-A	One Stop Equipment	12270	Oak Knoll	Rd	Poway	92064
	20-0112	02-A	BJ's Rentals Inc	13044	Poway	Rd	Poway	92064
	20-0145	01-A	Southwest Imaging Inc	13670	Danielson	St Suite C	Poway	92064
	20-0208	01-A	Alfa Scientific Designs Inc	13200	Gregg	St	Poway	92064
	20-0228	04-A	UT; ConocoPhillips 76 Station # 2971	14147	Twin Peaks	Rd	Poway	92064
	20-0238	01-A	UT; ConocoPhillips	12906	Pomerado	Rd	Poway	92064
	21-0078	02-A	TC Construction Company Inc	10510	Prospect	Av	Santee	92071
	21-0092	03-A	Kirk's Radiator & Auto AC Inc	1754	N Magnolia	Av	El Cajon	92020
	21-0151	01-A	Padre Dam Municipal Water District	12001	N Fanita	Py	Santee	92071
	21-0175	03-A	Eskimo Radiator & Air Conditioning Repair	121	E Bradley	Av	El Cajon	92020
	21-0184	03-A	Scantibodies Laboratory Inc	9336	Abraham	Wy	Santee	92071
	21-0193	02-A	National Ink Inc	10870	Hartley	Rd Suite A	Santee	92071
	21-0299	01-A	California Water Jet	10135	Prospect	Av	Santee	92071
	21-0303	01-A	UT; Thrifty Oil Company # 106	9811	Mission Gorge	Rd	Santee	92071
	21-0306	01-A	UT; CalClean Inc	9009	Carlton Hills	Bl	Santee	92071
	22-0007	03-A	EW Truck & Equipment	6336	Federal	Bl	San Diego	92114
	22-0036	02-A	Bob Baker Toyota of Lemon Grove	6800	Federal	Bl	Lemon Grove	91945
	22-0057	05-A	UT; ARCO	7988	Broadway		Lemon Grove	91945
	22-0068	03-A	UT; Atlantic Richfield Company	8001	Broadway		Lemon Grove	91945
	22-0074	02-A	UT; Moller Investment Group Inc	7505	Broadway		Lemon Grove	91945
	33-0002	01-A	Lakeside Equipment Sales and Rentals	11925	Woodside	Av	Lakeside	92040
	33-0011	01-A	Lakeside Radiator & Auto	9764	Los Coches	Rd	Lakeside	92040
	33-0013	02-A	Lakeside Muffler and Welding	12461	Woodside	Av	Lakeside	92040
	33-0026	01-A	Hawthorne Rent-It Service	12329	Mapleview	St	Lakeside	92040
	33-0038	04-A	UT; EnviroApplications Incorporated	12060	Woodside	Av	Lakeside	92040
	34-0028	01-A	Bravo's Engine Rebuilders	9450	Jamacha	Bl Suite C	Spring Valley	91977
	34-0037	02-A	Asmar's Engine Cleaning	8621	Troy	St	Spring Valley	91977
	34-0052	01-A	County of San Diego	11970	Singer	Ln	Spring Valley	91978
	34-0081	03-A	UT; Valero California Retail Company	9932	Campo	Rd	Spring Valley	91977
	35-0002	02-A	Hale Auto	8455	Winter Gardens	Bl	Lakeside	92040
	35-0031	02-A	UT; Thrifty Oil Company # 095	7908	Winter Gardens	Bl	El Cajon	92021
278								
3	03-0236	01-A	Pioneer Centres of San Diego	9020	Miramar	Rd	San Diego	92126
	03-0332	03-A	TORVAC Division of Darling International	8096	Miramar	Rd	San Diego	92126
	03-0712	02-A	United States Postal Service	11251	Rancho Carmel	Dr Suite 351	San Diego	92199

Active Non-SIU Permits, Treatment Plant 1

Report run on: December 30, 2009 5:21 PM

Class	Facility	Permit	Name	Address	City	Zip
3	03-0768	01-A	Culligan Water Company	7575 Carroll Rd	San Diego	92121
	03-1176	01-A	Ballast Point Brewing	10051 Old Grove Rd Suite B	San Diego	92131
	03-1194	01-A	JDZ Inc dba AleSmith Brewing Company	9368 Cabot Dr	San Diego	92126
	04-0435	01-A	UT; Ralston Real Estate Company	7817 Ivanhoe Av	San Diego	92037
	04-0451	01-A	UT; Blue Horizons - SeaWorld San Diego	500 Sea World Dr	San Diego	92109
	05-0036	02-A	Clairemont Car Wash	3030 Clairemont Dr	San Diego	92117
	05-0771	01-A	G & M Oil Company	3860 Kearny Mesa Rd	San Diego	92111
	05-1145	01-A	UT; Orion Construction Corp	5151 Santa Fe St	San Diego	92109
	06-0494	01-A	G & M Oil Company Inc	8110 Balboa Av	San Diego	92111
	07-0094	01-A	New West Petroleum / Exxon # 1026	8815 Lake Murray Bl	San Diego	92119
	08-0004	02-A	American Airlines	2330 Stillwater Rd	San Diego	92101
	08-0059	02-A	Genie Car Wash	3949 W Point Loma Bl	San Diego	92110
	08-0304	02-A	US Coast Guard	2710 N Harbor Dr	San Diego	92101
	08-0398	01-A	Hertz Rent-A-Car	3202 N Harbor Dr	San Diego	92101
	08-0492	03-A	Budget Rent-A-Car	3125 Pacific Hy	San Diego	92101
	10-0386	01-A	Genie Car Wash and Oil Change	5985 University Av	San Diego	92115
	11-0041	02-A	San Diego Unified Port District	Foot of Crosby St	San Diego	92101
	11-0147	02-A	Moody's Lunch Service Inc	4637 Market St	San Diego	92102
	11-0241	02-A	UT; St Vincent De Paul Village	1501 Imperial Av	San Diego	92101
	11-0251	03-A	Chesapeake Fish Company	535 Harbor Ln	San Diego	92101
	11-0447	02-A	Aqua Aire USA	3561 Dalbergia St	San Diego	92113
	11-0453	01-A	Trolley Auto Parts	2966 Commercial St	San Diego	92113
	13-0095	01-A	Otay Valley Shell	4555 Main St	Chula Vista	92012
	13-0283	03-B	United Parcel Service	2300 Boswell Ct	Chula Vista	91913
	13-0298	02-A	MMC Chula Vista LLC	3497 Main St	Chula Vista	91911
	13-0439	01-A	Toyota Chula Vista	650 Main St	Chula Vista	91911
	19-0115	04-A	Mossy Nissan National City	2700 National City Bl	National City	91950

30

308

Active Groundwater Permits, Treatment Plant 1

Report run on: December 30, 2009 5:16 PM

Page 1

Class	Facility	Permit	Name		Address		City	Zip
2	03-1139	03-A	UT; Traylor/Shea Joint Venture	12298	Alemania	Rd	San Diego	92129
	05-1081	02-A	UT; ExxonMobil Oil Corporation	3861	Governor	Dr	San Diego	92122
	06-0574	02-A	UT; Traylor/Shea Joint Venture	14399	Stonebridge	Py	San Diego	92145
	06-0595	01-A	UT; Frey Environmental, Inc.	5345	Overland	Av	San Diego	92123
	07-0170	03-A	UT; ConocoPhillips	7121	Park Ridge	Bl	San Diego	92120
	07-0171	02-A	UT; Thrifty Oil Company # 419	8787	Lake Murray	Bl	San Diego	92119
	08-0008	04-B	UT; USN FISC Point Loma Fuel Annex	199	Rosecrans	St	San Diego	92106
	10-0474	04-A	UT; Atlantic Richfield Company	6098	University	Av	San Diego	92115
	10-0499	02-A	UT; BBC Environmental Inc		Various (Metro Area)		San Diego	92116
	13-0303	03-A	UT; World Oil Marketing Company	685	H	St	Chula Vista	91910
	13-0447	01-A	UT; Chevron Environmental Management Company	903	Broadway		Chula Vista	91911
	16-0565	05-A	UT; Thrifty Oil Company # 043	1092	E Washington	Av	El Cajon	92020
	16-0574	04-A	UT; Thrifty Oil Company # 421	900	E Broadway		El Cajon	92021
	16-0632	03-A	UT; Thrifty Oil Company # 042	700	Avocado	Av	El Cajon	92020
	16-0714	04-A	UT; Hargrave Environmental Consulting	1977	N Marshall	Av	El Cajon	92020
	16-0725	02-A	UT; Thrifty Oil Company #098	978	N Cuyamaca	St	El Cajon	92020
	16-0726	01-A	UT; Thrifty Oil Company # 120	489	W Main	St	El Cajon	92020
	16-0727	02-A	UT; Thrifty Oil Company #420	398	El Cajon	Bl	El Cajon	92020
	16-0737	01-A	UT; Ledcor Construction Inc	100	Civic Center	Wy	El Cajon	92020
	18-0195	01-A	UT; Thrifty Oil Company # 121	9600	Murray	Dr	La Mesa	91942
	19-0348	01-A	UT; H K Sweetwater Partnership	3009	Highland	Av	National City	91950
	20-0228	04-A	UT; ConocoPhillips 76 Station # 2971	14147	Twin Peaks	Rd	Poway	92064
	20-0238	01-A	UT; ConocoPhillips	12906	Pomerado	Rd	Poway	92064
	21-0303	01-A	UT; Thrifty Oil Company # 106	9811	Mission Gorge	Rd	Santee	92071
	21-0306	01-A	UT; CalClean Inc	9009	Carlton Hills	Bl	Santee	92071
	22-0057	05-A	UT; ARCO	7988	Broadway		Lemon Grove	91945
	22-0068	03-A	UT; Atlantic Richfield Company	8001	Broadway		Lemon Grove	91945
	22-0074	02-A	UT; Moller Investment Group Inc	7505	Broadway		Lemon Grove	91945
	33-0038	04-A	UT; EnviroApplications Incorporated	12060	Woodside	Av	Lakeside	92040
	34-0081	03-A	UT; Valero California Retail Company	9932	Campo	Rd	Spring Valley	91977
	35-0031	02-A	UT; Thrifty Oil Company # 095	7908	Winter Gardens	Bl	El Cajon	92021
31								
3	04-0435	01-A	UT; Ralston Real Estate Company	7817	Ivanhoe	Av	San Diego	92037
	04-0451	01-A	UT; Blue Horizons - SeaWorld San Diego	500	Sea World	Dr	San Diego	92109
	05-1145	01-A	UT; Orion Construction Corp	5151	Santa Fe	St	San Diego	92109
	06-0593	01-B	UT; TC Construction Inc	2931	Camino Del Rio North		San Diego	92108
	08-0562	01-A	UT; Charles King Company	2535	McCain	Rd	San Diego	92101
	09-0930	01-A	UT; HPS Mechanical Inc		Taylor St & Hotel Cr		San Diego	92108
	11-0241	02-A	UT; St Vincent De Paul Village	1501	Imperial	Av	San Diego	92101

Active Groundwater Permits, Treatment Plant 1

Report run on: December 30, 2009 5:16 PM

<i>Class</i>	<i>Facility</i>	<i>Permit</i>	<i>Name</i>	<i>Address</i>			<i>City</i>	<i>Zip</i>
3	11-0534	01-A	UT; City of San Diego - General Services Dept	111	W Harbor	Dr	San Diego	92101
	34-0086	01-A	UT; Charles King Company		3600-3900 Bonita	Rd	Bonita	91902
9								
4	04-0380	01-A	UT; City Environmental Services	1700	Seaworld	Dr	San Diego	92109
1								
41								

Trucked Waste Permits Issued Between 01-Jan-2009 and 31-Dec-2009

Report run on: December 30, 2009 5:45 PM

Class	Facility Name	Permit	Waste Type	
6	25-0006 Honey Bee Septic Pumping	15-A	Domestic	
	25-0017 Anytime Septic & Drain	15-A	Domestic	
	25-0019 Abbott Septic	15-A	Domestic	
	25-0020 A-Pot Rentals	15-A	Domestic	
	25-0025 JJ Septic & Drain Service Inc	15-A	Domestic	
	25-0027 Jims Apollo Septic	15-A	Domestic	
	25-0033 Modern Septic Service	15-A	Domestic	
	25-0036 Sunrise Pumping Service	15-A	Domestic	
	25-0037 Sludgebusters Septic Service	16-A	Domestic	
	25-0040 Action Cleaning Corporation	16-A	Domestic	
	25-0041 AI-Max Sanitation	16-A	Domestic	
	25-0042 Atlas Pumping Service	15-A	Domestic	
	25-0051 Spankys Portable Services Inc	16-A	Domestic	
	25-0076 Dons Hydroblasting & Pumping	14-A	Domestic	
	25-0097 Center Septic	13-A	Domestic	
	25-0099 Safiro Portable Toilets	13-A	Domestic	
	25-0101 United Pumping Service Inc	07-A	Domestic	
	25-0106 Diamond Environmental Services LLC	13-A	Domestic	
	25-0143 Pacific Tank Cleaning Services	10-A	Domestic	
	25-0156 Any Hour Septic Service	10-A	Domestic	
	25-0221 SMC Grease Specialist	05-A	Domestic	
			06-A	Domestic
	25-0231 National Construction Rentals Inc	05-A	Domestic	
	25-0248 KA & RDS Inc DBA Mr Rooter Plumbing	04-A	Domestic	
	25-0258 Ancon Marine	03-A	Domestic	
	25-0268 Ocean Blue Environmental	03-A	Domestic	
	25-0270 United Site Services	03-A	Domestic	
	25-0279 South Bay Sandblasting & Tank Cleaning Inc	03-A	Domestic	
	25-0280 Essential Support Services Inc	03-A	Domestic	
	25-0284 A & A Best Septic Pumping	03-A	Domestic	
	25-0289 JMB Sanitation	03-A	Domestic	
	25-0292 East County Septic	03-A	Domestic	
	25-0299 Affordable Septic	02-A	Domestic	
	25-0315 Rosie's Rentals Inc	02-A	Domestic	
	25-0320 Black Gold Industries	02-A	Domestic	
	25-0322 Patriot Environmental Services	02-A	Domestic	
	25-0327 Clyde's Septic Tank Service	01-A		
	25-0330 California Marine Cleaning	01-A	Domestic	
	25-0331 So Cal Sanitation	01-A	Domestic	
	25-0332 NRC Environmental Services Inc	01-A	Domestic	
	25-0342 California Sanitation LLC	01-A	Domestic	
	25-0345 Construction Protective Services Inc.	01-A	Domestic	
Count this Class:		42		
7	25-0004 Pacific Trans Environmental Services Inc	16-A	Other IW	
	25-0008 Action Cleaning Corporation	15-A	Other IW	
	25-0011 AI-Max Sanitation	16-A	Other IW	

Trucked Waste Permits Issued Between 01-Jan-2009 and 31-Dec-2009

Report run on: December 30, 2009 5:45 PM

Class	Facility Name	Permit	Waste Type	
7	25-0013 Continental Maritime of San Diego Inc	11-A	Other IW	
	25-0015 Atlas Pumping Service	15-A	Other IW	
	25-0061 Modern Septic Service	07-A	Other IW	
	25-0086 United Pumping Service Inc	14-A	Other IW	
	25-0107 Diamond Environmental Services LLC	13-A	Other IW	
	25-0119 JJ Septic & Drain Service Inc	11-A	Other IW	
	25-0128 Sludgebusters Septic Service	08-A	Other IW	
	25-0144 Pacific Tank Cleaning Services	10-A	Other IW	
	25-0175 Any Hour Septic Service	08-A	Other IW	
	25-0192 Environmental Services of San Diego	08-A	Grease Traps	
	25-0209 Minegar Environmental Systems	05-A	Other IW	
	25-0227 Sunrise Pumping Service	05-A	Other IW	
	25-0234 American Concrete Washouts	04-A	Other IW	
	25-0262 Downstream Services Inc	04-A	Other IW	
	25-0275 Spankys Portable Services Inc	03-A	Other IW	
	25-0282 South Bay Sandblasting & Tank Cleaning Inc	04-A	Other IW	
	25-0288 JMB Sanitation	03-A	Other IW	
	25-0294 United Site Services	03-A	Other IW	
	25-0308 Hazard Construction Company	03-A	Rainwater	
	25-0321 Black Gold Industries	02-A	Other IW	
	25-0323 Patriot Environmental Services	02-A	Other IW	
	25-0329 California Marine Cleaning	01-A	Other IW	
	25-0333 NRC Environmental Services Inc	01-A	Other IW	
	25-0335 West Coast Storm Inc	01-A	Other IW	
	25-0336 Advanced Cleanup Technologies Inc	01-A	Other IW	
	25-0337 Sturgeon & Son Inc	01-A	Other IW	
	25-0340 Ace Pipeline Corporation	01-A	Other IW	
	Count this Class:		30	
	9	25-0002 Al-Max Sanitation	30-A	Grease Traps
			31-A	Grease Traps
25-0048 Atlas Pumping Service		29-A	Maintenance	
		30-A	Other IW	
25-0049 Pacific Recovery Corporation		16-A	Condensate	
25-0105 Otay Landfill Inc		14-A	Condensate	
25-0121 JJ Septic & Drain Service Inc		11-A	Maintenance	
25-0129 Barona Casino		11-A	Sludge	
25-0130 Viejas Tribal Government		11-A	Sludge	
25-0133 Ramona MWD San Vicente WWTP		09-A	Sludge	
		10-A	Sludge	
		11-A	Other IW	
25-0135 Sycuan Casino		12-A	Sludge	
25-0137 Ramona Landfill Inc		10-A	Condensate	
25-0142 Lilac Enterprises - Hide Away Lake		10-A	Sludge	
25-0152 Warner Springs Ranch		10-A	Sludge	
25-0157 Oak Tree Ranch Inc		09-A	Sludge	
25-0167 Sycamore Landfill Inc	09-A	Condensate		

Trucked Waste Permits Issued Between 01-Jan-2009 and 31-Dec-2009

Report run on: December 30, 2009 5:45 PM

Class	Facility Name	Permit	Waste Type	
9	25-0172 Valley View Casino	10-A	Sludge	
	25-0174 San Diego Zoo's Wild Animal Park	07-A	Sludge	
	25-0184 California Dept of Forestry La Cima Fire Center	08-A	Sludge	
	25-0187 Olivenhain Municipal Water District	05-A	Other IW	
	25-0191 Environmental Services of San Diego	08-A	Grease Traps	
	25-0196 Action Cleaning Corporation	33-A	Other IW	
			34-A	Maintenance
			35-A	Other IW
			36-A	Other IW
	25-0197 Golden Acorn Casino	18-A	Sludge	
			19-A	Sludge
	25-0207 South Bay Water Reclamation Plant	09-A	Sludge	
			10-A	Sludge
	25-0233 All Seasons RV Park	05-A	Sludge	
	25-0235 American Concrete Washouts	04-A	Other IW	
	25-0236 Stone Brewing Company	07-A	Other IW	
	25-0244 County of San Diego	05-A	Sludge	
	25-0246 Skyline Ranch Country Club	04-A	Sludge	
	25-0265 US Navy SERE Camp	04-A	Other Non-IW	
			05-A	Other Non-IW
	25-0273 Sludgebusters Septic Service	03-A	Maintenance	
	25-0274 Modern Septic	03-A	Maintenance	
	25-0276 Spankys Portable Services Inc	03-A	Maintenance	
	25-0277 Santa Ysabel Resort & Casino	03-A	Sludge	
	25-0283 La Posta Casino	03-A	Sludge	
	25-0285 South Bay Sandblasting & Tank Cleaning	06-A	Bilge Water	
			07-A	Other IW
			08-A	Other IW
	25-0287 Stone Brewing Company	03-A	Other IW	
	25-0290 Cal Fire - Rainbow Conservation Camp	02-A	Sludge	
	25-0293 Any Hour Septic Service	03-A	Maintenance	
	25-0295 United Site Services	03-A	Maintenance	
	25-0298 Diamond Environmental Services	03-A	Maintenance	
	25-0300 KC Equipment Inc	02-A	Other IW	
	25-0307 Hazard Construction Company	03-A	Rainwater	
	25-0311 Pauma Valley CSD	02-A	Sludge	
	25-0324 Patriot Environmental Services	02-A	Other IW	
	25-0325 County of San Diego DPW Julian WWTP	02-A	Sludge	
	25-0328 Black Gold Industries	01-A	Maintenance	
	25-0334 West Coast Storm Inc	01-A	Maintenance	
	25-0338 Sturgeon & Son Inc for Kinder Morgan	01-A	Other IW	
			01-B	Other IW
	25-0339 React 365 Inc/Otay Mesa Energy Center	01-A	Other IW	
	25-0341 Ace Pipeline Corporation	01-A	Maintenance	
	25-0343 Gas Recovery Systems LLC - San Marcos	01-A	Condensate	
	25-0344 Gas Recovery Systems LLC - Sycamore	01-A	Condensate	
	Count this Class:		64	

Trucked Waste Permits Issued Between 01-Jan-2009 and 31-Dec-2009

Report run on: December 30, 2009 5:45 PM

Class	Facility	Name	Permit	Waste Type
Grand Total:			136	

Dry Cleaners Subject to Best Management Practices, Treatment Plant 1

Report run on: December 30, 2009 5:02 PM

Page 1

Class	Facility	Permit	Name		Address				City
4D	02-0642	02-A	Dry Clean USA	12750	Carmel Country	Rd	Suite	109	San Diego
	02-0643	01-A	Beasley Dry Cleaners	3840	Valley Centre	Dr	Suite	605	San Diego
	02-0645	01-A	Cosmopolitan Cleaners	9450	Scranton	Rd			San Diego
	02-0646	01-A	Continental Cleaners	2741	Via De La Valle				San Diego
	02-0647	02-A	Sorrento Cleaners	10066	Pacific Heights	Bl	Suite	111	San Diego
	02-0648	02-A	Del Mar Cleaners	2644	Del Mar Heights	Rd			San Diego
	03-0208	01-A	Elegant Cleaners	9912	Carmel Mountain	Rd	Suite	J	San Diego
	03-0262	00-A	Superway Cleaners	9396	Mira Mesa	Bl	Suite	D	San Diego
	03-0601	01-A	Martinizing Dry Cleaning	9930	Mira Mesa	Bl			San Diego
	03-0707	02-A	La Jolla Cleaners	8455	Commerce	Av			San Diego
	03-0817	02-A	Your Cleaners	8971	Mira Mesa	Bl			San Diego
	03-0818	01-A	S D Valet Service	8655	Commerce	Av			San Diego
	03-0820	01-A	Park Ave Cleaners	12145	Alta Carmel	Ct	Suite	210	San Diego
	03-0824	01-A	Carmel Plaza Cleaners	10175	Rancho Carmel	Dr	Suite	A122	San Diego
	03-0826	02-A	Julies # 1 Cleaners	13289	Black Mountain	Rd		9	San Diego
	03-0827	01-A	Excellent Cleaners	9450	Mira Mesa	Bl			San Diego
	03-0830	01-A	Farahs Cleaners & Tailoring	9724	Carmel Mountain	Rd	Suite	C	San Diego
	03-0833	01-A	Colony Cleaners	11885	Carmel Mountain	Rd	Suite	910	San Diego
	03-0835	02-A	Taylor's Cleaners	12880	Rancho Penasquitos	Bl	Suite	A	San Diego
	03-0836	01-A	Sunny Fresh Cleaners	10006	Scripps Ranch	Bl			San Diego
	03-0932	01-A	Ranch Cleaners	13173	Black Mountain	Rd	Suite	7	San Diego
	03-1109	01-A	Westview Cleaners	13350	Camino Del Sur		Suite	1	San Diego
	03-1141	01-A	Simply Cleaner	11385	Poway	Rd	Suite	105	San Diego
	03-1144	01-A	Expert Cleaners	6615	Flanders	Dr	Suite	C	San Diego
	04-0029	00-A	Carousel Cleaners	4888	Cass	St			San Diego
	04-0038	00-A	Ogden's One Hour Cleaners	945	Pearl	St			La Jolla
	04-0193	01-A	Velvet Touch	1609	Garnet	Av			San Diego
	04-0262	01-A	Leles Tailoring and Cleaners	5617	La Jolla	Bl			La Jolla
	04-0264	01-A	Sunny Fresh Cleaners	1720	Garnet	Av			San Diego
	04-0266	01-A	Margarets Cleaners	7519	La Jolla	Bl			La Jolla
	04-0267	02-A	Velvet Touch Cleaners	1609	Garnet	Av			San Diego
	04-0268	01-A	One Hour Martinizing	5010	Cass	St	Suite	A&B	San Diego
	04-0269	01-A	Ocean Cleaners	7523	Fay	Av	Suite	E	La Jolla
	04-0272	02-A	Pacific Plaza Cleaners	1860	Garnet	Av			San Diego
	04-0274	01-A	Sunny Fresh Cleaners	8849	Villa La Jolla	Dr	Suite	305	La Jolla
	04-0275	01-A	Ocean Cleaners	1186	Garnet	Av			San Diego
	04-0382	01-A	Quality Cleaners	7521	Girard	Av			La Jolla
	04-0393	01-A	Pearl St Cleaners	454	Pearl	St			San Diego
	05-0193	01-A	Clairemont Village Cleaners	3083	Clairemont	Dr			San Diego
	05-0200	00-A	Omega Cleaners	5167	Clairemont Mesa	Bl			San Diego
	05-0296	01-A	Mr Best Cleaners	4415	Genesee	Av			San Diego
	05-0520	01-A	Heritage Dry Cleaners	2147	Comstock	St			San Diego
	05-0776	01-A	Le Le's Cleaner	4465	Clairemont Mesa	Bl	Suite	A	San Diego
	05-0813	02-A	Genesee Plaza Cleaners	4203	Genesee	Av	Suite	105	San Diego
	05-0814	02-A	University City Cleaners	3212	Governor	Dr			San Diego
	05-0816	02-A	North Coast Cleaners	8915	Towne Centre	Dr	Suite	120	San Diego
	05-0817	01-A	Apadana Cleaners	7610	Hazard Center	Dr	Suite	515	San Diego

Dry Cleaners Subject to Best Management Practices, Treatment Plant 1

Report run on: December 30, 2009 5:02 PM

Page 2

Class	Facility	Permit	Name		Address				City
4D	05-0822	01-A	Fed Mart Cleaners	4411	Mercury	St	Suite	107	San Diego
	05-0825	02-A	Balboa Crest Cleaners	6391	Balboa	Av			San Diego
	05-0827	02-A	Fairlane Cleaners	5595	Clairemont Mesa	Bl			San Diego
	05-0987	02-A	Dry Clean 4 Less	4764	Clairemont Mesa	Bl			San Diego
	05-1013	03-A	Distinctive Cleaners	4049	Governor	Dr			San Diego
	05-1018	01-A	Colony Cleaners	7770	Regents	Rd	Suite	110	San Diego
	06-0443	03-A	Mission Gorge Dry Cleaning	10330	Friars	Rd	Suite	109	San Diego
	06-0446	02-A	Klassic Cleaners	9353	Clairemont Mesa	Bl	Suite	F	San Diego
	06-0449	03-A	Tierrasanta Cleaners	10601	Tierrasanta	Bl	Suite	N	San Diego
	06-0450	02-A	One Hour Cleaners	10472	Clairemont Mesa	Bl			San Diego
	06-0451	01-A	Anny Cleaners	3265	Greyling	Dr			San Diego
	07-0055	00-A	San Carlos Cleaners	7415	Jackson	Dr			San Diego
	07-0115	02-A	D'Lite Cleaners and Laundry	5165	Waring	Rd			San Diego
	07-0118	01-A	One Hour Martinizing	8680	Navajo	Rd			San Diego
	07-0119	02-A	Mirage Cleaners	8736	Lake Murray	Bl	Suite	107	San Diego
	07-0169	01-A	Magic Dry Cleaning & Laundry Services Inc	5837	Mission Gorge	Rd	Suite	A&B	San Diego
	08-0425	01-A	Mr J S Cleaners	3639	Midway	Dr	Suite	C	San Diego
	08-0427	01-A	Embassy Cleaners	4320	Voltaire	St			San Diego
	08-0430	03-A	One Day Cleaners	3960	W Point Loma	Bl	Suite	I	San Diego
	08-0432	01-A	Las Brisas Fabric Care Center	1785	Sunset Cliffs	Bl			San Diego
	08-0433	02-A	Shelter Island Village Cleaners	2907	Shelter Island	Dr	Suite	109	San Diego
	08-0434	01-A	Ultimate Fabricare	1230	Rosecrans	St			San Diego
	08-0535	01-A	Rosecrans Cleaners	1878	Rosecrans	St			San Diego
	08-0536	01-A	Martinizing Cleaners	1208	Rosecrans St	St			San Diego
	08-0537	01-A	Point Loma Cleaners & Laundry	1801	Sunset Cliffs	Bl			San Diego
	08-0538	01-A	Midway Cleaners	2383	Midway	Dr			San Diego
	09-0143	00-A	Bell Cleaners	2233	1st	Av			San Diego
	09-0228	00-A	Mission Hills Fabric Care Center	1604	W Lewis	St			San Diego
	09-0237	02-A	North Park Cleaner	2928	Lincoln	Av			San Diego
	09-0408	00-A	Veribest Cleaners	419	Robinson	Av			San Diego
	09-0722	01-A	Rose Cleaners	1945	El Cajon	Bl			San Diego
	09-0725	01-A	Presidio Cleaners	430	W Washington	St			San Diego
	09-0728	01-A	Liberty Cleaners	3884	4th	Av			San Diego
	09-0729	01-A	Ogden's One Hour Cleaners	1294	University	Av			San Diego
	09-0732	02-A	La Mision Cleaners	105	Washington	St			San Diego
	09-0828	01-A	Uptown Cleaners	1020	University	Av	Suite	D105	San Diego
	09-0830	01-A	Mathews Cleaners & Tailors	3935	Ohio	St			San Diego
	10-0077	00-A	University Cleaners	4441	El Cajon	Bl			San Diego
	10-0101	00-A	Classic Dry Cleaners & Laundry	5042	Imperial	Av			San Diego
	10-0117	01-A	Glen Cleaners	3190	Adams	Av			San Diego
	10-0139	02-A	Imig Park Cleaners	4705	Federal	Bl			San Diego
	10-0240	01-A	Select Cleaners & Laundry	4666	University	Av			San Diego
	10-0406	01-A	Fairlane Cleaners	6302	El Cajon	Bl			San Diego
	10-0410	01-A	Cascade Cleaners	6145	El Cajon	Bl	Suite	K	San Diego
	10-0412	01-A	South Bay Cleaners	2939	Alta View	Dr	Suite	E	San Diego
	10-0413	01-A	Paradise Cleaners	6915	Paradise Valley	Rd	Suite	5	San Diego
	10-0479	01-A	University Cleaners Inc	7360	El Cajon	Bl			San Diego

Dry Cleaners Subject to Best Management Practices, Treatment Plant 1

Report run on: December 30, 2009 5:02 PM

Page 3

Class	Facility	Permit	Name		Address				City
4D	10-0492	01-A	Libertycall US	3280	Main	St		6	San Diego
	10-0493	01-A	USA Cleaners	3605	College	Av			San Diego
	11-0413	02-A	Market Street Cleaners	4234	Market	St			San Diego
	12-0106	02-A	Saturn Cleaners	655	Saturn	Bl	Suite	E	San Diego
	12-0108	02-A	Rainbow Cleaners	2004	Dairy Mart	Rd	Suite	121	San Diego
	13-0165	01-A	Bonita Cleaners	88	E Bonita	Rd	Suite	C	Chula Vista
	13-0168	01-A	Arya Cleaners	750	Otay Lakes	Rd			Chula Vista
	13-0170	02-A	One Hour Martinizing	885	E H	St	Suite	A	Chula Vista
	13-0171	02-A	Canyon Plaza Cleaners	515	Telegraph Canyon	Rd			Chula Vista
	13-0172	02-A	Sunny Fresh Cleaners # 11	1478	Melrose	Av			Chula Vista
	13-0175	02-A	Fairlane Cleaners	386	E H	St	Suite	215	Chula Vista
	13-0176	01-A	Speedy Clean Specialists Inc	1327	3rd	Av			Chula Vista
	13-0177	02-A	Bradley Dry Cleaners	415	3rd	Av			Chula Vista
	13-0178	01-A	Bob Burns Cleaners	768	3rd	Av			Chula Vista
	13-0286	03-A	USA Cleaners	4360	Bonita	Rd			Chula Vista
	13-0287	02-A	Braley Cleaners	4506	Bonita	Rd			Chula Vista
	14-0015	02-A	Crown Cleaners	1212	10th	St			Coronado
	14-0016	02-A	Loews Coronado Bay Resort	4000	Coronado Bay	Rd			Coronado
	14-0018	03-A	Island Cleaners	822	Orange	Av			Coronado
	14-0019	02-A	Luxury Cleaners	110	B	Av			Coronado
	16-0371	00-A	Coit Services	1080	N Marshall	Av			El Cajon
	16-0424	01-A	Jamacha Cleaners	544	Jamacha	Rd			El Cajon
	16-0427	02-A	Magic Dry Cleaner	1754	E Main	St			El Cajon
	16-0428	01-A	Crystal Cleaners	360	Magnolia	Av	Suite	N	El Cajon
	16-0432	02-A	Fashion Cleaners	312	Broadway				El Cajon
	16-0436	02-A	Tower Cleaners	1265	Avocado	Bl	Suite	105	El Cajon
	16-0537	01-A	El Cajon 1 Hour Dry Cleaner	115	Jamacha	Rd			El Cajon
	16-0540	01-A	Town and Country Fabricare	2646	Fletcher	Py			El Cajon
	16-0542	03-A	Larry's Cleaners	862	Jackman	St			El Cajon
	16-0639	01-A	Heartland Cleaners	999	E Washington	Av			El Cajon
	16-0717	01-A	Park Cleaners	13465	Camino Canada		Suite	111	El Cajon
	17-0016	01-A	A B Brite Cleaners	674	Palm	Av			Imperial Beach
	18-0101	01-A	Heritage Cleaners	9122	Fletcher	Py			La Mesa
	18-0102	01-A	Mom's Cleaners	5020	Baltimore	Dr			La Mesa
	18-0104	02-A	Dante's Cleaners	8160	Parkway	Dr			La Mesa
	18-0105	01-A	Mart Cleaners	8733	La Mesa	Bl			La Mesa
	18-0107	02-A	VIP Cleaners	5650	Lake Murray	Bl			La Mesa
	19-0236	03-A	Continental Cleaners	1536	Sweetwater	Rd	Suite	A	National City
	20-0069	02-A	Dry Clean USA	13522	Poway	Rd			Poway
	20-0073	01-A	Twin Peaks Cleaners & Shirt Laundry	14891	Pomerado	Rd			Poway
	20-0075	03-A	Ogden's Cleaners	13573	Poway	Rd			Poway
	21-0203	01-A	Style Cleaners	9640	Mission Gorge	Rd			Santee
	21-0204	03-A	Magic Flow Cleaners	10251	Mast	Bl	Suite	K	Santee
	21-0206	02-A	Daisy Cleaners	9876	N Magnolia	Av			Santee
	21-0235	02-A	Carlton Classic Cleaners	9636	Carlton Hills	Bl			Santee
	22-0044	02-A	Le's Cleaners	7028	Broadway				Lemon Grove
	22-0045	01-A	Palomar Cleaners	7870	Broadway				Lemon Grove

Dry Cleaners Subject to Best Management Practices, Treatment Plant 1

Report run on: December 30, 2009 5:02 PM

Page 4

Class	Facility	Permit	Name	Address	City
4D	22-0060	03-A	Clean Xpress	6935 Federal	BI Lemon Grove
	32-0002	02-A	Alpine Cleaners	1347 Tavern	Rd Suite 28A Alpine
	33-0003	02-A	PR Cleaners # 1	12403 Woodside	Av Lakeside
	33-0005	02-A	PR Cleaners # 2	9534 Winter Gardens	BI Suite G Lakeside
	34-0013	01-A	Advantage Cleaners	2522 Jamacha	Rd Suite 101 El Cajon
	34-0014	01-A	Spring Valley Cleaners	627 Sweetwater	Rd Spring Valley
	34-0015	02-A	Dry Clean USA	2654 Jamacha	Rd Suite 119 Cottonwood
	34-0018	01-A	Casa de Oro Dry Cleaners	9902 Campo	Rd Spring Valley
	34-0021	02-A	Bonded Cleaners	2778 Sweetwater Spring	BI Spring Valley
150					

Film Processors Subject to Best Management Practices, Treatment Plant 1

Report run on: December 30, 2009 5:27 PM

Page 1

Class	Facility	Permit	Name		Address				City
2F	02-0364	02-A	Graphics Unlimited	10477	Roselle	St	Suite	B	San Diego
	02-0370	01-A	Chrome	6150	Lusk	Bl	Suite	B103	San Diego
	02-0411	02-A	Foto Finish Digital	3525	Del Mar Heights	Rd			San Diego
	02-0476	00-A	Scripps Ximed Medical Center	9850	Genesee	Av	Space	900	La Jolla
	02-0503	01-A	One Hour Moto Photo	8935	Town Centre	Dr	Suite	103	San Diego
	02-0556	00-A	San Diego Printers	9190	Camino Santa Fe				San Diego
	02-0614	01-A	Canyon Graphics	6680	Cobra	Wy			San Diego
	02-0652	01-A	Neeley Chiropractic	12925	El Camino Real		Suite	J24	San Diego
	02-0653	01-A	Maryrose Hawkins DDS	12395	El Camino Real				San Diego
	02-0654	01-A	Lawrence J Schlitt MD	12395	El Camino Real				San Diego
	02-0655	01-A	Kingston & Phillips DDS	12395	El Camino Real				San Diego
	02-0660	01-A	Carmel Valley Vet Clinic	3890	Valley Centre	Dr			San Diego
	02-0664	01-A	Chiropractic Center Carmel Valley	12750	Carmel Country	Rd	Suite	207	San Diego
	02-0665	01-A	Pacific Petcare Veterinary Hos	12720	Carmel Country	Rd	Suite	100	San Diego
	02-0672	01-A	Sorrento Valley Dental	11230	Sorrento Valley	Rd		130	San Diego
	02-0678	01-A	Universal Reprographics San Diego	4920	Carroll Canyon	Rd			San Diego
	02-0683	01-A	Carol Gomez Summerhays DDS Inc	6635	Flanders	Dr	Suite	E	San Diego
	02-0689	01-A	Professional Dental Group	9339	Genesee	Av	Suite	240	San Diego
	02-0694	01-A	First Chiropractic	5915	Mira Mesa	Bl		D	San Diego
	02-0696	02-A	Mira Mesa Dental Care	6755	Mira Mesa	Bl	Suite	142	San Diego
	02-0698	01-A	Howard Dixon DDS MS Inc	5627	Oberlin	Dr		100	San Diego
	02-0699	01-A	T G Kujawski DDS	5425	Oberlin	Dr		101	San Diego
	02-0700	01-A	Manning & Associates	5764	Pacific Center	Bl	Suite	108	San Diego
	02-0708	01-A	Rite Aid # 5666	3515	Del Mar Heights	Rd			San Diego
	02-0753	01-A	Scripps Clinic Del Mar	12395	El Camino Real		Suite	101	San Diego
	02-0763	01-A	Carmel Valley Chiropractic	3830	Valley Center	Dr			San Diego
	02-0840	01-A	ColorWorks	5915	Mira Mesa	Bl	Suite	B	San Diego
	02-0962	01-A	Torrey Pines Orthopaedic Medical Group	4520	Executive	Dr	Suite	101	San Diego
	02-1051	01-A	Elum Designs Inc	3962	Sorrento Valley	Bl	Suite	900	San Diego
	03-0074	01-A	CK Chiropractic Cntr/Kien TA Chiropratic Inc	9844	Hibert	St			San Diego
	03-0460	01-A	IPM Lithographics Inc	9040	Carroll	Wy	Suite	9	San Diego
	03-0475	01-A	Creative Computer Products	6369	Nancy Ridge	Dr			San Diego
	03-0552	01-A	Photomation West Company	9212	Mira Este	Ct	Suite	101	San Diego
	03-0635	01-A	Johnson Dental Radiographic	10737	Camino Ruiz		Suite	105	San Diego
	03-0658	00-A	Strictly Black & White	9919	Hibert	St	Suite	B	San Diego
	03-0668	01-A	Associated Screen Print Intl	9323	Activity	Rd	Suite	A	San Diego
	03-0686	01-A	Stephen C Tuttle DDS	9982	Scripps Ranch	Bl			San Diego
	03-0702	00-A	Costco Wholesale # 452	12350	Carmel Mountain	Rd			San Diego
	03-0728	00-A	Maurice Roy Photography	7595	Miramar	Av			La Jolla
	03-0766	01-A	Sharp Rees-Stealy Med Group	8901	Activity	Rd			San Diego
	03-0789	02-A	In to Ink Printing	7888	Silverton	Av	Suite	G	San Diego
	03-0838	01-A	William E Gable DDS	9855	Erma	Rd			San Diego
	03-0839	01-A	Richard A Giglio DDS	9855	Erma	Rd			San Diego
	03-0841	02-A	Western Chiropractic Center	9910	Mira Mesa	Bl			San Diego
	03-0843	01-A	Neal Pham DDS	9831	Mira Mesa	Bl			San Diego
	03-0846	01-A	Jon Prickril DDS	10299	Scripps	Tr			San Diego
	03-0847	01-A	Family Physicians Med Center	10297	Scripps	Tr			San Diego

Film Processors Subject to Best Management Practices, Treatment Plant 1

Report run on: December 30, 2009 5:27 PM

Page 2

Class	Facility	Permit	Name		Address				City
2F	03-0849	01-A	American Speedy Printing	9235	Activity	Rd	Suite	112	San Diego
	03-0850	01-A	Sir Speedy	7706	Arjons	Dr			San Diego
	03-0853	01-A	Christopher Cremer DDS	11279	Camino Ruiz				San Diego
	03-0854	02-A	Meyerson Dental	10737	Camino Ruiz		Suite	120	San Diego
	03-0856	01-A	Kwang Kim DDS	10737	Camino Ruiz				San Diego
	03-0857	02-A	Special Smiles	9359	Mira Mesa	Bl			San Diego
	03-0858	01-A	James Hopper DDS	9292	Mira Mesa	Bl			San Diego
	03-0859	01-A	Wilfred Baltazar Jr DDS	9329	Mira Mesa	Bl			San Diego
	03-0861	02-A	Center Veterinary Clinic	8977	Mira Mesa	Bl	Suite	A	San Diego
	03-0863	01-A	Mesa Dental Group	9225	Mira Mesa	Bl	Suite	212	San Diego
	03-0864	01-A	Erik Ferrer DDS	9373	Mira Mesa	Bl			San Diego
	03-0866	01-A	SDUSD; Mira Mesa High School	10510	Reagan	Rd			San Diego
	03-0867	01-A	Market Forces Printing	7925	Silverton	Av	Suite	503	San Diego
	03-0869	02-A	San Diego Smiles by Design	11835	Carmel Mountain	Rd	Suite	1306	San Diego
	03-0870	01-A	Carmel Plaza Chiropractic	12070	Carmel Mountain	Rd	Suite	209	San Diego
	03-0872	02-A	Carmel Plaza Dental Center	11738	Carmel Mountain	Rd			San Diego
	03-0875	01-A	Scripps Clinic Rancho Bernardo	15025	Innovation	Dr			San Diego
	03-0876	01-A	Rancho Carmel Dental Care	10175	Rancho Carmel	Dr	Suite	110	San Diego
	03-0883	01-A	A Black Mountain Road Pet Clinic	13161	Black Mountain	Rd	Suite	1	San Diego
	03-0884	01-A	Mount Carmel High School	9550	Carmel Mountain	Rd			San Diego
	03-0886	01-A	Carmel Mountain Chiropractic	9320	Carmel Mountain	Rd			San Diego
	03-0887	02-A	Adrian F Naguit DDS	9888	Carmel Mountain	Rd	Suite	D	San Diego
	03-0888	01-A	Walter D Andrada DDS	9330	Carmel Mountain	Rd	Suite	B	San Diego
	03-0889	02-A	CVS Pharmacy # 9102	10575	Scripps Poway	Py			San Diego
	03-0890	01-A	Rite Aid # 5665	13167	Black Mountain	Rd			San Diego
	03-0893	02-A	CVS Pharmacy # 9177	8260	Mira Mesa	Bl			San Diego
	03-0899	01-A	SDUSD; Scripps Ranch High School	10410	Treena	St			San Diego
	03-0904	02-A	CVS Pharmacy # 9197	9225	Twin Trails	Dr			San Diego
	03-0940	01-A	International Technoprint Inc	10625	Scripps Ranch	Bl	Suite	F	San Diego
	03-0947	01-A	SmileCare	10788	Black Mountain	Rd			San Diego
	03-0982	02-A	Longs Drug Store # 3068	10776	Westview	Py			San Diego
	03-0984	02-A	CVS Pharmacy # 9192	14589	Camino Del Norte				San Diego
	03-1000	01-A	Image 2 Print	9920	Scripps Lake	Dr	Suite	102	San Diego
	03-1077	01-A	Rite Aid # 5661	8985	Mira Mesa	Bl			San Diego
	03-1094	01-A	Ray Derakshan DMD	11134	Rancho Carmel	Dr	Suite	103	San Diego
	03-1096	01-A	Allele Biotechnology & Pharmaceuticals LLC	6827	Nancy Ridge	Dr			San Diego
	03-1098	01-A	Larson Chiropractic	13161	Black Mountain	Rd	Unit	2	San Diego
	03-1112	01-A	Laserlab Inc	6790	Top Gun	St	Suite	9	San Diego
	03-1126	01-A	MOD Squad Dental	10755	Scripps Poway	Py	Suite	K	San Diego
	03-1177	01-A	Walgreens # 11654	10787	Camino Ruiz				San Diego
	04-0108	02-A	La Jolla One Hour Photo	7523	Fay	Av			La Jolla
	04-0186	00-A	The Bishop's School	7607	La Jolla	Bl			La Jolla
	04-0204	03-A	Nelson Photo Supplies	7720	Fay	Av			La Jolla
	04-0219	00-A	Copley Information Services	7701	Herschel	Av			La Jolla
	04-0256	02-A	CVS Pharmacy # 9106	1652	Garnet	Av			San Diego
	04-0257	01-A	ABC Veterinary Hospital	2032	Hornblend	St			San Diego
	04-0258	01-A	Libs Chiropractic Center	4410	Lamont	St			San Diego

Film Processors Subject to Best Management Practices, Treatment Plant 1

Report run on: December 30, 2009 5:27 PM

Page 3

Class	Facility	Permit	Name		Address			City
2F	04-0259	01-A	SDUSD; Mission Bay High School	2475	Grand		Av	San Diego
	04-0279	01-A	The Animal Hosp of La Jolla	7601	Draper		Av	La Jolla
	04-0280	02-A	La Jolla Family Dentistry	7509	Draper		Av	La Jolla
	04-0281	02-A	Longs Drug Store # 9926	7525	Eads		Av	La Jolla
	04-0282	02-A	La Jolla Veterinary Hospital	7520	Fay		Av	La Jolla
	04-0283	01-A	La Jolla Oral Maxillofacial	7855	Fay		Av	La Jolla
	04-0288	01-A	Whitney A Jones DDS	9850	Genesee		Av	La Jolla
	04-0289	01-A	Scripps Center For Dental Care	9850	Genesee		Av	La Jolla
	04-0291	02-A	Torrey Pines Orthopaedic Medical Group Inc	9850	Genesee		Av	La Jolla
	04-0293	01-A	La Jolla Sports Orthopaedics	9834	Genesee		Av	La Jolla
	04-0295	01-A	David Kitchen DDS	9850	Genesee		Av	La Jolla
	04-0296	01-A	Jay S Berenter DPM	9850	Genesee		Av	La Jolla
	04-0300	02-A	Alicia K Kennedy DDS	7334	Girard		Av	La Jolla
	04-0304	01-A	Ellen A Miyashiro DMD	7759	Herschel		Av	La Jolla
	04-0305	01-A	Michael Reynolds DDS	7742	Herschel		Av	La Jolla
	04-0306	02-A	La Jolla Dental Care	7737	Herschel		Av	La Jolla
	04-0307	01-A	John J Taddey DDS	7946	Ivanhoe		Av	La Jolla
	04-0309	01-A	Philip A Burgess DDS	5731	La Jolla		Bl	La Jolla
	04-0310	01-A	La Jolla Medical Associates	6515	La Jolla		Bl	La Jolla
	04-0311	01-A	Chris Bickford MD	6515	La Jolla		Bl	La Jolla
	04-0312	01-A	Nautilus Veterinary Clinic	6911	La Jolla		Bl	La Jolla
	04-0314	01-A	Brian Judelson DDS	4130	La Jolla Village		Dr	La Jolla
	04-0315	01-A	SDUSD; La Jolla High School	750	Nautilus		St	La Jolla
	04-0317	01-A	Jacob Russell DDS	525	Nautilus		St	La Jolla
	04-0318	01-A	Abraham Romanowsky DDS	470	Nautilus		St	La Jolla
	04-0320	02-A	California Dental Implant Center	1030	Pearl		St	La Jolla
	04-0323	01-A	Frederick U Soldau DDS Inc	850	Prospect		St	La Jolla
	04-0324	01-A	Paul Dougherty/Stanley N DDS	850	Prospect		St	La Jolla
	04-0325	01-A	Peter Nordland DMD	850	Prospect		St	La Jolla
	04-0328	01-A	Mario Alberti DDS	4150	Regents Park		Rw	La Jolla
	04-0339	01-A	Deans Photo Service Inc	8855	Villa La Jolla		Dr	La Jolla
	04-0341	01-A	Rick K Yamada DDS	8950	Villa La Jolla		Dr	La Jolla
	04-0342	01-A	Barbara J Kabes DDS MS	8950	Villa La Jolla		Dr	La Jolla
	04-0343	03-A	La Jolla Dental Day Spa	8950	Villa La Jolla		Dr	La Jolla
	04-0346	02-A	La Jolla Dental Group	8950	Villa La Jolla		Dr	La Jolla
	04-0347	01-A	La Jolla Village Dental Office	8950	Villa La Jolla		Dr	La Jolla
	04-0349	01-A	Arthur Ferraro DDS	4603	Cass		St	San Diego
	04-0351	01-A	Robert Cantonwine	4776	Cass		St	San Diego
	04-0352	01-A	Pacific Beach Urgent Care	4490	Fanuel		St	San Diego
	04-0353	01-A	Dr Robert Fremont	4527	Fanuel		St	San Diego
	04-0354	02-A	Dream Wellness	1976	Garnet		Av	San Diego
	04-0355	01-A	Pacific Beach Veterinary Clinic	1362	Garnet		Av	San Diego
	04-0356	01-A	Christoper J Kempston DDS	1324	Garnet		Av	San Diego
	04-0357	01-A	Jack White DDS	2187	Garnet		Av	San Diego
	04-0358	01-A	Matthew S Cowman DDS	1300	Grand		Av	San Diego
	04-0360	01-A	Ana Simerlein DDS	1919	Grand		Av	San Diego
	04-0363	01-A	Wayne R Hadaway DDS	2036	Hornblend		St	San Diego

Film Processors Subject to Best Management Practices, Treatment Plant 1

Report run on: December 30, 2009 5:27 PM

Page 4

Class	Facility	Permit	Name		Address			City
2F	04-0366	01-A	J H Fallon DDS	4633	Ingraham	St		San Diego
	04-0368	01-A	Janelle Siebenlist DDS	4747	Mission	Bl		San Diego
	04-0372	02-A	CVS Pharmacy # 9195	8831	Villa La Jolla	Dr		La Jolla
	04-0386	02-A	Longs Drug Store # 9937	4445	Mission	Bl		San Diego
	04-0396	02-A	Longs Drug Store # 9538	1792	Garnet	Av		San Diego
	04-0403	01-A	Fred H Larson DDS	7334	Girard	Av	Suite 102	La Jolla
	04-0410	01-A	Joseph D'Angelo	1111	Torrey Pines	Rd		San Diego
	04-0448	01-A	Girard Orthopaedic Surgeons	4130	La Jolla Village	Dr	Suite 306	San Diego
	05-0012	02-A	Atlas Lithograph Company Inc	7807	Ostrow	St		San Diego
	05-0189	01-A	City Printing Service	7244	Clairemont Mesa	Bl		San Diego
	05-0279	01-A	KJOS Music	4382	Jutland	Dr		San Diego
	05-0349	01-A	Better Health Chiropractic	4861	Convoy	St		San Diego
	05-0409	02-A	Costco Wholesale Photo Lab # 401	4605	Morena	Bl		San Diego
	05-0429	01-A	Mission Valley Medical Clinic	5333	Mission Center	Rd	Suite 100	San Diego
	05-0555	01-A	Stats of San Diego	4805	Mercury	St		San Diego
	05-0593	01-A	Ritz Camera # 177	4353	La Jolla Village	Dr		San Diego
	05-0594	01-A	Ritz Camera # 176	206	Fashion Valley	Rd		San Diego
	05-0637	01-A	I Deal Services	4930	Naples	Pl		San Diego
	05-0651	02-A	Picture People	1640	Camino Del Rio N		Suite 157	San Diego
	05-0655	01-A	Kaiser Permanente	7060	Clairemont Mesa	Bl		San Diego
	05-0663	03-A	Longs Drug Store # 7962	5685	Balboa	Av		San Diego
	05-0701	00-A	Girard Orthopedic Surgeons	8929	University Center	Ln	Suite 201	San Diego
	05-0772	01-A	Rick Engineering	5620	Friars	Rd		San Diego
	05-0811	01-A	Copley News Service	123	Camino De La Reina			San Diego
	05-0834	01-A	Alpha Trust Chiropractic	591	Camino De La Reina		Suite 818	San Diego
	05-0836	01-A	Concorde Career Institute	123	Camino De La Reina			San Diego
	05-0838	02-A	Shoulder Knee Institute	3444	Kearny Villa	Rd	Suite 202	San Diego
	05-0844	02-A	David James Smith MD	3703	Camino Del Rio S		Suite 210	San Diego
	05-0845	01-A	SmileCare	1333	Camino Del Rio S			San Diego
	05-0847	01-A	Aesthetic Dental Center	2333	Camino Del Rio S		Suite 310	San Diego
	05-0851	01-A	Emergency Animal Clinic of San Diego	2317	Hotel Circle	Pl		San Diego
	05-0853	01-A	SmileCare Professionals	5638	Mission Center	Rd	104	San Diego
	05-0855	01-A	Stadium Dental Care	8590	Rio San Diego	Dr	110	San Diego
	05-0862	01-A	Kearny Mesa Dentistry	4488	Convoy	St	G	San Diego
	05-0864	01-A	Drs Gardner Wiersma Goehl Lind	7675	Dagget	St	160	San Diego
	05-0866	02-A	Francis Parker School	6501	Linda Vista	Rd		San Diego
	05-0867	01-A	San Diego Sports and Spine	7612	Linda Vista	Rd	109	San Diego
	05-0876	01-A	Bretow Chiropractic Center	1274	Morena	Bl		San Diego
	05-0878	01-A	ABC Veterinary Hospital	8020	Ronson	Rd		San Diego
	05-0879	01-A	Morena Pet Hospital	1540	Morena	Bl		San Diego
	05-0880	01-A	Kearny Mesa Vet Hospital Inc	7677	Ronson	Rd	100	San Diego
	05-0881	01-A	Tai Huynh DDS	2363	Ulric	St	A	San Diego
	05-0883	01-A	Balboa Veterinary Hospital	7931	Balboa	Av		San Diego
	05-0884	01-A	Paul Kosciuk DDS	6565	Balboa	Av		San Diego
	05-0885	01-A	Family Medical Clinic	6465	Balboa	Av		San Diego
	05-0886	01-A	Robert Chin DDS	6545	Balboa	Av	Suite A	San Diego
	05-0888	01-A	So Cal Graphics	8316	Clairemont Mesa	Bl		San Diego

Film Processors Subject to Best Management Practices, Treatment Plant 1

Report run on: December 30, 2009 5:27 PM

Page 5

Class	Facility	Permit	Name		Address			City
2F	05-0889	01-A	Richard D Katnik DDS Inc	7319	Clairemont Mesa	Bl		San Diego
	05-0890	01-A	Najwa Barakat DDS	7061	Clairemont Mesa	Bl		San Diego
	05-0892	02-A	Sleep Family Dentistry	4241	Balboa	Av		San Diego
	05-0898	01-A	Russell E Haag DDS	3805	Clairemont	Dr	Suite A	San Diego
	05-0899	01-A	Ned W Jerge DDS APC	3762	Clairemont	Dr		San Diego
	05-0900	01-A	Clairemont Family Medical Grp	3058	Clairemont	Dr		San Diego
	05-0901	02-A	Barbara Young DDS	3764	Clairemont	Dr		San Diego
	05-0902	01-A	J H Brockhoff DDS	3660	Clairemont	Dr	1	San Diego
	05-0903	01-A	Mally Zomorodi DDS	3670	Clairemont	Dr	9	San Diego
	05-0905	01-A	Bay Park Dental Group	2619	Clairemont	Dr		San Diego
	05-0906	01-A	Clairemont Family Dental Off	3670	Clairemont	Dr	14	San Diego
	05-0907	01-A	Dr Roy Phillips	3660	Clairemont	Dr	2	San Diego
	05-0908	02-A	Clairemont Village Pet Clinic	3007	Clairemont	Dr	G	San Diego
	05-0910	01-A	Raymond Moga DDS	3774	Clairemont	Dr		San Diego
	05-0911	01-A	Village Children Dentistry	3065	Clairemont	Dr	Suite C	San Diego
	05-0912	01-A	RB Hancock/GJ Stratigopoulos	4808	Clairemont Mesa	Bl		San Diego
	05-0913	01-A	L C Family Dental Care	5527	Clairemont Mesa	Bl		San Diego
	05-0914	02-A	Robert L Levine DMD	4453	Clairemont Mesa	Bl		San Diego
	05-0916	01-A	Western Dental	3802	Clariemont Mesa	Bl		San Diego
	05-0917	01-A	Vetco Hospitals Inc	3994	Clairemont Mesa	Bl	Suite A	San Diego
	05-0918	01-A	Clairemont Square Animal Hosp	4941	Clairemont	Dr	Suite G	San Diego
	05-0925	01-A	Dr Mccalley / Dr Hurst	4690	Genesee	Av		San Diego
	05-0926	01-A	Lewis H Abulafia DDS	4320	Genesee	Av	101	San Diego
	05-0927	01-A	Paul C Davis DDS Inc	4320	Genesee	Av	102	San Diego
	05-0928	01-A	San Diego Orthodontics	4320	Genesee	Av	106	San Diego
	05-0929	01-A	Anita Varzi DDS	4295	Gesner	St	2E	San Diego
	05-0930	02-A	Mission Bay Dental Group	4295	Gesner	St	2B	San Diego
	05-0932	01-A	Neil A Kjos Music Co	4380	Jutland	Dr		San Diego
	05-0933	01-A	Rose Canyon Animal Hospital	4295	Jutland	Dr		San Diego
	05-0934	01-A	David W Hellerud DDS	4444	Manitou	Wy		San Diego
	05-0937	01-A	Antony K Christensen	3737	Moraga	Av	A104	San Diego
	05-0939	01-A	Drs R Greenfield & R Vance	3737	Moraga	Av	A106	San Diego
	05-0941	01-A	Stanley Baquial DDS	3737	Moraga	Av	B309	San Diego
	05-0942	01-A	Dr Farzan Alam-Rad DDS	3737	Moraga	Av	B311	San Diego
	05-0945	01-A	Faye Tada DDS	3737	Moraga	Av	B410	San Diego
	05-0946	01-A	Parvathi Pokala DDS	3737	Moraga	Av	313B	San Diego
	05-0948	01-A	Jay Akef DDS	3737	Moraga	Av	B408	San Diego
	05-0949	01-A	Edmund W Jay DDS	3737	Moraga	Av	B300	San Diego
	05-0951	01-A	David Lockwood DDS	3737	Moraga	Av	B414	San Diego
	05-0955	01-A	SDUSD; University City High School	6949	Genesee	Av		San Diego
	05-0956	01-A	Ronald S Rosenblatt DDS	3222	Governor	Dr		San Diego
05-0959	02-A	Renaissance Dental Center	4150	Regents Park	Rw	Suite 130	San Diego	
05-0960	01-A	SDUSD; Standley Middle School	6298	Radcliffe	Dr		San Diego	
05-0961	01-A	Dennis Jacobs DDS	7748	Regents	Rd	Suite 301	San Diego	
05-0962	01-A	Colony Vet Clinic	7748	Regents	Rd	Suite 302	San Diego	
05-0963	02-A	Cote Animal Hospital	8915	Town Centre	Dr	Suite 110	San Diego	
05-0965	01-A	La Jolla MRI LTD	8929	University Center	Ln	Suite 207	San Diego	

Film Processors Subject to Best Management Practices, Treatment Plant 1

Report run on: December 30, 2009 5:27 PM

Page 6

Class	Facility	Permit	Name	Address	City
2F	05-0966	01-A	Richard Harmetz DDS	8899 University Center Ln	Suite 180 San Diego
	05-0967	02-A	Center for Dental Health La Jolla	8899 University Center Ln	Suite 190 San Diego
	05-0968	01-A	Carl Smith DDS	8899 University Center Ln	Suite 185 San Diego
	05-0969	01-A	North County Orthopaedic Medical Group	8929 University Center Ln	Suite 100 San Diego
	05-0972	01-A	Rite Aid # 5654	3081 Clairemont Dr	San Diego
	05-0978	02-A	CVS Pharmacy # 9175	4829 Clairemont Dr	San Diego
	05-0979	01-A	Rite Aid # 5658	4077 Governor Dr	San Diego
	05-0982	01-A	SDUSD; Kearny High School	7651 Wellington St	San Diego
	05-0996	01-A	Rite Aid # 5653	5270 Balboa Av	San Diego
	05-1006	01-A	Prepress Express Inc	7875 Convoy Ct	3 San Diego
	05-1007	02-A	Tracy Taddey DDS	7373 Clairemont Mesa Bl	San Diego
	05-1012	02-A	Longs Drug Store # 9963	5644 Mission Center Rd	Suite 201 San Diego
	05-1026	01-A	Paul J Graber Family Dentistry	2405 MORENA Bl	San Diego
	05-1035	01-A	William Bremner DDS	3660 Clairemont Dr	Suite 11 San Diego
	05-1036	01-A	Justin Y Seng DDS	4698 Convoy St	Suite 203 San Diego
	05-1041	01-A	Smile Care Family Dentistry # 67	3820 Convoy St	San Diego
	05-1042	01-A	Carol Landry Pro Photo Retouch Service	5640 Kearny Mesa Rd	Suite P San Diego
	05-1053	01-A	Wal-Mart Store # 5338	4840 Shoreline Dr	San Diego
	05-1097	01-A	McCormack Dental Imaging Inc	1550 Hotel Circle N	Suite 340 San Diego
	05-1105	01-A	E C Smith DDS	3805 Clairemont Dr	Suite B San Diego
	05-1107	01-A	Rite Aid # 5649	6939 Linda Vista Rd	San Diego
	05-1128	01-A	Ronald Petrillo DMD	7440 Beagle St	San Diego
	05-1141	01-A	Clairemont Dental Group	5222 Balboa Av	Suite 71 San Diego
	05-1142	01-A	Longs Drug Store # 3942	8915 Towne Centre Dr	Suite 100 San Diego
	05-1143	01-A	Walgreens #12143	5504 Balboa Av	San Diego
	05-1148	01-A	Goodway Printing & Graphics	7372 Convoy Ct	San Diego
	06-0068	01-A	Artmania	8961 Complex Dr	San Diego
	06-0088	02-A	Acorn Press	9726 Aero Dr	San Diego
	06-0156	01-A	Plaza Press	4651 Mission Gorge Pl	San Diego
	06-0180	02-A	San-Lo Aerial Surveys	4875 Viewridge Av	San Diego
	06-0308	01-A	Ranroy Company Inc	8987 Complex Dr	San Diego
	06-0347	01-A	Kaiser Permanente - Vandever	4405 Vandever Av	San Diego
	06-0350	01-A	City;Print Shop	8835 Balboa Av	San Diego
	06-0415	02-A	Raymert Press Inc	8835 Balboa Av	Suite A San Diego
	06-0432	02-A	Western Micrographics Systems	4320 Viewridge Av	Suite B San Diego
	06-0453	01-A	Business Cards Tomorrow	5450 Complex St	San Diego
	06-0462	01-A	James Berry DDS	4540 Kearny Villa Rd	Suite 116 San Diego
	06-0463	01-A	James E McSweeney MD	3444 Kearny Villa Rd	Suite 404 San Diego
	06-0464	01-A	Oasis Sports Medical Group	5471 Kearny Villa Rd	Suite 200 San Diego
	06-0466	01-A	Wal-Mart Stores Inc	3382 Murphy Canyon Rd	San Diego
	06-0467	01-A	Vetsmart Pet Hospital	3396 Murphy Canyon Rd	San Diego
	06-0468	01-A	Medical Examiners Office	5555 Overland Av	Suite 14 San Diego
	06-0469	02-A	County;Records Management	5555 Overland Av	San Diego
	06-0473	01-A	San Diego County DPW Cartographic	5201 Ruffin Rd	Suite D San Diego
	06-0475	01-A	Handler & Handler DDS	3303 Ruffin Rd	San Diego
	06-0476	01-A	Thomas L Chamberlin DDS	3292 Sandrock Rd	San Diego
	06-0477	01-A	L W Thomas DMD	4926 La Cuenta Dr	Suite 100 San Diego

Film Processors Subject to Best Management Practices, Treatment Plant 1

Report run on: December 30, 2009 5:27 PM

Page 7

Class	Facility	Permit	Name		Address			City
2F	06-0478	01-A	SDUSD; Serra High School	5156	Santo	Rd		San Diego
	06-0479	01-A	Pet Hospital of Tierra Santa	6030	Santo	Rd	Suite A	San Diego
	06-0480	01-A	D Douglas Cassat DDS	10789	Tierrasanta	Bl	Suite 110	San Diego
	06-0481	01-A	Tierrasanta Veterinary Hosp	10799	Tierrasanta	Bl		San Diego
	06-0485	01-A	Sharp Printing Services	9161	Chesapeake	Dr		San Diego
	06-0486	01-A	L E I Medical Group Inc	9620	Chesapeake	Dr	Suite 104	San Diego
	06-0489	01-A	Thomas Doleski DDS	9340	Clairemont Mesa	Bl	Suite C	San Diego
	06-0493	01-A	Rite Aid # 5660	10631	Tierresanta	Bl		San Diego
	06-0510	01-A	Repro Magic	5445	Ruffin	Rd		San Diego
	06-0511	01-A	Masamitsu Watanabe DDS	4240	Kearny Mesa	Rd	#417	San Diego
	06-0521	02-A	Costco Wholesale Photo Lab	2345	Fenton	Py		San Diego
	06-0532	01-A	Valley Instant Printing	4247	Ponderosa	Av	Suite A	San Diego
	06-0547	01-A	Jack in the Box	8690	Balboa	Av		San Diego
	06-0564	01-A	RanRoy Printing Company	4650	Overland	Av		San Diego
	06-0566	01-A	CVS Pharmacy # 8833	3332	Sandrock	Rd		San Diego
	07-0071	00-A	Western Press	4401	Twain	Av	Suite 20	San Diego
	07-0080	03-A	Fromex One Hour Photo	7299	Navajo	Rd		San Diego
	07-0082	02-A	Foremost Printing	5839	Mission Gorge	Rd	Suite B	San Diego
	07-0123	02-A	Rancho San Carlos Pet Clinic	7850	Golfcrest	Dr		San Diego
	07-0125	01-A	Victor A Ippolito DDS Inc	6280	Jackson	Dr	3	San Diego
	07-0126	01-A	James H Thompson Dmd	7424	Jackson	Dr	3	San Diego
	07-0127	01-A	Donald R Fleming DDS Inc	7676	Jackson	Dr		San Diego
	07-0128	01-A	Charles R Petrie DDS	6280	Jackson	Dr	6	San Diego
	07-0130	01-A	Guy Fox DDS & Amy Fox DDS	8312	Lake Murray	Bl	Suite E	San Diego
	07-0135	01-A	Personal Dental Services	6505	Alvarado	Rd		San Diego
	07-0136	01-A	Radiation Medical Group Inc	6699	Alvarado	Rd		San Diego
	07-0139	02-A	Longs Drug Store # 9154	10350	Friars	Rd		San Diego
	07-0140	01-A	Chiropractic Care Center	6171	Mission Gorge	Rd	110	San Diego
	07-0141	01-A	Contemporary Chiropractic	6612	Mission Gorge	Rd		San Diego
	07-0142	01-A	Mission Gorge Animal Hospital	6690	Mission Gorge	Rd	M	San Diego
	07-0143	01-A	Dr William Ochs DDS	5863	Mission Gorge	Rd		San Diego
	07-0145	02-A	Alvarado Orthopedic Med Group	5555	Reservoir	Dr	Suite 104	San Diego
	07-0146	01-A	SDUSD; Patrick Henry High School	6702	Wandermere	Dr		San Diego
	07-0149	01-A	Rite Aid # 5657	6505	Mission Gorge	Rd		San Diego
	07-0151	02-A	CVS Pharmacy # 9137	7393	Jackson	Dr		San Diego
	07-0165	01-A	Walgreens # 7176	8766	Navajo	Rd		San Diego
	08-0006	01-A	Vanard Lithographers Inc	3220	Kurtz	St		San Diego
	08-0013	01-A	USN;FISC Broadway Complex	937	N Harbor	Dr		San Diego
	08-0278	01-A	Watts Colorlab	3610	Hancock	St	Suite 4	San Diego
	08-0344	03-A	Longs Drug Store # 9922	3950	W Point Loma	Bl		San Diego
	08-0352	00-A	San Diego Magazine	1450	Front	St		San Diego
	08-0384	01-A	Chrome	2345	Kettner	Bl	Suite B	San Diego
	08-0422	01-A	Richard C Richley	3434	Midway	Dr	2007	San Diego
	08-0423	01-A	Sharp Rees Stealy Med Group	3555	Kenyon	St		San Diego
	08-0437	01-A	Shelter Island Medical Group	1370	Rosecrans	St		San Diego
	08-0443	01-A	S Meester and M Olafsen DDS	1939	Cable	St		San Diego
	08-0444	01-A	Rodney Mellor DDS	1943	Cable	St		San Diego

Film Processors Subject to Best Management Practices, Treatment Plant 1

Report run on: December 30, 2009 5:27 PM

Page 8

Class	Facility	Permit	Name		Address			City
2F	08-0445	01-A	Thomas K Sorensen DDS	1857	Cable	St		San Diego
	08-0447	01-A	Rite Aid # 5647	4840	Niagra	Av		San Diego
	08-0448	01-A	Turton Enterprises	1743	Catalina	Bl		San Diego
	08-0450	01-A	Dr Warren Patch	1952	Sunset Cliffs	Bl		San Diego
	08-0452	01-A	Philip Scott McMahan DDS Inc	1829	Sunset Cliffs	Bl	Suite 3108	San Diego
	08-0455	01-A	SDUSD; Point Loma High School	2335	Chatsworth	Bl		San Diego
	08-0456	01-A	Mark A Kretz DDS	1775	Locust	St		San Diego
	08-0457	01-A	Point Loma Nazarene College	3900	Lomaland	Dr		San Diego
	08-0461	01-A	Ocean Beach Dental	2176	Sunset Cliffs	Bl		San Diego
	08-0462	01-A	Seaside Dentistry	1499	Sunset Cliffs	Bl		San Diego
	08-0463	01-A	Russell C Tontz Jr DDS	1991	Sunset Cliffs	Bl		San Diego
	08-0465	01-A	Peninsula Veterinary Clinic	3767	Voltaire	St		San Diego
	08-0466	01-A	Marc N Reis DDS	4606	Voltaire	St		San Diego
	08-0467	01-A	Cabrillo Veterinary Hospital	4138	Voltaire	St		San Diego
	08-0475	01-A	Kaiser Permanente	3250	Fordham	St		San Diego
	08-0476	01-A	Pacific Chiropractic	1775	Hancock	St		San Diego
	08-0477	01-A	California Retina Associates	3405	Kenyon	St		San Diego
	08-0480	01-A	Midway Chiropractic Center	3689	Midway	Dr		San Diego
	08-0484	01-A	Van A Brollini DDS	4118	W Point Loma	Bl		San Diego
	08-0485	01-A	Paul R Reeb MD	4116	Point Loma	Bl		San Diego
	08-0486	01-A	Health Services Complex	3851	Rosecrans	St		San Diego
	08-0487	01-A	Abundant Health Chiropractic	3045	Rosecrans	St		San Diego
	08-0513	01-A	Rush Press Inc	3553	California	St		San Diego
	08-0519	01-A	Walgreens	3005	Midway	Dr		San Diego
	08-0543	01-A	Becker Family Dental Care	3046	Avenida de Portugal			San Diego
	08-0545	01-A	CVS Pharmacy # 9156	3327	Rosecrans	St		San Diego
	08-0555	01-A	Point Loma Veterinary Clinic	1964	Sunset Cliffs	Bl		San Diego
	09-0028	02-A	Center City Printing	1031	14th	St		San Diego
	09-0036	02-A	Color Graphics Inc	1660	India	St		San Diego
	09-0279	01-A	Knox Photocopy Service	2250	4th	Av		San Diego
	09-0282	01-A	George's Camera/Video Exchange	3837	30th	St		San Diego
	09-0367	01-A	San Diego Daily Transcript	2131	3rd	Av		San Diego
	09-0439	01-A	Ryan Roulette Photography	3714	4th	Av		San Diego
	09-0535	02-A	Nelson Photo Supply	1909	India	St		San Diego
	09-0665	03-A	Costco Wholesale Photo Lab	650	Gateway Center	Dr		San Diego
	09-0680	02-A	Regency Rehab Hospital	555	Washington	St		San Diego
	09-0698	02-A	Longs Drug Store # 9903	71	Horton	Pl		San Diego
	09-0720	01-A	Internal Medicine Associates	4033	3rd	Av	Suite 300	San Diego
	09-0735	01-A	Champion Orthopedics	2918	5th	Av		San Diego
	09-0738	02-A	J Philip Bradford DDS	3823	8th	Av		San Diego
	09-0739	01-A	Tim Mantoani Photograph	3615	India	St		San Diego
	09-0743	01-A	Arthur L Austin DDS	311	Nutmeg	St		San Diego
	09-0744	01-A	Dr Jeffrey S Keeny DDS	1807	Robinson	Av	Suite 101	San Diego
	09-0745	02-A	Vaheed Bayette DDS	420	Spruce	St	Unit C	San Diego
	09-0747	01-A	Rancho Dental Group	1442	University	Av		San Diego
	09-0748	01-A	Peter D Shaw DDS	315	Walnut	Av		San Diego
	09-0749	01-A	Alan B Lloyd DC	842	Washington	St	Suite A	San Diego

Film Processors Subject to Best Management Practices, Treatment Plant 1

Report run on: December 30, 2009 5:27 PM

Page 9

Class	Facility	Permit	Name		Address			City
2F	09-0750	01-A	Silver Chiropractic	1450	Washington		St	San Diego
	09-0751	01-A	Richard M Braun MD Inc	770	Washington		St	San Diego
	09-0752	01-A	Rober A Alder DDS	920	Washington		St	San Diego
	09-0754	03-A	VCA Hillcrest Animal Hospital	246	Washington	W	St	San Diego
	09-0755	02-A	Knightly Chiropractic Inc	3627	30th		St	San Diego
	09-0756	01-A	S Kurtz DDS & R Bley DDS	4082	30th		St	San Diego
	09-0761	01-A	Cabrillo Chiropractic	3878	Old Town		Av	San Diego
	09-0765	01-A	Gary L Greenberg DDS PC	230	G		St	San Diego
	09-0768	01-A	Howard A First DDS Inc	239	Laurel		St	San Diego
	09-0770	01-A	County Administration Center	1600	Pacific		Hy	Room 402 San Diego
	09-0772	01-A	Childrens Dental Health Center	1270	24th		St	San Diego
	09-0776	01-A	Robert Robinson DDS	995	Gateway Center		Wy	San Diego
	09-0779	02-A	Dr Sigrid Parry & Associates	3330	3rd		Av	Suite 202 San Diego
	09-0780	01-A	Jack Brauer DDS	2728	3rd		Av	San Diego
	09-0781	01-A	Robert W Hymes DDS Apc	3330	3rd		Av	San Diego
	09-0783	01-A	Jon E Peterson DDS	4076	3rd		Av	San Diego
	09-0789	01-A	Martin Brewer Deal & Hansen	2654	4th		Av	San Diego
	09-0790	01-A	Ernest Casares Jr DDS	3315	4th		Av	San Diego
	09-0794	02-A	US Healthworks - Hillcrest	3930	4th		Av	Suite 200 San Diego
	09-0795	01-A	Uptown Dental Office	3664	4th		Av	San Diego
	09-0796	01-A	Hillcrest Footcare Center	3363	4th		Av	San Diego
	09-0800	01-A	San Diego Transcript	2131	3rd		Av	San Diego
	09-0801	02-A	Byung Sun Yoo DDS Inc	2425	3rd		Av	San Diego
	09-0805	02-A	Cathleen A Silliman DDS	2322	6th		Av	San Diego
	09-0806	01-A	Implant Dentistry of San Diego	2304	6th		Av	San Diego
	09-0810	01-A	Roger H Tubbesing DDS	233	A		St	San Diego
	09-0812	01-A	Rite Aid # 5644	535	Robinson		Av	San Diego
	09-0817	02-A	CVS Pharmacy # 9141	3151	University		Av	San Diego
	09-0832	02-A	CVS Pharmacy # 9148	313	Washington		St	San Diego
	09-0838	01-A	California Stamp Company	1492	5th		Av	San Diego
	09-0846	01-A	Carl Jepsen DDS	306	Walnut		Av	Suite 39 San Diego
	09-0863	01-A	Giant Photo Service	3617	India		St	San Diego
	09-0876	01-A	Chiropractic Sports and Injury Center	2333	Camino Del Rio South			Suite 230 San Diego
	09-0878	01-A	Stephen Baral DMD	306	Walnut		Av	Suite 36 San Diego
	09-0882	01-A	Scott Rauvola DDS A Dental Corp	2130	4th		Av	San Diego
	09-0883	01-A	Howard A First DDS	306	Walnut		Av	Suite 31 San Diego
	09-0884	01-A	Western Dental	2948	University		Av	San Diego
	09-0892	01-A	Pet Hospital of North Park	2444	University		Av	San Diego
	09-0893	01-A	Pacific Veterinary Services Inc	2646	University		Av	San Diego
	09-0900	01-A	Hillcrest Dental Clinic	3544	30th		St	San Diego
	09-0901	01-A	Ruben Romero DDS/Terry Teudt DDS	306	Walnut		Av	Suite 36A San Diego
	09-0902	01-A	La Maestra Community Health Centers	4305	University		Av	Suite 120 San Diego
	09-0903	01-A	San Diego American Health Center	2630	First		Av	San Diego
	09-0905	01-A	Ann Marie Zimmermann and David Rens DDS	4103	Third		Av	Suite A San Diego
	09-0908	01-A	Apple Dental	1540	Fern		St	San Diego
	09-0915	01-A	Harmony Animal Hospital	3994	Park		Bl	San Diego
	09-0916	01-A	ABC Veterinary Hospital	4054	Normal		St	San Diego

Film Processors Subject to Best Management Practices, Treatment Plant 1

Report run on: December 30, 2009 5:27 PM

Page 10

Class	Facility	Permit	Name		Address				City
2F	09-0917	01-A	Ballpark Family Dental	245	25th		St		San Diego
	09-0918	01-A	CVS Pharmacy # 4768	550	C		St		San Diego
	09-0921	01-A	Dr Petros Toma and Putnes Corp	4844	University		Av	Suite B	San Diego
	09-0922	01-A	Mark J Riedler DDS	4167	Ohio		St		San Diego
	09-0925	01-A	Brightcare Dental	3078	University		Av		San Diego
	09-0926	01-A	Dentistry of Old Town	3659	India		St	Suite 100	San Diego
	09-0929	01-A	Kensington Dental	4444	El Cajon		Bl	Suite 4	San Diego
	10-0415	01-A	Center City Chiropractic	3288	El Cajon		Bl	Suite 9	San Diego
	10-0417	02-A	Loc Bao DDS Inc	4236	El Cajon		Bl		San Diego
	10-0419	01-A	Derek Hyun DDS	4021	Fairmount		Av		San Diego
	10-0421	01-A	Dr Nguyen T Lieu DDS	5296	University		Av		San Diego
	10-0422	01-A	Western Dental	4123	University		Av		San Diego
	10-0423	02-A	South Bay Dental Center	2939	Alta View		Dr		San Diego
	10-0424	01-A	Gary L Mcclanahan DDS	2449	E Plaza		Bl	Suite A	San Diego
	10-0427	02-A	Alfa Dental	4276	54th		Pl	Suite D	San Diego
	10-0429	01-A	SDUSD; Crawford High School	4191	Colts		Wy		San Diego
	10-0430	01-A	SDUSD; Hoover High School	4474	El Cajon		Bl		San Diego
	10-0431	01-A	Campus Dental Group	6244	El Cajon		Bl	Suite 14	San Diego
	10-0433	01-A	Boulevard Animal Clinic	7047	El Cajon		Bl		San Diego
	10-0435	01-A	College Animal Hospital	5653	El Cajon		Bl		San Diego
	10-0436	01-A	Peter Ly DPM	6244	El Cajon		Bl	Suite 29	San Diego
	10-0437	01-A	Family Dentistry	4712	El Cajon		Bl	G	San Diego
	10-0439	02-A	Huan-Tony Bao Ngo DDS	6663	El Cajon		Bl	C	San Diego
	10-0440	01-A	Mark Haeger DDS	6244	El Cajon		Bl	Suite 6	San Diego
	10-0441	01-A	Donald L Anderson DDS	6244	El Cajon		Bl	Suite 8	San Diego
	10-0442	01-A	Kobernick & Chonis DDS	6325	El Cajon		Bl	A	San Diego
	10-0443	01-A	Hi-Tech Dental	5507	El Cajon		Bl		San Diego
	10-0444	03-A	Neighborhood Dental Group	6244	El Cajon		Bl	Suite 25	San Diego
	10-0445	01-A	Dung Ly General Dentistry	4310	Euclid		Av	A	San Diego
	10-0447	01-A	Skill Centers of America	6255	University		Av		San Diego
	10-0448	01-A	University Avenue Dental Group	6324	University		Av		San Diego
	10-0449	01-A	University Square Dentistry	5971	University		Av	309	San Diego
	10-0450	02-A	Dr Rodriguez Dental Corp	3200	Adams		Av	202	San Diego
	10-0459	01-A	SDUSD; School of Performing Art	2425	Dusk		Dr		San Diego
	10-0462	01-A	Rite Aid # 5652	3650	Adams		Av		San Diego
	10-0466	01-A	Rite Aid # 5651	6405	El Cajon		Bl		San Diego
	10-0472	02-A	Orange Family Dental	4205	Fairmount		Av		San Diego
	10-0473	02-A	CVS Pharmacy # 9109	6265	El Cajon		Bl		San Diego
	10-0477	01-A	Gregory B Jensen DDS	6244	El Cajon		Bl		San Diego
	10-0478	02-A	Albertsons # 6801	4421	University		Av		San Diego
	10-0486	01-A	Sam's Club # 6235	6336	College Grove		Wy		San Diego
	10-0491	01-A	Wal-Mart Store # 2479	3412	College		Av		San Diego
	10-0494	01-A	Fromex Photo Systems	6370	El Cajon		Bl		San Diego
	10-0498	01-A	Beautiful Smile Dentistry	6368	El Cajon		Bl		San Diego
	10-0505	01-A	CVS Pharmacy # 9121	4404	El Cajon		Bl		San Diego
	10-0506	01-A	Coast Dental Care	6585	El Cajon		Bl		San Diego
	10-0510	01-A	Phuc The Nguyen DDS	4644	El Cajon		Bl	Suite 110	San Diego

Film Processors Subject to Best Management Practices, Treatment Plant 1

Report run on: December 30, 2009 5:27 PM

Page 11

Class	Facility	Permit	Name		Address				City
2F	10-0511	01-A	Western Chiropractic Center	3531	El Cajon	Bl	Unit	B	San Diego
	10-0517	01-A	Lynn G Hudak DDS	4541	College	Av			San Diego
	10-0518	01-A	North Park Dental	3426	University	Av			San Diego
	10-0519	01-A	Chiropractic Accident & Industrial Injury Clinic	5106	Federal	Bl	Suite	107	San Diego
	10-0520	01-A	Victor X Crawford DDS	5106	Federal	Bl	Suite	209	San Diego
	10-0521	01-A	In Good Hands Family Healthcare	3641	El Cajon	Bl			San Diego
	10-0525	01-A	El Cerrito Vet Hospital	6911	University	Av			San Diego
	10-0527	01-A	Professional Dental Enterprises	3251	Adams	St	Suite	A	San Diego
	10-0528	01-A	Go Swan Chiropractic	3539	College	Av			San Diego
	10-0537	01-A	Health Arts Management	1060	South Euclid	Av			San Diego
	11-0363	01-A	Testing Services & Inspection	3030	Main	St			San Diego
	11-0389	01-A	Gamma Tech Industries	3645	Dalbergia	St			San Diego
	11-0394	01-A	St Vincent De Paul Village	1501	Imperial	Av			San Diego
	11-0421	01-A	Comprehensive Health Centers	3177	Ocean View	Bl			San Diego
	11-0423	01-A	Bernard J Finlay DDS	6571	Imperial	Av			San Diego
	11-0424	01-A	SDUSD; Morse High School	6905	Skyline	Dr			San Diego
	11-0426	01-A	Workhealth Network Med Center	250	Market	St			San Diego
	11-0427	01-A	Peter Y Umekubo Jr DDS	548	19th	St			San Diego
	11-0429	01-A	SDUSD; Lincoln High School	150	S 49th	St			San Diego
	11-0454	02-A	CVS Pharmacy # 9193	1380	43rd	St			San Diego
	11-0455	01-A	Hornblower Cruises & Events	0	B Street Terminal A				San Diego
	12-0081	00-A	San Ysidro Health Center	4004	Beyer	Bl			San Diego
	12-0100	01-A	County;George Bailey Detention	446	Alta	Rd			San Diego
	12-0112	01-A	NAC	1330	30th	St	Suite	E	San Diego
	12-0113	01-A	So San Diego Veterinary Hosp	2910	Coronado	Av			San Diego
	12-0114	02-A	EZ Smiles Dental Care	1850	Coronado	Av			San Diego
	12-0115	01-A	Lewis J Dorria DDS	2930	Coronado	Av			San Diego
	12-0117	01-A	Montgomery High School	3250	Palm	Av			San Diego
	12-0119	01-A	Jeffrey W Brown DDS	1761	Palm	Av			San Diego
	12-0121	01-A	Jerome A Bannister DDS	4370	Palm	Av	Suite	C	San Diego
	12-0122	02-A	Carlos Garcia DDS	1270	Picador	Bl	Suite	L-M	San Diego
	12-0123	02-A	Southland Plaza Dental	655	Saturn	Bl	Suite	G	San Diego
	12-0124	01-A	I-5 Palm Ave Medical Clinic	655	Saturn	Bl			San Diego
	12-0125	02-A	San Ysidro Dental Care	2004	Dairy Mart	Rd			San Diego
	12-0126	01-A	Wal-Mart # 2150	710	Dennerly	Rd			San Diego
	12-0146	02-A	CVS Pharmacy # 9115	645	Saturn	Bl			San Diego
	12-0186	01-A	Rancho Vista Medical & Therapy Center Inc	342	W San Ysidro	Bl	Suite	F	San Diego
	12-0208	01-A	CVS Pharmacy # 9524	3320	Palm	Av			San Diego
	12-0209	01-A	Rite Aid # 5668	1856	Coronado	Av			San Diego
	12-0222	01-A	Jose L Lopez DDS Inc	3490	Palm	Av	Unit	1	San Diego
12-0231	01-A	Juvenile Detention Facility	446	Alta	Rd			San Diego	
13-0048	02-A	Hyspan Precision Products	1685	Brandywine	Av			Chula Vista	
13-0117	02-A	Bay Port Press	645	Marsat	St	Suite	D	Chula Vista	
13-0179	02-A	CVS Pharmacy # 9140	555	Broadway		Suite	1054	Chula Vista	
13-0183	01-A	Wachs Chiropractic Health Center	359	3rd	Av			Chula Vista	
13-0184	01-A	Yoshindo Shibuya DDS Inc	468	3rd	Av			Chula Vista	
13-0185	01-A	Professional Dental Group	301	3rd	Av			Chula Vista	

Film Processors Subject to Best Management Practices, Treatment Plant 1

Report run on: December 30, 2009 5:27 PM

Page 12

Class	Facility	Permit	Name	Address	City	
2F	13-0187	01-A	California Smiles Dental Group	215 3rd	Av	Chula Vista
	13-0190	01-A	Scripps South Bay Imaging Center	480 4th	Av	Chula Vista
	13-0192	02-A	Gentle Touch Family Dentistry	340 4th	Av	Suite 16 Chula Vista
	13-0193	01-A	Victor J Mora DDS	480 4th	Av	Chula Vista
	13-0194	01-A	Bone Associates	450 4th	Av	Chula Vista
	13-0199	01-A	Dental Associates of San Diego	510 Broadway		Suite 4&5 Chula Vista
	13-0200	01-A	Peter Y Umekubo Jr DDS	277 Church	Av	Chula Vista
	13-0202	01-A	Tanaka Dental Corporation	212 Church	Av	Chula Vista
	13-0204	01-A	Hilltop High School	555 Claire	Av	Chula Vista
	13-0205	01-A	Town Centre Dental Group	265 E	St	Chula Vista
	13-0208	02-A	Chula Vista Dental Office	265 F	St	Chula Vista
	13-0210	01-A	Bill C Crafton DDS	257 F	St	Chula Vista
	13-0212	01-A	Dr Derek M Lichter	247 F	St	Chula Vista
	13-0213	02-A	Longs Drug Store # 9240	380 H	St	Chula Vista
	13-0220	01-A	Woodside Dental Office	498 Hale	St	Chula Vista
	13-0221	01-A	Chiropractic Care Center	295 K	St	Chula Vista
	13-0223	02-A	Otay Lakes Veterinary Clinic	736 Otay Lakes	Rd	Chula Vista
	13-0227	01-A	Family Med Ctr of Chula Vista	1415 Ridgeback	Rd	Chula Vista
	13-0228	02-A	Jerry Massimei DDS APC	1415 Ridgeback	Rd	Suite 21 Chula Vista
	13-0234	02-A	Meigs Family Dentistry	1040 Tierra Del Rey		Suite 209 Chula Vista
	13-0235	01-A	Photo Max	1367 3rd	Av	Chula Vista
	13-0239	01-A	Sweetwater Union High School Admin Center	1130 5th	Av	Chula Vista
	13-0243	01-A	South Bay Veterinary Hospital	1038 Broadway		Chula Vista
	13-0244	01-A	Western Dental	1101 Broadway		Chula Vista
	13-0245	03-A	Dental Checkup	1010 Broadway		Suite 5 Chula Vista
	13-0246	01-A	Healthsouth Chula Vista	1111 Broadway		Chula Vista
	13-0249	01-A	The Pet Clinic	3326 Main	St	Chula Vista
	13-0253	01-A	Barry Sliplock DDS	750 Medical Center	Ct	Chula Vista
	13-0255	01-A	Hilltop Dentistry	11 Naples	St	Chula Vista
	13-0256	01-A	Langford Chiropractor	4360 Main	St	Suite 209 Chula Vista
	13-0257	01-A	Robert N Woodall DDS Inc	330 Oxford	St	Chula Vista
	13-0261	02-A	Palomar Dental Group	648 Palomar	St	Chula Vista
	13-0264	01-A	Bonita Vista High School	751 Otay Lakes	Rd	Chula Vista
	13-0265	01-A	Rite Aid # 5617	2230 Otay Lakes	Rd	Chula Vista
	13-0282	02-A	Costco Wholesale Photo Lab	895 E H	St	Chula Vista
	13-0289	02-A	Longs Drug Store # 9632	880 Third	Av	Chula Vista
	13-0290	01-A	Kaiser Permanente	3955 Bonita	Rd	Chula Vista
	13-0300	01-A	Walgreens # 6255	621 I	St	Chula Vista
	13-0301	01-A	Tricare Outpatient Clinic	644 Naples	St	Chula Vista
	13-0304	01-A	Victor H Carrillo DDS	401 H	St	Suite 4 Chula Vista
13-0306	02-A	CVS Pharmacy # 9113	645 E Palomar	St	Chula Vista	
13-0314	02-A	Jerry Massimei DDS APC	1415 Ridgeback	Rd	Suite 21 Chula Vista	
13-0319	01-A	Rite Aid # 5613	4348 Bonita	Rd	Bonita	
13-0323	01-A	Carl J Hemesath DDS Inc	855 3rd	Av	Suite 3330 Chula Vista	
13-0333	01-A	Costco Wholesale # 781	1130 Broadway		Chula Vista	
13-0351	01-A	Smile Design Center	232 3rd	Av	Chula Vista	
13-0354	02-A	CVS Pharmacy # 8859	16 3rd	Av	Chula Vista	

Film Processors Subject to Best Management Practices, Treatment Plant 1

Report run on: December 30, 2009 5:27 PM

Page 13

Class	Facility	Permit	Name		Address				City
2F	13-0355	01-A	Walgreens # 7867	1430	Eastlake		Py		Chula Vista
	13-0379	01-A	Amazon Animal Hospital	1172	3rd		Av	Suite D8	Chula Vista
	13-0382	01-A	Perez Marites DDS	754	Medical		Ct	Unit 201	Chula Vista
	13-0385	01-A	Eastlake Village Vet Clinic	2260	Otay Lakes		Rd	Unit 113	Chula Vista
	13-0386	01-A	Telegraph Canyon Animal Medical Center	577	Telegraph Canyon		Rd		Chula Vista
	13-0387	01-A	Perpecta Dental Group	314	Palomar		St		Chula Vista
	13-0388	01-A	Palomar Dental Group	664	Palomar		St	Suite 1103	Chula Vista
	13-0412	01-A	Wal-Mart Store # 5305	1150	Broadway				Chula Vista
	13-0414	01-A	Walgreens # 2623	1111	3rd		Av		Chula Vista
	13-0418	01-A	Steven G Detsch DDS	340	4th		Av	Suite 17	Chula Vista
	13-0419	01-A	CVS Pharmacy # 9196	1376	Third		Av		Chula Vista
	13-0421	01-A	Vicente Miramor DDS Inc	276	Church		Av	Unit C	Chula Vista
	13-0426	01-A	Pacific Shore Medical	835	3rd		Av	Suite A	Chula Vista
	13-0430	01-A	Nazli Keri DDS	2226	Otay Lakes		Rd		Chula Vista
	13-0433	01-A	Fabriel Burquez DDS Inc	180	Otay Lakes		Rd	Suite 208	Bonita
	13-0434	01-A	Francisco Mondragon	180	Otay Lakes		Rd	Suite 204A	Bonita
	13-0436	01-A	Children's Primary Dental Care & Adult Dental	397	E		St	Suite A&B	Chula Vista
	13-0437	01-A	Berger Dental Corporation	180	Otay Lakes		Rd	Suite 204B	Chula Vista
	13-0442	01-A	Wal-Mart # 3516	1360	Eastlake		Py		Chula Vista
	13-0456	01-A	East Lake Plaza Dental	2060	Otay Lakes		Rd	Suite 230	Chula Vista
	14-0021	01-A	Daryl Catherwood	1001	B		Av	105	Coronado
	14-0022	02-A	Smith Chiropractic Corporation	1001	B		Av	Suite 303	Coronado
	14-0027	01-A	Diane Edge DDS	1012	Isabella		Av		Coronado
	14-0028	01-A	Coronado Veterinary Hospital	150	Orange		Av		Coronado
	14-0030	01-A	Crown Veterinary Hospital	817	Orange		Av		Coronado
	14-0031	01-A	Dan R Hutchison Dmd	543	Orange		Av		Coronado
	14-0033	01-A	Rite Aid # 5655	836	Orange		Av		Coronado
	14-0040	01-A	Coronado Foot Specialists	1121	10th		St		Coronado
	14-0041	01-A	James I Haag DDS	1317	Ynez		Pl		Coronado
	14-0042	01-A	Christopher Kleber DDS	1315	Ynez		Pl		Coronado
	15-0002	01-A	Del Mar Camera	1011	Camino Del Mar			Suite 118	Del Mar
	15-0003	01-A	Del Mar Medical Clinic	1335	Camino Del Mar			Suite 134	Del Mar
	15-0004	01-A	J Geoffrey Murray DDS	1333	Camino Del Mar				Del Mar
	15-0005	01-A	Joan K Forrest DMD	807	Camino Del Mar				Del Mar
	15-0007	01-A	Del Mar Heights Veterinary Hospital	2626	Del Mar Heights		Rd	Suite B	Del Mar
	15-0008	02-A	Longs Drug Store # 9247	2662	Del Mar Heights		Rd		Del Mar
	15-0011	01-A	Del Mar Professional Dental Group	13983	Mango		Dr	Suite 104	Del Mar
	15-0012	01-A	Nolan Bellisario DMD	13983	Mango		Dr	Suite 201	Del Mar
	15-0013	01-A	Del Mar Heights Chiropractic	13983	Mango		Dr	Suite 102	Del Mar
	15-0014	01-A	Del Mar Chiropractic Center	12865	Pointe Del Mar		Wy	Suite 130	Del Mar
	15-0015	01-A	Del Mar Blue Print Company Inc	2201	San Dieguito		Dr		Del Mar
	15-0016	01-A	Del Mar Family Dentistry	2775	Via De La Valle			Suite 103	Del Mar
15-0017	03-A	Michael J Miller DMD	2775	Via De La Valle			Suite 101	Del Mar	
15-0019	02-A	David Mc Reynolds DDS - Del Mar Smiles	817	Camino Del Mar				Del Mar	
15-0020	02-A	Albertsons # 6702	2707	Via de la Valle				Del Mar	
16-0012	01-A	Bowen Enterprises	380	Coogan		Wy		El Cajon	
16-0196	02-A	Production City Printing	411	Vernon		Wy		El Cajon	

Film Processors Subject to Best Management Practices, Treatment Plant 1

Report run on: December 30, 2009 5:27 PM

Page 14

Class	Facility	Permit	Name		Address		City
2F	16-0218	01-A	Granite Hills High School	1719	E Madison	Av	El Cajon
	16-0249	01-A	Fletcher Hills Printing	2262	Fletcher	Py	El Cajon
	16-0266	01-A	El Cajon Police Dept	100	Fletcher	Py	El Cajon
	16-0339	02-A	Western Diagnostic Imaging Center	1663	Greenfield	Dr	El Cajon
	16-0341	03-A	Longs Drug Store # 9818	572	Fletcher	Py	El Cajon
	16-0399	02-A	Dawco Press	1339	Broadway		El Cajon
	16-0411	03-A	Minuteman Press	1654	Pioneer	Wy	El Cajon
	16-0439	01-A	Valhalla High School	1725	Hillsdale	Rd	El Cajon
	16-0441	02-A	Joseph Mullins DDS	767	Jamacha	Rd	El Cajon
	16-0449	01-A	Singing Hills Animal Hospital	1951	Willow Glen	Dr	El Cajon
	16-0450	01-A	Stephen E Phillips DDS	607	Aldwych	Rd	El Cajon
	16-0451	02-A	Lubczuk Dental Arts	707	Arnele	Av	El Cajon
	16-0452	01-A	J Andrew Hunter DDS	242	Avocado	Av	El Cajon
	16-0453	01-A	Corey H Marco MD	280	Avocado	Av	El Cajon
	16-0454	01-A	Larry A Bell DDS	254	Avocado	Av	El Cajon
	16-0455	02-A	Dr Richard S Prouse	292	Avocado	Av	El Cajon
	16-0456	02-A	John Joe Bacino DDS	560	Brockton	St	El Cajon
	16-0457	02-A	Jean Chan DDS	260	E Chase	Av	El Cajon
	16-0458	02-A	Care & Comfort Veterinary Hospital Inc	522	E Chase	Av	El Cajon
	16-0459	02-A	East County Chiropractic	900	N Cuyamaca	St Suite 201	El Cajon
	16-0460	02-A	Partner Press LLC	280	Cypress	Ln Suite D	El Cajon
	16-0461	02-A	Brian T Holmes DC	2434	Fletcher	Py	El Cajon
	16-0463	01-A	V S Dentistry	2526	Fletcher	Py	El Cajon
	16-0465	01-A	R Bravin DDS & E Sugita DDS	360	Highland	Av	El Cajon
	16-0467	01-A	El Cajon Valley Vet Hospital	560	Johnson	Av	El Cajon
	16-0471	01-A	Oral Surgi-Center	150	Madison	Av	El Cajon
	16-0474	01-A	Karen Anderson DPM	508	Magnolia	Av	El Cajon
	16-0477	01-A	Jan S Drake DDS	406	Magnolia	Av	El Cajon
	16-0480	02-A	Ali Haeri DMD MHS	1297	Main	St Suite A	El Cajon
	16-0481	02-A	Maribel A Celebrado DDS	168	W Park	Av	El Cajon
	16-0484	01-A	Siekerka Chiropractic	983	Washington	Av	El Cajon
	16-0485	01-A	Encompass Fam Phys Med Grp	255	W Washington	Av	El Cajon
	16-0486	01-A	David Keen DDS	595	N Westwind	Dr	El Cajon
	16-0487	01-A	Western Dental Services	583	2nd	St	El Cajon
	16-0488	01-A	John James MD	1580	2nd	St	El Cajon
	16-0489	02-A	Commercial NDT	9303	Bond	Av Suite A	El Cajon
	16-0491	01-A	Horizon Dental Group	742	Broadway		El Cajon
	16-0492	02-A	Samar Atto DDS	1252	Broadway	Suite B	El Cajon
	16-0494	01-A	Gary V Parcel DDS	941	Broadway	Suite A	El Cajon
	16-0495	01-A	Gary A Olen DDS	773	Broadway		El Cajon
	16-0498	01-A	Wal-Mart Photo Center	13487	Camino Canada		El Cajon
	16-0499	01-A	East County Dental Center	13465	Camino Canada	Suite 110A	El Cajon
	16-0500	01-A	Cajon Rancho Pet Hostpital	1682	Greenfield	Dr	El Cajon
	16-0502	01-A	Michael Buskirk DDS	1662	Main	St Suite 406	El Cajon
	16-0503	01-A	Rodolfo Orozco DDS	1782	Main	St	El Cajon
	16-0504	01-A	SmileCare	1242	Main	St	El Cajon
	16-0506	01-A	Rite Aid # 5625	1135	Avocado	Bl	El Cajon

Film Processors Subject to Best Management Practices, Treatment Plant 1

Report run on: December 30, 2009 5:27 PM

Page 15

Class	Facility	Permit	Name	Address	City
2F	16-0507	01-A	Rite Aid # 5626	400 N 2nd St	El Cajon
	16-0510	02-A	CVS Pharmacy # 9173	2760 Fletcher Py	El Cajon
	16-0517	01-A	Dennis O Dominguez	860 Jamacha Rd	El Cajon
	16-0525	01-A	Adamo Chiropractic Center	820 Jamacha Rd	El Cajon
	16-0526	01-A	Kennedy & Scharer DDS	810 Jamacha Rd	El Cajon
	16-0528	02-A	Longs Drug Store # 9167	790 Jamacha Rd	El Cajon
	16-0532	01-A	Kaiser Permanente	250 Travelodge	El Cajon
	16-0533	01-A	Preferred Dental Plan	700 N Johnson Av	El Cajon
	16-0543	01-A	Walgreens # 5844	215 N 2nd St	El Cajon
	16-0546	01-A	Thomas Brant DDS	711 Avocado Av	El Cajon
	16-0571	02-A	CVS Pharmacy # 9114	1299 Broadway	El Cajon
	16-0636	01-A	Wal-Mart Store # 3524	605 Fletcher Py	El Cajon
	16-0640	02-A	Hi Tech Welding and Forming Inc	1990 Friendship Dr	El Cajon
	16-0653	02-A	Girard Orthopaedic Surgeons Medical Group	1679 E Main St	El Cajon
	16-0654	01-A	Brian Y Suzuki DMD Family Dentistry	2592 Fletcher Parkway Py	El Cajon
	16-0655	01-A	Miroue	2752 Navajo Rd	El Cajon
	16-0656	01-A	Frank Duran DDS	623 Aldwych Rd	El Cajon
	16-0657	01-A	S T Sawa & Associates DDS LTD	407 W Madison Av	El Cajon
	16-0663	01-A	Dr Graham Treer DDS Inc	321 E Main St	El Cajon
	16-0665	01-A	Cajon Dental Group	359 W Madison Av	El Cajon
	16-0669	01-A	Washington Dentistry	1008 E Washington Av	El Cajon
	16-0672	01-A	Gary J Wokuluk DDS	119 W Lexington Av	El Cajon
	16-0680	01-A	Carl Yamaguchi DDS	1276 E Washington Av	El Cajon
	16-0706	02-A	Blake N Synowski DMD Inc	266 Avocado Av	El Cajon
	16-0719	01-A	CVS Pharmacy # 8842	448 E Chase Av	El Cajon
	16-0722	01-A	San Diego Web Offset	550 Fesler St	El Cajon
	17-0020	01-A	Seacoast Pet Clinic	600 Palm Av	Imperial Beach
	17-0021	01-A	Imperial Beach Pet Hospital	538 12th St	Imperial Beach
	17-0023	01-A	Mar Vista High School	505 Elm Av	Imperial Beach
	17-0024	01-A	Imperial Beach Dental Group	1340 Imperial Beach Bl	Imperial Beach
	17-0025	01-A	San Diego Job Corps Center	1325 Iris Av	Imperial Beach
	17-0028	01-A	CVS Pharmacy # 9120	800 Palm Av	Imperial Beach
	18-0044	01-A	Ritz Camera # 178	5500 Grossmont Center Dr	La Mesa
	18-0046	00-A	Helix High School	7323 University Av	La Mesa
	18-0097	03-A	Costco Wholesale Photo Lab	8125 Fletcher Py	La Mesa
	18-0098	02-A	Longs Drug Store # 9169	5500 Grossmont Center Dr	La Mesa
	18-0114	01-A	Irvin Silverstein DDS	6080 Lake Murray Bl	La Mesa
	18-0116	02-A	Image Dental Group	7557 El Cajon Bl	La Mesa
	18-0117	01-A	Roman Cham MD	7808 El Cajon Bl	La Mesa
	18-0118	01-A	Richard Bartlett DDS	7557 El Cajon Bl	La Mesa
	18-0121	01-A	Dr Barkett DDS	5121 Garfield St	La Mesa
	18-0122	01-A	Alvarado Chiropractic Group	8811 Grossmont Bl	La Mesa
	18-0125	01-A	Thomas K Brassington DDS	8442 La Mesa Bl	La Mesa
18-0126	01-A	Hill / Schneidmiller DDS	7888 La Mesa Bl	La Mesa	
18-0127	01-A	William R Helps DDS	8875 La Mesa Bl	La Mesa	
18-0132	01-A	Joseph A Buckley DDS	8440 Lemon Av	La Mesa	
18-0134	01-A	Donald J Trexel DDS	4333 Palm Av	La Mesa	

Film Processors Subject to Best Management Practices, Treatment Plant 1

Report run on: December 30, 2009 5:27 PM

Page 16

Class	Facility	Permit	Name		Address				City
2F	18-0138	01-A	Thomas J Olinger DDS	8375	University	Av			La Mesa
	18-0140	01-A	Eastridge Veterinary Clinic	7750	University	Av	Suite	A	La Mesa
	18-0142	01-A	Classic Dental Care	7122	University	Av			La Mesa
	18-0143	01-A	University Animal Clinic	7134	University	Av			La Mesa
	18-0145	01-A	Howard Feffer	5268	Baltimore	Dr			La Mesa
	18-0146	01-A	Louis Levy Jr MD	8881	Fletcher	Py	Suite	108	La Mesa
	18-0152	02-A	La Mesa Cardiac Center	5565	Grossmont Center	Dr	Suite	455	La Mesa
	18-0153	01-A	Grossmont Orthopedics	5565	Grossmont Center	Dr			La Mesa
	18-0154	01-A	G S Matosian Dental Corp	5565	Grossmont Center	Dr	Suite	1229	La Mesa
	18-0156	01-A	Jerry M Fabrikant DPM	5565	Grossmont Center	Dr	Suite	1353	La Mesa
	18-0157	01-A	Vernon T K Au DDS	5340	Jackson	Dr			La Mesa
	18-0158	01-A	Lake Murray Village Vet Clinic	5644	Lake Murray	Bl			La Mesa
	18-0159	02-A	La Mesa Family Dental	5652	Lake Murray	Bl			La Mesa
	18-0160	01-A	Vision Chiropractic	7877	Parkway	Dr			La Mesa
	18-0161	01-A	Readicare Center	8090	Parkway	Dr			La Mesa
	18-0162	01-A	Parkway Pet Hospital	8200	Parkway	Dr			La Mesa
	18-0167	02-A	Albertsons # 6710	8920	Fletcher	Py			La Mesa
	18-0173	02-A	Larry R Pawl DMD	7339	El Cajon	Bl	Suite	F	La Mesa
	18-0185	01-A	Wal-Mart # 5140	5500	Grossmont Center	Dr			La Mesa
	18-0187	01-A	La Mesa Chiropractic	7170	University	Av			La Mesa
	18-0191	01-A	George J Chiaris DDS	7811	La Mesa	Bl	Suite	C	La Mesa
	18-0192	01-A	Frederick W Lindblam DDS	5153	Jackson	Dr			La Mesa
	18-0198	01-A	Ronald S Lessem DDS	4990	70th	St	Space	A	La Mesa
	18-0201	01-A	La Mesa Family Dental Group	5680	Lake Murray	Bl	Suite	B	La Mesa
	18-0203	01-A	Dr Federico J Tiznado DDS	7877	Parkway	Dr	Suite	2B	La Mesa
	18-0204	01-A	Caruthers Chiropractic	5360	Jackson	Dr	Suite	116	La Mesa
	19-0199	00-A	The Picture People	3030	Plaza Bonita	Rd	Suite	2232	National City
	19-0239	01-A	David M Graham MD	305	8th	St			National City
	19-0242	02-A	My Dentists	1341	E 8th	St			National City
	19-0243	01-A	South Coast Medical Clinic	408	8th	St			National City
	19-0244	01-A	A Avenue Dental	705	A	Av			National City
	19-0246	01-A	Sweetwater Union High School	2900	Highland	Av			National City
	19-0248	01-A	Rofdolfo H Picazo DDS	1436	Highland	Av			National City
	19-0249	01-A	Waiel Y Putrus DDS	2004	Highland	Av			National City
	19-0250	01-A	John Dimaccio DDS	903	Highland	Av			National City
	19-0252	01-A	Sam K Parsi DDS	2010	Highland	Av			National City
	19-0254	01-A	Family Dentistry	1127	Highland	Av			National City
	19-0256	02-A	Dentistry of Old Town	1615	Plaza	Bl	Suite	100	National City
	19-0257	02-A	Plaza Boulevard Animal Hospital	2415	E Plaza	Bl			National City
	19-0261	02-A	Town & Country Dental	1536	Sweetwater	Rd	Suite	E	National City
	19-0262	01-A	Ben Antioquia DDS	1727	Sweetwater	Rd			National City
	19-0274	02-A	Longs Drug Store # 9783	1734	Sweetwater	Rd			National City
	19-0297	01-A	Wal-Mart Stores Inc	1200	Highlands	Av			National City
	19-0310	01-A	Walgreens # 7869	885	Euclid	Av			National City
	19-0314	01-A	Marilyn Agbuya DDS	1430	E Plaza	Bl	Suite	E9	National City
	19-0315	01-A	CVS Pharmacy # 9138	1201	E Plaza	Bl			National City
	19-0316	01-A	Emilia Hernandez Dental Office	1483	E Plaza	Bl			National City

Film Processors Subject to Best Management Practices, Treatment Plant 1

Report run on: December 30, 2009 5:27 PM

Page 17

Class	Facility	Permit	Name	Address	City
2F	19-0317	01-A	XDI Medical Diagnostic Imaging	404 Mile of Cars	Wy Unit D National City
	19-0319	01-A	Western Dental	1539 E Plaza	Bl National City
	19-0321	01-A	Dr Richard Grant	2420 E Plaza	Bl National City
	19-0324	01-A	Dr Moore Dental Office	3110 S Plaza	Bl National City
	19-0325	01-A	Salvanera Dental Office	1035 S Harbison	Av National City
	19-0331	01-A	Myrna N Sabino DMD	2340 E 8th	St Suite B National City
	19-0333	01-A	New Image Dentistry	2340 E 8th	St Suite H National City
	19-0334	01-A	South Bay Family Dental Center	2 N Euclid	Av National City
	19-0335	01-A	Highland Dental	51 N Highland	Av Suite F National City
	19-0344	01-A	Ferdinand Tuazon DDS	1235 E 8th	St National City
	19-0345	01-A	Aurea B & Arleen Crisostomo DDS	905 E 8th	St National City
	19-0346	01-A	South Coast Dental	400 Mile Of Cars	Wy Suite A National City
	19-0347	01-A	Jane S Galang	1415 E 8th	St Suite Z National City
	20-0031	01-A	Wal-Mart 1 Hr Photo Lab	13425 Community	Rd Poway
	20-0076	01-A	Poway High School	15500 Espola	Rd Poway
	20-0077	02-A	Pomerado Orthopedic Specialist	12630 Monte Vista	Rd Suite 105 Poway
	20-0079	02-A	Ham Sang Wong DDS	12855 Pomerado	Rd Suite A Poway
	20-0081	02-A	Bruce W Johnson DMD	15835 Pomerado	Rd Suite 402 Poway
	20-0082	02-A	Bernadette Tyler DDS	15835 Pomerado	Rd Suite 102 Poway
	20-0083	01-A	S Chandler DMD Pro Dental Cor	15835 Pomerado	Rd Suite 202 Poway
	20-0084	01-A	James H Bright DDS	15835 Pomerado	Rd Suite 201 Poway
	20-0086	01-A	William Racicot DDS	13029 Pomerado	Rd Suite B Poway
	20-0087	01-A	Nina Mojaver DMD	15835 Pomerado	Rd Suite 101 Poway
	20-0090	02-A	Juergen Langenbach DMD	15725 Pomerado	Rd Suite 104 Poway
	20-0091	01-A	Marshall's Dental Center	15706 Pomerado	Rd Poway
	20-0094	01-A	Wiederrich Chiropractic Clinic	14103 Poway	Rd Poway
	20-0095	01-A	Poway Animal Hospital	12219 Poway	Rd Poway
	20-0096	01-A	Donna S Mcaferty DDS Inc	12511 Poway	Rd Suite B Poway
	20-0098	01-A	Lloyd Thompson DDS	13512 Poway	Rd Poway
	20-0100	01-A	R E Rheinhardt DDS	13362 Poway	Rd Poway
	20-0104	01-A	Marissa Tayag Dental Office	12222 Poway	Rd Suite 6 Poway
	20-0105	01-A	Western Dental dba Dental/Ort	12649 Poway	Rd Poway
	20-0106	01-A	Rancho Bernardo Printing Inc	12267 N Crosthwaite	Cr Poway
	20-0110	02-A	CVS Pharmacy # 9105	12358 Poway	Rd Poway
	20-0129	01-A	Printex Inc	12113 Kirkham	Rd Poway
	20-0178	01-A	Costco Wholesale # 775	12155 Tech Center	Dr Poway
	20-0229	01-A	Derek Hyun Dental Corp	13025 Pomerado	Rd Poway
	21-0082	03-A	Costco Wholesale Photo Lab	101 Town Center	Py Santee
	21-0140	01-A	Larson-Metercraft Inc	9356 Wheatlands	Av Santee
	21-0210	01-A	Santee Family Practice Medical Group	10158 Buena Vista	Av Santee
	21-0211	01-A	Gerald Sisson DDS	8964 Carlton Hills	Bl Santee
	21-0215	01-A	Wendell A Cox DDS	8770 Cuyamaca	St Suite 1 Santee
	21-0216	01-A	Douglas J Fossett DDS	8770 Cuyamaca	St Santee
	21-0217	02-A	Greggory P Gechoff DDS	8770 Cuyamaca	St Suite 5 Santee
	21-0221	01-A	Santana High School	9915 Magnolia	Av Santee
	21-0222	02-A	Mast Blvd Pet Hospital	9740 Magnolia	Av Santee
	21-0223	01-A	Byron P Cosgrove DDS	9850 Magnolia	Av Santee

Film Processors Subject to Best Management Practices, Treatment Plant 1

Report run on: December 30, 2009 5:27 PM

Page 18

Class	Facility	Permit	Name		Address				City	
2F	21-0224	01-A	West Hills High School	8756	Mast			Bl	Santee	
	21-0225	01-A	Lasting Impressions	10366	Mission Gorge			Rd	Santee	
	21-0226	01-A	Healthsouth Santee	9745	Prospect			Av	Santee	
	21-0228	01-A	Santee Dental Group	235	Town Center			Py	Santee	
	21-0233	01-A	Family Dentistry	10769	Woodside			Dr	Santee	
	21-0268	01-A	Rite Aid # 5641	9759	Mission Gorge			Rd	Santee	
	21-0290	01-A	CVS Pharmacy # 9145	9730	Mission Gorge			Rd	Santee	
	21-0293	01-A	Daniel M Kleiner DPM	10201	Mission Gorge			Rd	Santee	
	22-0041	01-A	Kevin Swartzberg DDS	3050	Main			St	Lemon Grove	
	22-0047	01-A	Stoddard Chiropractic Office	7366	Broadway				Suite C	Lemon Grove
	22-0048	01-A	Lemon Grove Family Dental Ctr	7441	Broadway					Lemon Grove
	22-0049	01-A	San Diego Pet Hospital	7368	Broadway					Lemon Grove
	22-0050	01-A	East County Urgent Care	7586	Broadway					Lemon Grove
	22-0052	01-A	E Garnel Martin DDS	7040	Broadway					Lemon Grove
	22-0054	01-A	Lemon Grove Veterinary Hospital	7572	North			Av		Lemon Grove
	22-0055	02-A	CVS Pharmacy # 9112	7100	Broadway					Lemon Grove
	22-0056	01-A	Rite Aid # 5618	7224	Broadway					Lemon Grove
	32-0003	01-A	Rite Aid	1665	Alpine			Bl		Alpine
	32-0012	01-A	Country Pet Clinic	2525	Alpine			Bl		Alpine
	33-0041	01-A	Albertsons # 6738	9560	Winter Gardens			Bl		Lakeside
	34-0062	02-A	Denise Zendejas DDS	9150	Campo			Rd		Spring Valley
	34-0077	01-A	Rite Aid # 5620	661	Sweetwater			Rd		Spring Valley
	34-0078	01-A	Rite Aid # 5623	2516	Jamacha			Rd		El Cajon
34-0080	01-A	Albertsons # 6783	2899	Jamacha			Rd		El Cajon	
34-0085	01-A	Publicia Press LTD	2737	Via Orange			Wy	Suite 108	Spring Valley	
824										

CHAPTER 4 - ENFORCEMENT

4.1 INTRODUCTION

The Metropolitan Industrial Wastewater Control Program (IWCP) has the primary objectives of bringing permittees into compliance with applicable Federal Pretreatment Standards and requirements, and controlling and reducing mass emissions of industrial pollutants to the sewer. As provided in its Enforcement Response Plan and the City of San Diego Municipal Code, the Program has a broad range of enforcement mechanisms available, including the recovery of administrative and supplemental monitoring costs related to violation identification and processing; Notices of Violation; Compliance or Penalty Orders; publication of the annual List of Facilities in Significant Non-Compliance; and permit revocations and suspensions.

The enforcement section implements the program's approved Enforcement Response Plan (ERP) for violations identified through monitoring at designated sample points. When a permittee violates a discharge limit, enforcement action is initiated, including issuance of a Notice of Violation (NOV) and scheduling of additional sampling. The industry is billed to recover violation sampling and NOV administrative costs. Subsequent non-compliance results in escalating enforcement, which may include issuance of a Compliance Order requiring corrective measures and compliance by a proscribed date. Following a Compliance Order, the Program will issue an Administrative Penalty Order to recover, at a minimum, any economic benefit accrued to the violator as a result of non-compliance; the economic benefit is calculated using EPA's BEN program. Additionally, the Program is authorized to seek administrative civil penalties. All compliance schedules resulting from violations of pretreatment standards are issued in Administrative Compliance Orders. Violators that do not achieve and maintain compliance through the Administrative Notice and Order procedure are referred to the court system for civil or criminal prosecution. Enforcement procedures are detailed in the Program's Enforcement Response Plan, copies of which are available to the public.

4.2 ANNUAL SIU COMPLIANCE STATISTICS

The Program assesses the compliance status of its inventory of significant industrial users (SIUs) according to the criteria set forth in NPDES Permit No CA 0107409, Order No R9-2002-0025, Part D.4a, pages 36 and 37 and NPDES Permit No CA 0109045, Order No R9-2006-0067, pages 29 and 30. These criteria include identification of all SIUs in significant non-compliance (SNC), as defined in the federal regulations at 40 CFR 403.8(f) (2) (viii). Table 4.2-1 presents a summary of annual SIU compliance status determinations. The Program is required to meet a minimum standard of no more than 15% of SIUs in SNC for the calendar year. As provided in the NPDES permit, SIUs who have been issued Administrative Penalty Orders are not included in determining compliance with the 15 % SNC standard.

**Table 4.2-1
COMPLIANCE STATUS SUMMARY FOR
SIGNIFICANT INDUSTRIAL USERS**

Status	NUMBER OF PERMITTED OUTFALLS									
	2000	2001	2002	2003	2004	2005	2006	2007	2008	2009
Consistent Compliance	79	84	91	75	74	76	79	92	83	85
Inconsistent Compliance	32	24	25	30	30	26	27	16	21	18
Significant Non-Compliance	11	11	9	12	11	8	7	14	12	10
Total	122	119	125	117	115	110	113	122	116	113

In CY2009 a total of 90 SIUs were monitored at 158 sampling locations constituting 113 outfalls. Ten (10) outfalls at nine (9) SIU facilities were found to be in SNC and no Administrative Penalty Orders were issued in 2009. **The resulting non-compliance rate for 2009 is 8.8% (10 of 113 outfalls).** For the year, SIUs were in full compliance (no violations) with discharge standards at 75 % of the permitted outfalls.

4.3 ANNUAL SIU COMPLIANCE STATUS REPORT

The Annual SIU Compliance Status Report for CY2009 is presented in Table 4.3-1 at the end of this section. Table 4.3-1 lists the industry name, address, permit number, permit class; industrial flow by connection; violation dates and descriptions, if applicable; discharge standard and period, and actual value resulting in the violation; whether the violation exceeded the TRC; and whether the industry has been in Significant Non-Compliance (SNC) at any time during the year.

4.4 SEMI-ANNUAL SIU COMPLIANCE STATUS

The Semi-Annual SIU Compliance Status Report for the period of 01 July 2009 through 31 December 2009 is presented as Table 4.4-1 at the end of this section.

4.5 PUBLICATION OF INDUSTRIES IN SNC

Public participation provisions of the Federal Pretreatment Regulations require that industries found to be in Significant Non-Compliance at any time during the previous calendar year be published in a newspaper of general circulation that provides meaningful public notice within the jurisdiction(s) served by the POTW. Each spring, the program publishes the annual Notice of Significant Non-Compliance in the San Diego edition of the Union Tribune. The notice for CY2009 follows:

Table 4.5-1 NOTICE OF SIGNIFICANT NON-COMPLIANCE WITH SEWER DISCHARGE REQUIREMENTS		
NOTICE is hereby given that in CY2009, the following industries were found to be in Significant Non-Compliance (SNC) for exceeding applicable discharge limits or failing to meet reporting requirements, based on statistical criteria established by EPA and set forth at 40 CFR 403.8(f)(2)(viii). For additional information contact Barbara Sharatz, Program Manager, Metropolitan Industrial Wastewater Control Program, (858) 654-4106.		
INDUSTRY	ADDRESS	POLLUTANT/OTHER
Angelica Textile Services	3939 Market St, San Diego	late self monitoring reports
Cantare Foods Inc	7651 Saint Andrews Ave, San Diego	late self monitoring reports
Creative Metal Industries	10039 Prospect Ave Suite E, Santee	copper ¹ , zinc ¹
Doncasters GCE Industries	1891 Nirvana Ave, Chula Vista	late self monitoring reports
Garvin Industries	316 Millar Ave, El Cajon	TTO ¹
K-Tube Corporation	13400 Kirkham Wy, Poway	cyanide
Polese Company Inc	10113 Carroll Canyon Rd, San Diego	nickel ¹
Valley Metals	13125 Gregg St, Poway	silver
Vision Systems Inc	1899 Gillespie Wy, El Cajon	cyanide, amenable

¹ SNC due to a single sample in violation for the pollutant listed

4.6 NON-COMPLIANCE FEES / PENALTIES

Non-compliance fees and administrative penalties collected during the past ten years are summarized in Table 4.6-1 below.

Table 4.6-1 NON-COMPLIANCE FEES AND PENALTIES SUMMARY										
Action	2000 SIU/ non-SIU	2001 SIU/ non-SIU	2002 SIU/ non-SIU	2003 SIU/ non-SIU	2004 SIU/ non-SIU	2005 SIU/ non-SIU	2006 SIU/ non-SIU	2007 SIU/ non-SIU	2008 SIU/ non-SIU	2009 SIU/ non-SIU
NOV Fees (\$)	14,250 / 5,425	16,125 / 8,300	16,600 / 5,950	25,875/ 12,900	8,900/ 13,575	17,975/ 13,025	17,875/ 8,675	17,234/ 9,750	19,721/ 9,525	15,286/ 8,625
Civil (\$) Penalties Collected	4,611	26,812	0	0	0	116,900	79,707	0	118,747	0
Civil (\$) Penalties Assessed	0	26,812	0	0	88,979	116,900	79,707	171,950	150,447	0
Civil (\$) Penalties Offset	0	0	0	0	0	0	0	0	203,650	0

4.7 ENFORCEMENT ACTIONS BY TYPE

Compliance Inspections: In order to investigate non-compliance, determine required or recommended corrective actions, and/or evaluate the progress of permittees operating under Compliance Orders or specific permit requirements or schedules, program inspectors conduct non-routine compliance inspections. The program conducted one (1) non-routine compliance inspection in CY2009.

Notices of Violation - Administrative Fees: A Notice of Violation (NOV) is a written notification from the Program of specific violations of discharge limits or requirements that have occurred. Simultaneously, the discharger is invoiced for fees to cover costs associated with administering the NOV. The NOV requires the permittee to take corrective actions. Supplemental violation monitoring is performed by the Program's analytical laboratory within 30 days of becoming aware of the violation, and the cost of the extra sampling and analyses is billed to the violator. For CY2009, a total of 293 NOV's were issued to categorical and non-categorical permittees, and \$ 23,911 in related administrative fees was billed.

Compliance Orders: Compliance Orders (CO) are issued to permit violators for the purpose of imposing schedules, requiring pretreatment installation, or mandating other measures needed in order to achieve and maintain permit compliance. The Program did not issue any COs in CY2009.

Table 4.7-1: Compliance Orders			
Industry Name	Facility #	Order #	Date Issued
None			

Administrative Penalties and Other Fees: Pursuant to the authority of Municipal Code Chapter I, Article 2, Sections 12.0801 - 12.0810, the Program may issue Administrative Orders and Penalties. The Program did not issue any Administrative Penalty Orders in CY2009:

Table 4.7-2: Administrative Penalty Orders			
Industry Name	Facility #	Order #	Date Issued
None			

Civil / Criminal Referral to Prosecuting Agencies: When a permittee intentionally or negligently violates any provision of the Municipal Code, permit conditions, or discharge limits, the Program may refer the matter to the City or District Attorneys for investigation and possible action. The Program did not make any civil or criminal referrals in CY2009.

4.8 ENFORCEMENT SUMMARIES

4.8-1: Summary of Program Enforcement Actions

Table 4.8-1 ENFORCEMENT ACTIONS SUMMARY										
Action	2000 SIU / non- SIU	2001 SIU / non- SIU	2002 SIU / non- SIU	2003 SIU / non- SIU	2004 SIU / non- SIU	2005 SIU / non- SIU	2006 SIU / non- SIU	2007 SIU / non- SIU	2008 SIU / non- SIU	2009 SIU / non- SIU
NOV	203 / 79	211 / 117	201 / 80	289 / 162	327 / 183	226 / 163	204 / 114	184 / 126	223 / 111	172 / 121
Supplemental Monitoring	88 / 27	70 / 0	55 / 7	156 / 16	129 / 37	96 / 8	89 / 11	96 / 20	98 / 18	53 / 11
Compliance Order	4	2	1	4	0	1	0	3	0	0
Administrative Penalty Order	0	1	0	0	1	2	1	1	1	0
Permit Revocation	0	0	0	0	0	0	0	0	0	0
Civil/Criminal Referral	0	1	0 / 1	1 / 1	0	1	0	0	0	0
Published for SNC	11	11	8	12	11	8	7	14	12	9

4.8-2: SIU Enforcement Actions Initiated, Continued, or Finalized in CY2009

Angelica Textile Services; IU# 11-0032

This commercial laundry failed to submit the self-monitoring reports (SMRs) due July 15, 2009, October 15, 2009, and November 15, 2009 by the end of the year, and was therefore in SNC for late reporting in the 3rd and 4th quarters. NOVs were issued for the violations and the new chief engineer as of February 2010 explained that his predecessor was out on extended medical leave in 2009. A Preliminary Conference has been scheduled for April 2010 and the focus will be on fully educating the new Chief Engineer on self-monitoring reporting requirements.

Cantare Foods Inc; IU# 12-0212

This food manufacturer was permitted in July 2009 for discharges from cheese manufacturing to connection 110 and from the bakery to connection 210. The IU failed to submit the connection 210 SMRs due October 15, 2009 and November 15, 2009 by the end of the year, and was therefore in SNC for late reporting in the 4th quarter. NOVs were issued for the violations and 2 compliance inspections were conducted in March 2010 to address pretreatment issues and self-monitoring reporting requirements for the facility.

Creative Metal Industries; IU# 21-0248

This custom metal products shop specializes in decorative elevator doors, plaques, and signs. A ferric chloride etching process is performed without discharge to sewer, however cleaning of screens from the associated silk screen printing operation discharges 60 gpd. In December 2009 TRC monthly average and daily maximum violations for copper and zinc in one of the three months sampled resulted in SNC status for the six-month period ending in the 4th quarter. NOVs were issued for the violations and additional program monitoring was scheduled.

The IU attributed the violation to an employee dumping mop water, presumably containing copper and zinc contaminated dust, into the screen cleaning sink and noted the employee no longer works for the company. The remaining employees have years of experience and know the sink is for screen cleaning only, however the IU now emphasizes proper disposal, both in training and by placement of a sign by the sink communicating that it is a screen cleaning station only. Unless there are additional violations in 2010, no further enforcement actions are planned.

Doncasters GCE Industries; IU# 13-0115

This sheet metal fabricator of components for stationary turbine power units discharges about 300 gpd to connections 330 and 410 from dye penetrant testing, vibratory cleaning, and water jet cutting. The IU submitted its connection 330 SMR due July 15, 2009 on August 25, 2009 (41 days late), and failed to submit the connection 330 and 410 SMRs due October 15, 2009 by the end of the year, and was therefore in SNC for late reporting in the 3rd and 4th quarters. NOVs were issued for the violations. The reporting issues appear to stem from significant turnover in the Environmental Manager position. The long-time incumbent in this position retired in the spring of 2009; the first replacement was no longer with the firm by fall 2009; the second was gone by March 2010. A third replacement was just hired and is known to have extensive experience with the program's self-monitoring reporting requirements.

Garvin Industries; IU# 16-0033

This manufacturer of steel vehicle accessories performs powder coating with iron phosphating and discharges 150 gpd. The only TTO sample collected in the first half of 2009 (January) exceeded the daily maximum for TTO due to an elevated level of methylene chloride. The IU indicated their investigation did not identify any sources of methylene chloride and that they have not added any new chemicals to their process for the last four years. An NOV was issued for the violation and the 3 subsequent monitoring events in July 2009 for TTO demonstrated compliance; no further enforcement actions are planned.

K-Tube Corporation; IU# 20-0122

This manufacturer of miniature stainless steel tubing discharges around 2000 gpd from metal finishing operations: 200 gpd from pressure washing to Connection 110 after filtering, and 1800 gpd to Connection 120 from bright dipping, passivation, electrochemical cutting, and tumbling after treatment that includes filtration/settling, evaporation, condensation, and pH neutralization. At Connection 120, multiple daily maximum and monthly average violations for cyanide from June through December 2008 resulted in SNC status for the six-month periods ending in ending in the 3rd and 4th quarters.

In 2009, daily maximum and monthly average violations for cyanide at Connection 120 in January and April resulted in SNC status for the six-month periods ending in ending in the 1st and 2nd quarters. NOVs were issued and in response the IU described the following corrective actions: in 2008 addition of a second larger evaporation/condensing unit and then an ion exchange unit to the pretreatment system; in January 2009, isolation of the electrolyte (high nitrites/nitrates) wastestream found to contain metal cyanide complexes generated by the electrochemical cutting operation for off-site for disposal until it was re-plumbed to the smaller evaporation unit in April; and lastly, addition of a second post-evaporator/condenser wastewater holding tank for the electrolyte wastestream. These improvements have resulted in separate treatment for the electrolyte wastestream; by segregating and treating this wastestream separately from the acid wastestreams, the pH remains alkaline and the metal cyanide complexes are removed by the evaporator. The ion exchange unit serving the non-electrolyte wastestreams is no longer saturated with excessive nitrites/nitrates and can therefore more effectively remove the low levels of cyanide in these wastestreams.

All eight monitoring events (5 by the program) from April to the end of the year have demonstrated compliance, thus the IU's corrective actions appear sufficient to achieve consistent compliance. The cause of non-compliance with the cyanide limit was difficult to determine, as violations were sporadic and no cyanide is used in the plant; the IU's investigation determined that violations only occurred when certain operations were performed concurrently and discharges combined in specific proportions. As the IU aggressively and persistently investigated the cause of the violations and expeditiously implemented effective pretreatment upgrades no further enforcement actions are planned.

Polese Company, Inc; IU# 03-0722

This facility is subject to production-based pretreatment standards for the Refractory / Precious Metal Forming category; based on the production and flow data submitted, the approximately

400 gpd discharged is subject to limits that are lower than metal finishing pretreatment standards. Prior to 2007 a combination of nickel and molybdenum violations resulted in SNC status and the issuance of Penalty Order No. 2006-39220 in April 2006. In response the IU brought a new pretreatment and wastewater recycling system online by the end of July 2006. After maintaining full compliance with all pollutant limits in 2007 and paying a civil penalty of \$53,250 on January 31, 2008, the IU returned to and maintained consistent compliance through the end of 2008.

In February 2009 a TRC monthly average violation for nickel in one of the three months sampled resulted in SNC status for the six-month period ending in the 1st quarter. An NOV was issued and the IU responded that its investigation and in-house monitoring indicate compliance for all batches discharged in February and revealed no explanation for the analytical value reported by the program. The 9 subsequent monitoring events in 2009 demonstrated compliance; no further enforcement actions are planned.

RJ Donovan Correctional Facility; IU# 12-0038

This medium security state prison discharges about 700,000 gpd of total wastewater through a single outfall, designated connection 100. The periodic discharge of excessive solids attributed to the IU has been observed at downstream city sewerage facilities since 2003. Additionally, the IU failed to comply with permit requirements to upgrade its existing grinding system to eliminate down times and re-establish solids removal by September 1, 2006. As a result, the IU was in SNC during 2007 for missing compliance schedule milestones by more than 90 days.

Compliance Order No. 2007-49126, issued on December 13, 2007, ordered the IU to: submit an engineering plan by April 1, 2008 outlining the steps necessary to achieve and maintain compliance and including an implementation schedule that did not extend beyond October 1, 2008; and take the necessary corrective actions to achieve consistent compliance and submit specified financial information by October 1, 2008.

The IU submitted a plan on March 28, 2008 to install 2 two auger monsters in parallel, but failed to include an implementation schedule. An NOV was issued and the IU revised its proposal by July 1, 2008 to include a schedule for implementation with a final completion date of March 26, 2010. A second NOV was issued for failing to include an implementation date that did not extend beyond October 1, 2008. The IU failed to comply with the remaining order requirements by October 1, 2008. Thus the IU remained in SNC for 2008 for missing compliance schedule milestones by more than 90 days. In February 2009, the IU asserted that the following measures taken by the fall of 2008 achieved interim compliance with the CO requirements: 1) replacement of the existing sewage grinders, 2) removal of any accumulated solid matter (by raking) from the sewage pit twice each day, and 3) installation of flushometers in all inmate cells which prevent the toilet from being flushed more than 2 times in a fifteen minute period and thus reduce solid material an inmate can effectively flush down the toilet. In March 2009 the IU provided notification that the state board had approved funding for the “solids removal/auger monster” project. In that the IU implemented interim measures that reduce solids loadings by October 1, 2008, and necessary funding approvals were delayed at the state level, no further enforcement action is planned if installation of the proposed pretreatment technology is completed by March 26, 2010. Construction has begun and the department anticipates compliance by the due date.

Valley Metals; IU# 20-0108

This manufacturer of precision welded tubing discharges about 675 gpd and is regulated under nonferrous metals forming and metal finishing categorical standards. Monthly average violations for silver in October 2006 and March 2007 resulted in SNC status for the six-month period ending in the 1st quarter. NOVs were issued for the violations. The IU attributed the violations to a failing treatment system and installed a new upgraded silver recovery system in May 2007. Additional program monitoring was conducted in the 2nd quarter and all 6 program and self-monitoring events demonstrated compliance. Then a monthly average violation for zinc in December 2007 resulted in SNC status for the six-month period ending in the 4th quarter. In response to the NOV, the IU suggested its periodic discharge of de-ionized water from a small galvanized steel holding tank used for hydrostatic pressure testing was the source of zinc.

In 2008, monthly average violations for silver in February, June, August, September, October, and November resulted in continued SNC status for all but the six-month period ending 1st quarter. NOVs were issued for the violations and additional program monitoring was scheduled. In response to the NOVs, the IU had its vendor add a third silver recovery canister to the system, corrected a “kinked” hose that allowed waste to bypass the electrolytic unit, and modified its procedures to eliminate the need to bypass the electrolytic unit during routine service.

Another monthly average violation for silver in February 2009 resulted in SNC status for the six-month period ending in the 1st quarter. An NOV was issued and a preliminary conference was held in April 2009. At the conference the pretreatment systems were deemed adequate and the IU agreed to focus its efforts on re-routing the unregulated x-ray processing wastestream away from the regulated sampling point. Shortly thereafter the IU successfully re-routed the x-ray processing wastestream to a janitor’s drain discharging to sewer downstream of the regulated sample point. All 10 monitoring events from March to December 2009 demonstrated compliance; no further enforcement actions are planned.

Vision Systems Inc; IU# 16-0343

This metal finisher discharges around 150 gpd of rinse water from chem-filming operations on architectural aluminum to Connections 111 and 110 after pretreatment using model technology. Monthly average violations for amenable cyanide at connection 111 in July and October 2009 resulted in SNC status for the six-month period ending in the 4th quarter. NOVs were issued for the violations and additional program monitoring was scheduled. The IU attributed the October violation to a decrease in overall production and in the frequency they pretreated the rinse tank wastewater. To prevent additional violations, the IU indicated it will resume treatment and discharge of the chromium rinse tank wastewater on a regular basis regardless of production levels. The 2 subsequent monitoring events in November 2009 and February 2010 have demonstrated compliance; no further enforcement actions are planned if discharges remain in compliance during 2010.

4.9 POLLUTION PREVENTION PLANS

During CY 2009, no industries were required to prepare and / or implement pollution prevention plans under the provisions of CA SB709 and SB2165.

Semi-Annual SIU Compliance Status Report

01-Jul-2009 through 31-Dec-2009

SIU Name	IU#	Class	IW Disch	SNC?	[If Yes, Why]	Conn	Violation Date	Description/Parameter	Value	Limit	Period	Cat	TRC
A to Z Metal Finishing 9352 Cabot Dr, San Diego	03-0920	1	300	No		110	01-Jul-09	Lead, Total	1.84	.43	MO	F	Y
						110	14-Jul-09	Lead, Total	1.84	.69	DM	F	Y
AP Precision Metals 1215 30th St, San Diego	12-0144	1	264	No		110	19-Oct-09	SMR Incomplete					
							10-Sep-09	Delinquent Requirement					
Angelica Textile Services 3939 Market St, San Diego	11-0032	3	177268	Yes	SNC6 - Report Late > 30 days	110	15-Jul-09	SMR Incomplete - failed to sample					
						110	22-Sep-09	SMR Late - written notice					
						110	15-Oct-09	SMR Incomplete - failed to sample					
						110	22-Oct-09	SMR Late - written notice					
						110	27-Oct-09	SMR Incomplete					
						110	25-Nov-09	SMR Late - written notice					
						110	28-Dec-09	SMR Incomplete					
	10-Sep-09	Delinquent Requirement											
Aramark Uniform Services Inc 3554 Dalbergia St, San Diego	11-0067	2	72737	No		120	25-Nov-09	SMR Late - written notice					
						120	28-Dec-09	SMR Incomplete					

Semi-Annual SIU Compliance Status Report

01-Jul-2009 through 31-Dec-2009

SIU Name	IU#	Class	IW Disch	SNC?	[If Yes, Why]	Conn	Violation Date	Description/Parameter	Value	Limit	Period	Cat	TRC
Cantare Foods Inc 7651 Saint Andrews Av, San Diego	12-0212	3	26210	Yes	SNC6 - Report Late > 30 days	100	03-Aug-09	Oil and grease, Total	869	500	DM	L	Y
							10-Sep-09	Oil and grease, Total	603	500	DM	L	N
							10-Sep-09	pH-Instantaneous	4.8	5-12.5	DM	L	N
							22-Sep-09	SMR Late - written notice					
							29-Sep-09	Oil and grease, Total	700	500	DM	L	N
							29-Sep-09	pH-Instantaneous					
							30-Sep-09	Beginning Meter Read Date					
							30-Sep-09	Ending Meter Read Date					
							13-Oct-09	Oil and grease, Total	640	500	DM	L	N
							15-Oct-09	SMR Incomplete - missing lab data					
							15-Oct-09	SMR Incomplete - missing parameter					
							30-Nov-09	SMR Incomplete					
							29-Dec-09	SMR Incomplete					
							19-Mar-10	SMR Incomplete					
							210	22-Sep-09	SMR Late - written notice				
							210	15-Nov-09	SMR Late - written notice				
							210	30-Nov-09	SMR Incomplete				
210	28-Dec-09	SMR Incomplete											
	10-Aug-09	Delinquent Requirement											
Cintas Corporation 675 32nd St, San Diego	11-0189	2	35706	No		110	10-Nov-09	Oil and grease, Total	545	500	DM	L	N
Coca-Cola Bottling Company of San Diego 1348 47th St, San Diego	10-0018	3	35580	No			10-Sep-09	Delinquent Requirement					
Compucraft Industries Inc 8787 Olive Ln, Santee	21-0252	1	471	No		110	22-Oct-09	SMR Late - written notice					
						110	26-Mar-10	SMR Incomplete					
						120	22-Oct-09	SMR Late - written notice					
						120	26-Mar-10	SMR Incomplete					
							10-Sep-09	Delinquent Requirement					

Semi-Annual SIU Compliance Status Report

01-Jul-2009 through 31-Dec-2009

SIU Name	IU#	Class	IW Disch	SNC?	[If Yes, Why]	Conn	Violation Date	Description/Parameter	Value	Limit	Period	Cat	TRC
Creative Metal Industries 10039 Prospect Av Suite E, Santee	21-0248	1	60	Yes	SNC2 - TRC (DM): Cu 1/3,Zn 1/3 (MO): Cu 1/3,Zn 1/3	110	22-Oct-09	SMR Late - written notice					
						110	23-Nov-09	SMR Incomplete					
						110	01-Dec-09	Copper, Total	14.9	2.07	MO	F	Y
						110	01-Dec-09	Zinc, Total	5.66	1.48	MO	F	Y
						110	17-Dec-09	Copper, Total	14.9	3.38	DM	F	Y
						110	17-Dec-09	Zinc, Total	5.66	2.61	DM	F	Y
Doncasters GCE Industries 1891 Nirvana Av, Chula Vista	13-0115	1	250	Yes	SNC6 - Report Late > 30 days	200	24-Jul-09	SMR Late - written notice					
						200	22-Oct-09	SMR Late - written notice					
						330	24-Jul-09	SMR Late - written notice					
						330	22-Oct-09	SMR Late - written notice					
						330	29-Mar-10	SMR Incomplete					
						410	22-Oct-09	SMR Late - written notice					
	10-Sep-09	Delinquent Requirement											
GKN Aerospace Chem- tronics Inc 1150 W Bradley Av, El Cajon	16-0520	1	32543	No		210	01-Jul-09	Copper, Total	2.24	1.91	MO	F	N
						420	01-Oct-09	Zinc, Total	3.36	1.48	MO	F	Y
						420	22-Oct-09	Zinc, Total	3.36	2.61	DM	F	Y
General Dynamics NASSCO 2798 Harbor Dr, San Diego	11-0051	1	12998	No		310	14-Sep-09	Cadmium, Total	.1				
						310	14-Sep-09	Lead, Total	.5				
						310	14-Sep-09	Silver, Total	.5				
						310	27-Oct-09	SMR Incomplete					
Golden State Metal Finishing 2737 Via Orange Wy, Spring Valley	34-0070	1	300	No		110	01-Oct-09	Lead, Total	.824	.43	MO	F	Y
						110	14-Oct-09	Lead, Total	.824	.69	DM	F	N
Hallmark Circuits Inc 13500 Danielson St, Poway	20-0043	1	75489	No		110	24-Jul-09	SMR Late - written notice					
						111	24-Jul-09	SMR Late - written notice					
						112	24-Jul-09	SMR Late - written notice					
Hotel Del Coronado 1500 Orange Av, Coronado	14-0034	3	31842	No		110	27-Oct-09	SMR Incomplete					

Semi-Annual SIU Compliance Status Report

01-Jul-2009 through 31-Dec-2009

SIU Name	IU#	Class	IW Disch	SNC?	[If Yes, Why]	Conn	Violation Date	Description/Parameter	Value	Limit	Period	Cat	TRC
Hydranautics 8270 Miralani Dr, San Diego	03-0408	2	34823	No		110	23-Nov-09	SMR Incomplete					
Koch Membrane Systems 10054 Old Grove Rd, San Diego	03-0900	2	121117	No		100	23-Nov-09	SMR Incomplete					
Kyocera America Inc 8611 Balboa Av, San Diego	06-0058	1	52335	No		131	01-Aug-09	Cyanide, Amenable	2.03	.32	MO	F	Y
						131	13-Aug-09	Cyanide, Amenable	4.04	.86	DM	F	Y
Otay Mesa Energy Center LLC 647 Alta Rd, San Diego	36-0001	1	43200	No		110	20-Oct-09	Zinc, Total	5.49	1	DM	F	Y
						110	27-Oct-09	SMR Incomplete					
Quantum Design Inc 6325 Lusk Bl, San Diego	02-0485	1	10	No		110	10-Sep-09	Cadmium, Total	.1				N
						110	10-Sep-09	Lead, Total	.5				N
						110	10-Sep-09	Silver, Total	.5				
						110	19-Oct-09	SMR Incomplete					
RJ Donovan Correctional Facility 480 Alta Rd, San Diego	12-0038	3	56600	No		100	23-Nov-09	SMR Incomplete					
Rohr Inc dba Goodrich Aerostructures 850 Lagoon Dr, Chula Vista	13-0161	1	25412	No		250	01-Oct-09	Chromium, Total	3.03	1.71	MO	F	Y
						250	20-Oct-09	Chromium, Total	2.89	2.77	DM	F	N
						250	27-Oct-09	Chromium, Total	3.17	2.77	DM	F	N
Southern California Plating Company Inc 3261 National Av, San Diego	11-0024	1	1300	No		110	22-Jun-09	SMR Incomplete					

Semi-Annual SIU Compliance Status Report

01-Jul-2009 through 31-Dec-2009

SIU Name	IU#	Class	IW Disch	SNC?	[If Yes, Why]	Conn	Violation Date	Description/Parameter	Value	Limit	Period	Cat	TRC
Spec-Built Systems Inc 2150 Michael Faraday Dr, San Diego	12-0202	1	600	No			10-Sep-09	Delinquent Requirement					
TTM Printed Circuit Group Inc 5037 Ruffner St, San Diego	05-0997	1	4816	No		220	27-Oct-09	SMR Incomplete					
The Argen Corporation 5855 Oberlin Dr, San Diego	02-0582	1	624	No		110	22-Oct-09	SMR Late - written notice					
Triumph Fabrications - San Diego 203 N Johnson Av, El Cajon	16-0529	1	232	No		110	22-Oct-09	SMR Late - written notice					
						110	07-Dec-09	SMR Incomplete					
						150	22-Oct-09	SMR Late - written notice					
						160	22-Oct-09	SMR Late - written notice					
						170	22-Oct-09	SMR Late - written notice					
						10-Sep-09	Delinquent Requirement						
UT; Chevron Environmental Management Company 903 Broadway, Chula Vista	13-0447	2	400	No		100	31-Aug-09	Minimum Flow/minute thru Connection	0	.44	DM	L	N
UT; Ledcor Construction Inc 100 Civic Center Wy, El Cajon	16-0737	2	104400	No		100	30-Sep-09	Minimum Flow/minute thru Connection	6	10	DM	L	N
						100	31-Oct-09	Minimum Flow/minute thru Connection	6	10	DM	L	N
						100	15-Nov-09	SMR Incomplete - monitor outside peri					
						100	30-Nov-09	Minimum Flow/minute thru Connection	4	10	DM	L	N
						100	31-Dec-09	Minimum Flow/minute thru Connection	7	10	DM	L	N

Semi-Annual SIU Compliance Status Report

01-Jul-2009 through 31-Dec-2009

SIU Name	IU#	Class	IW Disch	SNC?	[If Yes, Why]	Conn	Violation Date	Description/Parameter	Value	Limit	Period	Cat	TRC
UT; MJC Construction 8912 Carlton Hills Bl, Santee	33-0051	2	100800	No			100 22-Sep-09	SMR Late - written notice					
							100 22-Oct-09	SMR Late - written notice					
							100 25-Nov-09	SMR Late - written notice					
							100 07-Dec-09	SMR Incomplete					
							200 22-Sep-09	SMR Late - written notice					
							200 22-Oct-09	SMR Late - written notice					
							200 25-Nov-09	SMR Late - written notice					
							200 07-Dec-09	SMR Incomplete					
UT; TC Construction Inc 0000 Crown Point Dr, San Diego	04-0445	3	86400	No			200 21-Aug-09	SMR Late - written notice					
UT; TC Construction Inc 2931 Camino Del Rio North, San Diego	06-0593	3	532800	No			100 25-Nov-09	SMR Late - written notice					
UT; Traylor/Shea Joint Venture 14399 Stonebridge Py, San Diego	06-0574	2	9940	No			100 28-Dec-09	Oil and grease, SGT-HEM	1780	500	DM	L	Y
							100 17-Mar-10	SMR Incomplete					
UT; West-Tech Contracting Inc 2535 McCain Rd, San Diego	08-0550	3	1440000	No			100 21-Aug-09	SMR Late - written notice					
							100 22-Sep-09	SMR Incomplete					
UT; Whillock Contracting Inc 1463 E Broadway, El Cajon	16-0736	2	14400	No			100 25-Nov-09	SMR Late - written notice					
Unifirst Corporation 4041 Market St, San Diego	11-0398	2	22712	No			110 24-Jul-09	SMR Late - written notice	1000	500	DM	L	Y
							110 30-Sep-09	Oil and grease, Total					
							110 09-Nov-09	SMR Incomplete					

Semi-Annual SIU Compliance Status Report

01-Jul-2009 through 31-Dec-2009

SIU Name	IU#	Class	IW Disch	SNC?	[If Yes, Why]	Conn	Violation Date	Description/Parameter	Value	Limit	Period	Cat	TRC
University of California San Diego 9500 Gilman Dr 0089, La Jolla	02-0112	2	162000	No		100	23-Nov-09	SMR Incomplete					
Valley Metals 13125 Gregg St, Poway	20-0108	1	656	No		110	01-Sep-09	Silver, Total	.25	.24	MO	F	N
Veridiam Inc 1717 Cuyamaca St, El Cajon	16-0348	1	3348	No			10-Sep-09 05-Nov-09	Delinquent Requirement Delinquent Permit Application					
Vision Systems Inc 1895 Gillespie Wy, El Cajon	16-0343	1	300	Yes	SNC1 - Chronic (MO): CN,A 2/3; SNC2 - TRC (MO): CN,A 1/3	111	01-Jul-09 01-Oct-09	Cyanide, Amenable Cyanide, Amenable	.352 .455	.32 .32	MO MO	F F	N Y

Annual SIU Compliance Status Report

01-Jan-2009 through 31-Dec-2009

SIU Name	IU#	Class	IW Disch	SNC?	[If Yes, Why]	Conn	Violation Date	Description/Parameter	Value	Limit	Period	Cat	TRC	
A to Z Metal Finishing 9352 Cabot Dr, San Diego	03-0920	1	300	No			110 01-Jul-09	Lead, Total	1.84	.43	MO	F	Y	
							110 14-Jul-09	Lead, Total	1.84	.69	DM	F	Y	
AP Precision Metals 1215 30th St, San Diego	12-0144	1	264	No			110 19-Oct-09	SMR Incomplete						
								05-Jun-09	Delinquent Requirement					
								10-Sep-09	Delinquent Requirement					
ATK Space Systems 9617 Distribution Av, San Diego	03-0115	1	162	No			NA							
Action Powder Coating LLC 7949 Stromesa Ct Suite D, San Diego	03-0717	1	1213	No			NA							
Allermed Laboratories Inc 7203 Convoy Ct, San Diego	05-0684	1	105	No			NA							
Alsco Inc 705 W Grape St, San Diego	09-0001	3	73436	No			NA							

Annual SIU Compliance Status Report

01-Jan-2009 through 31-Dec-2009

SIU Name	IU#	Class	IW Disch	SNC?	[If Yes, Why]	Conn	Violation Date	Description/Parameter	Value	Limit	Period	Cat	TRC
Angelica Textile Services 3939 Market St, San Diego	11-0032	3	177268	Yes	SNC6 - Report Late > 30 days (q3, q4)	110	06-Jan-09	SMR Incomplete					
							24-Mar-09	SMR Late - written notice					
							26-May-09	SMR Incomplete					
							29-Jun-09	SMR Incomplete					
							15-Jul-09	SMR Incomplete - failed to sample					
							22-Sep-09	SMR Late - written notice					
							15-Oct-09	SMR Incomplete - failed to sample					
							22-Oct-09	SMR Late - written notice					
							27-Oct-09	SMR Incomplete					
							25-Nov-09	SMR Late - written notice					
							28-Dec-09	SMR Incomplete					
								10-Sep-09	Delinquent Requirement				
Anocote Metal Finishing 7550 Trade St, San Diego	03-1017	1	80	No			NA						
Aramark Uniform Services Inc 3554 Dalbergia St, San Diego	11-0067	2	72737	No			25-Nov-09	SMR Late - written notice					
							28-Dec-09	SMR Incomplete					
CP Kelco 2025 E Harbor Dr, San Diego	11-0444	2	528516	No			NA						

Annual SIU Compliance Status Report

01-Jan-2009 through 31-Dec-2009

SIU Name	IU#	Class	IW Disch	SNC?	[If Yes, Why]	Conn	Violation Date	Description/Parameter	Value	Limit	Period	Cat	TRC
Cantare Foods Inc 7651 Saint Andrews Av, San Diego	12-0212	3	26210	Yes	SNC6 - Report Late > 30 days (q3, q4)	100	03-Aug-09	Oil and grease, Total	869	500	DM	L	Y
							10-Sep-09	Oil and grease, Total	603	500	DM	L	N
							10-Sep-09	pH-Instantaneous	4.8	5-12.5	DM	L	N
							22-Sep-09	SMR Late - written notice					
							29-Sep-09	Oil and grease, Total	700	500	DM	L	N
							29-Sep-09	pH-Instantaneous					
							30-Sep-09	Beginning Meter Read Date					
							30-Sep-09	Ending Meter Read Date					
							13-Oct-09	Oil and grease, Total	640	500	DM	L	N
							15-Oct-09	SMR Incomplete - missing lab data					
							15-Oct-09	SMR Incomplete - missing parameter					
							30-Nov-09	SMR Incomplete					
							29-Dec-09	SMR Incomplete					
							19-Mar-10	SMR Incomplete					
							210	22-Sep-09	SMR Late - written notice				
							210	15-Nov-09	SMR Late - written notice				
210	30-Nov-09	SMR Incomplete											
210	28-Dec-09	SMR Incomplete											
	10-Aug-09	Delinquent Requirement											
Chromalloy San Diego 1071 Industrial Pl, El Cajon	16-0209	1	229	No		NA							
Cintas Corporation 675 32nd St, San Diego	11-0189	2	35706	No		110	10-Nov-09	Oil and grease, Total	545	500	DM	L	N
Circle Foods LLC 8411 Siempre Viva Rd, San Diego	12-0220	3	30000	No		NA							
Coca-Cola Bottling Company of San Diego 1348 47th St, San Diego	10-0018	3	35580	No			20-Jan-09	SMR Incomplete					
							10-Sep-09	Delinquent Requirement					

Annual SIU Compliance Status Report

01-Jan-2009 through 31-Dec-2009

SIU Name	IU#	Class	IW Disch	SNC?	[If Yes, Why]	Conn	Violation Date	Description/Parameter	Value	Limit	Period	Cat	TRC
Compucraft Industries Inc 8787 Olive Ln, Santee	21-0252	1	471	No			110 23-Apr-09	SMR Late - written notice					
							110 22-Oct-09	SMR Late - written notice					
							110 26-Mar-10	SMR Incomplete					
							120 28-Jan-09	SMR Incomplete					
							120 01-Apr-09	Chromium, Total	4.56	1.71	MO	F	Y
							120 01-Apr-09	Nickel, Total	6.13	2.38	MO	F	Y
							120 01-Apr-09	Zinc, Total	3.06	1.48	MO	F	Y
							120 23-Apr-09	Chromium, Total	4.56	2.77	DM	F	Y
							120 23-Apr-09	Nickel, Total	6.13	3.98	DM	F	Y
							120 23-Apr-09	Zinc, Total	3.06	2.61	DM	F	N
							120 23-Apr-09	SMR Late - written notice					
							120 22-Oct-09	SMR Late - written notice					
							120 26-Mar-10	SMR Incomplete					
							10-Sep-09	Delinquent Requirement					
Creative Metal Industries 10039 Prospect Av Suite E, Santee	21-0248	1	60	Yes	SNC2 - TRC (DM): Cu 1/3,Zn 1/3 (MO): Cu 1/3,Zn 1/3 (q4)		110 22-Oct-09	SMR Late - written notice					
							110 23-Nov-09	SMR Incomplete					
							110 01-Dec-09	Copper, Total	14.9	2.07	MO	F	Y
							110 01-Dec-09	Zinc, Total	5.66	1.48	MO	F	Y
							110 17-Dec-09	Copper, Total	14.9	3.38	DM	F	Y
110 17-Dec-09	Zinc, Total	5.66	2.61	DM	F	Y							
Cubic Defense Applications Inc 9233 Balboa Av, San Diego	06-0026	1	953	No			NA						
Culligan Water Company of San Diego Inc 3515 Olive St, Lemon Grove	22-0039	3	33666	No			NA						
Curtis Technology Inc 11391 Sorrento Valley Rd, San Diego	02-0505	1	170	No			NA						

Annual SIU Compliance Status Report

01-Jan-2009 through 31-Dec-2009

SIU Name	IU#	Class	IW Disch	SNC?	[If Yes, Why]	Conn	Violation Date	Description/Parameter	Value	Limit	Period	Cat	TRC
Doncasters GCE Industries 1891 Nirvana Av, Chula Vista	13-0115	1	250	Yes	SNC6 - Report Late > 30 days (q3 - 330, q4 - 330, 410)	200	24-Jul-09	SMR Late - written notice					
						200	22-Oct-09	SMR Late - written notice					
						330	24-Jul-09	SMR Late - written notice					
						330	22-Oct-09	SMR Late - written notice					
						330	29-Mar-10	SMR Incomplete					
						410	22-Oct-09	SMR Late - written notice					
							10-Sep-09	Delinquent Requirement					
Dynergy South Bay LLC 990 Bay Bl, Chula Vista	13-0279	1	56892	No		NA							
Equality Plating Company 8172 Center St, La Mesa	18-0170	1	300	No		110	30-Jun-09	pH-Instantaneous	2.83	5-12.5	DM	L	N
GKN Aerospace Chem- tronics Inc 1150 W Bradley Av, El Cajon	16-0520	1	32543	No		210	01-Jul-09	Copper, Total	2.24	1.91	MO	F	N
						420	01-Oct-09	Zinc, Total	3.36	1.48	MO	F	Y
						420	22-Oct-09	Zinc, Total	3.36	2.61	DM	F	Y
						450	01-Jun-09	Zinc, Total	1.81	1.48	MO	F	Y
Garvin Industries 316 Millar Av, El Cajon	16-0033	1	98	Yes	SNC2 - TRC (DM): TTO 1/1 (q1)	110	30-Jan-09	Total Toxic Organics-Metal Finishing	13600	2130	DM	F	Y
General Dynamics NASSCO 2798 Harbor Dr, San Diego	11-0051	1	12998	No		200	28-Jan-09	SMR Incomplete - failed to resample					
						200	16-Jun-09	Copper, Total	17	11	DM	L	Y
						310	21-Dec-08	Cadmium, Total	.1				N
						310	21-Dec-08	Lead, Total	.5				N
						310	21-Dec-08	Silver, Total	.5				
						310	28-Jan-09	SMR Incomplete					
						310	14-Sep-09	Cadmium, Total	.1				
						310	14-Sep-09	Lead, Total	.5				
						310	14-Sep-09	Silver, Total	.5				
						310	27-Oct-09	SMR Incomplete					

Annual SIU Compliance Status Report

01-Jan-2009 through 31-Dec-2009

SIU Name	IU#	Class	IW Disch	SNC?	[If Yes, Why]	Conn	Violation Date	Description/Parameter	Value	Limit	Period	Cat	TRC
Golden State Metal Finishing 2737 Via Orange Wy, Spring Valley	34-0070	1	300	No		110	01-Oct-09	Lead, Total	.824	.43	MO	F	Y
						110	14-Oct-09	Lead, Total	.824	.69	DM	F	N
Hallmark Circuits Inc 13500 Danielson St, Poway	20-0043	1	75489	No		110	24-Jul-09	SMR Late - written notice					
						111	24-Jul-09	SMR Late - written notice					
						112	24-Jul-09	SMR Late - written notice					
Heinz Frozen Foods 7878 Airway Rd, San Diego	12-0154	3	90000	No		110	13-Feb-09	SMR Incomplete					
Hotel Del Coronado 1500 Orange Av, Coronado	14-0034	3	31842	No		110	27-Oct-09	SMR Incomplete					
Hydranautics 8270 Miralani Dr, San Diego	03-0408	2	34823	No		110	23-Nov-09	SMR Incomplete					
K & R Graphix 3754 Main St Suite A, San Diego	11-0334	1	50	No		NA							
K-Tube Corporation 13400 Kirkham Wy, Poway	20-0122	1	2020	Yes	SNC2 - TRC (DM): CN,T 6/16 (MO): CN,T 2/6,CN,T 3/6 (q1, q2)	120	01-Jan-09	Cyanide, Total	1.43	.65	MO	F	Y
						120	16-Jan-09	SMR Incomplete - missing parameter					
						120	19-Jan-09	Cyanide, Total	4.6	1.2	DM	F	Y
						120	21-Jan-09	Cyanide, Total	1.48	1.2	DM	F	Y
						120	28-Jan-09	SMR Incomplete - failed notify in 24 hr					
						120	01-Apr-09	Cyanide, Total	6.15	.65	MO	F	Y
						120	06-Apr-09	Cyanide, Total	6.15	1.2	DM	F	Y
Koch Membrane Systems 10054 Old Grove Rd, San Diego	03-0900	2	121117	No		100	23-Nov-09	SMR Incomplete					

Annual SIU Compliance Status Report

01-Jan-2009 through 31-Dec-2009

SIU Name	IU#	Class	IW Disch	SNC?	[If Yes, Why]	Conn	Violation Date	Description/Parameter	Value	Limit	Period	Cat	TRC
Kyocera America Inc 8611 Balboa Av, San Diego	06-0058	1	52335	No			131 01-Aug-09	Cyanide, Amenable	2.03	.32	MO	F	Y
							131 13-Aug-09	Cyanide, Amenable	4.04	.86	DM	F	Y
L & T Precision Sheet Metal 12105 Kirkham Rd, Poway	20-0109	1	35	No			NA						
Major Scientific Industries 3557 Dalbergia St, San Diego	11-0272	1	78	No			NA						
Molecular Metallurgy Inc 11649 Riverside Dr Suite 139, Lakeside	33-0044	1	33	No			NA						
Otay Mesa Energy Center LLC 647 Alta Rd, San Diego	36-0001	1	43200	No			110 20-Oct-09	Zinc, Total	5.49	1	DM	F	Y
							110 27-Oct-09	SMR Incomplete					
PEP West Inc 14100 Danielson St, Poway	20-0116	1	3298	No			NA						
Pacira Pharmaceuticals Inc 10450 Science Center Dr, San Diego	02-0762	1	3175	No			NA						
Pacira Pharmaceuticals Inc 11011 N Torrey Pines Rd, San Diego	02-0761	1	8017	No			NA						

Annual SIU Compliance Status Report

01-Jan-2009 through 31-Dec-2009

SIU Name	IU#	Class	IW Disch	SNC?	[If Yes, Why]	Conn	Violation Date	Description/Parameter	Value	Limit	Period	Cat	TRC	
Pall Filtration & Separations Group Inc 4116 Sorrento Valley Bl, San Diego	02-0332	2	49803	No			NA							
Polese Company Inc 10113 Carroll Canyon Rd, San Diego	03-0722	1	357	Yes	SNC2 - TRC (MO): Ni 1/3 (q1)	110	01-Feb-09	Nickel, Total	1.26	.57	MO	F	Y	
						110	27-Feb-09	Nickel, Total	1.26	.87	DM	F	Y	
Premier Metal Processing Inc 1488 Pioneer Wy Suite 13, El Cajon	16-0262	1	194	No			120	23-Apr-09	SMR Late - written notice					
Prochem Specialty Products 115 E 18th St, National City	19-0282	1	5	No			NA							
ProtoQwik 7950 Silverton Av Suite 106, San Diego	03-0665	1	67	No			110	22-Jan-09	SMR Late - written notice					
							110	23-Apr-09	SMR Late - written notice					
							110	29-Mar-10	SMR Incomplete					
Quantum Design Inc 6325 Lusk Bl, San Diego	02-0485	1	10	No			110	10-Sep-09	Cadmium, Total	.1			N	
							110	10-Sep-09	Lead, Total	.5			N	
							110	10-Sep-09	Silver, Total	.5				
							110	19-Oct-09	SMR Incomplete					
RJ Donovan Correctional Facility 480 Alta Rd, San Diego	12-0038	3	56600	No			100	23-Nov-09	SMR Incomplete					
Rohr Inc dba Goodrich Aerostructures 850 Lagoon Dr, Chula Vista	13-0161	1	25412	No			250	01-Oct-09	Chromium, Total	3.03	1.71	MO	F	Y
							250	20-Oct-09	Chromium, Total	2.89	2.77	DM	F	N
							250	27-Oct-09	Chromium, Total	3.17	2.77	DM	F	N

Annual SIU Compliance Status Report

01-Jan-2009 through 31-Dec-2009

SIU Name	IU#	Class	IW Disch	SNC?	[If Yes, Why]	Conn	Violation Date	Description/Parameter	Value	Limit	Period	Cat	TRC
San Diego Wood Preserving Company 2010 Haffly Av, National City	19-0045	2	438	No			NA						
Solar Turbines Inc 2200 Pacific Hy, San Diego	09-0023	2	3272	No			540 09-Feb-09	SMR Incomplete					
							550 01-Feb-09	Copper, Total	2.39	2.07	MO	F	N
							550 01-Feb-09	Zinc, Total	1.55	1.48	MO	F	N
							550 09-Feb-09	SMR Incomplete					
Southern California Plating Company Inc 3261 National Av, San Diego	11-0024	1	1300	No			110 01-Apr-09	Cyanide, Total	.665	.65	MO	F	N
							110 01-Apr-09	Nickel, Total	2.61	2.38	MO	F	N
							110 05-May-09	Cadmium, Total	.5				
							110 05-May-09	Lead, Total	.5				
							110 05-May-09	Silver, Total	.5				
							110 22-Jun-09	SMR Incomplete					
Spec-Built Systems Inc 2150 Michael Faraday Dr, San Diego	12-0202	1	600	No			110 01-Apr-09	Zinc, Total	1.62	1.48	MO	F	N
							10-Sep-09	Delinquent Requirement					
Specialized Processing Inc 581 S Marshall Av, El Cajon	16-0057	1	51	No			NA						
Suneva Medical Inc 5870 Pacific Center Bl, San Diego	02-0518	1	1800	No			100 13-Feb-09	SMR Late - written notice					
							110 13-Feb-09	SMR Late - written notice					
TTM Printed Circuit Group Inc 5037 Ruffner St, San Diego	05-0997	1	4816	No			220 27-Oct-09	SMR Incomplete					

Annual SIU Compliance Status Report

01-Jan-2009 through 31-Dec-2009

SIU Name	IU#	Class	IW Disch	SNC?	[If Yes, Why]	Conn	Violation Date	Description/Parameter	Value	Limit	Period	Cat	TRC
The Argen Corporation 5855 Oberlin Dr, San Diego	02-0582	1	624	No		110	22-Oct-09	SMR Late - written notice					
Triumph Fabrications - San Diego 203 N Johnson Av, El Cajon	16-0529	1	232	No		110	22-Oct-09	SMR Late - written notice					
						110	07-Dec-09	SMR Incomplete					
						150	22-Oct-09	SMR Late - written notice					
						160	22-Oct-09	SMR Late - written notice					
						170	22-Oct-09	SMR Late - written notice					
							10-Sep-09	Delinquent Requirement					
USN;FRC Southwest Metal Finishing Shop 271 Catalina Bl Bldg A34, San Diego	08-0356	4C	0	No		110	28-Jan-09	SMR Incomplete					
USN;Marine Corp Air Station Miramar 45249 Miramar Wy, San Diego	05-1019	2	19607	No		NA							
USN;Naval Base Coronado - NASNI 678 McCain Bl, San Diego	08-0018	1	42291	No		150	01-Feb-09	Zinc, Total	3.91	1.48	MO	F	Y
						150	27-Feb-09	Zinc, Total	3.91	2.61	DM	F	Y
						150	23-Mar-09	SMR Incomplete - failed notify in 24 hr					
USN;Naval Base San Diego 32nd St @ Harbor Dr, San Diego	11-0016	2	61035	No		NA							
UT; CalClean Inc 3698 Main St, San Diego	11-0514	2	10080	No		NA							
UT; CalClean Inc 9305 Mission Gorge Rd, Santee	21-0295	2	14400	No		NA							

Annual SIU Compliance Status Report

01-Jan-2009 through 31-Dec-2009

SIU Name	IU#	Class	IW Disch	SNC?	[If Yes, Why]	Conn	Violation Date	Description/Parameter	Value	Limit	Period	Cat	TRC
UT; Charles King Company 2535 McCain Rd Space 2, San Diego	08-0562	3	5184000	No		NA							
UT; Charles King Company 3600-3999 Bonita Rd, Bonita	34-0086	3	2592000	No		NA							
UT; Chevron Environmental Management Company 903 Broadway, Chula Vista	13-0447	2	400	No		100	31-Aug-09	Minimum Flow/minute thru Connection	0	.44	DM	L	N
UT; City of San Diego - General Services Dept 111 W Harbor Dr, San Diego	11-0534	3	432000	No		NA							
UT; ExxonMobil Oil Corporation 3861 Governor Dr, San Diego	05-1081	2	7000	No		NA							
UT; Frey Environmental Inc 5345 Overland Av, San Diego	06-0595	2	7200	No		NA							
UT; HPS Mechanical Inc Taylor St & Hotel Cr, San Diego	09-0930	3	2520000	No		NA							
UT; Ledcor Construction Inc 100 Civic Center Wy, El Cajon	16-0737	2	104400	No		100	30-Sep-09	Minimum Flow/minute thru Connection	6	10	DM	L	N
						100	31-Oct-09	Minimum Flow/minute thru Connection	6	10	DM	L	N
						100	15-Nov-09	SMR Incomplete - monitor outside peri					
						100	30-Nov-09	Minimum Flow/minute thru Connection	4	10	DM	L	N
						100	31-Dec-09	Minimum Flow/minute thru Connection	7	10	DM	L	N

Annual SIU Compliance Status Report

01-Jan-2009 through 31-Dec-2009

SIU Name	IU#	Class	IW Disch	SNC?	[If Yes, Why]	Conn	Violation Date	Description/Parameter	Value	Limit	Period	Cat	TRC
UT; MJC Construction 8912 Carlton Hills Bl, Santee	33-0051	2	100800	No			100	22-Sep-09	SMR Late - written notice				
							100	22-Oct-09	SMR Late - written notice				
							100	25-Nov-09	SMR Late - written notice				
							100	07-Dec-09	SMR Incomplete				
							200	22-Sep-09	SMR Late - written notice				
							200	22-Oct-09	SMR Late - written notice				
							200	25-Nov-09	SMR Late - written notice				
							200	07-Dec-09	SMR Incomplete				
UT; Shell Oil Products 4200 Spring St, La Mesa	18-0200	2	132000	No				NA					
UT; TC Construction Inc 0000 Crown Point Dr, San Diego	04-0445	3	86400	No			100	24-Feb-09	SMR Late - written notice				
							100	16-Mar-09	SMR Incomplete				
							100	27-Apr-09	SMR Incomplete				
							100	26-May-09	SMR Incomplete				
							200	26-May-09	SMR Incomplete				
							200	21-Aug-09	SMR Late - written notice				
UT; TC Construction Inc 2931 Camino Del Rio North, San Diego	06-0593	3	532800	No			100	25-Nov-09	SMR Late - written notice				
UT; Thrifty Oil Company # 043 1092 E Washington Av, El Cajon	16-0565	2	200	No				NA					
UT; Thrifty Oil Company # 419 8787 Lake Murray Bl, San Diego	07-0171	2	28800	No				NA					

Annual SIU Compliance Status Report

01-Jan-2009 through 31-Dec-2009

SIU Name	IU#	Class	IW Disch	SNC?	[If Yes, Why]	Conn	Violation Date	Description/Parameter	Value	Limit	Period	Cat	TRC
UT; Traylor/Shea Joint Venture 12298 Alemania Rd, San Diego	03-1139	2	504000	No		100	27-May-09	Delinquent Requirement					
UT; Traylor/Shea Joint Venture 14399 Stonebridge Py, San Diego	06-0574	2	9940	No		100	28-Dec-09	Oil and grease, SGT-HEM	1780	500	DM	L	Y
						100	17-Mar-10	SMR Incomplete					
UT; USN FISC Point Loma Fuel Annex 199 Rosecrans St, San Diego	08-0008	2	47000	No		NA							
UT; West-Tech Contracting Inc 2535 McCain Rd, San Diego	08-0550	3	1440000	No		100	06-Jan-09	SMR Incomplete					
						100	02-Mar-09	SMR Incomplete					
						100	20-Apr-09	SMR Incomplete					
						100	21-Aug-09	SMR Late - written notice					
						100	22-Sep-09	SMR Incomplete					
UT; Whillock Contracting Inc 1463 E Broadway, El Cajon	16-0736	2	14400	No		100	25-Nov-09	SMR Late - written notice					
UT; World Oil Marketing Company 685 H St, Chula Vista	13-0303	2	2000	No		NA							
Unifirst Corporation 4041 Market St, San Diego	11-0398	2	22712	No		110	24-Jul-09	SMR Late - written notice					
						110	30-Sep-09	Oil and grease, Total	1000	500	DM	L	Y
						110	09-Nov-09	SMR Incomplete					
University of California San Diego 9500 Gilman Dr 0089, La Jolla	02-0112	2	162000	No		100	23-Nov-09	SMR Incomplete					
						500	20-May-09	pH-lowest value	4.8	5	DM	L	N

Annual SIU Compliance Status Report

01-Jan-2009 through 31-Dec-2009

SIU Name	IU#	Class	IW Disch	SNC?	[If Yes, Why]	Conn	Violation Date	Description/Parameter	Value	Limit	Period	Cat	TRC
Valley Metals 13125 Gregg St, Poway	20-0108	1	656	Yes	SNC2 - TRC (MO): Ag 3/5 (q1)	110	01-Feb-09	Silver, Total	1.27	.24	MO	F	Y
						110	25-Feb-09	Silver, Total	1.27	.43	DM	F	Y
						110	01-Sep-09	Silver, Total	.25	.24	MO	F	N
Veridiam Inc 1717 Cuyamaca St, El Cajon	16-0348	1	3348	No		10-Sep-09	Delinquent Requirement						
						05-Nov-09	Delinquent Permit Application						
Vision Systems Inc 1895 Gillespie Wy, El Cajon	16-0343	1	300	Yes	SNC1 - Chronic (MO): CN,A 2/3; SNC2 - TRC (MO): CN,A 1/3 (q4)	111	01-Jul-09	Cyanide, Amenable	.352	.32	MO	F	N
						111	01-Oct-09	Cyanide, Amenable	.455	.32	MO	F	Y

SIU NOV Summary for 2009

Name	FACILIT	Conn	NOV	Identified	Action	Viol_Date	Fee	Level	
A to Z Metal Finishing	03-0920	110	52129	30-JUN-08	23-APR-09	30-JUN-08	\$228	Final notice	
			55398	03-AUG-09	03-AUG-09	14-JUL-09	\$100	Initial notice	
			56316	27-OCT-09	27-OCT-09		\$0	Initial notice	
			56848	07-DEC-09	08-DEC-09	14-JUL-09	\$50	Notice only	
			*****	*****	-----	*****	*****	-----	
	count		4						
	sum					\$378			
AP Precision Metals	12-0144	110	54912	05-JUN-09	05-JUN-09		\$100	Initial notice	
			55936	10-SEP-09	11-SEP-09		\$100	Initial notice	
			56196	19-OCT-09	19-OCT-09	14-SEP-09	\$50	Notice only	
			*****	*****	-----	*****	*****	-----	
				count		3			
	sum					\$250			
Advanced Finishing	16-0539	110	53887	30-SEP-08	23-APR-09	30-SEP-08	\$228	Final notice	
	*****	*****	-----	*****	*****	-----			
	count		1						
	sum					\$228			
Allermed Laboratories Inc	05-0684	130	53917	31-DEC-08	23-APR-09	31-DEC-08	\$228	Final notice	
	*****	*****	-----	*****	*****	-----			
	count		1						
	sum					\$228			
Angelica Textile Services	11-0032	110	53244	06-JAN-09	06-JAN-09		\$50	Notice only	
			54101	24-MAR-09	24-MAR-09		\$100	Initial notice	
			54848	26-MAY-09	26-MAY-09	15-MAY-09	\$50	Notice only	
			55058	29-JUN-09	29-JUN-09		\$50	Notice only	
			55934	10-SEP-09	11-SEP-09		\$50	Notice only	
			56031	22-SEP-09	22-SEP-09		\$100	Initial notice	
			56261	22-OCT-09	22-OCT-09		\$100	Initial notice	
			56295	27-OCT-09	27-OCT-09	31-AUG-09	\$50	Notice only	
			56711	25-NOV-09	02-DEC-09		\$300	Prelim Conf	
			57176	28-DEC-09	28-DEC-09	19-NOV-09	\$50	Notice only	
			*****	*****	-----	*****	*****	-----	
	count		10						
	sum					\$900			
Aramark Uniform Services Inc	11-0067	120	55468	11-AUG-09	11-AUG-09	21-JUL-09	\$0	Initial notice	
			56712	25-NOV-09	25-NOV-09		\$100	Initial notice	
			57155	28-DEC-09	28-DEC-09		\$50	Notice only	
			*****	*****	-----	*****	*****	-----	
				count		3			
	sum					\$150			
Artes Medical	02-0518	100	53907	13-FEB-09	13-FEB-09		\$50	Notice only	
			53908	13-FEB-09	13-FEB-09		\$50	Notice only	
			*****	*****	-----	*****	*****	-----	
	count		2						
	sum					\$100			
Cantare Foods Inc	12-0212	100	55452	10-AUG-09	10-AUG-09		\$100	Initial notice	
			55453	10-AUG-09	10-AUG-09		\$100	Initial notice	
			55454	10-AUG-09	10-AUG-09		\$100	Initial notice	
			55993	21-SEP-09	21-SEP-09	03-AUG-09	\$100	Initial notice	
			56034	22-SEP-09	22-SEP-09		\$100	Initial notice	
			56035	22-SEP-09	22-SEP-09		\$100	Initial notice	
			56168	12-OCT-09	12-OCT-09	11-SEP-09	\$100	Initial notice	
			56523	16-NOV-09	16-NOV-09	13-OCT-09	\$100	Initial notice	
			56740	30-NOV-09	30-NOV-09	29-OCT-09	\$50	Notice only	
			56741	30-NOV-09	01-DEC-09		\$100	Final notice	
			*****	*****	-----	*****	*****	-----	
	count		10						
	sum					\$950			
Coca-Cola Bottling Company of San Diego	10-0018		53396	20-JAN-09	20-JAN-09	31-DEC-08	\$50	Notice only	
			55933	10-SEP-09	11-SEP-09		\$100	Initial notice	
			*****	*****	-----	*****	*****	-----	
	count		2						
	sum					\$150			
Compucraft Industries Inc	21-0252	120	53465	28-JAN-09	28-JAN-09		\$50	Notice only	
			53684	10-FEB-09	10-FEB-09	09-OCT-08	\$100	Initial notice	
					18-MAR-09	09-OCT-08	\$75	Second notice	
			54285	23-APR-09	23-APR-09		\$50	Notice only	
			54286	23-APR-09	23-APR-09		\$50	Notice only	
			54493	11-MAY-09	11-MAY-09	23-APR-09	\$100	Initial notice	
			55579	11-AUG-09	11-AUG-09	23-APR-09	\$50	Notice only	
			55942	10-SEP-09	11-SEP-09		\$100	Initial notice	
			56271	22-OCT-09	03-NOV-09		\$50	Notice only	
			56272	22-OCT-09	03-NOV-09		\$50	Notice only	
			*****	*****	-----	*****	*****	-----	
	count		10						

SIU NOV Summary for 2009

Name	FACILIT	Conn	NOV	Identified	Action	Viol_Date	Fee	Level
							\$675	
Creative Metal Industries	21-0248	110	56270	22-OCT-09	22-OCT-09		\$100	Initial notice
			56562	23-NOV-09	23-NOV-09	29-OCT-09	\$50	Notice only
	*****	*****	-----	*****	*****			
	count		2					
	sum						\$150	
Doncasters GCE Industries	13-0115		55938	10-SEP-09	11-SEP-09		\$100	Initial notice
		200	56263	22-OCT-09	22-OCT-09		\$100	Initial notice
		330	56264	22-OCT-09	22-OCT-09		\$100	Initial notice
		410	56265	22-OCT-09	22-OCT-09		\$100	Initial notice
	*****	*****	-----	*****	*****			
	count		4					
	sum						\$400	
Equality Plating Company	18-0170	110	55355	28-JUL-09	28-JUL-09	30-JUN-09	\$0	Initial notice
					19-AUG-09	30-JUN-09	\$0	Second notice
	*****	*****	-----	*****	*****			
	count		2					
	sum						\$0	
GCE Industries Inc	13-0115	200	55241	24-JUL-09	24-JUL-09		\$100	Initial notice
					18-AUG-09		\$75	Second notice
		330	55242	24-JUL-09	24-JUL-09		\$100	Initial notice
					18-AUG-09		\$75	Second notice
	*****	*****	-----	*****	*****			
	count		4					
	sum						\$350	
GKN Aerospace Chem-tronics Inc	16-0520	450	53667	10-FEB-09	10-FEB-09	16-OCT-08	\$100	Initial notice
			55729	11-AUG-09	11-AUG-09	11-JUN-09	\$100	Initial notice
		420	56530	16-NOV-09	16-NOV-09	22-OCT-09	\$100	Initial notice
		210	56891	07-DEC-09	07-DEC-09	21-JUL-09	\$50	Notice only
	*****	*****	-----	*****	*****			
	count		4					
	sum						\$350	
Garvin Industries	16-0033	110	53943	23-FEB-09	27-APR-09	30-JAN-09	\$100	Initial notice
	*****	*****	-----	*****	*****			
	count		1					
	sum						\$100	
General Dynamics NASSCO	11-0051	310	53462	28-JAN-09	28-JAN-09	21-DEC-08	\$50	Notice only
		200	53490	28-JAN-09	28-JAN-09	21-DEC-08	\$100	Initial notice
			55462	11-AUG-09	11-AUG-09	16-JUN-09	\$50	Notice only
		310	56300	27-OCT-09	28-OCT-09	14-SEP-09	\$50	Notice only
	*****	*****	-----	*****	*****			
	count		4					
	sum						\$250	
Golden State Metal Finishing	34-0070	110	52139	30-JUN-08	23-APR-09	30-JUN-08	\$228	Final notice
			56511	09-NOV-09	09-NOV-09	14-OCT-09	\$100	Initial notice
					03-DEC-09	14-OCT-09	\$75	Second notice
	*****	*****	-----	*****	*****			
	count		3					
	sum						\$403	
Hallmark Circuits Inc	20-0043	110	54022	09-MAR-09	09-MAR-09	24-FEB-09	\$0	Initial notice
			55245	24-JUL-09	24-JUL-09		\$100	Initial notice
		111	55246	24-JUL-09	24-JUL-09		\$100	Initial notice
		112	55247	24-JUL-09	24-JUL-09		\$100	Initial notice
	*****	*****	-----	*****	*****			
	count		4					
	sum						\$300	
Heinz Frozen Foods	12-0154	110	53909	13-FEB-09	13-FEB-09		\$50	Notice only
	*****	*****	-----	*****	*****			
	count		1					
	sum						\$50	
Hotel Del Coronado	14-0034	110	56301	27-OCT-09	28-OCT-09	12-OCT-09	\$50	Notice only
	*****	*****	-----	*****	*****			
	count		1					
	sum						\$50	
Hydranautics	03-0408	110	56563	23-NOV-09	23-NOV-09	09-SEP-09	\$50	Notice only
	*****	*****	-----	*****	*****			
	count		1					
	sum						\$50	
K-Tube Corporation	20-0122	120	53322	06-JAN-09	06-JAN-09	09-DEC-08	\$100	Initial notice
			53524	28-JAN-09	28-JAN-09	10-DEC-08	\$50	Initial notice
			53593	09-FEB-09	09-FEB-09	22-JAN-09	\$100	Initial notice
			53731	10-FEB-09	10-FEB-09	25-NOV-08	\$50	Notice only
			53867	10-FEB-09	10-FEB-09	10-DEC-08	\$50	Notice only
			53916	13-FEB-09	13-FEB-09	31-DEC-08	\$50	Notice only
			53921	31-DEC-08	23-APR-09	31-DEC-08	\$228	Final notice

SIU NOV Summary for 2009

Name	FACILIT	Conn	NOV	Identified	Action	Viol_Date	Fee	Level		
K-Tube Corporation	20-0122	120	54369	27-APR-09	27-APR-09	07-APR-09	\$100	Initial notice		
			54588	19-MAY-09	19-MAY-09	28-JAN-09	\$50	Notice only		
			55576	11-AUG-09	11-AUG-09	07-APR-09	\$50	Notice only		
			55815	26-AUG-09	26-AUG-09	19-JAN-09	\$100	Final notice		
			*****	*****	-----	*****	*****	-----		
	count		11							
	sum					\$928				
Koch Membrane Systems	03-0900	100	56564	23-NOV-09	23-NOV-09	02-OCT-09	\$50	Notice only		
			*****	*****	-----	*****	*****	-----		
				count		1				
	sum					\$50				
Kyocera America Inc	06-0058	131	56056	28-SEP-09	30-SEP-09	13-AUG-09	\$50	Notice only		
			56920	07-DEC-09	08-DEC-09	13-AUG-09	\$50	Notice only		
			*****	*****	-----	*****	*****	-----		
	count		2							
	sum					\$100				
Otay Mesa Energy Center LLC	36-0001	110	56304	27-OCT-09	27-OCT-09		\$50	Notice only		
			56540	16-NOV-09	16-NOV-09	20-OCT-09	\$100	Initial notice		
			*****	*****	-----	*****	*****	-----		
	count		2							
	sum					\$150				
PEP West Inc	20-0116	110	53730	10-FEB-09	10-FEB-09	25-NOV-08	\$100	Initial notice		
			53890	30-SEP-08	23-APR-09	30-SEP-08	\$228	Final notice		
			*****	*****	-----	*****	*****	-----		
	count		2							
	sum					\$328				
Pacira Pharmaceuticals Inc	02-0762	110	51797	31-MAR-08	23-APR-09	31-MAR-08	\$228	Final notice		
			*****	*****	-----	*****	*****	-----		
	count		1							
	sum					\$228				
Polese Company Inc	03-0722	110	54152	06-APR-09	06-APR-09	27-FEB-09	\$100	Initial notice		
			54597	19-MAY-09	19-MAY-09	27-FEB-09	\$50	Notice only		
			*****	*****	-----	*****	*****	-----		
	count		2							
	sum					\$150				
Premier Metal Processing Inc	16-0262	120	54283	23-APR-09	23-APR-09		\$50	Notice only		
			*****	*****	-----	*****	*****	-----		
	count		1							
	sum					\$50				
ProtoQwik	03-0665	110	53455	22-JAN-09	22-JAN-09		\$100	Initial notice		
			54278	23-APR-09	23-APR-09		\$0	Initial notice		
			*****	*****	-----	*****	*****	-----		
	count		2							
	sum					\$100				
Quantum Design Inc	02-0485	110	56195	19-OCT-09	20-OCT-09	10-SEP-09	\$50	Notice only		
			*****	*****	-----	*****	*****	-----		
	count		1							
	sum					\$50				
RJ Donovan Correctional Facility	12-0038	100	53927	31-DEC-08	23-APR-09		\$228	Final notice		
			56565	23-NOV-09	23-NOV-09	14-OCT-09	\$50	Notice only		
			*****	*****	-----	*****	*****	-----		
	count		2							
	sum					\$278				
Rohr Inc dba Goodrich Aerostructures	13-0161	250	56495	09-NOV-09	09-NOV-09	20-OCT-09	\$100	Initial notice		
			*****	*****	-----	*****	*****	-----		
	count		1							
	sum					\$100				
Solar Turbines Inc	09-0023	540	53558	09-FEB-09	09-FEB-09		\$50	Notice only		
			550	53559	09-FEB-09	09-FEB-09		\$50	Notice only	
			54621	19-MAY-09	19-MAY-09	11-FEB-09	\$100	Initial notice		
			*****	*****	-----	*****	*****	-----		
	count		3							
	sum					\$200				
Southern California Plating Company Inc	11-0024	110	54979	22-JUN-09	22-JUN-09	05-MAY-09	\$50	Notice only		
			55537	11-AUG-09	11-AUG-09	09-APR-09	\$100	Initial notice		
			*****	*****	-----	*****	*****	-----		
	count		3							
	sum					\$75				
Spec-Built Systems Inc	12-0202	110	53315	06-JAN-09	06-JAN-09	01-DEC-08	\$100	Initial notice		
			53820	27-FEB-09	02-MAR-09	01-DEC-08	\$50	Notice only		
			*****	*****	-----	*****	*****	-----		

SIU NOV Summary for 2009

Name	FACILIT	Conn	NOV	Identified	Action	Viol_Date	Fee	Level	
Spec-Built Systems Inc	12-0202	110	54275	31-DEC-08	23-APR-09	31-DEC-08	\$228	Final notice	
			55548	11-AUG-09	11-AUG-09	02-APR-09	\$100	Initial notice	
			55937	10-SEP-09	11-SEP-09		\$50	Notice only	
			*****	*****	-----	*****	*****	-----	
	count		5						
	sum					\$528			
TTM Printed Circuit Group Inc	05-0997	220	56299	27-OCT-09	27-OCT-09	09-JUL-09	\$50	Notice only	
			*****	*****	-----	*****	*****	-----	
			count		1				
			sum					\$50	
The Argen Corporation	02-0582	110	56257	22-OCT-09	22-OCT-09		\$100	Initial notice	
			*****	*****	-----	*****	*****	-----	
			count		1				
			sum					\$100	
Triumph Fabrications - San Diego	16-0529		55940	10-SEP-09	11-SEP-09		\$50	Notice only	
			110	56266	22-OCT-09	22-OCT-09		\$100	Initial notice
			150	56267	22-OCT-09	22-OCT-09		\$100	Initial notice
			160	56268	22-OCT-09	22-OCT-09		\$100	Initial notice
			170	56269	22-OCT-09	22-OCT-09		\$100	Initial notice
			110	56817	07-DEC-09	07-DEC-09	17-SEP-09	\$50	Notice only
			*****	*****	-----	*****	*****	-----	
			count		6				
			sum					\$500	
			USN;NAVFAC Southwest Metal Finishing Shop	08-0356	110	53461	28-JAN-09	29-JAN-09	31-DEC-08
*****	*****	-----				*****	*****	-----	
count		1							
sum								\$100	
USN;Naval Air Station North Island	08-0018	140	51803	31-MAR-08	23-APR-09	31-MAR-08	\$228	Final notice	
			150	54068	23-MAR-09	23-MAR-09	27-FEB-09	\$100	Initial notice
			54612	19-MAY-09	19-MAY-09	27-FEB-09	\$50	Notice only	
			*****	*****	-----	*****	*****	-----	
	count		3						
	sum					\$378			
UT; Chevron Environmental Management Company	13-0447	100	56081	28-SEP-09	28-SEP-09	31-AUG-09	\$100	Initial notice	
			*****	*****	-----	*****	*****	-----	
			count		1				
			sum					\$100	
UT; City of San Diego - General Services Dept	11-0534	110	52516	21-OCT-08	02-JUL-09		\$75	Second notice	
			*****	*****	-----	*****	*****	-----	
			count		1				
			sum					\$75	
UT; Ledcor Construction Inc	16-0737	100	56302	27-OCT-09	27-OCT-09	30-SEP-09	\$100	Initial notice	
			56742	30-NOV-09	30-NOV-09	31-OCT-09	\$100	Initial notice	
			*****	*****	-----	*****	*****	-----	
			count		2				
	sum					\$200			
UT; MJC Construction	33-0051		56038	22-SEP-09	22-SEP-09		\$100	Initial notice	
			200	56039	22-SEP-09	22-SEP-09		\$100	Initial notice
			100	56279	22-OCT-09	22-OCT-09		\$100	Initial notice
			200	56280	22-OCT-09	22-OCT-09	02-DEC-09	\$75	Second notice
			200	56280	22-OCT-09	22-OCT-09	02-DEC-09	\$100	Initial notice
			100	56731	25-NOV-09	25-NOV-09	02-DEC-09	\$75	Second notice
			200	56731	25-NOV-09	25-NOV-09		\$300	Prelim Conf
			200	56732	25-NOV-09	25-NOV-09		\$100	Initial notice
			100	56815	07-DEC-09	15-DEC-09	15-SEP-09	\$50	Notice only
			200	56816	07-DEC-09	07-DEC-09		\$50	Notice only
*****	*****	-----	*****	*****	-----				
	count		10						
	sum					\$1,050			
UT; TC Construction Inc	04-0445	100	53954	24-FEB-09	24-FEB-09		\$100	Initial notice	
			54023	16-MAR-09	16-MAR-09		\$100	Initial notice	
			54290	27-APR-09	27-APR-09		\$50	Notice only	
			200	54846	26-MAY-09	27-MAY-09	30-APR-09	\$100	Initial notice
			100	54847	26-MAY-09	27-MAY-09	14-MAY-09	\$100	Initial notice
			200	55800	21-AUG-09	21-AUG-09		\$50	Notice only
			*****	*****	-----	*****	*****	-----	
			count		6				

SIU NOV Summary for 2009

Name	FACILIT	Conn	NOV	Identified	Action	Viol_Date	Fee	Level
-----							\$500	
UT; TC Construction Inc	06-0593	100	56691	25-NOV-09	25-NOV-09		\$100	Initial notice

	count		1					
sum							\$100	
UT; Traylor/Shea Joint Venture	03-1139	100	54896	27-MAY-09	27-MAY-09		\$100	Initial notice

	count					13-AUG-09	\$75	Second notice

	count		2					
sum							\$175	
	06-0574	100	53304	06-JAN-09	06-JAN-09	30-NOV-08	\$100	Initial notice

	count					12-FEB-09	\$75	Second notice

	count		2					
sum							\$175	
UT; West-Tech Contracting Inc	08-0550	100	55802	21-AUG-09	21-AUG-09		\$50	Notice only

	count					01-JUL-09	\$100	Final notice

	count					20-JUL-09	\$100	Final notice

	count		3					
sum							\$250	
UT; Whillock Contracting Inc	16-0736	100	56720	25-NOV-09	25-NOV-09		\$100	Initial notice

	count		1					
sum							\$100	
Unifirst Corporation	11-0398	110	55240	24-JUL-09	24-JUL-09		\$50	Notice only

	count					01-OCT-09	\$100	Initial notice

	count						\$50	Notice only

	count		3					
sum							\$200	
University of California San Diego	02-0112	100	53449	22-JAN-09	22-JAN-09		\$0	Notice only

	count					05-SEP-09	\$50	Notice only

	count		2					
sum							\$50	
Valley Metals	20-0108	110	53678	10-FEB-09	10-FEB-09	23-OCT-08	\$50	Notice only

	count					25-NOV-08	\$100	Initial notice

	count					31-DEC-08	\$228	Final notice

	count					25-FEB-09	\$300	Prelim Conf

	count					25-FEB-09	\$50	Notice only

	count					22-SEP-09	\$50	Notice only

	count		6					
sum							\$778	
Veridiam Inc	16-0348		55939	10-SEP-09	11-SEP-09		\$100	Initial notice

	count					06-NOV-09	\$100	Initial notice

	count		2					
sum							\$200	
Vision Systems Inc	16-0343	110	52134	30-JUN-08	23-APR-09	30-JUN-08	\$228	Final notice

	count					30-JUL-09	\$50	Notice only

	count		2					
sum							\$278	

	count		172					
sum							\$15,286	

172 rows selected.

NonSIU NOV Summary for 2009

Name	FACILIT	Conn	NOV	Identified	Action	Viol_Date	Fee	Level
Action Cleaning Corporation	25-0196	100	54395	04-MAY-09	04-MAY-09	25-MAR-09	\$50	Notice only
	*****	*****	-----	*****	*****	-----		
	count		1					
	sum						\$50	
Aqua Aire USA	11-0447		55935	10-SEP-09	11-SEP-09		\$100	Initial notice
	*****	*****	-----	*****	*****	-----		
	count		1					
	sum						\$100	
Ballast Point Brewing	03-1176	110	56296	27-OCT-09	27-OCT-09		\$50	Notice only
	*****	*****	-----	*****	*****	-----		
	count		1					
	sum						\$50	
Budget Rent-A-Car	08-0492	110	54459	07-MAY-09	07-MAY-09		\$100	Initial notice
			54460	07-MAY-09	07-MAY-09		\$100	Initial notice
	*****	*****	-----	*****	*****	-----		
	count		2					
	sum						\$200	
California Dept of Forestry L a Cima Fire Center	25-0184	100	56635	24-NOV-09	24-NOV-09		\$100	Final notice
	*****	*****	-----	*****	*****	-----		
	count		1					
	sum						\$100	
Chesapeake Fish Company	11-0251	110	54828	21-MAY-09	21-MAY-09		\$100	Initial notice
			210	54829	21-MAY-09	21-MAY-09	\$100	Initial notice
	*****	*****	-----	*****	*****	-----		
	count		2					
	sum						\$200	
Clairemont Car Wash	05-0036	110	56478	09-NOV-09	09-NOV-09	02-NOV-09	\$50	Notice only
	*****	*****	-----	*****	*****	-----		
	count		1					
	sum						\$50	
County of San Diego DPW Julia n WWTP	25-0325	100	53329	06-JAN-09	06-JAN-09		\$50	Notice only
	*****	*****	-----	*****	*****	-----		
	count		1					
	sum						\$50	
Elmer Sweetwood & Sons Inc	16-0281	100	53243	26-DEC-08	05-JAN-09		\$100	Initial notice
					12-FEB-09		\$75	Second notice
	*****	*****	-----	*****	*****	-----		
	count		2					
	sum						\$175	
Environmental Services of San Diego	25-0191	100	52631	27-OCT-08	20-JAN-09	26-SEP-08	\$0	Final notice
			53009	10-NOV-08	20-JAN-09	11-OCT-08	\$100	Final notice
			53057	24-NOV-08	20-JAN-09	08-OCT-08	\$0	Final notice
			53295	06-JAN-09	06-JAN-09	15-NOV-08	\$100	Initial notice
					02-FEB-09	15-NOV-08	\$75	Second notice
			53392	12-JAN-09	12-JAN-09	11-DEC-08	\$100	Initial notice
					02-FEB-09	11-DEC-08	\$300	Prelim Conf
			53910	13-FEB-09	13-FEB-09	22-JAN-09	\$50	Notice only
			56036	22-SEP-09	22-SEP-09		\$100	Initial notice
			56156	12-OCT-09	12-OCT-09		\$50	Notice only
	*****	*****	-----	*****	*****	-----		
	count		10					
	sum						\$875	
Gas Recovery Systems LLC - Sa n Marcos	25-0343	100	56276	22-OCT-09	22-OCT-09		\$50	Notice only
			56513	09-NOV-09	09-NOV-09	30-SEP-09	\$50	Notice only
			56819	07-DEC-09	08-DEC-09	22-OCT-09	\$50	Notice only
	*****	*****	-----	*****	*****	-----		
	count		3					
	sum						\$150	
Gas Recovery Systems LLC - Sy camore	25-0344	100	56512	09-NOV-09	09-NOV-09	30-SEP-09	\$50	Notice only
			57095	07-DEC-09	16-DEC-09	23-OCT-09	\$50	Notice only
	*****	*****	-----	*****	*****	-----		
	count		2					
	sum						\$100	
General Atomics	02-0059	100	54897	01-JUN-09	01-JUN-09		\$50	Notice only
			300	54898	01-JUN-09	01-JUN-09	\$50	Notice only
	*****	*****	-----	*****	*****	-----		
	count		2					

NonSIU NOV Summary for 2009

Name	FACILIT	Conn	NOV	Identified	Action	Viol_Date	Fee	Level
KC Equipment Inc	25-0300	100	54288	23-APR-09	23-APR-09		\$100	Initial notice
	*****	*****	-----	*****	*****			
	count		1					
	sum						\$100	
Lockheed Martin Marine Systems	06-0563		56375	29-OCT-09	29-OCT-09		\$100	Initial notice
	*****	*****	-----	*****	*****			
	count		1					
	sum						\$100	
MM San Diego LLC - Miramar	05-0809	110	56298	27-OCT-09	27-OCT-09	21-SEP-09	\$50	Notice only
			56818	07-DEC-09	07-DEC-09	29-OCT-09	\$50	Notice only
			57156	28-DEC-09	28-DEC-09	12-NOV-09	\$50	Notice only
	*****	*****	-----	*****	*****			
	count		3					
	sum						\$150	
MMC Chula Vista LLC	13-0298	100	55059	29-JUN-09	29-JUN-09		\$50	Notice only
	*****	*****	-----	*****	*****			
	count		1					
	sum						\$50	
Moody's Lunch Service Inc	11-0147	150	54871	26-MAY-09	26-MAY-09	29-APR-09	\$100	Initial notice
	*****	*****	-----	*****	*****			
	count		1					
	sum						\$100	
Mossy Nissan National City	19-0115	120	56142	05-OCT-09	05-OCT-09	25-SEP-09	\$0	Initial notice
	*****	*****	-----	*****	*****			
	count		1					
	sum						\$0	
Olivenhain Municipal Water District	25-0187	100	53328	06-JAN-09	06-JAN-09		\$50	Notice only
			56766	30-NOV-09	30-NOV-09	19-OCT-09	\$100	Initial notice
	*****	*****	-----	*****	*****			
	count		2					
	sum						\$150	
Otay Landfill Inc	25-0105	100	56567	23-NOV-09	03-DEC-09		\$100	Initial notice
	*****	*****	-----	*****	*****			
	count		1					
	sum						\$100	
Pacific Recovery Corporation	25-0049	100	54948	08-JUN-09	08-JUN-09	17-APR-09	\$100	Initial notice
			55142	13-JUL-09	13-JUL-09	22-MAY-09	\$100	Initial notice
	*****	*****	-----	*****	*****			
	count		2					
	sum						\$200	
Pauma Valley CSD	25-0311	100	54289	23-APR-09	23-APR-09		\$100	Initial notice
			57178	28-DEC-09	28-DEC-09	30-NOV-09	\$50	Notice only
	*****	*****	-----	*****	*****			
	count		2					
	sum						\$150	
Pepper Oil Company Inc	19-0032		55941	10-SEP-09	11-SEP-09		\$0	Notice only
	*****	*****	-----	*****	*****			
	count		1					
	sum						\$0	
Ramona MWD San Vicente WWTP	25-0133	100	54287	23-APR-09	23-APR-09		\$100	Initial notice
	*****	*****	-----	*****	*****			
	count		1					
	sum						\$100	
Regenemed	02-1025		53557	03-FEB-09	04-FEB-09		\$100	Initial notice
	*****	*****	-----	*****	*****			
	count		1					
	sum						\$100	
Salk Institute for Biological Studies	02-0033	100	55008	24-JUN-09	24-JUN-09		\$50	Notice only
		200	55009	24-JUN-09	24-JUN-09		\$50	Notice only
		100	55235	24-JUL-09	24-JUL-09		\$100	Initial notice
					18-AUG-09		\$75	Second notice
		200	55236	24-JUL-09	24-JUL-09		\$100	Initial notice
					18-AUG-09		\$75	Second notice
		100	55795	21-AUG-09	21-AUG-09		\$50	Notice only
		200	55796	21-AUG-09	21-AUG-09		\$50	Notice only
			55879	01-SEP-09	01-SEP-09	05-AUG-09	\$100	Initial notice
					20-NOV-09	05-AUG-09	\$75	Second notice
		100	56255	22-OCT-09	22-OCT-09		\$100	Initial notice
		200	56256	22-OCT-09	22-OCT-09		\$100	Initial notice
		100	56736	30-NOV-09	01-DEC-09		\$100	Initial notice

NonSIU NOV Summary for 2009

Name	FACILIT	Conn	NOV	Identified	Action	Viol_Date	Fee	Level
Salk Institute for Biological Studies	02-0033	200	56737	30-NOV-09	01-DEC-09		\$100	Initial notice
	*****	*****	-----	*****	*****		-----	
	count		14					
	sum						\$1,125	
San Diego Transit Corporation	11-0086	100	54977	22-JUN-09	22-JUN-09		\$50	Notice only
		200	54978	22-JUN-09	22-JUN-09		\$50	Notice only
		100	56032	22-SEP-09	22-SEP-09		\$100	Initial notice
		200	56033	22-SEP-09	22-SEP-09		\$100	Initial notice
		100	56155	12-OCT-09	12-OCT-09		\$50	Notice only
		200	56185	12-OCT-09	12-OCT-09		\$50	Notice only
	*****	*****	-----	*****	*****		-----	
	count		6					
	sum						\$400	
Santa Ysabel Resort & Casino	25-0277	100	55249	24-JUL-09	24-JUL-09		\$100	Initial notice
			55768	17-AUG-09	17-AUG-09		\$50	Notice only
	*****	*****	-----	*****	*****		-----	
	count		2					
	sum						\$150	
Shelter Island Boatyard	08-0247	110	56738	30-NOV-09	30-NOV-09	14-OCT-09	\$50	Notice only
		210	56739	30-NOV-09	30-NOV-09	14-OCT-09	\$50	Notice only
	*****	*****	-----	*****	*****		-----	
	count		2					
	sum						\$100	
Southwest Marine Inc	11-0217	798	55033	24-JUN-09	24-JUN-09		\$50	Notice only
		799	55034	24-JUN-09	24-JUN-09		\$50	Notice only
	*****	*****	-----	*****	*****		-----	
	count		2					
	sum						\$100	
Stone Brewing Company	25-0287	100	54000	03-MAR-09	25-MAR-09		\$100	Final notice
			54951	09-JUN-09	10-JUN-09	15-MAY-09	\$100	Final notice
	*****	*****	-----	*****	*****		-----	
	count		2					
	sum						\$200	
Sturgeon & Son Inc for Kinder Morgan	25-0338	100	56037	22-SEP-09	22-SEP-09		\$100	Initial notice
			56275	22-OCT-09	09-NOV-09		\$75	Second notice
			57245	29-DEC-09	22-OCT-09		\$100	Initial notice
							\$100	Initial notice
	*****	*****	-----	*****	*****		-----	
	count		4					
	sum						\$375	
Toray Membranes USA Inc	20-0033	110	53592	09-FEB-09	09-FEB-09	22-JAN-09	\$100	Initial notice
			54515	19-MAY-09	19-MAY-09		\$50	Notice only
	*****	*****	-----	*****	*****		-----	
	count		2					
	sum						\$150	
US Navy SERE Camp	25-0265	100	53448	20-JAN-09	20-JAN-09		\$50	Notice only
	*****	*****	-----	*****	*****		-----	
	count		1					
	sum						\$50	
USN;Marine Corps Recruit Depot	08-0016	100	53459	28-JAN-09	28-JAN-09		\$50	Notice only
		300	53460	28-JAN-09	28-JAN-09		\$50	Notice only
	*****	*****	-----	*****	*****		-----	
	count		2					
	sum						\$100	
UT; Arrieta Construction Inc	16-0715	100	54284	23-APR-09	23-APR-09		\$100	Initial notice
			55968	21-SEP-09	21-SEP-09		\$100	Final notice
	*****	*****	-----	*****	*****		-----	
	count		2					
	sum						\$200	
UT; Blue Horizons - SeaWorld San Diego	04-0451	100	56681	25-NOV-09	25-NOV-09		\$100	Initial notice
			57179	28-DEC-09	28-DEC-09	30-NOV-09	\$100	Final notice
	*****	*****	-----	*****	*****		-----	
	count		2					
	sum						\$200	
UT; CalClean Inc	21-0306	100	56273	22-OCT-09	22-OCT-09		\$100	Initial notice
	*****	*****	-----	*****	*****		-----	
	count		1					
	sum						\$100	
UT; ConocoPhillips 76 Station	20-0228	100	55252	28-JUL-09	28-JUL-09	30-JUN-09	\$100	Initial notice

NonSIU NOV Summary for 2009

Name	FACILIT	Conn	NOV	Identified	Action	Viol_Date	Fee	Level
# 2971								
	*****	*****	-----	*****	*****			
	count			1				
	sum						\$100	
UT; H K Sweetwater Partnershi P	19-0348	100	55777	17-AUG-09	17-AUG-09		\$0	Initial notice
	*****	*****	-----	*****	*****			
	count			1				
	sum						\$0	
UT; Merlone Geier Partners LP	11-0517	100	53463	28-JAN-09	28-JAN-09	31-DEC-08	\$50	Notice only
	*****	*****	-----	*****	*****			
	count			1				
	sum						\$50	
UT; Moller Investment Group I nc	22-0074	100	53962	02-MAR-09	02-MAR-09		\$0	Initial notice
			55835	01-SEP-09	01-SEP-09	31-JUL-09	\$0	Initial notice
							\$0	Notice only
	*****	*****	-----	*****	*****			
	count			3				
	sum						\$0	
UT; Orion Construction Corp	05-1145	100	56735	30-NOV-09	30-NOV-09	04-NOV-09	\$50	Notice only
			57175	28-DEC-09	28-DEC-09	01-DEC-09	\$50	Notice only
	*****	*****	-----	*****	*****			
	count			2				
	sum						\$100	
UT; PW Environmental	16-0715	100	53464	28-JAN-09	29-JAN-09		\$100	Initial notice
	*****	*****	-----	*****	*****			
	count			1				
	sum						\$100	
UT; Premier Inc	08-0556	100	54100	24-MAR-09	24-MAR-09		\$100	Initial notice
					23-APR-09		\$75	Second notice
			54280	23-APR-09	23-APR-09		\$100	Initial notice
	*****	*****	-----	*****	*****			
	count			3				
	sum						\$275	
UT; St Vincent De Paul Villag e	11-0241	110	54282	23-APR-09	23-APR-09		\$100	Initial notice
			55250	28-JUL-09	28-JUL-09		\$50	Notice only
			55875	01-SEP-09	01-SEP-09		\$50	Notice only
			56043	28-SEP-09	28-SEP-09		\$50	Notice only
	*****	*****	-----	*****	*****			
	count			4				
	sum						\$250	
UT; The Hatch Group	04-0441	100	56042	28-SEP-09	29-SEP-09	31-AUG-09	\$100	Final notice
	*****	*****	-----	*****	*****			
	count			1				
	sum						\$100	
UT; Thrifty Oil Company # 042	16-0632	100	53341	12-JAN-09	12-JAN-09	26-NOV-08	\$100	Initial notice
	*****	*****	-----	*****	*****			
	count			1				
	sum						\$100	
UT; Thrifty Oil Company # 098	16-0725	100	53458	22-JAN-09	22-JAN-09		\$100	Initial notice
	*****	*****	-----	*****	*****			
	count			1				
	sum						\$100	
UT; Thrifty Oil Company # 106	21-0303	100	55248	24-JUL-09	24-JUL-09		\$0	Initial notice
			55456	11-AUG-09	16-AUG-09		\$50	Notice only
	*****	*****	-----	*****	*****			
	count			2				
	sum						\$50	
UT; Thrifty Oil Company # 121	18-0195	100	55251	28-JUL-09	28-JUL-09		\$0	Notice only
	*****	*****	-----	*****	*****			
	count			1				
	sum						\$0	
UT; University Square Arnett Construction Project	10-0532	100	53330	06-JAN-09	07-JAN-09	30-NOV-08	\$100	Initial notice
			53457	22-JAN-09	22-JAN-09		\$100	Initial notice
	*****	*****	-----	*****	*****			
	count			2				
	sum						\$200	
UT; Valero California Retail Company	34-0081	100	56623	23-NOV-09	23-NOV-09	31-OCT-09	\$100	Initial notice

NonSIU NOV Summary for 2009

Name	FACILIT	Conn	NOV	Identified	Action	Viol_Date	Fee	Level

	*****	*****	-----	*****	*****		-----	
	count		1					
	sum						\$100	
UT; West-Tech Contracting Inc	08-0550	100	53296	06-JAN-09	06-JAN-09	30-NOV-08	\$50	Notice only
			53959	02-MAR-09	02-MAR-09		\$50	Notice only
			54259	20-APR-09	20-APR-09	25-FEB-09	\$50	Notice only
	*****	*****	-----	*****	*****		-----	
	count		3					
	sum						\$150	
United States Postal Service	03-0712	100	56395	03-NOV-09	03-NOV-09		\$50	Notice only
			56396	03-NOV-09	03-NOV-09		\$50	Notice only
	*****	*****	-----	*****	*****		-----	
	count		2					
	sum						\$100	
Zoological Society of San Diego	09-0048	100	53960	02-MAR-09	02-MAR-09		\$50	Notice only
		200	53961	02-MAR-09	02-MAR-09		\$50	Notice only
	*****	*****	-----	*****	*****		-----	
	count		2					
	sum						\$100	
*****			-----				-----	
count			121					
sum							\$8,625	

121 rows selected.

Sampling at SIUs Discharging to Treatment Plant 1 between 01-Jan-09 and 31-Dec-09

Report run on: February 16, 2010 2:54 PM

Page 1

Facility	Pmt	Name	Conn	Principle Process	Pmt Include	Parmcode	City Samples	Self Samples					
02-0112	03-B	University of California San Diego	100	Overview - Muir & Revelle Colleges	L	COD	4	4					
						CONDUCT-COMP	4						
						COPPER	4	4					
						FLASH	4						
						FLOW		12					
						PH	4	4					
						PH HIGHEST	4						
						PH LOWEST	4						
						SILVER CERT		2					
						SOLVENT CERT		2					
						TSS	4	4					
						120	Zero Discharge Metal Finishing	L	ZERODISCHRG CERT		2		
			200	Overview - Med School	L	COD	4	4					
						CONDUCT-COMP	4						
						COPPER	4	4					
						FLASH	4						
						FLOW		12					
						PH	4	4					
						PH HIGHEST	4						
						PH LOWEST	4						
						SILVER CERT		2					
						SOLVENT CERT		2					
						TSS	4	4					
						300	Overview - North Campus	L	COD	4	4		
											CONDUCT-COMP	4	
											COPPER	4	4
											FLASH	4	
											FLOW		12
PH	4	4											
PH HIGHEST	4												
PH LOWEST	4												
SILVER CERT		2											
SOLVENT CERT		2											
TSS	4	4											
400	Overview - East Campus	L	COD	4	4								
					CONDUCT-COMP						4		
					COPPER	4	4						
					FLASH	4							
					FLOW		12						
					PH	4	4						

Sampling at SIUs Discharging to Treatment Plant 1
between 01-Jan-09 and 31-Dec-09

Report run on: February 16, 2010 2:54 PM

Page 2

Facility	Pmt	Name	Conn	Principle Process	Pmt Include	Parmcode	City Samples	Self Samples	
02-0112	03-B	University of California San Diego	400			PH HIGHEST	4		
						PH LOWEST	4		
						SILVER CERT		2	
						SOLVENT CERT		2	
	500		Stein Clinical Sciences			L	TSS	4	4
							COD	4	4
							CONDUCT-COMP	4	
							COPPER	4	4
							FLASH	4	
							FLOW		12
							PH	4	4
							PH HIGHEST	4	
							PH LOWEST	4	
							SILVER CERT		2
SOLVENT CERT		2							
TSS	4	4							
02-0332	04-A	Pall Filtration & Separations Group Inc	100	Sewer Lateral	L				
			110	Membrane Mfg	L	FLASH			
02-0485	02-A	Quantum Design Inc	110	Cleaning/Etching	F	PH	4	6	
						CADMIUM	4	4	
						CHROMIUM	4	4	
						COPPER	4	4	
						CYANIDE(T)	4	4	
						FLOW		4	
						LEAD	4	4	
						NICKEL	4	4	
						PH	4	3	
						SILVER	4	4	
						TTO CERT		4	
						TTO(413+433)-P	1		
						ZINC	4	4	
						ZERODISCHRG CERT		4	
02-0505	03-B	Curtis Technology Inc	120	Zero discharge plating	L				
			100	Chem Milling	F	CADMIUM	4	4	
						CHROMIUM	4	4	
						COD	2	3	
						COPPER	4	4	
						CYANIDE(T)	4	4	
						FLOW		4	
						LEAD	4	4	
						NICKEL	4	4	

Sampling at SIUs Discharging to Treatment Plant 1
between 01-Jan-09 and 31-Dec-09

Report run on: February 16, 2010 2:54 PM

Page 3

Facility	Pmt	Name	Conn	Principle Process	Pmt Include	Parmcode	City Samples	Self Samples
02-0505	03-B	Curtis Technology Inc	100			PH	4	4
						PH HIGHEST	2	
						PH LOWEST	2	
						SILVER	4	4
						TSS	2	3
						TTO CERT		4
						TTO(413+433)-P	1	
						ZINC	4	4
02-0518	03-B	Suneva Medical Inc	100	Sewer Lateral	L	BIOHAZARD CERT		2
						SOLVENT CERT		2
			110	Pharmaceutical Manufacturing	F	ACETONE:P-O	1	2
						ANNUAL SCAN CERT		3
						ETHYL ACET:P-O	1	2
						FLOW		3
						ISOP ACETATE:P-O	1	2
						METHYLE CL:P-O	1	2
						N-AMYL ACET:P-O	1	2
						PH	1	2
02-0582	04-A	The Argen Corporation	110	Precious Metal Forming	F	CADMIUM	4	24
						COD	4	24
						CONDUCT-COMP	4	
						COPPER	4	24
						CYANIDE(T)	4	24
						FLOW		2
						PRODUCTION RPT		2
						SILVER	4	24
						TSS	4	24
						02-0761	03-A	Pacira Pharmaceuticals Inc
ANNUAL SCAN CERT		3						
ETHYL ACET:P-O	1	3						
FLOW		3						
ISOP ACETATE:P-O	1	3						
METHYLE CL:P-O	1	3						
N-AMYL ACET:P-O	1	3						
PH	1	3						
02-0762	03-A	Pacira Pharmaceuticals Inc	110	Pharmaceutical mfg	F	ACETONE:P-O	1	4
						ANNUAL SCAN CERT		4
						ETHYL ACET:P-O	1	4
						FLOW		4
						ISOP ACETATE:P-O	1	4

Sampling at SIUs Discharging to Treatment Plant 1
between 01-Jan-09 and 31-Dec-09

Report run on: February 16, 2010 2:54 PM

Page 4

Facility	Pmt	Name	Conn	Principle Process	Pmt Include	Parmcode	City Samples	Self Samples
02-0762	03-A	Pacira Pharmaceuticals Inc	110			METHYLE CL:P-O	1	4
						N-AMYL ACET:P-O	1	4
						PH	1	4
						PH HIGHEST		
03-0115	04-A	ATK Space Systems	100	Zero Disch Cert for Core MF ops	L	ZERODISCHRG CERT		2
						200 Solvent Certification	L	2
						410 Abrasive Jet Machining	F	4
						CADMIUM	3	4
						CHROMIUM	3	4
						COPPER	3	4
						CYANIDE(T)	3	4
						FLOW		4
						LEAD	3	4
						NICKEL	3	4
						SILVER	3	4
						TTO CERT		4
						TTO(413+433)-P	1	
03-0408	03-A	Hydranautics	110	RO Membrane Casting	L	ZINC	3	4
						COD	4	6
						CONDUCT-COMP	4	
						FLOW		12
						PH	4	6
						PH HIGHEST	3	
						PH LOWEST	3	
						SOLVENT CERT		2
						TSS	4	6
03-0717	05-A	Action Powder Coating LLC	110	Coating / cleaning	F	CADMIUM	4	4
						CHROMIUM	4	4
						COPPER	4	4
						CYANIDE(T)	4	4
						LEAD	4	4
						NICKEL	4	4
						PH	4	4
						PH HIGHEST	3	
						PH LOWEST	3	
						SILVER	4	4
						TTO(413+433)-P	1	
						ZINC	4	4
						03-0722	04-B	Polese Company Inc
CHROMIUM	7	4						

Sampling at SIUs Discharging to Treatment Plant 1
between 01-Jan-09 and 31-Dec-09

Report run on: February 16, 2010 2:54 PM

Page 5

Facility	Pmt	Name	Conn	Principle Process	Pmt Include	Parmcode	City Samples	Self Samples	
03-0722	04-B	Polese Company Inc				COD	4	4	
						CONDUCT	7		
						COPPER	7	4	
						CYANIDE(T)	7	4	
						FLOW		4	
						FLUORIDE	7	4	
						LEAD	7	4	
						MOLYBDENUM	7	4	
						NICKEL	7	4	
						PRODUCTION RPT		4	
						SILVER	7	4	
						TSS	4	4	
						TTO CERT		4	
						TTO(413+433)-P	1		
03-0900	03-C	Koch Membrane Systems				ZINC	7	4	
						ZERODISCHRG CERT		4	
						FLOW		18	
						PH	5	10	
						PH HIGHEST	4		
						PH LOWEST	4		
						SOLVENT CERT		6	
						820 Downstream manhole 116	N		
						830 Upstream manhole 115	N		
						100 Sewer Lateral	L		
03-0920	03-B	A to Z Metal Finishing				CADMIUM	4	4	
						CHROMIUM	4	4	
						COPPER	4	4	
						FLOW		4	
						LEAD	4	4	
						NICKEL	4	4	
						PH	3	2	
						SILVER	4	4	
						TTO CERT		4	
						TTO(413+433)-P	1		
						ZINC	4	4	
						111 Gold Chem Film	F		
						CYANIDE(A)	4	4	
						FLOW		4	
03-1017	01-A	Anocote Metal Finishing				CADMIUM	4	4	
						CHROMIUM	4	4	
						COPPER	4	4	
						CYANIDE(T)	4	4	
						110 Metal finishing rinses	F		

Sampling at SIUs Discharging to Treatment Plant 1
between 01-Jan-09 and 31-Dec-09

Report run on: February 16, 2010 2:54 PM

Page 6

Facility	Pmt	Name	Conn	Principle Process	Pmt Include	Parmcode	City Samples	Self Samples
03-1017	01-A	Anocote Metal Finishing	110			FLOW		4
						LEAD		4
						NICKEL		4
						PH		4
						SILVER		4
						TTO CERT		4
						TTO(413+433)-P		1
03-1139	03-A	UT; Traylor/Shea Joint Venture	100	Construction Dewatering	L	ZINC	4	4
						FLASH	3	11
						FLOW RATE MAX		11
						FLOW RATE MIN		11
						FLOW TOTIMPORTED		12
						FLOWMETER READ 1		12
						FLOWMETER READ 2		12
						PETROLEUM HC	3	11
						TPH		
						05-0684	04-A	Allermed Laboratories Inc
ANNUAL SCAN CERT		4						
ETHYL ACET:P-O	2	1						
ISOP ACETATE:P-O	2	1						
METHYLE CL:P-O	2	1						
140	Glassware Washing/Extraction Area	F	N-AMYL ACET:P-O	2	1			
			ACETONE:P-O	1	4			
			ANNUAL SCAN CERT		4			
			ETHYL ACET:P-O	1	1			
			ISOP ACETATE:P-O	1	1			
150	Media Prep/Tube Washing	F	METHYLE CL:P-O	1	1			
			N-AMYL ACET:P-O	1	1			
			ACETONE:P-O	1	4			
			ANNUAL SCAN CERT		4			
			ETHYL ACET:P-O	1	1			
05-0985	03-A	Pacific Gas Turbine Center	110	Metal Finishing	F	ISOP ACETATE:P-O	1	1
						METHYLE CL:P-O	1	1
						N-AMYL ACET:P-O	1	1
						CADMIUM	2	
						CHROMIUM	2	
						COPPER	2	
						CYANIDE(T)		
LEAD	2							
NICKEL	2							

Sampling at SIUs Discharging to Treatment Plant 1
between 01-Jan-09 and 31-Dec-09

Report run on: February 16, 2010 2:54 PM

Page 7

Facility	Pmt	Name	Conn	Principle Process	Pmt Include	Parmcode	City Samples	Self Samples
05-0985	03-A	Pacific Gas Turbine Center	110			PH SILVER TTO(413+433)-P	2	2
05-0997	03-A	TTM Printed Circuit Group Inc	220	PCB Manufacturing	F	ZINC CADMIUM CHROMIUM COD CONDUCT-COMP COPPER FLOW LEAD NICKEL PH SILVER TSS TTO CERT TTO(413+433)-P	2 4 4 4 4 4 4 4 4 4 4 4 1	12 12 12 12 12 12 12 7 12 12 5
			221	Gold Electro Plating	F	ZINC CYANIDE(T) FLOW	4 4	12 12 11
			222	Immersion Gold	F	CYANIDE(T) FLOW	4	12 12
			810	Downstream Manhole	N			
			820	Upstream Manhole	N			
05-1019	03-A	USN;Marine Corp Air Station Miramar	100	Aircraft maintenance	L	COD FLOW RATE MAX OIL/GREASE PH SILVER CERT SOLVENT CERT TSS	2 2 2 2 2 2	6 6 6 2 2 6
05-1081	02-A	UT; ExxonMobil Oil Corporation	100	Groundwater remediation	L	BNZ(W/OAGG) BTEX FLASH FLOW RATE MAX FLOW RATE MIN FLOW TOTIMPORTED FLOWMETER READ 1 FLOWMETER READ 2	2 2 2 2 2 2	4 4 4 7 7 7 7 7
06-0026	04-A	Cubic Defense Applications Inc	100	main lateral - Bldg 1	L	ZERODISCHRG CERT		4

Sampling at SIUs Discharging to Treatment Plant 1
between 01-Jan-09 and 31-Dec-09

Report run on: February 16, 2010 2:54 PM

Page 8

Facility	Pmt	Name	Conn	Principle Process	Pmt Include	Parmcode	City Samples	Self Samples
06-0026	04-A	Cubic Defense Applications Inc	150	wave soldering	F	CADMIUM	4	4
						CHROMIUM	4	4
						COD	4	4
						COPPER	4	4
						CYANIDE(T)	4	4
						FLOW		4
						LEAD	4	4
						NICKEL	4	4
						SILVER	4	4
						TSS	4	4
						TTO CERT		4
						TTO(413+433)-P	1	
						ZINC	4	4
						160	deburring	F
			CHROMIUM	4	4			
			COD	4	3			
			COPPER	4	4			
			CYANIDE(T)	4	4			
			FLOW		4			
			LEAD	4	4			
			NICKEL	4	4			
SILVER	4	4						
TSS	4	4						
TTO CERT		4						
TTO(413+433)-P	1							
ZINC	4	4						
170	testing	F	CADMIUM	4	2			
			CHROMIUM	4	2			
			COD	4	2			
			COPPER	4	2			
			CYANIDE(T)	4	2			
			FLOW		4			
			LEAD	4	2			
			NICKEL	4	2			
			SILVER	4	2			
			TSS	4	2			
			TTO CERT		4			
			TTO(413+433)-P	1				
			ZINC	4	2			
			06-0058	04-B	Kyocera America Inc	130	Ni plating, cleaning	F
ZINC	4	2						

Sampling at SIUs Discharging to Treatment Plant 1
between 01-Jan-09 and 31-Dec-09

Report run on: February 16, 2010 2:54 PM

Page 9

Facility	Pmt	Name	Conn	Principle Process	Pmt Include	Parmcode	City Samples	Self Samples		
06-0058	04-B	Kyocera America Inc	130			CHROMIUM	3	6		
						COD	3	6		
						COPPER	3	6		
						FLOW		12		
						LEAD	3	6		
						NICKEL	3	6		
						PH	3	6		
						PH HIGHEST	3			
						PH LOWEST	3			
						SILVER	3	6		
						TSS	3	6		
						TTO CERT		6		
						TTO(413+433)-P	1			
						ZINC	3	6		
						131 Au plating, stripping	F	CYANIDE(A)	3	7
								CYANIDE(T)	3	7
								FLOW		12
						140 Alkaline soap cleaning	F	CADMIUM	3	6
								CHROMIUM	3	6
								COD	3	6
		COPPER	3	6						
		FLOW		12						
		LEAD	3	6						
		NICKEL	3	6						
		PH	3	6						
		PH HIGHEST	3							
		PH LOWEST	3							
		SILVER	3	6						
		TSS	3	6						
		TTO CERT		6						
		TTO(413+433)-P	1							
		ZINC	3	6						
06-0267	05-A	Hamilton Sundstrand Power Systems	110	Metal Cleaning / Etching	F	CADMIUM				
						CHROMIUM				
						COPPER				
						CYANIDE(T)				
						LEAD				
						NICKEL				
						PH	2	2		
						SILVER				

Sampling at SIUs Discharging to Treatment Plant 1
between 01-Jan-09 and 31-Dec-09

Report run on: February 16, 2010 2:54 PM

Page 10

Facility	Pmt	Name	Conn	Principle Process	Pmt Include	Parmcode	City Samples	Self Samples
06-0267	05-A	Hamilton Sundstrand Power Systems	110			TTO CERT TTO(413+433)-P ZINC		
06-0595	01-A	UT; Frey Environmental, Inc.	100	Groundwater	L	BNZ(W/OAGG) BTEX FLASH FLOW RATE MAX FLOW RATE MIN PETROLEUM HC TPH		
07-0171	02-A	UT; Thrifty Oil Company # 419	100	Groundwater Remediation	L	BNZ(W/OAGG) BTEX FLASH FLOW RATE MAX FLOW RATE MIN	3 3 3	1 1 1 1 1
08-0008	05-A	UT; USN FISC Point Loma Fuel Annex	110	Fuel recovery w/remediation	L	BNZ(W/OAGG) FLASH FLOW RATE MAX FLOW RATE MIN LEAD PETROLEUM HC TPH	5 5	6 6 12 12 6 6 6
08-0018	04-A	USN;Naval Base Coronado - NASNI	100	NASNI Pump Station	L	CHT CERT OIL/GREASE PH SILVER CERT		2 4 3 2
			120	IWTP @ NASNI	F	CADMIUM CHROMIUM COPPER FLOW LEAD NICKEL SILVER TTO(413+433)-P ZINC	4 4 4 4 4 4 4 1 4	8 8 8 11 8 8 8 8 8
			123	CN Treatment @ IWTP	F	CYANIDE(A) FLOW	4	8 11
			140	Engine Test Cell Cleaning	F	CADMIUM CHROMIUM COPPER	4 4 4	4 4 4

Sampling at SIUs Discharging to Treatment Plant 1
between 01-Jan-09 and 31-Dec-09

Report run on: February 16, 2010 2:54 PM

Page 11

Facility	Pmt	Name	Conn	Principle Process	Pmt Include	Parmcode	City Samples	Self Samples			
08-0018	04-A	USN;Naval Base Coronado - NASNI	140			CYANIDE(T)	4	4			
						FLOW		4			
						LEAD	4	4			
						NICKEL	4	4			
						SILVER	4	4			
						TTO CERT		4			
						TTO(413+433)-P	1	4			
						ZINC	4	4			
						150	Oil Recovery Plant	F	CADMIUM	6	11
									CHROMIUM	6	11
									COPPER	6	11
									CYANIDE(T)	6	11
			FLOW		11						
			LEAD	6	11						
			NICKEL	6	11						
			SILVER	6	11						
			TTO(413+433)-P	1	11						
			ZINC	6	11						
			160	Hydrostatic testing	F				CADMIUM	3	4
									CHROMIUM	3	4
						COPPER	3	4			
						CYANIDE(T)	3	4			
						FLOW		4			
						LEAD	3	4			
NICKEL	3	4									
SILVER	3	4									
TTO CERT		4									
TTO(413+433)-P	1	4									
ZINC	3	4									
180	Pump/valve/hose testing	F				CADMIUM					
			CHROMIUM								
			COPPER								
			CYANIDE(T)								
			FLOW		4						
			LEAD								
			NICKEL								
			SILVER								
			TTO CERT		4						
			TTO(413+433)-P								
			ZINC								

Sampling at SIUs Discharging to Treatment Plant 1
between 01-Jan-09 and 31-Dec-09

Report run on: February 16, 2010 2:54 PM

Page 12

Facility	Pmt	Name	Conn	Principle Process	Pmt Include	Parmcode	City Samples	Self Samples						
08-0018	04-A	USN;Naval Base Coronado - NASNI	190	Aircraft Test Pad Cleaning	F	CADMIUM	4	4						
						CHROMIUM	4	4						
						COPPER	4	4						
						CYANIDE(T)	4	4						
						FLOW		4						
						LEAD	4	4						
						NICKEL	4	4						
						SILVER	4	4						
						TTO CERT		4						
						TTO(413+433)-P	1	4						
						ZINC	4	4						
						09-0001	04-A	AlSCO Inc	100	Laundry	L	BNZ(W/OAGG)	4	1
												FLOW TOTIMPORTED		10
09-0930	01-A	UT; HPS Mechanical Inc	100	Groundwater MH460	L	FLOW RATE MAX								
						FLOW RATE MIN								
						200	Groundwater MH52	L	FLOW RATE MAX					
									FLOW RATE MIN					
						300	Groundwater MH87	L	FLOW RATE MAX		2			
									FLOW RATE MIN		2			
						400	Groundwater MH101	L	FLOW RATE MAX					
									FLOW RATE MIN					
						500	Groundwater MH97	L	FLOW RATE MAX					
									FLOW RATE MIN					
09-0931	01-A	UT; Burtech Pipeline	100	Groundwater	L	BNZ(W/OAGG)								
						BTEX								
						FLASH								
						FLOW RATE MAX								
						FLOW RATE MIN								
						10-0018	03-A	Coca-Cola Bottling Company of San Diego	120	Soda Production and Sanitary	L	COD	4	6
						CONDUCT-COMP	4							
						FLOW		12						
						FLOWMETER READ 1		12						

Sampling at SIUs Discharging to Treatment Plant 1
between 01-Jan-09 and 31-Dec-09

Report run on: February 16, 2010 2:54 PM

Page 14

Facility	Pmt	Name	Conn	Principle Process	Pmt Include	Parmcode	City Samples	Self Samples
11-0024	04-A	Southern California Plating Company Inc	110			SILVER	7	4
						TSS	7	4
						TTO CERT		4
						TTO(413+433)-P	1	2
						ZINC	7	4
11-0032	03-A	Angelica Textile Services	810	Downstream Manhole	N			
			820	Upstream Manhole	N			
11-0032	03-A	Angelica Textile Services	110	Commercial Laundry	L	COD	5	9
						CONDUCT-COMP	5	
						FLOW		8
						OIL/GREASE	5	9
						PH	5	9
						PH HIGHEST	5	
						PH LOWEST	5	
						TSS	5	9
						ZINC	5	9
						CADMIUM	4	5
						CHROMIUM	4	5
						COPPER	4	5
						FLOW		5
LEAD	4	5						
NICKEL	4	5						
OIL/GREASE	3	5						
PH	4	5						
ZINC	4	5						
11-0051	04-C	General Dynamics NASSCO	200	Bilge/Ballast (not thru 310)	L	COD	4	4
						FLOW		12
						OIL/GREASE	3	4
						PH	4	4
						TSS	4	4
						CADMIUM	4	5
						CHROMIUM	4	5
COPPER	4	5						
CYANIDE(T)	4	5						
FLOW		5						
LEAD	4	5						
NICKEL	4	5						
SILVER	4	5						
TTO CERT		4						
TTO(413+433)-P	1							
11-0051	04-C	General Dynamics NASSCO	300	Overview - West End of Yard	L	COD	4	4
						FLOW		12
						OIL/GREASE	3	4
						PH	4	4
						TSS	4	4
						CADMIUM	4	5
						CHROMIUM	4	5
						COPPER	4	5
						CYANIDE(T)	4	5
						FLOW		5
LEAD	4	5						
NICKEL	4	5						
SILVER	4	5						
TTO CERT		4						
TTO(413+433)-P	1							
11-0051	04-C	General Dynamics NASSCO	310	WWTF Effluent	F	CADMIUM	4	5
						CHROMIUM	4	5
						COPPER	4	5
						CYANIDE(T)	4	5
						FLOW		5
						LEAD	4	5
						NICKEL	4	5
						SILVER	4	5
						TTO CERT		4
						TTO(413+433)-P	1	

Sampling at SIUs Discharging to Treatment Plant 1
between 01-Jan-09 and 31-Dec-09

Report run on: February 16, 2010 2:54 PM

Page 15

Facility	Pmt	Name	Conn	Principle Process	Pmt Include	Parmcode	City Samples	Self Samples						
11-0051	04-C	General Dynamics NASSCO	310	Overview - East End of Yard	L	ZINC	4	5						
						FLOW		12						
						FLOWIMP MAX DRY								
						FLOWIMP MAX WET								
						OIL/GREASE	3	4						
						PH	4	4						
						620	VTC Separator	L	FLOW		4			
						630	Film Processing	L	SILVER CERT		4			
						798	Stormwater	L	FLOW TOTSTORM		12			
						799	Seawater	L	FLOW TOTIMPORTED		12			
11-0067	03-B	Aramark Uniform Services Inc	100	Sewer Lateral	L	PH	4							
						PH HIGHEST	4							
						PH LOWEST	4							
						120	Industrial Laundry	L	CADMIUM	7	6			
						CHROMIUM	7	6						
						COD	7	6						
						CONDUCT-COMP	7							
						COPPER	7	6						
						FLOW		12						
						LEAD	7	6						
						NICKEL	7	6						
						OIL/GREASE	7	6						
						TDS	7							
						TSS	7	6						
						ZINC	7	6						
						11-0189	04-A	Cintas Corporation	110	Laundering	L	CADMIUM	4	4
												CHROMIUM	4	4
						COD	4	4						
						CONDUCT-COMP	4							
						COPPER	4	4						
						FLOW		12						
						LEAD	4	4						
						NICKEL	4	4						
						OIL/GREASE	4	5						
						PH	4	4						
						PH HIGHEST	1							
						PH LOWEST	1							
						TSS	4	4						
						ZINC	4	4						
11-0272	03-A	Major Scientific Industries	110	PCB Manufacturing	F	CADMIUM	3	4						

Sampling at SIUs Discharging to Treatment Plant 1
between 01-Jan-09 and 31-Dec-09

Report run on: February 16, 2010 2:54 PM

Page 16

Facility	Pmt	Name	Conn	Principle Process	Pmt Include	Parmcode	City Samples	Self Samples						
11-0272	03-A	Major Scientific Industries	110			CHROMIUM	3	4						
						COD	3	4						
						CONDUCT	3							
						COPPER	3	4						
						CYANIDE(T)	3	4						
						FLOW		4						
						LEAD	3	4						
						NICKEL	3	4						
						PH	3	4						
						SILVER	3	4						
						TSS	3	4						
						TTO CERT		4						
						TTO(413+433)-P	1							
						ZINC	3	4						
11-0334	05-A	K & R Graphix	110	Silkscreening (MF assoc op)	F	CADMIUM	4	4						
						CHROMIUM	4	4						
						COPPER	4	4						
						CYANIDE(T)	4	4						
						FLOW		4						
						LEAD	4	4						
						NICKEL	4	4						
						SILVER	4	4						
						TTO CERT		4						
						TTO(413+433)-P	1							
						ZINC	4	4						
						11-0398	04-A	Unifirst Corporation	120	Etching	L	ZERODISCHRG CERT		2
									110	Laundry		CADMIUM	7	4
												CHROMIUM	7	4
		COD	4	4										
		CONDUCT-COMP	4											
		COPPER	7	4										
		FLOW		4										
		LEAD	7	4										
		NICKEL	7	4										
		OIL/GREASE	7	4										
		PH	7	4										
		PH HIGHEST	2											
		PH LOWEST	2											
		TSS	4	4										
		ZINC	7	4										

Sampling at SIUs Discharging to Treatment Plant 1 between 01-Jan-09 and 31-Dec-09

Report run on: February 16, 2010 2:54 PM

Page 17

Facility	Pmt Name	Conn	Principle Process	Pmt Include	Parmcode	City Samples	Self Samples			
11-0444	03-B	CP Kelco	430	R&D Pilot Plant	L	COD	49	13		
						FLOW		12		
						PH	49	12		
						PH HIGHEST	4			
						PH LOWEST	4			
						SULFIDE DISSOLVD	4	12		
						TSS 1/10 DIL	49	13		
						799 Storm Water	L	WW INVENTORY RPT		1
						800 Kelco SBP & Cogen Plant	L	COD	49	13
								FLOW		12
								PH	49	12
								PH HIGHEST	4	
								PH LOWEST	4	
		REPORT RPT		12						
		SULFIDE DISSOLVD	4	12						
		TSS 1/10 DIL	49	13						
11-0534	01-A	UT; City of San Diego - General Services Dept	110	Pit 2 - southwest corner	L	FLOW TOTIMPORTED		12		
						FLOWMETER READ 1		12		
						FLOWMETER READ 2		12		
						111 Influent to SW corner PT system	N			
						120 Pit 3 - northwest corner	L	FLOW TOTIMPORTED		12
								FLOWMETER READ 1		12
								FLOWMETER READ 2		12
						121 Influent to NW corner PT system	N			
						210 Pit 1 - southeast corner	L	FLOW TOTIMPORTED		12
								FLOWMETER READ 1		12
		FLOWMETER READ 2		12						
		211 Influent to SE corner PT system	N							
		220 Pit 4 - noutheast corner	L	FLOW TOTIMPORTED		12				
				FLOWMETER READ 1		12				
				FLOWMETER READ 2		12				
12-0038	03-A	RJ Donovan Correctional Facility	221	Influent to NE corner PT system	N					
						100 Main Sewer	L	COD	8	6
								CONDUCT-COMP	9	
								OIL/GREASE	7	6
								PH	8	5
		SILVER CERT		1						
		TSS	8	6						
12-0144	03-A	AP Precision Metals	110	Metal Coating (Iron Phosphating)	F	CADMIUM	4	4		
						CHROMIUM	4	4		

Sampling at SIUs Discharging to Treatment Plant 1
between 01-Jan-09 and 31-Dec-09

Report run on: February 16, 2010 2:54 PM

Page 18

Facility	Pmt	Name	Conn	Principle Process	Pmt Include	Parmcode	City Samples	Self Samples						
12-0144	03-A	AP Precision Metals				COPPER	4	4						
						CYANIDE(T)	4	4						
						FLOW		4						
						LEAD	4	4						
						NICKEL	4	4						
						PH	4	3						
						SILVER	4	4						
						TTO CERT		4						
						TTO(413+433)-P	1							
						ZINC	4	4						
12-0154	02-A	Heinz Frozen Foods	110	Food Manufacturing	L	COD	12	12						
						CONDUCT-COMP	12							
						OIL/GREASE	23	13						
						PH	24	12						
						PH HIGHEST								
						PH LOWEST								
						TEMP	24	12						
						TSS	12	12						
						12-0202	02-A	Spec-Built Systems Inc	110	Iron Phosphating	F	CADMIUM	3	1
												CHROMIUM	3	1
COPPER	3	1												
CYANIDE(T)	3	1												
FLOW		2												
LEAD	3	1												
NICKEL	3	1												
PH	3													
SILVER	3	1												
TTO CERT		4												
TTO(413+433)-P	1													
ZINC	3	1												
12-0212	01-A	Cantare Foods Inc	100	Cheese Manufacturing Lateral	L	COD	5	3						
						FLOW		3						
						FLOWMETER READ 1		3						
						FLOWMETER READ 2		3						
						OIL/GREASE	9	3						
			PH	5	3									
			TSS	5	3									
			210			Bakery	L	CLARIFIER RPT						
								COD	5					
								FLOW		3				

Sampling at SIUs Discharging to Treatment Plant 1
between 01-Jan-09 and 31-Dec-09

Report run on: February 16, 2010 2:54 PM

Page 19

Facility	Pmt	Name	Conn	Principle Process	Pmt Include	Parmcode	City Samples	Self Samples
12-0212	01-A	Cantare Foods Inc	210			TSS	5	
12-0220	01-A	Circle Foods LLC	110	Food manufacturing	L	COD	10	12
						CONDUCT-COMP	10	
						FLOW		12
						OIL/GREASE	18	12
						PH	20	12
						PH HIGHEST		
						PH LOWEST		
						TEMP	20	12
						TSS	10	12
13-0115	04-A	Doncasters GCE Industries	200	Bldg 2 Lateral, 1887 Nirvana Av	L	ZERODISCHRG CERT		2
			300	Bldg 3 Lateral, 757 Main St	L			
			330	Dye Pen/ Vibra Clean	F	CADMIUM	4	2
						CHROMIUM	4	2
						COPPER	4	2
						CYANIDE(T)	4	2
						FLOW		1
						LEAD	4	2
						NICKEL	4	2
						PH	4	2
						PH HIGHEST	2	
						PH LOWEST	2	
						SILVER	4	2
						TTO CERT		1
						TTO(413+433)-P	1	
						ZINC	4	2
			410	Dye Pen/Water Jet Cutting	F	CADMIUM	2	1
						CHROMIUM	2	1
						COPPER	2	1
						CYANIDE(T)	2	1
						FLOW		
						LEAD	2	1
						NICKEL	2	1
						PH	2	1
						PH HIGHEST	1	
						PH LOWEST	1	
						SILVER	2	1
						TTO CERT		
						TTO(413+433)-P	1	
						ZINC	2	1

Sampling at SIUs Discharging to Treatment Plant 1
between 01-Jan-09 and 31-Dec-09

Report run on: February 16, 2010 2:54 PM

Page 20

Facility	Pmt	Name	Conn	Principle Process	Pmt Include	Parmcode	City Samples	Self Samples
13-0161	03-A	Rohr Inc dba Goodrich Aerostructures	210	Tumble / Hydro Test / Cool	F	CADMIUM	4	4
						CHROMIUM	4	4
						COD		4
						COPPER	4	4
						CYANIDE(T)	4	4
						FLOW		4
						LEAD	4	4
						NICKEL	4	4
						PH	4	3
						PH HIGHEST	1	
			PH LOWEST	1				
			SILVER	4	4			
			TSS		4			
			TTO CERT		4			
			TTO(413+433)-P	1				
			ZINC	4	4			
			250	Metal Finishing & Stormwater	L	CADMIUM	7	4
						CHROMIUM	7	4
						COD		4
						COPPER	7	4
CYANIDE(T)	7	4						
FLOW		4						
FLOW TOTIMPORTED		4						
LEAD	7	4						
NICKEL	7	4						
PH	7	3						
PH HIGHEST	2							
PH LOWEST	2							
SILVER	7	4						
TSS		4						
TTO CERT		4						
TTO(413+433)-P	1							
ZINC	7	4						
700	Sewer Lateral	L	COD		4			
			FLOW		4			
			TSS		4			
13-0279	04-A	Dynegy South Bay LLC	100	Sewer lateral	L	FLOW		12
						REPORT RPT		12
			200	IW Lateral	F	ZERODISCHRG CERT		2
			210	Low Volume Wastes	L	COD	4	4

Sampling at SIUs Discharging to Treatment Plant 1
between 01-Jan-09 and 31-Dec-09

Report run on: February 16, 2010 2:54 PM

Page 21

Facility	Pmt Name	Conn	Principle Process	Pmt Include	Parmcode	City Samples	Self Samples	
13-0279	04-A	Dynegy South Bay LLC				FLOW	4	
						OIL/GREASE	4	
						PCBS	4	
						PH	4	
						PH HIGHEST	4	
						PH LOWEST	4	
						TDS	4	
						TSS	4	
13-0303	03-A	UT; World Oil Marketing Company		220	Chem/Non-Chem Cleaning	F	Chem/Non-Chem Cleaning	
							COD	
							COPPER	
							FLOW	2
							OIL/GREASE	
							PCBS	
							PH	
							PH HIGHEST	
							PH LOWEST	
							TSS	
13-0447	01-A	UT; Chevron Environmental Management Company		100	groundwater remediation	L	Groundwater remediation	
							BNZ(W/OAGG)	
							BTEX	
							FLASH	
							FLOW RATE MAX	
							FLOW RATE MIN	
							FLOW TOTIMPORTED	12
							FLOWMETER READ 1	12
							FLOWMETER READ 2	12
14-0034	03-A	Hotel Del Coronado		110	Commercial laundry	L	Commercial laundry	
							BNZ(W/OAGG)	1
							BTEX	1
							FLASH	1
							FLOW RATE MAX	
							FLOW RATE MIN	
							FLOW TOTIMPORTED	
							FLOWMETER READ 1	
							FLOWMETER READ 2	
16-0033	03-A	Garvin Industries		110	Cleaning/Fe Phosphating	F	Cleaning/Fe Phosphating	
							FLOW	
							OIL/GREASE	3
							PH	4
							PH HIGHEST	4
							PH LOWEST	4
							CADMIUM	4
							CHROMIUM	4

Sampling at SIUs Discharging to Treatment Plant 1
between 01-Jan-09 and 31-Dec-09

Report run on: February 16, 2010 2:54 PM

Page 22

Facility	Pmt	Name	Conn	Principle Process	Pmt Include	Parmcode	City Samples	Self Samples			
16-0033	03-A	Garvin Industries	110			COPPER	4	4			
						CYANIDE(T)	4	4			
						FLOW		4			
						LEAD	4	4			
						NICKEL	4	4			
						PH	4	4			
						SILVER	4	4			
						TTO CERT		4			
						TTO(413+433)-P	4				
						ZINC	4	4			
16-0209	04-A	Chromalloy San Diego	110	Metal finishing ops w/o discharge	F	ZERODISCHRG CERT		2			
						220	Dye penetrant testing	F	CADMIUM	4	4
									CHROMIUM	4	4
									COPPER	4	4
									CYANIDE(T)	4	4
									FLOW		4
									LEAD	4	4
									NICKEL	4	4
									SILVER	4	4
									TTO CERT		4
									TTO(413+433)-P	1	
									ZINC	4	4
						310	X-ray film processing	L	SILVER CERT		2
			810	Downstream Surveillance Monitoring	N						
16-0343	03-A	Vision Systems Inc	110	Upstream Surveillance Monitoring	N	Etch / Chemfilm	F	CADMIUM	4	4	
								CHROMIUM	4	4	
								COPPER	4	4	
								FLOW		4	
								LEAD	4	4	
								NICKEL	4	4	
								PH	4	4	
								SILVER	4	4	
								TTO CERT		4	
								TTO(413+433)-P	1		
ZINC	4	4									
			111	Chemfilm	F	CYANIDE(A)	4	4			
						FLOW		4			
16-0348	02-A	Veridiam Inc	110	Metal Fab/Clean	F	CADMIUM	4	4			

Sampling at SIUs Discharging to Treatment Plant 1
between 01-Jan-09 and 31-Dec-09

Report run on: February 16, 2010 2:54 PM

Page 23

Facility	Pmt	Name	Conn	Principle Process	Pmt Include	Parmcode	City Samples	Self Samples
16-0348	02-A	Veridiam Inc	110			CHROMIUM	4	4
						COPPER	4	4
						CYANIDE(T)	4	4
						FLOW		4
						LEAD	4	4
						NICKEL	4	4
						PH	4	4
						PH HIGHEST	4	
						PH LOWEST	4	
						SILVER	4	4
						TTO CERT		4
						TTO(413+433)-P	1	
						ZINC	4	4
						SILVER CERT		2
16-0520	03-A	GKN Aerospace Chem-tronics Inc	120	X-ray Processing	L	SILVER CERT		2
			110	Chem Mill, Caustic Clean	F	CADMIUM	4	4
						CHROMIUM	4	4
						COPPER	4	4
						CYANIDE(T)	4	4
						FLOW		4
						LEAD	4	4
						NICKEL	4	4
						PH	4	4
						PH HIGHEST	3	
						PH LOWEST	3	
						SILVER	4	4
						TTO CERT		4
						TTO(413+433)-P	1	
						ZINC	4	4
						ZERODISCHRG CERT		2
						CADMIUM	4	4
						CHROMIUM	4	4
						COPPER	4	4
						CYANIDE(T)	4	4
						FLOW		4
						LEAD	4	4
						NICKEL	4	4
			PH	4	4			
			PH HIGHEST	4				
			PH LOWEST	4				
			SILVER	4	4			

Sampling at SIUs Discharging to Treatment Plant 1
between 01-Jan-09 and 31-Dec-09

Report run on: February 16, 2010 2:54 PM

Page 24

Facility	Pmt	Name	Conn	Principle Process	Pmt Include	Parmcode	City Samples	Self Samples
16-0520	03-A	GKN Aerospace Chem-tronics Inc	210			TTO CERT		4
						TTO(413+433)-P	1	
			410	Chembrite	F	ZINC	4	4
						CADMIUM	4	4
						CHROMIUM	4	4
						COPPER	4	4
						CYANIDE(T)	4	4
						FLOW		4
						LEAD	4	4
						NICKEL	4	4
						PH	4	4
						PH HIGHEST	4	
						PH LOWEST	4	
						SILVER	4	4
						TTO CERT		4
						TTO(413+433)-P	1	
			420	Steam Cleaning	F	ZINC	4	4
						CADMIUM	4	4
						CHROMIUM	4	4
						COPPER	4	4
						CYANIDE(T)	4	4
						FLOW		4
						LEAD	4	4
						NICKEL	4	4
						SILVER	4	4
						TTO CERT		4
						TTO(413+433)-P	1	
			430	X-Ray Processing	L	ZINC	4	4
						SILVER CERT		2
			450	Steam clean, dye pen test	F	CADMIUM	10	4
						CHROMIUM	10	4
						COPPER	10	4
						CYANIDE(T)	10	4
						FLOW		3
						LEAD	10	4
						NICKEL	10	4
						SILVER	10	4
						TTO CERT		4
						TTO(413+433)-P	1	
						ZINC	10	4

Sampling at SIUs Discharging to Treatment Plant 1
between 01-Jan-09 and 31-Dec-09

Report run on: February 16, 2010 2:54 PM

Page 25

Facility	Pmt	Name	Conn	Principle Process	Pmt Include	Parmcode	City Samples	Self Samples
16-0520	03-A	GKN Aerospace Chem-tronics Inc	460	Dye Penetrant Test	F	CADMIUM	4	4
						CHROMIUM	4	4
						COPPER	4	4
						CYANIDE(T)	4	4
						FLOW		4
						LEAD	4	4
						NICKEL	4	4
						SILVER	4	4
						TTO CERT		4
						TTO(413+433)-P	1	
			ZINC	4	4			
			510	Steam Clean, Dye Pen, Xray	F	CADMIUM	4	4
						CHROMIUM	4	4
						COPPER	4	4
						CYANIDE(T)	4	4
						FLOW		4
						LEAD	4	4
						NICKEL	4	4
						PH	4	4
						SILVER	4	4
TTO CERT		4						
TTO(413+433)-P	1							
ZINC	4	4						
620	Water Jet Cutting	F	CADMIUM	4	4			
			CHROMIUM	4	4			
			COPPER	4	4			
			CYANIDE(T)	4	4			
			FLOW		4			
			LEAD	4	4			
			NICKEL	4	4			
			SILVER	4	4			
			TTO CERT		4			
			TTO(413+433)-P	1				
ZINC	4	4						
16-0529	03-A	Triumph Fabrications - San Diego	100	Building Lateral	L	SILVER CERT		2
						110	Metal Finishing	F
			CHROMIUM	4	3			
			COPPER	4	3			
			CYANIDE(T)	4	3			
			FLOW		3			

Sampling at SIUs Discharging to Treatment Plant 1
between 01-Jan-09 and 31-Dec-09

Report run on: February 16, 2010 2:54 PM

Page 26

Facility	Pmt	Name	Conn	Principle Process	Pmt Include	Parmcode	City Samples	Self Samples				
16-0529	03-A	Triumph Fabrications - San Diego	110			LEAD	4	3				
						NICKEL	4	3				
						PH	4	3				
						SILVER	4	3				
						TTO CERT		3				
						TTO(413+433)-P	1					
						ZINC	4	3				
						130	Plaster Mold / Pan Wash	L				
						150	Dye Pen (FPI #2)	F				
									CADMIUM	4	3	
									CHROMIUM	4	3	
									COPPER	4	3	
									CYANIDE(T)	4	3	
						FLOW		3				
						LEAD	4	3				
						NICKEL	4	3				
						SILVER	4	3				
						TTO CERT		3				
						TTO(413+433)-P	1					
						ZINC	4	3				
						160	Dye Pen (FPI #3)	F				
									CADMIUM	4	4	
									CHROMIUM	4	4	
									COPPER	4	4	
									CYANIDE(T)	4	4	
									FLOW		4	
									LEAD	4	4	
						NICKEL	4	4				
						SILVER	4	4				
						TTO CERT		4				
						TTO(413+433)-P	1					
						ZINC	4	4				
						170	Dye Pen (FPI #1/4)	F				
									CADMIUM	4	3	
									CHROMIUM	4	3	
									COPPER	4	3	
									CYANIDE(T)	4	3	
									FLOW		3	
									LEAD	4	3	
									NICKEL	4	3	
									SILVER	4	3	
									TTO CERT		3	
									TTO(413+433)-P	1		

Sampling at SIUs Discharging to Treatment Plant 1
between 01-Jan-09 and 31-Dec-09

Report run on: February 16, 2010 2:54 PM

Page 27

Facility	Pmt	Name	Conn	Principle Process	Pmt Include	Parmcode	City Samples	Self Samples
16-0529	03-A	Triumph Fabrications - San Diego	170			ZINC	4	3
16-0565	05-A	UT; Thrifty Oil Company # 043	100	Groundwater remediation	L	BNZ(W/OAGG)	3	4
						BTEX	3	4
						FLASH	3	4
						FLOW RATE MAX		12
						FLOW RATE MIN		12
16-0737	01-A	UT; Ledcor Construction Inc	100	Groundwater	L	BNZ(W/OAGG)	2	2
						BTEX	2	2
						FLASH	2	2
						FLOW RATE MAX		4
						FLOW RATE MIN		4
						FLOW TOTIMPORTED		4
						FLOWMETER READ 1		4
						FLOWMETER READ 2		4
						PETROLEUM HC	2	1
						TPH		1
18-0170	03-A	Equality Plating Company	110	Electroplating	F	CADMIUM	4	5
						CHROMIUM	4	5
						COPPER	4	5
						CYANIDE(A)	4	5
						FLOW		4
						LEAD	4	5
						NICKEL	4	5
						PH	4	5
						PH HIGHEST	2	
						PH LOWEST	2	
						TTO CERT		4
						TTO(413+433)-P	1	
						ZINC	4	5
			120	Zero Discharge Acid Copper Plating	L	ZERODISCHRG CERT		2
			800	Downstream manhole	N			
19-0282	01-A	Prochem Specialty Products	110	Floor Washdown	F	ZERODISCHRG CERT		2
20-0043	04-A	Hallmark Circuits Inc	110	PC Board Manufacturing	F	CADMIUM	7	7
						CHROMIUM	7	7
						COPPER	7	8
						FLOW		8
						LEAD	4	7
						NICKEL	7	7
						PH	7	7

Sampling at SIUs Discharging to Treatment Plant 1
between 01-Jan-09 and 31-Dec-09

Report run on: February 16, 2010 2:54 PM

Page 28

Facility	Pmt	Name	Conn	Principle Process	Pmt Include	Parmcode	City Samples	Self Samples									
20-0043	04-A	Hallmark Circuits Inc	110			PH HIGHEST	7										
						PH LOWEST	7										
						SILVER	7	7									
						TTO CERT		6									
						TTO(413+433)-P	1										
						ZINC	7	7									
						111	Gold Tab Plating	F	CYANIDE(A)	1	6						
									CYANIDE(T)	3							
						112	Immersion Gold Plating and Tip	F	FLOW		6						
									CYANIDE(T)	4	7						
						20-0108	03-B	Valley Metals	110	Metal Forming/Finishing	F	AMMONIA	4	4			
												CADMIUM	7	4			
CHROMIUM	7	4															
COPPER	7	4															
CYANIDE(T)	7	4															
FLOW		4															
FLUORIDE	4	4															
LEAD	7	4															
NICKEL	7	4															
PH	7	4															
PH HIGHEST	4																
PH LOWEST	4																
PRODUCTION RPT		4															
SILVER	7	4															
TTO CERT		4															
TTO(413+433)-P	1																
ZINC	7	4															
20-0109	04-A	L & T Precision Sheet Metal	120	X-ray Processing	L							SILVER CERT		2			
												100	Sewer Lateral	L	ZERODISCHRG CERT		2
												120	Silkscreen Cleaning	F	CADMIUM	4	4
						CHROMIUM	4	4									
						COPPER	4	4									
						CYANIDE(T)	4	4									
						FLOW		4									
						LEAD	4	4									
						NICKEL	4	4									
						SILVER	4	4									
TTO CERT		4															
TTO(413+433)-P	1																

Sampling at SIUs Discharging to Treatment Plant 1
between 01-Jan-09 and 31-Dec-09

Report run on: February 16, 2010 2:54 PM

Page 29

Facility	Pmt	Name	Conn	Principle Process	Pmt Include	Parmcode	City Samples	Self Samples
20-0109	04-A	L & T Precision Sheet Metal	120			ZINC	4	4
20-0122	02-C	K-Tube Corporation	110	Pressure Washing	F	CADMIUM	4	4
						CHROMIUM	4	4
						COPPER	4	4
						CYANIDE(T)	4	4
						FLOW		4
						LEAD	4	4
						NICKEL	4	4
						PH	4	4
						PH HIGHEST	4	
						PH LOWEST	4	
						SILVER	4	4
						TTO CERT		4
						TTO(413+433)-P	1	
			120	Tube Manufacturing	F	ZINC	4	4
						CADMIUM	10	4
						CHROMIUM	10	4
						COPPER	10	4
						CYANIDE(T)	10	9
						FLOW		4
						LEAD	10	4
						NICKEL	10	4
						PH	10	4
						PH HIGHEST	4	
						PH LOWEST	4	
						SILVER	10	4
						TTO CERT		4
						TTO(413+433)-P	1	
21-0248	03-A	Creative Metal Industries	110	Silkscreen Cleaning	F	ZINC	10	4
						CADMIUM	4	4
						CHROMIUM	4	4
						COPPER	4	4
						CYANIDE(T)	4	4
						FLOW		4
						LEAD	4	4
						NICKEL	4	4
						SILVER	4	4
						TTO CERT		4
						TTO(413+433)-P	1	
						ZINC	4	4

Sampling at SIUs Discharging to Treatment Plant 1
between 01-Jan-09 and 31-Dec-09

Report run on: February 16, 2010 2:54 PM

Page 30

Facility	Pmt	Name	Conn	Principle Process	Pmt Include	Parmcode	City Samples	Self Samples
21-0248	03-A	Creative Metal Industries	120	Etching (Zero Discharge)	L	ZERODISCHRG CERT		2
21-0252	02-A	Compucraft Industries Inc	100	Zero discharge Cr wastewater	L	ZERODISCHRG CERT		2
			110	Etching/Coating	F	CADMIUM	6	3
						CHROMIUM	6	3
						COPPER	6	3
						CYANIDE(T)	6	3
						FLOW		3
						LEAD	6	3
						NICKEL	6	3
						PH	6	2
						PH HIGHEST	1	
						PH LOWEST	1	
						SILVER	6	3
						TTO CERT		3
						TTO(413+433)-P	1	
						ZINC	6	3
			120	Fabrication/Machining	F	CADMIUM	6	3
						CHROMIUM	6	3
						COPPER	6	3
						CYANIDE(T)	6	4
						FLOW		3
						LEAD	6	3
						NICKEL	6	3
						PH	6	3
						PH HIGHEST	1	
						PH LOWEST	1	
						SILVER	6	3
						TTO CERT		3
						TTO(413+433)-P	1	
						ZINC	6	3
			800	Surveillance Point	N	CADMIUM		
						CHROMIUM		
						COPPER		
						LEAD		
						NICKEL		
						PH		
						PH HIGHEST		
						PH LOWEST		
						ZINC		
22-0039	05-A	Culligan Water Company of San Diego Inc	210	Softener Regen	L	FLOW		4

Sampling at SIUs Discharging to Treatment Plant 1
between 01-Jan-09 and 31-Dec-09

Report run on: February 16, 2010 2:54 PM

Page 31

Facility	Pmt	Name	Conn	Principle Process	Pmt Include	Parmcode	City Samples	Self Samples
33-0044	01-A	Molecular Metallurgy Inc	110	Industrial	F	CADMIUM	4	4
						CHROMIUM	4	4
						COPPER	4	4
						CYANIDE(T)	4	4
						FLOW		4
						LEAD	4	4
						NICKEL	4	4
						SILVER	4	4
						TTO CERT		4
						TTO(413+433)-P	1	
						ZINC	4	4
34-0070	02-A	Golden State Metal Finishing	110	Treated MF Rinses	F	CADMIUM	5	4
						CHROMIUM	5	4
						COPPER	5	4
						CYANIDE(T)	5	4
						FLOW		4
						LEAD	5	4
						NICKEL	5	4
						PH	5	4
						SILVER	5	4
						TTO CERT		4
						TTO(413+433)-P	1	
ZINC	5	4						
34-0086	01-B	UT; Charles King Company	120	Ni Seal / Black Dye / Chemfilm	L	ZERODISCHRG CERT		2
			100	construction dewatering	L	FLOW RATE MAX		1
			200	construction dewatering	L	BNZ(W/OAGG)		
						BTEX		
						FLASH		
						FLOW RATE MAX		
36-0001	01-A	Otay Mesa Energy Center LLC	110	WetSac blowdown + OWS	F	CADMIUM	4	
						CHROMIUM	4	2
						COD	4	2
						COPPER	4	
						FLOW		2
						LEAD	4	
						NICKEL	4	
						OIL/GREASE	4	2
						PH	4	2
						PH HIGHEST	3	
						PH LOWEST	3	

Sampling at SIUs Discharging to Treatment Plant 1
between 01-Jan-09 and 31-Dec-09

Report run on: February 16, 2010 2:54 PM

Page 32

<i>Facility</i>	<i>Pmt</i>	<i>Name</i>	<i>Conn</i>	<i>Principle Process</i>	<i>Pmt Include</i>	<i>Parmcode</i>	<i>City Samples</i>	<i>Self Samples</i>
36-0001	01-A	Otay Mesa Energy Center LLC	110			TDS	4	2
						TSS	4	2
						ZINC	4	2
			120	PCB zero discharge	F	ZERODISCHRG CERT		1

76

**TTO Sampling at SIUs discharging to Treatment Plant 1
between 01-Jan-09 and 31-Dec-09**

Report run on: February 16, 2010 2:52 PM

Page 1

Facility	Pmt	Name	Conn	Principle Process	Batch	City TTO Samples	Self TTO Samples	Self Certification
02-0485	02-A	Quantum Design Inc	110	Cleaning/Etching	N	1		4
02-0505	03-B	Curtis Technology Inc	100	Chem Milling		1		4
03-0115	04-A	ATK Space Systems	410	Abrasive Jet Machining		1		4
03-0665	03-A	ProtoQwik	110	Printed Circuit Board Mfg	N	1		1
03-0717	05-A	Action Powder Coating LLC	110	Coating / cleaning		1		4
03-0722	04-B	Polese Company Inc	110	Metal Finish/Surface Treatment		1		4
03-0920	03-B	A to Z Metal Finishing	110	Metal Finishing	Y	1		4
03-1017	01-A	Anocote Metal Finishing	110	Metal finishing rinses	Y	1		4
05-0997	03-A	TTM Printed Circuit Group Inc	220	PCB Manufacturing		1		5
06-0026	04-A	Cubic Defense Applications Inc	150	wave soldering		1		4
			160	deburring		1		4
			170	testing		1		4
06-0058	04-B	Kyocera America Inc	130	Ni plating, cleaning		1		6
			140	Alkaline soap cleaning	N	1		6
08-0018	04-A	USN;Naval Base Coronado - NASNI	120	IWTP @ NASNI		1	3	
			140	Engine Test Cell Cleaning		1	3	4
			150	Oil Recovery Plant		1		
			160	Hydrostatic testing		1	2	4
			180	Pump/valve/hose testing				4
			190	Aircraft Test Pad Cleaning	N	1	3	4
08-0356	04-A	USN;NAVFAC Southwest Metal Finishing Shop	120	Paint booth pits	Y			1
09-0023	03-A	Solar Turbines Inc	540	CAST wastewater		1		2
			550	CAST distillate for CT	N	1	2	2
11-0024	04-A	Southern California Plating Company Inc	110	Anodize/chromating/phosphating		1	1	4
11-0051	04-C	General Dynamics NASSCO	310	WWTF Effluent	N	1		4
11-0272	03-A	Major Scientific Industries	110	PCB Manufacturing	Y	1		4
11-0334	05-A	K & R Graphix	110	Silkscreening (MF assoc op)	N	1		4
12-0144	03-A	AP Precision Metals	110	Metal Coating (Iron Phosphating)	N	1		4
12-0202	01-A	Spec-Built Systems Inc	110	Iron Phosphating	N	1		4
13-0115	04-A	GCE Industries Inc	330	Dye Pen/ Vibra Clean	N	1		1
			410	Dye Pen/Water Jet Cutting	N	1		
13-0161	03-A	Rohr Inc dba Goodrich Aerostructures	210	Tumble / Hydro Test / Cool		1		4
			250	Metal Finishing & Stormwater	N	1		4

**TTO Sampling at SIUs discharging to Treatment Plant 1
between 01-Jan-09 and 31-Dec-09**

Report run on: February 16, 2010 2:52 PM

Page 2

Facility	Pmt	Name	Conn	Principle Process	Batch	City TTO Samples	Self TTO Samples	Self Certification
16-0033	03-A	Garvin Industries	110	Cleaning/Fe Phosphating	Y	4		4
16-0057	04-A	Specialized Processing Inc	100	Plate/anodize/etc				
16-0209	04-A	Chromalloy San Diego	220	Dye penetrant testing	N	1		4
16-0262	04-A	Premier Metal Processing Inc	120	Metal Finishing				3
16-0343	03-A	Vision Systems Inc	110	Etch / Chemfilm	Y	1		4
16-0348	02-A	Veridiam Inc	110	Metal Fab/Clean		1		4
16-0520	03-A	GKN Aerospace Chem-tronics Inc	110	Chem Mill, Caustic Clean	N	1		4
			210	Clean, Dye Pen, Tumble		1		4
			410	Chembrite		1		4
			420	Steam Cleaning		1		4
			450	Steam clean, dye pen test	N	1		4
			460	Dye Penetrant Test		1		4
			510	Steam Clean, Dye Pen, Xray		1		4
			620	Water Jet Cutting	N	1		4
16-0529	03-A	Triumph Fabrications - San Diego	110	Metal Finishing	Y	1		3
			150	Dye Pen (FPI #2)	N	1		3
			160	Dye Pen (FPI #3)	N	1		4
			170	Dye Pen (FPI #1/4)	N	1		3
18-0170	03-A	Equality Plating Company	110	Electroplating	Y	1		4
20-0043	04-A	Hallmark Circuits Inc	110	PC Board Manufacturing		1		6
20-0108	03-B	Valley Metals	110	Metal Forming/Finishing		1		4
20-0109	04-A	L & T Precision Sheet Metal	120	Silkscreen Cleaning	N	1		4
20-0116	03-A	PEP West Inc	110	Metal finishing	N	1		2
20-0122	02-C	K-Tube Corporation	110	Pressure Washing	N	1		4
			120	Tube Manufacturing	N	1		4
21-0248	03-A	Creative Metal Industries	110	Silkscreen Cleaning	N	1		4
21-0252	02-A	Compucraft Industries Inc	110	Etching/Coating	N	1		3
			120	Fabrication/Machining	N	1		3
33-0044	01-A	Molecular Metallurgy Inc	110	Industrial	Y	1		4
34-0070	02-A	Golden State Metal Finishing	110	Treated MF Rinses	N	1		4

PARMNAME	PARMCODE	PROTOCOL	MDL	UNITS
1,1,1-Trichloroethane	111-3CLETH	EPA624	1.68	ug/L
1,1,2,2-Tetrachloroethane	1122-4CLET	EPA624	1.67	ug/L
1,1,2-Trichloroethane	112-3CLETH	EPA624	.84	ug/L
1,1-Dichloroethane	11-2CLETH	EPA624	1.66	ug/L
1,1-Dichloroethene	11-2CLETHE	EPA624	1.53	ug/L
1,12-Benzoperylene (benzo(ghi)perylene)	BGHIP	EPA625	5.22	ug/L
1,2,4-Trichlorobenzene	124-3CLBNZ	EPA625	11.1	ug/L
1,2,5,6-Dibenzanthracene (dibenzo(a,h)anthracene)	2BANTH	EPA625	7.66	ug/L
1,2-Benzanthracene (benzo(a)anthracene)	BAA	EPA625	5.2	ug/L
1,2-Dichloroethane	12-2CLETHA	EPA624	1.39	ug/L
1,2-Dichloropropane	12-2CLPROP	EPA624	1.61	ug/L
1,2-Diphenylhydrazine	12-2PHENHYDRA	EPA625	8.45	ug/L
1,2-Trans-dichloroethene	T12-2CLETHE	EPA624	1.23	ug/L
1,3-Dichlorobenzene	13-2CLBNZ	EPA624	1.06	ug/L
1,4-Dichlorobenzene	14-2CLBNZ	EPA624	.93	ug/L
11,12-Benzofluoranthene (benzo(k)fluoranthene)	BKF	EPA625	7.9	ug/L
2,4,6-Trichlorophenol	246-3CLPHENOL	EPA625	8.87	ug/L
2,4-Dichlorophenol	24-2CLPHN	EPA625	9.32	ug/L
2,4-Dimethylphenol	24-2MPHN	EPA625	11	ug/L
2,4-Dinitrophenol	24-2NPHN	EPA625	8.98	ug/L
2,4-Dinitrotoluene	24-2NTOL	EPA625	6	ug/L
2,6-Dinitrotoluene	26-2NTOL	EPA625	6.97	ug/L
2-Chloroethyl vinyl ether	2CLETHYLVINYL	EPA624	2.27	ug/L
2-Chloronaphthalene	2-CLNAPTH	EPA625	7.64	ug/L
2-Chlorophenol	2-CLPHN	EPA625	5	ug/L
2-Nitrophenol	2-NPHN	EPA625	9.22	ug/L
3,3-Dichlorobenzidine	33-2CLBZID	EPA625	9.99	ug/L
3,4-Benzofluoranthene (benzo(b)fluoranthene)	BBF	EPA625	6.98	ug/L
4,4'-DDD (p,p-TDE)	44-DDD	EPA608	.017	ug/L
4,4'-DDE (p,p-DDX)	44-DDE	EPA608	.047	ug/L
4,4'-DDT	44-DDT (W/OAGG)		.017	ug/L
4,6-Dinitro-o-cresol	2M46-2NPHN	EPA625	9.6	ug/L
4-Bromophenyl phenyl ether	4-BPPE	EPA625	6.04	ug/L
4-Chlorophenyl phenyl ether	4-CLPHPHE	EPA625	4.99	ug/L
4-Nitrophenol	4-NPHN	EPA625	4.9	ug/L
Acenaphthene	ACENAPE	EPA625	5.45	ug/L
Acenaphthylene	ACENAPTYLE	EPA625	8.34	ug/L
Acetone - 40CFR136.3 Table 1F	ACETONE:P-O	EPA1666	5	ug/L
Aldrin	ALDRIN	EPA608	.022	ug/L
Alpha-BHC (BHC=hexachloro-cyclohexane)	6CL-CHX-A	EPA608	.024	ug/L
Alpha-endosulfan	ENDOSLFN-A	EPA608	.025	ug/L
Aluminum, Total	ALUMINUM	EPA200.8	.036	mg/L
Ammonia (as nitrogen)	AMMONIA	SM4500-NH3-D	.3	mg/L
Anthracene	ANTHRACENE	EPA625	7.16	ug/L
Antimony, Total	ANTIMONY	EPA200.8	.004	mg/L
Arsenic, Total	ARSENIC	EPA200.8	.004	mg/L
Beginning Meter Read and Date	FLOWMETER READ 1	FLOW		gals
Benzene	BNZ	EPA624	1.7	ug/L
Benzidine	BZID	EPA625	6.17	ug/L
Benzo(a)pyrene (3,4-benzopyrene)	BAP	EPA625	7.69	ug/L
Beryllium, Total	BERYLLIUM	EPA200.8	.005	mg/L
Beta-BHC	6CL-CHX-B	EPA608	.03	ug/L
Beta-endosulfan	ENDOSLFN-B	EPA608	.024	ug/L
Bis(2-chloroethoxy) methane	BCEOM	EPA625	10.4	ug/L
Bis(2-chloroethyl) ether	B2CLETHER	EPA625	6.41	ug/L
Bis(2-chloroisopropyl) ether	B2CIE	EPA625	8.93	ug/L
Bis(2-ethylhexyl) phthalate	B2ETHXPHTH	EPA625	7.87	ug/L
Boron, Total	BORON	EPA200.8	.14	mg/L
Bromoform (tribromomethane)	BROMOFORM	EPA624	.86	ug/L
Butyl benzyl phthalate	BUTBNZ PHT	EPA625	7.53	ug/L
Cadmium, Total	CADMIUM	EPA200.7	.009	mg/L
		EPA200.8	.004	mg/L
Calcium, Dissolved	CALCIUM DIS	EPA200.7		mg/L
Calcium, Total	CALCIUM	EPA200.7	.01	mg/L
Carbon tetrachloride (tetrachloromethane)	CARBON TET	EPA624	.98	ug/L
Chemical Oxygen Demand	COD	COD_HACH8000	10	mg/L
Chemical Oxygen Demand, Soluble	COD SOLUBLE	COD_HACH8000		mg/L
Chlordane	CHLORDANE	EPA608	.5	ug/L
Chloride, Total	CHLORIDE	EPA300	.004	mg/L
		SM4500CLB		mg/L
Chlorobenzene	CLBNZ	EPA624	1.14	ug/L
Chlorodibromomethane (dibromochloromethane)	2BRCLMETH	EPA624	1.14	ug/L
Chloroethane	ETHYL CL	EPA624	2.43	ug/L
Chloroform (trichloromethane)	CHLOROFORM	EPA624	1.88	ug/L
Chromium, Total	CHROMIUM	EPA200.7	.009	mg/L
		EPA200.8	.014	mg/L
Chrysene	CHRYSENE	EPA625	4.04	ug/L

PARMNAME	PARMCODE	PROTOCOL	MDL	UNITS
Combustibles, in air	COMBUSTIBLES-AIR	AIR		PercentLEL
Copper, Total	COPPER	EPA200.7	.006	mg/L
		EPA200.8	.006	mg/L
Cyanide, Amenable	CYANIDE (A)	SM4500-CN-G	.002	mg/L
Cyanide, Total	CYANIDE (T)	SM4500-CN-G	.002	mg/L
Delta-BHC	6CL-CHX-D	EPA608	.03	ug/L
Di-n-butyl phthalate	DINBP	EPA625	5.89	ug/L
Di-n-octyl phthalate	2NOCTP	EPA625	9.17	ug/L
Dichlorobromomethane (bromodichloromethane)	BR2CLMETH	EPA624	1.55	ug/L
Dieldrin	DIELDRIN	EPA608	.012	ug/L
Diethyl phthalate	DEP	EPA625	4.66	ug/L
Dimethyl phthalate	DIMP	EPA625	4.64	ug/L
Ending Meter Read and Date	FLOWMETER READ 2	FLOW		gals
Endosulfan sulfate	ENDOSLFN-S	EPA608	.022	ug/L
Endrin	ENDRIN	EPA608	.025	ug/L
Endrin aldehyde	ENDRIN-ALD	EPA608	.025	ug/L
Ethyl acetate - 40CFR136.3 Table 1F	ETHYL ACET:P-O	EPA1666	2	ug/L
Ethylbenzene	ETHYL BNZ	EPA624	1.49	ug/L
Flash Point-Instantaneous	FLASH	ASTME502		DegF
Flow/day thru Connection	FLOW (MGD)			MGD
Fluoranthene	FLUORANTHN	EPA625	4.68	ug/L
Fluorene	FLUORENE	EPA625	4.04	ug/L
Fluoride, Total	FLUORIDE	EPA300	.001	mg/L
Gamma-BHC (Lindane)	6CL-CHX-G	EPA608	.024	ug/L
Gross Alpha Radioactivity	RADIOACTA	EPA00-02		pCi/L
		EPA900		pCi/L
Gross Beta Radioactivity	RADIOACTB	EPA900		pCi/L
Heptachlor	HEPTACHLOR	EPA608	.017	ug/L
Heptachlor epoxide	HEPCL EPOX	EPA608	.025	ug/L
Hexachlorobenzene	6CLBNZ	EPA625	6.89	ug/L
Hexachlorobutadiene	6CLBUTAD	EPA625	9.17	ug/L
Hexachloroethane	6CLETH	EPA625	5.27	ug/L
Hydrogen sulfide, in air	H2S-AIR	AIR		ppm
Indeno (1,2,3-cd)pyrene (2,3-o-phenylene pyrene	ICDP	EPA625	7.7	ug/L
Industry Sump Maintenance	INDSUMP	SUMP		Grade
Iron, Total	IRON	EPA200.7	.02	mg/L
		EPA200.8	.08	mg/L
Isophorone	ISOPHORONE	EPA625	6	ug/L
Isopropyl acetate - 40CFR136.3 Table 1F	ISOP ACETATE:P-O	EPA1666	1	ug/L
Lead, Total	LEAD	EPA200.7	.025	mg/L
		EPA200.8	.008	mg/L
Magnesium, Dissolved	MAGNESIUM DIS	EPA200.7		mg/L
Magnesium, Total	MAGNESIUM	EPA200.7	.02	mg/L
Manganese, Dissolved	MANGANESE DIS	EPA200.7		mg/L
Manganese, Total	MANGANESE	EPA200.7	.006	mg/L
		EPA200.8	.01	mg/L
Mercury, Total	MERCURY	EPA200.8	2.02	mg/L
Methyl bromide (bromomethane)	BRMETHANE	EPA624	2.66	ug/L
Methyl chloride (chloromethane)	CLMETHANE	EPA624	2.11	ug/L
Methylene chloride (dichloromethane)	METHYLE CL	EPA624	1.41	ug/L
Methylene chloride - 40CFR136.3 Table 1F	METHYLE CL:P-O	EPA1666	10	ug/L
Molybdenum, Total	MOLYBDENUM	EPA200.7	.015	mg/L
		EPA200.8	.004	mg/L
N-nitrosodi-n-propylamine	NNDNPRA	EPA625	8.67	ug/L
N-nitrosodimethylamine	NNDMA	EPA625	5.4	ug/L
N-nitrosodiphenylamine	NNP	EPA625	5.01	ug/L
Naphthalene	NAPHTHALENE	EPA625	7.47	ug/L
Nickel, Total	NICKEL	EPA200.7	.012	mg/L
		EPA200.8	.006	mg/L
Nitrate	NITRATE	EPA300	.005	mg/L
Nitrite	NITRITE	EPA300	.004	mg/L
Nitrobenzene	NBNZ	EPA625	7.92	ug/L
Oil and grease, SGT-HEM	PETROLEUM HC	EPA1664-A	1.4	mg/L
Oil and grease, Total	OIL/GREASE		1.4	mg/L
Oxygen, in air	OXYGEN-AIR	AIR		Percent
P-chloro-m-cresol (4-chloro-3-methyl-phenol)	4-CL3-MPHN	EPA625	7.16	ug/L
PCB-1016 (Arochlor 1016)	PCB 1016	EPA608	.5	ug/L
PCB-1221 (Arochlor 1221)	PCB 1221	EPA608	.5	ug/L
PCB-1232 (Arochlor 1232)	PCB 1232	EPA608	.5	ug/L
PCB-1242 (Arochlor 1242)	PCB 1242	EPA608	.5	ug/L
PCB-1248 (Arochlor 1248)	PCB 1248	EPA608	.5	ug/L
PCB-1254 (Arochlor 1254)	PCB 1254	EPA608	.5	ug/L
PCB-1260 (Arochlor 1260)	PCB 1260	EPA608	.5	ug/L
Pentachlorophenol	5CLPHN	EPA625	2.73	ug/L
Phenanthrene	PHENATHRN	EPA625	4.76	ug/L
Phenol	PHENOL (W/OAGG)		2.43	ug/L
Potassium, Dissolved	POTASSIUM DIS	EPA200.7		mg/L

Analytical Methods Used by the IWLab in 2009

PARMNAME	PARMCODE	PROTOCOL	MDL UNITS
Potassium, Total	POTASSIUM	EPA200.7	.35 mg/L
Pyrene	PYRENE	EPA625	4.86 ug/L
Radiator Sump Maintenance	RADSUMP	SUMP	Grade
Selenium, Total	SELENIUM	EPA200.8	.006 mg/L
Silver, Total	SILVER	EPA200.7	.006 mg/L
		EPA200.8	.006 mg/L
Sodium, Dissolved	SODIUM DIS	EPA200.7	mg/L
Sodium, Total	SODIUM	EPA200.7	.02 mg/L
		EPA200.8	.06 mg/L
Solids, Total Dissolved	TDS	SM2540-C	9.75 mg/L
Solids, Total Suspended	TSS	SM2540-D	5 mg/L
Solids, Total Suspended - modified 1/10 dil	TSS 1/10 DIL	SM2540-D	mg/L
Specific Conductance	CONDUCT	EPA120.1	umhos/cm
Specific Conductance-Composite	CONDUCT-COMP	EPA120.1	umhos/cm
Sulfate	SULFATE	EPA300	.007 mg/L
Sulfides, Dissolved	SULFIDE DISSOLVD	EPA376.2	mg/L
Temperature-Instantaneous	TEMP	SM2550-B	DegC
Tetrachloroethene	4CLETHE	EPA624	1.27 ug/L
Thallium, Total	THALLIUM	EPA200.8	.006 mg/L
Toluene	TOLUENE	EPA624	1.19 ug/L
Toxaphene	TOXAPHENE	EPA608	.5 ug/L
Trichloroethylene (trichloroethene)	3CLETHE	EPA624	1.34 ug/L
Trichlorofluoromethane	3CLFLMETH	EPA624	2.34 ug/L
Vinyl chloride (chloroethylene)	VINYL CL	EPA624	2.03 ug/L
Xylene (meta, para)	XYLENE (M+P)	EPA624	3.19 ug/L
Zinc, Total	ZINC	EPA200.7	.006 mg/L
		EPA200.8	.008 mg/L
cis-1,3-Dichloropropene	C13-2CLPRE	EPA624	.95 ug/L
n-Amyl acetate - 40CFR136.3 Table 1F	N-AMYL ACET:P-O	EPA1666	1 ug/L
pH-Instantaneous	PH	SM4500-H+B	pH
pH-highest value	PH HIGHEST	SM4500-H+B	pH
pH-lowest value	PH LOWEST	EPA150.1	pH
trans-1,3-Dichloropropene	T13-2CLPRE	EPA624	1.2 ug/L

187 rows selected.

CHAPTER 5 - INDUSTRIAL POLLUTANT DISCHARGES

5.1 INTRODUCTION

This section presents the results of influent and effluent monitoring for industrial pollutants for 2009 as well as historical influent and effluent data. The data demonstrates that there has been a steady decline in industrial pollutants discharged to the Metropolitan Sewerage System over the past 27 years. Since 1982, when the pretreatment program received EPA approval, the total influent metal loadings have declined by more than 64%, and the total effluent metal loadings have declined by 87%. This is particularly significant since the Metro service region has undergone substantial growth and development during the same time period, resulting in a 17% increase in flows to the Pt. Loma treatment plant. During the same time period, there has been a 95% decrease in total heavy metals discharged by industry.

5.2 PT LOMA Influent / Effluent Metals Trends

Figure 5.2-1 presents the long-term trends in influent and effluent metals loadings at the Point Loma Wastewater Treatment Plant.

Figures 5.2-2 through 5.2-8 are graphs of individual constituent metals in the treatment plant influent and effluent over the period of 1982 through 2009. The constituents presented are cadmium, chromium, copper, lead, nickel, silver, and zinc.

Enforcement of Pretreatment Standards and implementation of Source Control Programs have effectively reduced pollutant loadings at the plant headworks, ensuring that there are no incidents of pass-through or interference attributed to industrial discharges at the Point Loma facility, the receiving waters are protected, and the plant's biosolids qualify for maximum beneficial use.

5.3 POINT LOMA TREATMENT PLANT MONITORING FOR 2009

During 2009, the Point Loma Treatment Plant did not experience any upset, interference, or pass through incidents attributable to non-domestic users of the Metropolitan Sewerage system. A summary of the influent and effluent average metals loadings for the Point Loma Treatment Plant for 2009 is presented on pages 5-6, Tables 5.3-1 and 5.3-2. For monthly averaging purposes in these tables and graphs, "less than" and "not detected" values were treated as zero when all values for a given month were < MDL; however, when one or more values were >MDL, "less than" and "not detected" values were treated as ½ the MDL.

Figure 5.2-1 PT LOMA WASTEWATER TREATMENT PLANT TOTAL METALS: 1982 - 2009
Average Annual Influent / Effluent Cd,Cr,Cu,Pb,Ni,Ag,Zn

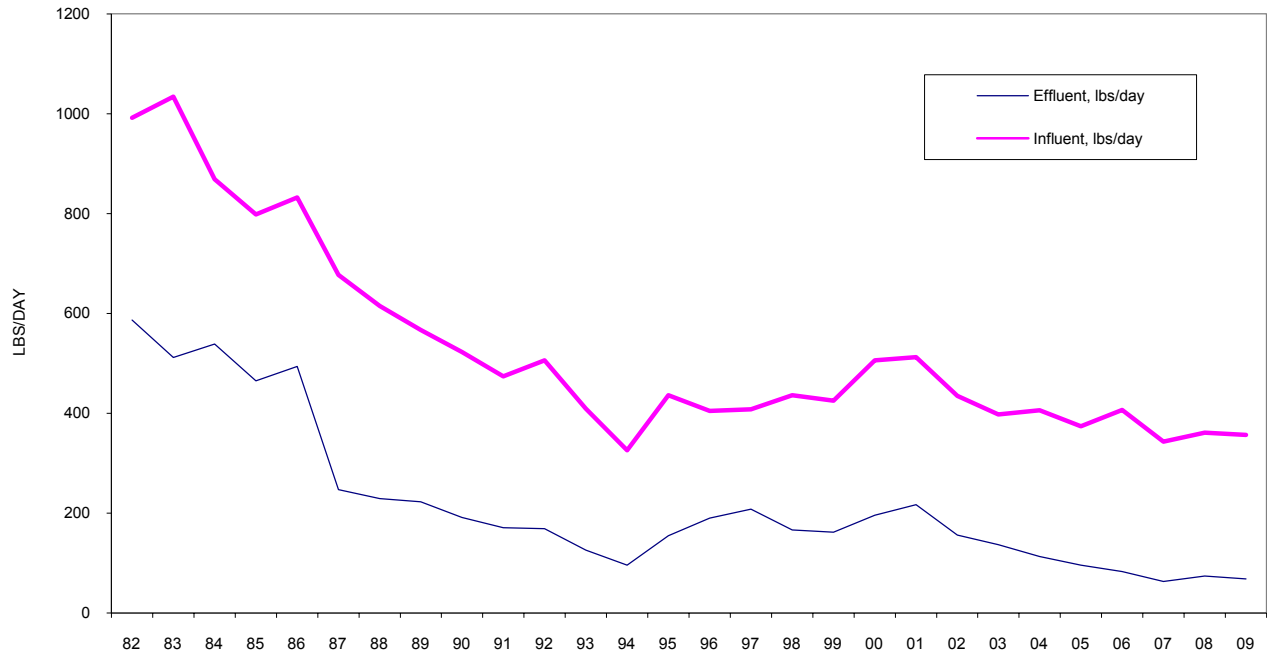


Figure 5.2-2 PT LOMA WASTEWATER TREATMENT PLANT - CADMIUM

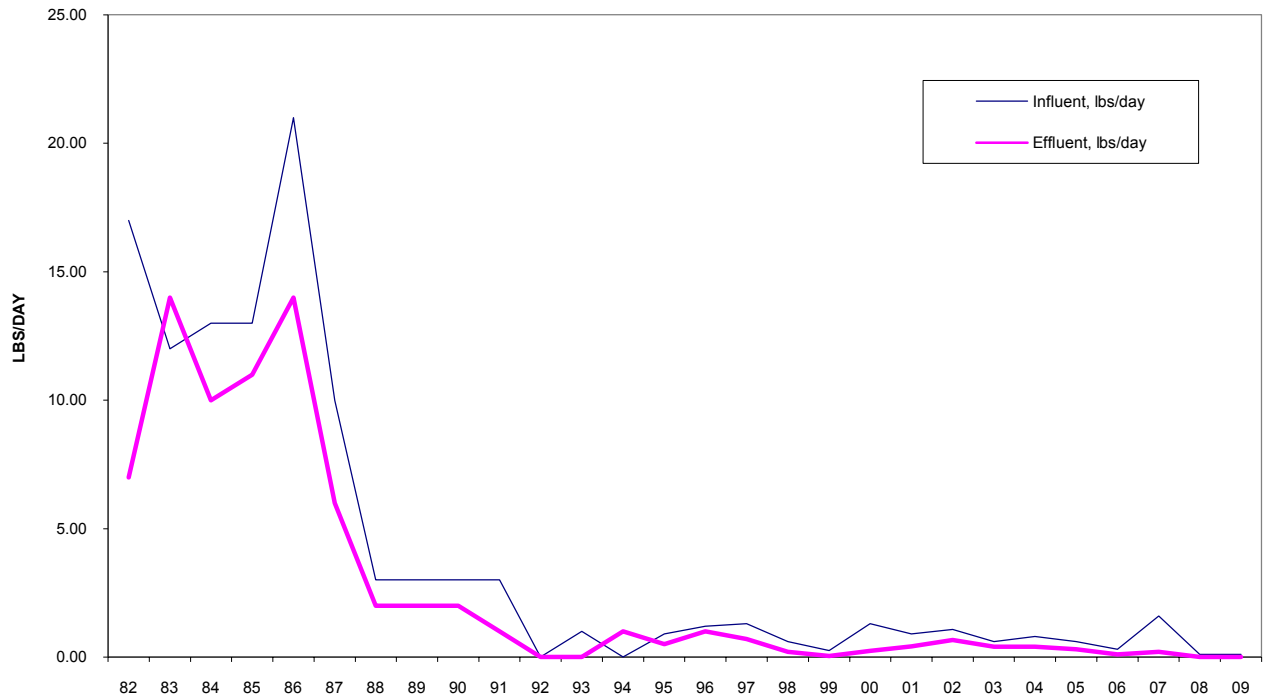


FIGURE 5.2-3 PT LOMA WASTEWATER TREATMENT PLANT - CHROMIUM

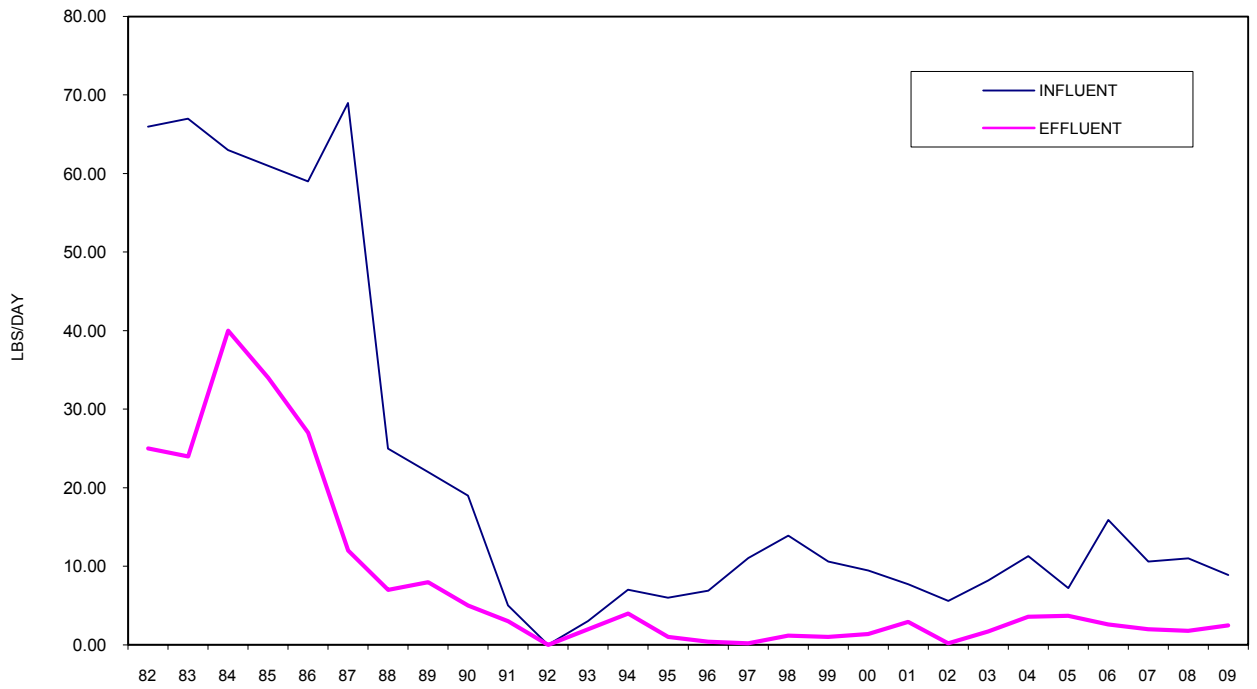


FIGURE 5.2-4 PT LOMA WASTEWATER TREATMENT PLANT - COPPER

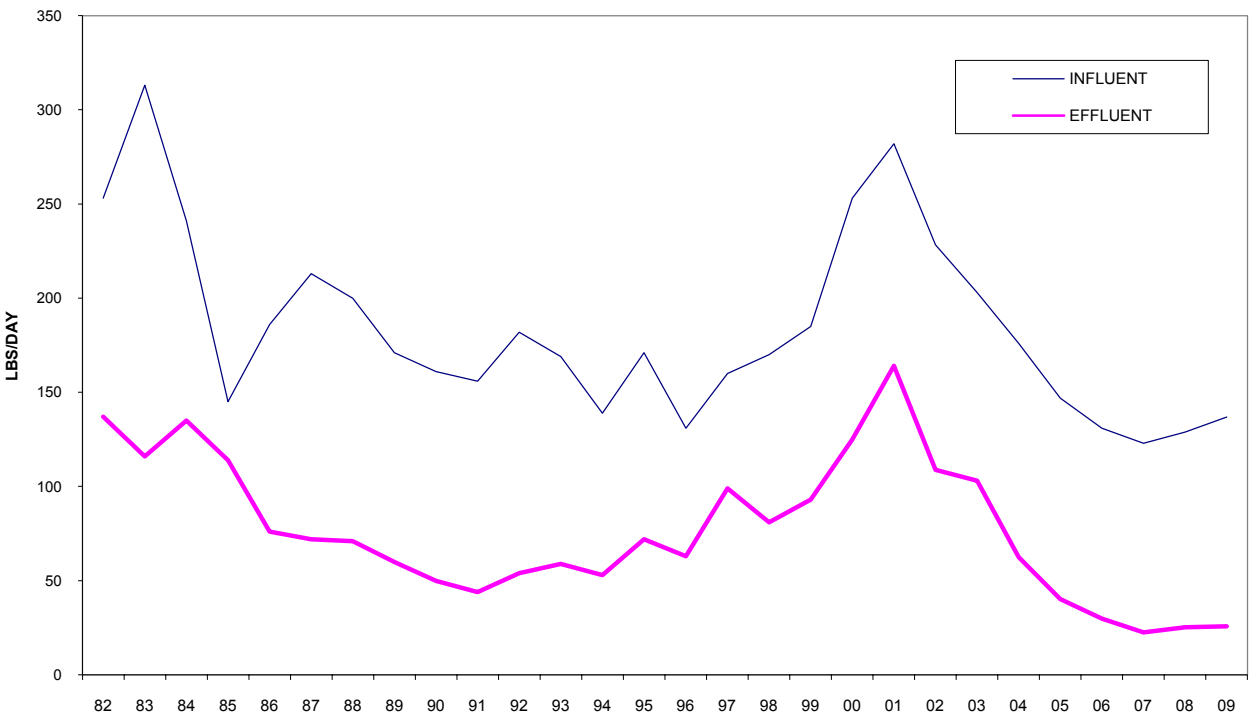


FIGURE 5.2-5 PT LOMA WASTEWATER TREATMENT PLANT - LEAD

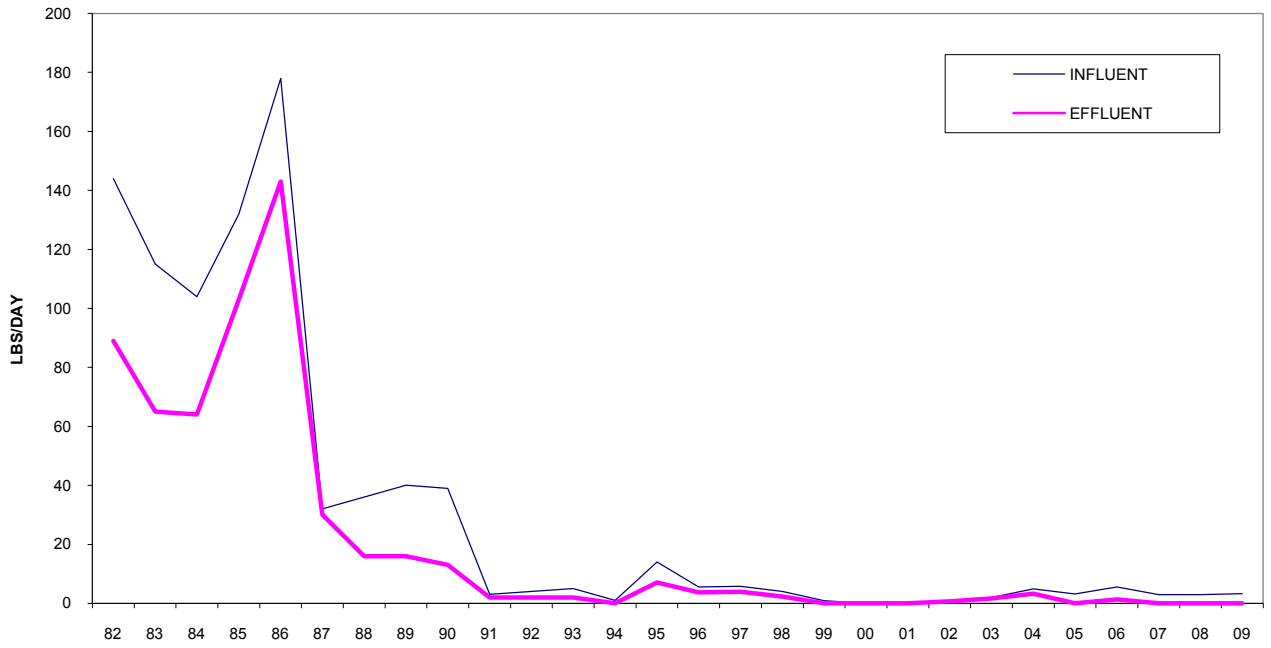


FIGURE 5.2-6 PT LOMA WASTEWATER TREATMENT PLANT - NICKEL

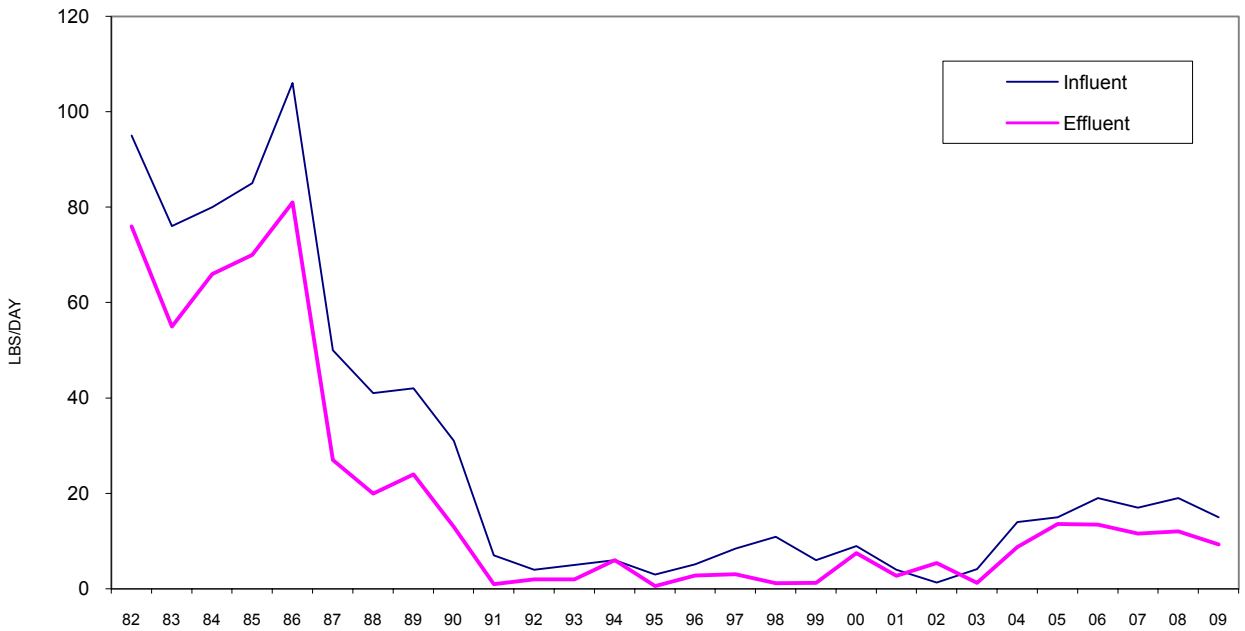


FIGURE 5.2-7 PT LOMA WASTEWATER TREATMENT PLANT - ZINC

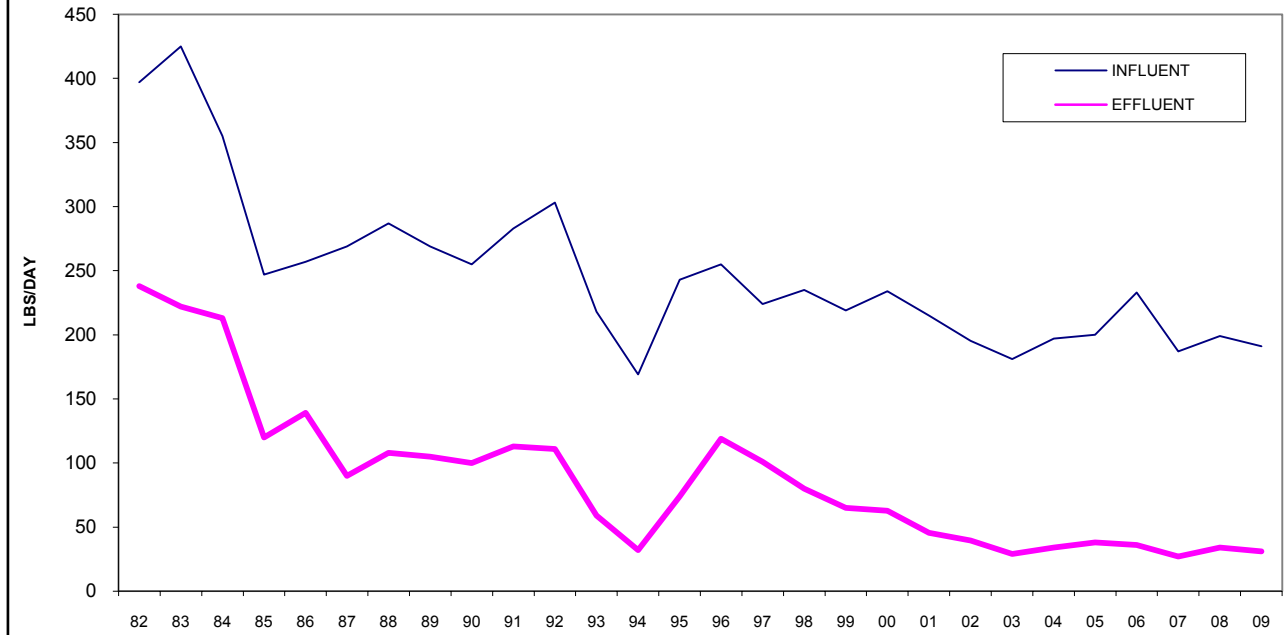
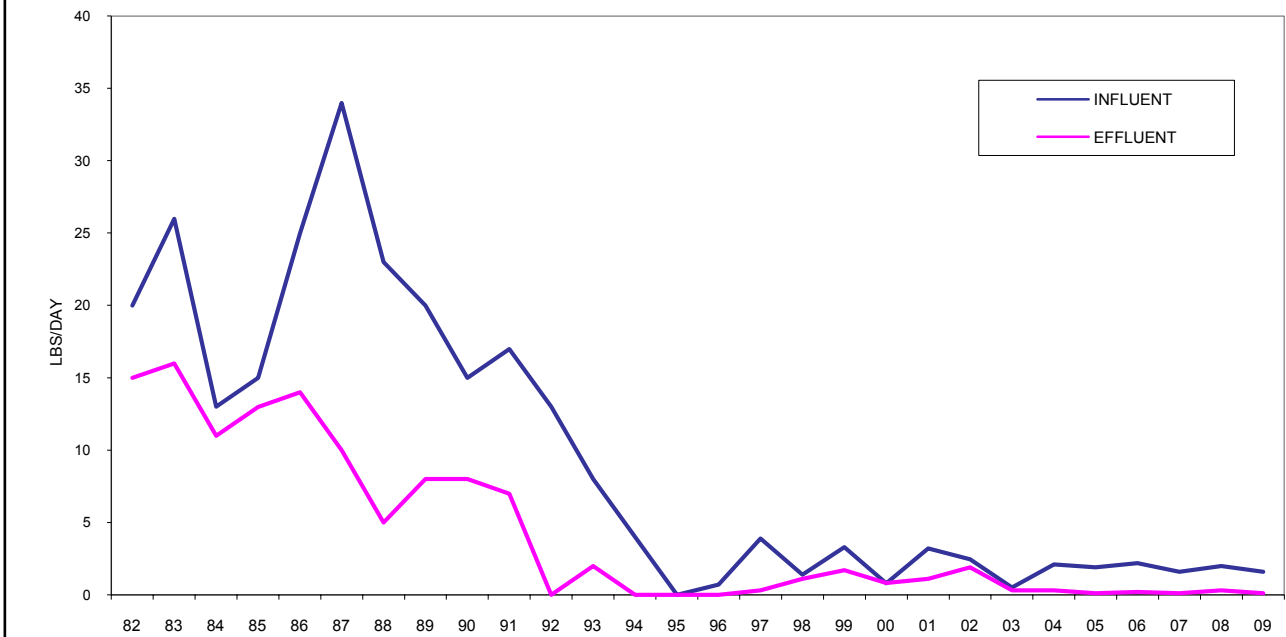


FIGURE 5.2-8 PT LOMA WASTEWATER TREATMENT PLANT - SILVER



**TABLE 5.3-1
POINT LOMA WWTP INFLUENT HEAVY METALS
Average Concentration and Loadings for 2009**

Month	Flow MGD	Cd ug/L	Cr ug/L	Cu ug/L	Pb ug/L	Ni ug/L	Ag ug/L	Zn ug/L
MDL(ug/L)		0.53	1.2	0.63	2	0.53	0.40	0.41
Jan	162.9	0	7.4	88	1.8	12	0.7	139
Feb	175.9	0	8.3	111	3.3	14	1.7	151
Mar	158.0	0	5.3	103	1.6	8	1.1	137
Apr	151.8	0	8	107	2.9	11	1.9	151
May	148.7	0	8.4	126	3.4	13	1.6	166
Jun	148.0	0	6.4	115	3.8	10	1.2	151
Jul	148.1	0.0	6.6	121	3.6	11	1.6	158
Aug	148.3	0	5.5	101	3.3	9	0.9	139
Sep	149.3	0.38	7.1	105	0	14	1.3	142
Oct	148.8	0.35	7.5	137	3.45	14	1.18	211
Nov	143.6	0	7.3	83.6	1.93	12	0.9	120
Dec	156.1	0	5.9	90.2	2.18	9	0.95	126
Avg Flow	153.3							
Avg ug/L		0.1	7.0	107	2.6	11	1.3	149
LBS/day		0.1	8.9	137	3.3	15	1.6	191
Total HM	357							
Total(-)Ag	355							

**TABLE 5.3-2
POINT LOMA WWTP EFFLUENT HEAVY METALS
Average Concentration and Loadings for 2009**

Month	Flow MGD	Cd ug/L	Cr ug/L	Cu ug/L	Pb ug/L	Ni ug/L	Ag ug/L	Zn ug/L
MDL(ug/L)		0.53	1.2	0.63	2	0.53	0.40	0.41
Jan	162.9	0	1.23	23	0	8	0	34
Feb	175.9	0	2.7	34	0	10	0	33
Mar	158.0	0	2	30	0	6	0	26
Apr	151.8	0	1.9	14	0	7	0	22
May	148.7	0	3.8	19	0	10	0.5	22
Jun	148.0	0	1.75	17	0	7	0	20
Jul	148.1	0	1.25	21	0	6	0	21
Aug	148.3	0	1.65	19	0	6	0	25
Sep	149.3	0	1.3	17	0	8	0.43	20
Oct	148.8	0	1.9	18	0	7	0	23
Nov	143.6	0	2.1	14.5	0	7	0	19
Dec	156.1	0	1.7	16.7	0	6	0	22
Avg Flow	153.3							
Avg ug/L		0.0	1.9	20	0.0	7	0.1	24
LBS/day		0.0	2.5	25.9	0.0	9.3	0.1	31
Total HM	68.4							
Total(-)Ag	68.3							

**POINT LOMA WASTEWATER TREATMENT PLANT
INFLUENT AND EFFLUENT DATA SUMMARY**

The results of all analyses performed on the Pt Loma Wastewater Treatment Plant influent and effluent are summarized in the following pages.

POINT LOMA WASTEWATER TREATMENT PLANT
SEWAGE ANNUAL

From 01-JAN-2009 To 31-DEC-2009

Biochemical Oxygen Demand Concentration

		Daily Influent Flow	Daily Influent Value (mg/L)	Daily Influent Value (lbs/Day)	Daily Effluent Value (mg/L)	Daily Effluent Value (lbs/Day)	Percent Removal BOD (%)
JANUARY -2009		162.9	272	369535	101	137217	62.9
FEBRUARY -2009		175.9	256	375554	97	142300	62.1
MARCH -2009		158.0	290	382139	100	131772	65.5
APRIL -2009		151.8	292	369676	94	119005	67.8
MAY -2009		148.7	292	362126	103	127736	64.7
JUNE -2009		148.0	309	381405	98	120963	68.3
JULY -2009		148.2	292	360908	95	117419	67.5
AUGUST -2009		148.3	298	368573	102	126156	65.8
SEPTEMBER-2009		149.3	296	368568	97	120781	67.2
OCTOBER -2009		148.8	303	376021	102	126581	66.3
NOVEMBER -2009		143.1	310	369971	106	126506	65.8
DECEMBER -2009		156.1	289	376242	110	143206	61.9
Average		153.3	292	371727	100	128304	65.5

Total Suspended Solids Concentration

		Daily Influent Flow	Daily Influent TSS (mg/L)	Daily Influent VSS (mg/L)	Percent VSS of TSS (%)	Daily Influent Value (lbs/Day)	Daily Effluent TSS (mg/L)	Daily Effluent VSS (mg/L)	Percent VSS of TSS (%)	Daily Effluent Value (lbs/Day)
JANUARY -2009		162.9	279	241	86.4	379045	30	23	76.7	40758
FEBRUARY -2009		175.9	263	224	85.2	385823	29	22	75.9	42543
MARCH -2009		158.0	303	259	85.5	399269	31	23	74.2	40849
APRIL -2009		151.8	317	276	87.1	401326	29	23	79.3	36714
MAY -2009		148.7	324	280	86.4	401811	32	24	75.0	39685
JUNE -2009		148.0	330	281	85.2	407326	30	23	76.7	37030
JULY -2009		148.2	317	270	85.2	391808	31	24	77.4	38316
AUGUST -2009		148.3	326	277	85.0	403204	34	27	79.4	42052
SEPTEMBER-2009		149.3	323	275	85.1	402187	33	25	75.8	41090
OCTOBER -2009		148.8	308	262	85.1	382226	31	23	74.2	38471
NOVEMBER -2009		143.1	306	257	84.0	365197	32	24	75.0	38191
DECEMBER -2009		156.1	300	253	84.3	390562	36	28	77.8	46867
Average		153.3	308	263		392482	32	24		40214

		Percent Removal TSS (%)	Percent Removal VSS (%)
JANUARY -2009		89.2	90.5
FEBRUARY -2009		89.0	90.2
MARCH -2009		89.8	91.1
APRIL -2009		90.9	91.7
MAY -2009		90.1	91.4
JUNE -2009		90.9	91.8
JULY -2009		90.2	91.1
AUGUST -2009		89.6	90.3
SEPTEMBER-2009		89.8	90.9
OCTOBER -2009		89.9	91.2
NOVEMBER -2009		89.5	90.7
DECEMBER -2009		88.0	88.9
Average		89.7	90.8

Annual Mass Emissions are calculated from monthly averages of flow and TSS, whereas Monthly Report average mass emissions are calculated from average daily mass emissions.

POINT LOMA WASTEWATER TREATMENT PLANT

Systemwide BOD Removals - 2009

MONTH	Pt. Loma Influent Mass Emissions	NCWRP PS64 Mass Emissions	NCWRP Penasquitos Mass Emissions	MBC Return Mass Emissions	NCWRP Return Mass Emissions	Total Return Mass Emissions	Pt. Loma Effluent Mass Emissions	System wide Adjusted BOD Removals	Pt. Loma Daily BOD Removals	Pt. Loma Daily BOD Eff Conc.
09-01	369,460	29,594	8,868	8,560	6,165	14,725	137,170	65.0	62.7	101
09-02	374,507	23,007	13,295	4,327	7,126	11,453	142,223	64.3	62.0	97
09-03	382,029	33,924	14,584	4,701	19,997	24,698	131,805	67.3	65.4	100
09-04	369,427	29,912	14,460	5,624	7,145	12,769	119,452	70.2	67.6	94
09-05	361,805	29,206	12,945	6,583	12,719	19,302	126,898	66.9	64.9	102
09-06	380,968	32,307	11,561	7,388	3,708	11,096	120,928	70.7	68.1	98
09-07	360,279	32,721	10,246	7,026	17,796	24,822	117,485	68.2	67.3	95
09-08	369,155	28,722	15,853	7,209	1,708	8,917	125,764	68.9	65.8	102
09-09	368,130	29,829	15,505	7,045	2,819	9,864	120,675	70.0	67.1	97
09-10	375,603	30,656	16,209	5,113	8,178	13,291	126,299	69.0	66.2	102
09-11	370,036	31,574	16,056	8,159	15,099	23,258	126,814	67.6	65.5	106
09-12	372,907	26,978	15,887	4,636	12,483	17,119	141,791	64.3	61.7	109
avg	371,192	29,869	13,789	6,364	9,579	15,943	128,109	67.7	65.4	100.3

POINT LOMA WASTEWATER TREATMENT PLANT

Systemwide TSS Removals - 2009

MONTH	Pt. Loma Influent Mass Emissions	NCWRP PS64 Mass Emissions	NCWRP Penasquitos Mass Emissions	MBC Return Mass Emissions	NCWRP Return Mass Emissions	Total Return Mass Emissions	Pt. Loma Effluent Mass Emissions	System wide Adjusted TSS Removals	Pt. Loma Daily TSS Removals	Pt. Loma Daily TSS Eff Conc.
09-01	379,657	31,965	14,845	28,463	10,518	38,981	41,479	89.1	89.0	31
09-02	383,727	23,581	20,573	10,754	11,180	21,934	41,993	89.7	89.1	29
09-03	399,162	29,684	19,063	8,839	24,171	33,011	40,033	90.3	89.9	30
09-04	401,459	27,922	20,268	14,440	9,881	24,320	37,187	91.2	90.7	29
09-05	401,505	29,928	20,077	24,192	26,372	50,563	39,298	89.9	90.1	32
09-06	407,568	31,497	18,146	24,415	7,553	31,968	37,303	91.1	90.8	30
09-07	391,173	32,736	13,295	18,800	24,734	43,535	38,852	86.6	90.0	31
09-08	402,658	29,172	22,561	22,454	2,978	25,432	42,360	89.9	89.2	34
09-09	401,211	32,117	22,484	26,303	6,010	32,313	40,785	90.2	89.7	33
09-10	382,775	25,813	28,468	13,340	15,967	29,307	38,017	90.6	90.0	31
09-11	365,391	29,391	20,223	17,400	15,708	33,108	37,831	89.9	89.5	32
09-12	388,615	27,042	22,754	13,238	32,357	45,595	47,166	86.7	87.7	36
avg	392,075	29,237	20,230	18,553	15,619	34,172	40,192	89.6	89.6	31.5

Annual mass emissions are calculated from monthly averages of flow and TSS, whereas Monthly Report average mass emissions are calculated from average daily mass emissions.

The mass emission for the Return Stream is calculated using data from four NCWRP sources (plant drain, filter backwash, excess primary effluent, and disinfected final effluent that is not reclaimed) and one MBC source (centrate from the dewatering process) that are diverted to the Return Stream.

POINT LOMA WASTEWATER TREATMENT PLANT

From 01-JAN-2009 To 31-DEC-2009

Effluent to Ocean Outfall
(PLE)

		pH	Settleable Solids (ml/L)	Biochemical Oxygen Demand (mg/L)	Hexane Extractable Material (mg/L)	Temperature (C)	Floating Particulates (mg/L)	Turbidity (NTU)
=====	=====	=====	=====	=====	=====	=====	=====	=====
JANUARY -2009		7.22	0.1	101	10.0	23.3	ND	36
FEBRUARY -2009		7.26	<0.1	97	8.3	23.0	ND	32
MARCH -2009		7.25	0.1	100	8.4	23.3	ND	35
APRIL -2009		7.25	0.2	94	8.0	23.8	ND	33
MAY -2009		7.23	0.3	103	8.3	25.1	ND	39
JUNE -2009		7.18	0.4	98	9.4	25.8	ND	35
JULY -2009		7.17	0.4	95	9.7	27.1	ND	39
AUGUST -2009		7.18	0.5	102	11.2	27.9	ND	43
SEPTEMBER-2009		7.18	0.3	97	9.2	28.4	ND	41
OCTOBER -2009		7.17	0.5	102	9.6	27.2	ND	43
NOVEMBER -2009		7.16	0.4	106	11.5	26.1	ND	43
DECEMBER -2009		7.19	0.1	110	11.0	24.0	ND	37
=====	=====	=====	=====	=====	=====	=====	=====	=====
Average		7.20	0.3	100	9.6	25.4	ND	38

Influent to Plant
(PLR)

		pH	Settleable Solids (ml/L)	Biochemical Oxygen Demand (mg/L)	Hexane Extractable Material (mg/L)	Temperature (C)	Floating Particulates (mg/L)	Turbidity (NTU)
=====	=====	=====	=====	=====	=====	=====	=====	=====
JANUARY -2009		7.38	14.10	272	41.9	23.1	<1.40	136
FEBRUARY -2009		7.46	15.10	256	38.8	22.9	1.60	134
MARCH -2009		7.43	15.10	290	42.4	23.2	1.73	143
APRIL -2009		7.42	15.60	292	42.8	23.8	<1.40	143
MAY -2009		7.39	18.30	292	50.4	25.0	<1.40	142
JUNE -2009		7.31	17.00	309	48.4	25.7	<1.40	146
JULY -2009		7.31	18.90	292	47.4	27.1	<1.40	144
AUGUST -2009		7.31	17.70	298	43.4	28.1	<1.40	140
SEPTEMBER-2009		7.32	17.80	296	45.6	28.2	<1.40	139
OCTOBER -2009		7.29	17.20	303	44.6	27.3	<1.40	144
NOVEMBER -2009		7.28	17.60	310	50.9	26.1	<1.40	139
DECEMBER -2009		7.33	16.00	289	45.7	24.1	1.94	137
=====	=====	=====	=====	=====	=====	=====	=====	=====
Average		7.35	16.7	292	45.2	25.4	0.4	141

ND=not detected
NS=not sampled
NA=not analyzed.

POINT LOMA WASTEWATER TREATMENT PLANT
ANNUAL SEWAGE
Trace Metals
(Limits shown are the 6-Month Median Maximum)

From: 01-JAN-2009 to: 31-DEC-2009

Analyte:	Antimony	Antimony	Arsenic	Arsenic	Beryllium	Beryllium	Cadmium	Cadmium
MDL	2.9	2.9	.4	.4	.022	.022	.53	.53
Units	UG/L	UG/L	UG/L	UG/L	UG/L	UG/L	UG/L	UG/L
Source:	PLR	PLE	PLR	PLE	PLR	PLE	PLR	PLE
=====	=====	=====	=====	=====	=====	=====	=====	=====
JANUARY -2009	ND	ND	1.00	0.71	ND	ND	ND	ND
FEBRUARY -2009	ND	ND	1.19	0.81	0.046	<0.022	ND	ND
MARCH -2009	ND	ND	1.03	0.47	0.028	ND	ND	ND
APRIL -2009	ND	ND	1.19	0.69	0.036	ND	ND	ND
MAY -2009	ND	ND	1.22	0.84	<0.022	<0.022	ND	ND
JUNE -2009	ND	ND	0.95	0.75	<0.022	ND	ND	ND
JULY -2009	ND	ND	1.09	0.71	<0.022	ND	ND	ND
AUGUST -2009	ND	ND	1.57	1.13	<0.022	ND	ND	ND
SEPTEMBER-2009	<2.9	<2.9	1.51	1.10	<0.022	ND	<0.53	ND
OCTOBER -2009	<2.9	<2.9	1.19	0.80	0.054	<0.022	<0.53	ND
NOVEMBER -2009	ND	ND	1.00	0.78	<0.022	<0.022	ND	<0.53
DECEMBER -2009	ND	ND	1.13	0.71	0.049	0.038	ND	ND
=====	=====	=====	=====	=====	=====	=====	=====	=====
AVERAGE	0.0	0.0	1.17	0.79	0.018	0.003	0.00	0.00

Analyte:	Chromium	Chromium	Copper	Copper	Iron	Iron	Lead	Lead
MDL	1.2	1.2	2	2	37	37	2	2
Units	UG/L	UG/L	UG/L	UG/L	UG/L	UG/L	UG/L	UG/L
Source:	PLR	PLE	PLR	PLE	PLR	PLE	PLR	PLE
=====	=====	=====	=====	=====	=====	=====	=====	=====
JANUARY -2009	7.4	<1.2	87.7	22.2	5550	2670	<2.0	ND
FEBRUARY -2009	8.3	2.6	111.0	33.8	5390	2260	3.3	ND
MARCH -2009	5.3	1.9	103.0	30.1	5710	2350	<2.0	ND
APRIL -2009	8.0	1.8	107.0	14.5	6520	2170	2.9	ND
MAY -2009	8.4	3.8	126.0	19.0	6920	3960	3.4	ND
JUNE -2009	6.4	1.6	115.0	17.1	7330	2570	3.8	ND
JULY -2009	6.6	<1.2	121.0	20.8	7440	2310	3.6	ND
AUGUST -2009	5.5	1.8	101.0	18.9	5810	2460	3.1	ND
SEPTEMBER-2009	7.1	<1.2	105.0	17.4	5940	2010	ND	ND
OCTOBER -2009	7.5	1.9	137.0	17.9	8200	2260	3.2	ND
NOVEMBER -2009	7.3	2.1	83.6	14.5	7480	2620	<2.0	ND
DECEMBER -2009	5.9	1.7	90.2	16.7	5830	2270	<2.0	ND
=====	=====	=====	=====	=====	=====	=====	=====	=====
AVERAGE	7.0	1.6	107.3	20.2	6510	2493	1.9	ND

ND= not detected
NA= not analyzed
NS= not sampled

POINT LOMA WASTEWATER TREATMENT PLANT
ANNUAL SEWAGE
Trace Metals
(Limits shown are the 6-Month Median Maximum)

From: 01-JAN-2009 to: 31-DEC-2009

Analyte:	Mercury	Mercury	Nickel	Nickel	Selenium	Selenium	Silver	Silver
MDL	.09	.09	.53	.53	.28	.28	.4	.4
Units	UG/L	UG/L	UG/L	UG/L	UG/L	UG/L	UG/L	UG/L
Source:	PLR	PLE	PLR	PLE	PLR	PLE	PLR	PLE
=====	=====	=====	=====	=====	=====	=====	=====	=====
JANUARY -2009	0.10	ND	12.5	7.3	1.79	1.28	0.6	ND
FEBRUARY -2009	ND	ND	14.3	10.3	1.95	1.51	1.7	ND
MARCH -2009	ND	ND	7.6	6.1	2.30	1.63	1.1	<0.4
APRIL -2009	0.14	ND	10.9	7.2	2.46	1.67	1.9	<0.4
MAY -2009	0.13	ND	12.5	9.4	2.08	1.40	1.6	<0.4
JUNE -2009	0.26	ND	9.9	6.9	1.90	1.24	1.1	ND
JULY -2009	0.25	ND	10.8	6.1	2.02	1.27	1.6	ND
AUGUST -2009	0.19	ND	8.9	6.0	1.87	1.28	0.8	ND
SEPTEMBER-2009	0.23	ND	13.4	8.4	1.89	1.18	1.3	0.4
OCTOBER -2009	0.09	ND	14.0	6.7	1.70	0.89	1.1	ND
NOVEMBER -2009	<0.09	ND	12.3	7.3	1.48	1.15	0.8	ND
DECEMBER -2009	0.09	<0.09	9.3	5.7	1.81	1.40	0.9	ND
=====	=====	=====	=====	=====	=====	=====	=====	=====
AVERAGE	0.12	0.00	11.4	7.3	1.94	1.33	1.2	0.0

Analyte:	Thallium	Thallium	Zinc	Zinc
MDL	3.9	3.9	2.5	2.5
Units	UG/L	UG/L	UG/L	UG/L
Source:	PLR	PLE	PLR	PLE
=====	=====	=====	=====	=====
JANUARY -2009	ND	ND	139	33
FEBRUARY -2009	ND	ND	151	33
MARCH -2009	ND	ND	137	26
APRIL -2009	ND	ND	151	22
MAY -2009	ND	ND	166	22
JUNE -2009	ND	ND	151	20
JULY -2009	ND	ND	158	21
AUGUST -2009	ND	ND	139	25
SEPTEMBER-2009	ND	ND	142	20
OCTOBER -2009	ND	ND	211	23
NOVEMBER -2009	ND	ND	120	19
DECEMBER -2009	ND	ND	126	22
=====	=====	=====	=====	=====
AVERAGE	ND	ND	149	24

ND= not detected
NA= not analyzed
NS= not sampled

POINT LOMA WASTEWATER TREATMENT PLANT
ANNUAL SEWAGE
Ammonia-Nitrogen and Total Cyanides
(Limits shown are the 6-Month Median Maximum)

From: 01-JAN-2009 to: 31-DEC-2009

	Ammonia-N .3 MG/L PLR	Ammonia-N .3 MG/L PLE 123	Cyanides, Total .002 MG/L PLR	Cyanides, Total .002 MG/L PLE 0.200
Limit:				
JANUARY -2009	29.7	29.3	0.002	<0.002
FEBRUARY -2009	29.7	29.0	ND	<0.002
MARCH -2009	31.6	30.5	0.002	0.003
APRIL -2009	33.8	33.2	<0.002	0.002
MAY -2009	33.4	32.2	<0.002	0.002
JUNE -2009	34.2	33.0	<0.002	0.002
JULY -2009	33.6	32.5	<0.002	<0.002
AUGUST -2009	32.1	31.0	<0.002	<0.002
SEPTEMBER-2009	31.8	30.8	<0.002	0.010
OCTOBER -2009	33.3	32.2	ND	0.002
NOVEMBER -2009	35.8	34.6	<0.002	0.002
DECEMBER -2009	30.2	29.9	0.002	0.002
Average:	32.4	31.5	0.001	0.002

Chlorine Residual, Total
.03 MG/L
PLE

	Chlorine Residual, Total .03 MG/L PLE
Limit:	
JANUARY -2009	<0.0
FEBRUARY -2009	0.1
MARCH -2009	ND
APRIL -2009	ND
MAY -2009	ND
JUNE -2009	ND
JULY -2009	ND
AUGUST -2009	<0.0
SEPTEMBER-2009	ND
OCTOBER -2009	ND
NOVEMBER -2009	ND
DECEMBER -2009	<0.0
Average:	0.0

ND= not detected
NA= not analyzed
NS= not sampled

POINT LOMA WASTEWATER TREATMENT PLANT
ANNUAL SEWAGE
Radioactivity

From: 01-JAN-2009 To: 31-DEC-2009

Source	Month		Gross Alpha Radiation	Gross Beta Radiation
=====	=====		=====	=====
PLR	JANUARY	-2009	3.9±2.9	29.9±7.8
PLR	FEBRUARY	-2009	3.4±2.8	29.9±6.2
PLR	MARCH	-2009	5.8±3.6	28.3±6.1
PLR	APRIL	-2009	5.9±3.6	28.8±6.8
PLR	MAY	-2009	0.6±4.4	30.7±7.9
PLR	JUNE	-2009	2.7±3.1	29.1±7.2
PLR	JULY	-2009	4.2±4.5	31.6±8.0
PLR	AUGUST	-2009	2.4±3.6	33.5±7.8
PLR	SEPTEMBER	-2009	4.4±3.6	31.9±8.2
PLR	OCTOBER	-2009	2.8±3.4	32.7±8.0
PLR	NOVEMBER	-2009	2.9±3.6	32.1±7.7
PLR	DECEMBER	-2009	4.0±3.6	39.2±10.5
=====	=====		=====	=====
AVERAGE			3.6±3.5	31.5±7.7

Source	Month		Gross Alpha Radiation	Gross Beta Radiation
=====	=====		=====	=====
PLE	JANUARY	-2009	1.0±1.6	27.0±5.7
PLE	FEBRUARY	-2009	4.8±3.0	29.5±6.4
PLE	MARCH	-2009	5.1±3.3	28.7±6.2
PLE	APRIL	-2009	2.8±3.2	32.6±7.1
PLE	MAY	-2009	0.0±3.3	32.3±6.6
PLE	JUNE	-2009	2.6±3.7	25.9±6.1
PLE	JULY	-2009	3.3±3.4	30.2±6.7
PLE	AUGUST	-2009	4.0±3.6	34.5±7.4
PLE	SEPTEMBER	-2009	3.7±4.0	37.0±8.8
PLE	OCTOBER	-2009	1.3±2.5	34.8±7.9
PLE	NOVEMBER	-2009	0.6±3.1	36.1±7.8
PLE	DECEMBER	-2009	6.4±4.1	37.5±11.0
=====	=====		=====	=====
AVERAGE			3.0±3.2	32.2±7.3

ND= not detected
NA= not analyzed
NS= not sampled

Units in picocuries/liter (pCi/L)

POINT LOMA WASTEWATER TREATMENT PLANT
SEWAGE ANNUAL - Chlorinated Pesticide Analysis

From 01-JAN-2009 To 31-DEC-2009

Effluent

Analyte	MDL	Units	JAN	FEB	MAR	APR	MAY	JUN	JUL	AUG	SEP	OCT	NOV	DEC	AVG
Aldrin	7	NG/L	ND	ND	ND	ND	ND	ND	ND	ND	ND	ND	ND	ND	ND
Dieldrin	3	NG/L	ND	ND	ND	ND	ND	ND	ND	ND	ND	ND	ND	ND	ND
BHC, Alpha isomer	7	NG/L	ND	ND	ND	ND	ND	ND	ND	ND	ND	ND	ND	ND	ND
BHC, Beta isomer	3	NG/L	ND	ND	ND	ND	ND	ND	ND	ND	ND	ND	ND	ND	ND
BHC, Gamma isomer	5	NG/L	ND	ND	ND	ND	ND	ND	ND	<5	ND	ND	ND	ND	0
BHC, Delta isomer	3	NG/L	ND	ND	ND	ND	ND	ND	ND	ND	ND	ND	ND	ND	ND
p,p-DDD	3	NG/L	ND	ND	ND	ND	ND	ND	ND	ND	ND	ND	ND	ND	ND
p,p-DDE	4	NG/L	ND	ND	ND	ND	ND	ND	ND	ND	ND	ND	ND	ND	ND
p,p-DDT	8	NG/L	ND	ND	ND	ND	ND	ND	ND	ND	ND	ND	ND	ND	ND
o,p-DDD	4	NG/L	ND	ND	ND	ND	ND	ND	ND	ND	ND	ND	ND	ND	ND
o,p-DDE	5	NG/L	ND	<5	ND	ND	ND	ND	ND	ND	ND	ND	ND	ND	0
o,p-DDT	3	NG/L	ND	ND	ND	ND	ND	ND	ND	ND	ND	ND	ND	ND	ND
Heptachlor	8	NG/L	ND	ND	ND	ND	ND	ND	ND	ND	ND	ND	ND	ND	ND
Heptachlor epoxide	4	NG/L	ND	ND	ND	ND	ND	ND	ND	ND	ND	ND	ND	ND	ND
Alpha (cis) Chlordane	3	NG/L	ND	ND	ND	ND	ND	ND	ND	ND	ND	ND	ND	ND	ND
Gamma (trans) Chlordane	4	NG/L	ND	ND	ND	ND	ND	ND	ND	ND	ND	ND	ND	ND	ND
Alpha Chlordene		NG/L	NA	NA	NA	NA	NA	NA	NA	NA	NA	NA	NA	NA	NA
Gamma Chlordene		NG/L	NA	NA	NA	NA	NA	NA	NA	NA	NA	NA	NA	NA	NA
Oxychlordane	6	NG/L	ND	ND	ND	ND	ND	ND	ND	ND	ND	ND	ND	ND	ND
Trans Nonachlor	5	NG/L	ND	ND	ND	ND	ND	ND	ND	ND	ND	ND	ND	ND	ND
Cis Nonachlor	3	NG/L	ND	ND	ND	ND	ND	ND	ND	ND	ND	ND	ND	ND	ND
Alpha Endosulfan	4	NG/L	ND	ND	ND	ND	ND	ND	ND	ND	ND	ND	ND	ND	ND
Beta Endosulfan	2	NG/L	ND	ND	ND	<2	ND	ND	ND	ND	ND	ND	ND	ND	0
Endosulfan Sulfate	6	NG/L	ND	ND	ND	ND	ND	ND	ND	ND	ND	ND	ND	ND	ND
Endrin	2	NG/L	ND	ND	ND	ND	ND	ND	ND	ND	ND	ND	ND	ND	ND
Endrin aldehyde	9	NG/L	ND	ND	ND	ND	ND	ND	ND	ND	ND	ND	ND	ND	ND
Mirex	10	NG/L	ND	ND	ND	ND	ND	ND	ND	ND	ND	ND	ND	ND	ND
Methoxychlor	10	NG/L	ND	ND	ND	ND	ND	ND	ND	ND	ND	ND	ND	ND	ND
Toxaphene	330	NG/L	ND	ND	ND	ND	ND	ND	ND	ND	ND	ND	ND	ND	ND
PCB 1016	4000	NG/L	ND	ND	ND	ND	ND	ND	ND	ND	ND	ND	ND	ND	ND
PCB 1221	4000	NG/L	ND	ND	ND	ND	ND	ND	ND	ND	ND	ND	ND	ND	ND
PCB 1232	360	NG/L	ND	ND	ND	ND	ND	ND	ND	ND	ND	ND	ND	ND	ND
PCB 1242	4000	NG/L	ND	ND	ND	ND	ND	ND	ND	ND	ND	ND	ND	ND	ND
PCB 1248	2000	NG/L	ND	ND	ND	ND	ND	ND	ND	ND	ND	ND	ND	ND	ND
PCB 1254	2000	NG/L	ND	ND	ND	ND	ND	ND	ND	ND	ND	ND	ND	ND	ND
PCB 1260	2000	NG/L	ND	ND	ND	ND	ND	ND	ND	ND	ND	ND	ND	ND	ND
PCB 1262	930	NG/L	ND	ND	ND	ND	ND	ND	ND	ND	ND	ND	ND	ND	ND
Aldrin + Dieldrin	7	NG/L	0	0	0	0	0	0	0	0	0	0	0	0	0
Hexachlorocyclohexanes	7	NG/L	0	0	0	0	0	0	0	0	0	0	0	0	0
DDT and derivatives	8	NG/L	0	0	0	0	0	0	0	0	0	0	0	0	0
Chlordane + related cmpds.	6	NG/L	0	0	0	0	0	0	0	0	0	0	0	0	0
Polychlorinated biphenyls	4000	NG/L	0	0	0	0	0	0	0	0	0	0	0	0	0
Endosulfans	6	NG/L	0	0	0	0	0	0	0	0	0	0	0	0	0
Heptachlors	8	NG/L	0	0	0	0	0	0	0	0	0	0	0	0	0
Chlorinated Hydrocarbons	4000	NG/L	0	0	0	0	0	0	0	0	0	0	0	0	0

ND= not detected
NA= not analyzed

POINT LOMA WASTEWATER TREATMENT PLANT
SEWAGE ANNUAL - Chlorinated Pesticide Analysis

From 01-JAN-2009 To 31-DEC-2009

Influent

Analyte	MDL	Units	JAN	FEB	MAR	APR	MAY	JUN	JUL	AUG	SEP	OCT	NOV	DEC	AVG
Aldrin	7	NG/L	ND	ND	ND	ND	ND	ND	ND	ND	ND	ND	ND	ND	ND
Dieldrin	3	NG/L	ND	ND	ND	ND	ND	ND	ND	ND	ND	ND	ND	ND	ND
BHC, Alpha isomer	7	NG/L	ND	ND	ND	ND	ND	ND	ND	ND	ND	ND	ND	ND	ND
BHC, Beta isomer	3	NG/L	ND	ND	ND	ND	ND	ND	ND	ND	ND	ND	ND	ND	ND
BHC, Gamma isomer	5	NG/L	ND	ND	ND	<5	ND	ND	ND	ND	ND	ND	ND	ND	0
BHC, Delta isomer	3	NG/L	ND	ND	ND	ND	ND	ND	ND	ND	ND	ND	ND	ND	ND
p,p-DDD	3	NG/L	ND	ND	ND	ND	ND	ND	ND	ND	ND	ND	ND	ND	ND
p,p-DDE	4	NG/L	ND	13	ND	6	14	ND	ND	ND	ND	<4	ND	ND	3
p,p-DDT	8	NG/L	ND	ND	ND	ND	ND	ND	ND	ND	ND	ND	ND	ND	ND
o,p-DDD	4	NG/L	ND	ND	ND	ND	ND	ND	ND	ND	ND	ND	ND	ND	ND
o,p-DDE	5	NG/L	ND	ND	ND	ND	ND	ND	ND	ND	ND	ND	ND	ND	ND
o,p-DDT	3	NG/L	ND	ND	ND	ND	ND	ND	ND	ND	ND	ND	ND	ND	ND
Heptachlor	8	NG/L	ND	ND	ND	ND	ND	ND	ND	ND	ND	ND	ND	ND	ND
Heptachlor epoxide	4	NG/L	ND	ND	ND	ND	ND	ND	ND	ND	ND	ND	ND	ND	ND
Alpha (cis) Chlordane	3	NG/L	ND	ND	ND	ND	ND	ND	ND	ND	ND	ND	ND	ND	ND
Gamma (trans) Chlordane	4	NG/L	ND	ND	ND	ND	ND	ND	ND	ND	ND	ND	ND	ND	ND
Alpha Chlordene		NG/L	NA	NA	NA	NA	NA	NA	NA	NA	NA	NA	NA	NA	NA
Gamma Chlordene		NG/L	NA	NA	NA	NA	NA	NA	NA	NA	NA	NA	NA	NA	NA
Oxychlordane	6	NG/L	ND	ND	ND	ND	ND	ND	ND	ND	ND	ND	ND	ND	ND
Trans Nonachlor	5	NG/L	ND	ND	ND	ND	ND	ND	ND	ND	ND	ND	ND	ND	ND
Cis Nonachlor	3	NG/L	ND	ND	ND	ND	ND	ND	ND	ND	ND	ND	ND	ND	ND
Alpha Endosulfan	4	NG/L	ND	ND	ND	ND	ND	ND	ND	ND	ND	ND	ND	ND	ND
Beta Endosulfan	2	NG/L	ND	ND	ND	2	ND	ND	ND	ND	ND	ND	ND	ND	0
Endosulfan Sulfate	6	NG/L	ND	ND	ND	ND	ND	ND	ND	ND	ND	ND	ND	ND	ND
Endrin	2	NG/L	ND	ND	ND	ND	ND	ND	ND	ND	ND	ND	ND	ND	ND
Endrin aldehyde	9	NG/L	ND	ND	ND	ND	ND	ND	ND	ND	ND	ND	ND	ND	ND
Mirex	10	NG/L	ND	ND	ND	ND	ND	ND	ND	ND	ND	ND	ND	ND	ND
Methoxychlor	10	NG/L	ND	ND	ND	ND	ND	ND	ND	ND	ND	ND	ND	ND	ND
Toxaphene	330	NG/L	ND	ND	ND	ND	ND	ND	ND	ND	ND	ND	ND	ND	ND
PCB 1016	4000	NG/L	ND	ND	ND	ND	ND	ND	ND	ND	ND	ND	ND	ND	ND
PCB 1221	4000	NG/L	ND	ND	ND	ND	ND	ND	ND	ND	ND	ND	ND	ND	ND
PCB 1232	360	NG/L	ND	ND	ND	ND	ND	ND	ND	ND	ND	ND	ND	ND	ND
PCB 1242	4000	NG/L	ND	ND	ND	ND	ND	ND	ND	ND	ND	ND	ND	ND	ND
PCB 1248	2000	NG/L	ND	ND	ND	ND	ND	ND	ND	ND	ND	ND	ND	ND	ND
PCB 1254	2000	NG/L	ND	ND	ND	ND	ND	ND	ND	ND	ND	ND	ND	ND	ND
PCB 1260	2000	NG/L	ND	ND	ND	ND	ND	ND	ND	ND	ND	ND	ND	ND	ND
PCB 1262	930	NG/L	ND	ND	ND	ND	ND	ND	ND	ND	ND	ND	ND	ND	ND
Aldrin + Dieldrin	7	NG/L	0	0	0	0	0	0	0	0	0	0	0	0	0
Hexachlorocyclohexanes	7	NG/L	0	0	0	0	0	0	0	0	0	0	0	0	0
DDT and derivatives	8	NG/L	0	13	0	6	14	0	0	0	0	0	0	0	3
Chlordane + related cmpds.	6	NG/L	0	0	0	0	0	0	0	0	0	0	0	0	0
Polychlorinated biphenyls	4000	NG/L	0	0	0	0	0	0	0	0	0	0	0	0	0
Endosulfans	6	NG/L	0	0	0	2	0	0	0	0	0	0	0	0	0
Heptachlors	8	NG/L	0	0	0	0	0	0	0	0	0	0	0	0	0
Chlorinated Hydrocarbons	4000	NG/L	0	13	0	8	14	0	0	0	0	0	0	0	3

ND= not detected
NA= not analyzed

POINT LOMA WASTEWATER TREATMENT PLANT / METROBIOSOLIDS CENTER
 SLUDGE PROJECT- ANNUAL SUMMARY

Organophosphorus Pesticides

From 01-JAN-2009 To 31-DEC-2009

Analyte	MDL Units	PLE	PLE	PLR	PLR
		05-MAY-2009 P468671	06-OCT-2009 P490472	05-MAY-2009 P468676	06-OCT-2009 P490477
Demeton O	.15 UG/L	ND	ND	ND	ND
Demeton S	.08 UG/L	ND	ND	ND	ND
Diazinon	.03 UG/L	ND	ND	ND	ND
Guthion	.15 UG/L	ND	ND	ND	ND
Malathion	.03 UG/L	0.3	ND	0.2	ND
Parathion	.03 UG/L	ND	ND	ND	ND
Thiophosphorus Pesticides	.15 UG/L	0.3	0.0	0.2	0.0
Demeton -O, -S	.15 UG/L	0.0	0.0	0.0	0.0
Total Organophosphorus Pesticides	.3 UG/L	0.3	0.0	0.2	0.0
Bolstar	.07 UG/L	ND	ND	ND	ND
Chlorpyrifos	.03 UG/L	ND	ND	ND	ND
Coumaphos	.15 UG/L	ND	ND	ND	ND
Dibrom	.2 UG/L	ND	ND	ND	ND
Dichlofenthion	.03 UG/L	ND	ND	ND	ND
Dichlorvos	.05 UG/L	ND	ND	ND	ND
Dimethoate	.04 UG/L	ND	ND	ND	ND
Disulfoton	.02 UG/L	ND	ND	ND	ND
EPN	.09 UG/L	ND	ND	ND	ND
Ethoprop	.04 UG/L	ND	ND	ND	ND
Fensulfothion	.07 UG/L	ND	ND	ND	ND
Merphos	.09 UG/L	ND	ND	ND	ND
Mevinphos, e isomer	.05 UG/L	ND	ND	ND	ND
Mevinphos, z isomer	.3 UG/L	ND	ND	ND	ND
Phorate	.04 UG/L	ND	ND	ND	ND
Ronnel	.03 UG/L	ND	ND	ND	ND
Stirophos	.03 UG/L	ND	ND	ND	ND
Sulfotepp	.04 UG/L	ND	ND	ND	ND
Tokuthion	.06 UG/L	ND	ND	ND	ND
Trichloronate	.04 UG/L	ND	ND	ND	ND

ND=not detected
 NS=not sampled
 NA=not analyzed

POINT LOMA WASTEWATER TREATMENT PLANT
ANNUAL SEWAGE MONTHLY - Tributyl Tin analysis

From 01-JAN-2009 To 31-DEC-2009

Effluent

Analyte	MDL Units		JAN	FEB	MAR	APR	MAY	JUN	JUL	AUG	SEP	OCT	NOV	DEC	Average
			=====	=====	=====	=====	=====	=====	=====	=====	=====	=====	=====	=====	
Dibutyltin	7	UG/L	ND	ND	ND	ND	ND	ND	ND	ND	ND	ND	ND	ND	ND
Monobutyltin	16	UG/L	ND	ND	ND	ND	ND	ND	ND	ND	ND	ND	ND	ND	ND
Tributyltin	2	UG/L	ND	ND	ND	ND	ND	ND	ND	ND	ND	ND	ND	ND	ND

Influent

Analyte	MDL Units		JAN	FEB	MAR	APR	MAY	JUN	JUL	AUG	SEP	OCT	NOV	DEC	Average
			=====	=====	=====	=====	=====	=====	=====	=====	=====	=====	=====	=====	
Dibutyltin	7	UG/L	ND	ND	ND	ND	ND	ND	ND	ND	ND	ND	ND	ND	ND
Monobutyltin	16	UG/L	ND	ND	ND	ND	ND	ND	ND	ND	ND	ND	ND	ND	ND
Tributyltin	2	UG/L	ND	ND	ND	ND	ND	ND	ND	ND	ND	ND	ND	ND	ND

ND=not detected

POINT LOMA WASTEWATER TREATMENT PLANT
SEWAGE ANNUAL - Acid Extractables

From 01-JAN-2009 to 31-DEC-2009

Analyte	MDL	Units	PLE	PLE	PLE	PLE	PLE	PLE	PLE	PLE	PLE	PLE	PLE	PLE	Average
			JAN Avg	FEB Avg	MAR Avg	APR Avg	MAY Avg	JUN Avg	JUL Avg	AUG Avg	SEP Avg	OCT Avg	NOV Avg	DEC Avg	
2-chlorophenol	1.32	UG/L	ND	ND	ND	ND	ND	ND	ND	ND	ND	ND	ND	ND	ND
4-chloro-3-methylphenol	1.67	UG/L	ND	ND	ND	ND	ND	ND	ND	ND	ND	ND	ND	ND	ND
2,4-dichlorophenol	1.01	UG/L	ND	ND	ND	ND	ND	ND	ND	ND	ND	ND	ND	ND	ND
2,4-dimethylphenol	2.01	UG/L	ND	ND	ND	ND	ND	ND	ND	ND	ND	ND	ND	ND	ND
2,4-dinitrophenol	2.16	UG/L	ND	ND	ND	ND	ND	ND	ND	ND	ND	ND	ND	ND	ND
2-methyl-4,6-dinitrophenol	1.52	UG/L	ND	ND	ND	ND	ND	ND	ND	ND	ND	ND	ND	ND	ND
2-nitrophenol	1.55	UG/L	ND	ND	ND	ND	ND	ND	ND	ND	ND	ND	ND	ND	ND
4-nitrophenol	1.14	UG/L	ND	ND	ND	ND	ND	ND	ND	ND	ND	ND	ND	ND	ND
Pentachlorophenol	1.12	UG/L	ND	ND	ND	ND	ND	ND	ND	ND	ND	ND	ND	ND	ND
Phenol	1.76	UG/L	14.2	13.2	15.1	15.9	15.6	13.1	15.5	14.4	12.0	15.8	15.1	12.7	14.4
2,4,6-trichlorophenol	1.65	UG/L	ND	ND	ND	ND	ND	ND	ND	ND	ND	ND	ND	ND	ND
Total Chlorinated Phenols	1.67	UG/L	0.0	0.0	0.0	0.0	0.0	0.0	0.0	0.0	0.0	0.0	0.0	0.0	0.0
Total Non-Chlorinated Phenols	2.16	UG/L	14.2	13.2	15.1	15.9	15.6	13.1	15.5	14.4	12.0	15.8	15.1	12.7	14.4
Phenols	2.16	UG/L	14.2	13.2	15.1	15.9	15.6	13.1	15.5	14.4	12.0	15.8	15.1	12.7	14.4

Additional analytes determined;

2-methylphenol	2.15	UG/L	ND	ND	ND	ND	ND	ND	ND	ND	ND	ND	ND	ND	ND
3-methylphenol(4-MP is unresolved)		UG/L	ND	ND	NA	NA	NA	NA	NA	NA	NA	NA	NA	NA	ND
4-methylphenol(3-MP is unresolved)	2.11	UG/L	41.2	30.2	46.0	35.0	32.9	27.5	32.6	28.8	15.8	30.2	31.3	35.7	32.3
2,4,5-trichlorophenol	1.66	UG/L	ND	ND	ND	ND	ND	ND	ND	ND	ND	ND	ND	ND	ND

Analyte	MDL	Units	PLR	PLR	PLR	PLR	PLR	PLR	PLR	PLR	PLR	PLR	PLR	PLR	Average
			JAN Avg	FEB Avg	MAR Avg	APR Avg	MAY Avg	JUN Avg	JUL Avg	AUG Avg	SEP Avg	OCT Avg	NOV Avg	DEC Avg	
2-chlorophenol	1.32	UG/L	ND	ND	ND	ND	ND	ND	ND	ND	ND	ND	ND	ND	ND
4-chloro-3-methylphenol	1.67	UG/L	ND	ND	ND	ND	ND	ND	ND	ND	ND	ND	ND	ND	ND
2,4-dichlorophenol	1.01	UG/L	ND	ND	ND	ND	ND	ND	ND	ND	ND	ND	ND	ND	ND
2,4-dimethylphenol	2.01	UG/L	ND	ND	ND	ND	ND	ND	ND	ND	ND	ND	ND	ND	ND
2,4-dinitrophenol	2.16	UG/L	ND	ND	ND	ND	ND	ND	ND	ND	ND	ND	ND	ND	ND
2-methyl-4,6-dinitrophenol	1.52	UG/L	ND	ND	ND	ND	ND	ND	ND	ND	ND	ND	ND	ND	ND
2-nitrophenol	1.55	UG/L	ND	ND	ND	ND	ND	ND	ND	ND	ND	ND	ND	ND	ND
4-nitrophenol	1.14	UG/L	ND	ND	ND	ND	ND	ND	ND	ND	ND	ND	ND	ND	ND
Pentachlorophenol	1.12	UG/L	ND	ND	ND	ND	ND	ND	ND	ND	ND	ND	ND	ND	ND
Phenol	1.76	UG/L	15.7	16.2	16.9	17.0	18.3	19.0	20.5	21.2	20.2	22.4	20.7	17.1	18.8
2,4,6-trichlorophenol	1.65	UG/L	ND	ND	ND	ND	ND	ND	ND	ND	ND	ND	ND	ND	ND
Total Chlorinated Phenols	1.67	UG/L	0.0	0.0	0.0	0.0	0.0	0.0	0.0	0.0	0.0	0.0	0.0	0.0	0.0
Total Non-Chlorinated Phenols	2.16	UG/L	15.7	16.2	16.9	17.0	18.3	19.0	20.5	21.2	20.2	22.4	20.7	17.1	18.8
Phenols	2.16	UG/L	15.7	16.2	16.9	17.0	18.3	19.0	20.5	21.2	20.2	22.4	20.7	17.1	18.8

Additional analytes determined;

2-methylphenol	2.15	UG/L	ND	ND	ND	ND	ND	ND	ND	ND	ND	ND	ND	ND	ND
3-methylphenol(4-MP is unresolved)		UG/L	NA	NA	NA	NA	NA	NA	NA	NA	NA	NA	NA	NA	NA
4-methylphenol(3-MP is unresolved)	2.11	UG/L	48.6	45.6	54.4	38.4	43.2	41.5	41.9	43.1	40.7	50.0	49.1	47.0	45.3
2,4,5-trichlorophenol	1.66	UG/L	ND	ND	ND	ND	ND	ND	ND	ND	ND	ND	ND	ND	ND

nd=not detected; NS=not sampled; NA=not analyzed

POINT LOMA WASTEWATER TREATMENT PLANT
SEWAGE ANNUAL Priority Pollutants Base/Neutrals

From 01-JAN-2009 to 31-DEC-2009

Analyte	MDL	Units	PLE	PLE	PLE	PLE	PLE	PLE	PLE	PLE	PLE	PLE	PLE	PLE
			JAN	FEB	MAR	APR	MAY	JUN	JUL	AUG	SEP	OCT	NOV	DEC
			Avg	Avg	Avg	Avg	Avg	Avg	Avg	Avg	Avg	Avg	Avg	Avg
Acenaphthene	1.8	UG/L	ND	ND	ND	ND	ND	ND	ND	ND	ND	ND	ND	ND
Acenaphthylene	1.77	UG/L	ND	ND	ND	ND	ND	ND	ND	ND	ND	ND	ND	ND
Anthracene	1.29	UG/L	ND	ND	ND	ND	ND	ND	ND	ND	ND	ND	ND	ND
Benzidine	1.52	UG/L	ND	ND	ND	ND	ND	ND	ND	ND	ND	ND	ND	ND
Benzo[A]anthracene	1.1	UG/L	ND	ND	ND	ND	ND	ND	ND	ND	ND	ND	ND	ND
3,4-benzo(B)fluoranthene	1.35	UG/L	ND	ND	ND	ND	ND	ND	ND	ND	ND	ND	ND	ND
Benzo[K]fluoranthene	1.49	UG/L	ND	ND	ND	ND	ND	ND	ND	ND	ND	ND	ND	ND
Benzo[A]pyrene	1.25	UG/L	ND	ND	ND	ND	ND	ND	ND	ND	ND	ND	ND	ND
Benzo[G,H,I]perylene	1.09	UG/L	ND	ND	ND	ND	ND	ND	ND	ND	ND	ND	ND	ND
4-bromophenyl phenyl ether	1.4	UG/L	ND	ND	ND	ND	ND	ND	ND	ND	ND	ND	ND	ND
bis(2-chloroethoxy)methane	1.01	UG/L	ND	ND	ND	ND	ND	ND	ND	ND	ND	ND	ND	ND
bis(2-chloroethyl) ether	1.38	UG/L	ND	ND	ND	ND	ND	ND	ND	ND	ND	ND	ND	ND
Bis-(2-chloroisopropyl) ether	1.16	UG/L	ND	ND	ND	ND	ND	ND	ND	ND	ND	ND	ND	ND
4-chlorophenyl phenyl ether	1.57	UG/L	ND	ND	ND	ND	ND	ND	ND	ND	ND	ND	ND	ND
2-chloronaphthalene	1.87	UG/L	ND	ND	ND	ND	ND	ND	ND	ND	ND	ND	ND	ND
Chrysene	1.16	UG/L	ND	ND	ND	ND	ND	ND	ND	ND	ND	ND	ND	ND
Dibenzo(A,H)anthracene	1.01	UG/L	ND	ND	ND	ND	ND	ND	ND	ND	ND	ND	ND	ND
Butyl benzyl phthalate	2.84	UG/L	ND	ND	ND	ND	ND	ND	ND	ND	ND	ND	ND	ND
Di-n-butyl phthalate	3.96	UG/L	ND	ND	ND	ND	ND	ND	ND	ND	ND	ND	ND	ND
Bis-(2-ethylhexyl) phthalate	8.96	UG/L	ND	ND	ND	ND	ND	ND	ND	ND	ND	ND	ND	ND
Diethyl phthalate	3.05	UG/L	ND	7.1	7.1	6.8	8.8	5.7	8.2	7.9	7.2	8.3	7.6	6.3
Dimethyl phthalate	1.44	UG/L	ND	ND	ND	ND	ND	ND	ND	ND	ND	ND	ND	ND
Di-n-octyl phthalate	1	UG/L	ND	ND	ND	ND	ND	ND	ND	ND	ND	ND	ND	ND
3,3-dichlorobenzidine	2.44	UG/L	ND	ND	ND	ND	ND	ND	ND	ND	ND	ND	ND	ND
2,4-dinitrotoluene	1.36	UG/L	ND	ND	ND	ND	ND	ND	ND	ND	ND	ND	ND	ND
2,6-dinitrotoluene	1.53	UG/L	ND	ND	ND	ND	ND	ND	ND	ND	ND	ND	ND	ND
1,2-diphenylhydrazine	1.37	UG/L	ND	ND	ND	ND	ND	ND	ND	ND	ND	ND	ND	ND
Fluoranthene	1.33	UG/L	ND	ND	ND	ND	ND	ND	ND	ND	ND	ND	ND	ND
Fluorene	1.61	UG/L	ND	ND	ND	ND	ND	ND	ND	ND	ND	ND	ND	ND
Hexachlorobenzene	1.48	UG/L	ND	ND	ND	ND	ND	ND	ND	ND	ND	ND	ND	ND
Hexachlorobutadiene	1.64	UG/L	ND	ND	ND	ND	ND	ND	ND	ND	ND	ND	ND	ND
Hexachlorocyclopentadiene	1.25	UG/L	ND	ND	ND	ND	ND	ND	ND	ND	ND	ND	ND	ND
Hexachloroethane	1.32	UG/L	ND	ND	ND	ND	ND	ND	ND	ND	ND	ND	ND	ND
Indeno(1,2,3-CD)pyrene	1.14	UG/L	ND	ND	ND	ND	ND	ND	ND	ND	ND	ND	ND	ND
Isophorone	1.53	UG/L	ND	ND	ND	ND	ND	ND	ND	ND	ND	ND	ND	ND
Naphthalene	1.65	UG/L	ND	ND	ND	ND	ND	ND	ND	ND	ND	ND	ND	ND
Nitrobenzene	1.6	UG/L	ND	ND	ND	ND	ND	ND	ND	ND	ND	ND	ND	ND
N-nitrosodimethylamine	1.27	UG/L	ND	ND	ND	ND	ND	ND	ND	ND	ND	ND	ND	ND
N-nitrosodi-n-propylamine	1.16	UG/L	ND	ND	ND	ND	ND	ND	ND	ND	ND	ND	ND	ND
N-nitrosodiphenylamine	3.48	UG/L	ND	ND	ND	ND	ND	ND	ND	ND	ND	ND	ND	ND
Phenanthrene	1.34	UG/L	ND	ND	ND	ND	ND	ND	ND	ND	ND	ND	ND	ND
Pyrene	1.43	UG/L	ND	ND	ND	ND	ND	ND	ND	ND	ND	ND	ND	ND
1,2,4-trichlorobenzene	1.52	UG/L	ND	ND	ND	ND	ND	ND	ND	ND	ND	ND	ND	ND
Polynuc. Aromatic Hydrocarbons	1.77	UG/L	0.0	0.0	0.0	0.0	0.0	0.0	0.0	0.0	0.0	0.0	0.0	0.0
Base/Neutral Compounds	8.96	UG/L	0.0	7.1	7.1	6.8	8.8	5.7	8.2	7.9	7.2	8.3	7.6	6.3

Additional analytes determined;

Benzo[e]pyrene	1.44	UG/L	ND	ND	ND	ND	ND	ND	ND	ND	ND	ND	ND	ND
Biphenyl	2.29	UG/L	ND	ND	ND	ND	ND	ND	ND	ND	ND	ND	ND	ND
2,6-dimethylnaphthalene	2.16	UG/L	ND	ND	ND	ND	ND	ND	ND	ND	ND	ND	ND	ND
1-methylnaphthalene	2.18	UG/L	ND	ND	ND	ND	ND	ND	ND	ND	ND	ND	ND	ND
1-methylphenanthrene	1.46	UG/L	ND	ND	ND	ND	ND	ND	ND	ND	ND	ND	ND	ND
2-methylnaphthalene	2.14	UG/L	ND	ND	ND	ND	ND	ND	ND	ND	ND	ND	ND	ND
2,3,5-trimethylnaphthalene	2.18	UG/L	ND	ND	ND	ND	ND	ND	ND	ND	ND	ND	ND	ND
Perylene	1.41	UG/L	ND	ND	ND	ND	ND	ND	ND	ND	ND	ND	ND	ND

nd=not detected; NS=not sampled; NA=not analyzed

POINT LOMA WASTEWATER TREATMENT PLANT
SEWAGE ANNUAL Priority Pollutants Base/Neutrals

From 01-JAN-2009 to 31-DEC-2009

Analyte	MDL	Units	PLR	PLR	PLR	PLR	PLR	PLR	PLR	PLR	PLR	PLR	PLR	PLR	
			JAN	FEB	MAR	APR	MAY	JUN	JUL	AUG	SEP	OCT	NOV	DEC	Average
			Avg	Avg	Avg	Avg	Avg	Avg	Avg	Avg	Avg	Avg	Avg	Avg	Average
Acenaphthene	1.8	UG/L	ND	ND	ND	ND	ND	ND	ND	ND	ND	ND	ND	ND	ND
Acenaphthylene	1.77	UG/L	ND	ND	ND	ND	ND	ND	ND	ND	ND	ND	ND	ND	ND
Anthracene	1.29	UG/L	ND	ND	ND	ND	ND	ND	ND	ND	ND	ND	ND	ND	ND
Benzidine	1.52	UG/L	ND	ND	ND	ND	ND	ND	ND	ND	ND	ND	ND	ND	ND
Benzo[A]anthracene	1.1	UG/L	ND	ND	ND	ND	ND	ND	ND	ND	ND	ND	ND	ND	ND
3,4-benzo(B)fluoranthene	1.35	UG/L	ND	ND	ND	ND	ND	ND	ND	ND	ND	ND	ND	ND	ND
Benzo[K]fluoranthene	1.49	UG/L	ND	ND	ND	ND	ND	ND	ND	ND	ND	ND	ND	ND	ND
Benzo[A]pyrene	1.25	UG/L	ND	ND	ND	ND	ND	ND	ND	ND	ND	ND	ND	ND	ND
Benzo[G,H,I]perylene	1.09	UG/L	ND	ND	ND	ND	ND	ND	ND	ND	ND	ND	ND	ND	ND
4-bromophenyl phenyl ether	1.4	UG/L	ND	ND	ND	ND	ND	ND	ND	ND	ND	ND	ND	ND	ND
bis(2-chloroethoxy)methane	1.01	UG/L	ND	ND	ND	ND	ND	ND	ND	ND	ND	ND	ND	ND	ND
bis(2-chloroethyl) ether	1.38	UG/L	ND	ND	ND	ND	ND	ND	ND	ND	ND	ND	ND	ND	ND
Bis-(2-chloroisopropyl) ether	1.16	UG/L	ND	ND	ND	ND	ND	ND	ND	ND	ND	ND	ND	ND	ND
4-chlorophenyl phenyl ether	1.57	UG/L	ND	ND	ND	ND	ND	ND	ND	ND	ND	ND	ND	ND	ND
2-chloronaphthalene	1.87	UG/L	ND	ND	ND	ND	ND	ND	ND	ND	ND	ND	ND	ND	ND
Chrysene	1.16	UG/L	ND	ND	ND	ND	ND	ND	ND	ND	ND	ND	ND	ND	ND
Dibenzo(A,H)anthracene	1.01	UG/L	ND	ND	ND	ND	ND	ND	ND	ND	ND	ND	ND	ND	ND
Butyl benzyl phthalate	2.84	UG/L	ND	ND	ND	ND	ND	ND	3.0	4.4	ND	ND	4.3	ND	1.0
Di-n-butyl phthalate	3.96	UG/L	ND	ND	ND	ND	ND	ND	ND	ND	ND	ND	ND	ND	ND
Bis-(2-ethylhexyl) phthalate	8.96	UG/L	13.8	14.0	14.2	11.0	10.3	12.6	17.2	11.1	11.7	15.7	9.7	10.6	12.7
Diethyl phthalate	3.05	UG/L	ND	7.4	7.6	6.6	7.5	6.9	9.1	6.7	6.7	7.9	6.8	5.4	6.6
Dimethyl phthalate	1.44	UG/L	ND	ND	ND	ND	ND	ND	ND	ND	ND	ND	ND	ND	ND
Di-n-octyl phthalate	1	UG/L	ND	ND	ND	ND	ND	ND	ND	ND	ND	ND	ND	ND	ND
3,3-dichlorobenzidine	2.44	UG/L	ND	ND	ND	ND	ND	ND	ND	ND	ND	ND	ND	ND	ND
2,4-dinitrotoluene	1.36	UG/L	ND	ND	ND	ND	ND	ND	ND	ND	ND	ND	ND	ND	ND
2,6-dinitrotoluene	1.53	UG/L	ND	ND	ND	ND	ND	ND	ND	ND	ND	ND	ND	ND	ND
1,2-diphenylhydrazine	1.37	UG/L	ND	ND	ND	ND	ND	ND	ND	ND	ND	ND	ND	ND	ND
Fluoranthene	1.33	UG/L	ND	ND	ND	ND	ND	ND	ND	ND	ND	ND	ND	ND	ND
Fluorene	1.61	UG/L	ND	ND	ND	ND	ND	ND	ND	ND	ND	ND	ND	ND	ND
Hexachlorobenzene	1.48	UG/L	ND	ND	ND	ND	ND	ND	ND	ND	ND	ND	ND	ND	ND
Hexachlorobutadiene	1.64	UG/L	ND	ND	ND	ND	ND	ND	ND	ND	ND	ND	ND	ND	ND
Hexachlorocyclopentadiene	1.25	UG/L	ND	ND	ND	ND	ND	ND	ND	ND	ND	ND	ND	ND	ND
Hexachloroethane	1.32	UG/L	ND	ND	ND	ND	ND	ND	ND	ND	ND	ND	ND	ND	ND
Indeno(1,2,3-CD)pyrene	1.14	UG/L	ND	ND	ND	ND	ND	ND	ND	ND	ND	ND	ND	ND	ND
Isophorone	1.53	UG/L	ND	ND	ND	ND	ND	ND	ND	ND	ND	ND	ND	ND	ND
Naphthalene	1.65	UG/L	ND	ND	ND	ND	ND	ND	ND	ND	ND	ND	ND	ND	ND
Nitrobenzene	1.6	UG/L	ND	ND	ND	ND	ND	ND	ND	ND	ND	ND	ND	ND	ND
N-nitrosodimethylamine	1.27	UG/L	ND	ND	ND	ND	ND	ND	ND	ND	ND	ND	ND	ND	ND
N-nitrosodi-n-propylamine	1.16	UG/L	ND	ND	ND	ND	ND	ND	ND	ND	ND	ND	ND	ND	ND
N-nitrosodiphenylamine	3.48	UG/L	ND	ND	ND	ND	ND	ND	ND	ND	ND	ND	ND	ND	ND
Phenanthrene	1.34	UG/L	ND	ND	ND	ND	ND	ND	ND	ND	ND	ND	ND	ND	ND
Pyrene	1.43	UG/L	ND	ND	ND	ND	ND	ND	ND	ND	ND	ND	ND	ND	ND
1,2,4-trichlorobenzene	1.52	UG/L	ND	ND	ND	ND	ND	ND	ND	ND	ND	ND	ND	ND	ND
Polynuc. Aromatic Hydrocarbons	1.77	UG/L	0.0	0.0	0.0	0.0	0.0	0.0	0.0	0.0	0.0	0.0	0.0	0.0	0.0
Base/Neutral Compounds	8.96	UG/L	13.8	21.4	21.8	17.6	17.8	19.5	29.3	22.2	18.4	23.6	20.8	16.0	20.2

Additional analytes determined;

Benzo[e]pyrene	1.44	UG/L	ND	ND	ND	ND	ND	ND	ND	ND	ND	ND	ND	ND	ND
Biphenyl	2.29	UG/L	ND	ND	ND	ND	ND	ND	ND	ND	ND	ND	ND	ND	ND
2,6-dimethylnaphthalene	2.16	UG/L	ND	ND	ND	ND	ND	ND	ND	ND	ND	ND	ND	ND	ND
1-methylnaphthalene	2.18	UG/L	ND	ND	ND	ND	ND	ND	ND	ND	ND	ND	ND	ND	ND
1-methylphenanthrene	1.46	UG/L	ND	ND	ND	ND	ND	ND	ND	ND	ND	ND	ND	ND	ND
2-methylnaphthalene	2.14	UG/L	ND	ND	ND	ND	ND	ND	ND	ND	ND	ND	ND	ND	ND
2,3,5-trimethylnaphthalene	2.18	UG/L	ND	ND	ND	ND	ND	ND	ND	ND	ND	ND	ND	ND	ND
Perylene	1.41	UG/L	ND	ND	ND	ND	ND	ND	ND	ND	ND	ND	ND	ND	ND

nd=not detected; NS=not sampled; NA=not analyzed

POINT LOMA WASTEWATER TREATMENT PLANT
SEWAGE ANNUAL Priority Pollutants Purgeables
From 01-JAN-2009 to 31-DEC-2009

Analyte	MDL	Units	PLE	PLE	PLE	PLE	PLE	PLE	PLE	PLE	PLE	PLE	PLE	PLE	PLE
			JAN	FEB	MAR	APR	MAY	JUN	JUL	AUG	SEP	OCT	NOV	DEC	Average
			Avg	Avg	Avg	Avg	Avg	Avg	Avg	Avg	Avg	Avg	Avg	Avg	Avg
Acrolein	1.3	UG/L	ND	ND	ND	ND	ND	ND	ND	ND	ND	ND	ND	ND	ND
Acrylonitrile	.7	UG/L	ND	ND	ND	ND	ND	ND	ND	ND	ND	ND	ND	ND	ND
Benzene	.4	UG/L	ND	ND	ND	ND	ND	ND	ND	ND	ND	ND	ND	ND	ND
Bromodichloromethane	.5	UG/L	1.0	1.1	0.9	<0.5	0.7	0.6	0.5	ND	0.6	ND	0.6	0.9	0.6
Bromoform	.5	UG/L	ND	ND	ND	ND	ND	ND	ND	ND	ND	ND	ND	ND	ND
Bromomethane	.7	UG/L	ND	<0.7	ND	ND	2.1	0.7	<0.7	0.7	ND	ND	ND	ND	0.3
Carbon tetrachloride	.4	UG/L	ND	ND	ND	ND	ND	ND	ND	ND	ND	ND	ND	ND	ND
Chlorobenzene	.4	UG/L	ND	ND	ND	ND	ND	ND	ND	ND	ND	ND	ND	ND	ND
Chloroethane	.9	UG/L	1.1	ND	ND	ND	2.0	ND	ND	1.4	ND	ND	ND	ND	0.4
Chloroform	.2	UG/L	5.6	5.5	5.8	5.7	5.8	4.3	4.7	5.5	5.3	3.9	4.6	5.8	5.2
Chloromethane	.5	UG/L	9.6	4.9	4.9	5.2	11.6	4.8	5.1	7.9	3.7	7.1	8.1	8.9	6.8
Dibromochloromethane	.6	UG/L	0.8	0.9	0.8	ND	<0.6	ND	ND	ND	ND	ND	0.6	ND	0.3
1,2-dichlorobenzene	.4	UG/L	ND	ND	ND	ND	ND	ND	0.4	ND	ND	ND	ND	ND	0.0
1,3-dichlorobenzene	.5	UG/L	ND	ND	ND	ND	ND	ND	ND	ND	ND	ND	ND	ND	ND
1,4-dichlorobenzene	.4	UG/L	1.3*	0.6	0.6	1.1*	0.8	0.7	0.8	1.5*	0.5	<0.4	<0.4	<0.4	0.4
Dichlorodifluoromethane	.66	UG/L	ND	ND	ND	ND	ND	ND	ND	ND	ND	ND	ND	ND	ND
1,1-dichloroethane	.4	UG/L	ND	ND	ND	ND	ND	ND	ND	ND	ND	ND	ND	ND	ND
1,2-dichloroethane	.5	UG/L	ND	ND	ND	ND	ND	ND	ND	ND	ND	ND	ND	ND	ND
1,1-dichloroethene	.4	UG/L	ND	ND	ND	ND	ND	ND	ND	ND	ND	ND	ND	ND	ND
trans-1,2-dichloroethene	.6	UG/L	ND	ND	ND	ND	ND	ND	ND	ND	ND	ND	ND	ND	ND
1,2-dichloropropane	.3	UG/L	ND	ND	ND	ND	ND	ND	ND	ND	ND	ND	ND	ND	ND
cis-1,3-dichloropropene	.3	UG/L	ND	ND	ND	ND	ND	ND	ND	ND	ND	ND	ND	ND	ND
trans-1,3-dichloropropene	.5	UG/L	ND	ND	ND	ND	ND	ND	ND	ND	ND	ND	ND	ND	ND
Ethylbenzene	.3	UG/L	ND	ND	ND	0.7	0.8	0.5	ND	0.5	1.2	0.3	ND	ND	0.3
Methylene chloride	.3	UG/L	1.1	2.7^	1.3^	1.5^	2.4	6.2	1.7	2.0	3.0#	2.0^	2.7	2.6	2.7
1,1,2,2-tetrachloroethane	.5	UG/L	ND	ND	ND	ND	ND	ND	ND	ND	ND	ND	ND	ND	ND
Tetrachloroethene	1.1	UG/L	ND	ND	ND	ND	ND	ND	ND	ND	ND	ND	ND	ND	ND
Toluene	.4	UG/L	0.6	0.9	0.7	4.8	1.8	0.8	0.8	4.6	1.0	0.8	1.1	0.7	1.6
1,1,1-trichloroethane	.4	UG/L	1,1	ND	ND	ND	ND	ND	ND	ND	ND	ND	ND	ND	ND
1,1,2-trichloroethane	.5	UG/L	ND	ND	ND	ND	ND	ND	ND	ND	ND	ND	ND	ND	ND
Trichloroethene	.7	UG/L	ND	ND	ND	ND	ND	ND	ND	ND	ND	ND	ND	ND	ND
Trichlorofluoromethane	.3	UG/L	ND	ND	ND	ND	ND	ND	ND	ND	ND	ND	ND	ND	ND
Vinyl chloride	.4	UG/L	ND	ND	ND	ND	ND	ND	ND	ND	ND	ND	ND	ND	ND
Halomethane Purgeable Cmpnds	.7	UG/L	9.6	4.9	4.9	5.2	13.7	5.5	5.1	8.6	3.7	7.1	8.1	8.9	7.1
Dichlorobenzenes	.5	UG/L	0.0	0.0	0.0	0.0	0.0	0.0	0.4	0.0	0.0	0.0	0.0	0.0	0.0
Total Chloromethanes	.5	UG/L	16.3	10.4	10.7	10.9	19.8	15.3	11.5	15.4	9.0	11.0	15.4	17.3	13.6
Purgeable Compounds	1.3	UG/L	19.8	13.9	13.7	16.4	28.0	18.6	14.0	22.6	12.3	12.1	17.7	18.9	17.3

Additional analytes determined;

Acetone	4.5	UG/L	400	1440	748	1090	2330	1490	662	541	1010	1990	465	581	1062
Allyl chloride	.6	UG/L	ND	ND	ND	ND	ND	ND	ND	ND	ND	ND	ND	ND	ND
Benzyl chloride	1.1	UG/L	ND	ND	ND	ND	ND	ND	ND	ND	ND	ND	ND	ND	ND
2-butanone	6.3	UG/L	ND	ND	ND	7.1	ND	ND	<6.3	7.8	8.0	ND	7.8	35.0	5.5
Carbon disulfide	.6	UG/L	2.5	2.2	2.9	2.5	2.9	2.0	2.6	3.5	3.4	3.1	1.8	2.4	2.7
Chloroprene	.4	UG/L	ND	ND	ND	ND	ND	ND	ND	ND	ND	ND	ND	ND	ND
1,2-dibromoethane	.3	UG/L	ND	ND	ND	ND	ND	ND	ND	ND	ND	ND	ND	ND	ND
Isopropylbenzene	.3	UG/L	ND	ND	ND	ND	ND	ND	ND	ND	ND	ND	ND	ND	ND
Methyl Iodide	.6	UG/L	ND	ND	ND	ND	ND	ND	ND	ND	ND	ND	ND	ND	ND
Methyl methacrylate	.8	UG/L	ND	ND	ND	ND	ND	ND	ND	ND	ND	ND	ND	ND	ND
Methyl tert-butyl ether	.4	UG/L	2.8	1.0	1.3	1.3	1.5	0.8	1.1	0.6	1.0	0.6	0.8	0.7	1.1
2-nitropropane	12	UG/L	ND	ND	ND	ND	ND	ND	ND	ND	ND	ND	ND	ND	ND
ortho-xylene	.4	UG/L	ND	0.5	ND	1.5	1.5	1.0	ND	0.8	1.2	0.4	0.4	ND	0.6
Styrene	.3	UG/L	ND	0.4	ND	0.6	0.5	0.5	ND	0.5	159.0	ND	2.4	ND	13.7
1,2,4-trichlorobenzene	1.52	UG/L	ND	ND	ND	ND	ND	ND	ND	ND	ND	ND	ND	ND	ND
meta,para xylenes	.6	UG/L	ND	0.8	ND	3.2	3.3	2.0	ND	1.8	<0.6	0.9	0.8	ND	1.1
2-chloroethylvinyl ether	1.1	UG/L	ND	ND	ND	ND	ND	ND	ND	ND	ND	ND	ND	ND	ND
4-methyl-2-pentanone	1.3	UG/L	ND	ND	ND	<1.3	ND	ND	ND	ND	ND	ND	ND	ND	0.0

* = Did not meet QC criteria for method blank recovery. The method blank was above the MDL, range of recoveries above the MDL for 1,4-dichlorobenzene are between 0.46 to 0.99 UG/L.

^ = Did not meet QC criteria for method blank recovery. The method blank was above the MDL, range of recoveries above the MDL for Methylene chloride are between 0.34 to 0.73 UG/L.

= PLE Field blank did not meet QC criteria, field blank value above the MDL, 4.37ug/L of analyte found in field blank.

nd=not detected; NS=not sampled; NA=not analyzed

POINT LOMA WASTEWATER TREATMENT PLANT
SEWAGE ANNUAL Priority Pollutants Purgeables
From 01-JAN-2009 to 31-DEC-2009

Analyte	MDL	Units	PLR	PLR	PLR	PLR	PLR	PLR	PLR	PLR	PLR	PLR	PLR	PLR	PLR
			JAN	FEB	MAR	APR	MAY	JUN	JUL	AUG	SEP	OCT	NOV	DEC	Average
			Avg	Avg	Avg	Avg	Avg	Avg	Avg	Avg	Avg	Avg	Avg	Avg	Avg
Acrolein	1.3	UG/L	ND	ND	ND	ND	ND	ND	ND	ND	ND	ND	ND	ND	ND
Acrylonitrile	.7	UG/L	ND	ND	ND	ND	ND	ND	ND	ND	ND	ND	ND	ND	ND
Benzene	.4	UG/L	ND	ND	ND	ND	ND	ND	ND	ND	ND	ND	ND	ND	ND
Bromodichloromethane	.5	UG/L	0.6	0.7	0.9	ND	ND	ND	ND	ND	ND	ND	ND	ND	0.2
Bromoform	.5	UG/L	ND	ND	ND	ND	ND	0.7	ND	ND	ND	ND	ND	ND	0.1
Bromomethane	.7	UG/L	ND	ND	ND	ND	ND	ND	ND	ND	ND	ND	ND	ND	ND
Carbon tetrachloride	.4	UG/L	ND	ND	ND	ND	ND	ND	ND	ND	ND	ND	ND	ND	ND
Chlorobenzene	.4	UG/L	ND	ND	ND	ND	ND	ND	ND	ND	ND	ND	ND	ND	ND
Chloroethane	.9	UG/L	ND	ND	ND	ND	ND	ND	ND	ND	ND	ND	ND	ND	ND
Chloroform	.2	UG/L	2.4	2.8	3.3	3.3	3.0	3.1	3.3	4.8	4.5	2.8	2.5	2.8	3.2
Chloromethane	.5	UG/L	ND	ND	ND	ND	ND	ND	ND	ND	ND	ND	ND	ND	ND
Dibromochloromethane	.6	UG/L	0.6	0.7	0.8	ND	ND	ND	ND	ND	ND	ND	ND	ND	0.2
1,2-dichlorobenzene	.4	UG/L	ND	ND	ND	ND	ND	ND	ND	ND	ND	ND	ND	ND	ND
1,3-dichlorobenzene	.5	UG/L	ND	ND	ND	ND	ND	ND	ND	ND	ND	ND	ND	ND	ND
1,4-dichlorobenzene	.4	UG/L	1.9*	0.7	0.8	1.2*	0.9	0.8	0.9	1.7*	0.9	0.6	0.5	0.5	0.7
Dichlorodifluoromethane	.66	UG/L	ND	ND	ND	ND	ND	ND	ND	ND	ND	ND	ND	ND	ND
1,1-dichloroethane	.4	UG/L	ND	ND	ND	ND	ND	ND	ND	ND	ND	ND	ND	ND	ND
1,2-dichloroethane	.5	UG/L	ND	ND	ND	ND	ND	ND	ND	ND	ND	ND	ND	ND	ND
1,1-dichloroethene	.4	UG/L	ND	ND	ND	ND	ND	ND	ND	ND	ND	ND	ND	ND	ND
trans-1,2-dichloroethene	.6	UG/L	ND	ND	ND	ND	ND	ND	ND	ND	ND	ND	ND	ND	ND
1,2-dichloropropane	.3	UG/L	ND	ND	ND	ND	ND	ND	ND	ND	ND	ND	ND	ND	ND
cis-1,3-dichloropropene	.3	UG/L	ND	ND	ND	ND	ND	ND	ND	ND	ND	ND	ND	ND	ND
trans-1,3-dichloropropene	.5	UG/L	ND	ND	ND	ND	ND	ND	ND	ND	ND	ND	ND	ND	ND
Ethylbenzene	.3	UG/L	ND	ND	ND	0.3	0.7	0.5	ND	ND	1.4	ND	0.4	ND	0.3
Methylene chloride	.3	UG/L	1.0	2.2^	1.4^	1.4^	1.6	3.0	1.2	3.5	1.7	1.8^	2.8	1.6	2.1
1,1,2,2-tetrachloroethane	.5	UG/L	ND	ND	ND	ND	ND	ND	ND	ND	ND	ND	ND	ND	ND
Tetrachloroethene	1.1	UG/L	ND	ND	ND	ND	ND	ND	ND	ND	ND	ND	ND	ND	ND
Toluene	.4	UG/L	0.6	0.9	0.7	2.2	1.3	0.6	0.6	1.0	0.9	0.7	1.0	0.6	0.9
1,1,1-trichloroethane	.4	UG/L	ND	ND	ND	ND	ND	ND	ND	ND	ND	ND	ND	ND	ND
1,1,2-trichloroethane	.5	UG/L	ND	ND	ND	ND	ND	ND	ND	ND	ND	ND	ND	ND	ND
Trichloroethene	.7	UG/L	ND	ND	ND	ND	ND	ND	ND	ND	ND	ND	ND	ND	ND
Trichlorofluoromethane	.3	UG/L	ND	ND	ND	ND	ND	ND	ND	ND	ND	ND	ND	ND	ND
Vinyl chloride	.4	UG/L	ND	ND	ND	ND	ND	ND	ND	ND	ND	ND	ND	ND	ND
Halomethane Purgeable Cmpnds	.7	UG/L	0.0	0.0	0.0	0.0	0.0	0.0	0.7	0.0	0.0	0.0	0.0	0.0	0.1
Dichlorobenzenes	.5	UG/L	0.0	0.0	0.0	0.0	0.0	0.0	0.0	0.0	0.0	0.0	0.0	0.0	0.0
Total Chloromethanes	.5	UG/L	3.4	2.8	3.3	3.3	4.6	6.1	4.5	8.3	6.2	2.8	5.3	4.4	4.6
Purgeable Compounds	1.3	UG/L	5.2	5.8	6.5	5.8	7.5	8.0	6.7	9.3	9.4	4.1	7.2	5.5	6.8

Additional analytes determined;

Acetone	4.5	UG/L	438	1390	933	482	2940	819	742	286	2930	2910	446	387	1225
Allyl chloride	.6	UG/L	ND	ND	ND	ND	ND	ND	ND	ND	ND	ND	ND	ND	ND
Benzyl chloride	1.1	UG/L	ND	ND	ND	ND	ND	ND	ND	ND	ND	ND	ND	ND	ND
2-butanone	6.3	UG/L	ND	ND	ND	6.3	ND	ND	ND	ND	8.7	ND	10.5	55.4	6.7
Carbon disulfide	.6	UG/L	1.6	1.3	1.8	1.7	2.3	1.4	1.6	2.7	1.6	2.6	1.4	1.5	1.8
Chloroprene	.4	UG/L	ND	ND	ND	ND	ND	ND	ND	ND	ND	ND	ND	ND	ND
1,2-dibromoethane	.3	UG/L	ND	ND	ND	ND	ND	ND	ND	ND	ND	ND	ND	ND	ND
Isopropylbenzene	.3	UG/L	ND	ND	ND	ND	ND	ND	ND	ND	ND	ND	ND	ND	ND
Methyl Iodide	.6	UG/L	ND	ND	ND	ND	ND	ND	ND	ND	ND	ND	ND	ND	ND
Methyl methacrylate	.8	UG/L	ND	ND	ND	ND	ND	ND	ND	ND	ND	ND	ND	ND	ND
Methyl tert-butyl ether	.4	UG/L	4.0	0.5	0.6	1.6	1.0	ND	0.6	ND	ND	ND	0.5	ND	0.7
2-nitropropane	12	UG/L	ND	ND	ND	ND	ND	ND	ND	ND	ND	ND	ND	ND	ND
ortho-xylene	.4	UG/L	ND	0.5	ND	0.5	1.2	1.0	ND	0.5	2.3	ND	0.6	ND	0.6
Styrene	.3	UG/L	ND	0.4	ND	1.0	0.6	0.7	0.4	0.4	191.0	0.4	2.8	ND	16.5
1,2,4-trichlorobenzene	1.52	UG/L	ND	ND	ND	ND	ND	ND	ND	ND	ND	ND	ND	ND	ND
meta,para xylenes	.6	UG/L	ND	0.9	ND	1.2	3.0	1.9	ND	1.0	2.8	0.6	1.2	0.7	1.1
2-chloroethylvinyl ether	1.1	UG/L	ND	ND	ND	ND	ND	ND	ND	ND	ND	ND	ND	ND	ND
4-methyl-2-pentanone	1.3	UG/L	ND	ND	ND	ND	ND	ND	ND	ND	ND	ND	ND	ND	ND

* = Did not meet QC criteria for method blank recovery. The method blank was above the MDL, range of recoveries above the MDL for 1,4-dichlorobenzene are between 0.46 to 0.99 UG/L.

^ = Did not meet QC criteria for method blank recovery. The method blank was above the MDL, range of recoveries above the MDL for Methylene chloride are between 0.34 to 0.73 UG/L.

= PLE Field blank did not meet QC criteria, field blank value above the mDL, 4.37ug/L of analyte found in field blank.

nd=not detected; NS=not sampled; NA=not analyzed

POINT LOMA WASTEWATER TREATMENT
 SLUDGE PROJECT - ANNUAL SUMMARY
 Dioxin and Furan Analysis

From 01-JAN-2009 to 31-DEC-2009

Analyte	MDL	Units	Equiv	PLE	PLE	PLE	PLE	PLE	PLE	PLE	PLE
				JAN	FEB	MAR	APR	MAY	JUN	JUL	AUG
				P458011	P458387	P465220	P468381	P468671	P475678	P480147	P481200
2,3,7,8-tetra CDD	125	PG/L	1.000	ND	ND	ND	ND	ND	ND	ND	ND
1,2,3,7,8-penta CDD	123	PG/L	0.500	ND	ND	ND	ND	ND	ND	ND	ND
1,2,3,4,7,8-hexa_CDD	113	PG/L	0.100	ND	ND	ND	ND	ND	ND	ND	ND
1,2,3,6,7,8-hexa CDD	98	PG/L	0.100	ND	ND	ND	ND	ND	ND	ND	ND
1,2,3,7,8,9-hexa CDD	111	PG/L	0.100	ND	ND	ND	ND	ND	ND	ND	ND
1,2,3,4,6,7,8-hepta CDD	137	PG/L	0.010	ND	ND	ND	ND	ND	ND	ND	ND
octa CDD	247	PG/L	0.001	ND	ND	ND	ND	ND	ND	ND	ND
2,3,7,8-tetra CDF	115	PG/L	0.100	ND	ND	ND	ND	ND	ND	ND	ND
1,2,3,7,8-penta CDF	140	PG/L	0.050	ND	ND	ND	ND	ND	ND	ND	ND
2,3,4,7,8-penta CDF	118	PG/L	0.500	ND	ND	ND	ND	ND	ND	ND	ND
1,2,3,4,7,8-hexa CDF	147	PG/L	0.100	ND	ND	ND	ND	ND	ND	ND	ND
1,2,3,6,7,8-hexa CDF	107	PG/L	0.100	ND	ND	ND	ND	ND	ND	ND	ND
1,2,3,7,8,9-hexa CDF	152	PG/L	0.100	ND	ND	ND	ND	ND	ND	ND	ND
2,3,4,6,7,8-hexa CDF	148	PG/L	0.100	ND	ND	ND	ND	ND	ND	ND	ND
1,2,3,4,6,7,8-hepta CDF	90	PG/L	0.010	ND	ND	ND	ND	ND	ND	ND	ND
1,2,3,4,7,8,9-hepta CDF	166	PG/L	0.010	ND	ND	ND	ND	ND	ND	ND	ND
octa CDF	222	PG/L	0.001	ND	ND	ND	ND	ND	ND	ND	ND

Analyte	MDL	Units	Equiv	PLE	PLE	PLE	PLE
				SEP	OCT	NOV	DEC
				P489438	P490472	P497185	P499838
2,3,7,8-tetra CDD	125	PG/L	1.000	ND	ND	ND	ND
1,2,3,7,8-penta CDD	123	PG/L	0.500	ND	ND	ND	ND
1,2,3,4,7,8-hexa_CDD	113	PG/L	0.100	ND	ND	ND	ND
1,2,3,6,7,8-hexa CDD	98	PG/L	0.100	ND	ND	ND	ND
1,2,3,7,8,9-hexa CDD	111	PG/L	0.100	ND	ND	ND	ND
1,2,3,4,6,7,8-hepta CDD	137	PG/L	0.010	ND	ND	ND	ND
octa CDD	247	PG/L	0.001	ND	ND	ND	ND
2,3,7,8-tetra CDF	115	PG/L	0.100	ND	ND	ND	ND
1,2,3,7,8-penta CDF	140	PG/L	0.050	ND	ND	ND	ND
2,3,4,7,8-penta CDF	118	PG/L	0.500	ND	ND	ND	ND
1,2,3,4,7,8-hexa CDF	147	PG/L	0.100	ND	ND	ND	ND
1,2,3,6,7,8-hexa CDF	107	PG/L	0.100	ND	ND	ND	ND
1,2,3,7,8,9-hexa CDF	152	PG/L	0.100	ND	ND	ND	ND
2,3,4,6,7,8-hexa CDF	148	PG/L	0.100	ND	ND	ND	ND
1,2,3,4,6,7,8-hepta CDF	90	PG/L	0.010	ND	ND	ND	ND
1,2,3,4,7,8,9-hepta CDF	166	PG/L	0.010	ND	ND	ND	ND
octa CDF	222	PG/L	0.001	ND	ND	ND	ND

Above are permit required CDD/CDF isomers.

nd= not detected
 NA= not analyzed NS= not sampled

POINT LOMA WASTEWATER TREATMENT
 SLUDGE PROJECT - ANNUAL SUMMARY
 Dioxin and Furan Analysis

From 01-JAN-2009 to 31-DEC-2009

Analyte	MDL	Units	PLE	PLE	PLE	PLE	PLE	PLE	PLE	
			TCDD	TCDD	TCDD	TCDD	TCDD	TCDD	TCDD	TCDD
			JAN	FEB	MAR	APR	MAY	JUN	JUL	AUG
			P458011	P458387	P465220	P468381	P468671	P475678	P480147	P481200
2,3,7,8-tetra CDD	125	PG/L	ND	ND	ND	ND	ND	ND	ND	ND
1,2,3,7,8-penta CDD	123	PG/L	ND	ND	ND	ND	ND	ND	ND	ND
1,2,3,4,7,8_hexa_CDD	113	PG/L	ND	ND	ND	ND	ND	ND	ND	ND
1,2,3,6,7,8-hexa CDD	98	PG/L	ND	ND	ND	ND	ND	ND	ND	ND
1,2,3,7,8,9-hexa CDD	111	PG/L	ND	ND	ND	ND	ND	ND	ND	ND
1,2,3,4,6,7,8-hepta CDD	137	PG/L	ND	ND	ND	ND	ND	ND	ND	ND
octa CDD	247	PG/L	ND	ND	ND	ND	ND	ND	ND	ND
2,3,7,8-tetra CDF	115	PG/L	ND	ND	ND	ND	ND	ND	ND	ND
1,2,3,7,8-penta CDF	140	PG/L	ND	ND	ND	ND	ND	ND	ND	ND
2,3,4,7,8-penta CDF	118	PG/L	ND	ND	ND	ND	ND	ND	ND	ND
1,2,3,4,7,8-hexa CDF	147	PG/L	ND	ND	ND	ND	ND	ND	ND	ND
1,2,3,6,7,8-hexa CDF	107	PG/L	ND	ND	ND	ND	ND	ND	ND	ND
1,2,3,7,8,9-hexa CDF	152	PG/L	ND	ND	ND	ND	ND	ND	ND	ND
2,3,4,6,7,8-hexa CDF	148	PG/L	ND	ND	ND	ND	ND	ND	ND	ND
1,2,3,4,6,7,8-hepta CDF	90	PG/L	ND	ND	ND	ND	ND	ND	ND	ND
1,2,3,4,7,8,9-hepta CDF	166	PG/L	ND	ND	ND	ND	ND	ND	ND	ND
octa CDF	222	PG/L	ND	ND	ND	ND	ND	ND	ND	ND

Analyte	MDL	Units	PLE	PLE	PLE	PLE
			TCDD	TCDD	TCDD	TCDD
			SEP	OCT	NOV	DEC
			P489438	P490472	P497185	P499838
2,3,7,8-tetra CDD	125	PG/L	ND	ND	ND	ND
1,2,3,7,8-penta CDD	123	PG/L	ND	ND	ND	ND
1,2,3,4,7,8_hexa_CDD	113	PG/L	ND	ND	ND	ND
1,2,3,6,7,8-hexa CDD	98	PG/L	ND	ND	ND	ND
1,2,3,7,8,9-hexa CDD	111	PG/L	ND	ND	ND	ND
1,2,3,4,6,7,8-hepta CDD	137	PG/L	ND	ND	ND	ND
octa CDD	247	PG/L	ND	ND	ND	ND
2,3,7,8-tetra CDF	115	PG/L	ND	ND	ND	ND
1,2,3,7,8-penta CDF	140	PG/L	ND	ND	ND	ND
2,3,4,7,8-penta CDF	118	PG/L	ND	ND	ND	ND
1,2,3,4,7,8-hexa CDF	147	PG/L	ND	ND	ND	ND
1,2,3,6,7,8-hexa CDF	107	PG/L	ND	ND	ND	ND
1,2,3,7,8,9-hexa CDF	152	PG/L	ND	ND	ND	ND
2,3,4,6,7,8-hexa CDF	148	PG/L	ND	ND	ND	ND
1,2,3,4,6,7,8-hepta CDF	90	PG/L	ND	ND	ND	ND
1,2,3,4,7,8,9-hepta CDF	166	PG/L	ND	ND	ND	ND
octa CDF	222	PG/L	ND	ND	ND	ND

Above are permit required CDD/CDF isomers.
 nd= not detected
 NA= not analyzed NS= not sampled

POINT LOMA WASTEWATER TREATMENT
 SLUDGE PROJECT - ANNUAL SUMMARY
 Dioxin and Furan Analysis

From 01-JAN-2009 to 31-DEC-2009

Analyte	MDL	Units	Equiv	PLR	PLR	PLR	PLR	PLR	PLR	PLR	PLR	PLR
				JAN	FEB	MAR	APR	MAY	JUN	JUL	AUG	SEP
				P458014	P458392	P465223	P468384	P468676	P475681	P480150	P481205	P489441
2,3,7,8-tetra CDD	125	PG/L	1.000	ND	ND	ND	ND	ND	ND	ND	ND	ND
1,2,3,7,8-penta CDD	123	PG/L	0.500	ND	ND	ND	ND	ND	ND	ND	ND	ND
1,2,3,4,7,8_hexa_CDD	113	PG/L	0.100	ND	ND	ND	ND	ND	ND	ND	ND	ND
1,2,3,6,7,8-hexa CDD	98	PG/L	0.100	ND	ND	ND	ND	ND	ND	ND	ND	ND
1,2,3,7,8,9-hexa CDD	111	PG/L	0.100	ND	ND	ND	ND	ND	ND	ND	ND	ND
1,2,3,4,6,7,8-hepta CDD	137	PG/L	0.010	ND	ND	ND	ND	ND	ND	ND	ND	ND
octa CDD	247	PG/L	0.001	ND	ND	ND	ND	ND	ND	ND	ND	ND
2,3,7,8-tetra CDF	115	PG/L	0.100	ND	ND	ND	ND	ND	ND	ND	ND	ND
1,2,3,7,8-penta CDF	140	PG/L	0.050	ND	ND	ND	ND	ND	ND	ND	ND	ND
2,3,4,7,8-penta CDF	118	PG/L	0.500	ND	ND	ND	ND	ND	ND	ND	ND	ND
1,2,3,4,7,8-hexa CDF	147	PG/L	0.100	ND	ND	ND	ND	ND	ND	ND	ND	ND
1,2,3,6,7,8-hexa CDF	107	PG/L	0.100	ND	ND	ND	ND	ND	ND	ND	ND	ND
1,2,3,7,8,9-hexa CDF	152	PG/L	0.100	ND	ND	ND	ND	ND	ND	ND	ND	ND
2,3,4,6,7,8-hexa CDF	148	PG/L	0.100	ND	ND	ND	ND	ND	ND	ND	ND	ND
1,2,3,4,6,7,8-hepta CDF	90	PG/L	0.010	ND	ND	ND	ND	ND	ND	ND	ND	ND
1,2,3,4,7,8,9-hepta CDF	166	PG/L	0.010	ND	ND	ND	ND	ND	ND	ND	ND	ND
octa CDF	222	PG/L	0.001	ND	ND	ND	ND	ND	ND	ND	ND	ND

Analyte	MDL	Units	Equiv	PLR	PLR	PLR
				OCT	NOV	DEC
				P490477	P496635	P499841
2,3,7,8-tetra CDD	125	PG/L	1.000	ND	ND	ND
1,2,3,7,8-penta CDD	123	PG/L	0.500	ND	ND	ND
1,2,3,4,7,8_hexa_CDD	113	PG/L	0.100	ND	ND	ND
1,2,3,6,7,8-hexa CDD	98	PG/L	0.100	ND	ND	ND
1,2,3,7,8,9-hexa CDD	111	PG/L	0.100	ND	ND	ND
1,2,3,4,6,7,8-hepta CDD	137	PG/L	0.010	ND	ND	ND
octa CDD	247	PG/L	0.001	ND	ND	ND
2,3,7,8-tetra CDF	115	PG/L	0.100	ND	ND	ND
1,2,3,7,8-penta CDF	140	PG/L	0.050	ND	ND	ND
2,3,4,7,8-penta CDF	118	PG/L	0.500	ND	ND	ND
1,2,3,4,7,8-hexa CDF	147	PG/L	0.100	ND	ND	ND
1,2,3,6,7,8-hexa CDF	107	PG/L	0.100	ND	ND	ND
1,2,3,7,8,9-hexa CDF	152	PG/L	0.100	ND	ND	ND
2,3,4,6,7,8-hexa CDF	148	PG/L	0.100	ND	ND	ND
1,2,3,4,6,7,8-hepta CDF	90	PG/L	0.010	ND	ND	ND
1,2,3,4,7,8,9-hepta CDF	166	PG/L	0.010	ND	ND	ND
octa CDF	222	PG/L	0.001	ND	ND	ND

Above are permit required CDD/CDF isomers.
 nd= not detected
 NA= not analyzed NS= not sampled

POINT LOMA WASTEWATER TREATMENT
 SLUDGE PROJECT - ANNUAL SUMMARY
 Dioxin and Furan Analysis

From 01-JAN-2009 to 31-DEC-2009

Analyte	MDL	Units	PLR	PLR	PLR	PLR	PLR	PLR	PLR	PLR	
			TCDD	TCDD	TCDD	TCDD	TCDD	TCDD	TCDD	TCDD	TCDD
			JAN	FEB	MAR	APR	MAY	JUN	JUL	AUG	SEP
			P458014	P458392	P465223	P468384	P468676	P475681	P480150	P481205	P489441
2,3,7,8-tetra CDD	125	PG/L	ND	ND	ND	ND	ND	ND	ND	ND	ND
1,2,3,7,8-penta CDD	123	PG/L	ND	ND	ND	ND	ND	ND	ND	ND	ND
1,2,3,4,7,8_hexa_CDD	113	PG/L	ND	ND	ND	ND	ND	ND	ND	ND	ND
1,2,3,6,7,8-hexa CDD	98	PG/L	ND	ND	ND	ND	ND	ND	ND	ND	ND
1,2,3,7,8,9-hexa CDD	111	PG/L	ND	ND	ND	ND	ND	ND	ND	ND	ND
1,2,3,4,6,7,8-hepta CDD	137	PG/L	ND	ND	ND	ND	ND	ND	ND	ND	ND
octa CDD	247	PG/L	ND	ND	ND	ND	ND	ND	ND	ND	ND
2,3,7,8-tetra CDF	115	PG/L	ND	ND	ND	ND	ND	ND	ND	ND	ND
1,2,3,7,8-penta CDF	140	PG/L	ND	ND	ND	ND	ND	ND	ND	ND	ND
2,3,4,7,8-penta CDF	118	PG/L	ND	ND	ND	ND	ND	ND	ND	ND	ND
1,2,3,4,7,8-hexa CDF	147	PG/L	ND	ND	ND	ND	ND	ND	ND	ND	ND
1,2,3,6,7,8-hexa CDF	107	PG/L	ND	ND	ND	ND	ND	ND	ND	ND	ND
1,2,3,7,8,9-hexa CDF	152	PG/L	ND	ND	ND	ND	ND	ND	ND	ND	ND
2,3,4,6,7,8-hexa CDF	148	PG/L	ND	ND	ND	ND	ND	ND	ND	ND	ND
1,2,3,4,6,7,8-hepta CDF	90	PG/L	ND	ND	ND	ND	ND	ND	ND	ND	ND
1,2,3,4,7,8,9-hepta CDF	166	PG/L	ND	ND	ND	ND	ND	ND	ND	ND	ND
octa CDF	222	PG/L	ND	ND	ND	ND	ND	ND	ND	ND	ND

Analyte	MDL	Units	PLR	PLR	PLR
			TCDD	TCDD	TCDD
			OCT	NOV	DEC
			P490477	P496635	P499841
2,3,7,8-tetra CDD	125	PG/L	ND	ND	ND
1,2,3,7,8-penta CDD	123	PG/L	ND	ND	ND
1,2,3,4,7,8_hexa_CDD	113	PG/L	ND	ND	ND
1,2,3,6,7,8-hexa CDD	98	PG/L	ND	ND	ND
1,2,3,7,8,9-hexa CDD	111	PG/L	ND	ND	ND
1,2,3,4,6,7,8-hepta CDD	137	PG/L	ND	ND	ND
octa CDD	247	PG/L	ND	ND	ND
2,3,7,8-tetra CDF	115	PG/L	ND	ND	ND
1,2,3,7,8-penta CDF	140	PG/L	ND	ND	ND
2,3,4,7,8-penta CDF	118	PG/L	ND	ND	ND
1,2,3,4,7,8-hexa CDF	147	PG/L	ND	ND	ND
1,2,3,6,7,8-hexa CDF	107	PG/L	ND	ND	ND
1,2,3,7,8,9-hexa CDF	152	PG/L	ND	ND	ND
2,3,4,6,7,8-hexa CDF	148	PG/L	ND	ND	ND
1,2,3,4,6,7,8-hepta CDF	90	PG/L	ND	ND	ND
1,2,3,4,7,8,9-hepta CDF	166	PG/L	ND	ND	ND
octa CDF	222	PG/L	ND	ND	ND

Above are permit required CDD/CDF isomers.
 nd= not detected
 NA= not analyzed NS= not sampled

2009
Point Loma Treatment Plant
Total Coliforms

The following are the monthly Total Coliform results of the Point Loma Treatment Plant Effluent. The value is stated in terms of Most Probable Number (MPN) per 100 milliliters of sample.

SAMPLE SOURCE (Pt. Loma Treatment Plant Effluent)

DATE	TOTAL COLIFORM (MPN Index/100ml)
January 29, 2009	45,000
February 24, 2009	1,100,000
March 10, 2009	2,300,000
April 2, 2009	4,900,000
May 19, 2009	2,300,000
June 25, 2009	940,000
July 14, 2009	13,000,000
August 18, 2009	23,000,000
September 15, 2009	2,300,000
October 8, 2009	7,900,000
November 18, 2009	4,900,000
December 1, 2009	7,900,000
Average	5,882,083

POINT LOMA WASTEWATER TREATMENT PLANT

From 01-JAN-2009 To 31-DEC-2009

MDL:	Total Hardness		Calcium Hardness		Magnesium Hardness		Calcium		Magnesium	
	.4 Inf.	mg/L Eff.	.1 Inf.	mg/L Eff.	.4 Inf.	mg/L Eff.	.04 Inf.	mg/L Eff.	.1 Inf.	mg/L Eff.
JANUARY -2009	440	440	214	213	226	227	86	86	55	55
FEBRUARY -2009	433	437	212	214	221	223	85	86	54	54
MARCH -2009	463	461	229	226	235	235	92	91	57	57
APRIL -2009	462	460	228	227	235	233	91	91	57	57
MAY -2009	472	476	228	229	245	247	91	92	59	60
JUNE -2009	443	448	216	218	228	230	86	88	55	56
JULY -2009	454	450	216	216	238	235	87	86	58	57
AUGUST -2009	444	458	205	208	239	250	82	83	58	61
SEPTEMBER-2009	436	436	200	200	235	236	80	80	57	57
OCTOBER -2009	392	397	180	183	212	213	72	73	51	52
NOVEMBER -2009	446	448	209	211	237	237	84	85	57	58
DECEMBER -2009	476	470	232	230	244	240	93	92	59	58
Average:	447	448	214	215	233	234	86	86	56	57

MDL:	Alkalinity		Total Solids		Total Vol. Solids		Conductivity		Fluoride	
	20 Inf.	mg/L Eff.	10 Inf.	mg/L Eff.	100 Inf.	mg/L Eff.	10umhos/cm Inf.	mg/L Eff.	.05 Inf.	mg/L Eff.
JANUARY -2009	287	271	1990	1760	471	251	2940	3000	0.63	0.66
FEBRUARY -2009	296	280	2040	1800	497	281	3040	3050	0.69	0.73
MARCH -2009	307	293	2150	1880	549	305	3080	3100	0.72	0.73
APRIL -2009	318	304	2150	1870	539	291	3120	3170	0.80	0.83
MAY -2009	318	298	2180	1900	574	319	3150	3190	0.75	0.78
JUNE -2009	320	297	1690	1880	578	804	3080	3120	0.86	0.81
JULY -2009	317	301	2250	1920	605	317	3190	3170	0.67	0.69
AUGUST -2009	306	294	2490	2170	721	436	3410	3450	0.71	0.71
SEPTEMBER-2009	304	293	2420	2110	665	390	3410	3420	0.88	0.90
OCTOBER -2009	296	282	2000	1730	528	284	2980	2990	0.72	0.70
NOVEMBER -2009	318	305	2160	1850	546	294	3200	3170	0.76	0.78
DECEMBER -2009	297	285	2090	1830	521	301	3150	3160	0.66	0.69
Average:	307	292	2134	1892	566	356	3146	3166	0.74	0.75

MDL:	Chloride		Bromide		Sulfate		Nitrate		Ortho Phosphate	
	7 Inf.	mg/L Eff.	.1 Inf.	mg/L Eff.	9 Inf.	mg/L Eff.	.04 Inf.	mg/L Eff.	.2 Inf.	mg/L Eff.
JANUARY -2009	573	593	1.31	1.45	268	264	0.11	0.07	5.25	2.97
FEBRUARY -2009	590	609	1.56	1.58	293	288	0.18	0.69	4.62	2.79
MARCH -2009	606	632	1.58	1.64	298	294	ND	0.28	4.43	2.54
APRIL -2009	596	634	1.51	1.52	293	294	0.23	0.72	5.76	3.71
MAY -2009	635	665	1.61	1.63	283	278	0.16	0.14	6.14	2.25
JUNE -2009	631	649	1.57	1.58	274	267	0.17	0.16	6.31	4.64
JULY -2009	671	678	1.40	1.68	272	262	0.17	0.99	6.14	4.90
AUGUST -2009	700	747	1.90	1.98	262	260	0.15	0.16	8.67	6.56
SEPTEMBER-2009	739	755	2.00	1.99	272	263	0.13	0.14	6.77	5.21
OCTOBER -2009	621	639	1.59	1.58	224	215	0.35	0.80	6.91	5.67
NOVEMBER -2009	662	679	1.64	1.65	261	253	0.14	0.86	2.25	2.10
DECEMBER -2009	626	644	1.54	1.57	301	295	0.22	0.48	4.80	3.61
Average:	638	660	1.60	1.65	275	269	0.17	0.46	5.67	3.91

ND=not detected; NS=not sampled; NA=not analyzed

POINT LOMA WASTEWATER TREATMENT PLANT

From 01-JAN-2009 To 31-DEC-2009

MDL:	Lithium		Sodium		Potassium		Chemical Oxygen Demand		Soluble BOD	
	.002 Inf.	mg/L Eff.	1 Inf.	mg/L Eff.	.3 Inf.	mg/L Eff.	18 Inf.	mg/L Eff.	2 Inf.	mg/L Eff.
JANUARY -2009	0.041	0.041	368	380	25.8	25.6	532	227	72	66
FEBRUARY -2009	0.041	0.041	345	357	22.9	23.1	572	241	66	65
MARCH -2009	0.049	0.048	376	386	25.2	25.0	504	214	76	69
APRIL -2009	0.050	0.051	387	394	26.3	26.3	641	202	73	67
MAY -2009	0.046	0.046	406	421	28.2	28.5	643	242	88	73
JUNE -2009	0.045	0.046	389	398	27.1	27.0	603	228	80	68
JULY -2009	0.045	0.044	413	416	28.2	27.9	600	206	74	64
AUGUST -2009	0.047	0.047	437	461	29.7	30.1	615	234	79	64
SEPTEMBER-2009	0.045	0.046	416	422	27.8	27.4	596	214	73	66
OCTOBER -2009	0.037	0.039	383	392	27.1	27.2	615	228	82	72
NOVEMBER -2009	0.042	0.042	409	417	29.5	29.2	710	250	82	77
DECEMBER -2009	0.051	0.051	398	404	26.9	26.8	633	248	71	69
Average:	0.04	0.05	394	404	27.1	27.0	605	228	76	68

MDL:	Total Dissolved Solids		Floatables		Turbidity		Aluminum		Barium	
	28 Inf.	mg/L Eff.	1.4 Inf.	mg/L Eff.	.13 Inf.	NTU Eff.	47 Inf.	ug/L Eff.	.039 Inf.	ug/L Eff.
JANUARY -2009	1760	1770	<1.4	ND	136	36	963	264	101	46
FEBRUARY -2009	1680	1690	1.6	ND	134	32	934	220	108	49
MARCH -2009	1830	1830	1.7	ND	143	35	969	239	107	50
APRIL -2009	1770	1780	<1.4	ND	143	33	857	131	117	48
MAY -2009	1790	1800	<1.4	ND	142	39	1090	220	111	45
JUNE -2009	1810	1840	1.4	ND	146	35	1010	166	102	40
JULY -2009	1830	1840	<1.4	ND	144	39	1050	199	108	46
AUGUST -2009	2100	2120	<1.4	ND	140	43	956	184	95	49
SEPTEMBER-2009	2010	2040	<1.4	ND	139	41	875	179	97	45
OCTOBER -2009	1690	1710	<1.4	ND	144	43	1220	140	106	34
NOVEMBER -2009	1730	1740	<1.4	ND	139	43	721	187	84	39
DECEMBER -2009	1790	1800	1.9	ND	137	37	839	159	100	47
Average:	1816	1830	0.6	ND	141	38	957	191	103	45

MDL:	Boron		Cobalt		Molybdenum		Manganese		Vanadium	
	7 Inf.	ug/L Eff.	.85 Inf.	ug/L Eff.	.89 Inf.	ug/L Eff.	.24 Inf.	ug/L Eff.	.64 Inf.	ug/L Eff.
JANUARY -2009	434	414	<0.85	<0.85	11	9	111	104	2.32	ND
FEBRUARY -2009	425	429	<0.85	<0.85	11	10	111	111	3.56	0.69
MARCH -2009	435	444	ND	ND	10	9	112	112	2.96	<0.64
APRIL -2009	433	433	<0.85	ND	11	9	110	103	3.64	0.79
MAY -2009	446	451	1.13	<0.85	13	12	111	110	3.75	0.79
JUNE -2009	428	429	<0.85	ND	12	10	113	107	3.95	<0.64
JULY -2009	434	431	<0.85	ND	13	9	106	95	3.25	<0.64
AUGUST -2009	461	473	<0.85	ND	12	10	100	100	3.63	1.02
SEPTEMBER-2009	442	452	ND	ND	13	11	103	100	3.80	0.70
OCTOBER -2009	452	446	<0.85	ND	12	8	108	92	3.43	ND
NOVEMBER -2009	437	434	ND	ND	11	9	110	105	2.49	0.99
DECEMBER -2009	433	407	<0.85	ND	10	8	112	105	2.94	1.21
Average:	438	437	0.09	0.00	12	10	109	104	3.31	0.52

ND=not detected; NS=not sampled; NA=not analyzed

5.4 BIOSOLIDS DISPOSAL METHODS

The following table summarizes the quantities of biosolids produced and disposal methods used during CY2009. There has been no change in biosolids disposal methods attributable to biosolids quality. However, in response to AB 939, which mandates diversion of 50% of land filled solids to recycling or beneficial use, MWWWD beneficially used nearly 100 % of biosolids generated at MBC in CY 2009. In order to reach that percentage and diversify the City's biosolids beneficial use program, land application of biosolids was initiated in January 2003.

Annual Biosolids Beneficial Use & Landfill Disposal Summary

2009 Month:	Otay Landfill			Cullison Farms, Yuma, AZ Beneficial Use ² (wetTons)	Norris Farm Aztec, Yuma County, AZ Beneficial Use ² (wetTons)	Desert Ridge Farms Yuma, AZ Beneficial Use ² (wetTons)	Total (wetTons)	%TS	Total Dry Tons	Total Biosolids (dry metric tons)
	Otay Landfill Biosolids (wetTons)	Beneficial Use ¹ (wetTons)	Otay Landfill Total (wetTons)							
January		8,214.05	8,214.05		1,071.91	670.04	9,956.00	30.7	3,056.49	2,772.85
February	895.99	5,713.50	6,609.49		522.07	1,133.56	8,265.12	30.3	2,504.33	2,271.93
March		7,376.09	7,376.09	1,344.16		490.99	9,211.24	29.5	2,717.32	2,465.15
April		8,671.73	8,671.73	1,795.32			10,467.05	28.3	2,962.18	2,687.29
May		7,648.15	7,648.15	1,657.61			9,305.76	27.9	2,596.31	2,355.37
June		8,976.25	8,976.25	895.09		668.34	10,539.68	27.4	2,887.87	2,619.88
July		9,489.49	9,489.49	528.85		1,156.21	11,174.55	27.7	3,095.35	2,808.10
August		7,515.13	7,515.13	1,805.96			9,321.09	27.3	2,544.66	2,308.51
September		7,816.46	7,816.46	3,516.86			11,333.32	27.6	3,128.00	2,837.72
October		8,028.54	8,028.54	1,639.53			9,668.07	28.2	2,726.40	2,473.39
November		7,316.31	7,316.31	1,963.58			9,279.89	27.5	2,551.97	2,315.15
December		8,257.83	8,257.83	2,590.32			10,848.15	28.0	3,037.48	2,755.60
Total:		95,023.53	95,919.52	17,737.28	1,593.98	4,119.14	119,369.92		33,808.35	30,670.93
Monthly Average:		7,918.63	7,993.29	1,773.73	796.99	823.83	9,947.49	28.4	2,817.36	2,555.91

¹ beneficial use as Alternative Daily Cover.

² beneficial use in Land Application.