



THE CITY OF SAN DIEGO

March 1, 2011

Mr. David W. Gibson, Executive Officer
California Regional Water Quality Control Board
9174 Sky Park Court, Suite 100
San Diego, CA 92123

Attention: Pretreatment Coordinator

Dear Mr. Gibson:

Subject: Board Order No. R9-2002-0025, NPDES Permit No. CA 0107409 and
Board Order No. R9-2009-0001, NPDES Permit No. CA0109045
CY2010 Pretreatment Annual Report

The San Diego Metropolitan Wastewater Pretreatment Program Annual Report for calendar year 2010 is hereby submitted in accordance with the requirements of NPDES Permit No. CA0107409, adopted April 10, 2002 and NPDES Permit No. CA0109045, adopted by the Regional Water Quality Control Board on June 10, 2009 and issued by the U.S. Environmental Protection Agency on June 16, 2010. This report also contains all information required in, and is intended to serve as, the semi-annual reports required under each of the subject NPDES permits for the period of July 1 through December, 2010. The City is committed to protecting public health and the environment through a program of environmental management, which includes source control, wastewater treatment, an improved ocean outfall, and extensive monitoring. One key element of the program is an aggressive pretreatment and pollution prevention program to minimize toxic discharges to the sewerage system. This report includes a summary of Pretreatment Program activities and accomplishments throughout jurisdictions tributary to the




Page 2
Mr. David W. Gibson, Executive Officer
March 1, 2011

Metropolitan Sewerage System, which includes the Point Loma Wastewater Treatment Plant and the North City and South Bay Water Reclamation Plants.

Should you have any questions concerning the information provided herein, or wish to meet with City staff to discuss the report in detail, please contact me at (619) 758-2300.

Sincerely,



Steve Meyer
Deputy Public Utilities Director

BLS:

Enclosure: CD containing PDF file of Report

cc: Keith Silva, Pretreatment Coordinator, EPA Region IX
Regulatory Unit, Water Quality Div., State Water Resources Control Board
Pretreatment Coordinator, San Diego Regional Water Quality Control Board
Alex Ruiz, Interim Director of Public Utilities (w/o attachments)
Barbara Sharatz, Pretreatment Program Manager
File

POTW PRETREATMENT ANNUAL REPORT

COVER SHEET

NPDES Permit Holder or Sewer Authority Name: City of San Diego
Report Date: March 1, 2011
Period Covered by This Report: January 1, 2010 to December 31, 2010
Period Covered by Previous Report: January 1, 2009 to December 31, 2009

Name of Wastewater Treatment Plant(s)

NPDES Permit Number

Point Loma Wastewater Treatment Plant
South Bay Water Reclamation Plant


CA 0107409
CA 0109045

Person to contact concerning information contained in this report:

Name: Barbara Sharatz
Title: Industrial Wastewater Control Program Manager
Mailing Address: 9192 Topaz Way, MS 901D
San Diego, CA 92123-1119
Telephone No.: (858) 654-4106

I have personally examined and am familiar with the information submitted in this document and attachments. Based upon my inquiry of those individuals immediately responsible for obtaining the information reported herein, I believe that the submitted information is true, accurate, and complete. I am aware that there are significant penalties for submitting false information, including the possibility of fine and imprisonment.

3/1/11
Date


Steve Meyer

Deputy Public Utilities Director
Title

BLS:bjl

PRETREATMENT ANNUAL REPORT

PCS Data Entry Form

PPS1

POTW NAME: SAN DIEGO, CITY OF

NPDES Permit #: CA0107409 and CA0109045

Period Covered By This Report: 01/01/10 (PSSD)
Start Date

12/31/10 (PSED)
End Date

Number of Significant Industrial Users in SNC With Pretreatment Compliance Schedule: 0 (SSNC)

Number of Notices of Violation and Administrative Orders Issued Against Significant Industrial Users: 162 (FENF)

Number of Civil & Criminal Judicial Actions Against Significant Industrial Users: 0 (JUDI)

Number of Significant Industrial Users With Significant Violations Published: 4 (SVPU)

Number of Industrial Users From Which Penalties Have Been Collected: 0 (IUPN)



THE CITY OF SAN DIEGO

**E.W. BLOM POINT LOMA
METROPOLITAN WASTEWATER TREATMENT PLANT
ANNUAL PRETREATMENT REPORT**

NPDES PERMIT No. CA 0107409
SDRWQCB ORDER No. R9-2009-0001

JANUARY 1 – DECEMBER 31, 2010



Environmental Monitoring and Technical Services
Public Utilities Department
2392 Kincaid Road • Mail Station 45A • San Diego, CA 92101
Tel (619) 758-2310 • Fax (619) 758-2309



TABLE OF CONTENTS

<u>Chapter 1: Executive Summary</u>	Page
Summary	1-1
1.1 Introduction	1-2
1.2 Program Effectiveness	1-3
1.3 Program Summary – CY2010	1-3
 Chapter 2: Program Structure	
2.1 Program Jurisdiction	2-1
2.2 Program Organization	2-1
Area Map	2-2
2.3 Personnel and Budget	2-5
2.4 Changes and Developments – CY2010	2-5
2.5 Household Hazardous Waste Program	2-6
2.6 Storm Water Pollution Prevention Program	2-7
2.7 Storm Water Diversion Systems	2-7
2.8 Pretreatment Program History	2-8
 Chapter 3: Discharge Permits	
3.1 Introduction	3-1
3.2 Permit Authority	3-1
3.3 Permit Classification	3-1
3.4 Significant Industrial Users	3-3
3.5 Identification of Industrial Users	3-3
3.6 SIU Permit Requirements	3-4
3.7 Program Active Permits	3-4
3.8 Program SIU Permits	3-5
3.9 Changes in Point Loma SIU Inventory – CY2010	3-6
3.10 Baseline Monitoring Reports (BMRs)	3-7
3.11 Distribution of Permits and Industrial Flows	3-8
3.12 Program Inspection and Monitoring Requirements	3-9

TABLE OF CONTENTS (Continued)

	Page
3.13 Industrial Waste Laboratory (IWL)	3-10
3.14 Summary of Routine Sampling and Inspection Statistics	3-10
3.15 Trucked Waste Permits	3-11
 Chapter 4: Enforcement	
4.1 Introduction	4-1
4.2 Annual SIU Compliance Statistics	4-1
4.3 Semi-Annual SIU Compliance Status Report Summary	4-2
4.4 Annual SIU Compliance Status Report Summary	4-2
4.5 Publication of Industries in SNC	4-3
4.6 Non-Compliance Fees/Penalties	4-4
4.7 Enforcement Actions by Type	4-4
4.8 Enforcement Summaries	4-5
4.9 Pollution Prevention Plans	4-9
 Chapter 5 Industrial Pollutant Discharges	
5.1 Introduction	5-1
5.2 Point Loma Influent/Effluent Metals Trends	5-1
5.3 Point Loma Treatment Plant Monitoring for 2010	5-1
5.4 Biosolids Disposal Methods	5-1

LIST OF TABLES

		Page
2.1-1	Discharge Area/Agency	2-1
2.5-1	HHW Services by Member Agencies	2-6
3.6-1	Local Discharge Limits	3-4
3.7-1	Active Permit Count 1990-2010	3-5
3.8-1	SIU Permit Count 1990-2010	3-6
3.9-1	Changes in SIU Inventory 2010	3-6
3.10-1	Baseline Monitoring Reports	3-7
3.11-1	Distribution of Permits and Industrial Waste Flow	3-8
3.11-2	Discharge Area/Agency	3-9
3.15-1	Trucked Waste Dischargers	3-11
3.15-2	Trucked Industrial Waste Discharges by Type	3-12
4.2-1	Compliance Status Summary for SIUs	4-2
4.5-1	Notice of SNC with Sewer Discharge Requirements	4-3
4.6-1	Non-Compliance Fees and Penalties Summary	4-4
4.7-1	Compliance Orders – CY2010	4-5
4.7-2	Administrative Penalty Orders	4-5
4.8-1	Enforcement Actions Summary	4-5
5.3-1	Influent Heavy Metals	5-6
5.3-2	Effluent Heavy Metals	5-6

LIST OF REPORTS

	Page
SIUs discharging under a BMR	3-13
SIU Regulated Parameters	3-15
SIU Category, Process, and Pretreatment Technology	3-50
Inspections Performed	3-64
Non SIU Permits	3-69
Groundwater Permits	3-78
Trucked Waste Permits	3-80
Dry Cleaner BMPs	3-84
Silver BMPs	3-88
Semi-Annual SIU Compliance Status	4-10
Annual SIU Compliance Status	4-14
SIU NOV Summary for 2010	4-29
NonSIU NOV Summary for 2010	4-34
Sampling – SIUs Discharging to Point Loma	4-39
TTO Sampling at SIUs	4-68
Analytical Methods Used by the IWL	4-70

LIST OF REPORTS (Continued)

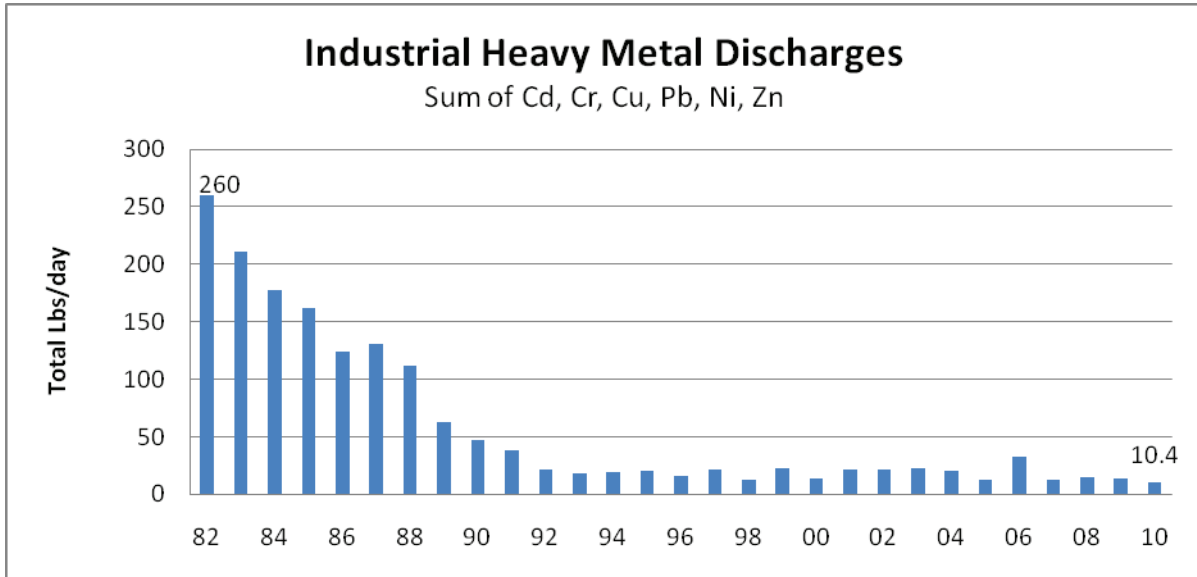
	Page
Point Loma Treatment Plant Monitoring:	
BOD & TSS Concentrations	5-9
BOD & TSS Removal	5-10
Conventional Pollutants	5-11
Trace Metals	5-12
Ammonia-Nitrogen and Total Cyanide	5-15
Radioactivity	5-16
Chlorinated Pesticides	5-17
Organophosphorus Pesticides	5-19
Tributyl Tin	5-21
sVOCs - Acid Extractables	5-22
sVOCs - Base/Neutrals	5-23
VOCs	5-25
Dioxin & Furan	5-27
Additional Parameters	5-34

LIST OF FIGURES

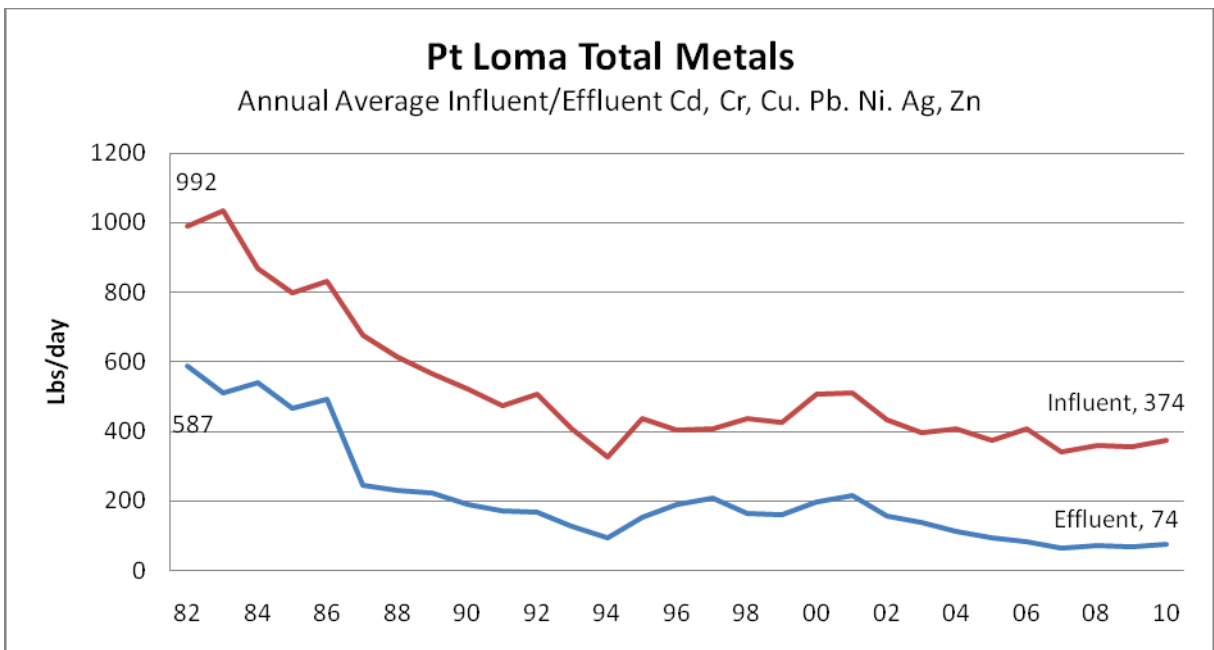
	Page
5.2-1 Total Metals : Trend 1982-2010	5-2
5.2-2 Cadmium : Trend 1982-2010	5-2
5.2-3 Chromium : Trend 1982-2010	5-3
5.2-4 Copper : Trend 1982-2010	5-3
5.2-5 Lead : Trend 1982-2010	5-4
5.2-6 Nickel : Trend 1982-2010	5-4
5.2-7 Silver : Trend 1982-2010	5-5
5.2-8 Zinc : Trend 1982-2010	5-5

EXECUTIVE SUMMARY

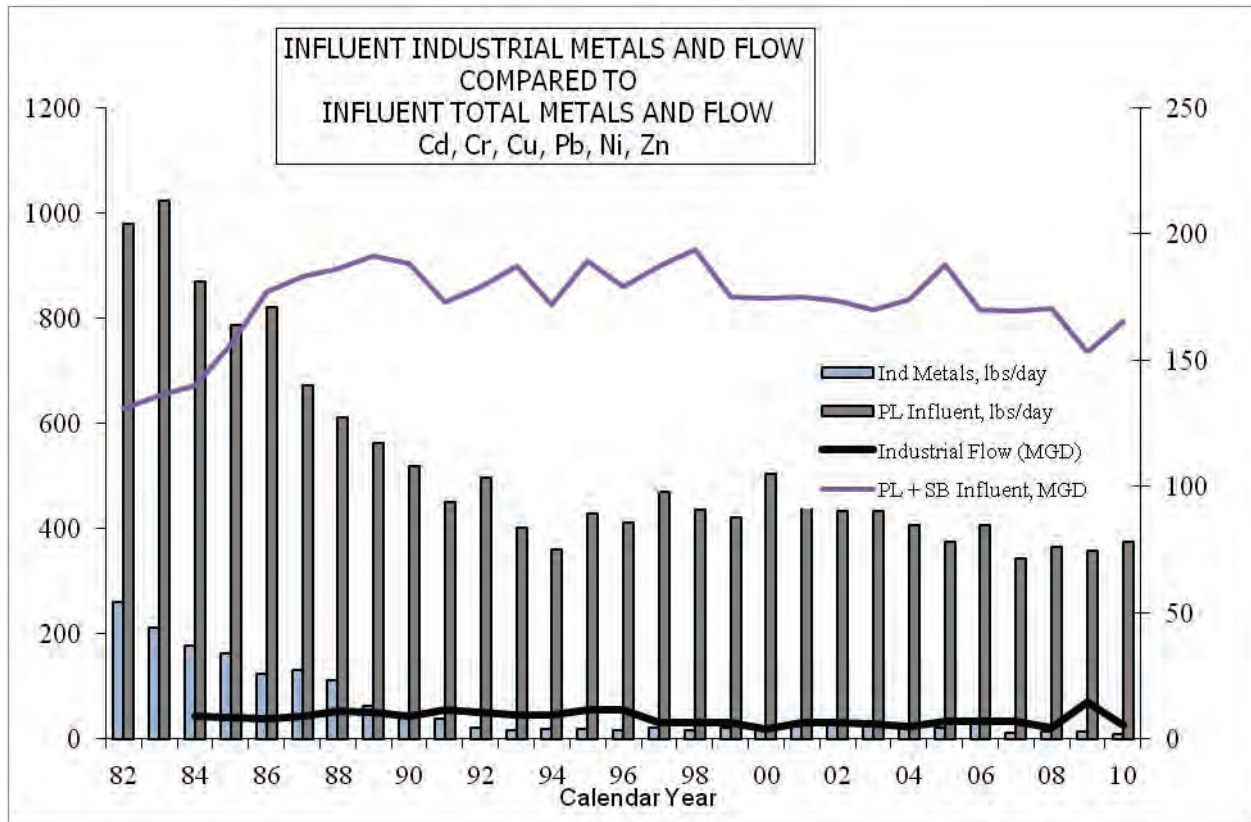
- In CY2010, average daily industrial discharges of heavy metals into the collection system were reduced by > 95% from levels experienced prior to Program approval in 1982.



- Long-term trends of treatment plant influent and effluent loadings of potentially toxic heavy metal pollutants are shown below.



- There were no pass-through or interference incidents attributed to industrial discharges in CY2010.



Industrial metals loadings constituted 26.5% of the total metals discharged to Point Loma in 1982, when the Industrial Wastewater Control Program was implemented. As a result of Program efforts, industrial metals loadings have decreased by more than 95%, and now constitute approximately 3.0 % of the total metals discharged to the Point Loma Treatment Plant.

Note: The industrial loadings and statistics exclude 8.7 lbs/day of copper in sanitary discharges from navy ships, which has been determined to originate from seawater corrosion of shipboard copper piping and not from industrial operations. Where there is no federal limit, metals discharges below domestic/commercial background screening levels are also excluded from the industrial loadings.

1.1 INTRODUCTION

The City of San Diego is committed to protecting public health and the environment through a program of environmental management which includes pollution prevention, industrial pretreatment, chemically enhanced primary waste treatment, an improved ocean outfall, and extensive monitoring. A key element of this program is an aggressive pretreatment and pollution prevention program to minimize toxic discharges to the sewerage system. The City's federally-approved source control program consists of: 1) an industrial wastewater discharge permit system to establish industrial discharge limits and requirements; 2) periodic facility inspections and unannounced sampling; 3) effective enforcement procedures to deter violations and bring non-compliant dischargers back into compliance with discharge standards and requirements, and; 4) industrial user guidance and permit conditions designed to encourage pollution prevention and waste minimization.

1.2 PROGRAM EFFECTIVENESS

- Since 1982, while the average daily wastewater flow into the Metropolitan Service Area has increased by approximately 26%, the total mass of heavy metals entering the Metro collection system has decreased by nearly 60%.
- Since federal approval of the Program in 1982, average metal loadings contributed by industrial sources have decreased by more than 95%. Whereas in 1982, industrial discharges of metals constituted nearly 27% of the Cadmium, Chromium, Copper, Lead, Nickel, and Zinc discharged to the system, today industrial loadings constitute less than 3% of the total metals discharged to the system.
- San Diego's sludge qualifies as "exceptionally clean" under the criteria set forth in 40 CFR Part 503, attesting to the effectiveness of the City's source control program and providing maximum options for beneficial reuse of the sludge.

1.3 PROGRAM SUMMARY - CY2010

- During CY2010 the program administered 98 SIU permits, covering 125 outfalls and monitored at 166 sample points. Four outfalls at 4 facilities were in SNC during the year resulting in a Program Significant Non-Compliance Rate for CY2010 of 3.2% (4 of 125 outfalls).
- As of December 31, 2010, the Program administered 82 SIU permits and 1357 additional control mechanisms, including 300 Class 2 and 3 permits, 119 Hauled Waste permits, 48 Groundwater Discharge permits, and 922 Best Management Practice Discharge Authorizations, covering targeted commercial sectors. The Program also performs annual inspections at 35 additional facilities with processes subject to federal pretreatment standards that either operate as stand-alone R&D facilities, or have zero discharge of regulated waste streams to sewer to confirm continuing non-regulated status.
- During CY2010, 719 inspections were conducted, including 150 SIU pretreatment compliance inspections, 445 Source Control inspections, 10 rainwater diversion inspections, 48 sewer surcharge inspections, and 54 storm water compliance inspections; 2052 unannounced sampling visits were conducted; 4935 industry samples were collected by the Industrial Laboratory for analyses; and 15,786 pollutant analyses were performed. In addition, 3238 industry self-monitoring samples and 1228 BMP self-certifications were received and reviewed to evaluate compliance.
- During CY2010, 275 Notices of Violation were issued to industries for exceeding discharge limits or failing to comply with permit conditions; 162 of these were issued to SIUs. No new formal enforcement actions, including Administrative Penalty Orders and Compliance Orders, were issued. Non-compliance fees in the amount of \$18,625 and no penalties were collected.
- The CY2010 annual publication list of 4 Significant Industrial Users in SNC is based on compliance determinations for the entire year.
- The 13th Annual Local Limits Re-evaluation submitted July 1, 2010, confirms that the local limits developed in 1996 remain technically justified and sufficient to protect the POTW and the environment.

CHAPTER 2 – PROGRAM STRUCTURE

2.1 PROGRAM JURISDICTION

The Metropolitan Industrial Wastewater Control Program (IWCP) administers the pretreatment program in the City of San Diego (Map areas 1 – 12) and in 15 participating agencies contributing to the Metropolitan Sewerage System. Table 2.1-1 lists the areas served; Figure 2.1-1 shows the areas geographically.

Table 2.1-1 DISCHARGE AREA / AGENCY BY AREA NUMBER			
Area	Description	Area	Description
01	¹ SD: Rancho Bernardo	14	City of Coronado
02	SD: Sorrento Valley & Torrey Pines	15	City of Del Mar
03	SD: Miramar, Mira Mesa, Scripps Ranch	16	City of El Cajon
04	SD: Mission Bay, Pacific Beach, La Jolla	17	City of Imperial Beach
05	SD: Clairemont Mesa	18	City of La Mesa
06	SD: Kearny Mesa	19	City of National City
07	SD: Mission Gorge	20	City of Poway
08	SD: Point Loma, Lindberg Field	21	Santee/Padre Dam Municipal Water District
09	SD: North Downtown	22	City of Lemon Grove
10	SD: East San Diego	32	Alpine Sanitation District
11	SD: South Downtown	33	Lakeside Sanitation District
12	SD: San Ysidro, Otay Mesa	34	Spring Valley Sanitation District
13	City of Chula Vista	35	Winter Gardens Sewer Maintenance District
		36	East Otay Mesa Sewer Maintenance District

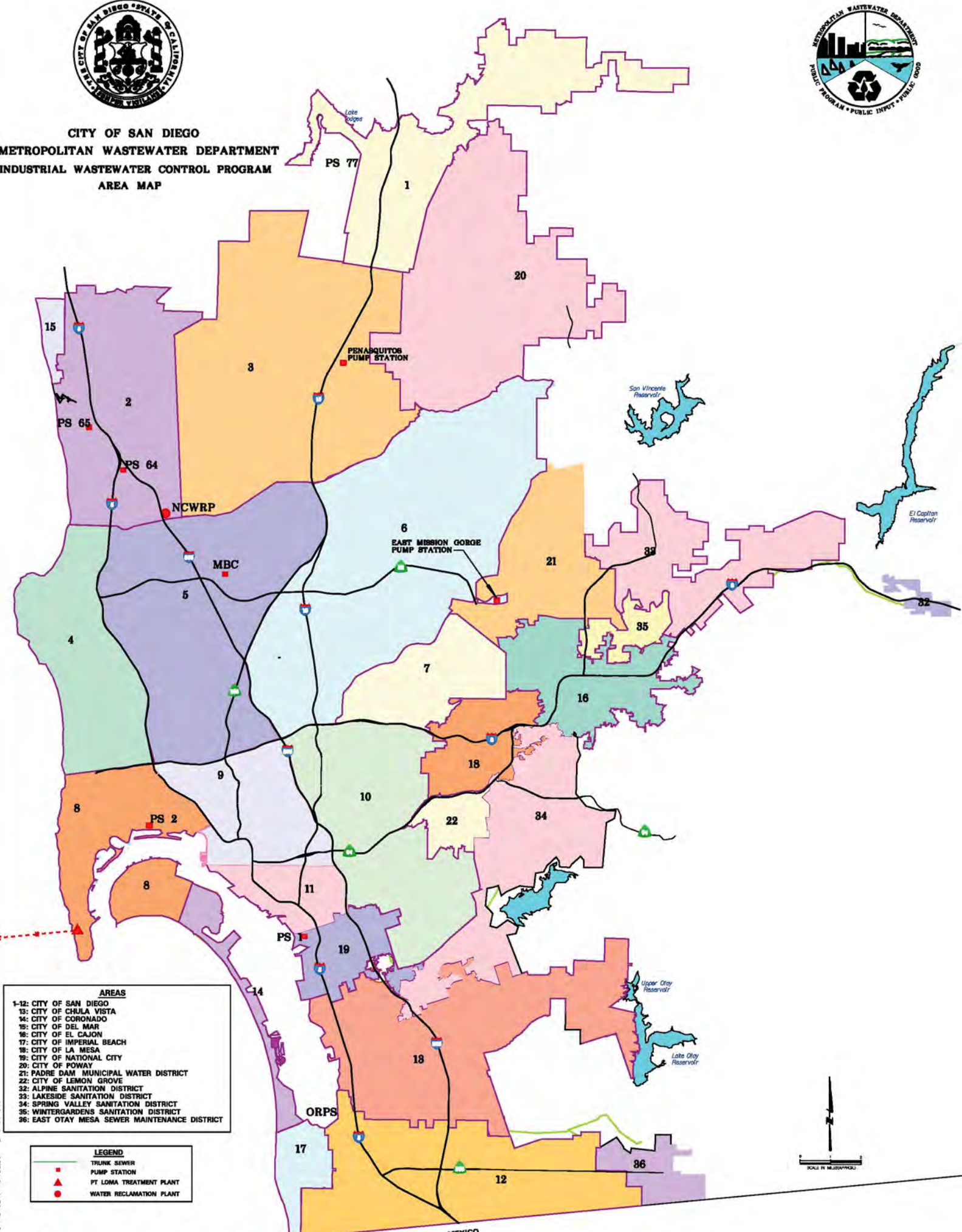
¹ All flows from the Rancho Bernardo area of San Diego are treated by the Hale Avenue Treatment Plant, which is owned and operated by the City of Escondido. With the exception of parts of areas 12 and 36, which are in part diverted to the South Bay Water Reclamation Plant, the remaining areas are tributary to the City's Point Loma Wastewater Treatment Plant. Permitted flows in some areas include significant volumes of construction dewatering and groundwater remediation

2.2 PROGRAM ORGANIZATION

The IWCP is part of the Environmental Monitoring and Technical Services Division of the Metropolitan Wastewater Department of the City of San Diego. The IWCP consists of two operational sections: Industrial Permits and Compliance, and the Industrial Waste Laboratory. See Figures 2.2-1 and 2.2-2 below for organizational charts for each section.



**CITY OF SAN DIEGO
METROPOLITAN WASTEWATER DEPARTMENT
INDUSTRIAL WASTEWATER CONTROL PROGRAM
AREA MAP**



- AREAS**
- 1-12: CITY OF SAN DIEGO
 - 13: CITY OF CHULA VISTA
 - 14: CITY OF CORONADO
 - 15: CITY OF DEL MAR
 - 16: CITY OF EL CAJON
 - 17: CITY OF IMPERIAL BEACH
 - 18: CITY OF LA MESA
 - 19: CITY OF NATIONAL CITY
 - 20: CITY OF POWAY
 - 21: PADRE DAM MUNICIPAL WATER DISTRICT
 - 22: CITY OF LEMON GROVE
 - 23: LAKESIDE SANITATION DISTRICT
 - 24: SPRING VALLEY SANITATION DISTRICT
 - 25: WINTERGARDENS SANITATION DISTRICT
 - 26: EAST OTAY MESA SEWER MAINTENANCE DISTRICT

- LEGEND**
- TRUNK SEWER
 - PUMP STATION
 - ▲ PT. LOMA TREATMENT PLANT
 - WATER RECLAMATION PLANT



R:\RADA\BASE\NRIND\IND\2008_12\12\016_4103

**Figure 2.2-1
PUBLIC UTILITIES DEPARTMENT / WASTEWATER BRANCH
ENVIRONMENTAL MONITORING AND TECHNICAL SERVICES DIVISION
INDUSTRIAL WASTEWATER CONTROL PROGRAM: December 2010**

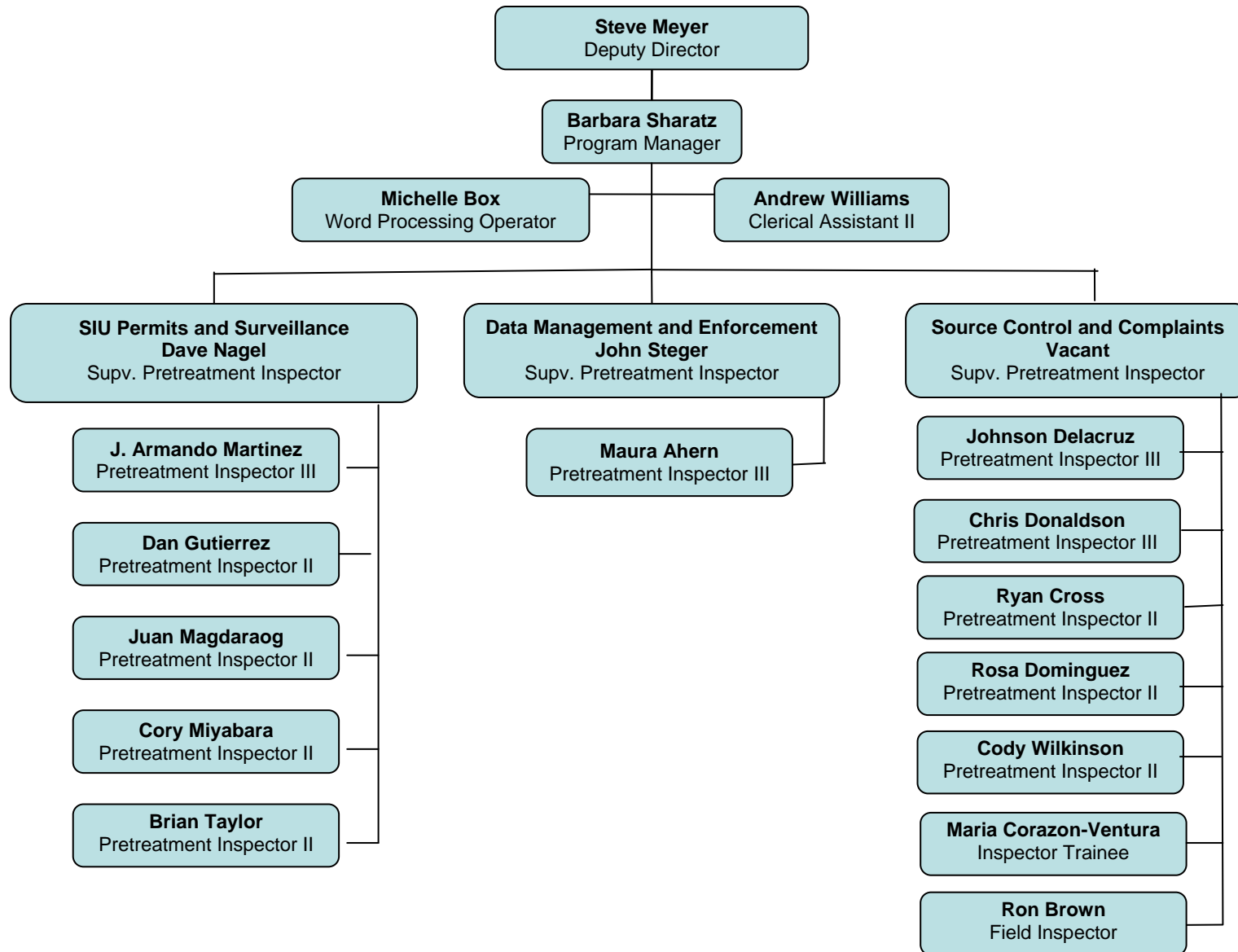
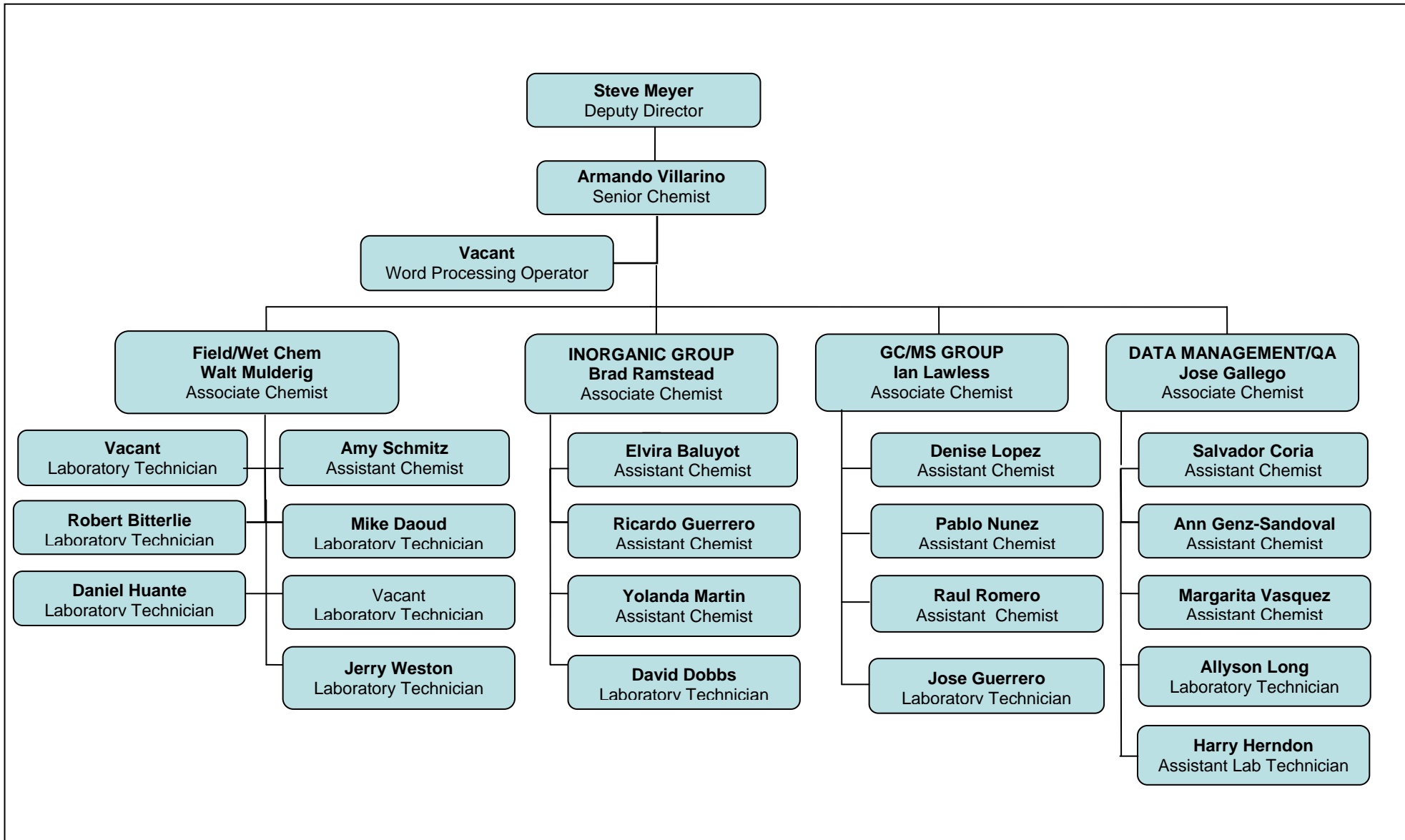


Figure 2.2-2
PUBLIC UTILITIES DEPARTMENT / WASTEWATER BRANCH
ENVIRONMENTAL MONITORING AND TECHNICAL SERVICES DIVISION
INDUSTRIAL WASTE LABORATORY: December 2010



2.3 PERSONNEL AND BUDGET

Metropolitan Industrial Wastewater Control Program budgeted positions and monies for FY2010 are summarized below:

<u>Section</u>	<u># Positions</u>	<u>Budget</u>	
IW Permits and Compliance	19	Personnel	\$1,981,670
		Non-personnel	87,909
		Capital Outlay	<u>-0</u>
		Subtotal	\$2,069,579
 IW Laboratory	 26	Personnel	 \$2,441,969
		Non-personnel	337,258
		Capital Outlay	<u>242,108</u>
		Subtotal	<u>\$3,021,062</u>
		TOTAL	\$5,090,641

The following regulatory training was received by the inspection staff in CY10.

Date	Class Title	# Attendees	Total Cost
February 4, 2010	Storm Drain Inspection Training	12	-0-
March 1-3, 2010	CWEA 3 RD Annual P3S Training Conference	14	\$2,978 + 1 work day each

2.4 PROGRAM NOTES: CHANGES AND DEVELOPMENTS - CY2010

During CY2010, there were no significant changes in operating the pretreatment program from the previous year including, but not limited to, changes concerning the program's administrative structure, local limits, monitoring program or monitoring frequencies, legal authority, enforcement policy, or funding levels.

2.5

HOUSEHOLD HAZARDOUS WASTE PROGRAM

The City of San Diego Environmental Services Department, Public Utilities Department, and Storm Water Department jointly finance a Household Hazardous Waste (HHW) collection program designed to reduce the introduction of pollutants from non-point sources into sewers, storm drains, and municipal landfills. The City’s permanent household hazardous waste collection facility at the Miramar Landfill is open to City of San Diego residents on Saturdays excluding holidays (such as Thanksgiving and Christmas weekends); an appointment and proof of residency is required. The City’s program also sponsors seven to eight auto product recycling events per year, coordinates and advertises commercial locations that accept auto products for recycling, and conducts public outreach activities at schools, businesses, and community groups. Each contributing agency has also implemented a strategy for handling household hazardous wastes originating within its jurisdiction.

Table 2.5-1 HHW SERVICES BY MEMBER AGENCIES (July 1, 2009 – June 30, 2010)		
JURISDICTION	COLLECTION SERVICE	HOTLINE/EDUCATION SERVICE (Yes or No)
Chula Vista	Chula Vista Regional HHW Facility Door-to-Door HHW Collection Curbside Used Oil and Filter Collection	Yes
Coronado	Coronado HHW Facility Door-to-Door Collection for Seniors/Disabled	Yes
El Cajon	El Cajon HHW Facility	Yes
Imperial Beach	Chula Vista Regional HHW Facility Door-to-Door Collection Curbside Used Oil and Filter Collection	Yes
La Mesa	La Mesa HHW Facility Door-to-Door Collection for Seniors/Disabled	Yes
Lemon Grove	La Mesa HHW Facility Door-to-Door Collection	Yes
National City	Chula Vista Regional HHW Facility Door-to-Door Collection	Yes
Poway	Escondido, Poway, Vista HHW Facilities Door-to-Door Collection for Seniors/Disabled	Yes
San Diego*	San Diego HHW Facility Auto Product Recycling Events Door-to-Door Collection for Seniors/Disabled	Yes
Santee	El Cajon HHW Facility	Yes
County of San Diego - Unincorporated Areas**	El Cajon and Ramona HHW Facilities*** Temporary HHW Collection Events Door-to-Door Collection for Seniors/Disabled	Yes

* **City of San Diego** includes communities such as La Jolla, Mira Mesa, Normal Heights, North Park, Otay Mesa, Pt. Loma, Rancho Bernardo, Rancho Penasquitos, and San Ysidro.

** Unincorporated Areas include communities such as Alpine, Lakeside, Wintergardens, and Spring Valley.

*** In FY10, San Diego Country reduced HHW services. The City of San Diego agreement ended 6/30/2009; Chula Vista agreement ended 11/30/2009; and the El Cajon agreement ended in early 2010. Temporary events will continue as long as grant funding is available.

2.6 STORM WATER POLLUTION PREVENTION PROGRAM

The City's Community Programs Department operates the Storm Water Pollution Prevention Program (SWPPP) to regulate discharges to the storm water conveyance system, and to perform periodic monitoring of urban runoff during dry weather. The storm water code enforcement unit investigates alleged illegal discharges and takes enforcement action against violators of the Storm Water Management and Discharge Control ordinance (SDMC 43.03). During CY2010 the Industrial Wastewater Control Program assisted the Storm Water Pollution Prevention Program by performing 54 industrial storm water compliance inspections in the City of San Diego, including 18 Storm Water Pollution Prevention Plan reviews, and providing findings to the Storm Water Pollution Prevention Program.

2.7 DESCRIPTION OF PROGRAM TO QUANTIFY, CHARACTERIZE, REGULATE, AND TREAT FLOW FROM LOW-FLOW URBAN RUNOFF DIVERSION SYSTEMS AND 'FIRST FLUSH' INDUSTRIAL STORMWATER DIVERSION SYSTEMS THAT ARE ROUTED TO THE SANITARY SEWER COLLECTION SYSTEM

2.7-1: Municipal Low Flow Storm water Diversion Systems

Waste streams originating in storm drains tributary to City of San Diego low flow diversion structures have been monitored to characterize the pollutants loads and ensure that the City's collection and treatment facilities will not be harmed by the pollutants in the accepted storm water. Low flow diversion systems are controlled by sensors that automatically shut the diversions off during rain events to protect the collection system and treatment facilities from hydraulic overloads.

Analytical results have established that the pollutant loadings will not interfere with or pass through the treatment plant; therefore existing plant processes are sufficient to treat the additional loads contributed as a result of the low flow diversions. In addition, operational experience has demonstrated that the automatic controls have effectively prevented any hydraulic impacts on the collection or treatment system.

The City is working with Metro participating agencies to ensure any low flow diversion systems they may install conform to these same standards and provide the same levels of collection system and treatment plant protection.

2.7-2: "First Flush" Industrial Storm water Diversion Systems

In recognition of the fact that there may be situations where runoff from industrial or commercial facilities may not meet Regional Board discharge standards, the City has worked with industrial facilities to provide for capture and discharge to the sewer of first flush storm water runoff where it is clearly demonstrated that the pollutant and/or hydraulic load will not negatively affect the collection or treatment system.

The industry is required to provide information about the tributary area, diversion mechanism, capture and holding facilities, and expected pollutants, and must demonstrate adequate discharge controls prior to receiving authorization for discharge. In general, facilities must capture and hold storm water and may discharge it to sewer no sooner than twenty-four hours after the end of the last rain event. Careful evaluation of analytical data for proposed discharges, determination of available line capacity, and review of proposed discharge controls ensures that the industrial first flush

discharges will not negatively impact the collection system or the treatment facilities.

2.8 PRETREATMENT PROGRAM HISTORY

Industrial wastewater control activities were initiated by the City in the late 1960s and informally continued through the 1970s. Sewerage service contracts with the Metro agencies were adopted in 1960 and later became the basis for participation of the Metro Agencies in the Metropolitan Industrial Wastewater Control Program (IWCP), approved by EPA in 1982.

- 1981 Industrial Survey conducted, building on work of 1970s.
- 1981-2 Consultants develop Program structure and procedures; submit to EPA for approval.
- 1982 Program formally approved by EPA on July 1, 1982.
- 1983 IW Ordinance, permit fees and trucked waste fees approved by City Council.
- 1983-5 # permits 300 in 1983 to 1200+ in 1985. Compliance conferences with IUs.
- 1985 NOVs initiated. Program audit by EPA, SWRCB, and RWQCB results in findings of excellent data management, knowledgeable staff, and good procedures for permitting, inspecting, and sampling; need for stronger legal authority in Municipal Code and with contract agencies.
- 1986 First Annual Pretreatment Report.
- 1987 First Pretreatment Compliance Inspection (PCI) by SWRCB. First Enforcement Response Plan developed. Interjurisdictional Agreements (IJAs) with Metro Agencies initiated.
- 1988 PCI by RWQCB results in no required Program actions.
- 1989 Estimated capital investment in pretreatment equipment by industries in the San Diego service region exceeds \$20 million.
- 1990-1 Consent Decree, EPA trial in federal court for secondary treatment, and Administrative Order.
- 1991-2 Program audit by EPA, SWRCB, and RWQCB in March 1991 followed by a Pretreatment Program Evaluation (PPE) from May 1991 through August 1992.
- 1992 Technical fact sheets initiated, sampling frequencies modified to comply with PPE recommendations.
- 1993 Administrative Order issued to Program incorporating Consent Decree and PPE recommendations. All AO requirements completed by due dates, including fact sheets completed, SIU permits reissued, and Enforcement Response Plan submitted.
- 1994 Waiver application initiated by City.
- 1995 Waiver granted, new NPDES Permit issued; PCI by SWRCB establishes no requirements; new Pretreatment Information Management System (PIMS) implemented; Administrative Civil Penalty policy implemented.
- 1996 Urban Area Pretreatment Program requirements satisfied; local limits development study and innovative non-CIU contributory flow industrial pollutant loadings allocation strategy results in proposed modification of local limits; PCI by SWRCB establishes no requirements.

- 1997 Public participation meetings held by both City and RWQCB prior to adoption of Urban Area Pretreatment Program and new local limits; SIU permits modified to include new local limits.
- 1998 Tijuana Industrial Wastewater Control Training Project conducted with 30 trainees completing course in pretreatment facility inspections, laboratory procedures, and field work; City participates in national Silver Council / AMSA study; first Annual Local Limits re-evaluation confirms 1996 limits remain valid; graphs of heavy metals discharged by industry revised to include only SIU discharges; targeted commercial sectors issued BMP discharge authorizations.
- 1999 Tijuana Project continues with wastewater characterization study and laboratory personnel training; ordinance provisions relating to General and Specific Prohibitions and civil penalties strengthened; Program assumes implementation of regulations in 4 County Sanitation Districts; Annual Report graph of heavy metals (Cd, Cr, Cu, Pb, Ni, Zn) discharged by SIUs revised to include only SIU regulated discharges and local pollutants discharged at greater than background levels.
- 2000 RWQCB report from December 1999 audit requires SDMC revisions to detail specific authorities and increase maximum criminal penalties to \$25,000 / day per violation; revision adopted by City Council in November 2000. Permit document generation and program billing automated. IWL fully implements ICP-MS for all metals analyses.
- 2001 IWL personnel assist with translation of Ken Kerry Pretreatment Program training manual and videos into Spanish; Pt Loma Waiver Renewal Permit Application submitted
- 2002 Regional Board and EPA issue waiver permit for the Point Loma Treatment Plant. South Bay Water Reclamation Plant comes on-line. Program provides inspector training in Tecate, Mexico and performs Storm Water compliance inspections at SIUs to assist the Storm Water Pollution Prevention Program. IW Laboratory continues to provide sampling training and services in Tijuana, Tecate, Mexicali, and Ensenada, Mexico.
- 2003 New group created to administer Source Control mechanisms and respond to complaints. Increased focus on surveillance monitoring. Non-routine enforcement responsibilities shifted to SIU Permit and Source Control groups.
- 2004 Program continues to perform Storm Water P³ assistance, and to participate in cooperative program of technical assistance with the State of California and Mexico
- 2005 Program initiates classification of 'Large User' account billing rates under the 10/01/04 new rate structure.
- 2006 Program initiates regulation of remediation sites with free product or discharging > 14,000 gpd and construction dewatering sites discharging > 25,000 gpd as SIUs.
- 2007 Program and Industrial Waste Laboratory participate in Business Process Re-engineering effort to develop Most Efficient Organization resulting in loss of 2 Inspector II positions, 1 Assistant Chemist position, and 1 Assistant Laboratory Technician position. Initiated regulation of groundwater remediation projects >14,400 gpd or with free product, and construction dewatering with flow >25,000 gpd as SIUs.

- 2008 Program performs study to identify sources of TDS to reclamation plants and adds program TDS monitoring to new permits tributary to reclamation facilities; initiates rainwater diversion testing and certification requirements in permits; allocates 0.7 Inspector III position to sewer surcharge evaluation reviews and approvals.
- 2009 Program quantifies self-regenerating water softener TDS contributions from regulated industries
- 2010 Program reviewed Interjurisdictional Pretreatment Agreements and Ordinances for all Participating Agencies to identify deficiencies

CHAPTER 3 - DISCHARGE PERMITS

3.1 INTRODUCTION

The Metropolitan Industrial Wastewater Control Program (IWCP) implements an industrial wastewater discharge permit system for the City of San Diego and 15 other Participating Agencies whose sewage is treated by the Point Loma Wastewater Treatment Plant (PLWTP). The Program regulates pollutant discharges into the Metropolitan Sewerage System from industrial facilities by issuing permits that establish enforceable pollutant limits and authorize civil and criminal penalties for discharge violations. They also establish sampling, reporting, record keeping, and notification requirements. Permits are issued for a maximum of five years and are non-transferable.

3.2 PERMIT AUTHORITY

On June 6, 1983, the San Diego City Council adopted Ordinance Sections 64.01 through 64.05 of Chapter VI, Article 4 of the San Diego Municipal Code pertaining to industrial waste discharges, permits, and regulations. Section 64.07, establishing specific pretreatment regulations for wastes discharged from commercial food establishments, was added on July 11, 1988. Revisions adopted in 1988, 1989, 1993, and 2000 strengthened pretreatment provisions and authorized increased penalties. The current Chapter 6, Article 4 of the Municipal Code is available on the Internet at <http://docs.sandiego.gov/municode/MuniCodeChapter06/Ch06Art04Division01.pdf>.

The Industrial Wastewater Control Program implements the pretreatment program in all agencies served by the Metropolitan Sewerage System (Metro System) in accordance with contractual service agreements and Interjurisdictional Pretreatment Agreements signed by the City of San Diego and each of the participating agencies. These agreements establish the Program's authority to implement and enforce pretreatment regulations in contributing agencies and require the agencies to adopt equivalent ordinances, penalties, and procedures for regulation of industrial users.

3.3 PERMIT CLASSIFICATIONS

Permit classifications include Industrial Class 1, Class 2, and Class 3; Trucked Waste permits; and Groundwater Discharge Permits. Class 4 and 5 are used for facilities that do not require permits.

Class 1 Permits: Class 1 dischargers are defined as those users with processes subject to Federal Categorical Pretreatment Standards. These users require source control, pretreatment, or both.

Class 2 Permits: Class 2 permits are issued to targeted industrial sectors, which have some toxic constituents in their discharge but are not subject to federal categorical Pretreatment Standards. Class 2 permits may include numeric limits, as at industrial laundries and membrane manufacturers discharging >25,000 gpd, or Best Management Practice requirements (BMPs), as at laboratories, radiator shops, and hospitals. Groundwater remediation projects receive Class 2 permits.

Class 3 Permits: Class 3 permits are issued to targeted industrial sectors to regulate conventional pollutants. Class 3 facilities may include numeric limits, as at commercial laundries discharging > 25,000 gpd, or Best Management Practice requirements (BMPs), as

at auto repair facilities and boat- and shipyards. Construction dewatering projects receive Class 3 permits.

Class 4 (No Permit Required): Class 4 facilities include industries with sanitary flow only and Class 2 and 3 facilities with flows below permitting thresholds (25 gpd and 2500 gpd respectively); these Class 4 facilities are re-evaluated every five years. Additionally, facilities with processes subject to federal categorical pretreatment standards that either: (1) generate no process wastewater, or (2) generate process wastewater and have elected to go zero discharge to sewer have been issued Class 4 'No Permit Required' letters. These facilities are inspected annually, at which time they must also sign a Certification of Zero Discharge of Federally Regulated Wastestreams as a condition of retaining their Class 4 status.

Class 5 (No Permit Required): Class 5 facilities include industries with sanitary flow only and minimal potential to ever generate industrial wastewater.

Trucked Waste Hauler Permits: Permits are issued to trucked waste haulers authorizing the disposal of wastes into the Metro System at designated dumpsites. Two types of waste hauler permits are issued:

- Domestic: For hauling of domestic septic tank/cesspool, holding tank and portable toilet wastes. These permits are issued for one year.
- Industrial: For hauling of industrial wastes under generator-specific permits.

Trucked Waste Generator Permits: Generators that propose to have wastes hauled to the City sewer dumpsite must obtain a Trucked Waste Generator Permit. These permits specify a source, such as bilge water from a particular Navy ship, and are issued for the duration of the specified job. The generator must collect a representative sample of the proposed discharge, analyze for pollutants known or expected to be present, and submit the results with the permit application. Sampling and reporting are required monthly thereafter for the duration of the job.

Temporary Groundwater Discharge Permits: These permits are issued for flows resulting from construction dewatering and groundwater remediation projects, where no alternative disposal method is reasonably available. These permits are issued for a maximum of two years, after which time the generator must discharge under an NPDES permit or cease discharge. In 2006, the program began regulating groundwater remediation discharges >14,000 gpd or having free product, and construction dewatering discharges > 25,000 gpd as SIUs.

Class 2F and 4D Best Management Practice (BMP) Discharge Authorizations: These authorizations consist of a statement of BMP requirements followed by a certification of compliance for management and discharge of silver-rich solutions (2F) or dry cleaning solvents (4D). When signed by the commercial discharger, the certification authorizes discharges in compliance with BMP requirements for a period of up to five years. Random inspections are performed after receipt of the certification to ensure compliance. Additionally, re-certification is required every six months. Implementation of the BMP Certification and Discharge Authorization programs in 1998, in lieu of the previously applied numeric limits, enabled the program to extend coverage of BMP requirements with no increase in inspection staff and a reduction in laboratory sampling and analysis costs formerly associated with the targeted sectors.

Batch Discharge Authorizations: Batch Discharge Authorizations for one-time, or short-term non-routine discharges not otherwise covered by a current permit, are issued subject to review of analytical data from a sample of the proposed discharge and compliance with all applicable requirements and standards.

3.4 SIGNIFICANT INDUSTRIAL USERS (SIUs)

The Program defines a Significant Industrial User (SIU) in accordance with Federal regulations, as an Industrial User that:

1. Is subject to Federal Categorical Pretreatment Standards under 40CFR 403.6 and 40 CFR chapter I, subchapter N; and
2. Any other industrial user that:
 - (a) Discharges an average of 25,000 gallons per day or more of process wastewater to the POTW (excluding sanitary, non-contact cooling and boiler blowdown wastewater); or,
 - (b) Contributes a process wastestream which makes up 5 percent or more of the average dry weather hydraulic or organic capacity of the POTW treatment plant; or,
 - (c) Is designated as such by the Control Authority on the basis that the industrial user has a reasonable potential for adversely affecting the POTW's operation or for violating any pretreatment standard or requirement. For metals, program policy defines "reasonable potential" as a facility having the potential to discharge 5% or more of the allowable industrial headworks loading in a single non-routine discharge. For groundwater remediation sites, the presence of free product or discharges >14,000 gpd have "reasonable potential" and are regulated as SIUs. For construction dewatering sites, discharges > 25,000 gpd are regulated as SIUs.

The Program may determine that an Industrial User subject to categorical Pretreatment Standards under 40 CFR 403.6 and 40 CFR Chapter I, Subchapter N is a Non-Significant Categorical Industrial User rather than a Significant Industrial User in accordance with requirements and conditions established at 40 CFR 403.3(v)(2). The program has not implemented this provision of the streamlining regulations.

All Class 1 permittees are SIUs. Class 2 and Class 3 permittees having flows > 25,000 gpd are also SIUs (flow SIUs). As of December 31, 2010, the Program included 82 SIUs of which 44 were Class 1 permittees subject to federal categorical pretreatment standards (CIUs), 11 were Class 2 flow SIUs, 14 were class 2 slug potential SIUs (groundwater remediation projects with free product), and 13 were Class 3 flow SIUs.

3.5 IDENTIFICATION OF INDUSTRIAL USERS

The City of San Diego utilizes the following methods to maintain a complete and current Industrial User Inventory, and to identify new sources or SIUs:

1. Industrial User application requests.
2. Referrals from the following sources:
 - County Department of Health Services Hazardous Materials Management Unit
 - The City of San Diego Building Desk
 - Public Works Departments of Participating Agencies' Permit Assistance Centers

3. Drive-by surveys
4. Periodic screening of the business license list
5. Annual review of area Yellow Page telephone directories. The new listings are compared with the previous directory and current IU inventory to check for new, relocated, and closed businesses.
6. Questioning of industry contacts about their competitors in the area.

3.6 SIU PERMIT REQUIREMENTS

The Program's SIU permits identify pollutants of concern; list prohibited discharges; specify applicable federal or local limits, standards, and requirements; require access for sampling and inspections; describe sources and volume of the authorized industrial discharge; and specify self-monitoring and reporting requirements. Permits may also establish additional requirements and compliance schedules.

The San Diego Municipal Code authorizes the Program Manager to establish local limits (see Table 3.6-1) and apply those limits in user permits. Local limits were developed to apply only to SIU facilities: they are applied such that each SIU gets the full federal allowance for applicable federally regulated pollutants and the local limit for each locally regulated pollutant that is not federally regulated and that is discharged by the facility at a concentration higher than background levels. SIU sampling and facility inspection frequencies meet or exceed the required minimum standards set by regulations and EPA Guidance.

SIU permits incorporate detailed fact sheets and, when determined necessary, require formal Slug Discharge Control Plans.

Table 3.6-1 LOCAL DISCHARGE LIMITS			
Constituent	Limit	Concentration	Limit
pH	5.0 - 12.5	Cadmium	1.0 mg/L
Flash Point	>140 Deg F	Chromium	5.0 mg/L
Plant and Animal-based Grease and Oil	500 mg/L	Copper	11.0 mg/L
Dissolved Sulfides	1.0 mg/L	Lead	5.0 mg/L
Temperature	150° C	Nickel	13.0 mg/L
Cyanide, Total	1.9 mg/L	Zinc	24.0 mg/L

3.7 PROGRAM ACTIVE PERMITS

As of December 31, 2010, the IWCP was administering 382 active Class 1, 2, and 3 permits, including 44 CIU permits, 38 Flow or Pollutant of Concern SIU permits, and 48 Groundwater Discharge Permits; 119 Trucked Waste permits, and; 922 Pollution Prevention Best Management Practice Discharge Authorizations, as summarized in Table 3.7-1. There were 35 Class 4C zero discharge facilities that are inspected annually to confirm no discharge from federally regulated processes. An additional 2077 active IUs are classified as Class 4, and are re-evaluated periodically to ensure continuing Class 4 status; 174 Class 5 facilities have been found to have no potential to

discharge process wastewater.

Table 3.7-1 ACTIVE PERMITS METROWIDE AT YEAR END 1990 – 2010									
Year	Class 1	Class 2	Class 3	Trucked Waste	¹ G/W	² BMP	Total Permits	³ CIU Class 4	⁴ Other Class 4/5
1990	105	799	524	43	19		1,490		
1991	123	900	427	42	13		1,505		
1992	108	904	342	40	21		1,415		
1993	96	925	254	38	23		1,336		
1994	79	883	194	35	24		1,215		
1995	76	568	108	22	24		798		
1996	76	527	69	59	13		744		
1997	75	469	62	75	4		685		
1998	72	593	53	64	6		788		
1999	73	406	39	85	15	1192	1710	36	1488
2000	70	369	30	79	15	1215	1763	38	1599
2001	73	411	37	71	14	1287	1879	41	1668
2002	66	410	35	75	17	1280	1678	38	1570
2003	58	378	30	82	26	1175	1723	35	1527
2004	60	368	35	85	19	1144	1692	39	1572
2005	51	352	43	83	34	1142	1671	36	1858
2006	50	340	35	98	30	1123	1646	38	1896
2007	49	324	37	107	34	1077	1628	37	1962
2008	48	299	37	113	33	1022	1519	37	2088
2009	42	297	44	118	33	835	1336	33	2160
2010	44	292	46	119	48	922	1439	35	2251

¹ Groundwater Discharge Permits are either Class 2 (Remediation) or Class 3 (Construction Dewatering) Permits. They may also be Flow or Pollutant of Concern SIUs

² Best Management Practice Discharge Authorizations

³ Facilities with categorical processes but no discharge to sewer; inspected annually.

⁴ Active facilities that are dry or have industrial flows < permitting thresholds; no permit required.

The program continues to issue temporary Batch Discharge Authorizations in lieu of full permits wherever appropriate; the program processed 71 of these authorizations in 2010.

3.8 PROGRAM SIU PERMITS

Table 3.8-1 lists the number of active categorical (CIU) and non-categorical significant industrial user (SIU) permits as of December 31 for each year during the period of 1990 through 2010. The decline in the number of CIUs from 1990 to 1994 is attributed to a slow-down in defense sector manufacturing in the San Diego area. Decreases from 1995 - 2010 were due to either closure, relocation of manufacturing operations, or installation of technology that recycled or reclaimed all

wastewater, thereby resulting in zero discharge of process water by former SIUs. In 2007, the program established criteria for regulating groundwater remediation facilities and construction dewatering operations as SIUs due to slug hazard potential or high flow or both; the increase in the program's SIU inventory since 2007 is due to inclusion of these facilities.

Table 3.8-1 SIGNIFICANT INDUSTRIAL USERS PERMITTED METROWIDE 1990 – 2010			
Year	Categorical Significant Industrial Users (CIUs)	Non-Categorical Significant Industrial Users (SIUs)	Total SIUs
1990	105	23	128
1991	123	22	145
1992	108	22	130
1993	96	22	118
1994	79	23	102
1995	76	22	98
1996	76	20	96
1997	75	18	93
1998	72	16	88
1999	73	15	88
2000	70	16	86
2001	73	18	91
2002	66	20	86
2003	59	19	78
2004	60	21	81
2005	51	19	70
2006	50	20	70
2007	49	25	74
2008	48	24	72
2009	42	33	75
2010	44	38	82

3.9 CHANGES IN POINT LOMA SIU INVENTORY – CY2010

Table 3.9-1: Changes in SIU Inventory – 2010					
Facility	Name	Class	Permit	Date	Comments
FACILITIES THAT BECAME SIUs IN 2010				Note: UT; = Extracted Groundwater Permit	
05-0985	Pacific Gas Turbine Center	1	03-A	11-Jan-10	Metal Finisher (PSNS) 40 CFR 433.17
06-0597	UT; Kinder Morgan Energy Ptrs	2	01-A	05-Aug-10	GW remediation > 14,400 gpd: gasoline
07-0179	UT; Whillock Contracting, Inc	2	01-A	10-Sep-10	GW remediation >14,400 gpd: diesel
08-0558	Miller Environmental	2	02-A	08-Jun-10	Soil Remediation w/ potential PCB in storm water
08-0563	UT; San Diego Yacht Club	2	01-A	24-Feb-10	GW remediation w/free product potential: diesel
09-0931	UT; Burtech Pipeline	2	01-A	16-Feb-10	Construction dewater > 25,000 gpd with contamination
09-0943	UT; CalClean, Inc. Thrifty Oil C	2	01-A	03-Sep-10	GW remediation >14,000 gpd: gasoline
09-0947	UT; Western Foundations &	2	01-A	22-Oct-10	Construction dewater > 25,000 gpd with metals

	Shoring Inc				and HCcontamination
11-0526	UT; Thrifty Oil Co #096	2	01-A	01-Jul-10	GW remediation w/free product: gasoline
13-0454	UT; Buy-Rite Gas	2	01-A	22-Feb-10	GW remediation w/free product: gasoline
13-0466	UT; Ami Adini & Assoc Inc	2	01-A	22-Oct-10	GW remediation w/free product: gasoline
16-0727	UT; Thrifty Oil Co #420	2	03-A	01-Dec-10	GW remediation w/free product: gasoline
17-0013	UT; Thrifty Oil Co #416	2	01-A	11-Oct-10	GW remediation w/free product: gasoline
19-0313	UT; Thrifty Oil Co #410	2	01-A	06-Aug-10	GW remediation w/free product: gasoline
21-0302	UT; Thrifty Oil Co #113	3	01-A	20-Aug-10	Construction dewatering > 25,000 gpd
04-0453	UT; HPS Mechanical, Inc	3	01-B	17-Nov-10	Construction dewatering > 25,000 gpd
05-1157	UT; Hazard Construction Co	3	01-A	14-May-10	Construction dewatering > 25,000 gpd
08-0564	UT; Sukut Construction Inc	3	01-A	23-Mar-10	Construction dewatering > 25,000 gpd
08-0566	UT; Kiewit/Sundt a Joint Ventur	3	01-A	01-Oct-10	Construction dewatering > 25,000 gpd
09-0944	UT; Quality General Engineerin	3	01-A	12-Aug-10	Construction dewatering > 25,000 gpd
11-0541	UT; ROEL Construction	3	01-A	17-Jun-10	Construction dewatering > 25,000 gpd
13-0470	UT; Otay Water District	3	01-A	08-Sep-10	Brine Discharge from potable well feasibility project
SIU FACILITIES THAT REPORTED A NAME CHANGE IN 2010					
IU #	TO	Class	Permit	Date	FROM
NONE					

FORMER SIU FACILITIES THAT BECAME NON-SIUs IN 2010					
Facility	Name	Class	Permit	Date	Comments
03-1139	UT; Traylor/Shea Joint Venture	2	03-A	07-Apr-10	Tunnel mining operations ceased; seepage only
16-0565	UT; Thrifty Oil Co #043	2	05-A	31-Oct-10	Free product eliminated; flow reduced to 200 gpd

SIU FACILITIES INACTIVATED IN 2010					
Facility	Name	Class	Permit	Date	Comments
03-0900	Koch Membrane Systems	2	04-A	08-Nov-10	Operations moved out-of-state
06-0597	UT; Kinder Morgan Energy Ptn	2	01-A	11-Oct-10	Project completed
08-0563	UT; San Diego Yacht Club	2	01-A	14-May-10	Project completed
09-0931	UR; Burtech Pipeline	2	01-A	30-Mar-10	Project completed
11-0067	Aramark Uniform Services Inc	2	03-B	05-May-10	Ceased laundry operations on-site
16-0737	UT; Ledcor Construction Inc	2	02-A	23-Nov-10	Project completed
05-1157	UT; Hazard Construction Co	3	01-A	11-Oct-10	Project completed
06-0593	UT; TC Construction IncCalCle	3	01-B	15-Jan-10	Project completed
08-0562	UT; Charles King Company	3	01-A	01-Feb-10	Project completed
08-0564	UT; Sukut Construction	3	01-A	02-Dec-10	Discharge ceased
09-0944	UT; Quality General Engineerin	3	01-A	11-Oct-10	Project completed
11-0541	UT; ROEL Construction	3	01-A	08-Nov-10	Dewatering ended
13-0470	UT; Otay Water District	3	01-A	30-Dec-09	Project completed
34-0086	UT; Charles King Company	3	01-B	10-May-10	Project completed

3.10 BASELINE MONITORING REPORTS (BMRs) – 2010

Table 3.10-1			
Facility Name	Facility #	BMR Requested	BMR Received
PrimaPharm Inc	02-0439		10-Feb-2010
Althea Technologies	02-0892		05-Aug-2010
Propulsion Controls Engineering (PCE)	11-0527		16-Mar-2010
Harcon Precision Metals Inc	12-0244		17-Jun-2010

3.11 DISTRIBUTION OF PERMITS AND INDUSTRIAL FLOW

The distribution of permitted IUs and industrial flow in gallons per day by industry class and geographical area is presented in Table 3.11-1. The geographical areas are described in Table 3.11-2.

Table 3.11-1 DISTRIBUTION OF PERMITS AND INDUSTRIAL WASTE FLOW BY AREA Metropolitan Industrial Wastewater Control Program – 2010 (shaded fields are calculated)											
Area	Class 1	IW (GPD)	Class 2	IW (GPD)	Class 3	IW (GPD)	BMP	Total Permits	Total GPD	Class 4C	Class 4
01	0	0	0	0	0	0	0	0	0	0	2
02	6	13,796	64	623,322	1	276	35	106	637,394	2	87
03	5	1,980	26	66,590	7	41,762	76	114	110,332	6	211
04	0	0	6	13,891	3	68,160	74	83	82,051	0	82
05	3	7,150	24	64,455	3	10,629	118	148	82,234	1	214
06	3	54,203	15	8,296	3	13,250	37	58	75,749	4	76
07	0	0	6	79,697	1	4,018	25	32	83,715	0	20
08	1	42,291	18	115,067	4	114,572	45	68	271,930	3	87
09	0	0	11	275,984	2	1,801,436	85	98	2,077,420	0	217
10	0	0	10	13,343	2	39,611	61	73	52,954	0	120
11	4	14,426	22	838,575	8	603,571	11	45	1,456,572	1	100
12	2	290	5	15,454	5	214,766	21	33	230,510	4	60
13	3	78,572	17	62,865	4	18,464	81	105	159,901	0	140
14	0	0	1	2,505	1	31,842	13	15	34,347	0	12
15	0	0	0	0	0	0	10	10	0	0	8
16	6	40,469	15	11,675	0	0	76	97	52,144	7	192
17	0	0	1	7,200	0	0	7	8	7,200	0	5
18	1	300	4	4,146	0	0	45	50	4,446	0	63
19	1	5	14	38,631	1	3,986	36	52	42,622	1	100
20	4	78,200	8	27,453	0	0	22	34	105,653	3	74
21	2	531	9	17,348	0	0	19	30	17,879	1	97
22	0	0	5	4,519	1	33,666	11	17	38,185	0	23
32	0	0	0	0	0	0	3	3	0	0	9
33	1	33	5	2,314	0	0	3	9	2,347	0	21
34	1	300	4	7,386	0	0	8	13	7,686	2	39
35	0	0	2	2,045	0	0	0	2	2,045	0	16
36	1	43,200	0	0	0	0	0	1	43,200	0	2
Total	44	375,746	292	2,302,761	46	3,000,009	922	1,304	5,678,516	35	2077

**Table 3.11-2
DISCHARGE AREA / AGENCY BY AREA NUMBER**

Area	Description	Area	Description
01	¹ SD: Rancho Bernardo	14	City of Coronado
02	SD: Sorrento Valley & Torrey Pines	15	City of Del Mar
03	SD: Miramar, Mira Mesa, Scripps Ranch	16	City of El Cajon
04	SD: Mission Bay, Pacific Beach, La Jolla	17	City of Imperial Beach
05	SD: Clairemont Mesa	18	City of La Mesa
06	SD: Kearny Mesa	19	City of National City
07	SD: Mission Gorge	20	City of Poway
08	SD: Point Loma, Lindbergh Field	21	Santee/Padre Dam Municipal Water District
09	SD: North Downtown	22	City of Lemon Grove
10	SD: East San Diego	32	Alpine Sanitation District
11	SD: South Downtown	33	Lakeside Sanitation District
12	SD: San Ysidro, Otay Mesa	34	Spring Valley Sanitation District
13	City of Chula Vista	35	Winter Gardens Sewer Maintenance District
		36	East Otay Mesa Sewer Maintenance District

¹ All flows from the Rancho Bernardo area of San Diego are treated by the Hale Avenue Treatment Plant, owned and operated by the City of Escondido. The remaining areas are tributary to the City's Point Loma Wastewater Treatment Plant. Areas 12, 13, and 36 contribute wastewater flows to both the Point Loma Wastewater Treatment Plant and the South Bay Water Reclamation Plant. Permitted flows in areas 8 and 9 include significant volumes of construction dewatering and groundwater remediation discharges.

3.12 PROGRAM INSPECTION AND MONITORING REQUIREMENTS

When an application for a new permit is received, a site inspection of the discharger's facility and operations is conducted to identify and characterize wastewater flows and pollutants; obtain process information; determine applicable federal pretreatment standards, if any; locate discharge points where limits apply and compliance will be determined; and communicate permit requirements, such as Standard Conditions, General and Specific Prohibitions, and site-specific sampling, analysis, and reporting requirements.

SIU permits: After a permit is issued, the Industrial Waste Laboratory sampling crews make periodic unannounced site visits to collect samples of the permittee's discharge over a 24-hour period, using automatic samplers; grab samples are collected to determine compliance with discharge standards for grease and oil, total toxic organics, cyanide, and pH. Samples are collected, preserved, and analyzed in accordance with requirements set forth at 40 CFR Part 136. Analytical results are used to determine compliance status, identify operational and housekeeping problems, and evaluate effectiveness of pretreatment equipment. Annual inspections are performed at all SIU facilities to evaluate on-going process and pretreatment operations and maintenance, identify operational changes requiring a permit amendment, evaluate the need for a slug control plan, and maintain the industry's awareness of Permit requirements. SIUs also have self-monitoring (sampling and analysis) and reporting requirements as conditions of their permits.

Non-SIU permits: Permits may include local limits or best management practices and semi-annual certification requirements. Sampling and analysis is performed to determine compliance with permit limits.

3.13 IW LABORATORY

In addition to industry monitoring, the city’s Industrial Waste Laboratory continues to:

- Conduct quarterly collection system sampling and analysis in support of the Local Limits Study
- Conduct quarterly sampling and analyses of wastewater from the metropolitan participating agencies to determine their respective sewage-strength contributions for billing purposes
- Conduct monitoring during of trucked waste discharges 66 hours/week at Pump Station 1

In 2010, the Industrial Waste Laboratory also:

- Analyzed wastewater samples from the City of Tijuana, Baja California, Mexico in support of their Pretreatment Program. This project was funded by the USIBWC
- Completed a comprehensive study of the current trucked liquid waste monitoring program to identify possible improvements to the services provided by the City

3.14 SUMMARY OF ROUTINE SAMPLING AND INSPECTION STATISTICS

During 2010, IWCP personnel conducted 150 scheduled SIU facility inspections, 445 non-SIU Source Control inspections, 10 rainwater diversion inspections, 48 sewer surcharge inspections, and 54 storm water inspections. Industrial Waste Laboratory personnel conducted 2052 unannounced sampling visits; collected 4935 industry samples; and performed 15,786 analyses. Inspection and sampling statistics for 1998-2010 are presented in the table below. Industrial users submitted results from 3238 self-monitoring samples; they also submitted 1228 self-certifications of compliance.

Action / Year	2000	2001	2002	2003	2004	2005	2006	2007	2008	2009	2010
Scheduled Facility Inspections	496	731	1122	1482	1481	1044	770	731	910	823	719
Unscheduled Sampling Events		1543	1449	1569	1728	1691	1586	2134	2397	2063	2052
*Program Samples Collected	3621	3161	3345	3885	4370	3962	4562	4401	5876	4948	4935
IWL Analyses Performed	12,844	12,973	13,120	13,489	16,791	15,285	15,515	15,983	24,872	17,778	15,786
*Self-Monitoring Samples	1149	1239	1228	2670	2739	2547	2973	2865	2854	2875	3238
Self-Certifications	1288	2649	2666	1662	1622	1543	1522	1447	1399	1320	1228

3.15 TRUCKED WASTE PERMITS

In 2010, 71 industrial trucked waste generator permits were issued; 5 trucking companies registered with the program to provide hauling services for industrial wastes; and 40 domestic waste hauler permits were issued. Most industrial trucked wastes originate from dewatering of grease trap wastes, ship maintenance and repair, and private treatment system sludge disposal. Domestic wastes originate from portable toilets (construction sites, public events), septage holding tanks, and septic tanks (non-sewered residences). The designated discharge point to the POTW for all hauled wastes is at Pump Station #1 (PS1) on Harbor Drive.

Approximately 45 million gallons of domestic and industrial wastes were received at Pump Station #1 from trucked waste haulers in CY2010. A total of 7,846,600 gallons of grease trap water was received after separation of grease, solids, and oils. A total of 2,263,700 gallons of sludge was received from other POTWs, water treatment plants, and Indian reservations. All truckloads are logged in at the pump station and monthly billings are prepared by program staff to recover costs of treatment and disposal.

In addition to the hauled liquid wastes received at PS1, approximately 14.1 million gallons of hauled domestic wastes were received by the El Cajon Department of Public Works from haulers authorized by the Program to discharge. The increase from 0.36 MGY in CY2006 to 11.3 MGY in CY2008 at the El Cajon dump site is attributed to the City of San Diego rate increase for hauled domestic wastes effective May 1, 2007, which eliminated the economic benefit of discharging to the City's PS1 dump site and resulted in the diversion of domestic liquid waste loads to the El Cajon alternate site. Since San Diego's rate increase in May, 2009, the city's domestic hauler rates have been higher than El Cajon's hauler rates by about \$13.00/1000 gallons.

Monthly volumes of trucked wastes received at PS1 during CY2010 are shown in Tables 3.15-1 and 3.15-2.

Table 3.15-1 Trucked Waste Discharges – 2010 Metropolitan Sewerage System: Pump Station #1			
Month	Domestic Waste Discharged in Gallons/month	Industrial Waste Discharged in Gallons/month	Totals
January	1,846,270	1,653,100	3,499,370
February	1,748,310	1,704,080	3,452,390
March	1,902,620	1,813,080	3,715,700
April	1,848,920	1,809,660	3,658,580
May	1,730,570	1,716,260	3,446,830
June	1,887,050	1,848,460	3,735,510
July	1,985,320	1,803,540	3,788,860
August	1,847,880	1,964,180	3,812,060
September	1,744,210	1,480,740	3,224,950
October	1,743,160	1,651,440	3,394,600
November	2,353,735	1,569,340	3,923,075
December	3,846,480	1,789,460	5,635,940
Totals	24,484,525	20,803,340	45,287,865

Table 3.15-2
 2010 Industrial Waste Discharges by Type (in gallons per month)
 Metropolitan Sewerage System: Pump Station #1

Month	Grease Trap	Other Industrial	Sludge	Total Industrial
January	640,300	766,800	246,000	1,653,100
February	612,300	963,780	128,000	1,704,080
March	696,500	952,580	164,000	1,813,080
April	638,000	913,260	258,400	1,809,660
May	628,000	860,560	227,700	1,716,260
June	677,000	1,011,260	160,200	1,848,460
July	695,500	892,840	215,200	1,803,540
August	711,000	1,083,180	170,000	1,964,180
September	642,500	716,140	122,100	1,480,740
October	696,000	809,240	146,200	1,651,440
November	571,500	780,340	217,500	1,569,340
December	638,000	943,060	208,400	1,789,460
Totals	7,846,600	10,693,040	2,263,700	20,803,340

SIUs currently discharging under a BMR

NAME	FACILITY	BMR_RECVD	REQ
A to Z Metal Finishing	03-0920	20-Jan-1999	Y
AP Precision Metals	12-0144	17-Apr-2001	Y
ATK Space Systems	03-0115	01-Dec-1992	Y
Action Powder Coating LLC	03-0717	21-Sep-1993	Y
Allermed Laboratories Inc	05-0684	13-Nov-1992	Y
Anocote Metal Finishing	03-1017	02-Sep-2004	Y
Chromalloy San Diego	16-0209	02-Dec-1992	Y
Coating Services Group LLC	33-0044	24-May-2007	Y
Compucraft Industries Inc	21-0252	07-Sep-2001	Y
Creative Metal Industries	21-0248	22-Aug-2000	Y
Cubic Defense Applications Inc	06-0026	12-Apr-1984	Y
Curtis Technology Inc	02-0505	09-Nov-1992	Y
Doncasters GCE Industries	13-0115	16-May-2002	Y
Dynegy South Bay LLC	13-0279	05-Feb-1997	Y
Equality Plating Company	18-0170	30-Apr-1984	Y
GKN Aerospace Chem-tronics Inc	16-0520	03-Dec-1992	Y
Garvin Industries	16-0033	23-Nov-2001	Y
General Dynamics NASSCO	11-0051	03-Dec-1992	Y
Golden State Metal Finishing	34-0070	26-Jan-2005	Y
Hallmark Circuits Inc	20-0043	09-Jun-1997	Y
Hamilton Sundstrand Power Systems	06-0267	23-Oct-1996	Y
Heinz Frozen Foods	12-0154	30-Aug-2002	N
K & R Graphix	11-0334	06-May-1997	Y
K-Tube Corporation	20-0122	07-Jan-2006	Y
Kyocera America Inc	06-0058	12-Nov-1992	Y
L & T Precision Sheet Metal	20-0109	21-Jun-2002	Y
Major Scientific Industries	11-0272	19-Nov-1992	Y
Otay Mesa Energy Center LLC	36-0001	20-Jun-2007	Y
		12-Mar-2007	Y
Pacific Gas Turbine Center	05-0985	14-Dec-2009	Y
Pacira Pharmaceuticals Inc	02-0761	05-Apr-1999	Y
	02-0762	26-Jul-2004	Y
		23-Jul-1997	Y
Polese Company Inc	03-0722	23-Feb-1994	Y
Quantum Design Inc	02-0485	26-Mar-2004	Y
Rohr Inc dba Goodrich Aerostructures	13-0161	07-May-1984	Y
Southern California Plating Company Inc	11-0024	12-Nov-1992	Y
Spec-Built Systems Inc	12-0202	28-Jun-2005	Y
Suneva Medical Inc	02-0518	02-Sep-2005	Y
TTM Printed Circuit Group Inc	05-0997	22-Feb-1982	Y
The Argen Corporation	02-0582	30-Nov-1992	Y
Triumph Fabrications - San Diego	16-0529	02-Dec-1992	Y

USN;Naval Base Coronado - NASNI	08-0018	30-Nov-1992	Y
Valley Metals	20-0108	19-Nov-1998	Y
Veridiam Inc	16-0348	01-Feb-2000	Y
Vision Systems Inc	16-0343	10-Feb-1994	Y

46 rows selected.

SIU Facilities: Federally and Locally Regulated Parameters by Connection Treatment Plant 1

Report run on: January 14, 2011 4:40 PM

Page 1

Facility	Permit	Address	Conn	Total IW (gpd)	Parmcode	City freq	Self freq	Cat	Period	Lower Limit	Upper Limit	Units		
02-0112	04-A	University of California San Diego	9500	Gilman Dr 0089, La Jolla	100	159,406	COPPER	Q	Q	L	DM		11	mg/L
							PH	Q	Q	L	DM	5	12.5	pH
							PH HIGHEST	Q		L	DM		12.5	pH
					200	5,837	COPPER	Q	Q	L	DM		11	mg/L
							PH	Q	Q	L	DM	5	12.5	pH
							PH HIGHEST	Q		L	DM		12.5	pH
					300	80,321	COPPER	Q	Q	L	DM		11	mg/L
							PH	Q	Q	L	DM	5	12.5	pH
							PH HIGHEST	Q		L	DM		12.5	pH
					400	32,046	COPPER	Q	Q	L	DM		11	mg/L
							PH	Q	Q	L	DM	5	12.5	pH
							PH HIGHEST	Q		L	DM		12.5	pH
					500	2,998	COPPER	Q	Q	L	DM		11	mg/L
							PH	Q	Q	L	DM	5	12.5	pH
							PH HIGHEST	Q		L	DM		12.5	pH
02-0332	04-A	Pall Filtration & Separations Group Inc	4116	Sorrento Valley Bl , San Diego	110	49,651	PH	Q	H	L	DM	5	12.5	pH
02-0485	02-A	Quantum Design Inc	6325	Lusk Bl , San Diego	110	10	CADMIUM	Q	Q	F	DM		.11	mg/L
										MO		.07	mg/L	
							CHROMIUM	Q	Q	F	DM		2.77	mg/L
										MO		1.71	mg/L	
							COPPER	Q	Q	F	DM		3.38	mg/L
										MO		2.07	mg/L	
							CYANIDE(T)	Q	Q	F	DM		1.2	mg/L
										MO		.65	mg/L	
							LEAD	Q	Q	F	DM		.69	mg/L
										MO		.43	mg/L	
							NICKEL	Q	Q	F	DM		3.98	mg/L
										MO		2.38	mg/L	
							PH	Q	Q	L	DM	5	12.5	pH
SILVER	Q	Q	F	DM		.43	mg/L							
			MO		.24	mg/L								
			TTO(413+433)-P	A	Q	F	DM		2130	ug/L				
			ZINC	Q	Q	F	DM		2.61	mg/L				
							MO		1.48	mg/L				
02-0505	03-B	Curtis Technology Inc	11391	Sorrento Valley Rd , San Diego	100	150	CADMIUM	Q	Q	F	DM		.11	mg/L
										MO		.07	mg/L	
							CHROMIUM	Q	Q	F	DM		2.77	mg/L
							MO		1.71	mg/L				

SIU Facilities: Federally and Locally Regulated Parameters by Connection Treatment Plant 1

Report run on: January 14, 2011 4:40 PM

Page 2

Facility	Permit	Permit Name	Address	Conn	Total IW (gpd)	Parmcode	City freq	Self freq	Cat	Period	Lower Limit	Upper Limit	Units
02-0505	03-B	Curtis Technology Inc	11391 Sorrento Valley Rd , San Diego	100	150	COPPER	Q	Q	F	DM		3.38	mg/L
									MO	2.07	mg/L		
						CYANIDE(T)	Q	Q	F	DM		1.2	mg/L
									MO	.65	mg/L		
						LEAD	Q	Q	F	DM		.69	mg/L
									MO	.43	mg/L		
						NICKEL	Q	Q	F	DM		3.98	mg/L
									MO	2.38	mg/L		
						PH	Q	Q	L	DM	5	12.5	pH
						PH HIGHEST	S		L	DM		12.5	pH
						SILVER	Q	Q	F	DM		.43	mg/L
									MO	.24	mg/L		
									TTO(413+433)-P	A	Q	F	DM
			ZINC	Q	Q	F	DM		2.61	mg/L			
							MO	1.48	mg/L				
02-0518	03-B	Suneva Medical Inc	5870 Pacific Center Bl , San Diego	110	1,600	ACETONE:P-O	Q	Q	F	DM		20700	ug/L
									MO	8200	ug/L		
						ETHYL ACET:P-O	Q	Q	F	DM		20700	ug/L
									MO	8200	ug/L		
						ISOP ACETATE:P-O	Q	Q	F	DM		20700	ug/L
									MO	8200	ug/L		
						METHYLE CL:P-O	Q	Q	F	DM		3000	ug/L
									MO	700	ug/L		
						N-AMYL ACET:P-O	Q	Q	F	DM		20700	ug/L
									MO	8200	ug/L		
			PH	Q	Q	L	DM	5	12.5	pH			
02-0582	04-A	The Argen Corporation	5855 Oberlin Dr , San Diego	110	254	CADMIUM	Q	Q	F	DM		.22	mg/L
									MO	.1	mg/L		
						COPPER	Q	Q	F	DM		1.24	mg/L
									MO	.65	mg/L		
						CYANIDE(T)	Q	Q	F	DM		.19	mg/L
									MO	.08	mg/L		
						SILVER	Q	Q	F	DM		.27	mg/L
			MO	.11	mg/L								
02-0761	03-A	Pacira Pharmaceuticals Inc	11011 N Torrey Pines Rd , San Diego	120	8,011	ACETONE:P-O	Q	Q	F	DM		20685	ug/L
									MO	8194	ug/L		
						ETHYL ACET:P-O	Q	Q	F	DM		20685	ug/L
									MO	8194	ug/L		

SIU Facilities: Federally and Locally Regulated Parameters by Connection Treatment Plant 1

Report run on: January 14, 2011 4:40 PM

Page 3

Facility	Permit	Address	Conn	Total IW (gpd)	Parmcode	City freq	Self freq	Cat	Period	Lower Limit	Upper Limit	Units	
02-0761	03-A	Pacira Pharmaceuticals Inc	11011 N Torrey Pines Rd , San Diego	120	8,011	ISOP ACETATE:P-O	Q	Q	F	DM		20685	ug/L
									MO		8194	ug/L	
						METHYLE CL:P-O	Q	Q	F	DM		2998	ug/L
									MO		699	ug/L	
						N-AMYL ACET:P-O	Q	Q	F	DM		20685	ug/L
02-0762	03-A	Pacira Pharmaceuticals Inc	10450 Science Center Dr , San Diego	110	3,175	PH	Q	Q	L	DM	5	12.5	pH
						ACETONE:P-O	Q	Q	F	DM		20700	ug/L
									MO		8200	ug/L	
						ETHYL ACET:P-O	Q	Q	F	DM		20700	ug/L
									MO		8200	ug/L	
						ISOP ACETATE:P-O	Q	Q	F	DM		20700	ug/L
									MO		8200	ug/L	
						METHYLE CL:P-O	Q	Q	F	DM		3000	ug/L
									MO		700	ug/L	
						N-AMYL ACET:P-O	Q	Q	F	DM		20700	ug/L
03-0115	04-A	ATK Space Systems	9617 Distribution Av , San Diego	410	45	PH	Q	Q	L	DM	5	12.5	pH
						PH HIGHEST	N		L	DM		12.5	pH
						CADMIUM	Q	Q	F	DM		.11	mg/L
									MO		.07	mg/L	
						CHROMIUM	Q	Q	F	DM		2.77	mg/L
									MO		1.71	mg/L	
						COPPER	Q	Q	F	DM		3.38	mg/L
									MO		2.07	mg/L	
						CYANIDE(T)	Q	Q	F	DM		1.2	mg/L
									MO		.65	mg/L	
						LEAD	Q	Q	F	DM		.69	mg/L
									MO		.43	mg/L	
						NICKEL	Q	Q	F	DM		3.98	mg/L
									MO		2.38	mg/L	
						SILVER	Q	Q	F	DM		.43	mg/L
			MO		.24	mg/L							
TTO(413+433)-P	A	Q	F	DM		2130	ug/L						
ZINC	Q	Q	F	DM		2.61	mg/L						
03-0408	03-A	Hydranautics	8270 Miralani Dr , San Diego	110	34,823	PH	Q	H	L	DM	5	12.5	pH
						PH HIGHEST	Q		L	DM		12.5	pH

SIU Facilities: Federally and Locally Regulated Parameters by Connection Treatment Plant 1

Report run on: January 14, 2011 4:40 PM

Page 4

Facility	Permit	Address	Conn	Total IW (gpd)	Parmcode	City freq	Self freq	Cat	Period	Lower Limit	Upper Limit	Units																																																																		
03-0717	05-A	Action Powder Coating LLC	7949 Stromesa Ct Suite D, San Diego	110	1,213	CADMIUM	Q	Q	F	DM	.11	mg/L																																																																		
													MO	.07	mg/L																																																															
																CHROMIUM	Q	Q	F	DM	2.77	mg/L																																																								
																							MO	1.71	mg/L																																																					
																										COPPER	Q	Q	F	DM	3.38	mg/L																																														
																																	MO	2.07	mg/L																																											
																																				CYANIDE(T)	Q	Q	F	DM	1.2	mg/L																																				
																																											MO	.65	mg/L																																	
																																														LEAD	Q	Q	F	DM	.69	mg/L																										
																																																					MO	.43	mg/L																							
																																																								NICKEL	Q	Q	F	DM	3.98	mg/L																
																																																															MO	2.38	mg/L													
																																																																		PH	Q	Q	L	DM	5	12.5	pH					
																																																																										PH HIGHEST	Q		L	DM
SILVER	Q	Q	F	DM	.43	mg/L																																																																								
							MO	.24	mg/L																																																																					
										TTO(413+433)-P	A	Q	F	DM	2130	ug/L																																																														
																	ZINC	Q	Q	F	DM	2.61	mg/L																																																							
																								MO	1.48	mg/L																																																				
																											03-0722	05-A	Polese Company Inc	10113 Carroll Canyon Rd , San Diego	110	209	CADMIUM	Q	Q																																											
																																				MO	.07	mg/L																																								
																																							CHROMIUM	Q	Q	F	DM	2.74	mg/L																																	
																																														MO	1.69	mg/L																														
																																																	COPPER	Q	Q	F	DM	2.99	mg/L																							
																																																								MO	1.73	mg/L																				
																																																											CYANIDE(T)	Q	Q	F	DM	1.19	mg/L													
																																																																		MO	.64	mg/L										
																																																																					FLUORIDE	Q	Q	F	DM	71.1	mg/L			
MO	46.9	mg/L																																																																												
			LEAD	Q	Q	F	DM	.68	mg/L																																																																					
										MO	.43	mg/L																																																																		
													MOLYBDENUM	Q	Q	F	DM	8.93	mg/L																																																											
																				MO	3.96	mg/L																																																								
																							NICKEL	Q	Q	F	DM	2.97	mg/L																																																	
																														MO	1.8	mg/L																																														
																																	PH	Q		L	DM	5	12.5	pH																																						
																																									SILVER	Q	Q	F	DM	.43	mg/L																															
																																																MO	.24	mg/L																												

SIU Facilities: Federally and Locally Regulated Parameters by Connection Treatment Plant 1

Report run on: January 14, 2011 4:40 PM

Page 5

Facility	Permit	Permit Name	Address	Conn	Total IW (gpd)	Parmcode	City freq	Self freq	Cat	Period	Lower Limit	Upper Limit	Units
03-0722	05-A	Polese Company Inc	10113 Carroll Canyon Rd , San Diego	110	209	TTO(413+433)-P	A	Q	F	DM		2109	ug/L
						ZINC	Q	Q	F	DM		2.58	mg/L
										MO		1.47	mg/L
03-0920	03-B	A to Z Metal Finishing	9352 Cabot Dr , San Diego	110	300	CADMIUM	Q	Q	F	DM		.11	mg/L
										MO		.07	mg/L
						CHROMIUM	Q	Q	F	DM		2.77	mg/L
										MO		1.71	mg/L
						COPPER	Q	Q	F	DM		3.38	mg/L
										MO		2.07	mg/L
						LEAD	Q	Q	F	DM		.69	mg/L
										MO		.43	mg/L
						NICKEL	Q	Q	F	DM		3.98	mg/L
										MO		2.38	mg/L
						PH	Q	Q	L	DM	5	12.5	pH
						SILVER	Q	Q	F	DM		.43	mg/L
										MO		.24	mg/L
						TTO(413+433)-P	A	Q	F	DM		2130	ug/L
						ZINC	Q	Q	F	DM		2.61	mg/L
										MO		1.48	mg/L
03-1017	01-A	Anocote Metal Finishing	7550 Trade St , San Diego	110	80	CADMIUM	Q	Q	F	DM		.11	mg/L
										MO		.07	mg/L
						CHROMIUM	Q	Q	F	DM		2.77	mg/L
										MO		1.71	mg/L
						COPPER	Q	Q	F	DM		3.38	mg/L
										MO		2.07	mg/L
						CYANIDE(T)	Q	Q	F	DM		1.2	mg/L
										MO		.65	mg/L
						LEAD	Q	Q	F	DM		.69	mg/L
										MO		.43	mg/L
						NICKEL	Q	Q	F	DM		3.98	mg/L
										MO		2.38	mg/L
						PH	Q	Q	L	DM	5	12.5	pH
						SILVER	Q	Q	F	DM		.43	mg/L
										MO		.24	mg/L
						TTO(413+433)-P	A	Q	F	DM		2130	ug/L
						ZINC	Q	Q	F	DM		2.61	mg/L
										MO		1.48	mg/L
04-0453	01-B	UT; HPS Mechanical Inc	Perez Cove Wy , San Diego	200	38,800	FLOW RATE MAX		M	L	DM		50	gpm

SIU Facilities: Federally and Locally Regulated Parameters by Connection Treatment Plant 1

Report run on: January 14, 2011 4:40 PM

Page 7

Facility	Permit	Name	Address	Conn	Total IW (gpd)	Parmcode	City freq	Self freq	Cat	Period	Lower Limit	Upper Limit	Units
05-0985	03-B	Pacific Gas Turbine Center	7007 Consolidated Wy , San Diego	110	189	LEAD	Q	Q	F	DM		.69	mg/L
									MO	.43	mg/L		
						NICKEL	Q	Q	F	DM		3.98	mg/L
									MO	2.38	mg/L		
						PH	Q	Q	L	DM	5	12.5	pH
						SILVER	Q	Q	F	DM		.43	mg/L
									MO	.24	mg/L		
						TTO(413+433)-P	A	Q	F	DM		2130	ug/L
						ZINC	Q	Q	F	DM		2.61	mg/L
									MO	1.48	mg/L		
05-0997	04-A	TTM Printed Circuit Group Inc	5037 Ruffner St , San Diego	220	6,851	CADMIUM	Q	Q	F	DM		.11	mg/L
									MO	.07	mg/L		
						CHROMIUM	Q	Q	F	DM		2.77	mg/L
									MO	1.71	mg/L		
						COPPER	Q	Q	F	DM		3.38	mg/L
									MO	2.07	mg/L		
						LEAD	Q	Q	F	DM		.69	mg/L
									MO	.43	mg/L		
						NICKEL	Q	Q	F	DM		3.98	mg/L
									MO	2.38	mg/L		
						PH	Q	Q	L	DM	5	12.5	pH
						PH HIGHEST	Q		L	DM		12.5	pH
						SILVER	Q	Q	F	DM		.43	mg/L
									MO	.24	mg/L		
TTO(413+433)-P	A	Q	F	DM		2130	ug/L						
ZINC	Q	Q	F	DM		2.61	mg/L						
			MO	1.48	mg/L								
			221	100	CYANIDE(T)	Q	Q	F	DM		1.2	mg/L	
									MO	.65	mg/L		
			222	57	CYANIDE(T)	Q	Q	F	DM		1.2	mg/L	
									MO	.65	mg/L		
05-1019	03-A	USN;Marine Corp Air Station Miramar	45249 Miramar Wy , San Diego	100	19,607	FLOW RATE MAX			L	DM		1111	gpm
						OIL/GREASE	S	H	L	DM		500	mg/L
						PH	S	H	L	DM	5	12.5	pH
05-1081	03-A	UT; ExxonMobil Oil Corporation	3861 Governor Dr , San Diego	100	840	BNZ(W/OAGG)	Q	Q	L	DM		50	ug/L
						BTEX	Q	Q	L	DM		750	ug/L
						FLOW RATE MAX		M	L	DM		10	gpm
06-0026	04-A	Cubic Defense Applications Inc	9233 Balboa Av , San Diego	150	666	CADMIUM	Q	Q	F	DM		.69	mg/L

SIU Facilities: Federally and Locally Regulated Parameters by Connection Treatment Plant 1

Report run on: January 14, 2011 4:40 PM

Page 8

Facility	Permit	Address	Conn	Total IW (gpd)	Parmcode	City freq	Self freq	Cat	Period	Lower Limit	Upper Limit	Units
06-0026	04-A	Cubic Defense Applications Inc	9233 Balboa Av , San Diego	150	666	CADMIUM	Q	Q	F	MO	.26	mg/L
						CHROMIUM	Q	Q	F	DM	2.77	mg/L
									MO	1.71	mg/L	
						COPPER	Q	Q	F	DM	3.38	mg/L
									MO	2.07	mg/L	
						CYANIDE(T)	Q	Q	F	DM	1.2	mg/L
									MO	.65	mg/L	
						LEAD	Q	Q	F	DM	.69	mg/L
									MO	.43	mg/L	
						NICKEL	Q	Q	F	DM	3.98	mg/L
									MO	2.38	mg/L	
						SILVER	Q	Q	F	DM	.43	mg/L
							MO	.24	mg/L			
				TTO(413+433)-P	A	Q	F	DM	2130	ug/L		
				ZINC	Q	Q	F	DM	2.61	mg/L		
							MO	1.48	mg/L			
				160	286	CADMIUM	Q	Q	F	DM	.69	mg/L
									MO	.26	mg/L	
						CHROMIUM	Q	Q	F	DM	2.77	mg/L
									MO	1.71	mg/L	
						COPPER	Q	Q	F	DM	3.38	mg/L
									MO	2.07	mg/L	
						CYANIDE(T)	Q	Q	F	DM	1.2	mg/L
									MO	.65	mg/L	
LEAD	Q	Q	F			DM	.69	mg/L				
			MO			.43	mg/L					
NICKEL	Q	Q	F			DM	3.98	mg/L				
			MO			2.38	mg/L					
SILVER	Q	Q	F	DM	.43	mg/L						
			MO	.24	mg/L							
TTO(413+433)-P	A	Q	F	DM	2130	ug/L						
ZINC	Q	Q	F	DM	2.61	mg/L						
			MO	1.48	mg/L							
170	1	CADMIUM	Q	Q	F	DM	.69	mg/L				
					MO	.26	mg/L					
		CHROMIUM	Q	Q	F	DM	2.77	mg/L				
					MO	1.71	mg/L					
COPPER	Q	Q	F	DM	3.38	mg/L						

SIU Facilities: Federally and Locally Regulated Parameters by Connection Treatment Plant 1

Report run on: January 14, 2011 4:40 PM

Facility	Permit	Address	Conn	Total IW (gpd)	Parmcode	City freq	Self freq	Cat	Period	Lower Limit	Upper Limit	Units							
06-0026	04-A	Cubic Defense Applications Inc	9233 Balboa Av , San Diego	170	1	COPPER	Q	Q	F	MO	2.07	mg/L							
													CYANIDE(T)	Q	Q	F	DM	1.2	mg/L
						NICKEL	Q	Q	F	DM	.69	mg/L							
													SILVER	Q	Q	F	DM	.43	mg/L
						TTO(413+433)-P	A	Q	F	DM	3.98	mg/L							
													ZINC	Q	Q	F	DM	2.38	mg/L
						CADMIUM	Q	H	F	DM	.43	mg/L							
													CHROMIUM	Q	H	F	DM	.24	mg/L
						COPPER	Q	H	F	DM	2130	ug/L							
													LEAD	Q	H	F	DM	2.61	mg/L
						NICKEL	Q	H	F	DM	1.48	mg/L							
PH	Q	H	L	DM	.11								mg/L						
						PH HIGHEST	Q	H	L	DM	.07	mg/L							
SILVER	Q	H	F	DM	2.77								mg/L						
						TTO(413+433)-P	A	H	F	DM	1.71	mg/L							
ZINC	Q	H	F	DM	3.38								mg/L						
						CYANIDE(A)	Q	H	F	DM	2.07	mg/L							
CADMIUM	Q	H	F	DM	.69								mg/L						
						CHROMIUM	Q	H	F	DM	.43	mg/L							
COPPER	Q	H	F	DM	.24								mg/L						
						LEAD	Q	H	F	DM	2130	ug/L							
NICKEL	Q	H	F	DM	2.61								mg/L						
						PH	Q	H	L	DM	1.48	mg/L							
PH HIGHEST	Q	H	L	DM	.86								mg/L						
						SILVER	Q	H	F	DM	.32	mg/L							
TTO(413+433)-P	A	H	F	DM	.11								mg/L						
						ZINC	Q	H	F	DM	.07	mg/L							
CYANIDE(A)	Q	H	F	DM	2.77								mg/L						
						CADMIUM	Q	H	F	DM	1.71	mg/L							
CHROMIUM	Q	H	F	DM	3.38								mg/L						
						COPPER	Q	H	F	DM	2.07	mg/L							
LEAD	Q	H	F	DM	.69								mg/L						

SIU Facilities: Federally and Locally Regulated Parameters by Connection Treatment Plant 1

Report run on: January 14, 2011 4:40 PM

Page 10

Facility	Permit	Name	Address	Conn	Total IW (gpd)	Parmcode	City freq	Self freq	Cat	Period	Lower Limit	Upper Limit	Units
06-0058	04-B	Kyocera America Inc	8611 Balboa Av , San Diego	140	10,000	LEAD	Q	H	F	MO		.43	mg/L
						NICKEL	Q	H	F	DM		3.98	mg/L
									MO		2.38	mg/L	
						PH	Q	H	L	DM	5	12.5	pH
						PH HIGHEST	Q		L	DM		12.5	pH
						SILVER	Q	H	F	DM		.43	mg/L
									MO		.24	mg/L	
						TTO(413+433)-P	A	H	F	DM		2130	ug/L
						ZINC	Q	H	F	DM		2.61	mg/L
									MO		1.48	mg/L	
06-0267	05-A	Hamilton Sundstrand Power Systems	4400 Ruffin Rd , San Diego	110	915	CADMIUM	Q	Q	F	DM		.11	mg/L
									MO		.07	mg/L	
						CHROMIUM	Q	Q	F	DM		2.77	mg/L
									MO		1.71	mg/L	
						COPPER	Q	Q	F	DM		3.38	mg/L
									MO		2.07	mg/L	
						CYANIDE(T)	Q	Q	F	DM		1.2	mg/L
									MO		.65	mg/L	
						LEAD	Q	Q	F	DM		.69	mg/L
									MO		.43	mg/L	
						NICKEL	Q	Q	F	DM		3.98	mg/L
									MO		2.38	mg/L	
						PH	Q	Q	L	DM	5	12.5	pH
SILVER	Q	Q	F	DM		.43	mg/L						
			MO		.24	mg/L							
TTO(413+433)-P	A	Q	F	DM		2130	ug/L						
ZINC	Q	Q	F	DM		2.61	mg/L						
			MO		1.48	mg/L							
06-0595	02-A	UT; Frey Environmental Inc	5345 Overland Av , San Diego	100	107	BNZ(W/OAGG)	Q	Q	L	DM		50	ug/L
						BTEX	Q	Q	L	DM		750	ug/L
						FLOW RATE MAX		M	L	DM		30	gpm
						PETROLEUM HC	Q	Q	L	DM		500	mg/L
						TPH		Q	L	DM		500	mg/L
07-0171	02-A	UT; Thrifty Oil Company # 419	8787 Lake Murray Bl , San Diego	100	28,800	BNZ(W/OAGG)	H	H	L	DM		50	ug/L
						BTEX	H	H	L	DM		750	ug/L
						FLOW RATE MAX		M	L	DM		20	gpm
07-0179	01-A	UT; Whillock Contracting, Inc.	6702 Wandermere Dr , San Diego	100	28,000	FLOW RATE MAX		M	L	DM		50	gpm
						PETROLEUM HC	M	M	L	DM		500	mg/L

SIU Facilities: Federally and Locally Regulated Parameters by Connection Treatment Plant 1

Report run on: January 14, 2011 4:40 PM

Page 11

Facility	Permit	Address	Conn	Total IW (gpd)	Parmcode	City freq	Self freq	Cat	Period	Lower Limit	Upper Limit	Units
07-0179	01-A	UT; Whillock Contracting, Inc.	6702 Wandermere Dr , San Diego	100	28,000	TPH		M	L	DM	500	mg/L
08-0008	05-A	UT; USN FISC Point Loma Fuel Annex	199 Rosecrans St , San Diego	110	55,634	BNZ(W/OAGG)	H	H	L	DM	500	ug/L
						FLOW RATE MAX		M	L	DM	125	gpm
						LEAD	H	H	L	DM	5	mg/L
						PETROLEUM HC	H	L	L	DM	500	mg/L
						TPH		H	L	DM	500	mg/L
08-0018	04-A	USN;Naval Base Coronado - NASNI	678 McCain Bl , San Diego	100	42,291	OIL/GREASE	Q	Q	L	DM	500	mg/L
						PH	Q	Q	L	DM	5	12.5
						CADMIUM	Q	M	F	DM	.11	mg/L
									MO	.07	mg/L	
						CHROMIUM	Q	M	F	DM	2.75	mg/L
									MO	1.7	mg/L	
						COPPER	Q	M	F	DM	3.36	mg/L
									MO	2.06	mg/L	
						LEAD	Q	M	F	DM	.69	mg/L
									MO	.43	mg/L	
						NICKEL	Q	M	F	DM	3.96	mg/L
									MO	2.37	mg/L	
						SILVER	Q	M	F	DM	.43	mg/L
									MO	.24	mg/L	
						TTO(413+433)-P	A	M	F	DM	2118	ug/L
						ZINC	Q	M	F	DM	2.6	mg/L
									MO	1.47	mg/L	
						CYANIDE(A)	Q	M	F	DM	.86	mg/L
									MO	.32	mg/L	
						CADMIUM	Q	Q	F	DM	.69	mg/L
									MO	.26	mg/L	
						CHROMIUM	Q	Q	F	DM	2.77	mg/L
									MO	1.71	mg/L	
						COPPER	Q	Q	F	DM	3.38	mg/L
									MO	2.07	mg/L	
						CYANIDE(T)	Q	Q	F	DM	1.2	mg/L
									MO	.65	mg/L	
						LEAD	Q	Q	F	DM	.69	mg/L
									MO	.43	mg/L	
						NICKEL	Q	Q	F	DM	3.98	mg/L
									MO	2.38	mg/L	
						SILVER	Q	Q	F	DM	.43	mg/L

SIU Facilities: Federally and Locally Regulated Parameters by Connection Treatment Plant 1

Report run on: January 14, 2011 4:40 PM

Page 12

Facility	Permit	Address	Conn	Total IW (gpd)	Parmcode	City freq	Self freq	Cat	Period	Lower Limit	Upper Limit	Units
08-0018	04-A	USN;Naval Base Coronado - NASNI	678 McCain Bl , San Diego	140	15	SILVER	Q	Q	F	MO	.24	mg/L
						TTO(413+433)-P	A	Q	F	DM	2130	ug/L
						ZINC	Q	Q	F	DM	2.61	mg/L
										MO	1.48	mg/L
										DM	.11	mg/L
										MO	.07	mg/L
				150	27,203	CADMIUM	Q	M	F	DM	3.98	mg/L
										MO	2.38	mg/L
						CHROMIUM	Q	M	F	DM	2.77	mg/L
										MO	1.71	mg/L
						COPPER	Q	M	F	DM	3.38	mg/L
										MO	2.07	mg/L
						CYANIDE(T)	Q	M	F	DM	1.2	mg/L
										MO	.65	mg/L
						LEAD	Q	M	F	DM	.69	mg/L
										MO	.43	mg/L
						NICKEL	Q	M	F	DM	3.98	mg/L
										MO	2.38	mg/L
						SILVER	Q	M	F	DM	.43	mg/L
										MO	.24	mg/L
						TTO(413+433)-P	A	M	F	DM	2130	ug/L
				ZINC	Q	M	F	DM	2.61	mg/L		
								MO	1.48	mg/L		
				160	55	CADMIUM	Q	Q	F	DM	.69	mg/L
										MO	.26	mg/L
						CHROMIUM	Q	Q	F	DM	2.77	mg/L
										MO	1.71	mg/L
COPPER	Q	Q	F			DM	3.38	mg/L				
						MO	2.07	mg/L				
CYANIDE(T)	Q	Q	F			DM	1.2	mg/L				
						MO	.65	mg/L				
LEAD	Q	Q	F			DM	.69	mg/L				
						MO	.43	mg/L				
NICKEL	Q	Q	F			DM	3.98	mg/L				
						MO	2.38	mg/L				
SILVER	Q	Q	F			DM	.43	mg/L				
						MO	.24	mg/L				
TTO(413+433)-P	A	Q	F			DM	2130	ug/L				
ZINC	Q	Q	F	DM	2.61	mg/L						
				MO	1.48	mg/L						

SIU Facilities: Federally and Locally Regulated Parameters by Connection Treatment Plant 1

Report run on: January 14, 2011 4:40 PM

Page 13

Facility	Permit	Address	Conn	Total IW (gpd)	Parmcode	City freq	Self freq	Cat	Period	Lower Limit	Upper Limit	Units																																																			
08-0018	04-A	USN;Naval Base Coronado - NASNI	678	McCain Bl , San Diego	180	2	CADMIUM	Q	Q	F	DM	.11	mg/L																																																		
														MO	.07	mg/L																																															
																	CHROMIUM	Q	Q	F	DM	2.77	mg/L																																								
																								MO	1.71	mg/L																																					
																											COPPER	Q	Q	F	DM	3.38	mg/L																														
																																		MO	2.07	mg/L																											
																																					CYANIDE(T)	Q	Q	F	DM	1.2	mg/L																				
																																												MO	.65	mg/L																	
																																															LEAD	Q	Q	F	DM	.69	mg/L										
																																																						MO	.43	mg/L							
					NICKEL	Q	Q	F	DM	3.98	mg/L																																																				
												MO	2.38	mg/L																																																	
															SILVER	Q	Q	F	DM	.43	mg/L																																										
																						MO	.24	mg/L																																							
																									TTO(413+433)-P	A	Q	F	DM	2130	ug/L																																
																																ZINC	Q	Q	F	DM																					2.61	mg/L					
																																					MO	1.48	mg/L																								
																																								190	2,049	CADMIUM	Q	Q	F	DM													.69	mg/L			
																																															MO	.26	mg/L														
																																																		CHROMIUM	Q	Q	F	DM	2.77	mg/L							
MO	1.71	mg/L																																																													
			COPPER	Q	Q	F	DM	3.38	mg/L																																																						
										MO	2.07	mg/L																																																			
													CYANIDE(T)	Q	Q	F	DM	1.2	mg/L																																												
																				MO	.65	mg/L																																									
																							LEAD	Q	Q	F	DM	.69	mg/L																																		
																														MO	.43	mg/L																															
																																	NICKEL	Q	Q	F	DM	3.98	mg/L																								
																																								MO	2.38	mg/L																					
																																											SILVER	Q	Q	F	DM	.43	mg/L														
MO	.24	mg/L																																																													
			TTO(413+433)-P	A	Q	F	DM	2130	ug/L																																																						
										ZINC	Q	Q																																						F	DM	2.61	mg/L										
													MO	1.48	mg/L																																																
																799	1	BNZ(W/OAGG)	Q	M	L	DM																																500	ug/L								
																							08-0558	02-A	Miller Environmental	2701	North Harbor Dr , San Diego	100	34,294																											CADMIUM	Q	M	L	DM	1	mg/L	
																														CHROMIUM	Q	M																															L
																																	COPPER	Q	M	L	DM	11	mg/L																								

SIU Facilities: Federally and Locally Regulated Parameters by Connection Treatment Plant 1

Report run on: January 14, 2011 4:40 PM

Page 14

Facility	Permit	Address	Conn	Total IW (gpd)	Parmcode	City freq	Self freq	Cat	Period	Lower Limit	Upper Limit	Units	
08-0558	02-A	Miller Environmental	2701 North Harbor Dr , San Diego	100	34,294	FLOW RATE MAX		M	L	DM		400	gpm
						LEAD	Q	M	L	DM		5	mg/L
						NICKEL	Q	M	L	DM		13	mg/L
						PCBS	Q	M	L	DM		3	ug/L
						ZINC	Q	M	L	DM		24	mg/L
08-0566	01-B	UT; Kiewit/Sundt a Joint Venture	Airport Terminal 2 , San Diego	100	52,500	FLOW RATE MAX		M	L	DM		175	gpm
						FLOW RATE MAX		M	L	DM		175	gpm
09-0001	04-A	AlSCO Inc	705 W Grape St , San Diego	100	73,436	COPPER	Q	H	L	DM		11	mg/L
						OIL/GREASE	Q	H	L	DM		588	mg/L
						PH	Q	H	L	DM	5	12.5	pH
						ZINC	Q	H	L	DM		24	mg/L
09-0930	02-A	UT; HPS Mechanical Inc	Taylor St & Hotel Cr , San Diego	200	1,296,000	FLOW RATE MAX		M	L	DM		900	gpm
						FLOW RATE MAX		M	L	DM		300	gpm
09-0943	01-A	UT; CalClean, Inc.	3860 Old Town Av , San Diego	100	14,400	BNZ(W/OAGG)	M	M	L	DM		50	ug/L
						BTEX	M	M	L	DM		750	ug/L
						FLOW RATE MAX		M	L	DM		10	gpm
09-0947	01-A	UT; Western Foundations & Shoring Inc	2200 Pacific Hy , San Diego	100	216,000	BNZ(W/OAGG)	M	M	L	DM		50	ug/L
						BTEX	M	M	L	DM		750	ug/L
						FLOW RATE MAX		M	L	DM		150	gpm
						NICKEL	M	M	L	DM		13	mg/L
10-0018	03-A	Coca-Cola Bottling Company of San Diego	1348 47th St , San Diego	120	35,580	PH	Q	H	L	DM	5	12.5	pH
						PH HIGHEST	Q		L	DM		12.5	pH
11-0016	04-A	USN;Naval Base San Diego	32nd St @ Harbor Dr , San Diego	830	50,940	OIL/GREASE	Q		L	DM		500	mg/L
						PH	M		L	DM	5	12.5	pH
						CADMIUM	Q	Q	L	DM		1	mg/L
						CHROMIUM	Q	Q	L	DM		5	mg/L
						COPPER	Q	Q	L	DM		11	mg/L
						LEAD	Q	Q	L	DM		5	mg/L
						NICKEL	Q	Q	L	DM		13	mg/L
						ZINC	Q	Q	L	DM		24	mg/L
						CADMIUM	Q	Q	F	DM		.11	mg/L
11-0024	04-A	Southern California Plating Company Inc	3261 National Av , San Diego	110	1,300					DM		.07	mg/L
						CHROMIUM	Q	Q	F	DM		2.77	mg/L
										DM		1.71	mg/L
						COPPER	Q	Q	F	DM		3.38	mg/L
										DM		2.07	mg/L
						CYANIDE(T)	Q	Q	F	DM		1.2	mg/L
										DM		.65	mg/L

SIU Facilities: Federally and Locally Regulated Parameters by Connection Treatment Plant 1

Report run on: January 14, 2011 4:40 PM

Page 15

Facility	Permit	Address	Conn	Total IW (gpd)	Parmcode	City freq	Self freq	Cat	Period	Lower Limit	Upper Limit	Units		
11-0024	04-A	Southern California Plating Company Inc	3261 National Av , San Diego	110	1,300	LEAD	Q	Q	F	DM	.69	mg/L		
									MO	.43	mg/L			
						NICKEL	Q	Q	F	DM	3.98	mg/L		
									MO	2.38	mg/L			
						PH	Q	Q	L	DM	5	12.5	pH	
						PH HIGHEST	Q		L	DM	12.5	pH		
						SILVER	Q	Q	F	DM	.43	mg/L		
									MO	.24	mg/L			
						TTO(413+433)-P	A	Q	F	DM	2130	ug/L		
						ZINC	Q	Q	F	DM	2.61	mg/L		
11-0032	03-A	Angelica Textile Services	3939 Market St , San Diego	110	177,218	OIL/GREASE	H	M	L	DM	500	mg/L		
						PH	H	M	L	DM	5	12.5	pH	
						PH HIGHEST	H		L	DM	12.5	pH		
						ZINC	H	M	O	DM	24	mg/L		
11-0051	04-C	General Dynamics NASSCO	2798 Harbor Dr , San Diego	200	4,309	CADMIUM	Q	Q	L	DM	1	mg/L		
						CHROMIUM	Q	Q	L	DM	5	mg/L		
						COPPER	Q	Q	L	DM	11	mg/L		
						LEAD	Q	Q	L	DM	5	mg/L		
						NICKEL	Q	Q	L	DM	13	mg/L		
						OIL/GREASE	Q	Q	L	DM	500	mg/L		
						PH	Q	Q	L	DM	5	12.5	pH	
						ZINC	Q	Q	L	DM	24	mg/L		
						300	7,310	OIL/GREASE	Q	Q	L	DM	500	mg/L
								PH	Q	Q	L	DM	5	12.5
				310	7,274			CADMIUM	Q	Q	F	DM	.11	mg/L
											MO	.07	mg/L	
				CHROMIUM	Q			Q	F	DM	2.77	mg/L		
									MO	1.71	mg/L			
				COPPER	Q			Q	F	DM	3.38	mg/L		
									MO	2.07	mg/L			
				CYANIDE(T)	Q			Q	F	DM	1.2	mg/L		
									MO	.65	mg/L			
				LEAD	Q	Q	F	DM	.69	mg/L				
							MO	.43	mg/L					
NICKEL	Q	Q	F	DM	3.98	mg/L								
			MO	2.38	mg/L									
SILVER	Q	Q	F	DM	.43	mg/L								

SIU Facilities: Federally and Locally Regulated Parameters by Connection Treatment Plant 1

Report run on: January 14, 2011 4:40 PM

Page 16

Facility	Permit	Name	Address	Conn	Total IW (gpd)	Parmcode	City freq	Self freq	Cat	Period	Lower Limit	Upper Limit	Units
11-0051	04-C	General Dynamics NASSCO	2798 Harbor Dr , San Diego	310	7,274	SILVER	Q	Q	F	MO		.24	mg/L
						TTO(413+433)-P	A	Q	F	DM		2130	ug/L
						ZINC	Q	Q	F	DM		2.61	mg/L
										MO		1.48	mg/L
									L	DM		750	gpm
									L	DM		500	gpm
11-0189	04-A	Cintas Corporation	675 32nd St , San Diego	110	35,706	OIL/GREASE	Q	Q	L	DM		500	mg/L
						PH	Q	Q	L	DM	5	12.5	pH
						CADMIUM	Q	Q	L	DM		1	mg/L
						CHROMIUM	Q	Q	L	DM		5	mg/L
						COPPER	Q	Q	L	DM		11	mg/L
						LEAD	Q	Q	L	DM		5	mg/L
						NICKEL	Q	Q	L	DM		13	mg/L
						OIL/GREASE	Q	Q	L	DM		500	mg/L
						PH	Q	Q	L	DM	5	12.5	pH
						PH HIGHEST	A		L	DM		12.5	pH
11-0272	03-A	Major Scientific Industries	3557 Dalbergia St , San Diego	110	78	ZINC	Q	Q	L	DM		24	mg/L
						CADMIUM	Q	Q	F	DM		.11	mg/L
									MO		.07	mg/L	
						CHROMIUM	Q	Q	F	DM		2.77	mg/L
									MO		1.71	mg/L	
						COPPER	Q	Q	F	DM		3.38	mg/L
									MO		2.07	mg/L	
						CYANIDE(T)	Q	Q	F	DM		1.2	mg/L
									MO		.65	mg/L	
						LEAD	Q	Q	F	DM		.69	mg/L
									MO		.43	mg/L	
						NICKEL	Q	Q	F	DM		3.98	mg/L
									MO		2.38	mg/L	
						PH	Q	Q	L	DM	5	12.5	pH
SILVER	Q	Q	F	DM		.43	mg/L						
11-0334	05-A	K & R Graphix	3754 Main St Suite A, San Diego	110	50	TTO(413+433)-P	A	Q	F	DM		2130	ug/L
						ZINC	Q	Q	F	DM		2.61	mg/L
									MO		1.48	mg/L	
						CADMIUM	Q	Q	F	DM		.69	mg/L
									MO		.26	mg/L	
						CHROMIUM	Q	Q	F	DM		2.77	mg/L

SIU Facilities: Federally and Locally Regulated Parameters by Connection Treatment Plant 1

Report run on: January 14, 2011 4:40 PM

Page 17

Facility	Permit	Name	Address	Conn	Total IW (gpd)	Parmcode	City freq	Self freq	Cat	Period	Lower Limit	Upper Limit	Units
11-0334	05-A	K & R Graphix	3754 Main St Suite A, San Diego	110	50	CHROMIUM	Q	Q	F	MO		1.71	mg/L
						COPPER	Q	Q	F	DM		3.38	mg/L
									MO		2.07	mg/L	
						CYANIDE(T)	Q	Q	F	DM		1.2	mg/L
									MO		.65	mg/L	
						LEAD	Q	Q	F	DM		.69	mg/L
									MO		.43	mg/L	
						NICKEL	Q	Q	F	DM		3.98	mg/L
									MO		2.38	mg/L	
						SILVER	Q	Q	F	DM		.43	mg/L
			MO		.24	mg/L							
			TTO(413+433)-P	A	Q	F	DM		2130	ug/L			
			ZINC	Q	Q	F	DM		2.61	mg/L			
							MO		1.48	mg/L			
11-0398	05-A	Unifirst Corporation	4041 Market St , San Diego	110	26,194	CADMIUM	Q	Q	L	DM		1	mg/L
						CHROMIUM	Q	Q	L	DM		5	mg/L
						COPPER	Q	Q	L	DM		11	mg/L
						LEAD	Q	Q	L	DM		5	mg/L
						NICKEL	Q	Q	L	DM		13	mg/L
						OIL/GREASE	Q	Q	L	DM		500	mg/L
						PH	Q	Q	L	DM	5	12.5	pH
						PH HIGHEST	A		L	DM		12.5	pH
						ZINC	Q	Q	L	DM		24	mg/L
									PH	W	M	L	DM
			PH HIGHEST	Q		L	DM		12.5	pH			
			SULFIDE DISSOLVD	Q	M	L	DM		1	mg/L			
			PH	800	573,767	W	M	L	DM	5	12.5	pH	
			PH HIGHEST	H		L	DM		12.5	pH			
			SULFIDE DISSOLVD	H	M	L	DM		1	mg/L			
11-0526	01-A	UT; Thrifty Oil Company # 096	2502 Imperial Av , San Diego	100	7,200	BNZ(W/OAGG)	H	H	L	DM		50	ug/L
						BTEX	H	H	L	DM		750	ug/L
						FLOW RATE MAX		M	L	DM		20	gpm
11-0534	02-A	UT; City of San Diego - Storm Water Dept	111 W Harbor Dr , San Diego	100	217,721	FLOW RATE MAX		M	L	DM		500	gpm
12-0038	04-A	RJ Donovan Correctional Facility	480 Alta Rd , San Diego	100	50,028	OIL/GREASE	H	H	L	DM		500	mg/L
						PH	H	H	L	DM	5	12.5	pH
12-0144	03-A	AP Precision Metals	1215 30th St , San Diego	110	264	CADMIUM	Q	Q	F	DM		.11	mg/L
											MO		.07

SIU Facilities: Federally and Locally Regulated Parameters by Connection Treatment Plant 1

Report run on: January 14, 2011 4:40 PM

Page 18

Facility	Permit	Address	Conn	Total IW (gpd)	Parmcode	City freq	Self freq	Cat	Period	Lower Limit	Upper Limit	Units
12-0144	03-A	AP Precision Metals	1215 30th St , San Diego	110	264	CHROMIUM	Q	Q	F	DM	2.77	mg/L
											1.71	mg/L
											3.38	mg/L
											1.2	mg/L
											.69	mg/L
											3.98	mg/L
											12.5	pH
											.24	mg/L
2130	ug/L											
2.61	mg/L											
		1.48	mg/L									
12-0154	02-A	Heinz Frozen Foods	7878 Airway Rd , San Diego	110	90,000	CHROMIUM	Q	Q	O	DM	5	mg/L
											500	mg/L
											12.5	pH
											65.5	DegC
12-0202	02-A	Spec-Built Systems Inc	2150 Michael Faraday Dr , San Diego	110	26	CADMIUM	Q	Q	F	DM	.11	mg/L
											.07	mg/L
											2.77	mg/L
											3.38	mg/L
											1.2	mg/L
											.69	mg/L
											3.98	mg/L
											12.5	pH
											.24	mg/L
2130	ug/L											
2.61	mg/L											

SIU Facilities: Federally and Locally Regulated Parameters by Connection Treatment Plant 1

Report run on: January 14, 2011 4:40 PM

Page 19

Facility	Permit	Name	Address	Conn	Total IW (gpd)	Parmcode	City freq	Self freq	Cat	Period	Lower Limit	Upper Limit	Units
12-0202	02-A	Spec-Built Systems Inc	2150 Michael Faraday Dr , San Diego	110	26	ZINC	Q	Q	F	MO		1.48	mg/L
12-0212	01-B	Cantare Foods Inc	7651 Saint Andrews Av , San Diego	100	22,882	OIL/GREASE	M	M	L	DM		500	mg/L
						PH	M	M	L	DM	5	12.5	pH
12-0220	01-A	Circle Foods LLC	8411 Siempre Viva Rd , San Diego	110	30,000	OIL/GREASE	M	M	L	DM		500	mg/L
						PH	M	M	L	DM	5	12.5	pH
						PH HIGHEST	N		L	DM		12.5	pH
						TEMP	M	M	L	DM		65.5	DegC
13-0115	04-A	Doncasters GCE Industries	1891 Nirvana Av , Chula Vista	330	208	CADMIUM	Q	Q	F	DM		.11	mg/L
										MO		.07	mg/L
						CHROMIUM	Q	Q	F	DM		2.77	mg/L
										MO		1.71	mg/L
						COPPER	Q	Q	F	DM		3.38	mg/L
										MO		2.07	mg/L
						CYANIDE(T)	Q	Q	F	DM		1.2	mg/L
										MO		.65	mg/L
						LEAD	Q	Q	F	DM		.69	mg/L
										MO		.43	mg/L
						NICKEL	Q	Q	F	DM		3.98	mg/L
										MO		2.38	mg/L
						PH	Q	Q	L	DM	5	12.5	pH
						PH HIGHEST	S		L	DM		12.5	pH
						SILVER	Q	Q	F	DM		.43	mg/L
										MO		.24	mg/L
						TTO(413+433)-P	A	Q	F	DM		2130	ug/L
						ZINC	Q	Q	F	DM		2.61	mg/L
										MO		1.48	mg/L
				410	41	CADMIUM	Q	Q	F	DM		.11	mg/L
										MO		.07	mg/L
						CHROMIUM	Q	Q	F	DM		2.77	mg/L
										MO		1.71	mg/L
						COPPER	Q	Q	F	DM		3.38	mg/L
										MO		2.07	mg/L
						CYANIDE(T)	Q	Q	F	DM		1.2	mg/L
										MO		.65	mg/L
						LEAD	Q	Q	F	DM		.69	mg/L
										MO		.43	mg/L
						NICKEL	Q	Q	F	DM		3.98	mg/L
										MO		2.38	mg/L

SIU Facilities: Federally and Locally Regulated Parameters by Connection Treatment Plant 1

Report run on: January 14, 2011 4:40 PM

Page 20

Facility	Permit	Name	Address	Conn	Total IW (gpd)	Parmcode	City freq	Self freq	Cat	Period	Lower Limit	Upper Limit	Units	
13-0115	04-A	Doncasters GCE Industries	1891 Nirvana Av , Chula Vista	410	41	PH	Q	Q	L	DM	5	12.5	pH	
						PH HIGHEST	S		L	DM		12.5	pH	
						SILVER	Q	Q	F	DM		.43	mg/L	
										MO		.24	mg/L	
						TTO(413+433)-P	A	Q	F	DM		2130	ug/L	
						ZINC	Q	Q	F	DM		2.61	mg/L	
										MO		1.48	mg/L	
13-0161	04-A	Rohr Inc dba Goodrich Aerostructures	850 Lagoon Dr , Chula Vista	210	5,240	CADMIUM	Q	Q	F	DM	5	.03	mg/L	
										MO		.02	mg/L	
						CHROMIUM	Q	Q	F	DM		.8	mg/L	
										MO		.49	mg/L	
						COPPER	Q	Q	F	DM		.98	mg/L	
										MO		.6	mg/L	
						CYANIDE(T)	Q	Q	F	DM		.35	mg/L	
										MO		.19	mg/L	
						LEAD	Q	Q	F	DM		.2	mg/L	
										MO		.12	mg/L	
						NICKEL	Q	Q	F	DM		1.15	mg/L	
										MO		.69	mg/L	
						PH	Q	Q	L	DM		5	12.5	pH
						PH HIGHEST	A		L	DM			12.5	pH
						PH LOWEST	A		L	DM			5	pH
						SILVER	Q	Q	F	DM			.12	mg/L
										MO		.07	mg/L	
TTO(413+433)-P	A	Q	F	DM	616	ug/L								
ZINC	Q	Q	F	DM	.76	mg/L								
				MO	.43	mg/L								
250				16,130	CADMIUM	Q	Q	F	DM		.11	mg/L		
									MO		.07	mg/L		
					CHROMIUM	Q	Q	F	DM		2.77	mg/L		
									MO		1.71	mg/L		
					COPPER	Q	Q	F	DM		3.38	mg/L		
									MO		2.07	mg/L		
					CYANIDE(T)	Q	Q	F	DM		1.2	mg/L		
				MO	.65	mg/L								
LEAD	Q	Q	F	DM	.69	mg/L								
				MO	.43	mg/L								
NICKEL	Q	Q	F	DM	3.98	mg/L								

SIU Facilities: Federally and Locally Regulated Parameters by Connection Treatment Plant 1

Report run on: January 14, 2011 4:40 PM

Page 21

Facility	Permit	Address	Conn	Total IW (gpd)	Parmcode	City freq	Self freq	Cat	Period	Lower Limit	Upper Limit	Units	
13-0161	04-A	Rohr Inc dba Goodrich Aerostructures	850 Lagoon Dr , Chula Vista	250	16,130	NICKEL	Q	Q	F	MO		2.38	mg/L
						PH	Q	Q	L	DM	5	12.5	pH
						PH HIGHEST	A		L	DM		12.5	pH
						SILVER	Q	Q	F	DM		.43	mg/L
										MO		.24	mg/L
						TTO(413+433)-P	A	Q	F	DM		2130	ug/L
						ZINC	Q	Q	F	DM		2.61	mg/L
13-0279	04-A	Dynegy South Bay LLC	990 Bay Bl , Chula Vista	210	56,650	OIL/GREASE	Q	Q	L	DM		500	mg/L
						PH	Q	Q	L	DM	5	12.5	pH
						PH HIGHEST	Q		L	DM		12.5	pH
						COPPER	A	S	L	DM		1	mg/L
						OIL/GREASE	A	S	L	DM		500	mg/L
						PH	A	S	L	DM	5	12.5	pH
						PH HIGHEST	A		L	DM		12.5	pH
13-0303	03-A	UT; World Oil Marketing Company	685 H St , Chula Vista	100	2,000	BNZ(W/OAGG)	H	H	L	DM		50	ug/L
						BTEX	H	H	L	DM		750	ug/L
						FLOW RATE MAX		M	L	DM		10	gpm
						13-0447	02-A	UT; Chevron Environmental Management Company	903 Broadway , Chula Vista	100	6,170	BNZ(W/OAGG)	Q
BTEX	Q	H	L	DM		750						ug/L	
FLOW RATE MAX		M	L	DM		15						gpm	
PETROLEUM HC	Q	H	L	DM		500						mg/L	
13-0454	01-A	UT; Buy-Rite Gas	1330 3rd Av , Chula Vista	100	14,400	TPH		H	L	DM		500	mg/L
						BNZ(W/OAGG)	H	H	L	DM		50	ug/L
						BTEX	H	H	L	DM		750	ug/L
13-0466	01-A	UT; Ami Adini & Associates Inc	77 Broadway , Chula Vista	100	14,400	FLOW RATE MAX		M	L	DM		20	gpm
						BNZ(W/OAGG)	Q	M	L	DM		50	ug/L
						BTEX	Q	M	L	DM		750	ug/L
14-0034	03-A	Hotel Del Coronado	1500 Orange Av , Coronado	110	31,842	FLOW RATE MAX		M	L	DM		10	gpm
						OIL/GREASE	Q	Q	L	DM		500	mg/L
						PH	Q	Q	L	DM	5	12.5	pH
16-0033	04-A	Garvin Industries	316 Millar Av , El Cajon	110	65	PH HIGHEST	Q		L	DM		12.5	pH
						CADMIUM	Q	Q	F	DM		.11	mg/L
										MO		.07	mg/L
						CHROMIUM	Q	Q	F	DM		2.77	mg/L
										MO		1.71	mg/L
				DM		3.38	mg/L						
				MO		2.07	mg/L						

SIU Facilities: Federally and Locally Regulated Parameters by Connection Treatment Plant 1

Report run on: January 14, 2011 4:40 PM

Page 22

Facility	Permit	Address	Conn	Total IW (gpd)	Parmcode	City freq	Self freq	Cat	Period	Lower Limit	Upper Limit	Units						
16-0033	04-A	Garvin Industries	316 Millar Av , El Cajon	110	65	CYANIDE(T)	Q	Q	F	DM	1.2	mg/L						
											.65	mg/L						
											LEAD	Q	Q	F	DM	.69	mg/L	
																.43	mg/L	
											NICKEL	Q	Q	F	DM	3.98	mg/L	
																2.38	mg/L	
											PH	Q	Q	L	DM	5	12.5	pH
																SILVER	Q	Q
											TTO(413+433)-P	A	Q	F	DM			
																ZINC	Q	Q
2.61	mg/L																	
1.48	mg/L																	
16-0209	04-A	Chromalloy San Diego	1071 Industrial Pl , El Cajon	220	228	CADMIUM	Q	Q	F	DM	.69	mg/L						
											.26	mg/L						
											CHROMIUM	Q	Q	F	DM	2.77	mg/L	
																1.71	mg/L	
											COPPER	Q	Q	F	DM	3.38	mg/L	
																2.07	mg/L	
											CYANIDE(T)	Q	Q	F	DM	1.2	mg/L	
																.65	mg/L	
											LEAD	Q	Q	F	DM	.69	mg/L	
																.43	mg/L	
											NICKEL	Q	Q	F	DM	3.98	mg/L	
																2.38	mg/L	
											SILVER	Q	Q	F	DM	.43	mg/L	
																.24	mg/L	
TTO(413+433)-P	A	Q	F	DM	2130	ug/L												
					ZINC	Q	Q	F	DM	2.61	mg/L							
1.48	mg/L																	
16-0343	03-A	Vision Systems Inc	1895 Gillespie Wy , El Cajon	110	300	CADMIUM	Q	Q	F	DM	.11	mg/L						
											.07	mg/L						
											CHROMIUM	Q	Q	F	DM	2.77	mg/L	
																1.71	mg/L	
											COPPER	Q	Q	F	DM	3.38	mg/L	
																2.07	mg/L	
											LEAD	Q	Q	F	DM	.69	mg/L	
																.43	mg/L	
											NICKEL	Q	Q	F	DM	3.98	mg/L	

SIU Facilities: Federally and Locally Regulated Parameters by Connection Treatment Plant 1

Report run on: January 14, 2011 4:40 PM

Page 23

Facility	Permit	Name	Address	Conn	Total IW (gpd)	Parmcode	City freq	Self freq	Cat	Period	Lower Limit	Upper Limit	Units
16-0343	03-A	Vision Systems Inc	1895 Gillespie Wy , El Cajon	110	300	NICKEL	Q	Q	F	MO	5	2.38	mg/L
						PH	Q	Q	L	DM		12.5	pH
						SILVER	Q	Q	F	DM		.43	mg/L
										MO		.24	mg/L
						TTO(413+433)-P	A	Q	F	DM		2130	ug/L
						ZINC	Q	Q	F	DM		2.61	mg/L
										MO		1.48	mg/L
										DM		.86	mg/L
										MO		.32	mg/L
										DM			
16-0348	03-A	Veridiam Inc	1717 Cuyamaca St , El Cajon	110	6,737	CADMIUM	Q	Q	F	DM	.66	mg/L	
										MO	.25	mg/L	
						CHROMIUM	Q	Q	F	DM	2.66	mg/L	
										MO	1.64	mg/L	
						COPPER	Q	Q	F	DM	3.24	mg/L	
										MO	1.99	mg/L	
						CYANIDE(T)	Q	Q	F	DM	1.15	mg/L	
										MO	.62	mg/L	
						LEAD	Q	Q	F	DM	.66	mg/L	
										MO	.41	mg/L	
						NICKEL	Q	Q	F	DM	3.82	mg/L	
										MO	2.28	mg/L	
						PH	Q	Q	L	DM	5	12.5	pH
						PH HIGHEST	Q		L	DM		12.5	pH
						SILVER	Q	Q	F	DM		.41	mg/L
				MO	.23	mg/L							
TTO(413+433)-P	A	Q	F	DM	2044	ug/L							
ZINC	Q	Q	F	DM	2.5	mg/L							
				MO	1.42	mg/L							
16-0520	03-A	GKN Aerospace Chem-tronics Inc	1150 W Bradley Av , El Cajon	110	17,490	CADMIUM	Q	Q	F	DM	.41	mg/L	
										MO	.16	mg/L	
						CHROMIUM	Q	Q	F	DM	2.32	mg/L	
										MO	1.43	mg/L	
						COPPER	Q	Q	F	DM	2.83	mg/L	
										MO	1.73	mg/L	
						CYANIDE(T)	Q	Q	F	DM	1	mg/L	
										MO	.54	mg/L	
LEAD	Q	Q	F	DM	.58	mg/L							
				MO	.36	mg/L							

SIU Facilities: Federally and Locally Regulated Parameters by Connection Treatment Plant 1

Report run on: January 14, 2011 4:40 PM

Page 24

Facility	Permit	Address	Conn	Total IW (gpd)	Parmcode	City freq	Self freq	Cat	Period	Lower Limit	Upper Limit	Units		
16-0520	03-A	GKN Aerospace Chem-Ironics Inc	1150 W Bradley Av , El Cajon	110	17,490	NICKEL	Q	Q	F	DM	3.33	mg/L		
									MO	1.99	mg/L			
									DM	5	12.5	pH		
									DM	12.5	pH			
									DM	.36	mg/L			
									MO	.2	mg/L			
									DM	1782	ug/L			
									DM	2.18	mg/L			
									MO	1.24	mg/L			
						210	12,031	CADMIUM	Q	Q	F	DM	.53	mg/L
											MO	.2	mg/L	
								CHROMIUM	Q	Q	F	DM	2.55	mg/L
											MO	1.57	mg/L	
								COPPER	Q	Q	F	DM	3.11	mg/L
											MO	1.91	mg/L	
				CYANIDE(T)	Q			Q	F	DM	1.11	mg/L		
									MO	.6	mg/L			
				LEAD	Q			Q	F	DM	.64	mg/L		
									MO	.4	mg/L			
				NICKEL	Q			Q	F	DM	3.67	mg/L		
									MO	2.19	mg/L			
				PH	Q			Q	L	DM	5	12.5	pH	
				PH HIGHEST	Q				L	DM	12.5	pH		
				SILVER	Q			Q	F	DM	.4	mg/L		
							MO	.22	mg/L					
							DM	1962	ug/L					
							DM	2.4	mg/L					
							MO	1.36	mg/L					
				410	1,447	CADMIUM	Q	Q	F	DM	.54	mg/L		
									MO	.2	mg/L			
CHROMIUM	Q	Q	F			DM	2.19	mg/L						
			MO			1.35	mg/L							
COPPER	Q	Q	F			DM	2.68	mg/L						
			MO			1.64	mg/L							
CYANIDE(T)	Q	Q	F			DM	.95	mg/L						
			MO			.51	mg/L							
LEAD	Q	Q	F			DM	.55	mg/L						
			MO			.34	mg/L							

SIU Facilities: Federally and Locally Regulated Parameters by Connection Treatment Plant 1

Report run on: January 14, 2011 4:40 PM

Page 25

Facility	Permit	Address	Conn	Total IW (gpd)	Parmcode	City freq	Self freq	Cat	Period	Lower Limit	Upper Limit	Units		
16-0520	03-A	GKN Aerospace Chem-Ironics Inc	1150 W Bradley Av , El Cajon	410	1,447	NICKEL	Q	Q	F	DM	3.15	mg/L		
									MO	1.88	mg/L			
									DM	5	12.5	pH		
									DM	12.5	pH			
									DM	.34	mg/L			
									MO	.19	mg/L			
									DM	1687	ug/L			
									DM	2.07	mg/L			
									MO	1.17	mg/L			
						420	208	CADMIUM	Q	Q	F	DM	.11	mg/L
											MO	.07	mg/L	
								CHROMIUM	Q	Q	F	DM	2.77	mg/L
											MO	1.71	mg/L	
								COPPER	Q	Q	F	DM	3.38	mg/L
											MO	2.07	mg/L	
				CYANIDE(T)	Q			Q	F	DM	1.2	mg/L		
									MO	.65	mg/L			
				LEAD	Q			Q	F	DM	.69	mg/L		
									MO	.43	mg/L			
				NICKEL	Q			Q	F	DM	3.98	mg/L		
									MO	2.38	mg/L			
				SILVER	Q			Q	F	DM	.43	mg/L		
									MO	.24	mg/L			
									DM	2130	ug/L			
									DM	2.61	mg/L			
									MO	1.48	mg/L			
				450	10			CADMIUM	Q	Q	F	DM	.11	mg/L
									MO	.07	mg/L			
						CHROMIUM	Q	Q	F	DM	2.77	mg/L		
									MO	1.71	mg/L			
						COPPER	Q	Q	F	DM	3.38	mg/L		
									MO	2.07	mg/L			
						CYANIDE(T)	Q	Q	F	DM	1.2	mg/L		
			MO			.65	mg/L							
LEAD	Q	Q	F			DM	.69	mg/L						
			MO			.43	mg/L							
NICKEL	Q	Q	F			DM	3.98	mg/L						
			MO			2.38	mg/L							

SIU Facilities: Federally and Locally Regulated Parameters by Connection Treatment Plant 1

Report run on: January 14, 2011 4:40 PM

Page 26

Facility	Permit	Address	Conn	Total IW (gpd)	Parmcode	City freq	Self freq	Cat	Period	Lower Limit	Upper Limit	Units		
16-0520	03-A	GKN Aerospace Chem-Ironics Inc	1150 W Bradley Av , El Cajon	450	10	SILVER	Q	Q	F	DM	.43	mg/L		
									MO	.24	mg/L			
						TTO(413+433)-P	A	Q	F	DM	2130	ug/L		
						ZINC	Q	Q	F	DM	2.61	mg/L		
									MO	1.48	mg/L			
						460	158	CADMIUM	Q	Q	F	DM	.11	mg/L
											MO	.07	mg/L	
								CHROMIUM	Q	Q	F	DM	2.77	mg/L
											MO	1.71	mg/L	
								COPPER	Q	Q	F	DM	3.38	mg/L
									MO	2.07	mg/L			
				CYANIDE(T)	Q			Q	F	DM	1.2	mg/L		
									MO	.65	mg/L			
				LEAD	Q			Q	F	DM	.69	mg/L		
									MO	.43	mg/L			
				510	225	NICKEL	Q	Q	F	DM	3.98	mg/L		
									MO	2.38	mg/L			
						SILVER	Q	Q	F	DM	.43	mg/L		
									MO	.24	mg/L			
						TTO(413+433)-P	A	Q	F	DM	2130	ug/L		
						ZINC	Q	Q	F	DM	2.61	mg/L		
									MO	1.48	mg/L			
						CADMIUM	Q	Q	F	DM	.11	mg/L		
									MO	.07	mg/L			
						CHROMIUM	Q	Q	F	DM	2.77	mg/L		
									MO	1.71	mg/L			
						COPPER	Q	Q	F	DM	3.38	mg/L		
							MO	2.07	mg/L					
				CYANIDE(T)	Q	Q	F	DM	1.2	mg/L				
							MO	.65	mg/L					
				LEAD	Q	Q	F	DM	.69	mg/L				
							MO	.43	mg/L					
NICKEL	Q	Q	F	DM	3.98	mg/L								
			MO	2.38	mg/L									
PH	Q	Q	L	DM	5	12.5	pH							
SILVER	Q	Q	F	DM	.43	mg/L								
			MO	.24	mg/L									
TTO(413+433)-P	A	Q	F	DM	2130	ug/L								

SIU Facilities: Federally and Locally Regulated Parameters by Connection Treatment Plant 1

Report run on: January 14, 2011 4:40 PM

Page 27

Facility	Permit	Name	Address	Conn	Total IW (gpd)	Parmcode	City freq	Self freq	Cat	Period	Lower Limit	Upper Limit	Units			
16-0520	03-A	GKN Aerospace Chem-Ironics Inc	1150 W Bradley Av , El Cajon	510	225	ZINC	Q	Q	F	DM		2.61	mg/L			
												MO		1.48	mg/L	
					620	754	CADMIUM	Q	Q	F	DM		.11	mg/L		
												MO		.07	mg/L	
							CHROMIUM	Q	Q	F	DM		2.77	mg/L		
												MO		1.71	mg/L	
							COPPER	Q	Q	F	DM		3.38	mg/L		
												MO		2.07	mg/L	
							CYANIDE(T)	Q	Q	F	DM		1.2	mg/L		
												MO		.65	mg/L	
							LEAD	Q	Q	F	DM		.69	mg/L		
												MO		.43	mg/L	
							NICKEL	Q	Q	F	DM		3.98	mg/L		
												MO		2.38	mg/L	
							SILVER	Q	Q	F	DM		.43	mg/L		
												MO		.24	mg/L	
			TTO(413+433)-P	A	Q	F	DM			2130	ug/L					
			ZINC	Q	Q	F	DM			2.61	mg/L					
										MO		1.48	mg/L			
16-0529	03-A	Triumph Fabrications - San Diego	203 N Johnson Av , El Cajon	110	150	CADMIUM	Q	Q	F	DM		.11	mg/L			
													MO		.07	mg/L
						CHROMIUM	Q	Q	F	DM		2.77	mg/L			
													MO		1.71	mg/L
						COPPER	Q	Q	F	DM		3.38	mg/L			
													MO		2.07	mg/L
						CYANIDE(T)	Q	Q	F	DM		1.2	mg/L			
													MO		.65	mg/L
						LEAD	Q	Q	F	DM		.69	mg/L			
													MO		.43	mg/L
						NICKEL	Q	Q	F	DM		3.98	mg/L			
													MO		2.38	mg/L
						PH	Q	Q	L	DM	5	12.5	pH			
SILVER	Q	Q	F	DM		.43	mg/L									
							MO		.24	mg/L						
			TTO(413+433)-P	A	Q	F	DM			2130	ug/L					
			ZINC	Q	Q	F	DM			2.61	mg/L					
										MO		1.48	mg/L			
				150	13	CADMIUM	Q	Q	F	DM		.11	mg/L			

SIU Facilities: Federally and Locally Regulated Parameters by Connection Treatment Plant 1

Report run on: January 14, 2011 4:40 PM

Page 28

Facility	Permit	Address	Conn	Total IW (gpd)	Parmcode	City freq	Self freq	Cat	Period	Lower Limit	Upper Limit	Units
16-0529	03-A	Triumph Fabrications - San Diego	203 N Johnson Av , El Cajon	150	13	CADMIUM	Q	Q	F	MO	.07	mg/L
						CHROMIUM	Q	Q	F	DM	2.77	mg/L
									MO	1.71	mg/L	
						COPPER	Q	Q	F	DM	3.38	mg/L
									MO	2.07	mg/L	
						CYANIDE(T)	Q	Q	F	DM	1.2	mg/L
									MO	.65	mg/L	
						LEAD	Q	Q	F	DM	.69	mg/L
									MO	.43	mg/L	
						NICKEL	Q	Q	F	DM	3.98	mg/L
									MO	2.38	mg/L	
						SILVER	Q	Q	F	DM	.43	mg/L
							MO	.24	mg/L			
				TTO(413+433)-P	A	Q	F	DM	2130	ug/L		
				ZINC	Q	Q	F	DM	2.61	mg/L		
							MO	1.48	mg/L			
				160	5	CADMIUM	Q	Q	F	DM	.11	mg/L
									MO	.07	mg/L	
						CHROMIUM	Q	Q	F	DM	2.77	mg/L
									MO	1.71	mg/L	
						COPPER	Q	Q	F	DM	3.38	mg/L
									MO	2.07	mg/L	
						CYANIDE(T)	Q	Q	F	DM	1.2	mg/L
									MO	.65	mg/L	
LEAD	Q	Q	F			DM	.69	mg/L				
			MO			.43	mg/L					
NICKEL	Q	Q	F			DM	3.98	mg/L				
			MO			2.38	mg/L					
SILVER	Q	Q	F	DM	.43	mg/L						
			MO	.24	mg/L							
TTO(413+433)-P	A	Q	F	DM	2130	ug/L						
ZINC	Q	Q	F	DM	2.61	mg/L						
			MO	1.48	mg/L							
170	18	CADMIUM	Q	Q	F	DM	.11	mg/L				
					MO	.07	mg/L					
		CHROMIUM	Q	Q	F	DM	2.77	mg/L				
					MO	1.71	mg/L					
COPPER	Q	Q	F	DM	3.38	mg/L						

SIU Facilities: Federally and Locally Regulated Parameters by Connection Treatment Plant 1

Report run on: January 14, 2011 4:40 PM

Page 29

Facility	Permit	Name	Address	Conn	Total IW (gpd)	Parmcode	City freq	Self freq	Cat	Period	Lower Limit	Upper Limit	Units					
16-0529	03-A	Triumph Fabrications - San Diego	203 N Johnson Av , El Cajon	170	18	COPPER	Q	Q	F	MO		2.07	mg/L					
						CYANIDE(T)	Q	Q	F	DM		1.2	mg/L					
													.65	mg/L				
						LEAD	Q	Q	F	DM		.69	mg/L					
													.43	mg/L				
						NICKEL	Q	Q	F	DM		3.98	mg/L					
													2.38	mg/L				
						SILVER	Q	Q	F	DM		.43	mg/L					
													.24	mg/L				
																2130	ug/L	
											2.61	mg/L						
											1.48	mg/L						
16-0727	03-A	UT; Thrifty Oil Company # 420	398 El Cajon Bl , El Cajon	100	200	BNZ(W/OAGG)	Q	Q	L	DM		50	ug/L					
						BTEX	Q	Q	L	DM		750	ug/L					
						FLOW RATE MAX		M	L	DM		50	gpm					
17-0013	01-A	UT; Thrifty Oil Company # 416	1185 Palm Av , Imperial Beach	100	7,200	BNZ(W/OAGG)	H	M	L	DM		50	ug/L					
						BTEX	H	M	L	DM		750	ug/L					
						FLOW RATE MAX		M	L	DM		20	gpm					
18-0170	03-A	Equality Plating Company	8172 Center St , La Mesa	110	300	CADMIUM	Q	Q	F	4D		.7	mg/L					
																1	mg/L	
						CHROMIUM	Q	Q	L	DM		5	mg/L					
						COPPER	Q	Q	L	DM		11	mg/L					
						CYANIDE(A)	Q	Q	F	4D		2.7	mg/L					
																5	mg/L	
						LEAD	Q	Q	F	4D		.4	mg/L					
																	.6	mg/L
						NICKEL	Q	Q	L	DM		13	mg/L					
						PH	Q	Q	L	DM		12.5	pH					
PH HIGHEST	S		L	DM		12.5	pH											
TTO(413+433)-P	A	Q	F	DM		4570	ug/L											
ZINC	Q	Q	L	DM		24	mg/L											
19-0313	01-A	UT; Thrifty Oil Company # 110	1139 Harbison Av , National City	100	3,100	BNZ(W/OAGG)	H	H	L	DM		50	ug/L					
						BTEX	H	H	L	DM		750	ug/L					
						FLOW RATE MAX		M	L	DM		2.1	gpm					
20-0043	04-A	Hallmark Circuits Inc	13500 Danielson St , Poway	110	75,489	CADMIUM	Q	H	F	DM		.11	mg/L					
																.07	mg/L	
						CHROMIUM	Q	H	F	DM		2.77	mg/L					
											1.71	mg/L						

SIU Facilities: Federally and Locally Regulated Parameters by Connection Treatment Plant 1

Report run on: January 14, 2011 4:40 PM

Page 30

Facility	Permit	Address	Conn	Total IW (gpd)	Parmcode	City freq	Self freq	Cat	Period	Lower Limit	Upper Limit	Units	
20-0043	04-A	Hallmark Circuits Inc	13500 Danielson St , Poway	110	75,489	COPPER	Q	H	F	DM	3.38	mg/L	
											2.07	mg/L	
						LEAD	Q	H	F	DM	.69	mg/L	
											.43	mg/L	
						NICKEL	Q	H	F	DM	3.98	mg/L	
											2.38	mg/L	
						PH	Q	H	L	DM	5	12.5	pH
												12.5	pH
						PH HIGHEST	Q	H	L	DM	5	12.5	pH
												12.5	pH
						SILVER	Q	H	F	DM	5	.43	mg/L
												.24	mg/L
						TTO(413+433)-P	A	H	F	DM		2130	ug/L
						ZINC	Q	H	F	DM	5	2.61	mg/L
1.48	mg/L												
111	120	CYANIDE(A)	Q	H	F	DM	.86	mg/L					
							.32	mg/L					
112	30	CYANIDE(T)	Q	H	F	DM	1.2	mg/L					
							.65	mg/L					
20-0108	03-B	Valley Metals	13125 Gregg St , Poway	110	579	AMMONIA	Q	Q	F	DM	498	mg/L	
											219	mg/L	
						CADMIUM	Q	Q	F	DM	5	.11	mg/L
												.07	mg/L
						CHROMIUM	Q	Q	F	DM	5	1.35	mg/L
												.81	mg/L
						COPPER	Q	Q	F	DM	5	3.38	mg/L
												2.07	mg/L
						CYANIDE(T)	Q	Q	F	DM	5	1.17	mg/L
												.6	mg/L
						FLUORIDE	Q	Q	F	DM	5	70.2	mg/L
												31.1	mg/L
						LEAD	Q	Q	F	DM	5	.9	mg/L
												.51	mg/L
						NICKEL	Q	Q	F	DM	5	1.95	mg/L
												1.18	mg/L
PH	Q	Q	L	DM	5	12.5	pH						
						12.5	pH						
PH HIGHEST	Q	Q	L	DM	5	12.5	pH						
						12.5	pH						
SILVER	Q	Q	F	DM	5	.43	mg/L						
						.24	mg/L						
TTO(413+433)-P	A	Q	F	DM		2130	ug/L						

SIU Facilities: Federally and Locally Regulated Parameters by Connection Treatment Plant 1

Report run on: January 14, 2011 4:40 PM

Page 31

Facility	Permit	Name	Address	Conn	Total IW (gpd)	Parmcode	City freq	Self freq	Cat	Period	Lower Limit	Upper Limit	Units
20-0108	03-B	Valley Metals	13125 Gregg St , Poway	110	579	ZINC	Q	Q	F	DM		3.29	mg/L
										MO		1.67	mg/L
20-0109	04-A	L & T Precision Sheet Metal	12105 Kirkham Rd , Poway	120	35	CADMIUM	Q	Q	F	DM		.11	mg/L
										MO		.07	mg/L
						CHROMIUM	Q	Q	F	DM		2.77	mg/L
										MO		1.71	mg/L
						COPPER	Q	Q	F	DM		3.38	mg/L
										MO		2.07	mg/L
						CYANIDE(T)	Q	Q	F	DM		1.2	mg/L
										MO		.65	mg/L
						LEAD	Q	Q	F	DM		.69	mg/L
										MO		.43	mg/L
						NICKEL	Q	Q	F	DM		3.98	mg/L
										MO		2.38	mg/L
						SILVER	Q	Q	F	DM		.43	mg/L
										MO		.24	mg/L
						ZINC	Q	Q	F	DM		2.61	mg/L
										MO		1.48	mg/L
20-0122	02-C	K-Tube Corporation	13400 Kirkham Wy , Poway	110	160	CADMIUM	Q	Q	F	DM		.11	mg/L
										MO		.07	mg/L
						CHROMIUM	Q	Q	F	DM		2.77	mg/L
										MO		1.71	mg/L
						COPPER	Q	Q	F	DM		3.38	mg/L
										MO		2.07	mg/L
						CYANIDE(T)	Q	Q	F	DM		1.2	mg/L
										MO		.65	mg/L
						LEAD	Q	Q	F	DM		.69	mg/L
										MO		.43	mg/L
						NICKEL	Q	Q	F	DM		3.98	mg/L
										MO		2.38	mg/L
						PH	Q	Q	L	DM	5	12.5	pH
						PH HIGHEST	Q		L	DM		12.5	pH
						SILVER	Q	Q	F	DM		.43	mg/L
										MO		.24	mg/L
						TTO(413+433)-P	A	Q	F	DM		2130	ug/L
						ZINC	Q	Q	F	DM		2.61	mg/L
										MO		1.48	mg/L
				120	1,860	CADMIUM	Q	Q	F	DM		.11	mg/L

SIU Facilities: Federally and Locally Regulated Parameters by Connection Treatment Plant 1

Report run on: January 14, 2011 4:40 PM

Page 32

Facility	Permit	Name	Address	Conn	Total IW (gpd)	Parmcode	City freq	Self freq	Cat	Period	Lower Limit	Upper Limit	Units
20-0122	02-C	K-Tube Corporation	13400 Kirkham Wy , Poway	120	1,860	CADMIUM	Q	Q	F	MO		.07	mg/L
						CHROMIUM	Q	Q	F	DM		2.77	mg/L
									MO		1.71	mg/L	
						COPPER	Q	Q	F	DM		3.38	mg/L
									MO		2.07	mg/L	
						CYANIDE(T)	Q	Q	F	DM		1.2	mg/L
									MO		.65	mg/L	
						LEAD	Q	Q	F	DM		.69	mg/L
									MO		.43	mg/L	
						NICKEL	Q	Q	F	DM		3.98	mg/L
									MO		2.38	mg/L	
						PH	Q	Q	L	DM	5	12.5	pH
						PH HIGHEST	Q		L	DM		12.5	pH
						SILVER	Q	Q	F	DM		.43	mg/L
			MO		.24	mg/L							
			TTO(413+433)-P	A	Q	F	DM		2130	ug/L			
			ZINC	Q	Q	F	DM		2.61	mg/L			
						MO		1.48	mg/L				
21-0248	03-A	Creative Metal Industries	10039 Prospect Av Suite E, Santee	110	60	CADMIUM	Q	Q	F	DM		.11	mg/L
									MO		.07	mg/L	
						CHROMIUM	Q	Q	F	DM		2.77	mg/L
									MO		1.71	mg/L	
						COPPER	Q	Q	F	DM		3.38	mg/L
									MO		2.07	mg/L	
						CYANIDE(T)	Q	Q	F	DM		1.2	mg/L
									MO		.65	mg/L	
						LEAD	Q	Q	F	DM		.69	mg/L
									MO		.43	mg/L	
						NICKEL	Q	Q	F	DM		3.98	mg/L
									MO		2.38	mg/L	
						SILVER	Q	Q	F	DM		.43	mg/L
									MO		.24	mg/L	
			TTO(413+433)-P	A	Q	F	DM		2130	ug/L			
			ZINC	Q	Q	F	DM		2.61	mg/L			
						MO		1.48	mg/L				
21-0252	02-A	Compucraft Industries Inc	8787 Olive Ln , Santee	110	414	CADMIUM	Q	Q	F	DM		.11	mg/L
									MO		.07	mg/L	
						CHROMIUM	Q	Q	F	DM		2.77	mg/L

SIU Facilities: Federally and Locally Regulated Parameters by Connection Treatment Plant 1

Report run on: January 14, 2011 4:40 PM

Page 33

Facility	Permit	Permit Name	Address	Conn	Total IW (gpd)	Parmcode	City freq	Self freq	Cat	Period	Lower Limit	Upper Limit	Units
21-0252	02-A	Compucraft Industries Inc	8787 Olive Ln , Santee	110	414	CHROMIUM	Q	Q	F	MO		1.71	mg/L
						COPPER	Q	Q	F	DM		3.38	mg/L
										MO		2.07	mg/L
						CYANIDE(T)	Q	Q	F	DM		1.2	mg/L
										MO		.65	mg/L
						LEAD	Q	Q	F	DM		.69	mg/L
										MO		.43	mg/L
						NICKEL	Q	Q	F	DM		3.98	mg/L
										MO		2.38	mg/L
						PH	Q	Q	L	DM	5	12.5	pH
						PH HIGHEST	A		L	DM		12.5	pH
						SILVER	Q	Q	F	DM		.43	mg/L
								MO		.24	mg/L		
				TTO(413+433)-P	A	Q	F	DM		2130	ug/L		
				ZINC	Q	Q	F	DM		2.61	mg/L		
								MO		1.48	mg/L		
				120	57	CADMIUM	Q	Q	F	DM		.11	mg/L
										MO		.07	mg/L
						CHROMIUM	Q	Q	F	DM		2.77	mg/L
										MO		1.71	mg/L
						COPPER	Q	Q	F	DM		3.38	mg/L
										MO		2.07	mg/L
						CYANIDE(T)	Q	Q	F	DM		1.2	mg/L
										MO		.65	mg/L
LEAD	Q	Q	F			DM		.69	mg/L				
						MO		.43	mg/L				
NICKEL	Q	Q	F			DM		3.98	mg/L				
						MO		2.38	mg/L				
PH	Q	Q	L	DM	5	12.5	pH						
PH HIGHEST	A		L	DM		12.5	pH						
SILVER	Q	Q	F	DM		.43	mg/L						
				MO		.24	mg/L						
TTO(413+433)-P	A	Q	F	DM		2130	ug/L						
ZINC	Q	Q	F	DM		2.61	mg/L						
				MO		1.48	mg/L						
21-0302	01-A	UT; Thrifty Oil Company # 113	1525 N Magnolia Av , El Cajon	100	2,880	BNZ(W/OAGG)	H	H	L	DM		50	ug/L
						BTEX	H	H	L	DM		750	ug/L
						FLOW RATE MAX		M	L	DM		20	gpm

SIU Facilities: Federally and Locally Regulated Parameters by Connection Treatment Plant 1

Report run on: January 14, 2011 4:40 PM

Page 34

Facility	Permit	Address	Conn	Total IW (gpd)	Parmcode	City freq	Self freq	Cat	Period	Lower Limit	Upper Limit	Units																																																															
33-0044	01-A	Molecular Metallurgy Inc	11649	Riverside Dr Suite 139, Lakeside	110	33	CADMIUM	Q	Q	F	DM	.11	mg/L																																																														
														MO	.07	mg/L																																																											
																	CHROMIUM	Q	Q	F	DM	2.77	mg/L																																																				
																								MO	1.71	mg/L																																																	
																											COPPER	Q	Q	F	DM	3.38	mg/L																																										
																																		MO	2.07	mg/L																																							
																																					CYANIDE(T)	Q	Q	F	DM	1.2	mg/L																																
																																												MO	.65	mg/L																													
																																															LEAD	Q	Q	F	DM	.69	mg/L																						
																																																						MO	.43	mg/L																			
																																																									NICKEL	Q	Q	F	DM	3.98	mg/L												
																																																																MO	2.38	mg/L									
																																																																			SILVER	Q	Q	F	DM	.43	mg/L		
MO	.24	mg/L																																																																									
			TTO(413+433)-P	A	Q	F	DM	2130	ug/L																																																																		
										ZINC	Q	Q	F	DM	2.61	mg/L																																																											
																	MO	1.48	mg/L																																																								
																				34-0070	02-A	Golden State Metal Finishing	2737	Via Orange Wy , Spring Valley	110	300	CADMIUM	Q	Q	F	DM	.11	mg/L																																										
																																		MO	.07	mg/L																																							
																																					CHROMIUM	Q	Q	F	DM	2.77	mg/L																																
																																												MO	1.71	mg/L																													
																																															COPPER	Q	Q	F	DM	3.38	mg/L																						
																																																						MO	2.07	mg/L																			
																																																									CYANIDE(T)	Q	Q	F	DM	1.2	mg/L												
																																																																MO	.65	mg/L									
																																																																			LEAD	Q	Q	F	DM	.69	mg/L		
MO	.43	mg/L																																																																									
			NICKEL	Q	Q	F	DM	3.98	mg/L																																																																		
										MO	2.38	mg/L																																																															
													PH	Q	Q	L	DM	5	12.5																																																							pH	
																				SILVER	Q	Q	F	DM	.43	mg/L																																																	
																											MO	.24	mg/L																																														
																														TTO(413+433)-P	A	Q	F	DM	2130	ug/L																																							
																																					ZINC	Q	Q	F	DM	2.61	mg/L																																
																																												MO	1.48	mg/L																													
																																															36-0001	01-A	Otay Mesa Energy Center LLC	606	De La Fuente Ct , San Diego	110	43,000	CHROMIUM	Q	Q																			F
																																																									OIL/GREASE	Q	Q	L	DM	500	mg/L												
																																																																PH	Q	Q									

SIU Facilities: Federally and Locally Regulated Parameters by Connection Treatment Plant 1

Report run on: January 14, 2011 4:40 PM

Page 35

Facility	Permit	Name	Address	Conn	Total IW (gpd)	Parmcode	City freq	Self freq	Cat	Period	Lower Limit	Upper Limit	Units
36-0001	01-A	Otay Mesa Energy Center LLC	606 De La Fuente Ct , San Diego	110	43,000	PH HIGHEST	N		L	DM	12.5		pH
						TDS	Q	Q	O	DM	3200		mg/L
						ZINC	Q	Q	F	DM	1		mg/L

SIU Facilities Federal Category, Process, and Pretreatment Technology by Connection Treatment Plant 1

Report run on: January 14, 2011 4:49 PM

Page 1

Facility	Permit	Name	IW Discharged (gpd)	Conn	Principle Process	Federal/Local	CFR Part	CFR Section	Order	Pre Treat Code
02-0112	04-A	University of California San Diego	280,608	100	Overview - Muir & Revelle Colleges	Local	132		1	HAUL
									2	ZERO
									3	SOURCE
									4	1CRC
				120	Zero Discharge Metal Finishing	Local		1	HAUL	
								2	ZERO	
				200	Overview - Med School	Local	132		1	HAUL
									2	SOURCE
									3	1CRC
				300	Overview - North Campus	Local	132		1	HAUL
									2	SOURCE
									3	1CRC
4	DIVRTA									
400	Overview - East Campus	Local	132		1	HAUL				
					2	SOURCE				
					3	1CRC				
500	Stein Clinical Sciences	Local	132		1	HAUL				
					2	SOURCE				
					3	1CRC				
02-0332	04-A	Pall Filtration & Separations Group Inc	49,803	100	Sewer Lateral	Local			1	SOURCE
				110	Membrane Mfg	Local				
02-0485	02-A	Quantum Design Inc	10	110	Cleaning/Etching	Federal	433	.17		
				120	Zero discharge plating	Local			1	ZERO
02-0505	03-B	Curtis Technology Inc	170	100	Chem Milling	Federal	433	.17	1	PH
									2	SETTLE
									3	HAUL
									4	SD-FP
02-0518	03-B	Suneva Medical Inc	1,800	100	Sewer Lateral	Local	132		1	SOURCE
									2	HAUL
									3	PH
110	Pharmaceutical Manufacturing	Federal	439	.26	1	PH				
					439	.47				
02-0582	04-A	The Argen Corporation	624	110	Precious Metal Forming	Federal	471	.45	1	SETTLE

SIU Facilities Federal Category, Process, and Pretreatment Technology by Connection Treatment Plant 1

Report run on: January 14, 2011 4:49 PM

Page 2

Facility	Permit	Name	IW Discharged (gpd)	Conn	Principle Process	Federal/Local	CFR Part	CFR Section	Order	Pre Treat Code
02-0582	04-A	The Argen Corporation	624	110					2	FILT-O
									3	FILT
									4	IX
									5	ADS-C
02-0761	03-A	Pacira Pharmaceuticals Inc	8,017	120	Pharm Mfg	Federal	439	.47	1	PH
02-0762	03-A	Pacira Pharmaceuticals Inc	3,175	110	Pharmaceutical mfg	Federal	439	.47	1	SPAR-A
									2	PH
03-0115	04-A	ATK Space Systems	162	100	Zero Disch Cert for Core MF ops	Local			1	RECYL
									2	HAUL
				200	Solvent Certification	Local			1	HAUL
				410	Abrasive Jet Machining	Federal	433	.17	1	CENT
									2	UF
03-0408	03-A	Hydranautics	34,823	110	RO Membrane Casting	Local				
03-0717	05-A	Action Powder Coating LLC	1,213	110	Coating / cleaning	Federal	433	.17	1	EQUAL
									2	SETTLE
03-0722	05-A	Polese Company Inc	225	110	Metal Finishing / Surface Treatment	Federal	433	.17	1	BATCH
							471	.45	2	P&S
							471	.55	3	COAG
									4	FLOC
									5	SD-FP
									6	FILT
									7	CN
									8	EVAP
									9	HAUL
									10	IX
									11	RECYL
				220	Precious / Refractory Metal Forming	Local	471	.45	1	EVAP
							471	.55	2	ZERO
03-0920	03-B	A to Z Metal Finishing	300	110	Metal Finishing	Federal	433	.17	1	PH
									2	BATCH
									3	P&S
03-1017	01-A	Anocote Metal Finishing	80	110	Metal finishing rinses	Federal	433	.17	1	PH
									2	CR

SIU Facilities Federal Category, Process, and Pretreatment Technology by Connection Treatment Plant 1

Report run on: January 14, 2011 4:49 PM

Page 3

Facility	Permit	Name	IW Discharged (gpd)	Conn	Principle Process	Federal/Local	CFR Part	CFR Section	Order	Pre Treat Code
03-1017	01-A	Anocote Metal Finishing	80	110					3	EQUAL
									4	FLOC
									5	PPT
04-0453	01-B	UT; HPS Mechanical Inc	38,800	200	Groundwater: San Fernando Place	Local	101		1	SETTLE
05-0684	04-A	Allermed Laboratories Inc	100	130	Glassware Washing/Sterile Prep	Federal	439	.46		
				140	Glassware Washing/Extraction Area	Federal	439	.26		
				150	Media Prep/Tube Washing	Federal	439	.26		
05-0985	03-B	Pacific Gas Turbine Center	189	110	Metal Finishing	Federal	433	.17	1	FILT-O
									2	PH
									3	FLOC
									4	PPT
									6	EVAP
05-0997	04-A	TTM Printed Circuit Group Inc	6,861	220	PCB Manufacturing	Federal	433	.17	1	BATCH
									2	IX
									3	EW
									4	EQUAL
									5	PH
				221	Gold Electro Plating	Federal	433	.17	1	REC
									2	IX
				222	Immersion Gold	Federal	433	.17	1	REC
									2	IX
				230	Film Developing	Local	130		1	HAUL
05-1019	03-A	USN;Marine Corp Air Station Miramar	19,607	100	Aircraft maintenance	Local	130		1	DIVRTA
							132		2	ELBOW
							134		3	SETTLE
									4	HAUL
05-1081	03-A	UT; ExxonMobil Oil Corporation	840	100	Groundwater Remediation (F/P)	Local	101		1	SPAR-A
									2	FILT-O
									3	ADS-C
06-0026	04-A	Cubic Defense Applications Inc	953	100	main lateral - Bldg 1	Local				
				150	wave soldering	Federal	433	.15		
				160	deburring	Federal	433	.15		
				170	testing	Federal	433	.15		

SIU Facilities Federal Category, Process, and Pretreatment Technology by Connection Treatment Plant 1

Report run on: January 14, 2011 4:49 PM

Page 4

Facility	Permit	Name	IW Discharged (gpd)	Conn	Principle Process	Federal/Local	CFR Part	CFR Section	Order	Pre Treat Code					
06-0058	04-B	Kyocera America Inc	52,335	130	Ni plating, cleaning	Federal	433	.17	1	FLOC					
									2	THCK-G					
									3	SD-FP					
									4	FILT					
									5	PH					
									6	UF					
				131	Au plating, stripping	Federal	433	.17	1	CN					
									2	PH					
									3	FLOC					
06-0267	05-A	Hamilton Sundstrand Power Systems	915	110	Metal Cleaning / Etching	Federal	433	.17	1	PH					
									2	EQUAL					
									3	SOURCE					
06-0595	02-A	UT; Frey Environmental Inc	107	100	GW Remediation: Gas & Diesel w/FP	Local	101		1	SETTLE					
									2	ADS-C					
07-0171	02-A	UT; Thrifty Oil Company # 419	28,800	100	Groundwater Remediation	Local	101		1	FILT-O					
									2	ADS-C					
07-0179	01-A	UT; Whillock Contracting, Inc.	28,000	100	GW Remediation: diesel, no FP	Local	101		1	SETTLE					
									2	FILT-O					
									3	ADS-C					
									4	ADS-R					
08-0008	05-A	UT; USN FISC Point Loma Fuel Annex	55,634	110	Fuel recovery w/remediation	Local	101		1	SETTLE					
									2	O/W					
									3	SPAR-A					
08-0018	04-A	USN;Naval Base Coronado - NASNI	42,291	100	NASNI Pump Station	Local	130								
										134					
									120	IWTP @ NASNI	Federal	433	.17	1	BATCH
														2	CHOX-O
														3	CR
														4	P&S
														5	PH
6	SAND														
7	ADS-C														

SIU Facilities Federal Category, Process, and Pretreatment Technology by Connection Treatment Plant 1

Report run on: January 14, 2011 4:49 PM

Page 5

Facility	Permit	Name	IW Discharged (gpd)	Conn	Principle Process	Federal/Local	CFR Part	CFR Section	Order	Pre Treat Code	
08-0018	04-A	USN;Naval Base Coronado - NASNI	42,291	120					8	SD-BF	
									9	HAUL	
					123	CN Treatment @ IWTP	Federal	433	.17	1	CN
					140	Engine Test Cell Cleaning	Federal	433	.15	1	ELBOW
					150	Oil Recovery Plant	Federal	433	.17	1	EQUAL
									2	OW	
									3	PPT	
									4	DAF	
									5	SD-FP	
									160	Hydrostatic testing	Federal
				180	Pump/valve/hose testing	Federal	433	.17			
				190	Aircraft Test Pad Cleaning	Federal	433	.15	1	OW	
				799	Groundwater remediation	Local			1	ELBOW	
08-0558	02-A	Miller Environmental	34,294	100	Impounded Stormwater	Local			1	HOLD	
									2	SETTLE	
									3	FILT-O	
									4	ADS-C	
									5	FILT	
08-0566	01-B	UT; Kiewit/Sundt a Joint Venture	105,000	100	Construction Dewatering	Local	101		1	SETTLE	
					200	Construction Dewatering	Local	101		1	SETTLE
09-0001	04-A	AlSCO Inc	73,436	100	Commercial Laundry	Local	133		1	SETTLE	
									2	EQUAL	
									3	SCREEN	
									4	ELBOW	
09-0930	02-A	UT; HPS Mechanical Inc	1,728,000	200	Groundwater MH52	Local	101		1	SETTLE	
					400	Groundwater MH101	Local	101		1	SETTLE
09-0943	01-A	UT; CalClean, Inc.	14,400	100	GW Remediation: gas, no FP	Local	101		1	SETTLE	
									2	FILT-O	
									3	ADS-C	
09-0947	01-A	UT; Western Foundations & Shoring Inc	216,000	100	GW construction w/contamination	Local	101		1	SETTLE	
									2	FILT-O	
									3	ADS-C	
10-0018	03-A	Coca-Cola Bottling Company of	35,580	120	Soda Production and Sanitary	Local			2	PH	

SIU Facilities Federal Category, Process, and Pretreatment Technology by Connection Treatment Plant 1

Report run on: January 14, 2011 4:49 PM

Page 6

Facility	Permit	Name	IW Discharged (gpd)	Conn	Principle Process	Federal/Local	CFR Part	CFR Section	Order	Pre Treat Code	
11-0016	04-A	USN;Naval Base San Diego	61,035	100	USN8 SWW: Piers 6, 7, 8 & Mole Pier	Local	134				
				200	Gym, Medical and Dental Clinics	Local	130		1	1CRC	
										2	HAUL
				300	Auto Hobby Shop	Local			1	ELBOW	
				400	Steam Plant, Vehicle Maint	Local			1	ELBOW	
										2	RECYL
										3	HOLD
				500	Steam Clean, Hydrotest, Hydroblast	Local			1	ELBOW	
										2	HAUL
				600	NEX Car Wash	Local			1	ELBOW	
				799	Vault dewatering	Local					
				810	USN6 SWW: Piers 1 & 2, Quay Wall	Local		134			
				820	USN7 SWW: Piers 3, 4, 5,graving doct	Local		134		1	HOLD
				830	NC4M SWW: Piers 10, 12, 13	Local		134			
850	Treated Bilgewater	Local		134		1	SCREEN				
							2	EQUAL			
							3	OW			
							4	PLATE			
							5	PPT			
							6	DAF			
							7	THCK-G			
							8	SD-FP			
							9	HAUL			
11-0024	04-A	Southern California Plating Company Inc	1,300	900	Fire fighting school	Local			1	SAND	
				110	Anodize/chromating/phosphating	Federal	433	.17	1	CR	
										2	PH
										3	FLOC
										4	SETTLE
							5	SD-FP			
							6	HAUL			
11-0032	03-A	Angelica Textile Services	177,268	110	Commercial Laundry	Local	133		1	LINT	
									2	PH	
11-0051	04-C	General Dynamics NASSCO	12,998	200	Bilge/Ballast (not thru 310)	Local	120		1	SETTLE	

SIU Facilities Federal Category, Process, and Pretreatment Technology by Connection Treatment Plant 1

Report run on: January 14, 2011 4:49 PM

Page 7

Facility	Permit	Name	IW Discharged (gpd)	Conn	Principle Process	Federal/Local	CFR Part	CFR Section	Order	Pre Treat Code	
11-0051	04-C	General Dynamics NASSCO	12,998	300	Overview - West End of Yard	Local	433	.17	1	O/W	
				310	WWTF Effluent	Federal			2	PH	
									3	DAF	
									4	COAG	
									5	SD-FP	
									6	HAUL	
				600	Overview - East End of Yard	Local			130		
				620	VTC Separator	Local				1	SETTLE
									2	O/W	
									1	ERU+1	
11-0189	04-A	Cintas Corporation	35,706	110	Industrial Laundering	Local	133		1	SD-FP	
									2	O/W	
									3	SETTLE	
									4	FLOC	
									5	PH	
									6	HAUL	
11-0272	03-A	Major Scientific Industries	78	110	PCB Manufacturing	Federal	433	.17	1	MTLREP	
									2	FILT-O	
									3	SETTLE	
									4	PH	
									5	P&S	
									6	HAUL	
									7	SOURCE	
11-0334	05-A	K & R Graphix	50	110	Silkscreening (MF assoc op)	Federal	433	.15			
				120	Etching	Local			1	HAUL	
11-0398	05-A	Unifirst Corporation	26,194	110	Industrial Laundry	Local	133		1	SCREEN	
									2	SETTLE	
									3	LINT	
									4	EMUL-C	
									5	O/W	

SIU Facilities Federal Category, Process, and Pretreatment Technology by Connection Treatment Plant 1

Report run on: January 14, 2011 4:49 PM

Page 8

Facility	Permit	Name	IW Discharged (gpd)	Conn	Principle Process	Federal/Local	CFR Part	CFR Section	Order	Pre Treat Code
11-0398	05-A	Unifirst Corporation	26,194	110					6	PH
									7	HAUL
11-0444	04-A	CP Kelco	673,257	430	R&D Pilot Plant	Local	199		1	EQUAL
									2	PH
				799	Storm Water	Local				
				800	Kelco SBP & Cogen Plant	Local			1	PH
11-0526	01-A	UT; Thrifty Oil Company # 096	7,200	100	GW remediation: gas w/FP	Local	101		1	FILT-O
									2	ADS-C
11-0534	02-A	UT; City of San Diego - Storm Water Dept	400,960	100	two westernmost pits	Local				
				110	southwest corner pit	Local	101		1	SETTLE
									2	FILT-O
									3	ADS-C
				120	northwest corner pit	Local	101		1	SETTLE
									2	FILT-O
									3	ADS-C
				210	southeast corner pit	Local	101		1	SETTLE
									2	FILT
									3	ADS-C
				220	northeast corner pit	Local	101		1	SETTLE
									2	FILT
									3	ADS-C
12-0038	04-A	RJ Donovan Correctional Facility	50,028	100	Prison Sewer Main	Local	130		1	GREASE
							133		2	GRIND
									3	SCREEN
12-0144	03-A	AP Precision Metals	264	110	Metal Coating (Iron Phosphating)	Federal	433	.17	1	PH
									2	SETTLE
12-0154	02-A	Heinz Frozen Foods	90,000	110	Food Manufacturing	Local	137		1	EQUAL
									2	SCREEN
									3	DAF+C
									4	GREASE
12-0202	02-A	Spec-Built Systems Inc	26	110	Iron Phosphating	Federal	433	.17	1	SETTLE
									2	RECYL
									3	CC

SIU Facilities Federal Category, Process, and Pretreatment Technology by Connection Treatment Plant 1

Report run on: January 14, 2011 4:49 PM

Page 9

Facility	Permit	Name	IW Discharged (gpd)	Conn	Principle Process	Federal/Local	CFR Part	CFR Section	Order	Pre Treat Code
12-0202	02-A	Spec-Built Systems Inc	26	110					4	PH
									5	MIXER
									6	HAUL
12-0212	01-B	Cantare Foods Inc	26,210	100	Cheese Manufacturing Lateral	Local	134		1	EQUAL
							137		2	SCREEN
									3	PH
									4	DAF+C
									5	HAUL
				210	Bakery, salsa, tapenade mfg	Local			1	SETTLE
									2	HAUL
									3	ELBOW
12-0220	01-A	Circle Foods LLC	30,000	110	Food manufacturing	Local	137		1	EQUAL
									2	SCREEN
									3	DAF+C
									4	SD-FP
13-0115	04-A	Doncasters GCE Industries	250	200	Bldg 2 Lateral, 1887 Nirvana Av	Local			1	ZERO
									2	HAUL
				300	Bldg 3 Lateral, 757 Main St	Local	130		1	ERU+1
									2	HAUL
				330	Dye Pen/ Vibra Clean	Federal	433	.17	1	SETTLE
									2	IX
									3	FILT-O
				410	Dye Pen/Water Jet Cutting	Federal	433	.17	1	SETTLE
									2	IX
									3	FILT-O
									4	OW
									5	HAUL
13-0161	04-A	Rohr Inc dba Goodrich Aerostructures	21,430	210	Tumble / Hydro Test / Cool	Federal	433	.17	1	1CRC
				250	Metal Finishing & Stormwater	Federal	433	.17	1	EQUAL
									2	CR
									3	PH
									4	P&S
									5	UF

SIU Facilities Federal Category, Process, and Pretreatment Technology by Connection Treatment Plant 1

Report run on: January 14, 2011 4:49 PM

Page 10

Facility	Permit	Name	IW Discharged (gpd)	Conn	Principle Process	Federal/Local	CFR Part	CFR Section	Order	Pre Treat Code
13-0161	04-A	Rohr Inc dba Goodrich Aerostructures	21,430	250					6	SD-FP
									7	HAUL
									8	RECYL
									9	HOLD
13-0279	04-A	Dynergy South Bay LLC	56,892	700	Sewer Lateral w/CT Bleed	Local				
				100	Sewer lateral	Local				
				200	IW Lateral	Federal	423	.16		
				210	Low Volume Wastes	Local			1	SETTLE
									2	O/W
									3	COAL
									4	HAUL
				220	Chem/Non-Chem Cleaning	Federal	423	.16	1	BATCH
									2	HAUL
									3	PH
									4	P&S
									5	THCK-G
									6	SAND
									7	SD-FP
13-0303	03-A	UT; World Oil Marketing Company	2,000	100	Groundwater remediation	Local	101		1	SETTLE
									2	ADS-C
									3	FILT-O
13-0447	02-A	UT; Chevron Environmental Management Company	6,170	100	GW remediation:Used oil & gas w/FP	Local	101		1	ELBOW
									2	FILT-O
									3	ADS-C
13-0454	01-A	UT; Buy-Rite Gas	14,400	100	GW remediation: gas w/FP	Local	101		1	SETTLE
									2	O/W
									3	FILT-O
									4	ADS-C
13-0466	01-A	UT; Ami Adini & Associates Inc	14,400	100	Groundwater remediation	Local	101		1	FILT-O
									2	ADS-C
14-0034	03-A	Hotel Del Coronado	31,842	110	Commercial laundry	Local	100		1	SCREEN
									2	EQUAL
16-0033	04-A	Garvin Industries	65	110	Cleaning/Fe Phosphating	Federal	433	.17	1	PH

SIU Facilities Federal Category, Process, and Pretreatment Technology by Connection Treatment Plant 1

Report run on: January 14, 2011 4:49 PM

Page 11

Facility	Permit	Name	IW Discharged (gpd)	Conn	Principle Process	Federal/Local	CFR Part	CFR Section	Order	Pre Treat Code				
16-0209	04-A	Chromalloy San Diego	229	110	Metal finishing ops w/o discharge	Federal	433	.15	1	HAUL				
									2	EVAP				
					220	Dye penetrant testing	Federal	433	.15	1	SETTLE			
										310	X-ray film processing	Local	130	1
16-0343	03-A	Vision Systems Inc	300	110	Etch / Chemfilm	Federal	433	.17	1	PH				
									2	CR				
									3	CN				
									4	P&S				
									5	FILT-O				
					111	Chemfilm	Federal	433	.17	1	CN			
										2	CR			
										3	PPT			
										4	FILT-O			
										16-0348	03-A	Veridiam Inc	7,100	110
						433	.17	2	PH					
								3	P&S					
								4	SD-FP					
16-0520	03-A	GKN Aerospace Chem-tronics Inc	32,543	110	Chem Mill, Caustic Clean	Federal	433	.15	1	EQUAL				
									2	FLOC				
					120	X-ray Processing	Local	130					1	ERU+2
													3	P&S
					210	Clean, Dye Pen, Tumble	Federal	433	.15				1	EQUAL
													2	FLOC
					410	Chembrite	Federal	433	.15				1	PH
													433	.17
					420	Steam Cleaning	Federal	433	.17				1	SETTLE
													2	ELBOW
					430	X-Ray Processing	Local	130					1	RECOV
													450	Steam clean, dye pen test

SIU Facilities Federal Category, Process, and Pretreatment Technology by Connection Treatment Plant 1

Report run on: January 14, 2011 4:49 PM

Page 12

Facility Permit	Name	IW Discharged (gpd)	Conn	Principle Process	Federal/Local	CFR Part	CFR Section	Order	Pre Treat Code			
16-0520 03-A	GKN Aerospace Chem-tronics Inc	32,543	460	Dye Penetrant Test	Federal	433	.17					
				510 Steam Clean, Dye Pen, Xray	Federal	433	.17					
				620 Water Jet Cutting	Federal	433	.17	1	FILT-O			
16-0529 03-A	Triumph Fabrications - San Diego	232	100	Building Lateral	Local	130						
				110 Metal Finishing	Federal	433	.17	1	SETTLE			
								2	PH			
								3	PPT			
								130 Plaster Mold / Pan Wash	Local			
								150 Dye Pen (FPI #2)	Federal	433	.17	
				160 Dye Pen (FPI #3)	Federal	433	.17					
				170 Dye Pen (FPI #1/4)	Federal	433	.17					
16-0727 03-A	UT; Thrifty Oil Company # 420	200	100	Groundwater remediation	Local	101		1	ELBOW			
								2	FILT-O			
								3	ADS-C			
17-0013 01-A	UT; Thrifty Oil Company # 416	7,200	100	GW remediation: gas w/FP	Local	101		1	EQUAL			
								2	ADS-C			
								3	FILT-O			
18-0170 03-A	Equality Plating Company	300	110	Electroplating	Federal	413	.14	1	CN			
								2	CR			
								3	PH			
								4	SETTLE			
								5	SD-FP			
								6	HAUL			
19-0282 01-A	Prochem Specialty Products	5	120	Zero Discharge Acid Copper Plating	Local			1	ZERO			
				110 Floor Washdown	Federal	417	.116	1	SETTLE			
						417	.176					
19-0313 01-A	UT; Thrifty Oil Company # 110	3,100	100	GW remediation: gasoline	Local	101		1	EQUAL			
								2	FILT-O			
								3	ADS-C			
20-0043 04-A	Hallmark Circuits Inc	75,489	110	PC Board Manufacturing	Federal	433	.17	1	IX			
								2	EW			
								3	BATCH			
								4	RECYL			

SIU Facilities Federal Category, Process, and Pretreatment Technology by Connection Treatment Plant 1

Report run on: January 14, 2011 4:49 PM

Page 13

Facility	Permit	Name	IW Discharged (gpd)	Conn	Principle Process	Federal/Local	CFR Part	CFR Section	Order	Pre Treat Code					
20-0043	04-A	Hallmark Circuits Inc	75,489	110					5	PH					
									6	FLOC					
									7	FILT-O					
									8	SD-FP					
									9	HAUL					
									111	Gold Tab Plating	Federal	433	.17	1	RECOV
									2	CN					
									112	Immersion Gold Plating and Tip	Federal	433	.17	1	RECYL
									110	Metal Forming/Finishing	Federal	433	.17	1	UF
20-0108	03-B	Valley Metals	656	110					2	FILT					
									3	PH					
									4	P&S					
									5	OW					
									6	SETTLE					
									8	SPAR-A					
									9	DEAD					
									10	RECYL					
									11	PPT-F					
									12	HAUL					
									120	X-ray Processing	Local	130		1	RECOV
									2	3CRC					
20-0109	04-A	L & T Precision Sheet Metal	35	100	Sewer Lateral	Local			1	HAUL					
									2	EVAP					
20-0122	02-C	K-Tube Corporation	2,020	120	Silkscreen Cleaning	Federal	433	.17							
					110	Pressure Washing	Federal	433	.17	1	FILT-O				
					120	Tube Manufacturing	Federal	433	.17	1	FILT-O				
									2	EVAP					
21-0248	03-A	Creative Metal Industries	60	110	Silkscreen Cleaning	Federal	433	.17							
					120	Etching (Zero Discharge)	Local			1	HAUL				
									2	RECYL					
21-0252	02-A	Compucraft Industries Inc	471	100	Zero discharge Cr wastewater	Local				1	ZERO				
					110	Etching/Coating	Federal	433	.17	1	PH				
					120	Fabrication/Machining	Federal	433	.17						

SIU Facilities Federal Category, Process, and Pretreatment Technology by Connection Treatment Plant 1

Report run on: January 14, 2011 4:49 PM

Page 14

Facility	Permit	Name	IW Discharged (gpd)	Conn	Principle Process	Federal/Local	CFR Part	CFR Section	Order	Pre Treat Code
21-0302	01-A	UT; Thrifty Oil Company # 113	2,880	100	GW remediation:gas w/FP	Local	101		1	SETTLE
									2	ADS-C
									3	UF
22-0039	05-A	Culligan Water Company of San Diego Inc	33,666	210	Softener Regen	Local	199			
33-0044	01-A	Molecular Metallurgy Inc	33	110	MF assoc process rinses	Federal	433	.17		
34-0070	02-A	Golden State Metal Finishing	300	110	Treated MF Rinses	Federal	433	.17	1	PH
									2	HAUL
				120	Ni Seal / Black Dye / Chemfilm	Local			1	ZERO
36-0001	01-A	Otay Mesa Energy Center LLC	43,200	110	WetSac blowdown + OWS	Federal	423	.17	1	SETTLE
									2	PH
				120	PCB zero discharge	Federal	423	.17	1	ZERO

Inspections Performed

IU #	Industry	Inspection Type	Inspection Date
02-0112	University of California San Diego	Annual/Renewal Inspection	07-Dec-10
		Site Visit not elsewhere classified	20-Dec-10
		Site Visit not elsewhere classified	20-Sep-10
02-0332	Pall Filtration & Separations Group Inc	Sewer Surcharge Inspection	07-Dec-10
		Stormwater Inspection - SWPPP Reviewed	03-Sep-10
		Annual/Renewal Inspection	03-Sep-10
02-0439	PrimaPharm Inc	Sewer Surcharge Inspection	03-Sep-10
		Annual/Renewal Inspection	23-Mar-10
		Site Visit not elsewhere classified	24-Mar-10
02-0485	Quantum Design Inc	Site Visit not elsewhere classified	28-Jan-10
		Sewer Surcharge Inspection	23-Mar-10
		Stormwater Inspection	23-Mar-10
02-0505	Curtis Technology Inc	Annual/Renewal Inspection	23-Jun-10
		Sewer Surcharge Inspection	23-Jun-10
		Stormwater Inspection	23-Jun-10
02-0518	Suneva Medical Inc	Annual/Renewal Inspection	13-May-10
		Sewer Surcharge Inspection	13-May-10
		Stormwater Inspection	13-May-10
02-0582	The Argen Corporation	Annual/Renewal Inspection	17-Mar-10
		Stormwater Inspection	17-Mar-10
		Annual/Renewal Inspection	08-Sep-10
02-0761	Pacira Pharmaceuticals Inc	Site Visit not elsewhere classified	28-Apr-10
		Stormwater Inspection	08-Sep-10
		Sewer Surcharge Inspection	27-Sep-10
02-0892	Althea Technologies Inc	Site Visit not elsewhere classified	28-Apr-10
03-0115	ATK Space Systems	Stormwater Inspection - SWPPP Reviewed	09-Sep-10
		Annual/Renewal Inspection	23-Feb-10
		Stormwater Inspection - SWPPP Reviewed	23-Feb-10
03-0408	Hydranautics	Sewer Surcharge Inspection	15-Nov-10
		Annual/Renewal Inspection	15-Nov-10
		Stormwater Inspection - SWPPP Reviewed	15-Nov-10
03-0717	Action Powder Coating LLC	Annual/Renewal Inspection	27-Oct-10
		Stormwater Inspection	27-Oct-10
		Annual/Renewal Inspection	16-Mar-10
03-0722	Polese Company Inc	Stormwater Inspection	16-Mar-10
		Stormwater Inspection - SWPPP Reviewed	18-Feb-10
		Annual/Renewal Inspection	18-Feb-10
03-0900	Koch Membrane Systems	Sewer Surcharge Inspection	18-Feb-10
		Inactivation Request - Site Visit	04-Nov-10
		Stormwater Inspection	27-Oct-10
03-0920	A to Z Metal Finishing	Site Visit not elsewhere classified	23-Mar-10
		Annual/Renewal Inspection	27-Oct-10
		Annual/Renewal Inspection	27-Aug-10
03-1017	Anocote Metal Finishing	Stormwater Inspection	27-Aug-10
		Annual/Renewal Inspection	15-Dec-10
		Stormwater Inspection	15-Dec-10
05-0684	Allermed Laboratories Inc	Annual/Renewal Inspection	15-Dec-10
		Stormwater Inspection	15-Dec-10
		Annual/Renewal Inspection	25-May-10
05-0985	Pacific Gas Turbine Center	Stormwater Inspection by City Contractor	16-Feb-10
		Sewer Surcharge Inspection	25-May-10
		Annual/Renewal Inspection	25-May-10

Inspections Performed

IU #	Industry	Inspection Type	Inspection Date
05-0985	Pacific Gas Turbine Center	Site Visit not elsewhere classified	27-Aug-10
05-0997	TTM Printed Circuit Group Inc	Stormwater Inspection - SWPPP Reviewed	13-Oct-10
		Sewer Surcharge Inspection	13-Oct-10
		Annual/Renewal Inspection	13-Oct-10
05-1019	USN;Marine Corp Air Station Miramar	Annual/Renewal Inspection	18-Feb-10
		Rainwater Diversion Inspection	23-Nov-10
05-1081	UT; ExxonMobil Oil Corporation	Annual/Renewal Inspection	04-Nov-10
		Inactivation Request - Site Visit	04-Jun-10
05-1157	UT; Hazard Construction Company	Initial Inspection	14-May-10
		Site Visit not elsewhere classified	17-Aug-10
		Inactivation Request - Site Visit	07-Oct-10
06-0026	Cubic Defense Applications Inc	Stormwater Inspection - SWPPP Reviewed	22-Jun-10
		Sewer Surcharge Inspection	22-Jun-10
		Annual/Renewal Inspection	22-Jun-10
06-0058	Kyocera America Inc	Stormwater Inspection - SWPPP Reviewed	01-Mar-10
		Annual/Renewal Inspection	01-Mar-10
		Sewer Surcharge Inspection	01-Mar-10
06-0267	Hamilton Sundstrand Power Systems	Stormwater Inspection - SWPPP Reviewed	16-Sep-10
		Sewer Surcharge Inspection	16-Sep-10
		Annual/Renewal Inspection	16-Sep-10
06-0593	UT; TC Construction Inc	Inactivation Request - Site Visit	06-Jan-10
06-0595	UT; Frey Environmental Inc	Annual/Renewal Inspection	29-Nov-10
06-0597	UT; Kinder Morgan Energy Partners	Initial Inspection	04-Aug-10
		Inactivation Request - Site Visit	06-Oct-10
		Site Visit not elsewhere classified	05-Aug-10
07-0171	UT; Thrifty Oil Company # 419	Annual/Renewal Inspection	29-Nov-10
07-0179	UT; Whillock Contracting, Inc.	Initial Inspection	03-Sep-10
08-0018	USN;Naval Base Coronado - NASNI	Annual/Renewal Inspection	11-May-10
08-0558	Miller Environmental	Initial Inspection	03-May-10
08-0563	UT; San Diego Yacht Club	Initial Inspection	19-Feb-10
		Inactivation Request - Site Visit	07-May-10
		Initial Inspection	10-Mar-10
08-0564	UT; Sukut Construction Inc	Site Visit not elsewhere classified	23-Feb-10
		Site Visit not elsewhere classified	11-Mar-10
		Site Visit not elsewhere classified	24-Mar-10
		Site Visit not elsewhere classified	23-Nov-10
08-0566	UT; Kiewit/Sundt a Joint Venture	Initial Inspection	01-Oct-10
		Annual/Renewal Inspection	11-Mar-10
09-0001	AlSCO Inc	Stormwater Inspection	11-Mar-10
		Sewer Surcharge Inspection	11-Mar-10
		Site Visit not elsewhere classified	23-Mar-10
09-0930	UT; HPS Mechanical Inc	Site Visit not elsewhere classified	22-Jan-10
		Site Visit not elsewhere classified	10-Feb-10
		Annual/Renewal Inspection	26-Oct-10
		Site Visit not elsewhere classified	06-Oct-10
		Site Visit not elsewhere classified	16-Feb-10
		Site Visit not elsewhere classified	21-Jan-10
09-0931	UT; Burtech Pipeline	Initial Inspection	11-Feb-10
		Site Visit not elsewhere classified	16-Feb-10

Inspections Performed

IU #	Industry	Inspection Type	Inspection Date
09-0931	UT; Burtech Pipeline	Inactivation Request - Site Visit	17-Mar-10
09-0943	UT; CalClean, Inc.	Initial Inspection	20-Aug-10
09-0944	UT; Quality General Engineering	Initial Inspection	12-Aug-10
		Inactivation Request - Site Visit	07-Oct-10
09-0947	UT; Western Foundations & Shoring Inc	Initial Inspection	19-Oct-10
		Site Visit not elsewhere classified	25-Oct-10
10-0018	Coca-Cola Bottling Company of San Diego	Stormwater Inspection - SWPPP Reviewed	12-Mar-10
		Annual/Renewal Inspection	12-Mar-10
		Sewer Surcharge Inspection	12-Mar-10
11-0016	USN; Naval Base San Diego	Annual/Renewal Inspection	06-Jan-10
11-0024	Southern California Plating Company Inc	Annual/Renewal Inspection	26-Jul-10
		Stormwater Inspection	26-Jul-10
11-0032	Angelica Textile Services	Annual/Renewal Inspection	14-Sep-10
		Sewer Surcharge Inspection	14-Sep-10
		Stormwater Inspection	14-Sep-10
		Stormwater Inspection	14-Sep-10
11-0051	General Dynamics NASSCO	Annual/Renewal Inspection	04-Nov-10
11-0067	Aramark Uniform Services Inc	Inactivation Request - Site Visit	03-May-10
11-0189	Cintas Corporation	Annual/Renewal Inspection	23-Sep-10
		Stormwater Inspection	23-Sep-10
11-0272	Major Scientific Industries	Annual/Renewal Inspection	01-Sep-10
		Stormwater Inspection	01-Sep-10
		Sewer Surcharge Inspection	01-Sep-10
11-0334	K & R Graphix	Annual/Renewal Inspection	22-Dec-10
		Stormwater Inspection	22-Dec-10
11-0398	Unifirst Corporation	Annual/Renewal Inspection	23-Feb-10
		Stormwater Inspection	23-Dec-10
		Sewer Surcharge Inspection	23-Feb-10
11-0444	CP Kelco	Annual/Renewal Inspection	16-Sep-10
11-0526	UT; Thrifty Oil Company # 096	Site Visit not elsewhere classified	24-Jun-10
11-0527	Propulsion Controls Engineering (PCE)	Site Visit not elsewhere classified	17-Jun-10
		Sewer Surcharge Inspection	17-Jun-10
11-0534	UT; City of San Diego - Storm Water Dept	Annual/Renewal Inspection	10-Sep-10
11-0541	UT; ROEL Construction	Initial Inspection	15-Jun-10
		Site Visit not elsewhere classified	17-Jun-10
12-0038	RJ Donovan Correctional Facility	Annual/Renewal Inspection	10-Sep-10
		Site Visit not elsewhere classified	21-Oct-10
		Site Visit not elsewhere classified	26-Aug-10
		Site Visit not elsewhere classified	25-Aug-10
		Site Visit not elsewhere classified	11-May-10
12-0144	AP Precision Metals	Annual/Renewal Inspection	19-May-10
		Sewer Surcharge Inspection	19-May-10
		Stormwater Inspection	19-May-10
12-0154	Heinz Frozen Foods	Stormwater Inspection - SWPPP Reviewed	31-Aug-10
		Annual/Renewal Inspection	31-Aug-10
		Sewer Surcharge Inspection	31-Aug-10
12-0202	Spec-Built Systems Inc	Annual/Renewal Inspection	07-Dec-10
		Stormwater Inspection	07-Dec-10
		Sewer Surcharge Inspection	07-Dec-10

Inspections Performed

IU #	Industry	Inspection Type	Inspection Date
12-0212	Cantare Foods Inc	Annual/Renewal Inspection	01-Jul-10
		Site Visit not elsewhere classified	30-Aug-10
		Site Visit not elsewhere classified	05-Aug-10
		Site Visit not elsewhere classified	31-Aug-10
		Site Visit not elsewhere classified	30-Mar-10
		Stormwater Inspection	01-Jul-10
		Site Visit not elsewhere classified	11-Mar-10
		Site Visit not elsewhere classified	05-May-10
		Site Visit not elsewhere classified	28-Apr-10
		Site Visit not elsewhere classified	28-Apr-10
12-0220	Circle Foods LLC	Annual/Renewal Inspection	13-Dec-10
		Stormwater Inspection	13-Dec-10
		Sewer Surcharge Inspection	13-Dec-10
12-0244	Harcon Precision Metals Inc	Initial Inspection	31-Aug-10
		Stormwater Inspection	31-Aug-10
		Sewer Surcharge Inspection	31-Aug-10
		Site Visit not elsewhere classified	01-Jul-10
13-0115	Doncasters GCE Industries	Annual/Renewal Inspection	02-Feb-10
		Site Visit not elsewhere classified	20-Apr-10
		Site Visit not elsewhere classified	13-Jan-10
13-0161	Rohr Inc dba Goodrich Aerostructures	Annual/Renewal Inspection	19-Jan-10
13-0279	Dynegy South Bay LLC	Annual/Renewal Inspection	23-Mar-10
13-0303	UT; World Oil Marketing Company	Annual/Renewal Inspection	08-Dec-10
13-0447	UT; Chevron Environmental Management Company	Annual/Renewal Inspection	26-Jul-10
		Site Visit not elsewhere classified	07-Oct-10
13-0454	UT; Buy-Rite Gas	Annual/Renewal Inspection	10-Dec-10
13-0466	UT; Ami Adini & Associates Inc	Initial Inspection	23-Sep-10
		Site Visit not elsewhere classified	21-Oct-10
		Site Visit not elsewhere classified	29-Sep-10
13-0470	UT; Otay Water District	Initial Inspection	10-Sep-10
		Site Visit not elsewhere classified	08-Sep-10
14-0034	Hotel Del Coronado	Annual/Renewal Inspection	12-Jan-10
16-0033	Garvin Industries	Annual/Renewal Inspection	09-Feb-10
16-0209	Chromalloy San Diego	Annual/Renewal Inspection	18-Aug-10
16-0343	Vision Systems Inc	Annual/Renewal Inspection	10-Aug-10
		Site Visit not elsewhere classified	28-Apr-10
16-0348	Veridiam Inc	Site Visit not elsewhere classified	26-Feb-10
		Annual/Renewal Inspection	07-Dec-10
16-0520	GKN Aerospace Chem-tronics Inc	Annual/Renewal Inspection	23-Apr-10
16-0529	Triumph Fabrications - San Diego	Annual/Renewal Inspection	26-May-10
16-0727	UT; Thrifty Oil Company # 420	Annual/Renewal Inspection	19-Nov-10
16-0737	UT; Ledcor Construction Inc	Annual/Renewal Inspection	02-Aug-10
		Inactivation Request - Site Visit	19-Nov-10
17-0013	UT; Thrifty Oil Company # 416	Annual/Renewal Inspection	03-Aug-10
18-0170	Equality Plating Company	Annual/Renewal Inspection	10-May-10
		Site Visit not elsewhere classified	29-Apr-10
19-0282	Prochem Specialty Products	Annual/Renewal Inspection	07-Jul-10
		Site Visit not elsewhere classified	29-Apr-10
		Site Visit not elsewhere classified	05-Aug-10
19-0313	UT; Thrifty Oil Company # 110	Annual/Renewal Inspection	01-Jul-10

Inspections Performed

IU #	Industry	Inspection Type	Inspection Date
20-0043	Hallmark Circuits Inc	Annual/Renewal Inspection	19-Oct-10
20-0108	Valley Metals	Annual/Renewal Inspection	16-Feb-10
20-0109	L & T Precision Sheet Metal	Annual/Renewal Inspection	18-Mar-10
20-0122	K-Tube Corporation	Annual/Renewal Inspection	14-Sep-10
21-0248	Creative Metal Industries	Site Visit not elsewhere classified	28-Apr-10
21-0252	Compucraft Industries Inc	Annual/Renewal Inspection	16-Apr-10
21-0302	UT; Thrifty Oil Company # 113	Initial Inspection	07-Jul-10
22-0039	Culligan Water Company of San Diego Inc	Annual/Renewal Inspection	14-Oct-10
33-0044	Molecular Metallurgy Inc	Annual/Renewal Inspection	19-Aug-10
34-0070	Golden State Metal Finishing	Annual/Renewal Inspection	10-May-10
34-0086	UT; Charles King Company	Inactivation Request - Site Visit	06-May-10
		Site Visit not elsewhere classified	12-Feb-10
36-0001	Otay Mesa Energy Center LLC	Annual/Renewal Inspection	02-Jul-10

Active Non-SIU Permits, Treatment Plant 1

Report run on: January 14, 2011 4:10 PM

Class	Facility	Permit	Name	Address	City	Zip
2	02-0033	02-A	Salk Institute for Biological Studies	10010 N Torrey Pines Rd	San Diego	92037
	02-0040	03-A	Scripps Memorial Hospital	9888 Genesee Av	La Jolla	92037
	02-0043	04-A	Sanford-Burnham Medical Research Institute	10901 N Torrey Pines Rd	San Diego	92037
	02-0059	03-A	General Atomics	3550 General Atomics Ct	San Diego	92121
	02-0313	03-A	Quidel Corporation	10165 Mc Kellar Ct	San Diego	92121
	02-0429	02-B	FedEx Freight West	5550 Eastgate MI	San Diego	92121
	02-0434	03-A	Advanced BioHealing	10933 N Torrey Pines Rd Suite 200	La Jolla	92037
	02-0439	00-A	Purified Proteins Inc	3443 Tripp Ct	San Diego	92121
	02-0441	04-A	Agilent Technologies	11011 N Torrey Pines Rd	La Jolla	92037
	02-0453	04-A	aTyr Pharma	3565 General Atomics Ct Suite 102	San Diego	92121
	02-0501	04-A	EMD Biosciences Inc	10394 Pacific Center Ct	San Diego	92121
	02-0510	03-A	Tanabe Research Laboratories	4540 Towne Centre Ct	San Diego	92121
	02-0512	01-A	Neurosciences Research Foundation Inc	10640 John Jay Hopkins Dr	San Diego	92121
	02-0553	02-A	BD Biosciences	10995 Torreyana Rd	San Diego	92121
	02-0571	01-A	Nautilus Environmental LLC	5550 Morehouse Dr Suite 150	San Diego	92121
	02-0574	00-A	Integrated Microwave	11353 Sorrento Valley Rd	San Diego	92121
	02-0584	03-A	Cell Genesys	11075 Roselle St	San Diego	92121
	02-0588	03-A	Cell Genesys	11055 Roselle St	San Diego	92121
	02-0595	02-A	San Diego Reference Laboratory	6122 Nancy Ridge Dr	San Diego	92121
	02-0603	02-A	Bioserv Corporation	5340 Eastgate MI	San Diego	92121
	02-0630	04-A	Vertex Pharmaceuticals San Diego LLC	11010 Torreyana Rd	San Diego	92121
	02-0636	04-A	Accumetrics Inc	3985 Sorrento Valley Bl Suite B	San Diego	92121
	02-0641	03-A	Johnson & Johnson Pharmaceutical R&D	3210 Merryfield Rw	San Diego	92121
	02-0650	02-A	Helicon Therapeutics	7473 Lusk Bl	San Diego	92121
	02-0707	03-A	Acadia Pharmaceuticals Inc	3911 Sorrento Valley Bl	San Diego	92121
	02-0715	03-A	The Scripps Research Institute	3545 Cray Ct	La Jolla	92037
	02-0721	02-A	Arena Pharmaceuticals Inc	6166 Nancy Ridge Dr	San Diego	92121
	02-0722	06-A	SanGart Inc	6175 Lusk Bl	San Diego	92121
	02-0729	02-A	Scripps Green Hospital and Clinic	10666 N Torrey Pines Rd	La Jolla	92037
	02-0730	03-A	The Scripps Research Institute	10466 N Torrey Pines Rd	La Jolla	92037
	02-0744	03-A	The Scripps Research Institute	3050 Science Park Rd	La Jolla	92037
	02-0752	02-A	Novartis Institute for Functional Genomics dba GNI	10675 John Jay Hopkins Dr	San Diego	92121
	02-0756	02-A	Pfizer La Jolla Laboratories	10777 Science Center Dr	San Diego	92121
	02-0764	05-A	Amylin Pharmaceuticals Inc	4570 Executive Dr Suite	San Diego	92121
	02-0776	02-A	BD Biosciences	11077 N Torrey Pines Rd	La Jolla	92037
	02-0779	03-A	Sunstate Equipment Company	5590 Eastgate MI	San Diego	92121
	02-0795	02-A	Trius Therapeutics	6310 Nancy Ridge Dr Suite 105	San Diego	92121

Active Non-SIU Permits, Treatment Plant 1

Report run on: January 14, 2011 4:10 PM

Class	Facility	Permit	Name	Address	City	Zip
2	02-0803	02-A	The Scripps Research Institute	3528 General Atomics Ct	San Diego	92121
	02-0810	02-A	Charles River Laboratory Transgenic Services	10792 Roselle St	San Diego	92121
	02-0812	01-A	ActivX Biosciences Inc	11025 N Torrey Pines Rd Suite 120	La Jolla	92037
	02-0827	01-A	Sequenom Inc	3595 John Hopkins Ct	San Diego	92121
	02-0860	02-A	Takeda San Diego Inc	10410 Science Center Dr	San Diego	92121
	02-0861	02-A	Illumina Inc	9885 Towne Centre Dr	San Diego	92121
	02-0863	02-A	The Scripps Research Institute	3215 Merryfield Rw	San Diego	92121
	02-0868	02-A	Genomatica Inc	10520 Wateridge Cr	San Diego	92121
	02-0869	01-A	Ceregene Inc	9381 Judicial Dr Suite 130	San Diego	92121
	02-0880	02-A	Vical Inc	10390 Pacific Center Ct	San Diego	92121
	02-0882	02-A	Signal Pharmaceuticals	4550 Towne Centre Ct	San Diego	92121
	02-0883	01-A	Nereus Pharmaceuticals Inc	10480 Wateridge Cr	San Diego	92121
	02-0884	01-A	Sequenom Inc	11100 Roselle St	San Diego	92121
	02-0889	01-A	Molecular Diagnostic Services	4204 Sorrento Valley Bl Suite G	San Diego	92121
	02-0892	01-A	Althea Technologies Inc	11040 Roselle St	San Diego	92121
	02-0939	01-A	Biocept Inc	5810 Nancy Ridge Dr Suite 200	San Diego	92121
	02-0950	02-A	Mpex Pharmaceuticals Inc	11535 Sorrento Valley Rd Suite 401	San Diego	92121
	02-0957	01-A	The Burnham Institute for Medical Research	3010 Science Park Rd	San Diego	92121
	02-0972	01-A	SDG&E Environmental Lab	6555 Nancy Ridge Dr Suite 300	San Diego	92121
	02-0977	01-A	Ambrx Inc	10975 N Torrey Pines Rd	San Diego	92037
	02-1011	01-A	Veterinary Specialty Hospital	10435 Sorrento Valley Rd	San Diego	92121
	02-1013	01-A	Senomyx Inc	4767 Nexus Center Dr	San Diego	92121
	02-1016	01-A	Pacific Membranes	3956 Sorrento Valley Bl Suite 600	San Diego	92121
	02-1043	01-A	Braincells Inc - Second Floor	3565 General Atomics Ct Suite 200	San Diego	92121
	02-1058	01-A	Strategic Enzyme Applications	10420 Wateridge Cr Suite 100	San Diego	92121
	03-0077	03-A	Miramar Truck Sales Inc	6066 Miramar Rd	San Diego	92121
	03-0254	02-A	SDCCD; Miramar College	10440 Black Mountain Rd	San Diego	92126
	03-0293	02-A	Hertz Equipment Rental	8014 Miramar Rd	San Diego	92126
	03-0347	03-A	Sungear	8535 Arjons Dr Suite G	San Diego	92126
	03-0488	02-A	GenBio	15222 Avenue of Science Suite A	San Diego	92128
	03-0530	01-A	Valley Crest Landscape Inc	8450 Miramar Pl	San Diego	92121
	03-0535	03-A	Hazard Construction Company	6465 Marindustry Pl	San Diego	92121
	03-0738	01-A	Scripps Laboratories	6838 Flanders Dr	San Diego	92121
	03-0752	02-A	Inova Diagnostics Inc	9900 Old Grove Rd	San Diego	92131
	03-0777	02-B	Gen-Probe Inc	10210 Genetic Center Dr	San Diego	92121
	03-0780	03-A	Miramar Bobcat Inc	9370 Miramar Rd	San Diego	92126
	03-0801	02-A	SMS Technologies Inc	9877 Waples St	San Diego	92121

Active Non-SIU Permits, Treatment Plant 1

Report run on: January 14, 2011 4:10 PM

Class	Facility	Permit	Name	Address	City	Zip
2	03-0808	01-A	Detail Work Inc	9210 Dowdy Dr Suite H	San Diego	92126
	03-0934	02-A	Diamond Environmental	9174 Rehco Rd	San Diego	92121
	03-0935	03-A	Catalent Pharma Solutions	9250 Trade Pl	San Diego	92126
	03-0954	03-A	Rush Truck Center	8464 Miramar Rd	San Diego	92126
	03-0965	02-A	Advanced Applied Adhesives Inc	10080 Willow Creek Rd	San Diego	92131
	03-0993	01-A	City;Environmental Services Dept	8353 Miramar Pl	San Diego	92121
	03-1024	01-B	NeoMPS	9395 Cabot Dr	San Diego	92126
	03-1031	01-A	Quantum Group Inc	7737 Kenamar Ct	San Diego	92121
	03-1035	01-A	TriLink BioTechnologies Inc	9955 Mesa Rim Rd	San Diego	92121
	03-1060	01-A	Combi-Blocks Inc	7949 Silverton Av Suite 915	San Diego	92126
	03-1070	02-A	Johnson Matthey Medical Products	12205 World Trade Dr	San Diego	92128
	03-1081	01-A	Biosite Inc	9975 Summers Ridge Rd	San Diego	92121
	03-1190	01-A	Peregrine Semiconductor	9380 Carroll Park Dr	San Diego	92121
	04-0002	03-A	VA San Diego Healthcare System	3350 La Jolla Village Dr #138	San Diego	92161
	04-0005	03-A	Bud's Radiator Service	7464 Draper Av	La Jolla	92037
	04-0016	04-A	Sea World San Diego	500 Sea World Dr	San Diego	92109
	04-0196	01-B	Mission Bay Aquatic Center	1001 Santa Clara Pl	San Diego	92109
	04-0211	02-A	UCSD Scripps Institution of Oceanography	8602 La Jolla Shores Dr	La Jolla	92093
	04-0253	01-A	Driscoll Mission Bay	1500 Quivira Wy	San Diego	92109
	05-0011	01-A	Arrowhead Mountain Spring Water Company	8025 Engineer Rd	San Diego	92111
	05-0013	02-A	University of San Diego	5998 Alcalá Park	San Diego	92110
	05-0015	05-A	The San Diego Union-Tribune LLC	350 Camino de la Reina	San Diego	92108
	05-0035	02-B	Children's Hospital and Health Center	3020 Children's Wy	San Diego	92123
	05-0039	02-A	Sharp Memorial Hospital	7901 Frost St	San Diego	92123
	05-0064	04-B	The Pepsi Bottling Group of San Diego	7995 Armour St	San Diego	92111
	05-0100	03-A	Frazee Industries	6625 Miramar Rd	San Diego	92121
	05-0111	02-A	City;Equipment Division - Rose Canyon	3775 Morena Bl	San Diego	92117
	05-0120	02-A	Sharp Pathology Laboratory	5325 Metro St	San Diego	92110
	05-0384	02-A	San Diego Transit Corporation	4630 Ruffner St	San Diego	92111
	05-0446	01-A	SDCCD; Mesa College	7250 Mesa College Dr	San Diego	92111
	05-0467	03-A	Caltrans	7177 Opportunity Rd	San Diego	92111
	05-0513	03-A	San Diego Gas & Electric Company	4848 Santa Fe St	San Diego	92109
	05-0533	02-A	Kearny Mesa Acura & Jaguar/Aston Martin of SD	5202 Kearny Mesa Rd	San Diego	92111
	05-0656	04-A	SDUSD; San Diego Unified School District	4710 Cardin St	San Diego	92111
	05-0669	03-A	San Diego Gas & Electric Company	6875 Consolidated Wy	San Diego	92121
	05-0689	02-A	Kenyon Machine Inc	5002 Santa Fe St Suite E	San Diego	92109
	05-0750	01-A	AntiCancer Inc	7917 Ostrow St	San Diego	92111

Active Non-SIU Permits, Treatment Plant 1

Report run on: January 14, 2011 4:10 PM

Class	Facility	Permit	Name	Address	City	Zip
2	05-0809	03-B	MM San Diego LLC - Miramar	5244 Convoy St	San Diego	92111
	05-1052	01-A	Biogen Idec Inc	5200 Research Pl	San Diego	92122
	05-1067	01-A	Mercedes Benz of San Diego	4750 Kearny Mesa Rd	San Diego	92111
	05-1098	01-A	California Army National Guard; San Diego FMS # 17	3171 Armstrong St	San Diego	92111
	06-0013	02-A	Solar Turbines Inc	4200 Ruffin Rd	San Diego	92123
	06-0052	02-A	Merry X-Ray Chemical Corporation	4444 Viewridge Av	San Diego	92123
	06-0071	03-A	City;Fire & Rescue Services Repair Fac	3870 Kearny Villa Rd	San Diego	92123
	06-0238	04-A	Sorrento Electronics Inc	4949 Greencraig Ln	San Diego	92123
	06-0268	03-A	San Diego Gas & Electric Company	5488 Overland Av	San Diego	92123
	06-0275	03-A	EnviroMatrix Analytical Inc	4340 Viewridge Av Suite A	San Diego	92123
	06-0334	02-A	San Diego County Animal Disease Diagnostic Lab	5570 Overland Av Suite 102	San Diego	92123
	06-0344	01-A	United Rentals	5580 Kearny Villa Rd	San Diego	92123
	06-0405	04-A	CP Kelco	8225 Aero Dr	San Diego	92123
	06-0430	03-A	San Diego X-Ray Inc	9127 Chesapeake Dr	San Diego	92123
	06-0498	01-B	Maxwell Electronics Component	9244 Balboa Av	San Diego	92123
	06-0519	02-A	VAS Engineering	4750 Viewridge Av	San Diego	92123
	06-0533	01-A	Hi Tech Honeycomb	9355 Ruffin Ct	San Diego	92123
	06-0569	01-A	Water Works Inc	5490 Complex St Suite 602	San Diego	92123
	07-0001	03-A	City;Alvarado Treatment Plant	5540 Kiowa Dr	La Mesa	91941
	07-0011	04-A	Kaiser Foundation Hospital	4647 Zion Av	San Diego	92120
	07-0152	02-A	BJ's Rentals Inc	7585 Mission Gorge Rd	San Diego	92120
	07-0170	04-A	UT; ConocoPhillips	7121 Park Ridge Bl	San Diego	92120
	08-0004	03-A	American Airlines	2330 Stillwater Rd	San Diego	92101
	08-0009	05-A	USN;Naval Submarine Base	140 Sylvester Rd	San Diego	92106
	08-0016	03-A	USN;Marine Corps Recruit Depot	4600 Belleau Av Bldg 224	San Diego	92140
	08-0017	04-A	USN;Space & Naval Warfare Systems Center Pacific	53560 Hull St	San Diego	92152
	08-0229	02-A	Environmental Engineering Laboratory Inc	3538 Hancock St	San Diego	92110
	08-0247	01-A	Shelter Island Boatyard	2330 Shelter Island Dr Suite 1	San Diego	92106
	08-0290	00-A	Nielsen Beaumont Marine	2420 Shelter Island Dr	San Diego	92106
	08-0347	03-A	The Strip Shop	4015 La Salle St	San Diego	92110
	08-0358	01-A	San Diego County Public Health Lab	3851 Rosecrans St	San Diego	92110
	08-0385	01-A	San Diego County Regional Airport Authority	3225 N Harbor Dr	San Diego	92101
	08-0386	04-A	United Launch Alliance	4297 Pacific Hy	San Diego	92101
	08-0390	02-A	Aircraft Service International	2340 Stillwater Rd	San Diego	92101
	08-0490	03-A	USN;Naval Amphib Base Coronado	3420 Guadalcanal Rd Bldg 104	San Diego	92155

Active Non-SIU Permits, Treatment Plant 1

Report run on: January 14, 2011 4:10 PM

Class	Facility	Permit	Name	Address	City	Zip
2	08-0494	02-A	BJ's Rentals Inc	3959 Pacific Hy	San Diego	92110
	08-0525	01-A	City;MWWD EMTS Lab at NTC	2392 Kincaid Rd	San Diego	92101
	08-0565	01-B	UT; City of San Diego General Services Dept	3700 Witherby St	San Diego	92110
	09-0009	03-B	USN;Naval Medical Center San Diego	34800 Bob Wilson Dr	San Diego	92134
	09-0012	03-A	UCSD Medical Center	200 W Arbor Dr	San Diego	92103
	09-0023	04-A	Solar Turbines Inc	2200 Pacific Hy	San Diego	92101
	09-0041	02-A	SDCCD; City College	1313 Park Bl	San Diego	92101
	09-0048	01-A	Zoological Society of San Diego	2920 Zoo Dr	San Diego	92101
	09-0052	01-A	Sharp Rees-Stealy Medical Group	2001 4th Av	San Diego	92101
	09-0431	03-A	San Diego Gas & Electric - Metro C & O	701 33rd St	San Diego	92102
	09-0607	02-A	City;Police Department Headquarters	1401 Broadway	San Diego	92101
	09-0825	02-A	Scripps Mercy Hospital	4077 5th Av	San Diego	92103
	10-0002	02-A	Alvarado Hospital Medical Center	6655 Alvarado Rd	San Diego	92120
	10-0023	03-A	San Diego State University	5500 Campanile Dr	San Diego	92182
	10-0058	01-A	City;Equipment Division - Chollas	2740 Caminito Chollas	San Diego	92105
	10-0239	03-A	Dion International Trucks Inc	5255 Federal Bl	San Diego	92105
	10-0272	03-A	E & E Industries Inc	4931 Market St	San Diego	92102
	10-0384	03-A	Decisive Testing Inc	4735 Myrtle Av	San Diego	92105
	10-0456	02-A	First Student	4902 Market St	San Diego	92102
	10-0469	01-A	Villa View Community Hospital	5550 University Av	San Diego	92105
	10-0474	04-B	UT; ARCADIS US Inc	6098 University Av	San Diego	92115
	10-0499	02-A	UT; BBC Environmental Inc	Various (Metro Area)	San Diego	92116
	11-0040	02-A	San Diego Trolley Inc	1535 Newton Av	San Diego	92113
	11-0086	03-B	San Diego Transit Corporation	100 16th St	San Diego	92102
	11-0181	04-A	Cool Radiator	3362 National Av	San Diego	92113
	11-0217	03-A	BAE System San Diego Ship Repair	2205 E Belt St	San Diego	92113
	11-0229	04-A	Carlson and Beauloye Machine Shop	2141 Newton Av	San Diego	92113
	11-0261	03-A	Sundance Stage Lines	3762 Main St	San Diego	92113
	11-0269	02-A	Pacific Ship Repair & Fabrication Inc	1625 Rigel St	San Diego	92113
	11-0284	04-A	Arco San Diego Terminal	2295 Harbor Dr	San Diego	92113
	11-0301	02-A	IMS Recycling Services	2731 Newton Av	San Diego	92113
	11-0352	03-A	Ace Radiator	1836 National Av	San Diego	92113
	11-0379	02-A	The Jankovich Company	961 E Harbor Dr	San Diego	92101
	11-0399	03-A	Lupe's Radiator Shop	2660 Imperial Av Suite B	San Diego	92102
	11-0404	02-A	Burlington Northern & Santa Fe Railway	1342 Cesar E Chavez Py	San Diego	92113
	11-0412	03-A	Sloan Electric Company	3520 Main St	San Diego	92113
	11-0417	03-A	Northrop Grumman SB Continental Maritime	1995 Bay Front St	San Diego	92113

Active Non-SIU Permits, Treatment Plant 1

Report run on: January 14, 2011 4:10 PM

Class	Facility	Permit	Name	Address	City	Zip
2	11-0433	02-A	Universal Radiator & Automotive Inc	2005 Imperial Av	San Diego	92102
	11-0435	03-A	Deca Forklift Inc	3596 Dalbergia St	San Diego	92113
	12-0024	02-A	US Border Patrol	3752 Beyer Bl	San Diego	92173
	12-0140	01-A	Kaiser Foundation Health Plan	4652 Palm Av	San Diego	92154
	12-0143	02-A	Adesa San Diego	2175 Cactus Rd	San Diego	92154
	12-0145	03-A	Larkspur Energy	9355 Otay Mesa Rd	San Diego	92154
	12-0177	01-A	Truck Net LLC	8490 Avenida De La Fuente	San Diego	92154
	13-0007	02-A	Clarkson Lab & Supply Inc	350 Trousdale Dr	Chula Vista	91910
	13-0008	04-A	Sharp Chula Vista Medical Center	751 Medical Center Ct	Chula Vista	91911
	13-0016	05-A	Prudential Overall Supply	740 F St	Chula Vista	91910
	13-0040	03-A	Southwestern College	900 Otay Lakes Rd	Chula Vista	91910
	13-0057	03-A	Scripps Memorial Hospital Chula Vista	435 H St	Chula Vista	91910
	13-0063	03-A	Quality Lift Trucks	115 N Glover Av	Chula Vista	91910
	13-0159	03-A	SOS Metals San Diego	635 Anita St	Chula Vista	91911
	13-0278	03-A	Allied Waste Systems dba Allied Waste Services SD	881 Energy Wy	Chula Vista	91911
	13-0315	04-A	UT; CalClean Inc	605 3rd Av	Chula Vista	91910
	13-0316	02-A	Fuller Ford	560 Auto Park Dr	Chula Vista	91911
	13-0327	02-A	Dresser-Rand	1675 Brandywine Av Suite E&F	Chula Vista	91911
	13-0399	02-A	Veolia Transportation	3650A Main St	Chula Vista	91911
	13-0405	01-A	Zepeda's Radiator Repair	801 Broadway	Chula Vista	91911
	14-0002	02-A	Sharp Coronado Hospital	250 Prospect Pl	Coronado	92118
	16-0024	03-A	Decco Castings Inc	1596 Pioneer Wy	El Cajon	92020
	16-0270	03-A	Grossmont College	8800 Grossmont College Dr	El Cajon	92020
	16-0281	02-A	Elmer Sweetwood & Sons Inc	151 S Sunshine Av	El Cajon	92020
	16-0335	01-A	Autohaus Stebel Inc	885 E Washington Av	El Cajon	92020
	16-0382	01-A	Cummins Cal Pacific LLC	310 N Johnson Av	El Cajon	92020
	16-0405	01-C	Waste Management	1001 W Bradley Av	El Cajon	92020
	16-0565	06-A	UT; Thrifty Oil Company # 043	1092 E Washington Av	El Cajon	92020
	16-0574	05-A	UT; Thrifty Oil Company # 421	900 E Broadway	El Cajon	92020
	16-0610	02-A	Emberton's Machine and Tool Inc	1215 Pioneer Wy	El Cajon	92020
	16-0632	04-A	UT; Thrifty Oil Company # 042	700 Avocado Av	El Cajon	92020
	16-0651	01-A	Thunderbird Products	1148 N Marshall Av	El Cajon	92020
	16-0714	04-A	UT; Hargrave Environmental Consulting	1977 N Marshall Av	El Cajon	92020
	16-0725	03-A	UT; Thrifty Oil Company # 098	978 N Cuyamaca St	El Cajon	92020
	16-0726	02-A	UT; Thrifty Oil Company # 120	489 W Main St	El Cajon	92020
	18-0010	02-A	Grossmont Hospital	5555 Grossmont Center Dr	La Mesa	91942

Active Non-SIU Permits, Treatment Plant 1

Report run on: January 14, 2011 4:10 PM

Class	Facility	Permit	Name	Address	City	Zip
2	18-0040	02-A	Grossmont Union High School District	1100 Murray Dr	El Cajon	92020
	18-0184	02-A	City of La Mesa Operations Center	8152 Commercial St	La Mesa	91942
	18-0195	02-A	UT; Thrifty Oil Company #121	9600 Murray Dr	La Mesa	91942
	19-0001	03-A	Ron Baker Chevrolet Isuzu	2301 National City Bl	National City	91950
	19-0013	03-A	Dean's West Coast Radiator Company	105 W 18th St	National City	91950
	19-0024	04-A	Paradise Valley Hospital	2400 E 4th St	National City	91950
	19-0032	03-A	Pepper Oil Company Inc	2300 Tidelands Av	National City	91950
	19-0045	04-A	San Diego Wood Preserving Company	2010 Haffly Av	National City	91950
	19-0110	03-A	Southland Clutch Inc	101 E 18th St	National City	91950
	19-0143	02-A	Costco Wholesale Industries	1001 W 19th St	National City	91950
	19-0173	02-A	Dixieline Lumber Company dba Probuild	1400 W 28th St	National City	91950
	19-0206	02-A	Frank Toyota	2400 National City Bl	National City	91950
	19-0214	03-A	San Diego Auto Detail	110 W 11th St	National City	91950
	19-0318	01-A	Innovative Cutting Design Corp	1805 Cleveland Av	National City	91950
	19-0327	02-A	UT; Thrifty Oil Company # 105	1606 E Plaza Bl	National City	91950
	19-0348	02-A	UT; H K Sweetwater Partnership	3009 Highland Av	National City	91950
	20-0002	03-A	Palomar Pomerado Health	15615 Pomerado Rd	Poway	92064
	20-0033	01-A	Toray Membranes USA Inc	13435 Danielson St	Poway	92064
	20-0041	02-A	One Stop Equipment	12270 Oak Knoll Rd	Poway	92064
	20-0112	03-A	BJ's Rentals Inc	13044 Poway Rd	Poway	92064
	20-0145	02-A	Southwest Imaging Inc	13670 Danielson St Suite C	Poway	92064
	20-0208	01-A	Alfa Scientific Designs Inc	13200 Gregg St	Poway	92064
	20-0228	05-A	UT; ConocoPhillips 76 Station #2971	14147 Twin Peaks Rd	Poway	92064
	20-0238	01-A	UT; ConocoPhillips	12906 Pomerado Rd	Poway	92064
	21-0078	02-A	TC Construction Company Inc	10510 Prospect Av	Santee	92071
	21-0092	03-A	Kirk's Radiator & Auto AC Inc	1754 N Magnolia Av	El Cajon	92020
	21-0151	01-A	Padre Dam Municipal Water District	12001 N Fanita Py	Santee	92071
	21-0175	04-A	Eskimo Radiator & Air Conditioning Repair	121 E Bradley Av	El Cajon	92020
	21-0184	03-A	Scantibodies Laboratory Inc	9336 Abraham Wy	Santee	92071
	21-0299	01-A	California Water Jet	10135 Prospect Av	Santee	92071
	21-0303	02-A	UT; Thrifty Oil Company # 106	9811 Mission Gorge Rd	Santee	92071
	21-0307	01-A	UT; Ami Adini & Associates	9605 Carlton Hills Bl	Santee	92071
	22-0007	03-A	EW Truck & Equipment	6336 Federal Bl	San Diego	92114
	22-0036	02-A	Bob Baker Toyota of Lemon Grove	6800 Federal Bl	Lemon Grove	91945
	22-0057	05-A	UT; ARCO	7988 Broadway	Lemon Grove	91945
	22-0068	04-A	UT; Atlantic Richfield Company	8001 Broadway	Lemon Grove	91945
	22-0074	02-A	UT; Moller Investment Group Inc	7505 Broadway	Lemon Grove	91945

Active Non-SIU Permits, Treatment Plant 1

Report run on: January 14, 2011 4:10 PM

Class	Facility	Permit	Name	Address	City	Zip
2	33-0002	01-A	Lakeside Equipment Sales and Rentals	11925 Woodside Av	Lakeside	92040
	33-0011	02-A	Lakeside Radiator & Auto	9764 Los Coches Rd	Lakeside	92040
	33-0013	02-A	Lakeside Muffler and Welding	12461 Woodside Av	Lakeside	92040
	33-0026	01-A	Hawthorne Rent-It Service	12329 Mapleview St	Lakeside	92040
	33-0038	04-A	UT; EnviroApplications Incorporated	12060 Woodside Av	Lakeside	92040
	34-0028	01-A	Bravo's Engine Rebuilders	9450 Jamacha Bl Suite C	Spring Valley	91977
	34-0037	02-A	Asmar's Engine Cleaning	8621 Troy St	Spring Valley	91977
	34-0052	02-A	County of San Diego	11970 Singer Ln	Spring Valley	91978
	34-0081	03-A	UT; Valero California Retail Company	9932 Campo Rd	Spring Valley	91977
	35-0002	02-A	Hale Auto	8455 Winter Gardens Bl	Lakeside	92040
	35-0031	03-A	UT; Thrifty Oil Company # 095	7908 Winter Gardens Bl	El Cajon	92021
267						
3	02-0527	03-A	Penhall Company	5775 Eastgate Dr	San Diego	92121
	03-0236	01-A	Pioneer Centres of San Diego	9020 Miramar Rd	San Diego	92126
	03-0332	03-A	TORVAC Division of Darling International	8096 Miramar Rd	San Diego	92126
	03-0712	02-A	United States Postal Service	11251 Rancho Carmel Dr Suite 351	San Diego	92199
	03-0768	01-A	Culligan Water Company	7575 Carroll Rd	San Diego	92121
	03-1139	04-A	UT; Traylor/Shea Joint Venture	12298 Alemania Rd	San Diego	92129
	03-1176	01-A	Ballast Point Brewing	10051 Old Grove Rd Suite B	San Diego	92131
	03-1194	01-A	JDZ Inc dba AleSmith Brewing Company	9368 Cabot Dr	San Diego	92126
	04-0435	02-A	UT; Ralston Real Estate Company	7817 Ivanhoe Av	San Diego	92037
	04-0451	02-A	UT; Sea World San Diego	500 Sea World Dr	San Diego	92109
	05-0036	02-A	Clairemont Car Wash	3030 Clairemont Dr	San Diego	92117
	05-0771	01-A	G & M Oil Company	3860 Kearny Mesa Rd	San Diego	92111
	05-1153	01-A	Laguna Mountain Environmental Inc	3775 Morena Bl	San Diego	92117
	06-0494	01-A	G & M Oil Company Inc	8110 Balboa Av	San Diego	92111
	06-0515	02-A	HQ 63D Regional Support Command	2400 Admiral Baker Rd	San Diego	92120
	06-0592	01-A	Johnson's Catering	9341 Ruffin Ct	San Diego	92123
	07-0094	01-A	New West Petroleum / Exxon # 1026	8815 Lake Murray Bl	San Diego	92119
	08-0059	02-A	Genie Car Wash	3949 W Point Loma Bl	San Diego	92110
	08-0304	02-A	US Coast Guard	2710 N Harbor Dr	San Diego	92101
	08-0398	01-A	Hertz Rent-A-Car	3202 N Harbor Dr	San Diego	92101
	10-0386	01-A	Genie Car Wash and Oil Change	5985 University Av	San Diego	92115
	11-0041	02-A	San Diego Unified Port District	Foot of Crosby St	San Diego	92101
	11-0147	02-A	Moody's Lunch Service Inc	4637 Market St	San Diego	92102
	11-0241	02-A	UT; St Vincent De Paul Village	1501 Imperial Av	San Diego	92101
	11-0251	03-A	Chesapeake Fish Company	535 Harbor Ln	San Diego	92101

Active Non-SIU Permits, Treatment Plant 1

Report run on: January 14, 2011 4:10 PM

<i>Class</i>	<i>Facility</i>	<i>Permit</i>	<i>Name</i>	<i>Address</i>	<i>City</i>	<i>Zip</i>
3	11-0447	02-A	Aqua Aire USA	3561 Dalbergia St	San Diego	92113
	11-0453	01-A	Trolley Auto Parts	2966 Commercial St	San Diego	92113
	12-0065	03-A	Emerald Textiles LLC	1725 Dornoch Ct	San Diego	92154
	13-0095	01-A	Otay Valley Shell	4555 Main St	Chula Vista	92012
	13-0283	03-B	United Parcel Service	2300 Boswell Ct	Chula Vista	91913
	13-0298	03-A	Chula Vista Energy Center LLC	3497 Main St	Chula Vista	91911
	13-0439	01-A	Toyota Chula Vista	650 Main St	Chula Vista	91911
	19-0115	04-A	Mossy Nissan National City	2700 National City Bl	National City	91950
33						
300						

Active Groundwater Permits, Treatment Plant 1

Report run on: January 14, 2011 4:09 PM

Class	Facility	Permit	Name	Address	City	Zip
2	05-1081	03-A	UT; ExxonMobil Oil Corporation	3861 Governor Dr	San Diego	92122
	06-0595	02-A	UT; Frey Environmental Inc	5345 Overland Av	San Diego	92123
	07-0170	04-A	UT; ConocoPhillips	7121 Park Ridge Bl	San Diego	92120
	07-0171	02-A	UT; Thrifty Oil Company # 419	8787 Lake Murray Bl	San Diego	92119
	07-0179	01-A	UT; Whillock Contracting, Inc.	6702 Wandermere Dr	San Diego	92120
	08-0008	05-A	UT; USN FISC Point Loma Fuel Annex	199 Rosecrans St	San Diego	92106
	08-0565	01-B	UT; City of San Diego General Services Dept	3700 Witherby St	San Diego	92110
	09-0943	01-A	UT; CalClean, Inc.	3860 Old Town Av	San Diego	92110
	09-0947	01-A	UT; Western Foundations & Shoring Inc	2200 Pacific Hy	San Diego	92186
	10-0474	04-B	UT; ARCADIS US Inc	6098 University Av	San Diego	92115
	10-0499	02-A	UT; BBC Environmental Inc	Various (Metro Area)	San Diego	92116
	11-0526	01-A	UT; Thrifty Oil Company # 096	2502 Imperial Av	San Diego	92102
	13-0303	03-A	UT; World Oil Marketing Company	685 H St	Chula Vista	91910
	13-0315	04-A	UT; CalClean Inc	605 3rd Av	Chula Vista	91910
	13-0447	02-A	UT; Chevron Environmental Management Compan	903 Broadway	Chula Vista	91911
	13-0454	01-A	UT; Buy-Rite Gas	1330 3rd Av	Chula Vista	91911
	13-0466	01-A	UT; Ami Adini & Associates Inc	77 Broadway	Chula Vista	91910
	16-0565	06-A	UT; Thrifty Oil Company # 043	1092 E Washington Av	El Cajon	92020
	16-0574	05-A	UT; Thrifty Oil Company # 421	900 E Broadway	El Cajon	92020
	16-0632	04-A	UT; Thrifty Oil Company # 042	700 Avocado Av	El Cajon	92020
	16-0714	04-A	UT; Hargrave Environmental Consulting	1977 N Marshall Av	El Cajon	92020
	16-0725	03-A	UT; Thrifty Oil Company # 098	978 N Cuyamaca St	El Cajon	92020
	16-0726	02-A	UT; Thrifty Oil Company # 120	489 W Main St	El Cajon	92020
	16-0727	03-A	UT; Thrifty Oil Company # 420	398 El Cajon Bl	El Cajon	92020
	17-0013	01-A	UT; Thrifty Oil Company # 416	1185 Palm Av	Imperial Beach	91932
	18-0195	02-A	UT; Thrifty Oil Company #121	9600 Murray Dr	La Mesa	91942
	19-0313	01-A	UT; Thrifty Oil Company # 110	1139 Harbison Av	National City	91950
	19-0327	02-A	UT; Thrifty Oil Company # 105	1606 E Plaza Bl	National City	91950
	19-0348	02-A	UT; H K Sweetwater Partnership	3009 Highland Av	National City	91950
	20-0228	05-A	UT; ConocoPhillips 76 Station #2971	14147 Twin Peaks Rd	Poway	92064
	20-0238	01-A	UT; ConocoPhillips	12906 Pomerado Rd	Poway	92064
	21-0302	01-A	UT; Thrifty Oil Company # 113	1525 N Magnolia Av	El Cajon	92020
	21-0303	02-A	UT; Thrifty Oil Company # 106	9811 Mission Gorge Rd	Santee	92071
	21-0307	01-A	UT; Ami Adini & Associates	9605 Carlton Hills Bl	Santee	92071
	22-0057	05-A	UT; ARCO	7988 Broadway	Lemon Grove	91945
	22-0068	04-A	UT; Atlantic Richfield Company	8001 Broadway	Lemon Grove	91945
	22-0074	02-A	UT; Moller Investment Group Inc	7505 Broadway	Lemon Grove	91945

Active Groundwater Permits, Treatment Plant 1

Report run on: January 14, 2011 4:09 PM

Class	Facility	Permit	Name	Address	City	Zip
2	33-0038	04-A	UT; EnviroApplications Incorporated	12060 Woodside Av	Lakeside	92040
	34-0081	03-A	UT; Valero California Retail Company	9932 Campo Rd	Spring Valley	91977
	35-0031	03-A	UT; Thrifty Oil Company # 095	7908 Winter Gardens Bl	El Cajon	92021
40						
3	03-1139	04-A	UT; Traylor/Shea Joint Venture	12298 Alemania Rd	San Diego	92129
	04-0435	02-A	UT; Ralston Real Estate Company	7817 Ivanhoe Av	San Diego	92037
	04-0451	02-A	UT; Sea World San Diego	500 Sea World Dr	San Diego	92109
	04-0453	01-B	UT; HPS Mechanical Inc	Perez Cove Wy	San Diego	92109
	08-0566	01-B	UT; Kiewit/Sundt a Joint Venture	Airport Terminal 2	San Diego	92101
	09-0930	02-A	UT; HPS Mechanical Inc	Taylor St & Hotel Cr	San Diego	92108
	11-0241	02-A	UT; St Vincent De Paul Village	1501 Imperial Av	San Diego	92101
	11-0534	02-A	UT; City of San Diego - Storm Water Dept	111 W Harbor Dr	San Diego	92101
8						
4	04-0380	01-A	UT; City Environmental Services	1700 Seaworld Dr	San Diego	92109
1						
49						

Trucked Waste Permits Issued Between 01-Jan-2010 and 31-Dec-2010

Report run on: February 24, 2011 5:45 PM

Class	Facility Name	Permit	Waste Type
6	25-0006 Honey Bee Septic Pumping	16-A	Domestic
	25-0017 Anytime Septic & Drain	16-A	Domestic
	25-0019 Abbott Septic	16-A	Domestic
	25-0020 A-Pot Rentals	16-A	Domestic
	25-0025 JJ Septic & Drain Service Inc	16-A	Domestic
	25-0027 Jims Apollo Septic	16-A	Domestic
	25-0033 Modern Septic Service	16-A	Domestic
	25-0037 Sludgebusters Septic Service	17-A	Domestic
	25-0040 Action Cleaning Corporation	17-A	Domestic
	25-0041 Al-Max Sanitation	17-A	Domestic
	25-0042 Atlas Pumping Service	16-A	Domestic
	25-0051 Spankys Portable Services Inc	17-A	Domestic
	25-0076 Dons Hydroblasting & Pumping	15-A	Domestic
	25-0097 Center Septic	14-A	Domestic
	25-0099 Safiro Portable Toilets	14-A	Domestic
	25-0101 United Pumping Service Inc	08-A	Domestic
	25-0106 Diamond Environmental Services LLC	14-A	Domestic
	25-0143 Pacific Tank Cleaning Services	11-A	Domestic
	25-0156 Any Hour Septic Service	11-A	Domestic
	25-0231 National Construction Rentals Inc	06-A	Domestic
	25-0248 KA & RDS Inc DBA Mr Rooter Plumbing	05-A	Domestic
	25-0268 Ocean Blue Environmental	04-A	Domestic
	25-0270 United Site Services	04-A	Domestic
	25-0279 South Bay Sandblasting & Tank Cleaning Inc	04-A	Domestic
	25-0284 A & A Best Septic Pumping	04-A	Domestic
	25-0289 JMB Sanitation	04-A	Domestic
	25-0292 East County Septic	04-A	Domestic
	25-0299 Affordable Septic	03-A	Domestic
	25-0315 Rosie's Rentals Inc	03-A	Domestic
	25-0320 Black Gold Industries	03-A	Domestic
	25-0322 Patriot Environmental Services	03-A	Domestic
	25-0327 Clyde's Septic Tank Service	02-A	Domestic
	25-0330 California Marine Cleaning	02-A	Domestic
	25-0331 So Cal Sanitation	02-A	Domestic
	25-0332 NRC Environmental Services Inc	02-A	Domestic
	25-0351 Sunrise Pumping Service	01-A	Domestic
	25-0353 Essential Support Services Inc	01-A	Domestic
	25-0359 All City Pumping	01-A	Domestic
	25-0362 Construction Protective Services	01-A	Domestic
	25-0367 Ramona Septic	01-A	Domestic
Count this Class:		40	

7	25-0004 Pacific Trans Environmental Services Inc	17-A	Other IW
	25-0008 Action Cleaning Corporation	16-A	Other IW
	25-0011 Al-Max Sanitation	17-A	Other IW
	25-0013 Continental Maritime of San Diego Inc	12-A	Other IW
	25-0015 Atlas Pumping Service	16-A	Other IW

Trucked Waste Permits Issued Between 01-Jan-2010 and 31-Dec-2010

Report run on: February 24, 2011 5:45 PM

Class	Facility Name	Permit	Waste Type
7	25-0061 Modern Septic Service	08-A	Other IW
	25-0086 United Pumping Service Inc	15-A	Other IW
	25-0107 Diamond Environmental Services LLC	14-A	Other IW
	25-0119 JJ Septic & Drain Service Inc	12-A	Other IW
	25-0128 Sludgebusters Septic Service	09-A	Other IW
	25-0144 Pacific Tank Cleaning Services	11-A	Other IW
	25-0175 Any Hour Septic Service	09-A	Other IW
	25-0192 Environmental Services of San Diego	09-A	Grease Traps
	25-0262 Downstream Services Inc	05-A	Other IW
	25-0275 Spankys Portable Services Inc	04-A	Other IW
	25-0282 South Bay Sandblasting & Tank Cleaning Inc	05-A	Other IW
	25-0288 JMB Sanitation	04-A	Other IW
	25-0294 United Site Services	04-A	Other IW
	25-0308 Hazard Construction Company	04-A	Rainwater
	25-0321 Black Gold Industries	03-A	Other IW
	25-0323 Patriot Environmental Services	03-A	Other IW
	25-0329 California Marine Cleaning	02-A	Other IW
	25-0333 NRC Environmental Services Inc	02-A	Other IW
	25-0335 West Coast Storm Inc	02-A	Other IW
	25-0337 Sturgeon & Son Inc	02-A	Other IW
25-0347 Bock Company	01-A	Other IW	
25-0352 Sunrise Pumping Service	01-A	Other IW	
25-0355 Palm Engineering Construction Co	01-A	Other IW	
25-0360 JC Environmental Company Inc	01-A	Other IW	
Count this Class:		29	
9	25-0002 AI-Max Sanitation	33-A	Grease Traps
	25-0048 Atlas Pumping Service	31-A	Other IW
		32-A	Grease Traps
	25-0049 Pacific Recovery Corporation	17-A	Condensate
	25-0105 Otay Landfill Inc	15-A	Condensate
	25-0121 JJ Septic & Drain Service Inc	12-A	Maintenance
	25-0129 Barona Casino	12-A	Sludge
	25-0130 Viejas Tribal Government	12-A	Sludge
	25-0133 Ramona MWD San Vicente WWTP	12-A	Other IW
	25-0135 Sycuan Casino	13-A	Sludge
	25-0137 Ramona Landfill Inc	11-A	Condensate
	25-0142 Lilac Enterprises - Hide Away Lake	11-A	Sludge
	25-0152 Warner Springs Ranch	11-A	Sludge
	25-0157 Oak Tree Ranch Inc	10-A	Sludge
	25-0167 Sycamore Landfill Inc	10-A	Condensate
	25-0172 Valley View Casino	11-A	Sludge
	25-0174 San Diego Zoo's Wild Animal Park	08-A	Sludge
	25-0184 California Dept of Forestry La Cima Fire Center	09-A	Sludge
	25-0187 Olivenhain Municipal Water District	06-A	Other IW
	25-0191 Environmental Services of San Diego	09-A	Grease Traps
25-0196 Action Cleaning Corporation	37-A	Other IW	

Trucked Waste Permits Issued Between 01-Jan-2010 and 31-Dec-2010

Report run on: February 24, 2011 5:45 PM

Class	Facility	Name	Permit	Waste Type
9	25-0196	Action Cleaning Corporation	38-A	Other IW
	25-0197	Golden Acorn Casino	20-A	Sludge
			21-A	Sludge
	25-0207	South Bay Water Reclamation Plant	11-A	Sludge
			12-A	Sludge
			13-A	Sludge
	25-0233	All Seasons RV Park	06-A	Sludge
	25-0236	Stone Brewing Company	08-A	Other IW
	25-0244	County of San Diego	06-A	Sludge
	25-0246	Skyline Ranch Country Club	05-A	Sludge
	25-0265	USN;Navy SERE Camp	06-A	Other Non-IW
	25-0273	Sludgebusters Septic Service	04-A	Maintenance
	25-0274	Modern Septic	04-A	Maintenance
	25-0276	Spankys Portable Services Inc	04-A	Maintenance
	25-0277	Santa Ysabel Resort & Casino	04-A	Sludge
			05-A	Sludge
	25-0283	La Posta Casino	04-A	Sludge
	25-0285	South Bay Sandblasting & Tank Cleaning	09-A	Other IW
			10-A	Other IW
			11-A	Other IW
	25-0287	Stone Brewing Company	04-A	Other IW
	25-0290	Cal Fire - Rainbow Conservation Camp	03-A	Sludge
	25-0293	Any Hour Septic Service	04-A	Maintenance
	25-0295	United Site Services	04-A	Maintenance
	25-0298	Diamond Environmental Services	04-A	Maintenance
	25-0307	Hazard Construction Company	04-A	Rainwater
	25-0311	Pauma Valley CSD	03-A	Sludge
	25-0324	Patriot Environmental Services	03-A	Other IW
	25-0325	County of San Diego DPW Julian WWTP	03-A	Sludge
	25-0328	Black Gold Industries	02-A	Maintenance
	25-0334	West Coast Storm Inc	02-A	Maintenance
	25-0338	SSI for Kinder Morgan	02-A	Other IW
	25-0343	Gas Recovery Systems LLC - San Marcos	02-A	Condensate
		San Marcos Energy LLC	03-A	Condensate
	25-0344	Gas Recovery Systems LLC - Sycamore	02-A	Condensate
	25-0346	United Pumping Service Inc	01-A	Maintenance
	25-0348	Bock Company	01-A	Other IW
	25-0349	Ramona MWD San Vicente WWTP	01-A	Other IW
	25-0350	NRC Environmental Services Inc	01-A	Other IW
	25-0354	Action Cleaning Corporation	01-A	Other IW
	25-0356	Palm Engineering Construction Co	01-A	Other IW
	25-0357	AI-Max Sanitation (R L Bates Inc)	01-A	Other IW
	25-0358	Sycuan Casino	01-A	Other IW
	25-0361	JC Environmental Company Inc	01-A	Maintenance
	25-0363	Discflo Corporation	01-A	Other IW
	25-0364	Action Cleaning Corporation	01-A	Other IW
			02-A	Other IW

Trucked Waste Permits Issued Between 01-Jan-2010 and 31-Dec-2010

Report run on: February 24, 2011 5:45 PM

Class	Facility Name	Permit	Waste Type
9	25-0364 Action Cleaning Corporation	03-A	Other IW
		04-A	Other IW
	25-0366 Hidden Villa Ranch	01-A	Other IW
	Count this Class:	71	
Grand Total:		140	

Dry Cleaners Subject to Best Management Practices, Treatment Plant 1

Report run on: January 14, 2011 3:45 PM

Page 1

Class	Facility	Permit	Name		Address				City
4D	02-0642	02-A	Dry Clean USA	12750	Carmel Country	Rd	Suite	109	San Diego
	02-0643	01-A	Beasley Dry Cleaners	3840	Valley Centre	Dr	Suite	605	San Diego
	02-0645	01-A	Cosmopolitan Cleaners	9450	Scranton	Rd			San Diego
	02-0646	01-A	Continental Cleaners	2741	Via De La Valle				San Diego
	02-0647	02-A	Sorrento Cleaners	10066	Pacific Heights	Bl	Suite	111	San Diego
	02-0648	02-A	Del Mar Cleaners	2644	Del Mar Heights	Rd			San Diego
	03-0208	01-A	Elegant Cleaners	9912	Carmel Mountain	Rd	Suite	J	San Diego
	03-0262	00-A	Superway Cleaners	9396	Mira Mesa	Bl	Suite	D	San Diego
	03-0601	01-A	Martinizing Dry Cleaning	9930	Mira Mesa	Bl			San Diego
	03-0707	02-A	La Jolla Cleaners	8455	Commerce	Av			San Diego
	03-0817	02-A	Your Cleaners	8971	Mira Mesa	Bl			San Diego
	03-0818	01-A	S D Valet Service	8655	Commerce	Av			San Diego
	03-0820	01-A	Park Ave Cleaners	12145	Alta Carmel	Ct	Suite	210	San Diego
	03-0824	01-A	Carmel Plaza Cleaners	10175	Rancho Carmel	Dr	Suite	A122	San Diego
	03-0826	02-A	Julies # 1 Cleaners	13289	Black Mountain	Rd		9	San Diego
	03-0827	01-A	Excellent Cleaners	9450	Mira Mesa	Bl			San Diego
	03-0830	01-A	Farahs Cleaners & Tailoring	9724	Carmel Mountain	Rd	Suite	C	San Diego
	03-0833	01-A	Colony Cleaners	11885	Carmel Mountain	Rd	Suite	910	San Diego
	03-0835	02-A	Taylor's Cleaners	12880	Rancho Penasquitos	Bl	Suite	A	San Diego
	03-0836	01-A	Sunny Fresh Cleaners	10006	Scripps Ranch	Bl			San Diego
	03-0932	01-A	Ranch Cleaners	13173	Black Mountain	Rd	Suite	7	San Diego
	03-1109	01-A	Westview Cleaners	13350	Camino Del Sur		Suite	1	San Diego
	03-1141	01-A	Simply Cleaner	11385	Poway	Rd	Suite	105	San Diego
	03-1144	01-A	Expert Cleaners	6615	Flanders	Dr	Suite	C	San Diego
	04-0029	00-A	Carousel Cleaners	4888	Cass	St			San Diego
	04-0038	00-A	Ogden's One Hour Cleaners	945	Pearl	St			La Jolla
	04-0262	01-A	Leles Tailoring and Cleaners	5617	La Jolla	Bl			La Jolla
	04-0264	01-A	Sunny Fresh Cleaners	1720	Garnet	Av			San Diego
	04-0266	01-A	Margarets Cleaners	7519	La Jolla	Bl			La Jolla
	04-0267	03-A	Joymax Cleaners	1609	Garnet	Av			San Diego
	04-0268	01-A	One Hour Martinizing	5010	Cass	St	Suite	A&B	San Diego
	04-0269	01-A	Ocean Cleaners	7523	Fay	Av	Suite	E	La Jolla
	04-0272	02-A	Pacific Plaza Cleaners	1860	Garnet	Av			San Diego
	04-0274	01-A	Sunny Fresh Cleaners	8849	Villa La Jolla	Dr	Suite	305	La Jolla
	04-0275	01-A	Ocean Cleaners	1186	Garnet	Av			San Diego
	04-0382	01-A	Quality Cleaners	7521	Girard	Av			La Jolla
	04-0393	01-A	Pearl St Cleaners	454	Pearl	St			San Diego
	05-0193	01-A	Clairemont Village Cleaners	3083	Clairemont	Dr			San Diego
	05-0200	00-A	Omega Cleaners	5167	Clairemont Mesa	Bl			San Diego
	05-0296	01-A	Mr Best Cleaners	4415	Genesee	Av			San Diego
	05-0520	01-A	Heritage Dry Cleaners	2147	Comstock	St			San Diego
	05-0776	01-A	Le Le's Cleaner	4465	Clairemont Mesa	Bl	Suite	A	San Diego

Dry Cleaners Subject to Best Management Practices, Treatment Plant 1

Report run on: January 14, 2011 3:45 PM

Page 2

Class	Facility	Permit	Name		Address				City
4D	05-0813	02-A	Genesee Plaza Cleaners	4203	Genesee	Av	Suite	105	San Diego
	05-0814	02-A	University City Cleaners	3212	Governor	Dr			San Diego
	05-0816	02-A	North Coast Cleaners	8915	Towne Centre	Dr	Suite	120	San Diego
	05-0817	01-A	Apadana Cleaners	7610	Hazard Center	Dr	Suite	515	San Diego
	05-0822	01-A	Fed Mart Cleaners	4411	Mercury	St	Suite	107	San Diego
	05-0825	02-A	Balboa Crest Cleaners	6391	Balboa	Av			San Diego
	05-0827	02-A	Fairlane Cleaners	5595	Clairemont Mesa	Bl			San Diego
	05-0987	02-A	Dry Clean 4 Less	4764	Clairemont Mesa	Bl			San Diego
	05-1013	03-A	Distinctive Cleaners	4049	Governor	Dr			San Diego
	05-1018	01-A	Colony Cleaners	7770	Regents	Rd	Suite	110	San Diego
	06-0443	03-A	Mission Gorge Dry Cleaning	10330	Friars	Rd	Suite	109	San Diego
	06-0446	02-A	Klassic Cleaners	9353	Clairemont Mesa	Bl	Suite	F	San Diego
	06-0449	03-A	Tierrasanta Cleaners	10601	Tierrasanta	Bl	Suite	N	San Diego
	06-0450	02-A	One Hour Cleaners	10472	Clairemont Mesa	Bl			San Diego
	06-0451	01-A	Anny Cleaners	3265	Greyling	Dr			San Diego
	07-0055	00-A	San Carlos Cleaners	7415	Jackson	Dr			San Diego
	07-0115	02-A	D'Lite Cleaners and Laundry	5165	Waring	Rd			San Diego
	07-0118	01-A	One Hour Martinizing	8680	Navajo	Rd			San Diego
	07-0169	01-A	Magic Dry Cleaning & Laundry Services Inc	5837	Mission Gorge	Rd	Suite	A&B	San Diego
	08-0425	01-A	Mr J S Cleaners	3639	Midway	Dr	Suite	C	San Diego
	08-0427	01-A	Embassy Cleaners	4320	Voltaire	St			San Diego
	08-0430	03-A	One Day Cleaners	3960	W Point Loma	Bl	Suite	I	San Diego
	08-0432	01-A	Las Brisas Fabric Care Center	1785	Sunset Cliffs	Bl			San Diego
	08-0433	02-A	Shelter Island Village Cleaners	2907	Shelter Island	Dr	Suite	109	San Diego
	08-0434	01-A	Ultimate Fabricare	1230	Rosecrans	St			San Diego
	08-0535	01-A	Rosecrans Cleaners	1878	Rosecrans	St			San Diego
	08-0536	01-A	Martinizing Cleaners	1208	Rosecrans St	St			San Diego
	08-0537	01-A	Point Loma Cleaners & Laundry	1801	Sunset Cliffs	Bl			San Diego
	08-0538	01-A	Midway Cleaners	2383	Midway	Dr			San Diego
	09-0143	00-A	Bell Cleaners	2233	1st	Av			San Diego
	09-0228	00-A	Mission Hills Fabric Care Center	1604	W Lewis	St			San Diego
	09-0237	02-A	North Park Cleaner	2928	Lincoln	Av			San Diego
	09-0408	00-A	Veribest Cleaners	419	Robinson	Av			San Diego
	09-0722	01-A	Rose Cleaners	1945	El Cajon	Bl			San Diego
	09-0725	01-A	Presidio Cleaners	430	W Washington	St			San Diego
	09-0728	01-A	Liberty Cleaners	3884	4th	Av			San Diego
	09-0729	01-A	Ogden's One Hour Cleaners	1294	University	Av			San Diego
	09-0732	02-A	La Mision Cleaners	105	Washington	St			San Diego
	09-0828	01-A	Uptown Cleaners	1020	University	Av	Suite	D105	San Diego
	09-0830	01-A	Mathews Cleaners & Tailors	3935	Ohio	St			San Diego
	09-0940	01-A	57th Ave Cleaners	2200	5th	Av			San Diego
	10-0077	00-A	University Cleaners	4441	El Cajon	Bl			San Diego

Dry Cleaners Subject to Best Management Practices, Treatment Plant 1

Report run on: January 14, 2011 3:45 PM

Page 3

Class	Facility	Permit	Name	Address	City
4D	10-0101	00-A	Classic Dry Cleaners & Laundry	5042 Imperial Av	San Diego
	10-0117	01-A	Glen Cleaners	3190 Adams Av	San Diego
	10-0139	02-A	Imig Park Cleaners	4705 Federal Bl	San Diego
	10-0240	01-A	Select Cleaners & Laundry	4666 University Av	San Diego
	10-0406	01-A	Fairlane Cleaners	6302 El Cajon Bl	San Diego
	10-0410	01-A	Cascade Cleaners	6145 El Cajon Bl	San Diego Suite K
	10-0412	01-A	South Bay Cleaners	2939 Alta View Dr	San Diego Suite E
	10-0413	01-A	Paradise Cleaners	6915 Paradise Valley Rd	San Diego Suite 5
	10-0479	01-A	University Cleaners Inc	7360 El Cajon Bl	San Diego
	10-0492	01-A	Libertycall US	3280 Main St	San Diego 6
	10-0493	01-A	USA Cleaners	3605 College Av	San Diego
	10-0541	01-A	CB Apparel & Dry Cleaning	4101 El Cajon Bl	San Diego
	12-0106	02-A	Saturn Cleaners	655 Saturn Bl	San Diego Suite E
	12-0108	02-A	Rainbow Cleaners	2004 Dairy Mart Rd	San Diego Suite 121
	13-0130	01-A	A & P Cleaners	48 Broadway	Chula Vista
	13-0165	01-A	Bonita Cleaners	88 E Bonita Rd	Chula Vista Suite C
	13-0168	01-A	Arya Cleaners	750 Otay Lakes Rd	Chula Vista
	13-0170	02-A	One Hour Martinizing	885 E H St	Chula Vista Suite A
	13-0171	02-A	Canyon Plaza Cleaners	515 Telegraph Canyon Rd	Chula Vista
	13-0175	02-A	Fairlane Cleaners	386 E H St	Chula Vista Suite 215
	13-0176	01-A	Speedy Clean Specialists Inc	1327 3rd Av	Chula Vista
	13-0177	02-A	Bradley Dry Cleaners	415 3rd Av	Chula Vista
	13-0178	01-A	Bob Burns Cleaners	768 3rd Av	Chula Vista
	13-0286	03-A	USA Cleaners	4360 Bonita Rd	Chula Vista
	13-0287	02-A	Braley Cleaners	4506 Bonita Rd	Chula Vista
	14-0015	02-A	Crown Cleaners	1212 10th St	Coronado
	14-0016	02-A	Loews Coronado Bay Resort	4000 Coronado Bay Rd	Coronado
	14-0018	03-A	Island Cleaners	822 Orange Av	Coronado
	14-0019	02-A	Luxury Cleaners	110 B Av	Coronado
	16-0371	00-A	Coit Services	1080 N Marshall Av	El Cajon
	16-0424	01-A	Jamacha Cleaners	544 Jamacha Rd	El Cajon
	16-0427	02-A	Magic Dry Cleaner	1754 E Main St	El Cajon
	16-0428	01-A	Crystal Cleaners	360 Magnolia Av	El Cajon Suite N
	16-0432	02-A	Fashion Cleaners	312 Broadway	El Cajon
	16-0436	02-A	Tower Cleaners	1265 Avocado Bl	El Cajon Suite 105
	16-0537	01-A	El Cajon 1 Hour Dry Cleaner	115 Jamacha Rd	El Cajon
	16-0540	01-A	Town and Country Fabricare	2646 Fletcher Py	El Cajon
	16-0542	03-A	Larry's Cleaners	862 Jackman St	El Cajon
	16-0639	01-A	Heartland Cleaners	999 E Washington Av	El Cajon
	16-0717	01-A	Park Cleaners	13465 Camino Canada	El Cajon Suite 111
	17-0016	01-A	A B Brite Cleaners	674 Palm Av	Imperial Beach
	18-0101	01-A	Heritage Cleaners	9122 Fletcher Py	La Mesa

Dry Cleaners Subject to Best Management Practices, Treatment Plant 1

Report run on: January 14, 2011 3:45 PM

Page 4

Class	Facility	Permit	Name		Address			City
4D	18-0102	01-A	Mom's Cleaners	5020	Baltimore		Dr	La Mesa
	18-0104	02-A	Dante's Cleaners	8160	Parkway		Dr	La Mesa
	18-0105	01-A	Mart Cleaners	8733	La Mesa		Bl	La Mesa
	18-0107	02-A	VIP Cleaners	5650	Lake Murray		Bl	La Mesa
	19-0236	03-A	Continental Cleaners	1536	Sweetwater		Rd Suite A	National City
	20-0069	02-A	Dry Clean USA	13522	Poway		Rd	Poway
	20-0073	01-A	Twin Peaks Cleaners & Shirt Laundry	14891	Pomerado		Rd	Poway
	20-0075	03-A	Ogden's Cleaners	13573	Poway		Rd	Poway
	21-0203	01-A	Style Cleaners	9640	Mission Gorge		Rd	Santee
	21-0204	03-A	Magic Flow Cleaners	10251	Mast		Bl Suite K	Santee
	21-0206	02-A	Daisy Cleaners	9876	N Magnolia		Av	Santee
	21-0235	02-A	Carlton Classic Cleaners	9636	Carlton Hills		Bl	Santee
	22-0044	02-A	Le's Cleaners	7028	Broadway			Lemon Grove
	22-0045	01-A	Palomar Cleaners	7870	Broadway			Lemon Grove
	22-0060	03-A	Clean Xpress	6935	Federal		Bl	Lemon Grove
	32-0002	02-A	Alpine Cleaners	1347	Tavern		Rd Suite 28A	Alpine
	33-0003	02-A	PR Cleaners # 1	12403	Woodside		Av	Lakeside
	33-0005	02-A	PR Cleaners # 2	9534	Winter Gardens		Bl Suite G	Lakeside
	34-0013	01-A	Advantage Cleaners	2522	Jamacha		Rd Suite 101	El Cajon
	34-0014	01-A	Spring Valley Cleaners	627	Sweetwater		Rd	Spring Valley
	34-0015	02-A	Dry Clean USA	2654	Jamacha		Rd Suite 119	Cottonwood
34-0018	01-A	Casa de Oro Dry Cleaners	9902	Campo		Rd	Spring Valley	
34-0021	02-A	Bonded Cleaners	2778	Sweetwater Spring		Bl	Spring Valley	
149								

Film Processors Subject to Best Management Practices, Treatment Plant 1

Report run on: January 14, 2011 4:15 PM

Page 1

Class	Facility	Permit	Name		Address				City
2F	02-0364	02-A	Graphics Unlimited	10477	Roselle	St	Suite	B	San Diego
	02-0370	01-A	Chrome	6150	Lusk	Bl	Suite	B103	San Diego
	02-0411	02-A	Foto Finish Digital	3525	Del Mar Heights	Rd			San Diego
	02-0476	00-A	Scripps Ximed Medical Center	9850	Genesee	Av	Space	900	La Jolla
	02-0503	01-A	One Hour Moto Photo	8935	Town Centre	Dr	Suite	103	San Diego
	02-0556	00-A	San Diego Printers	9190	Camino Santa Fe				San Diego
	02-0614	01-A	Canyon Graphics	6680	Cobra	Wy			San Diego
	02-0652	01-A	Neeley Chiropractic	12925	El Camino Real		Suite	J24	San Diego
	02-0653	01-A	Maryrose Hawkins DDS	12395	El Camino Real				San Diego
	02-0654	01-A	Lawrence J Schlitt MD	12395	El Camino Real				San Diego
	02-0655	01-A	Kingston & Phillips DDS	12395	El Camino Real				San Diego
	02-0660	01-A	Carmel Valley Vet Clinic	3890	Valley Centre	Dr			San Diego
	02-0664	01-A	Chiropractic Center Carmel Valley	12750	Carmel Country	Rd	Suite	207	San Diego
	02-0665	01-A	Pacific Petcare Veterinary Hos	12720	Carmel Country	Rd	Suite	100	San Diego
	02-0672	01-A	Sorrento Valley Dental	11230	Sorrento Valley	Rd		130	San Diego
	02-0678	01-A	Universal Reprographics San Diego	4920	Carroll Canyon	Rd			San Diego
	02-0683	01-A	Carol Gomez Summerhays DDS Inc	6635	Flanders	Dr	Suite	E	San Diego
	02-0689	01-A	Professional Dental Group	9339	Genesee	Av	Suite	240	San Diego
	02-0694	01-A	First Chiropractic	5915	Mira Mesa	Bl		D	San Diego
	02-0696	02-A	Mira Mesa Dental Care	6755	Mira Mesa	Bl	Suite	142	San Diego
	02-0698	01-A	Howard Dixon DDS MS Inc	5627	Oberlin	Dr		100	San Diego
	02-0699	01-A	T G Kujawski DDS	5425	Oberlin	Dr		101	San Diego
	02-0700	01-A	Manning & Associates	5764	Pacific Center	Bl	Suite	108	San Diego
	02-0708	01-A	Rite Aid # 5666	3515	Del Mar Heights	Rd			San Diego
	02-0753	01-A	Scripps Clinic Del Mar	12395	El Camino Real		Suite	101	San Diego
	02-0763	01-A	Carmel Valley Chiropractic	3830	Valley Center	Dr			San Diego
	02-0840	01-A	ColorWorks	5915	Mira Mesa	Bl	Suite	B	San Diego
	02-0962	01-A	Torrey Pines Orthopaedic Medical Group	4520	Executive	Dr	Suite	101	San Diego
	02-1051	01-A	Elum Designs Inc	3962	Sorrento Valley	Bl	Suite	900	San Diego
	03-0074	01-A	CK Chiropractic Cntr/Kien TA Chiropratic Inc	9844	Hibert	St			San Diego
	03-0460	01-A	IPM Lithographics Inc	9040	Carroll	Wy	Suite	9	San Diego
	03-0475	01-A	Creative Computer Products	6369	Nancy Ridge	Dr			San Diego
	03-0552	01-A	Photomation West Company	9212	Mira Este	Ct	Suite	101	San Diego
	03-0635	01-A	Johnson Dental Radiographic	10737	Camino Ruiz		Suite	105	San Diego
	03-0658	00-A	Strictly Black & White	9919	Hibert	St	Suite	B	San Diego
	03-0668	01-A	Associated Screen Print Intl	9323	Activity	Rd	Suite	A	San Diego
	03-0686	01-A	Stephen C Tuttle DDS	9982	Scripps Ranch	Bl			San Diego
	03-0702	00-A	Costco Wholesale # 452	12350	Carmel Mountain	Rd			San Diego
	03-0728	00-A	Maurice Roy Photography	7595	Miramar	Av			La Jolla
	03-0789	02-A	In to Ink Printing	7888	Silverton	Av	Suite	G	San Diego
	03-0838	01-A	William E Gable DDS	9855	Erma	Rd			San Diego
	03-0839	01-A	Richard A Giglio DDS	9855	Erma	Rd			San Diego

Film Processors Subject to Best Management Practices, Treatment Plant 1

Report run on: January 14, 2011 4:15 PM

Page 2

Class	Facility	Permit	Name		Address				City
2F	03-0841	02-A	Western Chiropractic Center	9910	Mira Mesa		Bl		San Diego
	03-0843	01-A	Neal Pham DDS	9831	Mira Mesa		Bl		San Diego
	03-0846	01-A	Jon Prickril DDS	10299	Scripps		Tr		San Diego
	03-0847	01-A	Family Physicians Med Center	10297	Scripps		Tr		San Diego
	03-0849	01-A	American Speedy Printing	9235	Activity		Rd	Suite 112	San Diego
	03-0850	01-A	Sir Speedy	7706	Arjons		Dr		San Diego
	03-0853	01-A	Christopher Cremer DDS	11279	Camino Ruiz				San Diego
	03-0854	02-A	Meyerson Dental	10737	Camino Ruiz			Suite 120	San Diego
	03-0856	01-A	Kwang Kim DDS	10737	Camino Ruiz				San Diego
	03-0857	02-A	Special Smiles	9359	Mira Mesa		Bl		San Diego
	03-0858	01-A	James Hopper DDS	9292	Mira Mesa		Bl		San Diego
	03-0859	01-A	Wilfred Baltazar Jr DDS	9329	Mira Mesa		Bl		San Diego
	03-0861	02-A	Center Veterinary Clinic	8977	Mira Mesa		Bl	Suite A	San Diego
	03-0863	01-A	Mesa Dental Group	9225	Mira Mesa		Bl	Suite 212	San Diego
	03-0864	01-A	Erik Ferrer DDS	9373	Mira Mesa		Bl		San Diego
	03-0866	01-A	SDUSD; Mira Mesa High School	10510	Reagan		Rd		San Diego
	03-0867	01-A	Market Forces Printing	7925	Silverton		Av	Suite 503	San Diego
	03-0869	02-A	San Diego Smiles by Design	11835	Carmel Mountain		Rd	Suite 1306	San Diego
	03-0870	01-A	Carmel Plaza Chiropractic	12070	Carmel Mountain		Rd	Suite 209	San Diego
	03-0872	02-A	Carmel Plaza Dental Center	11738	Carmel Mountain		Rd		San Diego
	03-0875	01-A	Scripps Clinic Rancho Bernardo	15025	Innovation		Dr		San Diego
	03-0876	01-A	Rancho Carmel Dental Care	10175	Rancho Carmel		Dr	Suite 110	San Diego
	03-0883	01-A	A Black Mountain Road Pet Clinic	13161	Black Mountain		Rd	Suite 1	San Diego
	03-0884	01-A	Mount Carmel High School	9550	Carmel Mountain		Rd		San Diego
	03-0886	01-A	Carmel Mountain Chiropractic	9320	Carmel Mountain		Rd		San Diego
	03-0887	02-A	Adrian F Naguit DDS	9888	Carmel Mountain		Rd	Suite D	San Diego
	03-0888	01-A	Walter D Andrada DDS	9330	Carmel Mountain		Rd	Suite B	San Diego
	03-0889	02-A	CVS Pharmacy # 9102	10575	Scripps Poway		Pv		San Diego
	03-0890	01-A	Rite Aid # 5665	13167	Black Mountain		Rd		San Diego
	03-0893	02-A	CVS Pharmacy # 9177	8260	Mira Mesa		Bl		San Diego
	03-0899	01-A	SDUSD; Scripps Ranch High School	10410	Treena		St		San Diego
	03-0904	02-A	CVS Pharmacy # 9197	9225	Twin Trails		Dr		San Diego
	03-0940	01-A	International Technoprint Inc	10625	Scripps Ranch		Bl	Suite F	San Diego
	03-0947	01-A	SmileCare	10788	Black Mountain		Rd		San Diego
	03-0982	03-A	CVS/pharmacy #3068	10776	Westview		Py		San Diego
	03-0984	02-A	CVS Pharmacy # 9192	14589	Camino Del Norte				San Diego
	03-1000	01-A	Image 2 Print	9920	Scripps Lake		Dr	Suite 102	San Diego
	03-1077	01-A	Rite Aid # 5661	8985	Mira Mesa		Bl		San Diego
	03-1094	01-A	Ray Derakshan DMD	11134	Rancho Carmel		Dr	Suite 103	San Diego
	03-1096	01-A	Allele Biotechnology & Pharmaceuticals LLC	6827	Nancy Ridge		Dr		San Diego
	03-1098	01-A	Larson Chiropractic	13161	Black Mountain		Rd	Unit 2	San Diego
	03-1112	01-A	Laserlab Inc	6790	Top Gun		St	Suite 9	San Diego

Film Processors Subject to Best Management Practices, Treatment Plant 1

Report run on: January 14, 2011 4:15 PM

Page 3

Class	Facility	Permit	Name		Address				City
2F	03-1177	01-A	Walgreens # 11654	10787	Camino Ruiz				San Diego
	03-1207	01-A	Sia-Zol Inc	9330	Mira Mesa	Bl	Suite	F	San Diego
	03-1209	01-A	Mira Mesa Veterinary Clinic	9396	Mira Mesa	Bl	Suite	A	San Diego
	04-0108	02-A	La Jolla One Hour Photo	7523	Fay	Av			La Jolla
	04-0186	00-A	The Bishop's School	7607	La Jolla	Bl			La Jolla
	04-0204	03-A	Nelson Photo Supplies	7720	Fay	Av			La Jolla
	04-0219	00-A	Copley Information Services	7701	Herschel	Av			La Jolla
	04-0256	02-A	CVS Pharmacy # 9106	1652	Garnet	Av			San Diego
	04-0257	01-A	ABC Veterinary Hospital	2032	Hornblend	St			San Diego
	04-0258	01-A	Libs Chiropractic Center	4410	Lamont	St			San Diego
	04-0259	01-A	SDUSD; Mission Bay High School	2475	Grand	Av			San Diego
	04-0279	01-A	The Animal Hosp of La Jolla	7601	Draper	Av			La Jolla
	04-0280	02-A	La Jolla Family Dentistry	7509	Draper	Av	Suite	B	La Jolla
	04-0281	02-A	Longs Drug Store # 9926	7525	Eads	Av			La Jolla
	04-0282	02-A	La Jolla Veterinary Hospital	7520	Fay	Av			La Jolla
	04-0283	01-A	La Jolla Oral Maxillofacial	7855	Fay	Av	Suite	240	La Jolla
	04-0288	01-A	Whitney A Jones DDS	9850	Genesee	Av	Suite	720	La Jolla
	04-0289	01-A	Scripps Center For Dental Care	9850	Genesee	Av	Suite	620	La Jolla
	04-0291	02-A	Torrey Pines Orthopaedic Medical Group Inc	9850	Genesee	Av	Suite	210	La Jolla
	04-0295	01-A	David Kitchen DDS	9850	Genesee	Av	Suite	540	La Jolla
	04-0296	01-A	Jay S Berenter DPM	9850	Genesee	Av	Suite	360	La Jolla
	04-0300	02-A	Alicia K Kennedy DDS	7334	Girard	Av	Suite	101	La Jolla
	04-0304	01-A	Ellen A Miyashiro DMD	7759	Herschel	Av			La Jolla
	04-0305	01-A	Michael Reynolds DDS	7742	Herschel	Av	Suite	1	La Jolla
	04-0306	02-A	La Jolla Dental Care	7737	Herschel	Av			La Jolla
	04-0307	01-A	John J Taddey DDS	7946	Ivanhoe	Av	Suite	107	La Jolla
	04-0309	01-A	Philip A Burgess DDS	5731	La Jolla	Bl			La Jolla
	04-0310	01-A	La Jolla Medical Associates	6515	La Jolla	Bl			La Jolla
	04-0311	01-A	Chris Bickford MD	6515	La Jolla	Bl			La Jolla
	04-0312	01-A	Nautilus Veterinary Clinic	6911	La Jolla	Bl			La Jolla
	04-0314	01-A	Brian Judelson DDS	4130	La Jolla Village	Dr	Suite	205	La Jolla
	04-0315	01-A	SDUSD; La Jolla High School	750	Nautilus	St			La Jolla
	04-0317	01-A	Jacob Russell DDS	525	Nautilus	St			La Jolla
	04-0318	01-A	Abraham Romanowsky DDS	470	Nautilus	St	Suite	201	La Jolla
	04-0320	02-A	California Dental Inplant Center	1030	Pearl	St	Suite	7,8	La Jolla
	04-0323	01-A	Frederick U Soldau DDS Inc	850	Prospect	St			La Jolla
	04-0324	01-A	Paul Dougherty/Stanley N DDS	850	Prospect	St	Suite	5	La Jolla
	04-0325	01-A	Peter Nordland DMD	850	Prospect	St	Suite	7	La Jolla
	04-0328	01-A	Mario Alberti DDS	4150	Regents Park	Rw	Suite	245	La Jolla
	04-0339	01-A	Deans Photo Service Inc	8855	Villa La Jolla	Dr	Suite	402	La Jolla
	04-0341	01-A	Rick K Yamada DDS	8950	Villa La Jolla	Dr	Suite	1167	La Jolla
	04-0342	01-A	Barbara J Kabes DDS MS	8950	Villa La Jolla	Dr	Suite	2150	La Jolla

Film Processors Subject to Best Management Practices, Treatment Plant 1

Report run on: January 14, 2011 4:15 PM

Page 4

Class	Facility	Permit	Name		Address				City
2F	04-0343	03-A	La Jolla Dental Day Spa	8950	Villa La Jolla	Dr	Suite	C21C	La Jolla
	04-0346	02-A	La Jolla Dental Group	8950	Villa La Jolla	Dr	Suite	1105	La Jolla
	04-0347	01-A	La Jolla Village Dental Office	8950	Villa La Jolla	Dr			La Jolla
	04-0349	01-A	Arthur Ferraro DDS	4603	Cass	St			San Diego
	04-0351	01-A	Robert Cantonwine	4776	Cass	St			San Diego
	04-0352	01-A	Pacific Beach Urgent Care	4490	Fanuel	St			San Diego
	04-0353	01-A	Dr Robert Fremont	4527	Fanuel	St			San Diego
	04-0354	02-A	Dream Wellness	1976	Garnet	Av			San Diego
	04-0355	01-A	Pacific Beach Veterinary Clinic	1362	Garnet	Av			San Diego
	04-0356	01-A	Christoper J Kempston DDS	1324	Garnet	Av			San Diego
	04-0357	01-A	Jack White DDS	2187	Garnet	Av			San Diego
	04-0358	01-A	Matthew S Cowman DDS	1300	Grand	Av			San Diego
	04-0360	01-A	Ana Simerlein DDS	1919	Grand	Av			San Diego
	04-0363	01-A	Wayne R Hadaway DDS	2036	Hornblend	St			San Diego
	04-0366	01-A	J H Fallon DDS	4633	Ingraham	St			San Diego
	04-0368	01-A	Janelle Siebenlist DDS	4747	Mission	Bl			San Diego
	04-0372	02-A	CVS Pharmacy # 9195	8831	Villa La Jolla	Dr			La Jolla
	04-0386	02-A	Longs Drug Store # 9937	4445	Mission	Bl			San Diego
	04-0396	02-A	Longs Drug Store # 9538	1792	Garnet	Av			San Diego
	04-0403	01-A	Fred H Larson DDS	7334	Girard	Av	Suite	102	La Jolla
	04-0410	01-A	Joseph D'Angelo	1111	Torrey Pines	Rd			San Diego
	04-0448	01-A	Girard Orthopaedic Surgeons	4130	La Jolla Village	Dr	Suite	306	San Diego
	05-0189	01-A	City Printing Service	7244	Clairemont Mesa	Bl			San Diego
	05-0349	01-A	Better Health Chiropractic	4861	Convoy	St			San Diego
	05-0409	02-A	Costco Wholesale Photo Lab # 401	4605	Morena	Bl			San Diego
	05-0429	01-A	Mission Valley Medical Clinic	5333	Mission Center	Rd	Suite	100	San Diego
	05-0555	01-A	Stats of San Diego	4805	Mercury	St			San Diego
	05-0593	01-A	Ritz Camera # 177	4353	La Jolla Village	Dr			San Diego
	05-0594	01-A	Ritz Camera # 176	206	Fashion Valley	Rd			San Diego
	05-0637	01-A	I Deal Services	4930	Naples	Pl			San Diego
	05-0651	02-A	Picture People	1640	Camino Del Rio N		Suite	157	San Diego
	05-0655	01-A	Kaiser Permanente	7060	Clairemont Mesa	Bl			San Diego
	05-0663	03-A	Longs Drug Store # 7962	5685	Balboa	Av			San Diego
	05-0772	01-A	Rick Engineering	5620	Friars	Rd			San Diego
	05-0811	01-A	Copley News Service	123	Camino De La Reina				San Diego
	05-0836	01-A	Concorde Career Institute	123	Camino De La Reina				San Diego
	05-0838	02-A	Shoulder Knee Institute	3444	Kearny Villa	Rd	Suite	202	San Diego
	05-0844	02-A	David James Smith MD	3703	Camino Del Rio S		Suite	210	San Diego
	05-0845	01-A	SmileCare	1333	Camino Del Rio S				San Diego
	05-0847	01-A	Aesthetic Dental Center	2333	Camino Del Rio S		Suite	310	San Diego
	05-0851	01-A	Emergency Animal Clinic of San Diego	2317	Hotel Circle	Pl			San Diego
	05-0853	01-A	SmileCare Professionals	5638	Mission Center	Rd		104	San Diego

Film Processors Subject to Best Management Practices, Treatment Plant 1

Report run on: January 14, 2011 4:15 PM

Page 5

Class	Facility	Permit	Name		Address			City
2F	05-0855	01-A	Stadium Dental Care	8590	Rio San Diego	Dr	110	San Diego
	05-0862	01-A	Kearny Mesa Dentistry	4488	Convoy	St	G	San Diego
	05-0864	01-A	Drs Gardner Wiersma Goehl Lind	7675	Dagget	St	160	San Diego
	05-0866	02-A	Francis Parker School	6501	Linda Vista	Rd		San Diego
	05-0867	01-A	San Diego Sports and Spine	7612	Linda Vista	Rd	109	San Diego
	05-0876	01-A	Bretow Chiropractic Center	1274	Morena	Bl		San Diego
	05-0878	01-A	ABC Veterinary Hospital	8020	Ronson	Rd		San Diego
	05-0879	01-A	Morena Pet Hospital	1540	Morena	Bl		San Diego
	05-0880	01-A	Kearny Mesa Vet Hospital Inc	7677	Ronson	Rd	100	San Diego
	05-0881	01-A	Tai Huynh DDS	2363	Ulric	St	A	San Diego
	05-0883	01-A	Balboa Veterinary Hospital	7931	Balboa	Av		San Diego
	05-0884	01-A	Paul Kosciuk DDS	6565	Balboa	Av		San Diego
	05-0885	01-A	Family Medical Clinic	6465	Balboa	Av		San Diego
	05-0886	01-A	Robert Chin DDS	6545	Balboa	Av	Suite A	San Diego
	05-0888	01-A	So Cal Graphics	8316	Clairemont Mesa	Bl		San Diego
	05-0889	01-A	Richard D Katnik DDS Inc	7319	Clairemont Mesa	Bl		San Diego
	05-0890	01-A	Najwa Barakat DDS	7061	Clairemont Mesa	Bl		San Diego
	05-0892	02-A	Sleep Family Dentistry	4241	Balboa	Av		San Diego
	05-0899	01-A	Ned W Jerge DDS APC	3762	Clairemont	Dr		San Diego
	05-0900	01-A	Clairemont Family Medical Grp	3058	Clairemont	Dr		San Diego
	05-0901	02-A	Barbara Young DDS	3764	Clairemont	Dr		San Diego
	05-0902	01-A	J H Brockhoff DDS	3660	Clairemont	Dr	1	San Diego
	05-0903	01-A	Mally Zomorodi DDS	3670	Clairemont	Dr	9	San Diego
	05-0905	01-A	Bay Park Dental Group	2619	Clairemont	Dr		San Diego
	05-0906	01-A	Clairemont Family Dental Off	3670	Clairemont	Dr	14	San Diego
	05-0907	01-A	Dr Roy Phillips	3660	Clairemont	Dr	2	San Diego
	05-0908	02-A	Clairemont Village Pet Clinic	3007	Clairemont	Dr	G	San Diego
	05-0910	01-A	Raymond Moga DDS	3774	Clairemont	Dr		San Diego
	05-0912	01-A	RB Hancock/GJ Stratigopoulos	4808	Clairemont Mesa	Bl		San Diego
	05-0913	01-A	L C Family Dental Care	5527	Clairemont Mesa	Bl		San Diego
	05-0914	02-A	Robert L Levine DMD	4453	Clairemont Mesa	Bl		San Diego
	05-0916	01-A	Western Dental	3802	Clariemont Mesa	Bl		San Diego
	05-0917	01-A	Vetco Hospitals Inc	3994	Clairemont Mesa	Bl	Suite A	San Diego
	05-0918	01-A	Clairemont Square Animal Hosp	4941	Clairemont	Dr	Suite G	San Diego
	05-0925	01-A	Dr Mccalley / Dr Hurst	4690	Genesee	Av		San Diego
	05-0926	01-A	Lewis H Abulafia DDS	4320	Genesee	Av	101	San Diego
	05-0927	01-A	Paul C Davis DDS Inc	4320	Genesee	Av	102	San Diego
	05-0928	01-A	San Diego Orthodontics	4320	Genesee	Av	106	San Diego
	05-0929	01-A	Anita Varzi DDS	4295	Gesner	St	2E	San Diego
	05-0930	02-A	Mission Bay Dental Group	4295	Gesner	St	2B	San Diego
	05-0932	01-A	Neil A Kjos Music Co	4380	Jutland	Dr		San Diego
	05-0933	01-A	Rose Canyon Animal Hospital	4295	Jutland	Dr		San Diego

Film Processors Subject to Best Management Practices, Treatment Plant 1

Report run on: January 14, 2011 4:15 PM

Page 6

Class	Facility	Permit	Name		Address			City
2F	05-0934	01-A	David W Hellerud DDS	4444	Manitou	Wy		San Diego
	05-0937	01-A	Antony K Christensen	3737	Moraga	Av	A104	San Diego
	05-0939	01-A	Drs R Greenfield & R Vance	3737	Moraga	Av	A106	San Diego
	05-0941	01-A	Stanley Baquial DDS	3737	Moraga	Av	B309	San Diego
	05-0942	01-A	Dr Farzan Alam-Rad DDS	3737	Moraga	Av	B311	San Diego
	05-0945	01-A	Faye Tada DDS	3737	Moraga	Av	B410	San Diego
	05-0948	01-A	Jay Akef DDS	3737	Moraga	Av	B408	San Diego
	05-0949	01-A	Edmund W Jay DDS	3737	Moraga	Av	B300	San Diego
	05-0951	01-A	David Lockwood DDS	3737	Moraga	Av	B414	San Diego
	05-0955	01-A	SDUSD; University City High School	6949	Genesee	Av		San Diego
	05-0956	01-A	Ronald S Rosenblatt DDS	3222	Governor	Dr		San Diego
	05-0959	02-A	Renaissance Dental Center	4150	Regents Park	Rw	Suite 130	San Diego
	05-0960	01-A	SDUSD; Standley Middle School	6298	Radcliffe	Dr		San Diego
	05-0961	01-A	Dennis Jacobs DDS	7748	Regents	Rd	Suite 301	San Diego
	05-0962	01-A	Colony Vet Clinic	7748	Regents	Rd	Suite 302	San Diego
	05-0963	02-A	Cote Animal Hospital	8915	Town Centre	Dr	Suite 110	San Diego
	05-0965	01-A	La Jolla MRI LTD	8929	University Center	Ln	Suite 207	San Diego
	05-0966	01-A	Richard Harmetz DDS	8899	University Center	Ln	Suite 180	San Diego
	05-0967	02-A	Center for Dental Health La Jolla	8899	University Center	Ln	Suite 190	San Diego
	05-0968	01-A	Carl Smith DDS	8899	University Center	Ln	Suite 185	San Diego
	05-0969	01-A	North County Orthopaedic Medical Group	8929	University Center	Ln	Suite 100	San Diego
	05-0978	02-A	CVS Pharmacy # 9175	4829	Clairemont	Dr		San Diego
	05-0982	01-A	SDUSD; Kearny High School	7651	Wellington	St		San Diego
	05-0996	01-A	Rite Aid # 5653	5270	Balboa	Av		San Diego
	05-1007	02-A	Tracy Taddey DDS	7373	Clairemont Mesa	Bl		San Diego
	05-1012	02-A	Longs Drug Store # 9963	5644	Mission Center	Rd	Suite 201	San Diego
	05-1026	01-A	Paul J Graber Family Dentistry	2405	MORENA	Bl		San Diego
	05-1035	01-A	William Bremner DDS	3660	Clairemont	Dr	Suite 11	San Diego
	05-1041	01-A	Smile Care Family Dentistry # 67	3820	Convoy	St		San Diego
	05-1042	01-A	Carol Landry Pro Photo Retouch Service	5640	Kearny Mesa	Rd	Suite P	San Diego
	05-1053	01-A	Wal-Mart Store # 5338	4840	Shoreline	Dr		San Diego
	05-1105	01-A	E C Smith DDS	3805	Clairemont	Dr	Suite B	San Diego
	05-1107	01-A	Rite Aid # 5649	6939	Linda Vista	Rd		San Diego
	05-1128	01-A	Ronald Petrillo DMD	7440	Beagle	St		San Diego
	05-1141	01-A	Clairemont Dental Group	5222	Balboa	Av	Suite 71	San Diego
	05-1143	01-A	Walgreens # 12143	5504	Balboa	Av		San Diego
	05-1146	01-A	Christina A Bartsch DDS	3737	Moraga	Av	Suite A306	San Diego
	05-1148	01-A	Goodway Printing & Graphics	7372	Convoy	Ct		San Diego
	05-1151	01-A	CVS #3942	8915	Towne Centre	Dr		San Diego
	05-1156	01-A	Alpha Trust Chiropractic	7840	Mission Center	Ct	Unit 101	San Diego
	05-1168	01-A	Cheshire Cat Fel Health Center	4680	Clairemont Mesa	Bl		San Diego
	06-0068	01-A	Artmania	8961	Complex	Dr		San Diego

Film Processors Subject to Best Management Practices, Treatment Plant 1

Report run on: January 14, 2011 4:15 PM

Page 7

Class	Facility	Permit	Name		Address			City
2F	06-0088	02-A	Acorn Press	9726	Aero	Dr		San Diego
	06-0156	01-A	Plaza Press	4651	Mission Gorge	Pl		San Diego
	06-0180	02-A	San-Lo Aerial Surveys	4875	Viewridge	Av		San Diego
	06-0308	01-A	Ranroy Company Inc	8987	Complex	Dr		San Diego
	06-0347	01-A	Kaiser Permanente - Vandever	4405	Vandever	Av		San Diego
	06-0350	01-A	City;Print Shop	8835	Balboa	Av		San Diego
	06-0415	02-A	Raymert Press Inc	8835	Balboa	Av	Suite A	San Diego
	06-0432	03-A	Western Micrographics Systems	4320	Viewridge	Av	Suite B	San Diego
	06-0453	01-A	Business Cards Tomorrow	5450	Complex	St		San Diego
	06-0464	02-A	Oasis MSO Inc	5471	Kearny Villa	Rd	Suite 200	San Diego
	06-0466	01-A	Wal-Mart Stores Inc	3382	Murphy Canyon	Rd		San Diego
	06-0468	01-A	Medical Examiners Office	5555	Overland	Av	Suite 14	San Diego
	06-0473	01-A	San Diego County DPW Cartographic	5201	Ruffin	Rd	Suite D	San Diego
	06-0475	01-A	Handler & Handler DDS	3303	Ruffin	Rd		San Diego
	06-0476	01-A	Thomas L Chamberlin DDS	3292	Sandrock	Rd		San Diego
	06-0477	01-A	L W Thomas DMD	4926	La Cuenta	Dr	Suite 100	San Diego
	06-0478	01-A	SDUSD; Serra High School	5156	Santo	Rd		San Diego
	06-0480	01-A	D Douglas Cassat DDS	10789	Tierrasanta	Bl	Suite 110	San Diego
	06-0481	02-A	Tierrasanta Veternary Hosp	10799	Tierrasanta	Bl		San Diego
	06-0485	01-A	Sharp Printing Services	9161	Chesapeake	Dr		San Diego
	06-0486	01-A	L E I Medical Group Inc	9620	Chesapeake	Dr	Suite 104	San Diego
	06-0489	01-A	Thomas Doleski DDS	9340	Clairemont Mesa	Bl	Suite C	San Diego
	06-0493	01-A	Rite Aid # 5660	10631	Tierresanta	Bl		San Diego
	06-0510	01-A	Repro Magic	5445	Ruffin	Rd		San Diego
	06-0511	01-A	Masamitsu Watanabe DDS	4240	Kearny Mesa	Rd	#417	San Diego
	06-0521	02-A	Costco Wholesale Photo Lab	2345	Fenton	Py		San Diego
	06-0532	01-A	Valley Instant Printing	4247	Ponderosa	Av	Suite A	San Diego
	06-0547	01-A	Jack in the Box	8690	Balboa	Av		San Diego
	06-0564	01-A	RanRoy Printing Company	4650	Overland	Av		San Diego
	06-0566	01-A	CVS Pharmacy # 8833	3332	Sandrock	Rd		San Diego
	06-0599	01-A	Wheeler Family Chiropractic	5482	Complex	St	Suite 101	San Diego
	07-0071	00-A	Western Press	4401	Twain	Av	Suite 20	San Diego
	07-0080	03-A	Fromex One Hour Photo	7299	Navajo	Rd		San Diego
	07-0082	02-A	Foremost Printing	5839	Mission Gorge	Rd	Suite B	San Diego
	07-0123	02-A	Rancho San Carlos Pet Clinic	7850	Golfcrest	Dr		San Diego
	07-0125	01-A	Victor A Ippolito DDS Inc	6280	Jackson	Dr	3	San Diego
	07-0126	01-A	James H Thompson Dmd	7424	Jackson	Dr	3	San Diego
	07-0127	01-A	Donald R Fleming DDS Inc	7676	Jackson	Dr		San Diego
	07-0128	01-A	Charles R Petrie DDS	6280	Jackson	Dr	6	San Diego
	07-0130	01-A	Guy Fox DDS & Amy Fox DDS	8312	Lake Murray	Bl	Suite E	San Diego
	07-0135	01-A	Personal Dental Services	6505	Alvarado	Rd		San Diego
	07-0136	01-A	Radiation Medical Group Inc	6699	Alvarado	Rd		San Diego

Film Processors Subject to Best Management Practices, Treatment Plant 1

Report run on: January 14, 2011 4:15 PM

Page 8

Class	Facility	Permit	Name		Address			City
2F	07-0139	02-A	Longs Drug Store # 9154	10350	Friars	Rd		San Diego
	07-0140	01-A	Chiropractic Care Center	6171	Mission Gorge	Rd	110	San Diego
	07-0141	01-A	Contemporary Chiropractic	6612	Mission Gorge	Rd		San Diego
	07-0142	01-A	Mission Gorge Animal Hospital	6690	Mission Gorge	Rd	M	San Diego
	07-0143	01-A	Dr William Ochs DDS	5863	Mission Gorge	Rd		San Diego
	07-0145	02-A	Alvarado Orthopedic Med Group	5555	Reservoir	Dr	Suite 104	San Diego
	07-0146	01-A	SDUSD; Patrick Henry High School	6702	Wandermere	Dr		San Diego
	07-0151	02-A	CVS Pharmacy # 9137	7393	Jackson	Dr		San Diego
	07-0165	01-A	Walgreens # 7176	8766	Navajo	Rd		San Diego
	07-0177	01-A	Mission Dental Center	5995	Mission Gorge	Rd	Suite A	San Diego
	08-0006	01-A	Vanard Lithographers Inc	3220	Kurtz	St		San Diego
	08-0013	01-A	USN;FISC Broadway Complex	937	N Harbor	Dr		San Diego
	08-0278	01-A	Watts Colorlab	3610	Hancock	St	Suite 4	San Diego
	08-0344	03-A	Longs Drug Store # 9922	3950	W Point Loma	Bl		San Diego
	08-0352	00-A	San Diego Magazine	1450	Front	St		San Diego
	08-0384	01-A	Chrome	2345	Kettner	Bl	Suite B	San Diego
	08-0437	01-A	Shelter Island Medical Group	1370	Rosecrans	St		San Diego
	08-0443	01-A	S Meester and M Olafsen DDS	1939	Cable	St		San Diego
	08-0444	01-A	Rodney Mellor DDS	1943	Cable	St		San Diego
	08-0445	01-A	Thomas K Sorensen DDS	1857	Cable	St		San Diego
	08-0447	01-A	Rite Aid # 5647	4840	Niagra	Av		San Diego
	08-0448	01-A	Turton Enterprises	1743	Catalina	Bl		San Diego
	08-0450	01-A	Dr Warren Patch	1952	Sunset Cliffs	Bl		San Diego
	08-0452	01-A	Philip Scott McMahan DDS Inc	1829	Sunset Cliffs	Bl	Suite 3108	San Diego
	08-0455	01-A	SDUSD; Point Loma High School	2335	Chatsworth	Bl		San Diego
	08-0456	01-A	Mark A Kretz DDS	1775	Locust	St		San Diego
	08-0457	01-A	Point Loma Nazarene College	3900	Lomaland	Dr		San Diego
	08-0461	01-A	Ocean Beach Dental	2176	Sunset Cliffs	Bl		San Diego
	08-0462	01-A	Seaside Dentistry	1499	Sunset Cliffs	Bl		San Diego
	08-0463	01-A	Russell C Tontz Jr DDS	1991	Sunset Cliffs	Bl		San Diego
	08-0465	01-A	Peninsula Veterinary Clinic	3767	Voltaire	St		San Diego
	08-0466	01-A	Marc N Reis DDS	4606	Voltaire	St		San Diego
	08-0467	01-A	Cabrillo Veterinary Hospital	4138	Voltaire	St		San Diego
	08-0475	01-A	Kaiser Permanente	3250	Fordham	St		San Diego
	08-0476	01-A	Pacific Chiropractic	1775	Hancock	St		San Diego
	08-0477	01-A	California Retina Associates	3405	Kenyon	St		San Diego
	08-0480	01-A	Midway Chiropractic Center	3689	Midway	Dr		San Diego
	08-0484	01-A	Van A Brollini DDS	4118	W Point Loma	Bl		San Diego
	08-0485	01-A	Paul R Reeb MD	4116	Point Loma	Bl		San Diego
	08-0486	01-A	Health Services Complex	3851	Rosecrans	St		San Diego
	08-0487	01-A	Abundant Health Chiropractic	3045	Rosecrans	St		San Diego
	08-0519	01-A	Walgreens # 6094	3005	Midway	Dr		San Diego

Film Processors Subject to Best Management Practices, Treatment Plant 1

Report run on: January 14, 2011 4:15 PM

Page 9

Class	Facility	Permit	Name		Address			City
2F	08-0543	01-A	Becker Family Dental Care	3046	Avenida de Portugal			San Diego
	08-0545	01-A	CVS Pharmacy # 9165	3327	Rosecrans	St		San Diego
	08-0555	01-A	Point Loma Veterinary Clinic	1964	Sunset Cliffs	Bl		San Diego
	09-0028	02-A	Center City Printing	1031	14th	St		San Diego
	09-0036	02-A	Color Graphics Inc	1660	India	St		San Diego
	09-0279	01-A	Knox Photocopy Service	2250	4th	Av		San Diego
	09-0282	01-A	George's Camera/Video Exchange	3837	30th	St		San Diego
	09-0367	01-A	San Diego Daily Transcript	2131	3rd	Av		San Diego
	09-0535	02-A	Nelson Photo Supply	1909	India	St		San Diego
	09-0665	03-A	Costco Wholesale Photo Lab	650	Gateway Center	Dr		San Diego
	09-0680	02-A	Regency Rehab Hospital	555	Washington	St		San Diego
	09-0698	02-A	Longs Drug Store # 9903	71	Horton	Pl		San Diego
	09-0720	01-A	Internal Medicine Associates	4033	3rd	Av	Suite 300	San Diego
	09-0735	01-A	Champion Orthopedics	2918	5th	Av		San Diego
	09-0738	02-A	J Philip Bradford DDS	3823	8th	Av		San Diego
	09-0739	01-A	Tim Mantoani Photograph	3615	India	St		San Diego
	09-0743	01-A	Arthur L Austin DDS	311	Nutmeg	St		San Diego
	09-0744	01-A	Dr Jeffrey S Keeny DDS	1807	Robinson	Av	Suite 101	San Diego
	09-0745	02-A	Vaheed Bayette DDS	420	Spruce	St	Unit C	San Diego
	09-0747	01-A	Rancho Dental Group	1442	University	Av		San Diego
	09-0748	01-A	Peter D Shaw DDS	315	Walnut	Av		San Diego
	09-0749	01-A	Alan B Lloyd DC	842	Washington	St	Suite A	San Diego
	09-0751	01-A	Richard M Braun MD Inc	770	Washington	St		San Diego
	09-0752	01-A	Rober A Alder DDS	920	Washington	St		San Diego
	09-0754	03-A	VCA Hillcrest Animal Hospital	246	W Washington	St		San Diego
	09-0756	02-A	Dean Nguyen DDS	4082	30th	St		San Diego
	09-0761	01-A	Cabrillo Chiropractic	3878	Old Town	Av		San Diego
	09-0765	01-A	Gary L Greenberg DDS PC	230	G	St		San Diego
	09-0768	01-A	Howard A First DDS Inc	239	Laurel	St		San Diego
	09-0770	01-A	County Administration Center	1600	Pacific	Hy	Room 402	San Diego
	09-0772	01-A	Childrens Dental Health Center	1270	24th	St		San Diego
	09-0776	01-A	Robert Robinson DDS	995	Gateway Center	Wy		San Diego
	09-0779	02-A	Dr Sigrid Parry & Associates	3330	3rd	Av	Suite 202	San Diego
	09-0780	02-A	Reena Feider DDS Inc	2728	3rd	Av		San Diego
	09-0781	01-A	Robert W Hymes DDS Apc	3330	3rd	Av		San Diego
	09-0783	01-A	Jon E Peterson DDS	4076	3rd	Av		San Diego
	09-0789	01-A	Martin Brewer Deal & Hansen	2654	4th	Av		San Diego
	09-0790	01-A	Ernest Casares Jr DDS	3315	4th	Av		San Diego
	09-0794	02-A	US Healthworks - Hillcrest	3930	4th	Av	Suite 200	San Diego
	09-0795	01-A	Uptown Dental Office	3664	4th	Av		San Diego
	09-0796	01-A	Hillcrest Footcare Center	3363	4th	Av		San Diego
	09-0800	01-A	San Diego Transcript	2131	3rd	Av		San Diego

Film Processors Subject to Best Management Practices, Treatment Plant 1

Report run on: January 14, 2011 4:15 PM

Page 10

Class	Facility	Permit	Name		Address			City
2F	09-0801	02-A	Byung Sun Yoo DDS Inc	2425	3rd	Av		San Diego
	09-0805	02-A	Cathleen A Silliman DDS	2322	6th	Av		San Diego
	09-0806	01-A	Implant Dentistry of San Diego	2304	6th	Av		San Diego
	09-0810	01-A	Roger H Tubbesing DDS	233	A	St		San Diego
	09-0812	01-A	Rite Aid # 5644	535	Robinson	Av		San Diego
	09-0817	02-A	CVS Pharmacy # 9141	3151	University	Av		San Diego
	09-0832	02-A	CVS Pharmacy # 9148	313	Washington	St		San Diego
	09-0838	01-A	California Stamp Company	1492	5th	Av		San Diego
	09-0846	01-A	Carl Jepsen DDS	306	Walnut	Av	Suite 39	San Diego
	09-0863	01-A	Giant Photo Service	3617	India	St		San Diego
	09-0876	01-A	Chiropractic Sports and Injury Center	2333	Camino Del Rio South		Suite 230	San Diego
	09-0878	01-A	Stephen Baral DMD	306	Walnut	Av	Suite 36	San Diego
	09-0882	01-A	Scott Rauvola DDS A Dental Corp	2130	4th	Av		San Diego
	09-0883	01-A	Howard A First DDS	306	Walnut	Av	Suite 31	San Diego
	09-0884	01-A	Western Dental	2948	University	Av		San Diego
	09-0892	01-A	Pet Hospital of North Park	2444	University	Av		San Diego
	09-0893	01-A	Pacific Veterinary Services Inc	2646	University	Av		San Diego
	09-0900	01-A	Hillcrest Dental Clinic	3544	30th	St		San Diego
	09-0901	01-A	Ruben Romero DDS/Terry Teudt DDS	306	Walnut	Av	Suite 36A	San Diego
	09-0902	01-A	La Maestra Community Health Centers	4305	University	Av	Suite 120	San Diego
	09-0903	01-A	San Diego American Health Center	2630	First	Av		San Diego
	09-0905	01-A	Ann Marie Zimmerman and David Rens DDS	4103	Third	Av	Suite A	San Diego
	09-0907	01-A	VCA Angel Animal Hospital	3537	30th	St		San Diego
	09-0908	01-A	Apple Dental	1540	Fern	St		San Diego
	09-0915	01-A	Harmony Animal Hospital	3994	Park	Bl		San Diego
	09-0916	01-A	ABC Veterinary Hospital	4054	Normal	St		San Diego
	09-0917	01-A	Ballpark Family Dental	245	25th	St		San Diego
	09-0918	01-A	CVS Pharmacy # 4768	550	C	St		San Diego
	09-0921	01-A	Dr Petros Toma and Putnes Corp	4844	University	Av	Suite B	San Diego
	09-0922	01-A	Mark J Riedler DDS	4167	Ohio	St		San Diego
	09-0925	01-A	Brightcare Dental	3078	University	Av		San Diego
	09-0926	01-A	Dentistry of Old Town	3659	India	St	Suite 100	San Diego
	09-0929	01-A	Kensington Dental	4444	El Cajon	Bl	Suite 4	San Diego
	09-0949	01-A	Life Within Chiropractic	1452	University	Av		San Diego
	10-0415	01-A	Center City Chiropractic	3288	El Cajon	Bl	Suite 9	San Diego
	10-0417	02-A	Loc Bao DDS Inc	4236	El Cajon	Bl		San Diego
	10-0419	01-A	Derek Hyun DDS	4021	Fairmount	Av		San Diego
	10-0421	01-A	Dr Nguyen T Lieu DDS	5296	University	Av		San Diego
	10-0423	02-A	South Bay Dental Center	2939	Alta View	Dr		San Diego
	10-0424	01-A	Gary L Mcclanahan DDS	2449	E Plaza	Bl	Suite A	San Diego
	10-0429	01-A	SDUSD; Crawford High School	4191	Colts	Wy		San Diego
	10-0430	01-A	SDUSD; Hoover High School	4474	El Cajon	Bl		San Diego

Film Processors Subject to Best Management Practices, Treatment Plant 1

Report run on: January 14, 2011 4:15 PM

Page 11

Class	Facility	Permit	Name		Address				City
2F	10-0431	01-A	Campus Dental Group	6244	El Cajon	Bl	Suite	14	San Diego
	10-0433	01-A	Boulevard Animal Clinic	7047	El Cajon	Bl			San Diego
	10-0435	01-A	College Animal Hospital	5653	El Cajon	Bl			San Diego
	10-0436	01-A	Peter Ly DPM	6244	El Cajon	Bl	Suite	29	San Diego
	10-0437	01-A	Family Dentistry	4712	El Cajon	Bl		G	San Diego
	10-0439	02-A	Huan-Tony Bao Ngo DDS	6663	El Cajon	Bl		C	San Diego
	10-0440	01-A	Mark Haeger DDS	6244	El Cajon	Bl	Suite	6	San Diego
	10-0441	01-A	Donald L Anderson DDS	6244	El Cajon	Bl	Suite	8	San Diego
	10-0442	01-A	Kobernick & Chonis DDS	6325	El Cajon	Bl		A	San Diego
	10-0443	01-A	Hi-Tech Dental	5507	El Cajon	Bl			San Diego
	10-0444	03-A	Neighborhood Dental Group	6244	El Cajon	Bl	Suite	25	San Diego
	10-0445	01-A	Dung Ly General Dentistry	4310	Euclid	Av		A	San Diego
	10-0447	01-A	Skill Centers of America	6255	University	Av			San Diego
	10-0448	01-A	University Avenue Dental Group	6324	University	Av			San Diego
	10-0449	01-A	University Square Dentistry	5971	University	Av		309	San Diego
	10-0450	02-A	Dr Rodriguez Dental Corp	3200	Adams	Av		202	San Diego
	10-0459	01-A	SDUSD; School of Performing Art	2425	Dusk	Dr			San Diego
	10-0462	01-A	Rite Aid # 5652	3650	Adams	Av			San Diego
	10-0472	02-A	Orange Family Dental	4205	Fairmount	Av			San Diego
	10-0473	02-A	CVS Pharmacy # 9109	6265	El Cajon	Bl			San Diego
	10-0477	01-A	Gregory B Jensen DDS	6244	El Cajon	Bl			San Diego
	10-0478	02-A	Albertsons # 6801	4421	University	Av			San Diego
	10-0486	01-A	Sam's Club # 6235	6336	College Grove	Wy			San Diego
	10-0494	01-A	Fromex Photo Systems	6370	El Cajon	Bl			San Diego
	10-0498	01-A	Beautiful Smile Dentistry	6368	El Cajon	Bl			San Diego
	10-0505	01-A	CVS Pharmacy # 9121	4404	El Cajon	Bl			San Diego
	10-0506	01-A	Coast Dental Care	6585	El Cajon	Bl			San Diego
	10-0510	01-A	Phuc The Nguyen DDS	4644	El Cajon	Bl	Suite	110	San Diego
	10-0511	01-A	Western Chiropractic Center	3531	El Cajon	Bl	Unit	B	San Diego
	10-0517	01-A	Lynn G Hudak DDS	4541	College	Av			San Diego
	10-0518	01-A	North Park Dental	3426	University	Av			San Diego
	10-0519	01-A	Chiropractic Accident & Industrial Injury Clinic	5106	Federal	Bl	Suite	107	San Diego
	10-0520	01-A	Victor X Crawford DDS	5106	Federal	Bl	Suite	209	San Diego
	10-0521	01-A	In Good Hands Family Healthcare	3641	El Cajon	Bl			San Diego
	10-0525	01-A	El Cerrito Vet Hospital	6911	University	Av			San Diego
	10-0527	01-A	Professional Dental Enterprises	3251	Adams	St	Suite	A	San Diego
10-0528	01-A	Go Swan Chiropractic	3539	College	Av			San Diego	
10-0537	01-A	Health Arts Management	1060	South Euclid	Av			San Diego	
10-0542	01-A	Colina Veterinary Hospital	5530	University	Av			San Diego	
10-0543	01-A	FairEast Dental	4170	Fairmount	Av			San Diego	
11-0363	01-A	Testing Services & Inspection	3030	Main	St			San Diego	

Film Processors Subject to Best Management Practices, Treatment Plant 1

Report run on: January 14, 2011 4:15 PM

Page 12

Class	Facility	Permit	Name		Address			City
2F	11-0389	01-A	Gamma Tech Industries	3645	Dalbergia		St	San Diego
	11-0394	01-A	St Vincent De Paul Village	1501	Imperial		Av	San Diego
	11-0421	01-A	Comprehensive Health Centers	3177	Ocean View		Bl	San Diego
	11-0423	01-A	Bernard J Finlay DDS	6571	Imperial		Av	San Diego
	11-0424	01-A	SDUSD; Morse High School	6905	Skyline		Dr	San Diego
	11-0426	01-A	Workhealth Network Med Center	250	Market		St	San Diego
	11-0427	01-A	Peter Y Umekubo Jr DDS	548	19th		St	San Diego
	11-0429	01-A	SDUSD; Lincoln High School	150	S 49th		St	San Diego
	11-0454	02-A	CVS Pharmacy # 9193	1380	43rd		St	San Diego
	11-0455	01-A	Hornblower Cruises & Events	0	B Street Terminal A			San Diego
	12-0081	00-A	San Ysidro Health Center	4004	Beyer		Bl	San Diego
	12-0100	01-A	County;George Bailey Detention	446	Alta		Rd	San Diego
	12-0112	01-A	NAC	1330	30th		St	San Diego
	12-0113	01-A	So San Diego Veterinary Hosp	2910	Coronado		Av	San Diego
	12-0114	02-A	EZ Smiles Dental Care	1850	Coronado		Av	San Diego
	12-0115	01-A	Lewis J Dorria DDS	2930	Coronado		Av	San Diego
	12-0117	01-A	Montgomery High School	3250	Palm		Av	San Diego
	12-0119	01-A	Jeffrey W Brown DDS	1761	Palm		Av	San Diego
	12-0121	01-A	Jerome A Bannister DDS	4370	Palm		Av	San Diego
	12-0122	02-A	Carlos Garcia DDS	1270	Picador		Bl	San Diego
	12-0123	02-A	Southland Plaza Dental	655	Saturn		Bl	San Diego
	12-0124	01-A	I-5 Palm Ave Medical Clinic	655	Saturn		Bl	San Diego
	12-0125	02-A	San Ysidro Dental Care	2004	Dairy Mart		Rd	San Diego
	12-0146	02-A	CVS Pharmacy # 9115	645	Saturn		Bl	San Diego
	12-0186	01-A	Rancho Vista Medical & Therapy Center Inc	342	W San Ysidro		Bl	San Diego
	12-0208	01-A	CVS Pharmacy # 9524	3320	Palm		Av	San Diego
	12-0209	01-A	Rite Aid # 5668	1856	Coronado		Av	San Diego
	12-0222	01-A	Jose L Lopez DDS Inc	3490	Palm		Av	San Diego
	12-0231	01-A	Juvenile Detention Facility	446	Alta		Rd	San Diego
	13-0048	02-A	Hyspan Precision Products	1685	Brandywine		Av	Chula Vista
	13-0117	02-A	Bay Port Press	645	Marsat		St	Chula Vista
	13-0179	02-A	CVS Pharmacy # 9140	555	Broadway		Suite	Chula Vista
	13-0183	01-A	Wachs Chiropractic Health Center	359	3rd		Av	Chula Vista
	13-0184	01-A	Yoshindo Shibuya DDS Inc	468	3rd		Av	Chula Vista
	13-0185	01-A	Professional Dental Group	301	3rd		Av	Chula Vista
	13-0187	01-A	California Smiles Dental Group	215	3rd		Av	Chula Vista
	13-0190	01-A	Scripps South Bay Imaging Center	480	4th		Av	Chula Vista
	13-0192	02-A	Gentle Touch Family Dentistry	340	4th		Av	Chula Vista
	13-0193	01-A	Victor J Mora DDS	480	4th		Av	Chula Vista
	13-0194	01-A	Bone Associates	450	4th		Av	Chula Vista
	13-0199	02-A	SmileCare Family Dentistry	510	Broadway		Suite	Chula Vista
	13-0200	01-A	Peter Y Umekubo Jr DDS	277	Church		Av	Chula Vista

Film Processors Subject to Best Management Practices, Treatment Plant 1

Report run on: January 14, 2011 4:15 PM

Page 13

Class	Facility	Permit	Name		Address			City
2F	13-0202	01-A	Tanaka Dental Corporation	212	Church		Av	Chula Vista
	13-0204	01-A	Hilltop High School	555	Claire		Av	Chula Vista
	13-0205	01-A	Town Centre Dental Group	265	E		St	Chula Vista
	13-0208	02-A	Chula Vista Dental Office	265	F		St	Chula Vista
	13-0210	01-A	Bill C Crafton DDS	257	F		St	Chula Vista
	13-0212	01-A	Dr Derek M Lichter	247	F		St	Chula Vista
	13-0213	02-A	Longs Drug Store # 9240	380	H		St	Chula Vista
	13-0220	01-A	Woodside Dental Office	498	Hale		St	Chula Vista
	13-0221	01-A	Chiropractic Care Center	295	K		St	Chula Vista
	13-0227	01-A	Family Med Ctr of Chula Vista	1415	Ridgeback		Rd	Chula Vista
	13-0228	02-A	Jerry Massimei DDS APC	1415	Ridgeback		Rd Suite 21	Chula Vista
	13-0234	02-A	Meigs Family Dentistry	1040	Tierra Del Rey		Suite 209	Chula Vista
	13-0235	01-A	Photo Max	1367	3rd		Av	Chula Vista
	13-0239	01-A	Sweetwater Union High School Admin Center	1130	5th		Av	Chula Vista
	13-0243	01-A	South Bay Veterinary Hospital	1038	Broadway			Chula Vista
	13-0244	01-A	Western Dental	1101	Broadway			Chula Vista
	13-0245	03-A	Dental Checkup	1010	Broadway		Suite 5	Chula Vista
	13-0246	01-A	Healthsouth Chula Vista	1111	Broadway			Chula Vista
	13-0249	01-A	The Pet Clinic	3326	Main		St	Chula Vista
	13-0253	01-A	Barry Sliplock DDS	750	Medical Center		Ct	Chula Vista
	13-0255	01-A	Hilltop Dentistry	11	Naples		St	Chula Vista
	13-0256	01-A	Langford Chiropractor	4360	Main		St Suite 209	Chula Vista
	13-0257	01-A	Robert N Woodall DDS Inc	330	Oxford		St	Chula Vista
	13-0261	02-A	Palomar Dental Group	648	Palomar		St	Chula Vista
	13-0264	01-A	Bonita Vista High School	751	Otay Lakes		Rd	Chula Vista
	13-0282	02-A	Costco Wholesale Photo Lab	895	E H		St	Chula Vista
	13-0289	02-A	Longs Drug Store # 9632	880	Third		Av	Chula Vista
	13-0290	01-A	Kaiser Permanente	3955	Bonita		Rd	Chula Vista
	13-0300	01-A	Walgreens # 6255	621	I		St	Chula Vista
	13-0301	01-A	Tricare Outpatient Clinic	644	Naples		St	Chula Vista
	13-0306	02-A	CVS Pharmacy # 9113	645	E Palomar		St	Chula Vista
	13-0314	02-A	Jerry Massimei DDS APC	1415	Ridgeback		Rd Suite 21	Chula Vista
	13-0319	01-A	Rite Aid # 5613	4348	Bonita		Rd	Bonita
	13-0323	01-A	Carl J Hemesath DDS Inc	855	3rd		Av Suite 3330	Chula Vista
	13-0333	01-A	Costco Wholesale # 781	1130	Broadway			Chula Vista
	13-0351	01-A	Smile Design Center	232	3rd		Av	Chula Vista
	13-0354	02-A	CVS Pharmacy # 8859	16	3rd		Av	Chula Vista
	13-0355	01-A	Walgreens # 7867	1430	Eastlake		Py	Chula Vista
	13-0379	01-A	Amazon Animal Hospital	1172	3rd		Av Suite D8	Chula Vista
	13-0382	01-A	Perez Marites DDS	754	Medical		Ct Unit 201	Chula Vista
	13-0385	01-A	Eastlake Village Vet Clinic	2260	Otay Lakes		Rd Unit 113	Chula Vista

Film Processors Subject to Best Management Practices, Treatment Plant 1

Report run on: January 14, 2011 4:15 PM

Page 14

Class	Facility	Permit	Name		Address				City
2F	13-0386	01-A	Telegraph Canyon Animal Medical Center	577	Telegraph Canyon	Rd			Chula Vista
	13-0387	01-A	Perpecta Dental Group	314	Palomar	St			Chula Vista
	13-0388	01-A	Palomar Dental Group	664	Palomar	St	Suite	1103	Chula Vista
	13-0412	01-A	Wal-Mart Store # 5305	1150	Broadway				Chula Vista
	13-0414	01-A	Walgreens # 2623	1111	3rd	Av			Chula Vista
	13-0418	01-A	Steven G Detsch DDS	340	4th	Av	Suite	17	Chula Vista
	13-0419	01-A	CVS Pharmacy # 9196	1376	Third	Av			Chula Vista
	13-0421	01-A	Vicente Miramor DDS Inc	276	Church	Av	Unit	C	Chula Vista
	13-0426	01-A	Pacific Shore Medical	835	3rd	Av	Suite	A	Chula Vista
	13-0430	01-A	Nazli Keri DDS	2226	Otay Lakes	Rd			Chula Vista
	13-0433	01-A	Fabriel Burquez DDS Inc	180	Otay Lakes	Rd	Suite	208	Bonita
	13-0434	01-A	Francisco Mondragon	180	Otay Lakes	Rd	Suite	204A	Bonita
	13-0436	01-A	Children's Primary Dental Care & Adult Dental	397	E	St	Suite	A&B	Chula Vista
	13-0437	01-A	Berger Dental Corporation	180	Otay Lakes	Rd	Suite	204B	Chula Vista
	13-0442	01-A	Wal-Mart # 3516	1360	Eastlake	Pv			Chula Vista
	13-0456	01-A	East Lake Plaza Dental	2060	Otay Lakes	Rd	Suite	230	Chula Vista
	14-0021	01-A	Daryl Catherwood	1001	B	Av		105	Coronado
	14-0022	02-A	Smith Chiropractic Corporation	1001	B	Av	Suite	303	Coronado
	14-0027	01-A	Diane Edge DDS	1012	Isabella	Av			Coronado
	14-0028	01-A	Coronado Veterinary Hospital	150	Orange	Av			Coronado
	14-0030	01-A	Crown Veterinary Hospital	817	Orange	Av			Coronado
	14-0031	01-A	Dan R Hutchison Dmd	543	Orange	Av			Coronado
	14-0033	01-A	Rite Aid # 5655	836	Orange	Av			Coronado
	14-0040	01-A	Coronado Foot Specialists	1121	10th	St			Coronado
	14-0041	01-A	James I Haag DDS	1317	Ynez	Pl			Coronado
	14-0042	01-A	Christopher Kleber DDS	1315	Ynez	Pl			Coronado
	15-0004	01-A	J Geoffrey Murray DDS	1333	Camino Del Mar				Del Mar
	15-0007	01-A	Del Mar Heights Veterinary Hospital	2626	Del Mar Heights	Rd	Suite	B	Del Mar
	15-0008	02-A	Longs Drug Store # 9247	2662	Del Mar Heights	Rd			Del Mar
	15-0011	01-A	Del Mar Professional Dental Group	13983	Mango	Dr	Suite	104	Del Mar
	15-0014	01-A	Del Mar Chiropractic Center	12865	Pointe Del Mar	Wy	Suite	130	Del Mar
	15-0015	01-A	Del Mar Blue Print Company Inc	2201	San Dieguito	Dr			Del Mar
	15-0016	01-A	Del Mar Family Dentistry	2775	Via De La Valle		Suite	103	Del Mar
	15-0017	03-A	Michael J Miller DMD	2775	Via De La Valle		Suite	101	Del Mar
	15-0020	02-A	Albertsons # 6702	2707	Via de la Valle				Del Mar
	16-0012	01-A	Bowen Enterprises	380	Coogan	Wy			El Cajon
	16-0218	01-A	Granite Hills High School	1719	E Madison	Av			El Cajon
	16-0249	01-A	Fletcher Hills Printing	2262	Fletcher	Py			El Cajon
	16-0266	01-A	El Cajon Police Dept	100	Fletcher	Py			El Cajon
	16-0339	02-A	Western Diagnostic Imaging Center	1663	Greenfield	Dr			El Cajon
16-0341	04-A	CVS/Pharmacy #9818	572	Fletcher	Py			El Cajon	

Film Processors Subject to Best Management Practices, Treatment Plant 1

Report run on: January 14, 2011 4:15 PM

Page 15

Class	Facility	Permit	Name		Address			City
2F	16-0399	02-A	Dawco Press	1339	Broadway			El Cajon
	16-0411	03-A	Minuteman Press	1654	Pioneer	Wv		El Cajon
	16-0439	01-A	Valhalla High School	1725	Hillsdale	Rd		El Cajon
	16-0449	01-A	Singing Hills Animal Hospital	1951	Willow Glen	Dr		El Cajon
	16-0450	01-A	Stephen E Phillips DDS	607	Aldwych	Rd		El Cajon
	16-0451	02-A	Lubczuk Dental Arts	707	Arnele	Av		El Cajon
	16-0453	01-A	Corey H Marco MD	280	Avocado	Av		El Cajon
	16-0454	01-A	Larry A Bell DDS	254	Avocado	Av		El Cajon
	16-0455	02-A	Dr Richard S Prouse	292	Avocado	Av		El Cajon
	16-0456	02-A	John Joe Bacino DDS	560	Brockton	St		El Cajon
	16-0457	02-A	Jean Chan DDS	260	E Chase	Av		El Cajon
	16-0458	02-A	Care & Comfort Veterinary Hospital Inc	522	E Chase	Av		El Cajon
	16-0459	02-A	East County Chiropractic	900	N Cuyamaca	St	Suite 201	El Cajon
	16-0460	02-A	Partner Press LLC	280	Cypress	Ln	Suite D	El Cajon
	16-0461	02-A	Brian T Holmes DC	2434	Fletcher	Py		El Cajon
	16-0463	01-A	V S Dentistry	2526	Fletcher	Py		El Cajon
	16-0465	01-A	R Bravin DDS & E Sugita DDS	360	Highland	Av		El Cajon
	16-0467	01-A	El Cajon Valley Vet Hospital	560	Johnson	Av		El Cajon
	16-0471	01-A	Oral Surgi-Center	150	Madison	Av		El Cajon
	16-0477	01-A	Jan S Drake DDS	406	Magnolia	Av		El Cajon
	16-0480	02-A	Ali Haeri DMD MHS	1297	Main	St	Suite A	El Cajon
	16-0481	02-A	Maribel A Celebrado DDS	168	W Park	Av		El Cajon
	16-0484	01-A	Siekerka Chiropractic	983	Washington	Av		El Cajon
	16-0485	01-A	Encompass Fam Phys Med Grp	255	W Washington	Av		El Cajon
	16-0486	01-A	David Keen DDS	595	N Westwind	Dr		El Cajon
	16-0487	01-A	Western Dental Services	583	2nd	St		El Cajon
	16-0489	02-A	Commercial NDT	9303	Bond	Av	Suite A	El Cajon
	16-0491	01-A	Horizon Dental Group	742	Broadway			El Cajon
	16-0492	02-A	Samar Atto DDS	1252	Broadway		Suite B	El Cajon
	16-0494	01-A	Gary V Parcel DDS	941	Broadway		Suite A	El Cajon
	16-0495	01-A	Gary A Olen DDS	773	Broadway			El Cajon
	16-0499	01-A	East County Dental Center	13465	Camino Canada		Suite 110A	El Cajon
	16-0500	01-A	Cajon Rancho Pet Hostpital	1682	Greenfield	Dr		El Cajon
	16-0504	01-A	SmileCare	1242	Main	St		El Cajon
	16-0507	01-A	Rite Aid # 5626	400	N 2nd	St		El Cajon
	16-0510	02-A	CVS Pharmacy # 9173	2760	Fletcher	Py		El Cajon
	16-0525	01-A	Adamo Chiropractic Center	820	Jamacha	Rd	Suite #103	El Cajon
	16-0526	01-A	Kennedy & Scharer DDS	810	Jamacha	Rd	Suite 104	El Cajon
	16-0528	03-A	CVS/Pharmacy #9167	790	Jamacha	Rd		El Cajon
	16-0532	01-A	Kaiser Permanente	250	Travelodge			El Cajon
	16-0543	01-A	Walgreens # 5844	215	N 2nd	St		El Cajon
	16-0546	01-A	Thomas Brant DDS	711	Avocado	Av		El Cajon

Film Processors Subject to Best Management Practices, Treatment Plant 1

Report run on: January 14, 2011 4:15 PM

Page 16

Class	Facility	Permit	Name		Address			City
2F	16-0571	02-A	CVS Pharmacy # 9114	1299	Broadway			El Cajon
	16-0636	01-A	Wal-Mart Store # 3524	605	Fletcher	Py		El Cajon
	16-0640	02-A	Hi Tech Welding and Forming Inc	1990	Friendship	Dr		El Cajon
	16-0653	02-A	Girard Orthopaedic Surgeons Medical Group	1679	E Main	St	Suite 102	El Cajon
	16-0654	01-A	Brian Y Suzuki DMD Family Dentistry	2592	Fletcher Parkway	Py		El Cajon
	16-0655	01-A	Miroue	2752	Navajo	Rd		El Cajon
	16-0657	01-A	S T Sawa & Associates DDS LTD	407	W Madison	Av		El Cajon
	16-0665	01-A	Cajon Dental Group	359	W Madison	Av		El Cajon
	16-0669	01-A	Washington Dentistry	1008	E Washington	Av		El Cajon
	16-0672	01-A	Gary J Wokuluk DDS	119	W Lexington	Av		El Cajon
	16-0680	01-A	Carl Yamaguchi DDS	1276	E Washington	Av		El Cajon
	16-0706	02-A	Blake N Synowski DMD Inc	266	Avocado	Av	Suite A	El Cajon
	16-0719	01-A	CVS Pharmacy # 8842	448	E Chase	Av		El Cajon
	16-0722	01-A	San Diego Web Offset	550	Fesler	St	Suite A	El Cajon
	16-0744	01-A	Chiropractic Family Health Center	1333	N Second	St		El Cajon
	16-0745	01-A	Professional Family Dental	1106	N 2nd	St		El Cajon
	16-0746	01-A	Fenn Orthodontics	1136	N Second	St		El Cajon
	17-0020	01-A	Seacoast Pet Clinic	600	Palm	Av	Suite 103	Imperial Beach
	17-0021	01-A	Imperial Beach Pet Hospital	538	12th	St		Imperial Beach
	17-0023	01-A	Mar Vista High School	505	Elm	Av		Imperial Beach
	17-0024	01-A	Imperial Beach Dental Group	1340	Imperial Beach	Bl		Imperial Beach
	17-0025	01-A	San Diego Job Corps Center	1325	Iris	Av		Imperial Beach
	17-0028	01-A	CVS Pharmacy # 9120	800	Palm	Av		Imperial Beach
	18-0044	02-A	Ritz Camera and Image # 178	5500	Grossmont Center	Dr		La Mesa
	18-0046	00-A	Helix High School	7323	University	Av		La Mesa
	18-0097	03-A	Costco Wholesale Photo Lab	8125	Fletcher	Py		La Mesa
	18-0098	03-A	CVS/Pharmacy #9169	5500	Grossmont Center	Dr		La Mesa
	18-0114	01-A	Irvin Silverstein DDS	6080	Lake Murray	Bl		La Mesa
	18-0116	02-A	Image Dental Group	7557	El Cajon	Bl		La Mesa
	18-0117	01-A	Roman Cham MD	7808	El Cajon	Bl	Suite 10-P	La Mesa
	18-0118	01-A	Richard Bartlett DDS	7557	El Cajon	Bl		La Mesa
	18-0121	01-A	Dr Barkett DDS	5121	Garfield	St		La Mesa
	18-0122	01-A	Alvarado Chiropractic Group	8811	Grossmont	Bl		La Mesa
	18-0125	01-A	Thomas K Brassington DDS	8442	La Mesa	Bl		La Mesa
	18-0126	01-A	Hill / Schneidmiller DDS	7888	La Mesa	Bl		La Mesa
	18-0127	01-A	William R Helps DDS	8875	La Mesa	Bl	Suite F	La Mesa
	18-0132	01-A	Joseph A Buckley DDS	8440	Lemon	Av		La Mesa
	18-0134	01-A	Donald J Trexel DDS	4333	Palm	Av	Suite B	La Mesa
	18-0138	01-A	Thomas J Olinger DDS	8375	University	Av		La Mesa
	18-0140	01-A	Eastridge Veterinary Clinic	7750	University	Av	Suite A	La Mesa
	18-0142	01-A	Classic Dental Care	7122	University	Av		La Mesa
	18-0143	01-A	University Animal Clinic	7134	University	Av		La Mesa

Film Processors Subject to Best Management Practices, Treatment Plant 1

Report run on: January 14, 2011 4:15 PM

Page 17

Class	Facility	Permit	Name		Address				City
2F	18-0145	01-A	Howard Feffer	5268	Baltimore		Dr		La Mesa
	18-0146	01-A	Louis Levy Jr MD	8881	Fletcher		Py	Suite 108	La Mesa
	18-0152	02-A	La Mesa Cardiac Center	5565	Grossmont Center		Dr	Suite 455	La Mesa
	18-0153	01-A	Grossmont Orthopedics	5565	Grossmont Center		Dr		La Mesa
	18-0154	01-A	G S Matosian Dental Corp	5565	Grossmont Center		Dr	Suite 1229	La Mesa
	18-0156	01-A	Jerry M Fabrikant DPM	5565	Grossmont Center		Dr	Suite 1353	La Mesa
	18-0157	01-A	Vernon T K Au DDS	5340	Jackson		Dr		La Mesa
	18-0158	01-A	Lake Murray Village Vet Clinic	5644	Lake Murray		Bl		La Mesa
	18-0159	02-A	La Mesa Family Dental	5652	Lake Murray		Bl		La Mesa
	18-0160	01-A	Vision Chiropractic	7877	Parkway		Dr		La Mesa
	18-0161	01-A	Readicare Center	8090	Parkway		Dr		La Mesa
	18-0162	01-A	Parkway Pet Hospital	8200	Parkway		Dr		La Mesa
	18-0173	02-A	Larry R Pawl DMD	7339	El Cajon		Bl	Suite F	La Mesa
	18-0187	01-A	La Mesa Chiropractic	7170	University		Av		La Mesa
	18-0192	01-A	Frederick W Lindblam DDS	5153	Jackson		Dr		La Mesa
	18-0198	01-A	Ronald S Lessem DDS	4990	70th		St	Space A	La Mesa
	18-0201	01-A	La Mesa Family Dental Group	5680	Lake Murray		Bl	Suite B	La Mesa
	18-0203	01-A	Dr Federico J Tiznado DDS	7877	Parkway		Dr	Suite 2B	La Mesa
	18-0204	01-A	Caruthers Chiropractic	5360	Jackson		Dr	Suite 116	La Mesa
	18-0209	01-A	Karen Anderson DPM	5565	Grossmont Center		Dr	Suite 152	La Mesa
	18-0210	01-A	Lake Murray Dental Group	5308	Lake Murray		Bl	Suite C	La Mesa
	19-0199	00-A	The Picture People	3030	Plaza Bonita		Rd	Suite 2232	National City
	19-0239	01-A	David M Graham MD	305	8th		St		National City
	19-0242	02-A	My Dentists	1341	E 8th		St		National City
	19-0243	01-A	South Coast Medical Clinic	408	8th		St		National City
	19-0244	01-A	A Avenue Dental	705	A		Av		National City
	19-0246	01-A	Sweetwater Union High School	2900	Highland		Av		National City
	19-0248	01-A	Rofdolfo H Picazo DDS	1436	Highland		Av		National City
	19-0249	01-A	Waiel Y Putrus DDS	2004	Highland		Av		National City
	19-0250	01-A	John Dimaccio DDS	903	Highland		Av		National City
	19-0252	01-A	Sam K Parsi DDS	2010	Highland		Av		National City
	19-0254	02-A	Family Dentistry	1127	Highland		Av		National City
	19-0256	02-A	Dentistry of Old Town	1615	Plaza		Bl	Suite 100	National City
	19-0257	02-A	Plaza Boulevard Animal Hospital	2415	E Plaza		Bl		National City
	19-0261	02-A	Town & Country Dental	1536	Sweetwater		Rd	Suite E	National City
	19-0262	01-A	Ben Antioquia DDS	1727	Sweetwater		Rd		National City
	19-0274	02-A	Longs Drug Store # 9783	1734	Sweetwater		Rd		National City
	19-0310	01-A	Walgreens # 7869	885	Euclid		Av		National City
	19-0314	01-A	Marilyn Agbuya DDS	1430	E Plaza		Bl	Suite E9	National City
	19-0315	01-A	CVS Pharmacy # 9138	1201	E Plaza		Bl		National City
	19-0316	01-A	Emilia Hernandez Dental Office	1483	E Plaza		Bl		National City
	19-0317	01-A	XDI Medical Diagnostic Imaging	404	Mile of Cars		Wy	Unit D	National City

Film Processors Subject to Best Management Practices, Treatment Plant 1

Report run on: January 14, 2011 4:15 PM

Page 18

Class	Facility	Permit	Name	Address	City
2F	19-0319	01-A	Western Dental	1539 E Plaza	National City
	19-0321	01-A	Dr Richard Grant	2240 E Plaza	National City
	19-0324	01-A	Dr Moore Dental Office	3110 S Plaza	National City
	19-0325	01-A	Salvanera Dental Office	1035 S Harbison	National City
	19-0331	01-A	Myrna N Sabino DMD	2340 E 8th	National City
	19-0333	01-A	New Image Dentistry	2340 E 8th	National City
	19-0334	01-A	South Bay Family Dental Center	2 N Euclid	National City
	19-0335	01-A	Highland Dental	51 N Highland	National City
	19-0344	01-A	Ferdinand Tuazon DDS	1235 E 8th	National City
	19-0345	01-A	Aurea B & Arleen Crisostomo DDS	905 E 8th	National City
	19-0346	01-A	South Coast Dental	400 Mile Of Cars	National City
	19-0347	01-A	Jane S Galang	1415 E 8th	National City
	19-0356	01-A	Purita B Ebbay DMD Inc	1105 E Plaza	National City
	19-0357	01-A	Tooth Fairy Dental Group	340 E 8th	National City
	20-0031	01-A	Wal-Mart 1 Hr Photo Lab	13425 Community	Poway
	20-0076	01-A	Poway High School	15500 Espola	Poway
	20-0077	02-A	Pomerado Orthopedic Specialist	12630 Monte Vista	Poway
	20-0079	02-A	Ham Sang Wong DDS	12855 Pomerado	Poway
	20-0081	02-A	Bruce W Johnson DMD	15835 Pomerado	Poway
	20-0083	01-A	S Chandler DMD Pro Dental Cor	15835 Pomerado	Poway
	20-0084	02-A	Roxana Mashoon, DDS	15835 Pomerado	Poway
	20-0086	01-A	William Racicot DDS	13029 Pomerado	Poway
	20-0087	01-A	Nina Mojaver DMD	15835 Pomerado	Poway
	20-0091	01-A	Marshall's Dental Center	15706 Pomerado	Poway
	20-0094	01-A	Wiederrich Chiropractic Clinic	14103 Poway	Poway
	20-0096	01-A	Donna S Mcaferty DDS Inc	12511 Poway	Poway
	20-0100	01-A	R E Rheinhardt DDS	13362 Poway	Poway
	20-0104	01-A	Marissa Tayag Dental Office	12222 Poway	Poway
	20-0106	01-A	Rancho Bernardo Printing Inc	12267 N Crosthwaite	Poway
	20-0110	02-A	CVS Pharmacy # 9105	12358 Poway	Poway
	20-0129	01-A	Printex Inc	12113 Kirkham	Poway
	20-0178	01-A	Costco Wholesale # 775	12155 Tech Center	Poway
	20-0229	01-A	Derek Hyun Dental Corp	13025 Pomerado	Poway
	21-0082	03-A	Costco Wholesale Photo Lab	101 Town Center	Santee
	21-0140	01-A	Larson-Metercraft Inc	9356 Wheatlands	Santee
	21-0210	01-A	Santee Family Practice Medical Group	10158 Buena Vista	Santee
	21-0211	01-A	Gerald Sisson DDS	8964 Carlton Hills	Santee
	21-0215	02-A	Nicholas Thacker DDS	8770 Cuyamaca	Santee
	21-0221	01-A	Santana High School	9915 Av Magnolia	Santee
	21-0222	02-A	Mast Blvd Pet Hospital	9740 Av Magnolia	Santee
	21-0223	01-A	Byron P Cosgrove DDS	9850 Av Magnolia	Santee
	21-0224	01-A	West Hills High School	8756 Mast	Santee

Film Processors Subject to Best Management Practices, Treatment Plant 1

Report run on: January 14, 2011 4:15 PM

Page 19

Class	Facility	Permit	Name		Address				City
2F	21-0225	01-A	Lasting Impressions	10366	Mission Gorge	Rd			Santee
	21-0226	01-A	Healthsouth Santee	9745	Prospect	Av	Suite	100	Santee
	21-0228	01-A	Santee Dental Group	235	Town Center	Py	Suite	D	Santee
	21-0233	01-A	Family Dentistry	10769	Woodside	Dr			Santee
	21-0290	01-A	CVS Pharmacy # 9145	9730	Mission Gorge	Rd			Santee
	21-0293	01-A	Daniel M Kleiner DPM	10201	Mission Gorge	Rd			Santee
	22-0041	01-A	Kevin Swartzberg DDS	3050	Main	St			Lemon Grove
	22-0047	01-A	Stoddard Chiropractic Office	7366	Broadway		Suite	C	Lemon Grove
	22-0048	01-A	Lemon Grove Family Dental Ctr	7441	Broadway				Lemon Grove
	22-0049	01-A	San Diego Pet Hospital	7368	Broadway				Lemon Grove
	22-0050	01-A	East County Urgent Care	7586	Broadway				Lemon Grove
	22-0052	01-A	E Garnel Martin DDS	7040	Broadway				Lemon Grove
	22-0054	01-A	Lemon Grove Veterinary Hospital	7572	North	Av			Lemon Grove
	22-0055	02-A	CVS Pharmacy # 9112	7100	Broadway				Lemon Grove
	32-0003	01-A	Rite Aid	1665	Alpine	Bl			Alpine
	32-0012	01-A	Country Pet Clinic	2525	Alpine	Bl			Alpine
	33-0041	01-A	Albertsons # 6738	9560	Winter Gardens	Bl			Lakeside
	34-0062	02-A	Denise Zendejas DDS	9150	Campo	Rd			Spring Valley
	34-0080	01-A	Albertsons # 6783	2899	Jamacha	Rd			El Cajon
	34-0085	01-A	Publicia Press LTd	2737	Via Orange	Wy	Suite	108	Spring Valley
773									

CHAPTER 4 - ENFORCEMENT

4.1 INTRODUCTION

The Metropolitan Industrial Wastewater Control Program (IWCP) has the primary objectives of bringing permittees into compliance with applicable Federal Pretreatment Standards and requirements, and controlling and reducing mass emissions of industrial pollutants to the sewer. As provided in its Enforcement Response Plan and the City of San Diego Municipal Code, the Program has a broad range of enforcement mechanisms available, including the recovery of administrative and supplemental monitoring costs related to violation identification and processing; Notices of Violation; Compliance or Penalty Orders; publication of the annual List of Facilities in Significant Non-Compliance; and permit revocations and suspensions.

The enforcement section implements the program's approved Enforcement Response Plan (ERP) for violations identified through monitoring at designated sample points. When a permittee violates a discharge limit, enforcement action is initiated, including issuance of a Notice of Violation (NOV) and scheduling of additional sampling. The industry is billed to recover violation sampling and NOV administrative costs. Subsequent non-compliance results in escalating enforcement, which may include issuance of a Compliance Order requiring corrective measures and compliance by a proscribed date. Following a Compliance Order, the Program will issue an Administrative Penalty Order to recover, at a minimum, any economic benefit accrued to the violator as a result of non-compliance; the economic benefit is calculated using EPA's BEN program. Additionally, the Program is authorized to seek administrative civil penalties. All compliance schedules resulting from violations of pretreatment standards are issued in Administrative Compliance Orders. Violators that do not achieve and maintain compliance through the Administrative Notice and Order procedure are referred to the court system for civil or criminal prosecution. Enforcement procedures are detailed in the Program's Enforcement Response Plan, copies of which are available to the public.

4.2 ANNUAL SIU COMPLIANCE STATISTICS

The Program assesses the compliance status of its inventory of significant industrial users (SIUs) according to the criteria set forth in NPDES Permit No CA 0107409, Order No R9-2002-0025, Part D.4a, pages 36 and 37 and NPDES Permit No CA 0109045, Order No R9-2009-0001, pages 43 - 46. These criteria include identification of all SIUs in significant non-compliance (SNC), as defined in the federal regulations at 40 CFR 403.8(f)(2)(viii). Table 4.2-1 presents a summary of annual SIU compliance status determinations. The Program is required to meet a minimum standard of no more than 15% of SIUs in SNC for the calendar year. As provided in the Pt Loma NPDES permit, SIUs who have been issued Administrative Penalty Orders are not included in determining compliance with the 15 % SNC standard.

**Table 4.2-1
COMPLIANCE STATUS SUMMARY FOR
SIGNIFICANT INDUSTRIAL USERS**

Status	NUMBER OF PERMITTED OUTFALLS									
	2001	2002	2003	2004	2005	2006	2007	2008	2009	2010
Consistent Compliance	84	91	75	74	76	79	92	83	85	112
Inconsistent Compliance	24	25	30	30	26	27	16	21	18	9
Significant Non-Compliance	11	9	12	11	8	7	14	12	10	4
Total	119	125	117	115	110	113	122	116	113	125

In CY2010 a total of 98 SIUs were monitored at 166 sampling locations constituting 125 outfalls. Four (4) outfalls at four (4) SIU facilities were found to be in SNC and no Administrative Penalty Orders were issued in 2010. **The resulting non-compliance rate for 2010 is 3.2% (4 of 125 outfalls).** For the year, SIUs were in full compliance (no violations) with discharge standards and requirements at 90 % of the permitted outfalls.

4.3 SEMI-ANNUAL SIU COMPLIANCE STATUS REPORT

The Semi-Annual SIU Compliance Status Report for the period of 01 July 2010 through 31 December 2010 is presented as Report 4.3-1 at the end of this section.

4.4 ANNUAL SIU COMPLIANCE STATUS REPORT

The Annual SIU Compliance Status Report for CY2010 is presented as Report 4.4-1 at the end of this section. Report 4.4-1 lists the industry name, address, permit number, permit class; industrial flow by connection; violation dates and descriptions, if applicable; discharge standard and period, and actual value resulting in the violation; whether the violation exceeded the TRC; and whether the industry has been in Significant Non-Compliance (SNC) at any time during the year.

4.5 PUBLICATION OF INDUSTRIES IN SNC

Public participation provisions of the Federal Pretreatment Regulations require that industries found to be in Significant Non-Compliance at any time during the previous calendar year be published in a newspaper of general circulation that provides meaningful public notice within the jurisdiction(s) served by the POTW. Each spring, the program publishes the annual Notice of Significant Non-Compliance in the San Diego edition of the Union Tribune. The notice for CY2010 follows:

Table 4.5-1		
NOTICE OF SIGNIFICANT NON-COMPLIANCE WITH SEWER DISCHARGE REQUIREMENTS		
<p>NOTICE is hereby given that in CY2010, the following industries were found to be in Significant Non-Compliance (SNC) for exceeding applicable discharge limits or failing to meet reporting requirements, based on statistical criteria established by EPA and set forth at 40 CFR 403.8(f)(2)(viii). For additional information contact Barbara Sharatz, Program Manager, Metropolitan Industrial Wastewater Control Program, (858) 654-4106.</p>		
INDUSTRY	ADDRESS	POLLUTANT/OTHER
Cantare Foods Inc	7651 Saint Andrews Ave, San Diego	oil and grease
Cintas Corporation	675 32 nd St, San Diego	oil and grease
Rohr Inc dba Goodrich Aerostructures	850 Lagoon Dr, Chula Vista	chromium
Southern California Plating Co	3261 National Ave, San Diego	nickel, cyanide, amenable ¹

¹ SNC due to a single sample in violation for the pollutant listed

4.6 NON-COMPLIANCE FEES / PENALTIES

Non-compliance fees and administrative penalties collected during the past ten years are summarized in Table 4.6-1 below.

Table 4.6-1 NON-COMPLIANCE FEES AND PENALTIES SUMMARY										
Action	2001 SIU/ non-SIU	2002 SIU/ non-SIU	2003 SIU/ non-SIU	2004 SIU/ non-SIU	2005 SIU/ non-SIU	2006 SIU/ non-SIU	2007 SIU/ non-SIU	2008 SIU/ non-SIU	2009 SIU/ non-SIU	2010 SIU/ non-SIU
NOV Fees (\$)	16,125 / 8,300	16,600 / 5,950	25,875/ 12,900	8,900/ 13,575	17,975/ 13,025	17,875/ 8,675	17,234/ 9,750	19,721/ 9,525	15,286/ 8,625	11,100/ 7,525
Civil (\$) Penalties Collected	26,812	0	0	0	116,900	79,707	0	118,747	0	0
Civil (\$) Penalties Assessed	26,812	0	0	88,979	116,900	79,707	171,950	150,447	0	0
Civil (\$) Penalties Offset	0	0	0	0	0	0	0	203,650	0	0

4.7 ENFORCEMENT ACTIONS BY TYPE

Compliance Inspections: In order to investigate non-compliance, determine required or recommended corrective actions, and/or evaluate the progress of permittees operating under Compliance Orders or specific permit requirements or schedules, program inspectors conduct non-routine compliance inspections. The program conducted four (4) non-routine compliance inspections in CY2010.

Notices of Violation - Administrative Fees: A Notice of Violation (NOV) is a written notification from the Program of specific violations of discharge limits or requirements that have occurred. Simultaneously, the discharger is invoiced for fees to cover costs associated with administering the NOV. The NOV requires the permittee to take corrective actions. Supplemental violation monitoring is performed by the Program's analytical laboratory within 30 days of becoming aware of the violation, and the cost of the extra sampling and analyses is billed to the violator. For CY2010, a total of 275 NOV's were issued to categorical and non-categorical permittees, and \$ 18,625 in related administrative fees was billed.

Compliance Orders: Compliance Orders (CO) are issued to permit violators for the purpose of imposing schedules, requiring pretreatment installation, or mandating other measures needed in order to achieve and maintain permit compliance. The Program did not issue any COs in CY2010.

Table 4.7-1: Compliance Orders			
Industry Name	Facility #	Order #	Date Issued
None			

Administrative Penalties and Other Fees: Pursuant to the authority of Municipal Code Chapter I, Article 2, Sections 12.0801 - 12.0810, the Program may issue Administrative Orders and Penalties. The Program did not issue any Administrative Penalty Orders in CY2010:

Table 4.7-2: Administrative Penalty Orders			
Industry Name	Facility #	Order #	Date Issued
None			

Civil / Criminal Referral to Prosecuting Agencies: When a permittee intentionally or negligently violates any provision of the Municipal Code, permit conditions, or discharge limits, the Program may refer the matter to the City or District Attorneys for investigation and possible action. The Program did not make any civil or criminal referrals in CY2010.

4.8 ENFORCEMENT SUMMARIES

4.8-1: Summary of Program Enforcement Actions

Table 4.8-1 ENFORCEMENT ACTIONS SUMMARY										
Action	2001 SIU / non- SIU	2002 SIU / non- SIU	2003 SIU / non- SIU	2004 SIU / non- SIU	2005 SIU / non- SIU	2006 SIU / non- SIU	2007 SIU / non- SIU	2008 SIU / non- SIU	2009 SIU / non- SIU	2010 SIU / non- SIU
NOV	211/ 117	201 / 80	289/ 162	327/ 183	226/ 163	204/ 114	184/ 126	223/ 111	172/ 121	162/ 113
Supplemental Monitoring	70 / 0	55 / 7	156 / 16	129 / 37	96 / 8	89 / 11	96 / 20	98 / 18	53 / 11	39 / 4
Compliance Order	2	1	4	0	1	0	3	0	0	0
Administrative Penalty Order	1	0	0	1	2	1	1	1	0	0
Permit Revocation	0	0	0	0	0	0	0	0	0	0
Civil/Criminal Referral	1	0 / 1	1 / 1	0	1	0	0	0	0	0
Published for SNC	11	8	12	11	8	7	14	12	9	4

4.8-2: SIU Enforcement Actions Initiated, Continued, or Finalized in CY2010

Angelica Textile Services; IU# 11-0032

This commercial laundry failed to submit the self-monitoring reports (SMRs) due July 15, 2009, October 15, 2009, and November 15, 2009, and was therefore in SNC for late reporting in the 3rd and 4th quarters. NOVs were issued for the violations and the new chief engineer as of February 2010 explained that his predecessor was out on extended medical leave in 2009. The Preliminary Conference conducted in April 2010 focused on fully educating the new chief engineer on SM reporting requirements. Since then the SMRs have been consistently submitted 2 weeks prior to the due date, and no further enforcement actions are planned.

Cantare Foods Inc; IU# 12-0212

This food manufacturer was permitted in July 2009 for discharges from cheese manufacturing to connection 110 and from the bakery to connection 210. The IU failed to submit the connection 210 SMRs due October 15, 2009 and November 15, 2009 by the end of the year, and was therefore in SNC for late reporting in the 4th quarter in 2009. NOVs were issued for the violations and 2 compliance inspections were conducted in March 2010 to address pretreatment issues and self-monitoring reporting requirements for the facility.

In 2010 at connection 110, oil and grease violations for six of the 16 samples collected exceeded the TRC limit and resulted in SNC status for the six-month period ending in the 2nd quarter. NOVs were issued for the violations and additional program monitoring was scheduled. The IU has not yet responded to each violation, but indicated in May 2010 they planned to install equipment for catching the dripping whey and milk from the production area. This improvement was subsequently observed by the program during a July inspection. Escalation of enforcement actions are on hold pending receipt of a wastewater production study to determine whether flow-weighted averaging is appropriate.

Cantare Foods Inc reported that, as of February 4, 2011, they have temporarily shut down operations pending resolution of financial concerns.

Cintas Corporation; IU# 11-0189

This industrial laundry discharges about 35,700 gpd after pretreatment including heat reclamation, lint screening, and oil and sediment separation with a three-chambered clarifier. The IU met the criteria for SNC status for the six-month period ending in the 1st quarter of 2010 as two of the 3 samples collected exceeded the daily maximum for oil and grease. NOVs were issued for the violations and additional program monitoring was scheduled. The IU attributed the high oil and grease levels to the processing of bar mop towels and indicated it began outsourcing over 25% of these bar mops to an outside company in March 2010. All the subsequent 8 samples collected (4 by the program) in 2010 have demonstrated compliance; no further enforcement actions are planned.

Creative Metal Industries; IU# 21-0248

This custom metal products shop specializes in decorative elevator doors, plaques, and signs. A

ferric chloride etching process is performed without discharge to sewer, however cleaning of screens from the associated silk screen printing operation discharges 60 gpd. In December 2009 TRC monthly average and daily maximum violations for copper and zinc in one of the three months sampled resulted in SNC status for the six-month period ending in the 4th quarter. NOV's were issued for the violations and additional program monitoring was scheduled.

The IU attributed the violation to an employee dumping mop water, presumably containing copper and zinc contaminated dust, into the screen cleaning sink and noted the employee no longer works for the company. The remaining employees have years of experience and know the sink is for screen cleaning only, however the IU now emphasizes proper disposal, both in training and by placement of a sign by the sink communicating that it is a screen cleaning station only. Except for the single July sample just exceeding the copper monthly average, the other 13 monitoring events in 2010 including 8 by the program have demonstrated compliance; an NOV was issued and no further enforcement actions are planned.

Doncasters GCE Industries; IU# 13-0115

This sheet metal fabricator of components for stationary turbine power units discharges about 300 gpd to connections 330 and 410 from dye penetrant testing, vibratory cleaning, and water jet cutting. The IU submitted its connection 330 SMR due July 15, 2009 on August 25, 2009 (41 days late), and failed to submit the connection 330 and 410 SMRs due October 15, 2009 in 2009, and was therefore in SNC for late reporting in the 3rd and 4th quarters. NOV's were issued for the violations. The reporting issues appear to stem from significant turnover in the Environmental Manager position. The long-time incumbent in this position retired in the spring of 2009; the first replacement was no longer with the firm by fall 2009; the second was gone by March 2010. A third replacement hired in late March is known to have extensive experience with the program's self-monitoring reporting requirements. Since then the SMRs have been submitted by the due dates and the outstanding Oct 15, 2009 SMRs were received on April 29, 2010, therefore and no further enforcement actions are planned.

RJ Donovan Correctional Facility; IU# 12-0038

This medium security state prison discharges about 700,000 gpd of total wastewater through a single outfall, designated connection 100. The periodic discharge of excessive solids attributed to the IU has been observed at downstream city sewerage facilities since 2003. Additionally, the IU failed to comply with permit requirements to upgrade its existing grinding system to eliminate down times and re-establish solids removal by September 1, 2006. As a result, the IU was in SNC during 2007 for missing compliance schedule milestones by more than 90 days.

Compliance Order No. 2007-49126, issued on December 13, 2007, ordered the IU to: submit an engineering plan by April 1, 2008 outlining the steps necessary to achieve and maintain compliance and including an implementation schedule that did not extend beyond October 1, 2008; and take the necessary corrective actions to achieve consistent compliance and submit specified financial information by October 1, 2008.

The IU submitted a plan on March 28, 2008 to install 2 two auger monsters in parallel, but failed to include an implementation schedule. An NOV was issued and the IU revised its proposal by

July 1, 2008 to include a schedule for implementation with a final completion date of March 26, 2010. A second NOV was issued for failing to include an implementation date that did not extend beyond October 1, 2008. The IU failed to comply with the remaining order requirements by October 1, 2008. Thus the IU remained in SNC for 2008 for missing compliance schedule milestones by more than 90 days. In February 2009, the IU asserted that the following measures taken by the fall of 2008 achieved interim compliance with the CO requirements: 1) replacement of the existing sewage grinders, 2) removal of any accumulated solid matter (by raking) from the sewage pit twice each day, and 3) installation of flushometers in all inmate cells which prevent the toilet from being flushed more than 2 times in a fifteen minute period and thus reduce the solid inorganic material an inmate can effectively flush down the toilet.

In March 2009 the state board approved funding for the “solids removal/auger monster” project and by July 2009 the project was fully funded. After a bid protest was resolved in January 2010 and delivery of the equipment from overseas was delayed until July 2010, the auger monster grinder system was installed, but not tied into the IU’s effluent line, by the end of August 2010. Then after a special waste profile was provided to the landfill and solids bins were obtained the much anticipated auger monster grinder system was fully implemented in October 2010. No further enforcement action is planned.

Rohr Inc dba Goodrich Aerostructures; IU# 13-0161

This aircraft parts manufacturer discharges about 21,300 gpd from its metal finishing operations; 5200 gpd to connection 250 after model technology pretreatment, and 16,100 from more dilute wastestreams subject to metal finishing standards to connection 210. At connection 250 a monthly average violation for chromium in April and monthly average and daily maximum violations for chromium in July and August 2010 resulted in SNC status for the six-month periods ending in the 3rd and 4th quarters. Starting in August when the first lab results became available, NOVs were issued for the violations and additional program monitoring was scheduled. The violations were attributed to a damaged ORP sensor and probe in the chrome reduction tank and an error in the controller system’s computer logic. The corrective actions included replacement of the sensor and probe, modification of the controller logic to insure the pumping system is shut down if the ORP high limit is exceeded, and replacement of one of the microfiltration banks. The IU became aware of violations in August and moved promptly to identify and correct the causes. IU self-monitoring in early September 2010 and all 6 subsequent monitoring events including 3 by the program through February 2011 have demonstrated compliance; no further enforcement actions are planned.

Southern California Plating Company; IU# 11-0024

This job shop discharges around 1300 gpd from its metal finishing operations after model technology pretreatment. Monthly average violations for nickel in April, June, and August 2010 resulted in SNC status for the six-month periods ending in the 2nd and 3rd quarters. Then a single monthly average violation for cyanide in December 2010 resulted in SNC status for the six-month period ending in the 4th quarter. NOVs were issued for the daily maximum and monthly average violations and additional program monitoring was scheduled. The IU suggested the April violations resulted from moving the plumbing and sample collection reservoir to clean the area, but later attributed the nickel violations to a faulty waste treatment system mixer and

sensor, which were replaced by their system representative. After 3 subsequent samples collected (2 by the program) in 2010 demonstrated compliance the last program sample of the year exceeded the cyanide monthly average limit. A response to the cyanide NOV is pending, and additional program monitoring has been scheduled for 2011 to determine whether the IU needs to take further corrective actions to achieve consistent compliance.

Vision Systems Inc; IU# 16-0343

This metal finisher discharges around 150 gpd of rinse water from chem-filming operations on architectural aluminum to Connections 111 and 110 after pretreatment using model technology. Monthly average violations for amenable cyanide at connection 111 in July and October 2009 resulted in SNC status for the six-month period ending in the 4th quarter. NOVs were issued for the violations and additional program monitoring was scheduled. The IU attributed the October violation to a decrease in overall production and in the frequency they pretreated the rinse tank wastewater. To prevent additional violations, the IU indicated it would resume treatment and discharge of the chromium rinse tank wastewater on a regular basis regardless of production levels. After the next 4 monitoring events in November 2009, and February, March, and April 2010 demonstrated compliance, the IU exceeded its daily maximum and monthly average limits for amenable cyanide in May 2010. The IU disputed the May results and provided additional self monitoring data for samples collected just after the program's sampling which demonstrated compliance. In the 2nd half of 2010 all 8 monitoring events including 5 by the program demonstrated compliance; no further enforcement actions are planned.

4.9 POLLUTION PREVENTION PLANS

During CY 2010, no industries were required to prepare and / or implement pollution prevention plans under the provisions of CA SB709 and SB2165.

Semi-Annual SIU Compliance Status Report

01-Jul-2010 through 31-Dec-2010

SIU Name	IU#	Class	IW Disch	SNC?	[If Yes, Why]	Conn	Violation Date	Description/Parameter	Value	Limit	Period	Cat	TRC
Action Powder Coating LLC 7949 Stromesa Ct Suite D, San Diego	03-0717	1	1213	No		110	24-Aug-10	SMR Late - written notice					
Alsco Inc 705 W Grape St, San Diego	09-0001	3	73436	No		100	15-Jul-10	SMR Incomplete - failed to resample					
						100	22-Sep-10	Oil and grease, Total	910	588	DM	L	N
CP Kelco 2025 E Harbor Dr, San Diego	11-0444	2	673257	No		800	18-Jan-11	SMR Incomplete					
Cantare Foods Inc 7651 Saint Andrews Av, San Diego	12-0212	3	26210	No		100	20-Jul-10	SMR Incomplete - failed notify in 24 hrs					
						100	23-Jul-10	SMR Late - written notice					
						100	30-Jul-10	Oil and grease, Total	710	500	DM	L	Y
						100	30-Jul-10	pH-Instantaneous					
						100	15-Aug-10	SMR Incomplete - failed notify in 24 hrs					
						100	15-Aug-10	SMR Incomplete - missing parameter					
						100	27-Aug-10	Oil and grease, Total	923	500	DM	L	Y
						100	30-Sep-10	Oil and grease, Total	596	500	DM	L	N
						100	21-Oct-10	Oil and grease, Total	775	500	DM	L	Y
						100	21-Oct-10	pH-Instantaneous					N
						100	29-Nov-10	SMR Incomplete - failed notify in 24 hrs					
						100	29-Nov-10	SMR Incomplete - missing parameter					
						100	06-Dec-10	Oil and grease, Total	544	500	DM	L	Y
						100	18-Jan-11	SMR Incomplete					
						100	19-Jan-11	SMR Incomplete					
						210	23-Jul-10	SMR Late - written notice					
						210	18-Jan-11	SMR Incomplete					
Compucraft Industries Inc 8787 Olive Ln, Santee	21-0252	1	471	No		100	23-Jul-10	SMR Late - written notice					
						110	23-Jul-10	SMR Late - written notice					
						120	23-Jul-10	SMR Late - written notice					

Semi-Annual SIU Compliance Status Report

01-Jul-2010 through 31-Dec-2010

SIU Name	IU#	Class	IW Disch	SNC?	[If Yes, Why]	Conn	Violation Date	Description/Parameter	Value	Limit	Period	Cat	TRC
Creative Metal Industries 10039 Prospect Av Suite E, Santee	21-0248	1	60	No		110	01-Jul-10	Copper, Total	2.14	2.07	MO	F	N
GKN Aerospace Chem- tronics Inc 1150 W Bradley Av, El Cajon	16-0520	1	32543	No		110	08-Nov-10	SMR Incomplete					
						210	08-Nov-10	SMR Incomplete					
						410	08-Nov-10	SMR Incomplete					
						510	08-Nov-10	SMR Incomplete					
Hallmark Circuits Inc 13500 Danielson St, Poway	20-0043	1	75489	No		110	08-Jul-10	Silver, Total	1				
						110	30-Sep-10	SMR Incomplete					
Heinz Frozen Foods 7878 Airway Rd, San Diego	12-0154	3	90000	No		110	21-Oct-10	Oil and grease, Total	841	500	DM	L	Y
						110	15-Dec-10	Oil and grease, Total	1290	500	DM	L	Y
Miller Environmental 2701 North Harbor Dr, San Diego	08-0558	2	34294	No		100	24-Aug-10	SMR Late - written notice					
						100	22-Nov-10	SMR Incomplete					
Polese Company Inc 10113 Carroll Canyon Rd, San Diego	03-0722	1	225	No		110	01-Sep-10	Cadmium, Total	.1	.07	MO	F	Y
Rohr Inc dba Goodrich Aerostructures 850 Lagoon Dr, Chula Vista	13-0161	1	21430	Yes	SNC2 - TRC (DM): Cr 3/7,Cr 3/9 (MO): Cr 2/5,Cr 2/6	250	01-Jul-10	Chromium, Total	5.76	1.71	MO	F	Y
						250	27-Jul-10	Chromium, Total	3.25	2.77	DM	F	N
						250	29-Jul-10	Chromium, Total	8.27	2.77	DM	F	Y
						250	01-Aug-10	Chromium, Total	15.8	1.71	MO	F	Y
						250	05-Aug-10	Chromium, Total	8.48	2.77	DM	F	Y
						250	26-Aug-10	Chromium, Total	23.1	2.77	DM	F	Y
						700	26-Jul-10	SMR Incomplete					

Semi-Annual SIU Compliance Status Report

01-Jul-2010 through 31-Dec-2010

SIU Name	IU#	Class	IW Disch	SNC?	[If Yes, Why]	Conn	Violation Date	Description/Parameter	Value	Limit	Period	Cat	TRC
Southern California Plating Company Inc 3261 National Av, San Diego	11-0024	1	1300	Yes	SNC2 - TRC (MO): Ni 3/5,CN,T 1/3	110	01-Aug-10	Nickel, Total	4.38	2.38	MO	F	Y
						110	24-Aug-10	Nickel, Total	6.76	3.98	DM	F	Y
						110	01-Dec-10	Cyanide, Total	1.02	.65	MO	F	Y
Spec-Built Systems Inc 2150 Michael Faraday Dr, San Diego	12-0202	1	26	No		110	14-Dec-10	SMR Incomplete					
						110	28-Jan-11	SMR Incomplete					
UT; Ami Adini & Associates Inc 77 Broadway, Chula Vista	13-0466	2	14400	No		100	08-Dec-10	SMR Incomplete					
UT; Chevron Environmental Management Company 903 Broadway, Chula Vista	13-0447	2	6170	No		100	27-Aug-10	SMR Incomplete					
UT; Frey Environmental Inc 5345 Overland Av, San Diego	06-0595	2	107	No		100	20-Jul-10	SMR Incomplete					
						100	28-Oct-10	SMR Late - written notice					
						100	29-Nov-10	SMR Incomplete					
UT; HPS Mechanical Inc Perez Cove Wy, San Diego	04-0453	3	38800	No		100	10-Feb-11	SMR Incomplete					
UT; Hazard Construction Company Hazard Center Dr, San Diego	05-1157	3	57600	No		100	06-Jul-10	SMR Incomplete					
UT; Ledcor Construction Inc 100 Civic Center Wy, El Cajon	16-0737	2	67000	No		100	24-Aug-10	SMR Late - written notice					
						100	20-Sep-10	Delinquent Requirement					

Semi-Annual SIU Compliance Status Report

01-Jul-2010 through 31-Dec-2010

SIU Name	IU#	Class	IW Disch	SNC?	[If Yes, Why]	Conn	Violation Date	Description/Parameter	Value	Limit	Period	Cat	TRC
UT; Otay Water District 760 N Rancho del Rey Py, Chula Vista	13-0470	3	576000	No		100	28-Oct-10	SMR Late - written notice					
UT; ROEL Construction 1506 Commercial St, San Diego	11-0541	3	36000	No		100	23-Jul-10	SMR Late - written notice					
						100	27-Sep-10	SMR Incomplete					
						100	28-Oct-10	SMR Late - written notice					
						100	15-Nov-10	SMR Incomplete					
						100	29-Nov-10	SMR Late - written notice					
						100	14-Dec-10	SMR Incomplete					
UT; Thrifty Oil Company # 043 1092 E Washington Av, El Cajon	16-0565	2	200	No		100	18-Jan-11	SMR Incomplete					
UT; Thrifty Oil Company # 420 398 El Cajon Bl, El Cajon	16-0727	2	200	No		100	18-Jan-11	SMR Incomplete					
UT; Whillock Contracting Inc 6702 Wandermere Dr, San Diego	07-0179	2	28000	No		100	18-Jan-11	SMR Incomplete					
Unifirst Corporation 4041 Market St, San Diego	11-0398	2	26194	No		110	12-Jul-10	Oil and grease, Total	896	500	DM	L	Y
						110	13-Sep-10	Oil and grease, Total	750	500	DM	L	Y

Annual SIU Compliance Status Report

01-Jan-2010 through 31-Dec-2010

Report 4.4-1

Page 1

SIU Name	IU#	Class	IW Disch	SNC?	[If Yes, Why]	Conn	Violation Date	Description/Parameter	Value	Limit	Period	Cat	TRC
A to Z Metal Finishing 9352 Cabot Dr, San Diego	03-0920	1	300	No		NA							
AP Precision Metals 1215 30th St, San Diego	12-0144	1	264	No		NA							
ATK Space Systems 9617 Distribution Av, San Diego	03-0115	1	162	No		NA							
Action Powder Coating LLC 7949 Stromesa Ct Suite D, San Diego	03-0717	1	1213	No		110	24-Aug-10	SMR Late - written notice					
Allermed Laboratories Inc 7203 Convoy Ct, San Diego	05-0684	1	100	No		NA							
Alsco Inc 705 W Grape St, San Diego	09-0001	3	73436	No		100	02-Jun-10	SMR Incomplete					
						100	24-Jun-10	Oil and grease, Total	625	588	DM	L	N
						100	15-Jul-10	SMR Incomplete - failed to resample					
						100	22-Sep-10	Oil and grease, Total	910	588	DM	L	N
Angelica Textile Services 3939 Market St, San Diego	11-0032	3	177268	No		110	02-Feb-10	SMR Late - written notice					
						110	22-Mar-10	SMR Incomplete					
						110	23-Mar-10	SMR Late - written notice					
						110	24-Mar-10	SMR Incomplete					
Anocote Metal Finishing 7550 Trade St, San Diego	03-1017	1	80	No		NA							

Annual SIU Compliance Status Report

01-Jan-2010 through 31-Dec-2010

SIU Name	IU#	Class	IW Disch	SNC?	[If Yes, Why]	Conn	Violation Date	Description/Parameter	Value	Limit	Period	Cat	TRC
Aramark Uniform Services Inc 3554 Dalbergia St, San Diego	11-0067	4	72737	No		120	25-Mar-10	SMR Late - written notice					
						120	06-Apr-10	SMR Incomplete					
CP Kelco 2025 E Harbor Dr, San Diego	11-0444	2	673257	No		800	17-Mar-10	Sulfides, Dissolved	1.6	1	DM	L	Y
						800	18-Jan-11	SMR Incomplete					

Annual SIU Compliance Status Report

01-Jan-2010 through 31-Dec-2010

SIU Name	IU#	Class	IW Disch	SNC?	[If Yes, Why]	Conn	Violation Date	Description/Parameter	Value	Limit	Period	Cat	TRC
Cantare Foods Inc 7651 Saint Andrews Av, San Diego	12-0212	3	26210	Yes	SNC2 - TRC (DM): O/G 6/16(q2)	100	26-Jan-10	Oil and grease, Total	773	500	DM	L	Y
						100	02-Feb-10	SMR Incomplete					
						100	22-Feb-10	Oil and grease, Total	1000	500	DM	L	Y
						100	25-Feb-10	SMR Late - written notice					
						100	19-Mar-10	SMR Incomplete					
						100	20-Mar-10	SMR Incomplete					
						100	30-Mar-10	Oil and grease, Total	816	500	DM	L	Y
						100	04-May-10	Oil and grease, Total	1000	500	DM	L	Y
						100	05-May-10	Oil and grease, Total	1000	500	DM	L	Y
						100	18-May-10	SMR Incomplete - failed notify in 24 hrs					
						100	18-May-10	SMR Incomplete - incorrect sample type					
						100	27-May-10	Oil and grease, Total	906	500	DM	L	Y
						100	30-Jun-10	pH-Instantaneous	4.6	5-12.5	DM	L	N
						100	20-Jul-10	SMR Incomplete - failed notify in 24 hrs					
						100	23-Jul-10	SMR Late - written notice					
						100	30-Jul-10	Oil and grease, Total	710	500	DM	L	Y
						100	30-Jul-10	pH-Instantaneous					
						100	15-Aug-10	SMR Incomplete - failed notify in 24 hrs					
						100	15-Aug-10	SMR Incomplete - missing parameter					
						100	27-Aug-10	Oil and grease, Total	923	500	DM	L	Y
						100	30-Sep-10	Oil and grease, Total	596	500	DM	L	N
						100	21-Oct-10	Oil and grease, Total	775	500	DM	L	Y
						100	21-Oct-10	pH-Instantaneous					N
						100	29-Nov-10	SMR Incomplete - failed notify in 24 hrs					
						100	29-Nov-10	SMR Incomplete - missing parameter					
						100	06-Dec-10	Oil and grease, Total	544	500	DM	L	Y
						100	18-Jan-11	SMR Incomplete					
						100	19-Jan-11	SMR Incomplete					
						210	02-Feb-10	SMR Incomplete					
						210	25-Feb-10	SMR Late - written notice					
210	20-Mar-10	SMR Incomplete											
210	04-May-10	SMR Incomplete											
210	23-Jul-10	SMR Late - written notice											
210	18-Jan-11	SMR Incomplete											

Annual SIU Compliance Status Report

01-Jan-2010 through 31-Dec-2010

SIU Name	IU#	Class	IW Disch	SNC?	[If Yes, Why]	Conn	Violation Date	Description/Parameter	Value	Limit	Period	Cat	TRC
Chromalloy San Diego 1071 Industrial Pl, El Cajon	16-0209	1	229	No		NA							
Cintas Corporation 675 32nd St, San Diego	11-0189	2	35706	Yes	SNC1 - Chronic (DM): O/G 2/3(q1)	110	11-Jan-10	Oil and grease, Total	515	500	DM	L	N
						110	02-Feb-10	SMR Incomplete - failed to resample					
						110	26-Apr-10	SMR Incomplete					
Circle Foods LLC 8411 Siempre Viva Rd, San Diego	12-0220	3	30000	No		NA							
Coca-Cola Bottling Company of San Diego 1348 47th St, San Diego	10-0018	3	35580	No		120	15-Mar-10	SMR Incomplete					
Compucraft Industries Inc 8787 Olive Ln, Santee	21-0252	1	471	No		100	23-Jul-10	SMR Late - written notice					
						110	02-Feb-10	SMR Incomplete					
						110	26-Mar-10	SMR Incomplete					
						110	22-Apr-10	SMR Late - written notice					
						110	19-May-10	SMR Incomplete					
						110	23-Jul-10	SMR Late - written notice					
						120	02-Feb-10	SMR Incomplete					
						120	26-Mar-10	SMR Incomplete					
						120	22-Apr-10	SMR Late - written notice					
						120	19-May-10	SMR Incomplete					
						120	23-Jul-10	SMR Late - written notice					
Creative Metal Industries 10039 Prospect Av Suite E, Santee	21-0248	1	60	No		110	01-Jul-10	Copper, Total	2.14	2.07	MO	F	N
						120	28-Apr-10	SMR Late - written notice					
Cubic Defense Applications Inc 9233 Balboa Av, San Diego	06-0026	1	953	No		NA							

Annual SIU Compliance Status Report

01-Jan-2010 through 31-Dec-2010

SIU Name	IU#	Class	IW Disch	SNC?	[If Yes, Why]	Conn	Violation Date	Description/Parameter	Value	Limit	Period	Cat	TRC
Culligan Water Company of San Diego Inc 3515 Olive St, Lemon Grove	22-0039	3	33666	No		NA							
Curtis Technology Inc 11391 Sorrento Valley Rd, San Diego	02-0505	1	170	No		100	26-Apr-10	SMR Incomplete					
Doncasters GCE Industries 1891 Nirvana Av, Chula Vista	13-0115	1	250	No		330	02-Feb-10	SMR Incomplete					
						330	29-Mar-10	SMR Incomplete					
						410	02-Feb-10	SMR Incomplete					
Dynegy South Bay LLC 990 Bay Bl, Chula Vista	13-0279	1	56892	No		100	02-Feb-10	SMR Incomplete					
Equality Plating Company 8172 Center St, La Mesa	18-0170	1	300	No		NA							
GKN Aerospace Chem- tronics Inc 1150 W Bradley Av, El Cajon	16-0520	1	32543	No		110	08-Nov-10	SMR Incomplete					
						210	08-Nov-10	SMR Incomplete					
						410	08-Nov-10	SMR Incomplete					
						450	02-Feb-10	SMR Incomplete					
						510	08-Nov-10	SMR Incomplete					
Garvin Industries 316 Millar Av, El Cajon	16-0033	1	65	No		NA							
General Dynamics NASSCO 2798 Harbor Dr, San Diego	11-0051	1	12998	No		NA							

Annual SIU Compliance Status Report

01-Jan-2010 through 31-Dec-2010

SIU Name	IU#	Class	IW Disch	SNC?	[If Yes, Why]	Conn	Violation Date	Description/Parameter	Value	Limit	Period	Cat	TRC
Golden State Metal Finishing 2737 Via Orange Wy, Spring Valley	34-0070	1	300	No		NA							
Hallmark Circuits Inc 13500 Danielson St, Poway	20-0043	1	75489	No		110	08-Jul-10	Silver, Total	1				
						110	30-Sep-10	SMR Incomplete					
Hamilton Sundstrand Power Systems 4400 Ruffin Rd, San Diego	06-0267	1	915	No		NA							
Heinz Frozen Foods 7878 Airway Rd, San Diego	12-0154	3	90000	No		110	04-May-10	SMR Incomplete					
						110	21-Oct-10	Oil and grease, Total	841	500	DM	L	Y
						110	15-Dec-10	Oil and grease, Total	1290	500	DM	L	Y
Hotel Del Coronado 1500 Orange Av, Coronado	14-0034	3	31842	No		NA							
Hydranautics 8270 Miralani Dr, San Diego	03-0408	2	34823	No		NA							
K & R Graphix 3754 Main St Suite A, San Diego	11-0334	1	50	No		NA							
K-Tube Corporation 13400 Kirkham Wy, Poway	20-0122	1	2020	No		NA							
Koch Membrane Systems 10054 Old Grove Rd, San Diego	03-0900	2	55298	No		NA							

Annual SIU Compliance Status Report

01-Jan-2010 through 31-Dec-2010

SIU Name	IU#	Class	IW Disch	SNC?	[If Yes, Why]	Conn	Violation Date	Description/Parameter	Value	Limit	Period	Cat	TRC
Kyocera America Inc 8611 Balboa Av, San Diego	06-0058	1	52335	No		NA							
L & T Precision Sheet Metal 12105 Kirkham Rd, Poway	20-0109	1	35	No		120	26-Apr-10	SMR Incomplete					
Major Scientific Industries 3557 Dalbergia St, San Diego	11-0272	1	78	No		NA							
Miller Environmental 2701 North Harbor Dr, San Diego	08-0558	2	34294	No		100	24-Aug-10	SMR Late - written notice					
						100	22-Nov-10	SMR Incomplete					
Molecular Metallurgy Inc 11649 Riverside Dr Suite 139, Lakeside	33-0044	1	33	No		NA							
Otay Mesa Energy Center LLC 606 De La Fuente Ct, San Diego	36-0001	1	43200	No		110	26-Mar-10	Zinc, Total	6.91	1	DM	F	Y
						110	04-May-10	SMR Incomplete - failed notify in 24 hrs					
Pacific Gas Turbine Center 7007 Consolidated Wy, San Diego	05-0985	1	189	No		110	01-Mar-10	Cadmium, Total	.52	.07	MO	F	Y
						110	24-Mar-10	Cadmium, Total	.52	.11	DM	F	Y
						110	15-Apr-10	SMR Incomplete - failed notify in 24 hrs					
Pacira Pharmaceuticals Inc 10450 Science Center Dr, San Diego	02-0762	1	3175	No		NA							
Pacira Pharmaceuticals Inc 11011 N Torrey Pines Rd, San Diego	02-0761	1	8017	No		NA							

Annual SIU Compliance Status Report

01-Jan-2010 through 31-Dec-2010

SIU Name	IU#	Class	IW Disch	SNC?	[If Yes, Why]	Conn	Violation Date	Description/Parameter	Value	Limit	Period	Cat	TRC
Pall Filtration & Separations Group Inc 4116 Sorrento Valley Bl, San Diego	02-0332	2	49803	No		NA							
Polese Company Inc 10113 Carroll Canyon Rd, San Diego	03-0722	1	225	No		110	01-Sep-10	Cadmium, Total	.1	.07	MO	F	Y
Prochem Specialty Products 115 E 18th St, National City	19-0282	1	5	No		NA							
Quantum Design Inc 6325 Lusk Bl, San Diego	02-0485	1	10	No		NA							
RJ Donovan Correctional Facility 480 Alta Rd, San Diego	12-0038	3	50028	No		100	02-Feb-10	SMR Incomplete					
						100	02-Jun-10	SMR Incomplete					
						100	15-Jun-10	SMR Incomplete					
Rohr Inc dba Goodrich Aerostructures 850 Lagoon Dr, Chula Vista	13-0161	1	21430	Yes	SNC2 - TRC (DM): Cr 3/7(q3), Cr 3/9(q4) (MO): Cr 2/5(q3), Cr 2/6(q4)	210	02-Feb-10	SMR Incomplete					
						250	02-Feb-10	SMR Incomplete					
						250	01-Apr-10	Chromium, Total	2.01	1.71	MO	F	N
						250	01-Jul-10	Chromium, Total	5.76	1.71	MO	F	Y
						250	27-Jul-10	Chromium, Total	3.25	2.77	DM	F	N
						250	29-Jul-10	Chromium, Total	8.27	2.77	DM	F	Y
						250	01-Aug-10	Chromium, Total	15.8	1.71	MO	F	Y
						250	05-Aug-10	Chromium, Total	8.48	2.77	DM	F	Y
						250	26-Aug-10	Chromium, Total	23.1	2.77	DM	F	Y
						700	26-Jul-10	SMR Incomplete					

Annual SIU Compliance Status Report

01-Jan-2010 through 31-Dec-2010

SIU Name	IU#	Class	IW Disch	SNC?	[If Yes, Why]	Conn	Violation Date	Description/Parameter	Value	Limit	Period	Cat	TRC
Southern California Plating Company Inc 3261 National Av, San Diego	11-0024	1	1300	Yes	SNC2 - TRC (MO): Ni 2/3(q2), Ni 3/5(q3), CN,T 1/3(q4)	110	01-Apr-10	Nickel, Total	4.21	2.38	MO	F	Y
						110	20-Apr-10	Nickel, Total	4.21	3.98	DM	F	N
						110	01-Jun-10	Nickel, Total	4.52	2.38	MO	F	Y
						110	04-Jun-10	Nickel, Total	17.6	3.98	DM	F	Y
						110	01-Aug-10	Nickel, Total	4.38	2.38	MO	F	Y
						110	24-Aug-10	Nickel, Total	6.76	3.98	DM	F	Y
						110	01-Dec-10	Cyanide, Total	1.02	.65	MO	F	Y
Spec-Built Systems Inc 2150 Michael Faraday Dr, San Diego	12-0202	1	26	No		110	02-Feb-10	SMR Incomplete					
						110	14-Dec-10	SMR Incomplete					
						110	28-Jan-11	SMR Incomplete					
Suneva Medical Inc 5870 Pacific Center Bl, San Diego	02-0518	1	1800	No		NA							
TTM Printed Circuit Group Inc 5037 Ruffner St, San Diego	05-0997	1	6861	No		220	11-Feb-10	SMR Incomplete					
						220	04-May-10	SMR Incomplete					
The Argen Corporation 5855 Oberlin Dr, San Diego	02-0582	1	624	No		NA							
Triumph Fabrications - San Diego 203 N Johnson Av, El Cajon	16-0529	1	232	No		110	02-Feb-10	SMR Incomplete					
						150	02-Feb-10	SMR Incomplete					
						170	02-Feb-10	SMR Incomplete					
USN; Marine Corp Air Station Miramar 45249 Miramar Wy, San Diego	05-1019	2	19607	No		NA							

Annual SIU Compliance Status Report

01-Jan-2010 through 31-Dec-2010

SIU Name	IU#	Class	IW Disch	SNC?	[If Yes, Why]	Conn	Violation Date	Description/Parameter	Value	Limit	Period	Cat	TRC
USN; Naval Base Coronado - NASNI 678 McCain Bl, San Diego	08-0018	1	42291	No		NA							
USN; Naval Base San Diego 32nd St @ Harbor Dr, San Diego	11-0016	2	61035	No		NA							
UT; Ami Adini & Associates Inc 77 Broadway, Chula Vista	13-0466	2	14400	No		100	08-Dec-10	SMR Incomplete					
UT; Burtech Pipeline 0000 Pacific Hy, San Diego	09-0931	2	210240	No		100	04-May-10	SMR Incomplete					
UT; Buy-Rite Gas 1330 3rd Av, Chula Vista	13-0454	2	14400	No		NA							
UT; CalClean Inc 3860 Old Town Av, San Diego	09-0943	2	14400	No		NA							
UT; Charles King Company 2535 McCain Rd Space 2, San Diego	08-0562	3	5184000	No		NA							
UT; Charles King Company 3600-3999 Bonita Rd, Bonita	34-0086	3	5184000	No		100	25-Mar-10	SMR Late - written notice					
						100	27-May-10	SMR Incomplete					
						200	25-Mar-10	SMR Late - written notice					
						200	18-May-10	SMR Incomplete					

Annual SIU Compliance Status Report

01-Jan-2010 through 31-Dec-2010

SIU Name	IU#	Class	IW Disch	SNC?	[If Yes, Why]	Conn	Violation Date	Description/Parameter	Value	Limit	Period	Cat	TRC
UT; Chevron Environmental Management Company 903 Broadway, Chula Vista	13-0447	2	6170	No		100	27-Aug-10	SMR Incomplete					
UT; City of San Diego - Storm Water Dept 111 W Harbor Dr, San Diego	11-0534	3	400960	No		NA							
UT; ExxonMobil Oil Corporation 3861 Governor Dr, San Diego	05-1081	2	840	No		NA							
UT; Frey Environmental Inc 5345 Overland Av, San Diego	06-0595	2	107	No		100	23-Feb-10	SMR Incomplete					
						100	24-May-10	SMR Incomplete					
						100	11-Jun-10	Delinquent Requirement					
						100	11-Jun-10	SMR Incomplete					
						100	20-Jul-10	SMR Incomplete					
						100	28-Oct-10	SMR Late - written notice					
						100	29-Nov-10	SMR Incomplete					
UT; HPS Mechanical Inc Perez Cove Wy, San Diego	04-0453	3	38800	No		100	10-Feb-11	SMR Incomplete					
UT; HPS Mechanical Inc Taylor St & Hotel Cr, San Diego	09-0930	3	1728000	No		500	26-Apr-10	SMR Incomplete					
UT; Hazard Construction Company Hazard Center Dr, San Diego	05-1157	3	57600	No		100	06-Jul-10	SMR Incomplete					
UT; Kiewit/Sundt a Joint Venture Airport Terminal 2, San Diego	08-0566	3	105000	No		NA							

Annual SIU Compliance Status Report

01-Jan-2010 through 31-Dec-2010

SIU Name	IU#	Class	IW Disch	SNC?	[If Yes, Why]	Conn	Violation Date	Description/Parameter	Value	Limit	Period	Cat	TRC
UT; Kinder Morgan Energy Partners 9950 San Diego Mission Rd, San Diego	06-0597	2	288000	No		NA							
UT; Ledcor Construction Inc 100 Civic Center Wy, El Cajon	16-0737	2	67000	No		100	31-Jan-10	Minimum gals/min thru meter when discharging	6	10	DM	L	N
						100	25-Mar-10	SMR Late - written notice					
						100	24-May-10	SMR Incomplete					
						100	24-Aug-10	SMR Late - written notice					
						100	20-Sep-10	Delinquent Requirement					
UT; Otay Water District 760 N Rancho del Rey Py, Chula Vista	13-0470	3	576000	No		100	28-Oct-10	SMR Late - written notice					
UT; Quality General Engineering 1028 W Broadway, San Diego	09-0944	3	72000	No		NA							
UT; ROEL Construction 1506 Commercial St, San Diego	11-0541	3	36000	No		100	23-Jul-10	SMR Late - written notice					
						100	27-Sep-10	SMR Incomplete					
						100	28-Oct-10	SMR Late - written notice					
						100	15-Nov-10	SMR Incomplete					
						100	29-Nov-10	SMR Late - written notice					
						100	14-Dec-10	SMR Incomplete					
UT; San Diego Yacht Club 1011 Anchorage Ln, San Diego	08-0563	2	288000	No		100	25-Mar-10	SMR Late - written notice					
UT; Sukut Construction Inc 2417 McCain Rd, San Diego	08-0564	3	288000	No		100	04-May-10	SMR Incomplete					

Annual SIU Compliance Status Report

01-Jan-2010 through 31-Dec-2010

SIU Name	IU#	Class	IW Disch	SNC?	[If Yes, Why]	Conn	Violation Date	Description/Parameter	Value	Limit	Period	Cat	TRC
UT; TC Construction Inc	06-0593	3	532800	No		100	02-Feb-10	SMR Late - written notice					
2931 Camino Del Rio North, San Diego						100	30-Aug-10	SMR Incomplete					
						200	02-Feb-10	SMR Late - written notice					
						200	30-Aug-10	SMR Incomplete					
UT; Thrifty Oil Company # 043	16-0565	2	200	No		100	18-Jan-11	SMR Incomplete					
1092 E Washington Av, El Cajon													
UT; Thrifty Oil Company # 096	11-0526	2	7200	No		NA							
2502 Imperial Av, San Diego													
UT; Thrifty Oil Company # 110	19-0313	2	3100	No		NA							
1139 Harbison Av, National City													
UT; Thrifty Oil Company # 113	21-0302	2	2880	No		NA							
1525 N Magnolia Av, El Cajon													
UT; Thrifty Oil Company # 416	17-0013	2	7200	No		NA							
1185 Palm Av, Imperial Beach													
UT; Thrifty Oil Company # 419	07-0171	2	28800	No		NA							
8787 Lake Murray Bl, San Diego													
UT; Thrifty Oil Company # 420	16-0727	2	200	No		100	18-Jan-11	SMR Incomplete					
398 El Cajon Bl, El Cajon													

Annual SIU Compliance Status Report

01-Jan-2010 through 31-Dec-2010

SIU Name	IU#	Class	IW Disch	SNC?	[If Yes, Why]	Conn	Violation Date	Description/Parameter	Value	Limit	Period	Cat	TRC
UT; Traylor/Shea Joint Venture 12298 Alemania Rd, San Diego	03-1139	3	5000	No		100	27-May-10	Maximum gals/min thru meter when discharging	200	120	DM	L	N
UT; USN FISC Point Loma Fuel Annex 199 Rosecrans St, San Diego	08-0008	2	55634	No		NA							
UT; Western Foundations & Shoring Inc 2200 Pacific Hy, San Diego	09-0947	2	216000	No		NA							
UT; Whillock Contracting Inc 6702 Wandermere Dr, San Diego	07-0179	2	28000	No		100	18-Jan-11	SMR Incomplete					
UT; World Oil Marketing Company 685 H St, Chula Vista	13-0303	2	2000	No		NA							
Unifirst Corporation 4041 Market St, San Diego	11-0398	2	26194	No		110	12-Jul-10	Oil and grease, Total	896	500	DM	L	Y
						110	13-Sep-10	Oil and grease, Total	750	500	DM	L	Y
University of California San Diego 9500 Gilman Dr 0089, La Jolla	02-0112	2	280608	No		NA							
Valley Metals 13125 Gregg St, Poway	20-0108	1	656	No		NA							
Veridiam Inc 1717 Cuyamaca St, El Cajon	16-0348	1	7100	No		110	22-Feb-10	SMR Incomplete					

Annual SIU Compliance Status Report

01-Jan-2010 through 31-Dec-2010

SIU Name	IU#	Class	IW Disch	SNC?	[If Yes, Why]	Conn	Violation Date	Description/Parameter	Value	Limit	Period	Cat	TRC
Vision Systems Inc	16-0343	1	300	No		110	16-Jun-10	SMR Incomplete					
1895 Gillespie Wy, El Cajon						111	01-May-10	Cyanide, Amenable	.559	.32	MO	F	Y
						111	06-May-10	Cyanide, Amenable	.91	.86	DM	F	N
						111	12-May-10	Cyanide, Amenable	1.33	.86	DM	F	Y

SIU NOV Summary for 2010

Name	FACILIT	Conn	NOV	Identified	Action	Viol_Date	Fee	Level
A to Z Metal Finishing	03-0920	110	57866	03-MAR-10	03-MAR-10		\$0	Initial notice
	*****	*****	-----	*****	*****			
	count		1					
	sum						\$0	
Action Powder Coating LLC	03-0717	110	60131	24-AUG-10	24-AUG-10		\$50	Notice only
	*****	*****	-----	*****	*****			
	count		1					
	sum						\$50	
Also Inc	09-0001	100	59224	02-JUN-10	02-JUN-10		\$50	Notice only
			59655	19-OCT-10	19-OCT-10	24-JUN-10	\$100	Initial notice
			60457	27-OCT-10	27-OCT-10	23-SEP-10	\$100	Initial notice
	*****	*****	-----	*****	*****			
	count		3					
	sum						\$250	
Angelica Textile Services	11-0032	110	56261	22-OCT-09	23-MAR-10		\$100	Final notice
			57591	02-FEB-10	02-FEB-10		\$100	Initial notice
						24-FEB-10	\$75	Second notice
			58239	22-MAR-10	22-MAR-10		\$50	Notice only
			58295	23-MAR-10	23-MAR-10		\$100	Final notice
			58315	24-MAR-10	24-MAR-10	17-DEC-09	\$50	Notice only
	*****	*****	-----	*****	*****			
	count		6					
	sum						\$475	
Aramark Uniform Services Inc	11-0067	120	58364	25-MAR-10	29-MAR-10		\$50	Notice only
			58556	06-APR-10	06-APR-10		\$100	Final notice
	*****	*****	-----	*****	*****			
	count		2					
	sum						\$150	
CP Kelco	11-0444	800	58595	12-APR-10	12-APR-10	17-MAR-10	\$100	Initial notice
	*****	*****	-----	*****	*****			
	count		1					
	sum						\$100	
Cantare Foods Inc	12-0212	100	55993	21-SEP-09	18-MAR-10	03-AUG-09	\$75	Second notice
			210	56035	22-SEP-09	18-MAR-10	\$100	Final notice
			100	56523	16-NOV-09	18-MAR-10	\$75	Second notice
			210	57177	28-DEC-09	02-DEC-10	\$100	Final notice
			100	57215	29-DEC-09	02-MAR-10	\$50	Notice only
				57420	02-FEB-10	02-MAR-10	\$50	Notice only
			210	57421	02-FEB-10	02-MAR-10	\$100	Initial notice
						27-APR-10	\$75	Second notice
			100	57797	25-FEB-10	25-FEB-10	\$50	Notice only
			210	57798	25-FEB-10	10-MAR-10	\$50	Notice only
				58195	15-NOV-09	18-MAR-10	\$100	Final notice
			100	58215	19-MAR-10	19-MAR-10	\$50	Notice only
				58216	19-MAR-10	19-MAR-10	\$50	Notice only
				58571	06-APR-10	06-APR-10	\$100	Initial notice
						27-APR-10	\$75	Second notice
				58618	19-APR-10	19-APR-10	\$100	Initial notice
			210	58772	04-MAY-10	04-MAY-10	\$100	Initial notice
			100	58897	18-MAY-10	18-MAY-10	\$100	Initial notice
				59256	02-JUN-10	02-JUN-10	\$100	Initial notice
				59290	07-JUN-10	07-JUN-10	\$100	Initial notice
				59569	20-JUL-10	20-JUL-10	\$100	Initial notice
				59612	23-JUL-10	23-JUL-10	\$50	Notice only
			210	59613	23-JUL-10	23-JUL-10	\$50	Notice only
			100	60208	07-SEP-10	07-SEP-10	\$100	Initial notice
				60986	29-NOV-10	29-NOV-10	\$100	Initial notice
	*****	*****	-----	*****	*****			
	count		25					
	sum						\$2,000	
Cintas Corporation	11-0189	110	57493	02-FEB-10	02-MAR-10	10-NOV-09	\$100	Initial notice
			57494	02-FEB-10	02-FEB-10	12-JAN-10	\$100	Initial notice
			58654	26-APR-10	26-APR-10		\$50	Notice only
	*****	*****	-----	*****	*****			
	count		3					
	sum						\$250	
Coca-Cola Bottling Company of San Diego	10-0018	120	58115	15-MAR-10	16-MAR-10	18-FEB-10	\$50	Notice only
	*****	*****	-----	*****	*****			
	count		1					
	sum						\$50	
Compucraft Industries Inc	21-0252	110	57434	02-FEB-10	02-FEB-10	11-NOV-09	\$50	Notice only
		120	57435	02-FEB-10	02-FEB-10	11-NOV-09	\$50	Notice only
		110	58376	26-MAR-10	26-MAR-10	07-OCT-09	\$50	Notice only
		120	58377	26-MAR-10	26-MAR-10	06-OCT-09	\$50	Notice only
		110	58645	22-APR-10	30-APR-10		\$50	Notice only

SIU NOV Summary for 2010

Name	FACILIT	Conn	NOV	Identified	Action	Viol_Date	Fee	Level
Compucraft Industries Inc	21-0252	120	58646	22-APR-10	30-APR-10		\$50	Notice only
		110	58912	19-MAY-10	19-MAY-10	26-FEB-10	\$50	Notice only
		120	58913	19-MAY-10	19-MAY-10	26-FEB-10	\$50	Notice only
		100	59616	23-JUL-10	23-JUL-10		\$100	Initial notice
		110	59617	23-JUL-10	23-JUL-10		\$100	Initial notice
		120	59618	23-JUL-10	23-JUL-10		\$100	Initial notice
*****		*****	-----	*****	*****	-----		
	count		11					
	sum						\$700	
Creative Metal Industries	21-0248	110	57560	02-FEB-10	02-FEB-10	17-DEC-09	\$100	Initial notice
			58069	03-MAR-10	03-MAR-10	17-DEC-09	\$100	Initial notice
		120	58763	28-APR-10	28-APR-10		\$50	Notice only
		110	60722	18-NOV-10	18-NOV-10	07-JUL-10	\$100	Initial notice
*****		*****	-----	*****	*****	-----		
	count		4					
	sum						\$350	
Curtis Technology Inc	02-0505	100	58650	26-APR-10	26-APR-10	22-MAR-10	\$50	Notice only
*****		*****	-----	*****	*****	-----		
	count		1					
Doncasters GCE Industries	13-0115	200	56263	22-OCT-09	29-MAR-10		\$75	Second notice
		330	56264	22-OCT-09	29-MAR-10		\$75	Second notice
		410	56265	22-OCT-09	29-MAR-10		\$75	Second notice
		330	57422	02-FEB-10	02-FEB-10	17-DEC-09	\$50	Notice only
		410	57423	02-FEB-10	02-FEB-10	17-DEC-09	\$50	Notice only
*****		*****	-----	*****	*****	-----		
	count		5					
	sum						\$325	
Dynegy South Bay LLC	13-0279	100	57426	02-FEB-10	02-FEB-10	31-DEC-09	\$50	Notice only
*****		*****	-----	*****	*****	-----		
	count		1					
	sum						\$50	
GCE Industries Inc	13-0115	200	55241	24-JUL-09	27-MAR-10		\$100	Final notice
		330	58415	29-MAR-10	29-MAR-10	05-JUN-09	\$50	Notice only
*****		*****	-----	*****	*****	-----		
	count		2					
	sum						\$150	
GKN Aerospace Chem-tronics Inc	16-0520	450	57427	02-FEB-10	02-FEB-10	30-DEC-09	\$50	Notice only
		420	57897	03-MAR-10	03-MAR-10	22-OCT-09	\$50	Notice only
		110	60608	08-NOV-10	08-NOV-10	28-SEP-10	\$50	Notice only
		210	60609	08-NOV-10	08-NOV-10	28-SEP-10	\$50	Notice only
		410	60610	08-NOV-10	08-NOV-10	28-SEP-10	\$50	Notice only
		510	60611	08-NOV-10	08-NOV-10	28-SEP-10	\$50	Notice only
		*****		*****	-----	*****	*****	-----
	count		6					
	sum						\$300	
Golden State Metal Finishing	34-0070	110	57909	03-MAR-10	03-MAR-10	14-OCT-09	\$50	Notice only
*****		*****	-----	*****	*****	-----		
	count		1					
	sum						\$50	
Hallmark Circuits Inc	20-0043	110	60243	30-SEP-10	01-OCT-10	08-JUL-10	\$50	Notice only
*****		*****	-----	*****	*****	-----		
	count		1					
	sum						\$50	
Heinz Frozen Foods	12-0154	110	58771	04-MAY-10	05-MAY-10	16-MAR-10	\$50	Notice only
			60641	18-NOV-10	18-NOV-10	21-OCT-10	\$100	Final notice
*****		*****	-----	*****	*****	-----		
	count		2					
	sum						\$150	
L & T Precision Sheet Metal	20-0109	120	58655	26-APR-10	26-APR-10	31-MAR-10	\$50	Notice only
*****		*****	-----	*****	*****	-----		
	count		1					
	sum						\$50	
Miller Environmental	08-0558	100	60134	24-AUG-10	24-AUG-10		\$50	Notice only
			60887	22-NOV-10	22-NOV-10	20-OCT-10	\$50	Notice only
*****		*****	-----	*****	*****	-----		
	count		2					
	sum						\$100	
Otay Mesa Energy Center LLC	36-0001	110	58841	04-MAY-10	06-MAY-10	26-MAR-10	\$50	Notice only
*****		*****	-----	*****	*****	-----		
	count		1					
	sum						\$50	
Pacific Gas Turbine Center	05-0985	110	58765	04-MAY-10	04-MAY-10	24-MAR-10	\$100	Initial notice
			59058	24-MAY-10	24-MAY-10	24-MAR-10	\$50	Initial notice
*****		*****	-----	*****	*****	-----		

SIU NOV Summary for 2010

Name	FACILIT	Conn	NOV	Identified	Action	Viol_Date	Fee	Level
				count				
				sum				
Polese Company Inc	03-0722	110	59052	24-MAY-10	24-MAY-10	11-MAR-10	\$150	
			60768	18-NOV-10	18-NOV-10	09-SEP-10	\$0	Initial notice
				*****	*****		\$100	Initial notice
				count				
				sum				
RJ Donovan Correctional Facility	12-0038	100	57418	02-FEB-10	02-FEB-10	08-DEC-09	\$100	
							\$50	Notice only
			59225	02-JUN-10	02-JUN-10	21-APR-10	\$50	Notice only
			59334	15-JUN-10	15-JUN-10	18-FEB-10	\$50	Notice only
				*****	*****			
				count				
				sum				
Rohr Inc dba Goodrich Aerostructures	13-0161	210	57424	02-FEB-10	02-FEB-10	05-NOV-09	\$150	
							\$50	Notice only
		250	57425	02-FEB-10	02-FEB-10	02-DEC-09	\$50	Notice only
			57889	04-MAR-10	04-MAR-10	27-OCT-09	\$50	Notice only
			58075	04-MAR-10	04-MAR-10	27-OCT-09	\$50	Notice only
		700	59622	26-JUL-10	26-JUL-10	07-MAY-10	\$50	Notice only
		250	59784	10-AUG-10	10-AUG-10	27-JUL-10	\$100	Initial notice
			59900	23-AUG-10	23-AUG-10	27-APR-10	\$100	Initial notice
			60537	03-NOV-10	03-NOV-10	26-AUG-10	\$50	Notice only
			60538	01-NOV-10	03-NOV-10	29-JUL-10	\$50	Notice only
			60603	02-NOV-10	03-NOV-10	05-AUG-10	\$50	Notice only
			60715	18-NOV-10	18-NOV-10	29-JUL-10	\$50	Notice only
			60743	18-NOV-10	18-NOV-10	26-AUG-10	\$50	Notice only
				*****	*****			
				count				
				sum				
Southern California Plating Company Inc	11-0024	110	58884	18-MAY-10	18-MAY-10	20-APR-10	\$700	
							\$100	Initial notice
			59390	28-JUN-10	28-JUN-10	04-JUN-10	\$100	Initial notice
			59894	23-AUG-10	23-AUG-10	20-APR-10	\$50	Notice only
			60063	23-AUG-10	23-AUG-10	24-JUN-10	\$50	Notice only
			60251	30-SEP-10	30-SEP-10	25-AUG-10	\$100	Initial notice
			60739	18-NOV-10	18-NOV-10	25-AUG-10	\$50	Notice only
				*****	*****			
				count				
				sum				
Spec-Built Systems Inc	12-0202	110	55548	11-AUG-09	08-MAR-10	02-APR-09	\$450	
			57419	02-FEB-10	02-FEB-10	02-DEC-09	\$75	Second notice
			61033	14-DEC-10	14-DEC-10	01-SEP-10	\$50	Notice only
				*****	*****			
				count				
				sum				
TTM Printed Circuit Group Inc	05-0997	220	57616	11-FEB-10	12-FEB-10	06-OCT-09	\$175	
			58766	04-MAY-10	04-MAY-10	31-MAR-10	\$50	Notice only
				*****	*****			
				count				
				sum				
Triumph Fabrications - San Diego	16-0529	110	57428	02-FEB-10	02-FEB-10		\$100	
							\$50	Notice only
		150	57429	02-FEB-10	02-FEB-10	07-JAN-10	\$50	Notice only
		170	57430	02-FEB-10	02-FEB-10		\$50	Notice only
				*****	*****			
				count				
				sum				
UT; Ami Adini & Associates Inc	13-0466	100	60994	08-DEC-10	08-DEC-10	27-OCT-10	\$150	
							\$50	Notice only
				*****	*****			
				count				
				sum				
UT; Burtech Pipeline	09-0931	100	58770	04-MAY-10	04-MAY-10	31-MAR-10	\$50	
							\$50	Notice only
				*****	*****			
				count				
				sum				
UT; Charles King Company	34-0086	200	58368	25-MAR-10	29-MAR-10		\$50	
			58842	18-MAY-10	18-MAY-10	28-FEB-10	\$50	Notice only
			58843	18-MAY-10	18-MAY-10	31-MAR-10	\$100	Final notice
		100	59221	25-MAR-10	27-MAY-10		\$100	Final notice
			59222	27-MAY-10	27-MAY-10	31-JAN-10	\$50	Notice only

SIU NOV Summary for 2010

Name	FACILIT	Conn	NOV	Identified	Action	Viol_Date	Fee	Level

			count	5				
			sum				\$400	
UT; Chevron Environmental Man	13-0447	100	60166	27-AUG-10	27-AUG-10	30-JUN-10	\$100	Final notice
agement Company								

			count	1				
			sum				\$100	
UT; Frey Environmental Inc	06-0595	100	57755	23-FEB-10	24-FEB-10	25-JAN-10	\$100	Final notice
			58915	24-MAY-10	24-MAY-10	26-APR-10	\$50	Notice only
			59296	11-JUN-10	16-JUN-10		\$50	Notice only
			59336	11-JUN-10	11-JUN-10		\$100	Initial notice
			59522	20-JUL-10	20-JUL-10		\$50	Notice only
			60527	28-OCT-10	28-OCT-10		\$50	Notice only
			60967	29-NOV-10	30-NOV-10	31-OCT-10	\$50	Notice only

			count	7				
			sum				\$450	
UT; HPS Mechanical Inc	09-0930	500	58653	26-APR-10	26-APR-10	31-MAR-10	\$50	Notice only

			count	1				
			sum				\$50	
UT; Hazard Construction Compa	05-1157	100	59496	06-JUL-10	06-JUL-10	28-MAY-10	\$50	Notice only
ny								

			count	1				
			sum				\$50	
UT; Ledcor Construction Inc	16-0737	100	57310	13-JAN-10	13-JAN-10	30-NOV-09	\$100	Initial notice
			57549	02-FEB-10	26-FEB-10	31-DEC-09	\$50	Notice only
			57836	01-MAR-10	01-MAR-10	31-JAN-10	\$50	Notice only
			58365	25-MAR-10	29-MAR-10		\$50	Notice only
			58916	24-MAY-10	24-MAY-10	14-APR-10	\$50	Notice only
			60137	24-AUG-10	24-AUG-10		\$50	Notice only
			60432	20-SEP-10	26-OCT-10		\$100	Final notice

			count	7				
			sum				\$450	
UT; Otay Water District	13-0470	100	60532	28-OCT-10	28-OCT-10		\$100	Initial notice

			count	1				
			sum				\$100	
UT; ROEL Construction	11-0541	100	59620	23-JUL-10	26-JUL-10		\$100	Initial notice
			60431	27-SEP-10	18-OCT-10	31-AUG-10	\$100	Initial notice
					25-OCT-10	31-AUG-10	\$100	Final notice
			60530	28-OCT-10	28-OCT-10		\$50	Notice only
			60625	15-NOV-10	15-NOV-10	30-SEP-10	\$100	Initial notice
					13-DEC-10	30-SEP-10	\$75	Second notice
			60950	29-NOV-10	29-NOV-10		\$50	Notice only
			61013	14-DEC-10	14-DEC-10	30-OCT-10	\$50	Notice only

			count	8				
			sum				\$625	
UT; San Diego Yacht Club	08-0563	100	58363	25-MAR-10	29-MAR-10		\$50	Notice only

			count	1				
			sum				\$50	
UT; Sukut Construction Inc	08-0564	100	58774	04-MAY-10	19-MAY-10	31-MAR-10	\$50	Notice only

			count	1				
			sum				\$50	
UT; TC Construction Inc	06-0593	100	57589	02-FEB-10	02-FEB-10		\$100	Initial notice
		200	57590	02-FEB-10	02-FEB-10		\$100	Initial notice
		100	60198	30-AUG-10	30-AUG-10	30-NOV-09	\$50	Notice only
			60199	30-AUG-10	30-AUG-10	02-DEC-09	\$50	Notice only
		200	60200	30-AUG-10	30-AUG-10	02-DEC-09	\$50	Notice only

			count	5				
			sum				\$350	
Unifirst Corporation	11-0398	110	59750	03-AUG-10	03-AUG-10	13-JUL-10	\$100	Initial notice
			60397	19-OCT-10	19-OCT-10	13-SEP-10	\$100	Initial notice

			count	2				
			sum				\$200	
Veridiam Inc	16-0348	110	57735	22-FEB-10	22-FEB-10	22-DEC-09	\$50	Notice only

SIU NOV Summary for 2010

Name	FACILIT	Conn	NOV	Identified	Action	Viol_Date	Fee	Level

							count	1
							sum	\$50
Vision Systems Inc	16-0343	111	57892	03-MAR-10	03-MAR-10	22-OCT-09	\$100	Initial notice
			59261	02-JUN-10	02-JUN-10	06-MAY-10	\$100	Initial notice
			59262	02-JUN-10	02-JUN-10	12-MAY-10	\$100	Initial notice
		110	59337	16-JUN-10	16-JUN-10	25-MAR-10	\$50	Notice only
		111	59973	23-AUG-10	23-AUG-10	26-MAY-10	\$50	Notice only
	*****	*****	-----	*****	*****	-----		
							count	5
							sum	\$400

							count	162
							sum	\$11,100

162 rows selected.

NonSIU NOV Summary for 2010

Name	FACILIT	Conn	NOV	Identified	Action	Viol_Date	Fee	Level	
Accumetrics Inc	02-0636		57395	28-JAN-10	28-JAN-10		\$100	Initial notice	
					08-MAR-10		\$75	Second notice	
			count	2					
			sum				\$175		
Adesa San Diego	12-0143		57777	23-FEB-10	23-FEB-10		\$100	Initial notice	
			57778	23-FEB-10	23-FEB-10		\$100	Initial notice	
			count	2					
			sum				\$200		
American Concrete Washouts	25-0235	100	59218	26-MAY-10	28-MAY-10		\$50	Notice only	
			count	1					
			sum						\$50
Ballast Point Brewing	03-1176	110	57587	02-FEB-10	02-FEB-10		\$100	Initial notice	
					07-APR-10		\$75	Second notice	
			58555	06-APR-10	06-APR-10		\$50	Notice only	
			count	3					
			sum				\$225		
Biosite Inc	03-1081	100	58521	29-MAR-10	29-MAR-10	28-FEB-10	\$50	Notice only	
			59333	14-JUN-10	14-JUN-10		\$50	Notice only	
			60525	28-OCT-10	28-OCT-10		\$100	Initial notice	
			count	3					
			sum				\$200		
Cal Fire - Rainbow Conservati on Camp	25-0290	100	58648	22-APR-10	30-APR-10		\$50	Notice only	
			count	1					
			sum						\$50
Chesapeake Fish Company	11-0251	110	59204	26-MAY-10	28-MAY-10		\$50	Notice only	
			210	59205	26-MAY-10	28-MAY-10		\$50	Notice only
			count	2					
			sum				\$100		
County of San Diego	25-0244	100	59376	28-JUN-10	28-JUN-10	12-MAY-10	\$50	Notice only	
			60205	31-AUG-10	02-SEP-10		\$50	Notice only	
			count	2					
			sum				\$100		
County of San Diego DPW Julia n WWTP	25-0325	100	57800	25-FEB-10	25-FEB-10		\$50	Notice only	
			60963	29-NOV-10	29-NOV-10		\$50	Notice only	
			count	2					
			sum				\$100		
Environmental Services of San Diego	25-0191	100	60429	20-OCT-10	20-OCT-10	09-AUG-10	\$100	Initial notice	
			60430	20-OCT-10	20-OCT-10	09-AUG-10	\$100	Initial notice	
			count	2					
			sum				\$200		
Gas Recovery Systems LLC - Sy camore	25-0344	100	58629	19-APR-10	19-APR-10	08-MAR-10	\$100	Initial notice	
			59767	03-AUG-10	03-AUG-10	21-JUN-10	\$100	Initial notice	
			60240	29-SEP-10	29-SEP-10	04-AUG-10	\$100	Initial notice	
			count	3					
			sum				\$300		
Hewlett-Packard Company	01-0013	100	58235	22-MAR-10	22-MAR-10		\$50	Notice only	
			count	1					
			sum						\$50
Hi Tech Honeycomb	06-0533	110	57416	02-FEB-10	02-FEB-10		\$50	Notice only	
			count	1					
			sum						\$50
KA & RDS Inc DBA Mr Rooter Pl umbing	25-0248	100	61056	28-DEC-10	29-DEC-10		\$100	Final notice	
			count	1					
			sum						\$100

NonSIU NOV Summary for 2010

Name	FACILIT	Conn	NOV	Identified	Action	Viol_Date	Fee	Level
	sum						\$100	
Kaiser Foundation Hospital	07-0011	100	59190	26-MAY-10	26-MAY-10		\$50	Notice only
		200	59191	26-MAY-10	26-MAY-10		\$50	Notice only
	*****	*****	-----	*****	*****		-----	
	count		2					
	sum						\$100	
La Posta Casino	25-0283	100	60535	28-OCT-10	28-OCT-10		\$50	Notice only
	*****	*****	-----	*****	*****		-----	
	count		1					
	sum						\$50	
Laguna Mountain Environmental Inc	05-1153	100	59223	02-JUN-10	02-JUN-10		\$50	Notice only
			60132	24-AUG-10	24-AUG-10		\$50	Notice only
	*****	*****	-----	*****	*****		-----	
	count		2					
	sum						\$100	
MM San Diego LLC - Miramar	05-0809	110	57775	23-FEB-10	23-FEB-10	03-DEC-09	\$50	Notice only
			57816	01-MAR-10	01-MAR-10	07-JAN-10	\$50	Notice only
			58362	25-MAR-10	29-MAR-10		\$50	Notice only
	*****	*****	-----	*****	*****		-----	
	count		3					
	sum						\$150	
Merry X-Ray Chemical Corporation	06-0052	100	57588	02-FEB-10	02-FEB-10		\$50	Notice only
	*****	*****	-----	*****	*****		-----	
	count		1					
	sum						\$50	
Mission Bay Aquatic Center	04-0196	110	58361	25-MAR-10	25-MAR-10		\$100	Initial notice
	*****	*****	-----	*****	*****		-----	
	count		1					
	sum						\$100	
NRC Environmental Services Inc	25-0332	100	61057	28-DEC-10	29-DEC-10		\$100	Final notice
	*****	*****	-----	*****	*****		-----	
	count		1					
	sum						\$100	
Olivenhain Municipal Water District	25-0187	100	56766	30-NOV-09	22-APR-10	19-OCT-09	\$75	Second notice
			59493	29-JUN-10	29-JUN-10		\$100	Initial notice
			59510	15-JUL-10	15-JUL-10	17-MAY-10	\$50	Notice only
			59619	23-JUL-10	23-JUL-10		\$50	Notice only
			60533	28-OCT-10	28-OCT-10		\$50	Notice only
	*****	*****	-----	*****	*****		-----	
	count		5					
	sum						\$325	
Otay Landfill Inc	25-0105	100	60139	24-AUG-10	24-AUG-10		\$50	Notice only
	*****	*****	-----	*****	*****		-----	
	count		1					
	sum						\$50	
Pacific Recovery Corporation	25-0049	100	60225	29-SEP-10	29-SEP-10		\$50	Notice only
	*****	*****	-----	*****	*****		-----	
	count		1					
	sum						\$50	
Pauma Valley CSD	25-0311	100	58416	29-MAR-10	29-MAR-10	01-DEC-09	\$50	Notice only
			58557	06-APR-10	06-APR-10	02-FEB-10	\$50	Notice only
			60244	30-SEP-10	30-SEP-10	16-AUG-10	\$50	Notice only
	*****	*****	-----	*****	*****		-----	
	count		3					
	sum						\$150	
Pepper Oil Company Inc	19-0032	200	57431	02-FEB-10	02-FEB-10	28-DEC-09	\$0	Notice only
	*****	*****	-----	*****	*****		-----	
	count		1					
	sum						\$0	
Prudential Overall Supply	13-0016	110	59524	20-JUL-10	20-JUL-10	18-JUN-10	\$50	Notice only
	*****	*****	-----	*****	*****		-----	
	count		1					
	sum						\$50	
Ramona Landfill Inc	25-0137	100	60140	24-AUG-10	24-AUG-10		\$50	Notice only
	*****	*****	-----	*****	*****		-----	
	count		1					
	sum						\$50	
Ramona MWD San Vicente WWTP	25-0133	100	57596	02-FEB-10	02-FEB-10		\$50	Notice only
	*****	*****	-----	*****	*****		-----	

NonSIU NOV Summary for 2010

Name	FACILIT	Conn	NOV	Identified	Action	Viol_Date	Fee	Level
				count				
				sum				
SSI for Kinder Morgan	25-0338	100	60964	29-NOV-10	29-NOV-10		\$50	Notice only
	*****	*****	-----	*****	*****		-----	
				count				
				sum			\$50	
Salk Institute for Biological Studies	02-0033	100	59628	26-JUL-10	26-JUL-10	22-JUN-10	\$100	Initial notice
	*****	*****	-----	*****	*****		-----	
				count				
				sum			\$100	
San Diego Transit Corporation	11-0086	100	58524	29-MAR-10	29-MAR-10		\$50	Notice only
		200	58525	29-MAR-10	29-MAR-10		\$50	Notice only
	*****	*****	-----	*****	*****		-----	
				count				
				sum			\$100	
San Diego X-Ray Inc	06-0430	110	57255	04-JAN-10	04-JAN-10	25-NOV-09	\$50	Notice only
			59494	06-JUL-10	06-JUL-10	08-JUN-10	\$100	Initial notice
					28-OCT-10	08-JUN-10	\$100	Final notice
	*****	*****	-----	*****	*****		-----	
				count				
				sum			\$250	
Santa Ysabel Resort & Casino	25-0277	100	58395	27-MAR-10	27-MAR-10		\$100	Final notice
	*****	*****	-----	*****	*****		-----	
				count				
				sum			\$100	
Scripps Green Hospital and Clinic	02-0729		57396	28-JAN-10	28-JAN-10		\$100	Initial notice
						08-MAR-10	\$75	Second notice
	*****	*****	-----	*****	*****		-----	
				count				
				sum			\$175	
Senomyx Inc	02-1013		57275	06-JAN-10	06-JAN-10		\$100	Initial notice
			57276	06-JAN-10	06-JAN-10		\$100	Initial notice
	*****	*****	-----	*****	*****		-----	
				count				
				sum			\$200	
Stone Brewing Company	25-0236	100	59626	26-JUL-10	26-JUL-10	23-JUN-10	\$50	Notice only
	*****	*****	-----	*****	*****		-----	
				count				
				sum			\$50	
Sturgeon & Son Inc for Kinder Morgan	25-0338	100	57598	02-FEB-10	02-FEB-10		\$100	Initial notice
			57801	25-FEB-10	25-FEB-10		\$100	Initial notice
			58367	25-MAR-10	25-MAR-10		\$100	Initial notice
	*****	*****	-----	*****	*****		-----	
				count				
				sum			\$300	
TORVAC Division of Darling International	03-0332	120	58237	22-MAR-10	22-MAR-10	11-FEB-10	\$50	Notice only
			58335	21-MAR-10	24-MAR-10	31-JAN-10	\$50	Notice only
			59375	28-JUN-10	28-JUN-10		\$50	Notice only
			60524	28-OCT-10	28-OCT-10		\$100	Initial notice
	*****	*****	-----	*****	*****		-----	
				count				
				sum			\$250	
The Pepsi Bottling Group of San Diego	05-0064	220	57815	01-MAR-10	01-MAR-10	05-JAN-10	\$50	Notice only
			58247	22-MAR-10	22-MAR-10	25-FEB-10	\$0	Initial notice
	*****	*****	-----	*****	*****		-----	
				count				
				sum			\$50	
USN;Navy SERE Camp	25-0265	100	58659	26-APR-10	26-APR-10	31-MAR-10	\$50	Notice only
	*****	*****	-----	*****	*****		-----	
				count				
				sum			\$50	
UT; ARCADIS US Inc	10-0474	100	59340	21-JUN-10	21-JUN-10	31-MAY-10	\$0	Notice only
	*****	*****	-----	*****	*****		-----	
				count				
				sum			\$0	
UT; Ami Adini & Associates	21-0307	100	60325	05-OCT-10	05-OCT-10	31-AUG-10	\$100	Final notice
			60434	27-OCT-10	27-OCT-10	30-SEP-10	\$100	Initial notice

NonSIU NOV Summary for 2010

Name	FACILIT	Conn	NOV	Identified	Action	Viol_Date	Fee	Level

			count	2				
			sum				\$200	
UT; Atlantic Richfield Company	22-0068	100	57618	11-FEB-10	11-FEB-10	22-DEC-09	\$0	Initial notice

			count	1				
			sum				\$0	
	10-0474	100	58259	26-MAR-10	22-MAR-10	23-FEB-10	\$100	Initial notice
			58356	25-MAR-10	25-MAR-10	07-JAN-10	\$50	Notice only

			count	2				
			sum				\$150	
UT; Blue Horizons - SeaWorld San Diego	04-0451	100	57075	14-DEC-09	03-MAR-10	31-OCT-09	\$100	Final notice
			57454	02-FEB-10	03-FEB-10	31-DEC-09	\$100	Final notice

			count	2				
			sum				\$200	
UT; CalClean Inc	21-0306	100	57295	13-JAN-10	14-JAN-10	19-OCT-09	\$50	Notice only
			58355	12-JAN-10	25-MAR-10	17-SEP-09	\$50	Notice only

			count	2				
			sum				\$100	
UT; City of San Diego General Services Dept	08-0565	100	60135	24-AUG-10	24-AUG-10		\$100	Initial notice

			count	1				
			sum				\$100	
UT; H K Sweetwater Partnership	19-0348	100	59341	21-JUN-10	21-JUN-10		\$0	Notice only
			59525	20-JUL-10	20-JUL-10	30-JUN-10	\$0	Notice only

			count	2				
			sum				\$0	
UT; Orion Construction Corp	05-1145	100	57617	11-FEB-10	14-JUN-10	31-DEC-09	\$100	Final notice
			57817	01-MAR-10	01-MAR-10	31-JAN-10	\$50	Notice only
			58238	22-MAR-10	22-MAR-10	28-FEB-10	\$50	Notice only
			58652	26-APR-10	11-JUN-10	31-MAR-10	\$50	Notice only
			58914	24-MAY-10	24-MAY-10	30-APR-10	\$100	Initial notice
			59338	21-JUN-10	22-JUN-10	31-MAY-10	\$100	Final notice
			59497	06-JUL-10	06-JUL-10	30-JUN-10	\$100	Final notice

			count	7				
			sum				\$550	
UT; Ralston Real Estate Company	04-0435	100	60526	28-OCT-10	28-OCT-10		\$100	Initial notice

			count	1				
			sum				\$100	
UT; Thrifty Oil Company # 042	16-0632	100	58641	22-APR-10	30-APR-10		\$50	Notice only

			count	1				
			sum				\$50	
UT; Thrifty Oil Company # 098	16-0725	100	58095	08-MAR-10	10-MAR-10	22-JAN-10	\$50	Notice only
			58642	22-APR-10	30-APR-10		\$50	Notice only

			count	2				
			sum				\$100	
UT; Thrifty Oil Company # 105	19-0327	100	58644	22-APR-10	30-APR-10		\$0	Notice only

			count	1				
			sum				\$0	
UT; Thrifty Oil Company # 106	21-0303	100	58647	22-APR-10	30-APR-10		\$50	Notice only

			count	1				
			sum				\$50	
UT; Thrifty Oil Company # 120	16-0726	100	58643	22-APR-10	30-APR-10		\$50	Notice only

			count	1				
			sum				\$50	
UT; Traylor/Shea Joint Venture	06-0574	100	57636	11-FEB-10	11-FEB-10	31-DEC-09	\$100	Initial notice

NonSIU NOV Summary for 2010

Name	FACILIT	Conn	NOV	Identified	Action	Viol_Date	Fee	Level
e								
UT; Traylor/Shea Joint Venture	06-0574	100	57636	11-FEB-10	19-MAR-10	31-DEC-09	\$75	Second notice
			58175	17-MAR-10	17-MAR-10		\$100	Initial notice
	*****	*****	-----	*****	*****		-----	
	count		3					
	sum						\$275	
03-1139	100	59381	28-JUN-10	28-JUN-10	27-MAY-10		\$100	Initial notice
	*****	*****	-----	*****	*****		-----	
	count		1					
	sum						\$100	
UT; Valero California Retail Company	34-0081	100	59495	06-JUL-10	06-JUL-10	31-MAY-10	\$50	Notice only
			60642	18-NOV-10	18-NOV-10	31-OCT-10	\$100	Final notice
	*****	*****	-----	*****	*****		-----	
	count		2					
	sum						\$150	
United Pumping Service Inc	25-0101	100	61055	28-DEC-10	29-DEC-10		\$100	Final notice
	*****	*****	-----	*****	*****		-----	
	count		1					
	sum						\$100	
Valley View Casino	25-0172	100	60281	01-OCT-10	01-OCT-10	31-AUG-10	\$50	Notice only
	*****	*****	-----	*****	*****		-----	
	count		1					
	sum						\$50	
Viejias Tribal Government	25-0130	100	58657	26-APR-10	26-APR-10	08-MAR-10	\$50	Notice only
			59335	15-JUN-10	15-JUN-10	02-FEB-10	\$50	Notice only
	*****	*****	-----	*****	*****		-----	
	count		2					
	sum						\$100	
Water Works Inc	06-0569	110	58768	04-MAY-10	04-MAY-10	29-MAR-10	\$50	Notice only
	*****	*****	-----	*****	*****		-----	
	count		1					
	sum						\$50	
Zoological Society of San Diego	09-0048	200	60968	29-NOV-10	29-NOV-10	31-OCT-10	\$100	Initial notice
	*****	*****	-----	*****	*****		-----	
	count		1					
	sum						\$100	
*****			-----				-----	
count			113					
sum							\$7,525	

113 rows selected.

Sampling at SIUs Discharging to Treatment Plant 1 between 01-Jan-10 and 31-Dec-10

Report run on: February 24, 2011 5:47 PM

Page 1

Facility	Pmt	Name	Conn	Principle Process	Pmt Include	Parmcode	City Samples	Self Samples		
02-0112	04-A	University of California San Diego	100	Overview - Muir & Revelle Colleges	L	COPPER	4	4		
						FLASH	4			
						PH	4	4		
						PH HIGHEST	4			
									4	
			120	Zero Discharge Metal Finishing	L	ZERODISCHRG CERT				2
			200	Overview - Med School	L	COPPER	4	4		
						FLASH	4			
						PH	4	4		
						PH HIGHEST	4			
									4	
			PH LOWEST	4						
			300	Overview - North Campus	L	COPPER	4	4		
						FLASH	4			
						PH	4	4		
						PH HIGHEST	4			
						4				
PH LOWEST	4									
400	Overview - East Campus	L	COPPER	4	4					
			FLASH	4						
			PH	4	4					
			PH HIGHEST	4						
						4				
PH LOWEST	4									
500	Stein Clinical Sciences	L	COPPER	4	4					
			FLASH	4						
			PH	4	4					
			PH HIGHEST	4						
						4				
PH LOWEST	4									
02-0332	04-A	Pall Filtration & Separations Group Inc	100	Sewer Lateral	L					
			110	Membrane Mfg	L	FLASH	3			
							3	6		
02-0485	02-A	Quantum Design Inc	110	Cleaning/Etching	F	CADMIUM	3	4		
						CHROMIUM	3	4		
						COPPER	3	4		
						CYANIDE(T)	3	4		
						FLOW		4		
						LEAD	3	4		
						NICKEL	3	4		
						PH	3	4		
						SILVER	3	4		
						TTO CERT		4		
						TTO(413+433)-P	1			

Sampling at SIUs Discharging to Treatment Plant 1
between 01-Jan-10 and 31-Dec-10

Report run on: February 24, 2011 5:47 PM

Page 2

Facility	Pmt	Name	Conn	Principle Process	Pmt Include	Parmcode	City Samples	Self Samples
02-0485	02-A	Quantum Design Inc	110			ZINC	3	4
			120	Zero discharge plating	L	ZERODISCHRG CERT		4
02-0505	03-B	Curtis Technology Inc	100	Chem Milling	F	CADMIUM	3	4
						CHROMIUM	3	4
						COPPER	3	4
						CYANIDE(T)	3	4
						FLOW		4
						LEAD	3	4
						NICKEL	3	4
						PH	3	4
						PH HIGHEST	1	
						PH LOWEST	1	
						SILVER	3	4
						TTO CERT		4
						TTO(413+433)-P	1	
						ZINC	3	3
02-0518	03-B	Suneva Medical Inc	100	Sewer Lateral	L	BIOHAZARD CERT		2
						SOLVENT CERT		2
			110	Pharmaceutical Manufacturing	F	ACETONE:P-O	2	4
						ANNUAL SCAN CERT		4
						ETHYL ACET:P-O	2	4
						FLOW		4
						ISOP ACETATE:P-O	2	4
						METHYLE CL:P-O	2	4
						N-AMYL ACET:P-O	2	4
						PH	2	4
02-0582	04-B	The Argen Corporation	110	NF Metals Forming (Precious)	F	CADMIUM	3	20
						COPPER	3	20
						CYANIDE(T)	3	20
						FLOW		2
						PRODUCTION RPT		2
						SILVER	3	20
						ZEROUNAUTHZ CERT		
02-0761	03-A	Pacira Pharmaceuticals Inc	120	Pharm Mfg	F	ACETONE:P-O	1	4
						ANNUAL SCAN CERT		4
						ETHYL ACET:P-O	1	4
						FLOW		4
						ISOP ACETATE:P-O	1	4
						METHYLE CL:P-O	1	4
						N-AMYL ACET:P-O	1	4

Sampling at SIUs Discharging to Treatment Plant 1
between 01-Jan-10 and 31-Dec-10

Report run on: February 24, 2011 5:47 PM

Page 3

Facility	Pmt	Name	Conn	Principle Process	Pmt Include	Parmcode	City Samples	Self Samples
02-0761	03-A	Pacira Pharmaceuticals Inc	120			PH	3	4
02-0762	03-A	Pacira Pharmaceuticals Inc	110	Pharmaceutical mfg	F	ACETONE:P-O	1	4
						ANNUAL SCAN CERT		4
						ETHYL ACET:P-O	1	4
						FLOW		4
						ISOP ACETATE:P-O	1	4
						METHYLE CL:P-O	1	4
						N-AMYL ACET:P-O	1	4
						PH	3	4
						PH HIGHEST		
						PH LOWEST		
03-0115	04-A	ATK Space Systems	100	Zero Disch Cert for Core MF ops	L	ZERODISCHRG CERT		2
			200	Solvent Certification	L	SOLVENT CERT		2
			410	Abrasive Jet Machining	F	CADMIUM	4	4
						CHROMIUM	4	4
						COPPER	4	4
						CYANIDE(T)	4	4
						FLOW		4
						LEAD	4	4
						NICKEL	4	4
						SILVER	4	4
						TTO CERT		4
						TTO(413+433)-P	1	
						ZINC	4	4
03-0408	03-A	Hydranautics	110	RO Membrane Casting	L	FLOW		12
						PH	3	7
						PH HIGHEST	3	
						PH LOWEST	3	
						SOLVENT CERT		2
03-0717	05-A	Action Powder Coating LLC	110	Coating / cleaning	F	CADMIUM	3	4
						CHROMIUM	3	4
						COPPER	3	4
						CYANIDE(T)	3	4
						LEAD	3	4
						NICKEL	3	4
						PH	3	4
						PH HIGHEST	3	
						PH LOWEST	3	
						SILVER	3	4
						TTO(413+433)-P	1	

Sampling at SIUs Discharging to Treatment Plant 1
between 01-Jan-10 and 31-Dec-10

Report run on: February 24, 2011 5:47 PM

Page 4

Facility	Pmt	Name	Conn	Principle Process	Pmt Include	Parmcode	City Samples	Self Samples
03-0717	05-A	Action Powder Coating LLC	110			ZINC	3	4
03-0722	05-A	Polese Company Inc	110	Metal Finishing / Surface Treatment	F	CADMIUM	6	6
						CHROMIUM	6	6
						COPPER	6	6
						CYANIDE(T)	4	5
						FLOW		4
						FLOW MAX		3
						FLUORIDE	6	5
						LEAD	6	6
						MOLYBDENUM	6	6
						NICKEL	6	6
						PH	6	
						PRODUCTION RPT		4
						SILVER	6	6
						TTO CERT		4
						TTO(413+433)-P	1	
						ZINC	6	6
			220	Precious / Refractory Metal Forming	L	ZERODISCHRG CERT		4
03-0920	03-C	A to Z Metal Finishing	110	Metal Finishing	F	CADMIUM	3	4
						CHROMIUM	3	4
						COPPER	3	4
						CYANIDE(T)		1
						FLOW		4
						LEAD	3	4
						NICKEL	3	4
						PH	3	4
						SILVER	3	4
						TTO CERT		4
						TTO(413+433)-P	1	
						ZINC	3	4
03-1017	01-A	Anocote Metal Finishing	110	Metal finishing rinses	F	CADMIUM	3	4
						CHROMIUM	3	4
						COPPER	3	4
						CYANIDE(T)	3	4
						FLOW		4
						LEAD	3	4
						NICKEL	3	4
						PH	3	4
						SILVER	3	4

Sampling at SIUs Discharging to Treatment Plant 1
between 01-Jan-10 and 31-Dec-10

Report run on: February 24, 2011 5:47 PM

Page 5

Facility	Pmt	Name	Conn	Principle Process	Pmt Include	Parmcode	City Samples	Self Samples
03-1017	01-A	Anocote Metal Finishing	110			TTO CERT		4
						TTO(413+433)-P	1	
						ZINC	3	4
04-0453	01-B	UT; HPS Mechanical Inc	200	Groundwater: San Fernando Place	L	FLOW RATE MAX		
						FLOW RATE MIN		
05-0684	04-A	Allermed Laboratories Inc	130	Glassware Washing/Sterile Prep	F	ACETONE:P-O	2	4
						ANNUAL SCAN CERT		4
						ETHYL ACET:P-O	2	1
						ISOP ACETATE:P-O	2	1
						METHYLE CL:P-O	2	1
						N-AMYL ACET:P-O	2	1
			140	Glassware Washing/Extraction Area	F	ACETONE:P-O	2	4
						ANNUAL SCAN CERT		4
						ETHYL ACET:P-O	2	1
						ISOP ACETATE:P-O	2	1
						METHYLE CL:P-O	2	1
						N-AMYL ACET:P-O	2	1
			150	Media Prep/Tube Washing	F	ACETONE:P-O	2	4
						ANNUAL SCAN CERT		4
						ETHYL ACET:P-O	2	1
						ISOP ACETATE:P-O	2	1
						METHYLE CL:P-O	2	1
						N-AMYL ACET:P-O	2	1
05-0985	03-B	Pacific Gas Turbine Center	110	Metal Finishing	F	CADMIUM		1
						CHROMIUM		1
						COPPER		1
						CYANIDE(T)		1
						FLOW		4
						LEAD		1
						NICKEL		1
						PH		1
						SILVER		1
						TTO CERT		2
						TTO(413+433)-P		
						ZINC		1
05-0997	04-A	TTM Printed Circuit Group Inc	220	PCB Manufacturing	F	CADMIUM	3	7
						CHROMIUM	3	7
						COPPER	3	7
						FLOW		4
						LEAD	3	7

Sampling at SIUs Discharging to Treatment Plant 1 between 01-Jan-10 and 31-Dec-10

Report run on: February 24, 2011 5:47 PM

Page 6

Facility	Pmt	Name	Conn	Principle Process	Pmt Include	Parmcode	City Samples	Self Samples			
05-0997	04-A	TTM Printed Circuit Group Inc	220			NICKEL	3	7			
						PH	3	7			
						PH HIGHEST	3				
						PH LOWEST	3				
						SILVER	3	7			
						TTO CERT		4			
						TTO(413+433)-P	1				
						ZINC	3	7			
						221 Gold Electro Plating	F	CYANIDE(T)	3	7	
								FLOW		7	
		222 Immersion Gold	F	CYANIDE(T)	3	7					
				FLOW		7					
				230 Film Developing	L	SILVER CERT		1			
				810 Downstream Manhole	N						
				820 Upstream Manhole	N						
05-1019	03-A	USN;Marine Corp Air Station Miramar	100	Aircraft maintenance	L	FLOW RATE MAX					
						OIL/GREASE	1	6			
						PH	2	6			
						SILVER CERT		2			
						SOLVENT CERT		2			
05-1081	03-A	UT; ExxonMobil Oil Corporation	100	Groundwater Remediation (F/P)	L	BNZ(W/OAGG)		2			
						BTEX		2			
						FLASH		2			
						FLOW RATE MAX		5			
						FLOW RATE MIN		5			
						REPORT RPT					
						ZERODISCHRG CERT		4			
06-0026	04-A	Cubic Defense Applications Inc	100	main lateral - Bldg 1	L	ZERODISCHRG CERT		4			
						150	wave soldering	F	CADMIUM	4	4
									CHROMIUM	4	4
			COPPER	4	4						
									CYANIDE(T)	4	4
									FLOW		4
									LEAD	4	4
									NICKEL	4	4
									SILVER	4	4
									TTO CERT		4
									TTO(413+433)-P	1	
									ZINC	4	4
						160	deburring	F	CADMIUM	4	4
									CHROMIUM	4	4

Sampling at SIUs Discharging to Treatment Plant 1
between 01-Jan-10 and 31-Dec-10

Report run on: February 24, 2011 5:47 PM

Page 7

Facility	Pmt	Name	Conn	Principle Process	Pmt Include	Parmcode	City Samples	Self Samples						
06-0026	04-A	Cubic Defense Applications Inc	160			COPPER	4	4						
						CYANIDE(T)	4	4						
						FLOW		4						
						LEAD	4	4						
						NICKEL	4	4						
						SILVER	4	4						
						TTO CERT		4						
						TTO(413+433)-P	1							
						ZINC	4	4						
						170	testing				F	CADMIUM	2	1
												CHROMIUM	2	1
												COPPER	2	1
												CYANIDE(T)	2	1
												FLOW		4
												LEAD	2	1
												NICKEL	2	1
												SILVER	2	1
TTO CERT		4												
TTO(413+433)-P	1													
ZINC	2	1												
06-0058	04-B	Kyocera America Inc	130	Ni plating, cleaning	F	CADMIUM	5	6						
						CHROMIUM	5	6						
						COPPER	5	6						
						FLOW		12						
						LEAD	5	6						
						NICKEL	5	6						
						PH	5	6						
						PH HIGHEST	5							
						PH LOWEST	5							
						SILVER	5	6						
						TTO CERT		6						
						TTO(413+433)-P	1							
						ZINC	5	6						
						131	Au plating, stripping				F	CYANIDE(A)	5	6
												CYANIDE(T)	5	6
												FLOW		12
						140	Alkaline soap cleaning				F	CADMIUM	5	6
												CHROMIUM	5	6
												COPPER	5	6
												FLOW		12

Sampling at SIUs Discharging to Treatment Plant 1
between 01-Jan-10 and 31-Dec-10

Report run on: February 24, 2011 5:47 PM

Page 8

Facility	Pmt	Name	Conn	Principle Process	Pmt Include	Parmcode	City Samples	Self Samples
06-0058	04-B	Kyocera America Inc	140			LEAD	5	6
						NICKEL	5	6
						PH	5	6
						PH HIGHEST	5	
						PH LOWEST	5	
						SILVER	5	6
						TTO CERT		6
						TTO(413+433)-P	1	
						ZINC	5	6
06-0267	05-A	Hamilton Sundstrand Power Systems	110	Metal Cleaning / Etching	F	CADIUM	1	5
						CHROMIUM	1	5
						COPPER	1	5
						CYANIDE(T)	1	5
						LEAD	1	5
						NICKEL	1	5
						PH	1	5
						SILVER	1	5
						TTO CERT		4
						TTO(413+433)-P		1
						ZINC	1	5
06-0595	02-A	UT; Frey Environmental Inc	100	GW Remediation: Gas & Diesel w/FP	L	BNZ(W/OAGG)	4	6
						BTEX	4	6
						FLASH	5	6
						FLOW RATE MAX		11
						FLOW RATE MIN		11
						FLOW TOTIMPORTED		12
						FLOWMETER READ 1		12
						FLOWMETER READ 2		12
						PETROLEUM HC	5	6
						TPH		6
						BNZ(W/OAGG)	5	5
07-0171	03-A	UT; Thrifty Oil Company # 419	100	Groundwater Remediation (F/P)	L	BTEX	5	5
						FLASH	5	5
						FLOW MAX		
						FLOW RATE MAX		11
						FLOW RATE MIN		11
07-0179	01-A	UT; Whillock Contracting Inc	100	GW Remediation: diesel, no FP	L	REPORT RPT		
						FLASH	1	4
						FLOW RATE MAX		4
						FLOW RATE MIN		4

Sampling at SIUs Discharging to Treatment Plant 1 between 01-Jan-10 and 31-Dec-10

Report run on: February 24, 2011 5:47 PM

Page 9

Facility	Pmt	Name	Conn	Principle Process	Pmt Include	Parmcode	City Samples	Self Samples
07-0179	01-A	UT; Whillock Contracting Inc	100			PETROLEUM HC TPH	1	4
08-0008	05-A	UT; USN FISC Point Loma Fuel Annex	110	Fuel recovery w/remediation	L	BNZ(W/OAGG) FLASH FLOW RATE MAX FLOW RATE MIN LEAD PETROLEUM HC TPH		6 6 12 12 6 6
08-0018	04-A	USN;Naval Base Coronado - NASNI	100	NASNI Pump Station	L	CHT CERT OIL/GREASE PH SILVER CERT		2 4 4 2
			120	IWTP @ NASNI	F	CADMIUM CHROMIUM COPPER FLOW LEAD NICKEL SILVER TTO(413+433)-P ZINC	4 4 4 4 4 4 4 1 4	7 7 7 12 7 7 7 7 7
			123	CN Treatment @ IWTP	F	CYANIDE(A) FLOW	4	7 12
			140	Engine Test Cell Cleaning	F	CADMIUM CHROMIUM COPPER CYANIDE(T) FLOW LEAD NICKEL SILVER TTO CERT TTO(413+433)-P ZINC	4 4 4 4 4 4 4 4 1 4 4	4 4 4 4 4 4 4 4 4 4 4
			150	Oil Recovery Plant	F	CADMIUM CHROMIUM COPPER CYANIDE(T) FLOW	5 5 5 5	12 12 12 12 12

Sampling at SIUs Discharging to Treatment Plant 1 between 01-Jan-10 and 31-Dec-10

Report run on: February 24, 2011 5:47 PM

Page 10

Facility	Pmt	Name	Conn	Principle Process	Pmt Include	Parmcode	City Samples	Self Samples			
08-0018	04-A	USN;Naval Base Coronado - NASNI	150			LEAD	5	12			
						NICKEL	5	12			
						SILVER	5	12			
						TTO(413+433)-P	1	11			
						ZINC	5	12			
			160	Hydrostatic testing	F	CADMIUM	5	4			
						CHROMIUM	5	4			
						COPPER	5	4			
						CYANIDE(T)	5	4			
						FLOW		4			
						LEAD	5	4			
						NICKEL	5	4			
						SILVER	5	4			
						TTO CERT		4			
						TTO(413+433)-P	1	3			
			180	Pump/valve/hose testing	F	ZINC	5	4			
						CADMIUM	1	1			
						CHROMIUM	1	1			
						COPPER	1	1			
						CYANIDE(T)	1	1			
						FLOW		4			
						LEAD	1	1			
						NICKEL	1	1			
SILVER	1	1									
TTO CERT		4									
TTO(413+433)-P	1	1									
ZINC	1	1									
190	Aircraft Test Pad Cleaning	F				CADMIUM	4	4			
			CHROMIUM	4	4						
			COPPER	4	4						
			CYANIDE(T)	4	4						
			FLOW		4						
			LEAD	4	4						
			NICKEL	4	4						
			SILVER	4	4						
			TTO CERT		4						
			TTO(413+433)-P	1	3						
			ZINC	4	4						
			08-0558	02-A	Miller Environmental	799	Groundwater remediation	L	BNZ(W/OAGG)	4	7
						100	Impounded Stormwater	L	CADMIUM		3

Sampling at SIUs Discharging to Treatment Plant 1
between 01-Jan-10 and 31-Dec-10

Report run on: February 24, 2011 5:47 PM

Page 11

Facility	Pmt	Name	Conn	Principle Process	Pmt Include	Parmcode	City Samples	Self Samples
08-0558	02-A	Miller Environmental	100			CHROMIUM		3
						COPPER		3
						FLOW RATE MAX		2
						FLOW RATE MIN		2
						LEAD		3
						NICKEL		3
						PCBS		3
						ZINC		3
08-0566	01-B	UT; Kiewit/Sundt a Joint Venture	100	Construction Dewatering	L	FLOW RATE MAX		1
						FLOW RATE MIN		1
	200	Construction Dewatering	L	FLOW RATE MAX		2		
				FLOW RATE MIN		2		
09-0001	04-A	Alsco Inc	100	Commercial Laundry	L	COPPER	4	7
						FLOW		6
						OIL/GREASE	4	7
						PH	4	7
						REUSE RPT		11
						ZINC	4	7
09-0930	02-B	UT; HPS Mechanical Inc	100	Groundwater MH438	L	FLOW RATE MAX		
						FLOW RATE MIN		
	200	Groundwater MH52	L	FLOW RATE MAX		11		
				FLOW RATE MIN		11		
09-0943	01-A	UT; CalClean Inc	100	GW Remediation: gas, no FP	L	BNZ(W/OAGG)		3
						BTEX		3
						FLASH		3
						FLOW RATE MAX		3
						FLOW RATE MIN		3
						NICKEL	1	2
09-0947	01-A	UT; Western Foundations & Shoring Inc	100	GW construction w/contamination	L	BNZ(W/OAGG)	1	2
						BTEX	1	2
						FLASH	1	7
						FLOW RATE MAX		2
						FLOW RATE MIN		2
						NICKEL	1	2
10-0018	03-A	Coca-Cola Bottling Company of San Diego	120	Soda Production and Sanitary	L	FLOW		12
						PH	4	5
						PH HIGHEST	3	
						PH LOWEST	3	
11-0016	04-A	USN;Naval Base San Diego	100	USN8 SWW: Piers 6, 7, 8 & Mole Pier	L	CHT CERT		2
						COPPER	9	12
	200	Gym, Medical and Dental Clinics	L	SILVER CERT		2		

Sampling at SIUs Discharging to Treatment Plant 1 between 01-Jan-10 and 31-Dec-10

Report run on: February 24, 2011 5:47 PM

Page 12

Facility	Pmt	Name	Conn	Principle Process	Pmt Include	Parmcode	City Samples	Self Samples	
11-0016	04-A	USN;Naval Base San Diego	300	Auto Hobby Shop	L				
			400	Steam Plant, Vehicle Maint	L				
			500	Steam Clean, Hydrotest, Hydroblast	L				
			600	NEX Car Wash	L				
			799	Vault dewatering	L				
			810	USN6 SWW: Piers 1 & 2, Quay Wall	L	CHT CERT		2	
			820	USN7 SWW: Piers 3, 4, 5,graving dock	L	CHT CERT		2	
			830	NC4M SWW: Piers 10, 12, 13	L	CHT CERT		2	
						OIL/GREASE		3	
						PH		9	
						CADMIUM		3	4
						CHROMIUM		3	4
						COPPER		3	4
			LEAD		3	4			
			NICKEL		3	4			
			ZINC		3	4			
11-0024	04-A	Southern California Plating Company Inc	900	Fire fighting school	L				
			110	Anodize/chromating/phosphating	F	CADMIUM	11	4	
						CHROMIUM	11	4	
						COPPER	11	4	
						CYANIDE(T)	6	4	
						FLOW		4	
						LEAD	11	4	
						NICKEL	11	4	
						PH	11	4	
						PH HIGHEST	6		
						PH LOWEST	6		
						SILVER	11	4	
						TTO CERT		4	
						TTO(413+433)-P	1	1	
						ZINC	11	4	
11-0032	04-A	Angelica Textile Services	810	Downstream Manhole	N				
			820	Upstream Manhole	N				
			110	Commercial Laundry	L	FLOW		12	
						OIL/GREASE	7	12	
			PH	7	12				
			PH HIGHEST	7					

Sampling at SIUs Discharging to Treatment Plant 1
between 01-Jan-10 and 31-Dec-10

Report run on: February 24, 2011 5:47 PM

Page 13

Facility	Pmt	Name	Conn	Principle Process	Pmt Include	Parmcode	City Samples	Self Samples
11-0032	04-A	Angelica Textile Services	110			PH LOWEST	7	
11-0051	04-C	General Dynamics NASSCO	200	Bilge/Ballast (not thru 310)	L	CADMIUM	2	4
						CHROMIUM	2	4
						COPPER	2	4
						FLOW		4
						LEAD	2	4
						NICKEL	2	4
						OIL/GREASE	2	4
						PH	2	4
						ZINC	2	4
			300	Overview - West End of Yard	L	FLOW		12
						OIL/GREASE	3	5
						PH	3	5
			310	WWTF Effluent	F	CADMIUM	3	4
						CHROMIUM	3	5
						COPPER	3	5
						CYANIDE(T)	3	5
						FLOW		4
						LEAD	3	4
						NICKEL	3	5
						SILVER	3	4
						TTO CERT		4
						TTO(413+433)-P	1	
						ZINC	3	5
			600	Overview - East End of Yard	L	FLOW		12
						FLOWIMP MAX DRY		
						FLOWIMP MAX WET		
						OIL/GREASE	3	4
						PH	3	4
			620	VTC Separator	L	FLOW		4
			630	Film Processing	L	SILVER CERT		4
			798	Stormwater	L			
			799	Seawater	L			
11-0189	05-A	Cintas Corporation	110	Industrial Laundering	L	CADMIUM	4	4
						CHROMIUM	4	4
						COPPER	4	4
						LEAD	4	4
						NICKEL	4	4
						OIL/GREASE	5	4
						PH	5	4

Sampling at SIUs Discharging to Treatment Plant 1
between 01-Jan-10 and 31-Dec-10

Report run on: February 24, 2011 5:47 PM

Page 14

Facility	Pmt	Name	Conn	Principle Process	Pmt Include	Parmcode	City Samples	Self Samples
11-0189	05-A	Cintas Corporation	110			ZINC	4	4
11-0272	04-A	Major Scientific Industries	110	PCB Manufacturing	F	CADMIUM	3	4
						CHROMIUM	3	4
						COPPER	3	4
						CYANIDE(T)	3	4
						FLOW		4
						LEAD	3	4
						NICKEL	3	4
						SILVER	3	4
						TTO CERT		4
						TTO(413+433)-P	1	
						ZINC	3	4
11-0334	05-A	K & R Graphix	110	Silkscreening (MF assoc op)	F	CADMIUM	2	4
						CHROMIUM	2	4
						COPPER	2	4
						CYANIDE(T)	2	4
						FLOW		4
						LEAD	2	4
						NICKEL	2	4
						SILVER	2	4
						TTO CERT		4
						TTO(413+433)-P	1	
						ZINC	2	4
			120	Etching	L	ZERODISCHRG CERT		2
11-0398	05-A	Unifirst Corporation	110	Industrial Laundry	L	CADMIUM	4	4
						CHROMIUM	4	4
						COPPER	4	4
						FLOW		4
						FLOW MAX		3
						LEAD	4	4
						NICKEL	4	4
						OIL/GREASE	10	4
						PH	10	4
						PH HIGHEST	1	
						PH LOWEST	1	
						ZINC	4	4
11-0444	04-A	CP Kelco	430	R&D Pilot Plant	L	FLOW		11
						PH	31	11
						PH HIGHEST	2	
						PH LOWEST	2	

Sampling at SIUs Discharging to Treatment Plant 1 between 01-Jan-10 and 31-Dec-10

Report run on: February 24, 2011 5:47 PM

Page 15

Facility	Pmt	Name	Conn	Principle Process	Pmt Include	Parmcode	City Samples	Self Samples			
11-0444	04-A	CP Kelco	430	Storm Water	L	SULFIDE DISSOLVD	2	11			
						799	Kelco SBP & Cogen Plant	L	FLOW		11
						800			NICKEL	2	1
									PH	31	11
									PH HIGHEST	2	
									PH LOWEST	2	
									SULFIDE DISSOLVD	2	12
	BNZ(W/OAGG)	1	3								
11-0526	01-A	UT; Thrifty Oil Company # 096	100	GW remediation: gas w/FP	L	BTEX	1	3			
						FLASH	1	3			
						FLOW RATE MAX		6			
						FLOW RATE MIN		6			
						FLOW RATE MAX		1			
11-0534	02-A	UT; City of San Diego - Storm Water Dept	100	two westernmost pits	L	FLOW RATE MAX					
				southwest corner pit	L	FLOW RATE MIN					
				northwest corner pit	L	FLOW RATE MIN					
				southeast corner pit	L	FLOW RATE MIN					
				northeast corner pit	L	FLOW RATE MIN					
11-0539	01-A	UT; G & M Oil Company Station # 45	100	Groundwater	L	BNZ(W/OAGG)					
						BTEX					
						FLASH					
						FLOW RATE MAX					
						FLOW RATE MIN					
12-0038	04-A	RJ Donovan Correctional Facility	100	Prison Sewer Main	L	OIL/GREASE	6	6			
						PH	6	4			
						SILVER CERT		1			
12-0144	03-A	AP Precision Metals	110	Metal Coating (Iron Phosphating)	F	CADMIUM	4	4			
						CHROMIUM	4	4			
						COPPER	4	4			
						CYANIDE(T)	4	4			
						FLOW		4			
						LEAD	4	4			
						NICKEL	4	4			
						PH	4	4			
						SILVER	4	4			
						TTO CERT		4			
						TTO(413+433)-P	1				
						ZINC	4	4			
						OIL/GREASE	22	12			
PH	22	12									
12-0154	02-A	Heinz Frozen Foods	110	Food Manufacturing	L						

Sampling at SIUs Discharging to Treatment Plant 1 between 01-Jan-10 and 31-Dec-10

Report run on: February 24, 2011 5:47 PM

Page 16

Facility	Pmt	Name	Conn	Principle Process	Pmt Include	Parmcode	City Samples	Self Samples
12-0154	02-A	Heinz Frozen Foods	110			PH HIGHEST PH LOWEST TEMP	22	12
12-0202	02-A	Spec-Built Systems Inc	110	Iron Phosphating	F	CADMIUM CHROMIUM COPPER CYANIDE(T) FLOW LEAD NICKEL PH SILVER TTO CERT TTO(413+433)-P ZINC	2 2 2 2 2 2 2 2 2	1 1 1 1 4 1 1 1 4
12-0212	01-B	Cantare Foods Inc	100	Cheese Manufacturing Lateral	L	FLOW FLOW MAX OIL/GREASE PH	31 17	12 10
			210	Bakery, salsa, tapenade mfg	L	CLARIFIER RPT FLOW FLOW MAX		2 12
12-0220	01-A	Circle Foods LLC	110	Food manufacturing	L	FLOW OIL/GREASE PH PH HIGHEST PH LOWEST TEMP	21 24	12 12 12
12-0244	01-A	Harcon Precision Metals Inc	110	Chemical conversion coating	F	CADMIUM CHROMIUM COPPER FLOW FLOW MAX LEAD NICKEL PH PH HIGHEST PH LOWEST SILVER TTO CERT	24	12

Sampling at SIUs Discharging to Treatment Plant 1 between 01-Jan-10 and 31-Dec-10

Report run on: February 24, 2011 5:47 PM

Page 17

Facility	Pmt	Name	Conn	Principle Process	Pmt Include	Parmcode	City Samples	Self Samples
12-0244	01-A	Harcon Precision Metals Inc	110			TTO(413+433)-P ZINC		
13-0115	04-A	Doncasters GCE Industries	200	Bldg 2 Lateral, 1887 Nirvana Av	L	ZERODISCHRG CERT		4
			300	Bldg 3 Lateral, 757 Main St	L			
			330	Dye Pen/ Vibra Clean	F	CADMIUM	4	5
						CHROMIUM	4	5
						COPPER	4	5
						CYANIDE(T)	4	5
						FLOW		5
						LEAD	4	5
						NICKEL	4	5
						PH	4	5
						PH HIGHEST	2	
						PH LOWEST	2	
						SILVER	4	5
						TTO CERT		5
						TTO(413+433)-P	1	
						ZINC	4	5
			410	Dye Pen/Water Jet Cutting	F	CADMIUM	4	5
						CHROMIUM	4	5
						COPPER	4	5
						CYANIDE(T)	4	5
						FLOW		5
						LEAD	4	5
						NICKEL	4	5
						PH	4	5
						PH HIGHEST	2	
						PH LOWEST	2	
						SILVER	4	5
						TTO CERT		5
						TTO(413+433)-P	1	
						ZINC	4	5
13-0161	04-A	Rohr Inc dba Goodrich Aerostructures	210	Tumble / Hydro Test / Cool	F	CADMIUM	4	4
						CHROMIUM	4	4
						COPPER	4	4
						CYANIDE(T)	4	4
						LEAD	4	4
						NICKEL	4	4
						PH	4	4
						PH HIGHEST	1	

Sampling at SIUs Discharging to Treatment Plant 1
between 01-Jan-10 and 31-Dec-10

Report run on: February 24, 2011 5:47 PM

Page 18

Facility	Pmt	Name	Conn	Principle Process	Pmt Include	Parmcode	City Samples	Self Samples			
13-0161	04-A	Rohr Inc dba Goodrich Aerostructures	210			PH LOWEST	1				
						SILVER	4	4			
						TTO CERT		3			
						TTO(413+433)-P	1				
			250	Metal Finishing & Stormwater	F			ZINC	4	4	
								CADMIUM	4	10	
								CHROMIUM	4	10	
								COPPER	4	10	
								CYANIDE(T)	4	9	
								LEAD	4	10	
								NICKEL	4	10	
								PH	4	10	
								PH HIGHEST	1		
								PH LOWEST	1		
								SILVER	4	10	
								TTO CERT		4	
TTO(413+433)-P	1										
ZINC	4	10									
13-0279	04-A	Dynegy South Bay LLC	700	Sewer Lateral w/CT Bleed	L						
						100	Sewer lateral	L		12	
						200	IW Lateral	F	ZERODISCHRG CERT		2
						210	Low Volume Wastes	L	FLOW		4
			220	Chem/Non-Chem Cleaning	F			OIL/GREASE	4	4	
								PCBS	4		
								PH	4	4	
								PH HIGHEST	4		
								PH LOWEST	4		
								COPPER			
								FLOW		2	
								OIL/GREASE			
13-0303	03-A	UT; World Oil Marketing Company	100	Groundwater remediation	L	BNZ(W/OAGG)					
						BTEX					
						FLASH					
						FLOW RATE MAX					
13-0447	02-A	UT; Chevron Environmental Management	100	GW remediation:Used oil & gas	L	FLOW RATE MIN					
						BNZ(W/OAGG)	3	6			

Sampling at SIUs Discharging to Treatment Plant 1
between 01-Jan-10 and 31-Dec-10

Report run on: February 24, 2011 5:47 PM

Page 19

Facility	Pmt	Name	Conn	Principle Process	Pmt Include	Parmcode	City Samples	Self Samples
13-0447	02-A	UT; Chevron Environmental Management Company	100			BTEX	3	6
						FLASH	3	6
						FLOW RATE MAX		11
						FLOW RATE MIN		11
						PETROLEUM HC		
13-0454	01-A	UT; Buy-Rite Gas	100	GW remediation: gas w/FP	L	TPH		6
						BNZ(W/OAGG)	2	5
						BTEX	2	5
						FLASH	2	5
						FLOW RATE MAX		9
13-0466	01-A	UT; Ami Adini & Associates Inc	100	Groundwater remediation	L	FLOW RATE MIN		9
						BNZ(W/OAGG)		3
						BTEX		3
						FLASH		3
						FLOW MAX		2
14-0034	03-A	Hotel Del Coronado	110	Commercial laundry	L	FLOW RATE MAX		2
						FLOW RATE MIN		2
						REPORT RPT		2
						FLOW		4
						OIL/GREASE	4	4
16-0033	04-A	Garvin Industries	110	Cleaning/Fe Phosphating	F	PH	4	4
						PH HIGHEST	4	
						PH LOWEST	4	
						CADMIUM	3	4
						CHROMIUM	3	4
						COPPER	3	4
						CYANIDE(T)	3	4
						LEAD	3	4
						NICKEL	3	4
						PH	3	4
SILVER	3	4						
16-0209	04-A	Chromalloy San Diego	110	Metal finishing ops w/o discharge	F	TTO(413+433)-P	1	
						ZINC	3	4
						ZERODISCHRG CERT		2
						CADMIUM	4	4
						CHROMIUM	4	4
			220	Dye penetrant testing	F	COPPER	4	4
						CYANIDE(T)	4	4
						FLOW		4
						LEAD	4	4

Sampling at SIUs Discharging to Treatment Plant 1
between 01-Jan-10 and 31-Dec-10

Report run on: February 24, 2011 5:47 PM

Page 20

Facility	Pmt	Name	Conn	Principle Process	Pmt Include	Parmcode	City Samples	Self Samples		
16-0209	04-A	Chromalloy San Diego	220			NICKEL	4	4		
						SILVER	4	4		
						TTO CERT		4		
						TTO(413+433)-P	1			
						ZINC	4	4		
						SILVER CERT		2		
						310 X-ray film processing	L			
						810 Downstream Surveillance Monitoring	N			
						820 Upstream Surveillance Monitoring	N			
						110 Etch / Chemfilm	F			
16-0343	03-A	Vision Systems Inc				CADMIUM	3	6		
						CHROMIUM	3	6		
						COPPER	3	6		
						FLOW		4		
						LEAD	3	6		
						NICKEL	3	6		
						PH	3	4		
						SILVER	3	6		
						TTO CERT		4		
						TTO(413+433)-P	1			
						ZINC	3	6		
						CYANIDE(A)	9	9		
						FLOW		4		
						CADMIUM	3	4		
						CHROMIUM	3	4		
COPPER	3	4								
CYANIDE(T)	3	4								
FLOW		4								
FLOW MAX		3								
LEAD	3	4								
NICKEL	3	4								
PH	3	4								
PH HIGHEST	3									
PH LOWEST	3									
SILVER	3	4								
TTO CERT		4								
TTO(413+433)-P	1									
ZINC	3	4								
SILVER CERT	L	2								
16-0520	03-A	GKN Aerospace Chem-tronics Inc	120	X-ray Processing		SILVER CERT		2		
						110 Chem Mill, Caustic Clean	F	CADMIUM	4	4
								CHROMIUM	4	4

Sampling at SIUs Discharging to Treatment Plant 1
between 01-Jan-10 and 31-Dec-10

Report run on: February 24, 2011 5:47 PM

Page 21

Facility	Pmt	Name	Conn	Principle Process	Pmt Include	Parmcode	City Samples	Self Samples		
16-0520	03-A	GKN Aerospace Chem-tronics Inc	110			COPPER	4	4		
						CYANIDE(T)	4	4		
						FLOW		4		
						LEAD	4	4		
						NICKEL	4	4		
						PH	4	4		
						PH HIGHEST	4			
						PH LOWEST	4			
						SILVER	4	4		
						TTO CERT		4		
						TTO(413+433)-P	1			
						ZINC	4	4		
						120 Alodine (zero discharge)	L	ZERODISCHRG CERT		2
						210 Clean, Dye Pen, Tumble	F	CADMIUM	4	4
								CHROMIUM	4	4
					COPPER	4	4			
					CYANIDE(T)	4	4			
					FLOW		4			
					LEAD	4	4			
					NICKEL	4	4			
					PH	4	4			
					PH HIGHEST	4				
					PH LOWEST	4				
					SILVER	4	4			
					TTO CERT		4			
					TTO(413+433)-P	1				
					ZINC	4	4			
			410 Chembrite	F	CADMIUM	4	4			
					CHROMIUM	4	4			
					COPPER	4	4			
					CYANIDE(T)	4	4			
					FLOW		4			
					LEAD	4	4			
		NICKEL	4	4						
		PH	4	4						
		PH HIGHEST	3							
		PH LOWEST	3							
		SILVER	4	4						
		TTO CERT		4						
		TTO(413+433)-P	1							

Sampling at SIUs Discharging to Treatment Plant 1 between 01-Jan-10 and 31-Dec-10

Report run on: February 24, 2011 5:47 PM

Page 22

Facility	Pmt	Name	Conn	Principle Process	Pmt Include	Parmcode	City Samples	Self Samples			
16-0520	03-A	GKN Aerospace Chem-tronics Inc	410	Steam Cleaning	F	ZINC	4	4			
						CADMIUM	7	4			
						CHROMIUM	7	4			
						COPPER	7	4			
						CYANIDE(T)	4	4			
						FLOW		4			
						LEAD	7	4			
						NICKEL	7	4			
						SILVER	7	4			
						TTO CERT		4			
						TTO(413+433)-P	1				
						ZINC	7	4			
						430	X-Ray Processing	L	SILVER CERT		2
			450	Steam clean, dye pen test	F	CADMIUM	4	4			
						CHROMIUM	4	4			
						COPPER	4	4			
						CYANIDE(T)	4	4			
						FLOW		4			
						LEAD	4	4			
						NICKEL	4	4			
						SILVER	4	4			
						TTO CERT		4			
						TTO(413+433)-P	1				
						ZINC	4	4			
						460	Dye Penetrant Test	F	CADMIUM	4	4
									CHROMIUM	4	4
						COPPER	4	4			
			CYANIDE(T)	4	4						
			FLOW		4						
			LEAD	4	4						
			NICKEL	4	4						
			SILVER	4	4						
			TTO CERT		4						
			TTO(413+433)-P	1							
			ZINC	4	4						
510	Steam Clean, Dye Pen, Xray	F	CADMIUM	4	4						
			CHROMIUM	4	4						
			COPPER	4	4						
			CYANIDE(T)	4	4						
			FLOW		4						

Sampling at SIUs Discharging to Treatment Plant 1
between 01-Jan-10 and 31-Dec-10

Report run on: February 24, 2011 5:47 PM

Page 23

Facility	Pmt	Name	Conn	Principle Process	Pmt Include	Parmcode	City Samples	Self Samples												
16-0520	03-A	GKN Aerospace Chem-tronics Inc	510			LEAD	4	4												
						NICKEL	4	4												
						PH	4	4												
						SILVER	4	4												
						TTO CERT		4												
			TTO(413+433)-P			1														
			620			Water Jet Cutting	F	ZINC	4	4										
								CADMIUM	4	4										
								CHROMIUM	4	4										
								COPPER	4	4										
								CYANIDE(T)	4	4										
								FLOW		4										
								LEAD	4	4										
								NICKEL	4	4										
								SILVER	4	4										
TTO CERT		4																		
TTO(413+433)-P	1																			
16-0529	03-A	Triumph Fabrications - San Diego	100	Building Lateral	L	SILVER CERT		2												
						110	Metal Finishing	F	CADMIUM	4	5									
									CHROMIUM	4	5									
									COPPER	4	5									
									CYANIDE(T)	4	5									
									FLOW		5									
									LEAD	4	5									
									NICKEL	4	5									
									PH	4	5									
									SILVER	4	5									
									TTO CERT		5									
									TTO(413+433)-P	1										
									ZINC	4	5									
									130	Plaster Mold / Pan Wash	L									
																		150	Dye Pen (FPI #2)	F
																		CHROMIUM	4	4
																		COPPER	4	4
																		CYANIDE(T)	4	4
																		FLOW		4
LEAD	4	4																		
NICKEL	4	4																		
SILVER	4	4																		

Sampling at SIUs Discharging to Treatment Plant 1 between 01-Jan-10 and 31-Dec-10

Report run on: February 24, 2011 5:47 PM

Page 24

Facility	Pmt	Name	Conn	Principle Process	Pmt Include	Parmcode	City Samples	Self Samples			
16-0529	03-A	Triumph Fabrications - San Diego	150			TTO CERT		5			
						TTO(413+433)-P	1				
						ZINC	4	4			
						160	Dye Pen (FPI #3)	F	CADMIUM	4	4
									CHROMIUM	4	4
									COPPER	4	4
									CYANIDE(T)	4	5
									FLOW		4
									LEAD	4	4
									NICKEL	4	4
									SILVER	4	4
									TTO CERT		4
									TTO(413+433)-P	1	
						ZINC	4	4			
						170	Dye Pen (FPI #1/4)	F	CADMIUM	4	5
									CHROMIUM	4	5
									COPPER	4	5
									CYANIDE(T)	4	5
									FLOW		5
									LEAD	4	5
NICKEL	4	5									
SILVER	4	5									
TTO CERT		5									
TTO(413+433)-P	1										
ZINC	4	5									
16-0727	03-A	UT; Thrifty Oil Company # 420	100	Groundwater remediation	L	BNZ(W/OAGG)	4	4			
						BTEX	4	4			
						FLASH	4	4			
						FLOW RATE MAX		12			
						FLOW RATE MIN		12			
						BNZ(W/OAGG)		3			
17-0013	01-A	UT; Thrifty Oil Company # 416	100	GW remediation: gas w/FP	L	BTEX		3			
						FLASH		3			
						FLOW RATE MAX		3			
						FLOW RATE MIN		3			
						BNZ(W/OAGG)		3			
						BTEX		3			
18-0170	03-A	Equality Plating Company	110	Electroplating	F	CADMIUM	4	4			
						CHROMIUM	4	4			
						COPPER	4	4			
						CYANIDE(A)	4	4			
						FLOW		4			

Sampling at SIUs Discharging to Treatment Plant 1
between 01-Jan-10 and 31-Dec-10

Report run on: February 24, 2011 5:47 PM

Page 25

Facility	Pmt	Name	Conn	Principle Process	Pmt Include	Parmcode	City Samples	Self Samples
18-0170	03-A	Equality Plating Company	110			LEAD	4	4
						NICKEL	4	4
						PH	4	4
						PH HIGHEST	2	
						PH LOWEST	2	
						TTO CERT		4
						TTO(413+433)-P	1	
						ZINC	4	4
19-0282	01-A	Prochem Specialty Products	120	Zero Discharge Acid Copper Plating	L	ZERODISCHRG CERT		2
			800	Downstream manhole	N			
19-0313	01-A	UT; Thrifty Oil Company # 110	110	Floor Washdown	F	ZERODISCHRG CERT		2
20-0043	04-A	Hallmark Circuits Inc	110	PC Board Manufacturing	F	CADMIUM	3	6
						CHROMIUM	3	6
						COPPER	3	6
						FLOW		6
						LEAD	3	6
						NICKEL	3	6
						PH	3	6
						PH HIGHEST	3	
						PH LOWEST	3	
						SILVER	3	6
						TTO CERT		6
						TTO(413+433)-P	1	1
						ZINC	3	6
						CYANIDE(A)	1	6
						CYANIDE(T)	3	
						FLOW		6
						CYANIDE(T)	3	6
FLOW		6						
20-0108	03-B	Valley Metals	110	Metal Forming/Finishing	F	AMMONIA	3	4
						CADMIUM	3	4
						CHROMIUM	3	4
						COPPER	3	4
						CYANIDE(T)	3	4

Sampling at SIUs Discharging to Treatment Plant 1
between 01-Jan-10 and 31-Dec-10

Report run on: February 24, 2011 5:47 PM

Page 26

Facility	Pmt	Name	Conn	Principle Process	Pmt Include	Parmcode	City Samples	Self Samples				
20-0108	03-B	Valley Metals				FLOW		4				
						FLUORIDE	3	4				
						LEAD	3	4				
						NICKEL	3	4				
						PH	3	4				
						PH HIGHEST	2					
						PH LOWEST	2					
						PRODUCTION RPT		4				
						SILVER	3	4				
						TTO CERT		4				
						TTO(413+433)-P	1					
						ZINC	3	4				
						20-0109	04-A	L & T Precision Sheet Metal		X-ray Processing	L	SILVER CERT
100	Sewer Lateral	L	ZERODISCHRG CERT		4							
		120	Silkscreen Cleaning	F	CADMIUM						3	4
				CHROMIUM	3						4	
				COPPER	3						4	
				CYANIDE(T)	3						4	
				FLOW							3	
				LEAD	3						4	
				NICKEL	3						4	
				SILVER	3						4	
				TTO CERT							4	
				TTO(413+433)-P	1							
				ZINC	3						4	
20-0122	02-C			K-Tube Corporation		Pressure Washing	F	CADMIUM	3	4		
		CHROMIUM	3					4				
		COPPER	3					4				
		CYANIDE(T)	3					4				
		FLOW						4				
		LEAD	3					4				
		NICKEL	3					4				
		PH	3					4				
		PH HIGHEST	3									
		PH LOWEST	3									
		SILVER	3					4				
		TTO CERT						4				
		TTO(413+433)-P	1									
		ZINC	3			4						
		120	Tube Manufacturing						F	CADMIUM	3	4

Sampling at SIUs Discharging to Treatment Plant 1
between 01-Jan-10 and 31-Dec-10

Report run on: February 24, 2011 5:47 PM

Page 27

Facility	Pmt	Name	Conn	Principle Process	Pmt Include	Parmcode	City Samples	Self Samples							
20-0122	02-C	K-Tube Corporation	120				CHROMIUM	3	4						
							COPPER	3	4						
							CYANIDE(T)	3	4						
							FLOW		4						
							LEAD	3	4						
							NICKEL	3	4						
							PH	3	4						
							PH HIGHEST	3							
							PH LOWEST	3							
							SILVER	3	4						
							TTO CERT		4						
							TTO(413+433)-P	1							
							ZINC	3	4						
21-0248	03-A	Creative Metal Industries	110	Silkscreen Cleaning	F		CADMIUM	9	5						
							CHROMIUM	9	5						
							COPPER	9	5						
							CYANIDE(T)	6	5						
							FLOW		3						
							LEAD	9	5						
							NICKEL	9	5						
							SILVER	9	5						
							TTO CERT		4						
							TTO(413+433)-P	1							
							ZINC	9	5						
							21-0252	02-A	Compucraft Industries Inc	120	Etching (Zero Discharge)	L	ZERODISCHRG CERT		2
										100	Zero discharge Cr wastewater	L	ZERODISCHRG CERT		1
110	Etching/Coating	F	CADMIUM	4	3										
			CHROMIUM	4	3										
			COPPER	4	3										
			CYANIDE(T)	4	3										
			FLOW		3										
			LEAD	4	3										
			NICKEL	4	3										
			PH	4	2										
			PH HIGHEST	1											
			PH LOWEST	1											
			SILVER	4	3										
			TTO CERT		3										
			TTO(413+433)-P	1											
			ZINC	4	3										

Sampling at SIUs Discharging to Treatment Plant 1
between 01-Jan-10 and 31-Dec-10

Report run on: February 24, 2011 5:47 PM

Page 28

Facility	Pmt	Name	Conn	Principle Process	Pmt Include	Parmcode	City Samples	Self Samples
21-0252	02-A	Compucraft Industries Inc	120	Fabrication/Machining	F	CADMIUM	4	3
						CHROMIUM	4	3
						COPPER	4	3
						CYANIDE(T)	4	3
						FLOW		3
						LEAD	4	3
						NICKEL	4	3
						PH	4	2
						PH HIGHEST	1	
						PH LOWEST	1	
						SILVER	4	3
						TTO CERT		3
						TTO(413+433)-P	1	
						ZINC	4	3
21-0302	01-A	UT; Thrifty Oil Company # 113	100	GW remediation:gas w/FP	N	CADMIUM		
						CHROMIUM		
						COPPER		
						LEAD		
						NICKEL		
						PH		
						PH HIGHEST		
						PH LOWEST		
						ZINC		
						BNZ(W/OAGG)		2
						BTEX		2
FLASH		2						
FLOW RATE MAX		4						
FLOW RATE MIN		4						
22-0039	05-A	Culligan Water Company of San Diego Inc	210	Softener Regen	L	FLOW		4
33-0044	02-A	Coating Services Group LLC	110	MF assoc process rinses	F	CADMIUM	3	4
						CHROMIUM	3	4
						COPPER	3	4
						CYANIDE(T)	3	4
						FLOW		4
						LEAD	3	4
						NICKEL	3	4
						SILVER	3	4
						TTO CERT		4
						TTO(413+433)-P	1	
						ZINC	3	4

Sampling at SIUs Discharging to Treatment Plant 1
between 01-Jan-10 and 31-Dec-10

Report run on: February 24, 2011 5:47 PM

Page 29

Facility	Pmt	Name	Conn	Principle Process	Pmt Include	Parmcode	City Samples	Self Samples						
34-0070	02-A	Golden State Metal Finishing	110	Treated MF Rinses	F	CADIUM	6	4						
						CHROMIUM	6	4						
						COPPER	6	4						
						CYANIDE(T)	6	4						
						FLOW		4						
						LEAD	6	4						
						NICKEL	6	4						
						PH	6	4						
						SILVER	6	4						
						TTO CERT		4						
						TTO(413+433)-P	1							
						ZINC	6	4						
						36-0001	01-A	Otay Mesa Energy Center LLC	120	Ni Seal / Black Dye / Chemfilm	L	ZERODISCHRG CERT		2
									110	WetSac blowdown + OWS	F	CHROMIUM	3	5
			FLOW		4									
			OIL/GREASE	3	5									
			PH	3	5									
			PH HIGHEST											
			PH LOWEST											
			ZINC		3				5					
120	PCB zero discharge	F	ZERODISCHRG CERT		4									

84

TTO Sampling at SIUs discharging to Treatment Plant 1 between 01-Jan-10 and 31-Dec-10

Report run on: February 24, 2011 6:09 PM

Page 1

Facility	Pmt	Name	Conn	Principle Process	Batch	City TTO Samples	Self TTO Samples	Self Certification
02-0485	02-A	Quantum Design Inc	110	Cleaning/Etching	N	1		4
02-0505	03-B	Curtis Technology Inc	100	Chem Milling		1		4
03-0115	04-A	ATK Space Systems	410	Abrasive Jet Machining		1		4
03-0717	05-A	Action Powder Coating LLC	110	Coating / cleaning		1		4
03-0722	05-A	Polese Company Inc	110	Metal Finishing / Surface Treatment		1		4
03-0920	03-B	A to Z Metal Finishing	110	Metal Finishing	Y	1		4
03-1017	01-A	Anocote Metal Finishing	110	Metal finishing rinses	Y	1		4
05-0985	03-B	Pacific Gas Turbine Center	110	Metal Finishing	N			2
05-0997	04-A	TTM Printed Circuit Group Inc	220	PCB Manufacturing		1		4
06-0026	04-A	Cubic Defense Applications Inc	150	wave soldering		1		4
			160	deburring		1		4
			170	testing		1		4
06-0058	04-B	Kyocera America Inc	130	Ni plating, cleaning		1		6
			140	Alkaline soap cleaning	N	1		6
06-0267	05-A	Hamilton Sundstrand Power Systems	110	Metal Cleaning / Etching				4
08-0018	04-A	USN:Naval Base Coronado - NASNI	120	IWTP @ NASNI		1	1	
			140	Engine Test Cell Cleaning		1	2	4
			150	Oil Recovery Plant		1		
			160	Hydrostatic testing		1	3	4
			180	Pump/valve/hose testing		1	1	4
			190	Aircraft Test Pad Cleaning	N	1	3	4
11-0024	04-A	Southern California Plating Company Inc	110	Anodize/chromating/phosphating		1		4
11-0051	04-C	General Dynamics NASSCO	310	WWTF Effluent	N	1		4
11-0272	03-A	Major Scientific Industries	110	PCB Manufacturing	Y	1		4
11-0334	05-A	K & R Graphix	110	Silkscreening (MF assoc op)	N	1		4
12-0144	03-A	AP Precision Metals	110	Metal Coating (Iron Phosphating)	N	1		4
12-0202	02-A	Spec-Built Systems Inc	110	Iron Phosphating	N			4
13-0115	04-A	Doncasters GCE Industries	330	Dye Pen/ Vibra Clean	N	1		5
			410	Dye Pen/Water Jet Cutting	N	1		5
13-0161	04-A	Rohr Inc dba Goodrich Aerostructures	210	Tumble / Hydro Test / Cool		1		3
			250	Metal Finishing & Stormwater	N	1		4
16-0033	04-A	Garvin Industries	110	Cleaning/Fe Phosphating	Y	1		4
16-0209	04-A	Chromalloy San Diego	220	Dye penetrant testing	N	1		4
16-0343	03-A	Vision Systems Inc	110	Etch / Chemfilm	Y	1		4

**TTO Sampling at SIUs discharging to Treatment Plant 1
between 01-Jan-10 and 31-Dec-10**

Report run on: February 24, 2011 6:09 PM

Page 2

Facility	Pmt	Name	Conn	Principle Process	Batch	City TTO Samples	Self TTO Samples	Self Certification
16-0348	03-A	Veridiam Inc	110	Metal Fab/Clean		1		4
16-0520	03-A	GKN Aerospace Chem-tronics Inc	110	Chem Mill, Caustic Clean	N	1		4
			210	Clean, Dye Pen, Tumble		1		4
			410	Chembrite		1		4
			420	Steam Cleaning		1		4
			450	Steam clean, dye pen test	N	1		4
			460	Dye Penetrant Test		1		4
			510	Steam Clean, Dye Pen, Xray		1		4
			620	Water Jet Cutting	N	1		4
16-0529	03-A	Triumph Fabrications - San Diego	110	Metal Finishing	Y	1		5
			150	Dye Pen (FPI #2)	N	1		5
			160	Dye Pen (FPI #3)	N	1		4
			170	Dye Pen (FPI #1/4)	N	1		5
18-0170	03-A	Equality Plating Company	110	Electroplating	Y	1		4
20-0043	04-A	Hallmark Circuits Inc	110	PC Board Manufacturing		1	1	6
20-0108	03-B	Valley Metals	110	Metal Forming/Finishing		1		4
20-0109	04-A	L & T Precision Sheet Metal	120	Silkscreen Cleaning	N	1		4
20-0122	02-C	K-Tube Corporation	110	Pressure Washing	N	1		4
			120	Tube Manufacturing	N	1		4
21-0248	03-A	Creative Metal Industries	110	Silkscreen Cleaning	N	1		4
21-0252	02-A	Compucraft Industries Inc	110	Etching/Coating	N	1		3
			120	Fabrication/Machining	N	1		3
33-0044	01-A	Molecular Metallurgy Inc	110	MF assoc process rinses	Y	1		4
34-0070	02-A	Golden State Metal Finishing	110	Treated MF Rinses	N	1		4

PARMNAME	PARMCODE	PROTOCOL	MDL	UNITS
1,1,1-Trichloroethane	111-3CLETH	EPA624	1.68	ug/L
1,1,2,2-Tetrachloroethane	1122-4CLET	EPA624	1.67	ug/L
1,1,2-Trichloroethane	112-3CLETH	EPA624	.84	ug/L
1,1-Dichloroethane	11-2CLETH	EPA624	1.66	ug/L
1,1-Dichloroethene	11-2CLETHE	EPA624	1.53	ug/L
1,12-Benzoperylene (benzo(ghi)perylene)	BGHIP	EPA625	5.22	ug/L
1,2,4-Trichlorobenzene	124-3CLBNZ	EPA625	11.1	ug/L
1,2,5,6-Dibenzanthracene (dibenzo(a,h)anthrac)	2BANTH	EPA625	7.66	ug/L
1,2-Benzanthracene (benzo(a)anthracene)	BAA	EPA625	5.2	ug/L
1,2-Dichloroethane	12-2CLETHA	EPA624	1.39	ug/L
1,2-Dichloropropane	12-2CLPROP	EPA624	1.61	ug/L
1,2-Diphenylhydrazine	12-2PHENHYDRA	EPA625	8.45	ug/L
1,2-Trans-dichloroethene	T12-2CLETHE	EPA624	1.23	ug/L
1,3-Dichlorobenzene	13-2CLBNZ	EPA624	1.06	ug/L
1,4-Dichlorobenzene	14-2CLBNZ	EPA624	.93	ug/L
			2.25	ug/L
11,12-Benzofluoranthene (benzo(k)fluoranthene)	BKF	EPA625	7.9	ug/L
2,4,6-Trichlorophenol	246-3CLPHENOL	EPA625	8.87	ug/L
2,4-Dichlorophenol	24-2CLPHN	EPA625	9.32	ug/L
2,4-Dimethylphenol	24-2MPHN	EPA625	11	ug/L
2,4-Dinitrophenol	24-2NPHN	EPA625	8.98	ug/L
2,4-Dinitrotoluene	24-2NTOL	EPA625	6	ug/L
2,6-Dinitrotoluene	26-2NTOL	EPA625	6.97	ug/L
2-Chloroethyl vinyl ether	2CLETHYLVINYL	EPA624	2.27	ug/L
2-Chloronaphthalene	2-CLNAPTH	EPA625	7.64	ug/L
2-Chlorophenol	2-CLPHN	EPA625	5	ug/L
2-Nitrophenol	2-NPHN	EPA625	9.22	ug/L
3,3-Dichlorobenzidine	33-2CLBZID	EPA625	9.99	ug/L
3,4-Benzofluoranthene (benzo(b)fluoranthene)	BBF	EPA625	6.98	ug/L
4,4'-DDD (p,p-TDE)	44-DDD	EPA608	.017	ug/L
4,4'-DDE (p,p-DDX)	44-DDE	EPA608	.047	ug/L
4,4'-DDT	44-DDT (W/OAGG)		.017	ug/L
4,6-Dinitro-o-cresol	2M46-2NPHN	EPA625	9.6	ug/L
4-Bromophenyl phenyl ether	4-BPPE	EPA625	6.04	ug/L
4-Chlorophenyl phenyl ether	4-CLPHPPE	EPA625	4.99	ug/L
4-Nitrophenol	4-NPHN	EPA625	4.9	ug/L
Acenaphthene	ACENAPE	EPA625	5.45	ug/L
Acenaphthylene	ACENAPTYLE	EPA625	8.34	ug/L
Acetone - 40CFR136.3 Table 1F	ACETONE:P-O	EPA1666	5	ug/L
Aldrin	ALDRIN	EPA608	.022	ug/L
Alpha-BHC (BHC=hexachloro-cyclohexane)	6CL-CHX-A	EPA608	.024	ug/L
Alpha-endosulfan	ENDOSLFN-A	EPA608	.025	ug/L
Aluminum, Total	ALUMINUM	EPA200.8	.036	mg/L
Ammonia (as nitrogen)	AMMONIA	SM4500-NH3-D	.3	mg/L
Anthracene	ANTHRACENE	EPA625	7.16	ug/L
Antimony, Total	ANTIMONY	EPA200.8	.004	mg/L
Arsenic, Total	ARSENIC	EPA200.8	.004	mg/L
Benzene	BNZ (W/OAGG)		1.7	ug/L
			2.04	ug/L
Beginning Meter Read and Date	FLOWMETER READ 1	FLOW		gals
Benzene	BNZ	EPA624	2.04	ug/L
Benzidine	BZID	EPA625	6.17	ug/L
Benzo(a)pyrene (3,4-benzopyrene)	BAP	EPA625	7.69	ug/L
Beryllium, Total	BERYLLIUM	EPA200.8	.005	mg/L
Beta-BHC	6CL-CHX-B	EPA608	.03	ug/L
Beta-endosulfan	ENDOSLFN-B	EPA608	.024	ug/L
Bis(2-chloroethoxy) methane	BCEOM	EPA625	10.4	ug/L
Bis(2-chloroethyl) ether	B2CLEETHER	EPA625	6.41	ug/L
Bis(2-chloroisopropyl) ether	B2CIE	EPA625	8.93	ug/L
Bis(2-ethylhexyl) phthalate	B2ETHXPHTH	EPA625	7.87	ug/L
Boron, Total	BORON	EPA200.8	.14	mg/L
Bromoform (tribromomethane)	BROMOFORM	EPA624	.86	ug/L
Butyl benzyl phthalate	BUTBNZ PHT	EPA625	7.53	ug/L
Cadmium, Total	CADMIUM	EPA200.7	.009	mg/L
		EPA200.8	.09	mg/L
		EPA200.7	.004	mg/L
Calcium, Total	CALCIUM	EPA200.7	.01	mg/L
Carbon tetrachloride (tetrachloromethane)	CARBON TET	EPA624	.98	ug/L
Chemical Oxygen Demand	COD	COD_HACH8000	10	mg/L
Chemical Oxygen Demand, Soluble	COD SOLUBLE	COD_HACH8000		mg/L
Chlordane	CHLORDANE	EPA608	.5	ug/L
Chloride, Total	CHLORIDE	EPA300	.003	mg/L
			.004	mg/L
		SM4500CLB		mg/L
Chlorobenzene	CLBNZ	EPA624	1.14	ug/L
Chlorodibromomethane (dibromochloromethane)	2BRCLMETH	EPA624	1.14	ug/L
Chloroethane	ETHYL CL	EPA624	2.43	ug/L

Chloroform (trichloromethane)

CHLOROFORM

EPA624

1.88 ug/L

Mon Feb 14

page 2

Analytical Methods Used by the IWLab in 2010

PARAMNAME	PARMCODE	PROTOCOL	MDL	UNITS
Chromium, Total	CHROMIUM	EPA200.7	.009	mg/L
			.09	mg/L
		EPA200.8	.014	mg/L
Chrysene	CHRYSENE	EPA625	4.04	ug/L
Combustibles, in air	COMBUSTIBLES-AIR	AIR		PercentLEL
Copper, Total	COPPER	EPA200.7	.006	mg/L
			.06	mg/L
		EPA200.8	.006	mg/L
Cyanide, Amenable	CYANIDE(A)	SM4500-CN-G	.002	mg/L
Cyanide, Total	CYANIDE(T)	SM4500-CN-G	.002	mg/L
Delta-BHC	6CL-CHX-D	EPA608	.03	ug/L
Di-n-butyl phthalate	DINBP	EPA625	5.89	ug/L
Di-n-octyl phthalate	2NOCTP	EPA625	9.17	ug/L
Dichlorobromomethane (bromodichloromethane)	BR2CLMETH	EPA624	1.55	ug/L
			1.78	ug/L
Dieldrin	DIELDRIN	EPA608	.012	ug/L
Diethyl phthalate	DEP	EPA625	4.66	ug/L
Dimethyl phthalate	DIMP	EPA625	4.64	ug/L
Ending Meter Read and Date	FLOWMETER READ 2	FLOW		gals
Endosulfan sulfate	ENDOSLFN-S	EPA608	.022	ug/L
Endrin	ENDRIN	EPA608	.025	ug/L
Endrin aldehyde	ENDRIN-ALD	EPA608	.025	ug/L
Ethyl acetate - 40CFR136.3 Table 1F	ETHYL ACET:P-O	EPA1666	2	ug/L
Ethylbenzene	ETHYL BNZ	EPA624	1.49	ug/L
			2.61	ug/L
Flash Point-Instantaneous	FLASH	ASTME502		DegF
Flow/calendar day thru Connection	FLOW (MGD)			MGD
Fluoranthene	FLUORANTHN	EPA625	4.68	ug/L
Fluorene	FLUORENE	EPA625	4.04	ug/L
Fluoride, Total	FLUORIDE	EPA300	.001	mg/L
Gamma-BHC (Lindane)	6CL-CHX-G	EPA608	.024	ug/L
Gross Alpha Radioactivity	RADIOACTA	EPA900		pCi/L
Gross Beta Radioactivity	RADIOACTB	EPA900		pCi/L
Heptachlor	HEPTACHLOR	EPA608	.017	ug/L
Heptachlor epoxide	HEPCL EPOX	EPA608	.025	ug/L
Hexachlorobenzene	6CLBNZ	EPA625	6.89	ug/L
Hexachlorobutadiene	6CLBUTAD	EPA625	9.17	ug/L
Hexachloroethane	6CLETH	EPA625	5.27	ug/L
Hydrogen sulfide, in air	H2S-AIR	AIR		ppm
Indeno(1,2,3-cd)pyrene (2,3-o-phenylene pyrene)	ICDP	EPA625	7.7	ug/L
Industry Sump Maintenance	INDSUMP			Grade
Iron, Total	IRON	EPA200.7	.02	mg/L
		EPA200.8	.08	mg/L
Isophorone	ISOPHORONE	EPA625	6	ug/L
Isopropyl acetate - 40CFR136.3 Table 1F	ISOP ACETATE:P-O	EPA1666	1	ug/L
Lead, Total	LEAD	EPA200.7	.025	mg/L
			.25	mg/L
		EPA200.8	.008	mg/L
Magnesium, Total	MAGNESIUM	EPA200.7	.02	mg/L
Manganese, Dissolved	MANGANESE DIS	EPA200.7	.006	mg/L
Manganese, Total	MANGANESE	EPA200.7	.006	mg/L
		EPA200.8	.01	mg/L
Mercury, Total	MERCURY	EPA200.8	.002	mg/L
Methyl bromide (bromomethane)	BRMETHANE	EPA624	2.66	ug/L
Methyl chloride (chloromethane)	CLMETHANE	EPA624	1.89	ug/L
			2.11	ug/L
Methylene chloride (dichloromethane)	METHYLE CL	EPA624	1.41	ug/L
			1.46	ug/L
Methylene chloride - 40CFR136.3 Table 1F	METHYLE CL:P-O	EPA1666	10	ug/L
Molybdenum, Total	MOLYBDENUM	EPA200.7	.015	mg/L
		EPA200.8	.004	mg/L
N-nitrosodi-n-propylamine	NNDNPRA	EPA625	8.67	ug/L
N-nitrosodimethylamine	NNDMA	EPA625	5.4	ug/L
N-nitrosodiphenylamine	NNP	EPA625	5.01	ug/L
Naphthalene	NAPHTHALENE	EPA625	7.47	ug/L
Nickel, Total	NICKEL	EPA200.7	.012	mg/L
			.12	mg/L
		EPA200.8	.006	mg/L
Nitrate	NITRATE	EPA300	.005	mg/L
Nitrite	NITRITE	EPA300	.004	mg/L
			.005	mg/L
Nitrobenzene	NBNZ	EPA625	7.92	ug/L
Oil and grease, SGT-HEM	PETROLEUM HC	EPA1664-A	1.4	mg/L
Oil and grease, Total	OIL/GREASE		1.4	mg/L
Oxygen, in air	OXYGEN-AIR	AIR		Percent
P-chloro-m-cresol (4-chloro-3-methyl-phenol)	4-CL3-MPHN	EPA625	7.16	ug/L

PCB-1016 (Arochlor 1016)	PCB 1016	EPA608	.5 ug/L
PCB-1221 (Arochlor 1221)	PCB 1221	EPA608	.5 ug/L

Mon Feb 14

page 3

Analytical Methods Used by the IWLab in 2010

PARMNAME	PARMCODE	PROTOCOL	MDL UNITS
PCB-1232 (Arochlor 1232)	PCB 1232	EPA608	.5 ug/L
PCB-1242 (Arochlor 1242)	PCB 1242	EPA608	.5 ug/L
PCB-1248 (Arochlor 1248)	PCB 1248	EPA608	.5 ug/L
PCB-1254 (Arochlor 1254)	PCB 1254	EPA608	.5 ug/L
PCB-1260 (Arochlor 1260)	PCB 1260	EPA608	.5 ug/L
Pentachlorophenol	5CLPHN	EPA625	2.73 ug/L
Phenanthrene	PHENATHRN	EPA625	4.76 ug/L
Phenol	PHENOL	EPA625	2.43 ug/L
	PHENOL(W/OAGG)		2.43 ug/L
Potassium, Total	POTASSIUM	EPA200.7	.35 mg/L
Pyrene	PYRENE	EPA625	4.86 ug/L
Radiator Sump Maintenance	RADSUMP	SUMP	Grade
Selenium, Total	SELENIUM	EPA200.8	.006 mg/L
Silver, Total	SILVER	EPA200.7	.06 mg/L
		EPA200.8	.06 mg/L
Sodium, Total	SODIUM	EPA200.7	.02 mg/L
		EPA200.8	.06 mg/L
Solids, Total Dissolved	TDS	SM2540-C	9.75 mg/L
Solids, Total Suspended	TSS	SM2540-D	5 mg/L
Solids, Total Suspended - modified 1/10 dil	TSS 1/10 DIL	SM2540-D	mg/L
Specific Conductance	CONDUCT	EPA120.1	umhos/cm
Specific Conductance-Composite	CONDUCT-COMP	EPA120.1	umhos/cm
Sulfate	SULFATE	EPA300	.007 mg/L
Sulfides, Dissolved	SULFIDE DISSOLVD	EPA376.2	mg/L
Temperature-Instantaneous	TEMP	SM2550-B	DegC
Tetrachloroethene	4CLETHE	EPA624	1.27 ug/L
			2.85 ug/L
Thallium, Total	THALLIUM	EPA200.8	.006 mg/L
Toluene	TOLUENE	EPA624	1.19 ug/L
			2.31 ug/L
Toxaphene	TOXAPHENE	EPA608	.5 ug/L
Trichloroethylene (trichloroethene)	3CLETHE	EPA624	1.34 ug/L
			2.47 ug/L
Trichlorofluoromethane	3CLFLMETH	EPA624	2.34 ug/L
Vinyl chloride (chloroethylene)	VINYL CL	EPA624	2.03 ug/L
Xylene (meta, para)	XYLENE(M+P)	EPA624	1.36 ug/L
Xylene (ortho)	XYLENE(O)	EPA624	1.14 ug/L
Zinc, Total	ZINC	EPA200.7	.006 mg/L
		EPA200.8	.06 mg/L
		EPA624	.008 mg/L
cis-1,3-Dichloropropene	C13-2CLPRE	EPA624	.95 ug/L
n-Amyl acetate - 40CFR136.3 Table 1F	N-AMYL ACET:P-O	EPA1666	1 ug/L
pH-Instantaneous	PH	SM4500-H+B	pH
pH-highest value	PH HIGHEST	SM4500-H+B	pH
pH-lowest value	PH LOWEST	EPA150.1	pH
trans-1,3-Dichloropropene	T13-2CLPRE	EPA624	1.2 ug/L

203 rows selected.

CHAPTER 5 - INDUSTRIAL POLLUTANT DISCHARGES

5.1 INTRODUCTION

This section presents the results of influent and effluent monitoring for industrial pollutants for 2010 as well as historical influent and effluent data. The data demonstrates that there has been a steady decline in industrial pollutants discharged to the Metropolitan Sewerage System over the past 29 years. Since 1982, when the pretreatment program received EPA approval, the total influent metal loadings have declined by more than 62%, and the total effluent metal loadings have declined by 87%. This is particularly significant since the Metro service region has undergone substantial growth and development during the same time period, resulting in a 26% increase in wastewater flows to the system. During the same time period, there has been a 95% decrease in total heavy metals discharged by industry.

5.2 PT LOMA Influent / Effluent Metals Trends

Figure 5.2-1 presents the long-term trends in influent and effluent metals loadings at the Point Loma Wastewater Treatment Plant.

Figures 5.2-2 through 5.2-8 are graphs of individual constituent metals in the treatment plant influent and effluent over the period of 1982 through 2010. The constituents presented are cadmium, chromium, copper, lead, nickel, silver, and zinc.

Enforcement of Pretreatment Standards and implementation of Source Control Programs have effectively reduced pollutant loadings at the plant headworks, ensuring that no incidents of pass-through or interference attributed to industrial discharges at the Point Loma facility have occurred, the receiving waters are protected, and the plant's biosolids qualify for maximum beneficial use.

5.3 POINT LOMA TREATMENT PLANT MONITORING FOR 2010

During 2010, the Point Loma Treatment Plant did not experience any upset, interference, or pass through incidents attributable to non-domestic users of the Metropolitan Sewerage system. A summary of the influent and effluent average metals loadings for the Point Loma Treatment Plant for 2010 is presented in Tables 5.3-1 and 5.3-2. For monthly averaging purposes in these tables and graphs, “less than” and “not detected” values were treated as zero when all values for a given month were < MDL; however, when one or more values were >MDL, “less than” and “not detected” values were treated as ½ the MDL. A summary of all annual monitoring, extracted from the Pt. Loma Wastewater Treatment Plant and Ocean Outfall Annual Report, is included at the end of this chapter.

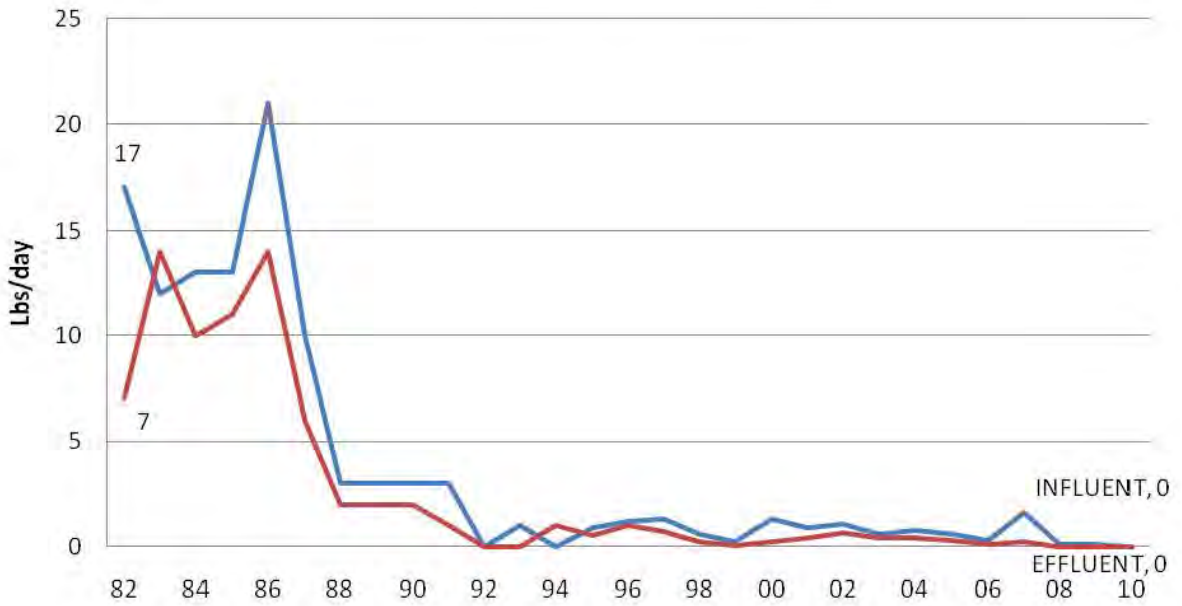
5.4 CY2010 BIOSOLIDS DISPOSAL

During 2010, there were no changes in biosolids disposal methods. Table 5.4-1 on page 7, below, presents a summary of monthly biosolids disposal sites and beneficial uses.

Figure 5.2.1-1 - Total Metals
 Avg Annual Influent/Effluent Cd, Cr, Cu, Pb, Ni, Ag, Zn

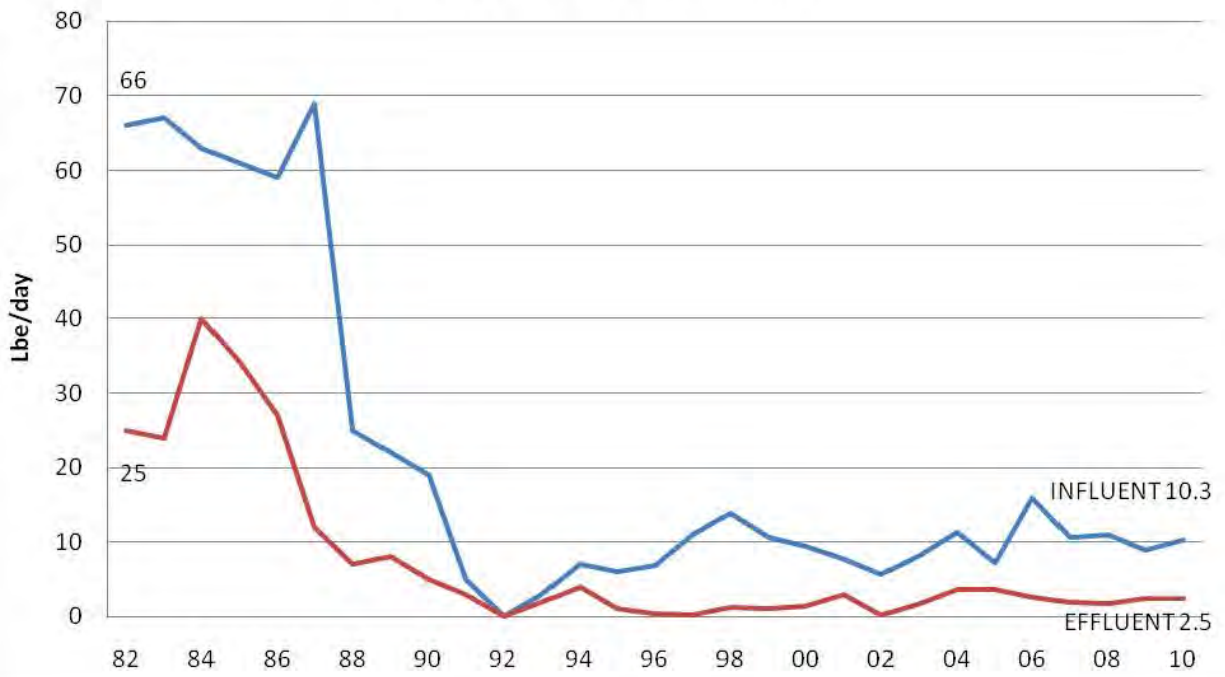


Cadmium
 Pt Loma Influent/Effluent History



Chromium

Pt. Loma Influent / Effluent History



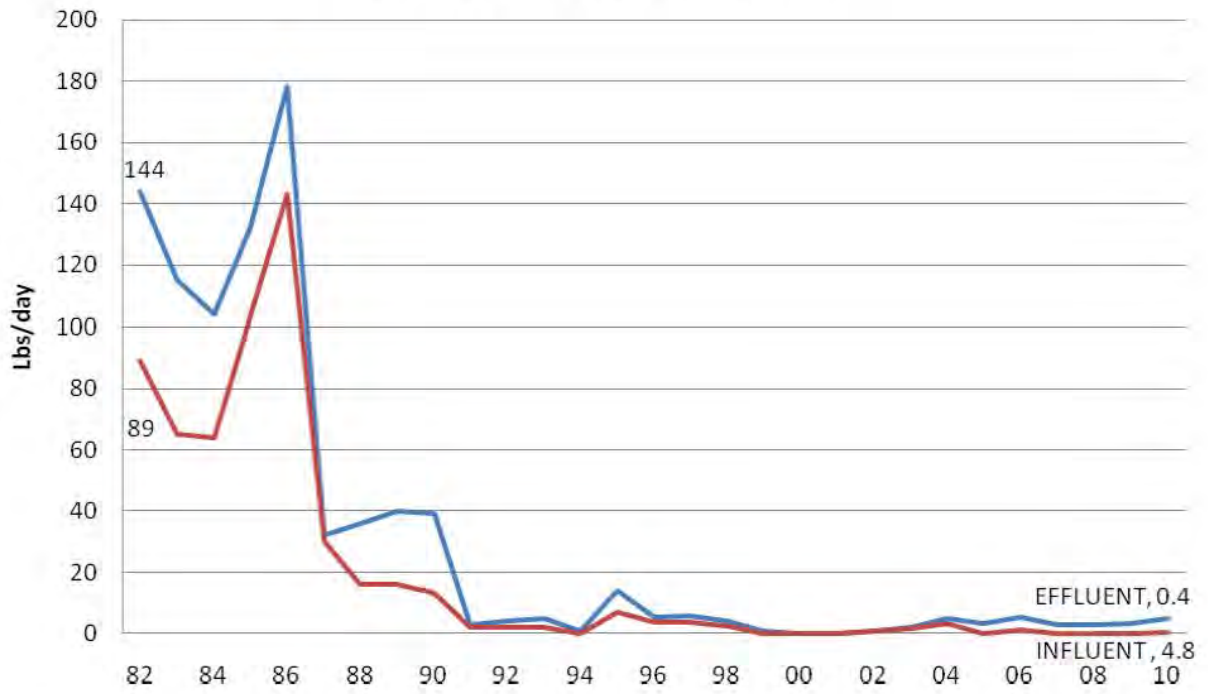
Copper

Pt Loma Influent / Effluent History



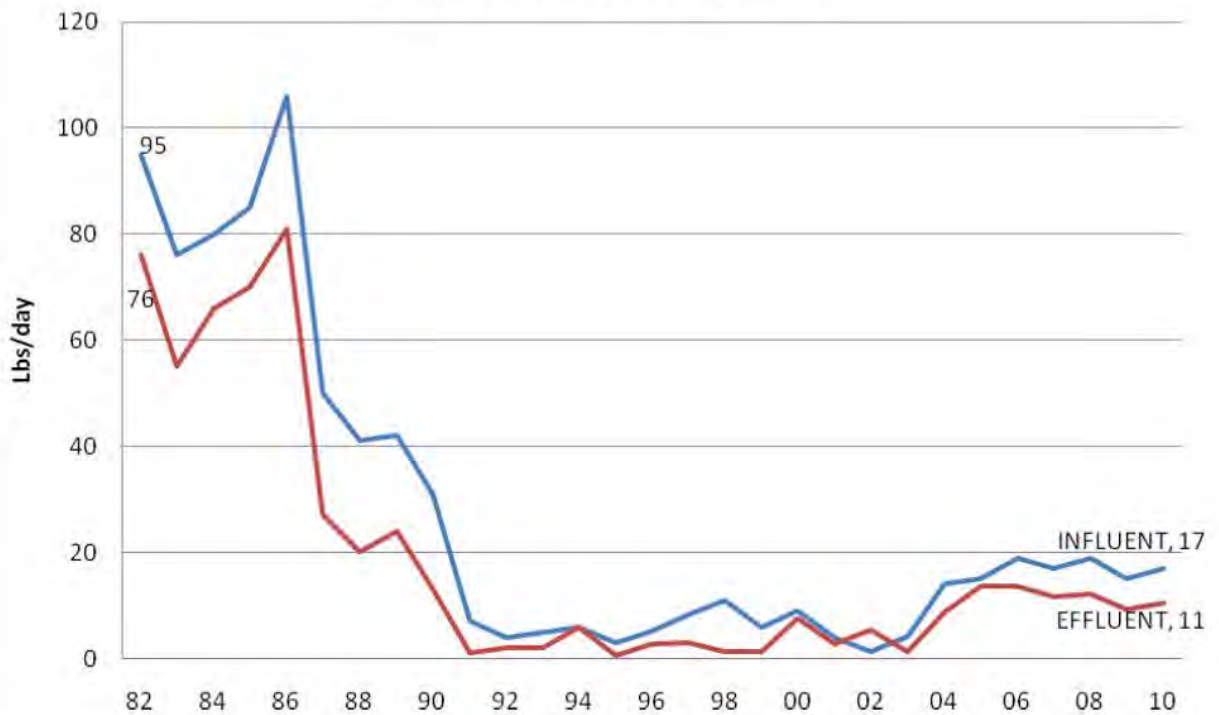
Lead

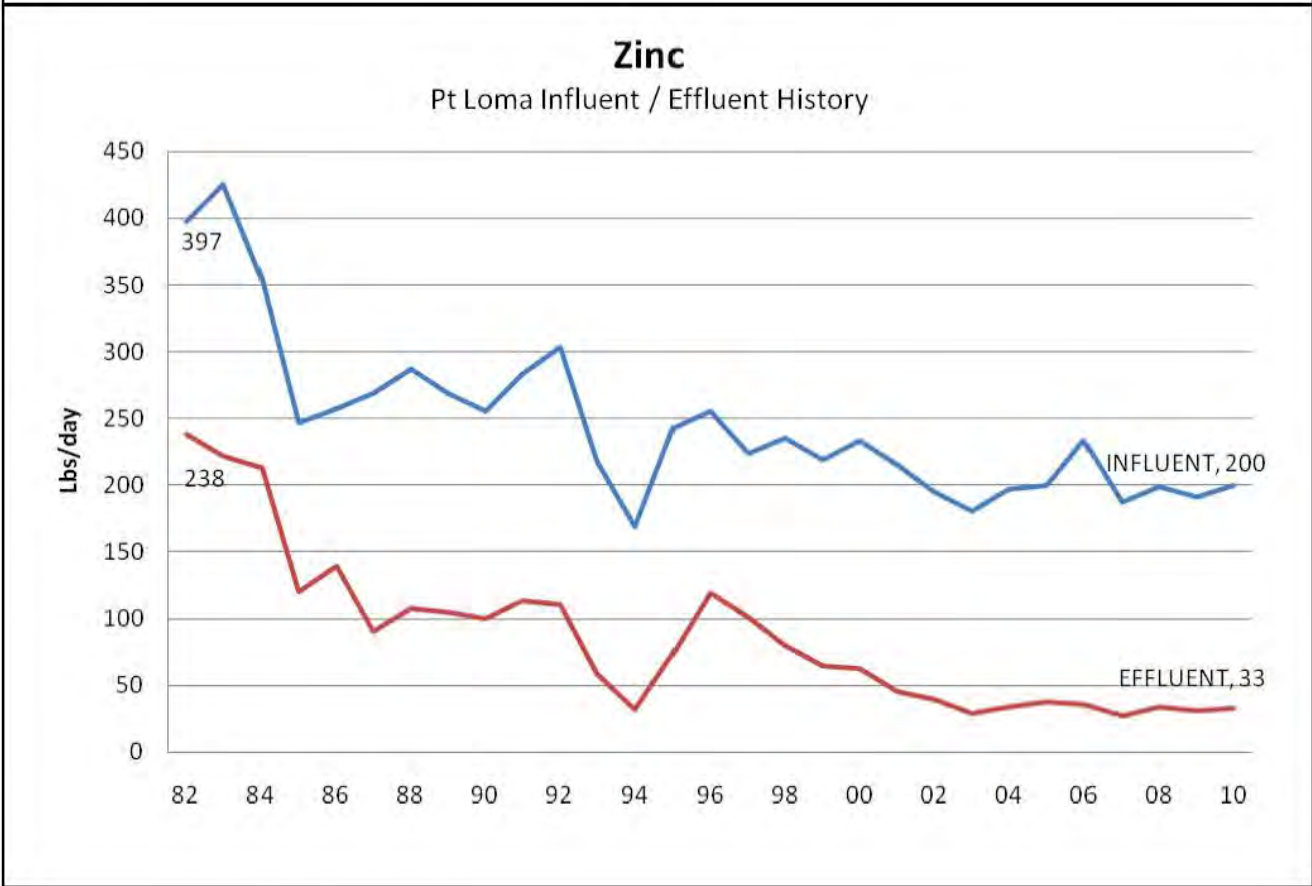
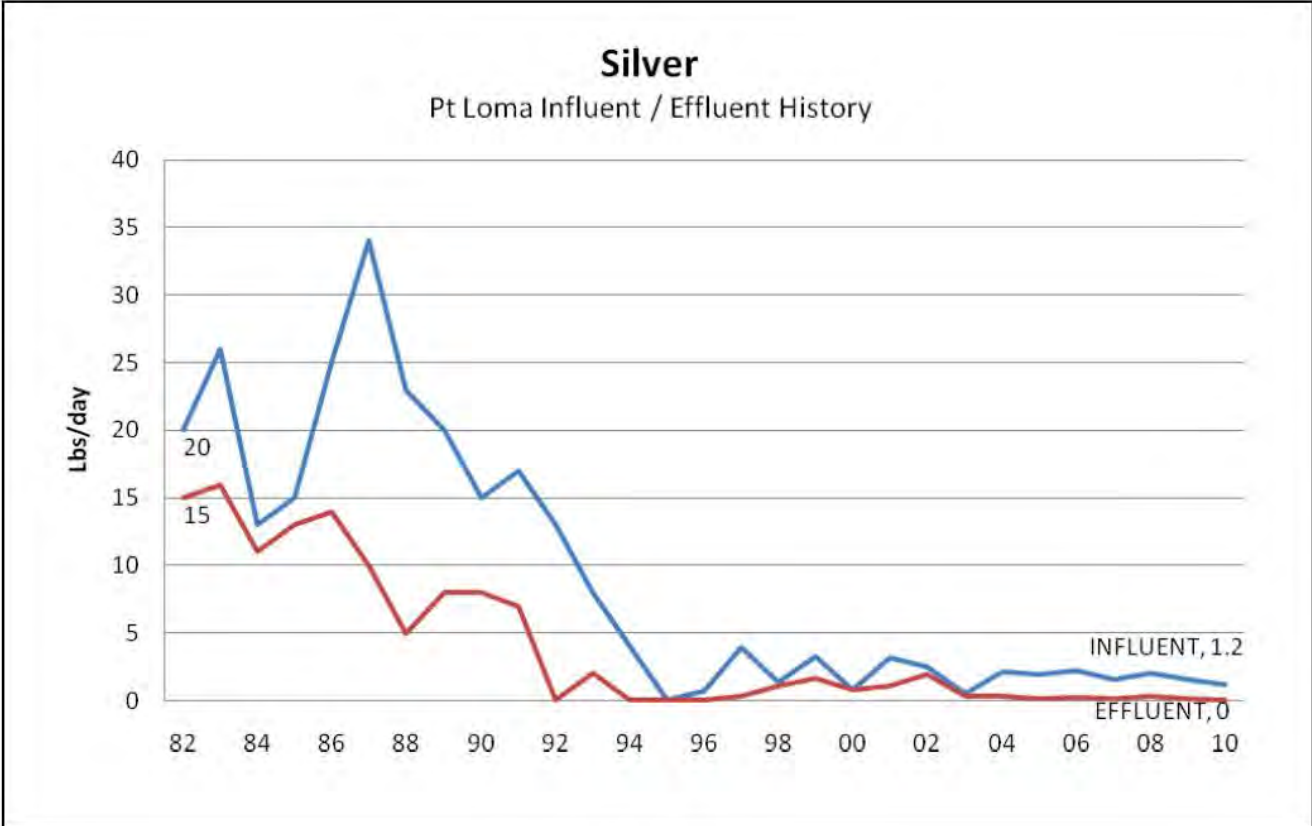
Pt Loma Influent / Effluent History



Nickel

Pt Loma Influent / Effluent History





**TABLE 5.3-1
POINT LOMA WWTP INFLUENT HEAVY METALS
Average Concentration and Loadings for 2010**

Month	Flow MGD	Cd ug/L	Cr ug/L	Cu ug/L	Pb ug/L	Ni ug/L	Ag ug/L	Zn ug/L
MDL(ug/L)		0.53	1.2	0.63	2	0.53	0.40	0.41
Jan	168.2	0	6.6	103.1	3.6	11.7	0.8	145
Feb	169.6	0	8.2	92.1	2.7	16.9	1	138
Mar	163.0	0	6.7	101.3	3.5	11.9	1.3	155
Apr	157.5	0	9.0	111.5	4.3	12.8	0.9	157
May	150.5	0	11.2	110.2	4	19.2	0.65	185
Jun	147.1	0	9.2	122.5	3.7	14.0	1.1	169
Jul	145.9	0	5.3	77.6	2.5	9.9	0.3	113
Aug	145.2	0	9.2	130	4.1	15.3	1.2	162
Sep	144.4	0	6.8	104.8	2.9	14.7	0.43	146
Oct	153.2	0	9.2	115.5	5.9	12.2	1.5	170
Nov	152.8	0	6.3	132.5	2.9	10.8	1.1	162
Dec	181.6	0	7.4	92.7	3.7	10.6	1	134
Avg Flow	156.6							
Avg ug/L		0.0	7.9	108	3.7	13	0.9	153
LBS/day		0.0	10.3	141	4.8	17	1.2	200
Total HM	374							
Total(-)Ag	373							

**TABLE 5.3-2
POINT LOMA WWTP EFFLUENT HEAVY METALS
Average Concentration and Loadings for 2010**

Month	Flow MGD	Cd ug/L	Cr ug/L	Cu ug/L	Pb ug/L	Ni ug/L	Ag ug/L	Zn ug/L
MDL(ug/L)		0.53	1.2	2	2	0.53	0.40	2.50
Jan	168.2	0	1.8	20.1	0	7.4	0	27
Feb	169.6	0	2.4	19.8	0	11.2	0	26
Mar	163	0	1.9	19.4	0	7.4	0.3	25
Apr	157.5	0	2.2	19.9	0	7.1	0	25
May	150.5	0	3.1	23.9	0	10.2	0	27
Jun	147.1	0	1.4	17.1	0	7.6	0	24
Jul	145.9	0	1.8	16.8	0	6.8	0	23
Aug	145.2	0	1.9	19	0	7.6	0	22
Sep	144.4	0	2.2	20	0	8.9	0	25
Oct	153.2	0	1.4	30.2	4.1	8.3	0	26
Nov	152.8	0	1.3	25.6	0	6.7	0	28
Dec	181.6	0	1.5	22.2	0	7.4	0	27
Avg Flow	156.6							
Avg ug/L		0.0	1.9	21	0.3	8.1	0.0	25
LBS/day		0.0	2.5	27.6	0.4	10.5	0.0	33
Total HM	74.3							
Total(-)Ag	74.3							

Table 5.4-1 (Source: Pt Loma and MBC 2010 Annual Biosolids Beneficial Use and Disposal Report)

Table 1B. Annual Biosolids Beneficial Use & Landfill Disposal Summary

2010 Month:	Otay Landfill Biosolids (wet Tons)	Otay Landfill Beneficial Use ¹ (wet Tons)	Otay Landfill Total (wet Tons)	Cullison Farms, Yuma, AZ Beneficial Use ² (wet Tons)	Norris Farm Aztec, Yuma County, AZ Beneficial Use ² (wet Tons)	Desert Ridge Farms Yuma, AZ Beneficial Use ² (wet Tons)	Butler Diamond Farms Yuma, AZ Beneficial Use ² (wet Tons)	Total (wet Tons)	%TS	Total Dry Tons	Total Biosolids (dry metric tons)
January		6,464.84	6,464.84	2,525.06		0.00		8,989.90	28.8	2,589.09	2,348.82
February		6,928.48	6,928.48	1,877.51		0.00		8,805.99	29.0	2,553.74	2,316.75
March		7,974.43	7,974.43	2,112.98		0.00		10,087.41	28.9	2,915.26	2,644.73
April		8,578.33	8,578.33	2,162.32		0.00		10,740.65	28.2	3,028.86	2,747.78
May		9,671.50	9,671.50	1,095.20		848.05		11,614.75	28.0	3,252.13	2,950.33
June	1,375.86	8,985.47	10,361.33	822.66		697.04	531.70	12,412.73	27.9	3,602.11 ³	3,267.84
July	4,160.19	8,618.60	12,778.79		1,443.33		673.99	14,896.11	28.0	4,769.98 ³	4,327.32
August		8,846.02	8,846.02	1,945.58	24.25	99.47		10,915.32	28.3	3,089.04	2,802.37
September		8,261.78	8,261.78	0.00		2,114.67		10,376.45	27.6	2,863.90	2,598.13
October		7,861.80	7,861.80	2,038.75		99.02		9,999.57	27.6	2,759.88	2,503.76
November		7,697.80	7,697.80	1,765.17		0.00		9,462.97	28.5	2,696.95	2,446.67
December		5,925.30	5,925.30	3,485.97		0.00		9,411.27	28.7	2,701.03	2,450.38
Total:	5,536.05	95,814.35	101,350.40	19,831.20	1,467.58	3,858.25	1,205.69	127,713.12		36,821.97	33,404.89
Monthly Average:	2,768.03	7,984.53	8,445.87	1,802.84	733.79	350.75	602.85	10,642.76	28.3	3,068.50	2,783.74

¹ beneficial use as Alternative Daily Cover.

² beneficial use in Land Application.

³ Digester cleaning was performed at PLWWTP in June and July. The digester cleanings dry tons was calculated separately and summarized with the total dry tonnage for June and July.

**POINT LOMA WASTEWATER TREATMENT PLANT
INFLUENT AND EFFLUENT DATA SUMMARY**

The results of all analyses performed on the Pt Loma Wastewater Treatment Plant influent and effluent are summarized in the following pages.

POINT LOMA WASTEWATER TREATMENT PLANT
SEWAGE ANNUAL

From 01-JAN-2010 To 31-DEC-2010

Biochemical Oxygen Demand Concentration

	Flow	Daily Influent Value (mg/L)	Daily Influent Value (lbs/Day)	Daily Effluent Value (mg/L)	Daily Effluent Value (lbs/Day)	Percent Removal BOD (%)
JANUARY -2010	169.1	287	404754	105	148081	63.4
FEBRUARY -2010	169.6	280	396050	106	149933	62.1
MARCH -2010	163.0	301	409185	104	141380	65.4
APRIL -2010	157.5	305	400633	108	141863	64.6
MAY -2010	150.5	312	391613	106	133048	66.0
JUNE -2010	147.1	300	368044	105	128815	65.0
JULY -2010	145.9	290	352874	105	127765	63.8
AUGUST -2010	145.2	294	356025	105	127152	64.3
SEPTEMBER-2010	144.4	283	340816	104	125247	63.3
OCTOBER -2010	153.2	265	338587	100	127769	62.3
NOVEMBER -2010	152.8	273	347898	102	129984	62.6
DECEMBER -2010	181.6	256	387723	95	143882	62.9
Average	156.7	287	374517	104	135410	63.8

Total Suspended Solids Concentration

	Flow MGD	Daily Influent TSS (mg/L)	Daily Influent VSS (mg/L)	Percent VSS of TSS (%)	Daily Influent Value (lbs/Day)	Daily Effluent TSS (mg/L)	Daily Effluent VSS (mg/L)	Percent VSS of TSS (%)	Daily Effluent Value (lbs/Day)
JANUARY -2010	169.1	284	237	1	400523	35	26	1	49360
FEBRUARY -2010	169.6	306	260	1	432826	36	28	1	50921
MARCH -2010	163.0	305	259	1	414623	36	28	1	48939
APRIL -2010	157.5	323	273	1	424277	37	28	1	48601
MAY -2010	150.5	343	289	1	430523	34	26	1	42676
JUNE -2010	147.1	351	293	1	430612	39	30	1	47846
JULY -2010	145.9	344	288	1	418581	36	28	1	43805
AUGUST -2010	145.2	336	286	1	406885	34	27	1	41173
SEPTEMBER-2010	144.4	340	289	1	409461	37	29	1	44559
OCTOBER -2010	153.2	323	272	1	412693	39	30	1	49830
NOVEMBER -2010	152.8	314	266	1	400147	37	28	1	47151
DECEMBER -2010	181.6	305	252	1	461936	45	34	1	68154
Average	156.7	323	272		420257	37	29		48585

	Percent Removal TSS (%)	Percent Removal VSS (%)
JANUARY -2010	87.7	89.0
FEBRUARY -2010	88.2	89.2
MARCH -2010	88.2	89.2
APRIL -2010	88.5	89.7
MAY -2010	90.1	91.0
JUNE -2010	88.9	89.8
JULY -2010	89.5	90.3
AUGUST -2010	89.9	90.6
SEPTEMBER-2010	89.1	90.0
OCTOBER -2010	87.9	89.0
NOVEMBER -2010	88.2	89.5
DECEMBER -2010	85.2	86.5
Average	88.5	89.5

Annual Mass Emissions are calculated from monthly averages of flow and BOD, whereas Monthly Report average mass emissions are calculated from average daily mass emissions.

POINT LOMA WASTEWATER TREATMENT PLANT

Systemwide BOD Removals

Annual 2010

MONTH	Pt. Loma Influent Mass Emissions	NCWRP PS64 Mass Emissions	NCWRP Penasquitos Mass Emissions	MBC Return Mass Emissions	NCWRP Return Mass Emissions	Total Return Mass Emissions	Pt. Loma Effluent Mass Emissions	System wide Adjusted BOD Removals	Pt. Loma Daily BOD Removals	Pt. Loma Daily BOD Eff Conc.
JAN	400,525	28,763	16,431	4,997	23,701	28,698	145,401	64.8	63.2	105
FEB	396,773	26,356	15,118	7,035	14,865	21,900	149,827	63.9	62.1	106
MAR	408,013	28,032	17,253	4,739	16,084	20,823	141,227	67.3	65.3	104
APR	400,579	32,030	18,008	5,327	18,309	23,636	141,736	66.7	64.5	108
MAY	391,900	36,821	13,128	7,061	18,774	25,835	133,083	67.9	66.0	106
JUN	368,200	33,960	17,133	8,196	16,047	24,243	128,312	67.4	65.0	105
JUL	352,552	32,530	15,987	5,797	5,069	10,867	127,578	67.2	63.6	105
AUG	355,428	47,465	1,550	4,118	3,124	7,242	127,092	68.0	64.2	105
SEP	341,081	49,099	520	4,284	3,104	7,389	124,810	67.4	63.3	104
OCT	336,609	30,589	16,227	5,051	5,714	10,765	127,760	65.7	62.0	100
NOV	347,831	29,335	14,757	5,719	989	6,708	130,138	66.2	62.5	102
DEC	367,981	27,853	19,677	5,141	18,132	23,273	142,118	63.3	60.9	96
avg	372,289	33,569	13,816	5,622	11,993	17,615	134,924	66.3	63.6	104

Systemwide TSS Removals

MONTH	Pt. Loma Influent Mass Emissions	NCWRP PS64 Mass Emissions	NCWRP Penasquitos Mass Emissions	MBC Return Mass Emissions	NCWRP Return Mass Emissions	Total Return Mass Emissions	Pt. Loma Effluent Mass Emissions	System wide Adjusted TSS Removals	Pt. Loma Daily TSS Removals	Pt. Loma Daily TSS Eff Conc.
10-01	401,666	26,240	24,261	12,290	47,534	59,824	49,745	83.1	87.4	35
10-02	432,188	28,091	21,124	13,651	30,106	43,757	51,599	87.2	88.0	36
10-03	413,016	26,919	22,785	14,029	20,600	34,630	49,520	88.4	88.0	36
10-04	424,166	28,792	20,680	14,545	22,017	36,561	48,003	89.0	88.6	37
10-05	430,775	30,929	17,885	16,084	22,575	38,659	42,813	90.3	90.0	34
10-06	429,838	30,245	24,077	24,670	16,663	41,333	47,686	89.1	88.8	39
10-07	418,496	29,786	22,092	14,127	6,529	20,656	44,352	90.1	89.4	36
10-08	407,074	46,752	1,699	11,204	3,903	15,107	41,026	90.6	89.9	34
10-09	408,975	45,004	923	10,633	6,069	16,702	44,801	89.7	89.0	37
10-10	411,694	29,480	22,071	14,345	14,106	28,451	49,855	88.5	87.9	39
10-11	399,751	27,166	20,182	12,228	1,879	14,107	47,531	89.0	88.1	37
10-12	448,369	26,472	24,901	12,104	19,466	31,570	75,395	85.1	84.4	45
avg	418,834	31,323	18,557	14,159	17,621	31,780	49,361	88.3	88.3	37.1

Annual mass emissions are calculated from monthly averages of flow and TSS, whereas Monthly Report average mass emissions are calculated from average daily mass emissions.

POINT LOMA WASTEWATER TREATMENT PLANT

From 01-JAN-2010 To 31-DEC-2010

Effluent to Ocean Outfall
(PLE)

	pH	Settleable Solids (ml/L)	Biochemical Oxygen Demand (mg/L)	Hexane Extractable Material (mg/L)	Temperature (C)	Floating Particulates (mg/L)	Turbidity (NTU)
JANUARY -2010	7.23	0.1	105	9.6	22.9	ND	37
FEBRUARY -2010	7.21	0.2	106	11.2	22.4	ND	36
MARCH -2010	7.17	0.2	104	11.3	23.0	ND	34
APRIL -2010	7.19	0.2	108	11.9	23.8	<1.40	36
MAY -2010	7.20	0.2	106	12.9	24.8	ND	37
JUNE -2010	7.16	0.4	105	14.4	26.0	ND	40
JULY -2010	7.21	0.4	105	12.5	27.0	ND	41
AUGUST -2010	7.24	0.6	105	11.6	27.4	ND	41
SEPTEMBER-2010	7.24	0.5	104	13.5	27.6	ND	40
OCTOBER -2010	7.20	0.4	100	12.4	26.7	ND	39
NOVEMBER -2010	7.23	0.4	102	11.6	25.4	ND	38
DECEMBER -2010	7.22	0.4	95	11.3	23.2	ND	37
Average	7.21	0.3	104	12.0	25.0	0.00	38

Influent to Plant
(PLR)

	pH	Settleable Solids (ml/L)	Biochemical Oxygen Demand (mg/L)	Hexane Extractable Material (mg/L)	Temperature (C)	Floating Particulates (mg/L)	Turbidity (NTU)
JANUARY -2010	7.38	15.90	287	43.1	23.0	<1.40	138
FEBRUARY -2010	7.39	14.10	280	39.1	22.4	1.49	140
MARCH -2010	7.36	15.40	301	42.0	23.1	<1.40	136
APRIL -2010	7.35	14.20	305	47.5	23.6	<1.40	136
MAY -2010	7.33	16.00	312	46.1	24.7	<1.40	136
JUNE -2010	7.29	13.90	300	51.1	26.0	<1.40	138
JULY -2010	7.30	14.30	290	46.9	26.9	<1.40	136
AUGUST -2010	7.34	15.80	294	45.8	27.2	<1.40	135
SEPTEMBER-2010	7.34	17.60	283	48.6	27.5	<1.40	134
OCTOBER -2010	7.34	17.40	265	47.0	26.9	<1.40	131
NOVEMBER -2010	7.31	18.20	273	50.3	25.4	ND	134
DECEMBER -2010	7.34	15.10	256	42.7	23.4	<1.40	129
Average	7.34	15.7	287	45.9	25.0	0.1	135

ND=not detected; NS=not sampled; NA=not analyzed.

POINT LOMA WASTEWATER TREATMENT PLANT
ANNUAL SEWAGE
Trace Metals
(Limits shown are the 6-Month Median Maximum)

From: 01-JAN-2010 to: 31-DEC-2010

Analyte:	Antimony	Antimony	Arsenic	Arsenic	Beryllium	Beryllium	Cadmium	Cadmium
MDL	2.9	2.9	.4	.4	.022	.022	.53	.53
Units	UG/L	UG/L	UG/L	UG/L	UG/L	UG/L	UG/L	UG/L
Source:	PLR	PLE	PLR	PLE	PLR	PLE	PLR	PLE
=====								
JANUARY -2010	ND	ND	1.72	0.93	0.069	0.039	ND	ND
FEBRUARY -2010	ND	ND	1.43	0.83	<0.022	ND	ND	ND
MARCH -2010	ND	ND	1.51	0.90	<0.022	<0.022	ND	ND
APRIL -2010	ND	ND	1.38	0.87	0.052	ND	ND	ND
MAY -2010	ND	ND	1.16	0.71	<0.022	ND	ND	ND
JUNE -2010	ND	ND	1.24	0.81	ND	ND	ND	ND
JULY -2010	ND	ND	0.86	0.63	ND	ND	ND	ND
AUGUST -2010	ND	ND	1.37	1.06	<0.022	ND	ND	ND
SEPTEMBER-2010	ND	ND	1.10	0.88	<0.022	ND	ND	ND
OCTOBER -2010	ND	ND	1.15	0.89	ND	ND	ND	ND
NOVEMBER -2010	ND	ND	1.09	0.79	0.028	<0.022	ND	ND
DECEMBER -2010	ND	ND	2.06	1.11	ND	ND	ND	ND
=====								
AVERAGE	ND	ND	1.34	0.87	0.012	0.003	ND	ND

Analyte:	Chromium	Chromium	Copper	Copper	Iron	Iron	Lead	Lead
MDL	1.2	1.2	2	2	37	37	2	2
Units	UG/L	UG/L	UG/L	UG/L	UG/L	UG/L	UG/L	UG/L
Source:	PLR	PLE	PLR	PLE	PLR	PLE	PLR	PLE
=====								
JANUARY -2010	6.6	1.8	103.0	20.1	6200	2140	3.6	ND
FEBRUARY -2010	8.2	2.4	92.1	19.8	6170	2530	2.7	ND
MARCH -2010	6.7	1.9	101.0	19.4	7600	2640	3.5	ND
APRIL -2010	9.0	2.2	112.0	19.8	7670	2850	4.3	ND
MAY -2010	11.2	3.1	110.0	23.9	7680	2470	4.0	<2.0
JUNE -2010	9.2	1.2	123.0	17.1	8280	2680	3.7	ND
JULY -2010	5.3	1.8	77.6	16.8	5640	2470	2.5	ND
AUGUST -2010	9.2	1.9	130.0	19.0	7180	2190	4.1	ND
SEPTEMBER-2010	6.8	2.2	105.0	20.0	6560	2380	2.9	ND
OCTOBER -2010	9.2	1.6	116.0	30.2	7630	2580	5.9	3.6
NOVEMBER -2010	6.3	<1.2	133.0	25.6	6470	2550	2.9	ND
DECEMBER -2010	7.4	1.6	92.7	22.2	6780	2800	3.7	ND
=====								
AVERAGE	7.9	1.8	108.0	21.2	6988	2523	3.7	0.3

ND= not detected
NA= not analyzed
NS= not sampled

POINT LOMA WASTEWATER TREATMENT PLANT
ANNUAL SEWAGE
Trace Metals
(Limits shown are the 6-Month Median Maximum)

From: 01-JAN-2010 to: 31-DEC-2010

Analyte:	Nickel	Nickel	Selenium	Selenium	Silver	Silver	Thallium	Thallium
MDL	.53	.53	.28	.28	.4	.4	3.9	3.9
Units	UG/L	UG/L	UG/L	UG/L	UG/L	UG/L	UG/L	UG/L
Source:	PLR	PLE	PLR	PLE	PLR	PLE	PLR	PLE
=====	=====	=====	=====	=====	=====	=====	=====	=====
JANUARY -2010	11.7	7.4	2.30	1.68	0.8	ND	ND	ND
FEBRUARY -2010	16.9	11.2	2.13	1.56	1.0	ND	ND	ND
MARCH -2010	11.9	7.3	2.03	1.57	1.4	<0.4	ND	ND
APRIL -2010	12.8	7.1	1.75	1.29	0.8	ND	ND	ND
MAY -2010	19.2	10.2	1.74	1.16	0.6	ND	<3.9	ND
JUNE -2010	14.0	7.6	2.09	1.19	1.2	ND	<3.9	ND
JULY -2010	9.9	6.7	1.47	1.03	<0.4	ND	ND	<3.9
AUGUST -2010	15.3	7.6	1.55	0.95	1.1	ND	ND	ND
SEPTEMBER-2010	14.7	8.9	1.52	0.91	<0.4	ND	ND	ND
OCTOBER -2010	12.2	8.3	1.50	0.99	1.5	ND	ND	ND
NOVEMBER -2010	10.8	6.8	1.65	1.02	1.1	ND	ND	ND
DECEMBER -2010	10.6	7.4	2.02	1.39	1.0	ND	ND	ND
=====	=====	=====	=====	=====	=====	=====	=====	=====
AVERAGE	13.3	8.0	1.81	1.23	0.9	0.0	0.0	0.0

Analyte:	Zinc	Zinc
MDL	2.5	2.5
Units	UG/L	UG/L
Source:	PLR	PLE
=====	=====	=====
JANUARY -2010	145	27
FEBRUARY -2010	138	26
MARCH -2010	155	24
APRIL -2010	157	25
MAY -2010	185	27
JUNE -2010	169	24
JULY -2010	113	23
AUGUST -2010	162	22
SEPTEMBER-2010	146	25
OCTOBER -2010	170	26
NOVEMBER -2010	162	28
DECEMBER -2010	134	27
=====	=====	=====
AVERAGE	153	25

ND= not detected
NA= not analyzed
NS= not sampled

POINT LOMA WASTEWATER TREATMENT PLANT
 ANNUAL SEWAGE
 Trace Metals
 (Limits shown are the 6-Month Median Maximum)

From: 01-JAN-2010 to: 31-DEC-2010

Analyzed by method SM 3112

Analyte:	Mercury	Mercury
MDL	.09	.09
Units	UG/L	UG/L
Source:	PLR	PLE
=====	=====	=====
JANUARY -2010	0.35	ND
FEBRUARY -2010	0.21	ND
MARCH -2010	0.10	ND
APRIL -2010	<0.09	ND
MAY -2010	0.21	ND
JUNE -2010	0.22	ND
=====	=====	=====
AVERAGE	0.18	ND

Analyzed by method EPA 1631

Analyte:	Mercury	Mercury
MDL	.5	.5
Units	NG/L	NG/L
Source:	PLR	PLE
=====	=====	=====
JULY -2010	145.0	6.42
AUGUST -2010	138.0	6.61
SEPTEMBER-2010	105.0	4.30
OCTOBER -2010	159.0	6.08
NOVEMBER -2010	146.0	11.5
DECEMBER -2010	53.7	8.23
=====	=====	=====
AVERAGE	124.5	7.19

ND= not detected
 NA= not analyzed
 NS= not sampled

POINT LOMA WASTEWATER TREATMENT PLANT
 ANNUAL SEWAGE
 Ammonia-Nitrogen and Total Cyanides
 (Limits shown are the 6-Month Median Maximum)

From: 01-JAN-2010 to: 31-DEC-2010

	Ammonia-N .3 MG/L PLR	Ammonia-N .3 MG/L PLE	Cyanides, Total .002 MG/L PLR	Cyanides, Total .002 MG/L PLE
Limit:		123		0.200
JANUARY -2010	29.4	29.6	<0.002	0.002
FEBRUARY -2010	30.4	30.5	0.003	0.003
MARCH -2010	31.6	31.7	<0.002	0.002
APRIL -2010	30.9	30.2	<0.002	0.002
MAY -2010	33.2	33.2	0.002	0.002
JUNE -2010	32.8	32.8	0.003	0.002
JULY -2010	33.6	32.7	<0.002	<0.002
AUGUST -2010	31.7	32.0	0.002	0.003
SEPTEMBER-2010	32.9	31.4	<0.002	0.002
OCTOBER -2010	32.3	31.0	0.002	0.002
NOVEMBER -2010	30.5	31.0	ND	<0.002
DECEMBER -2010	30.2	29.1	<0.002	0.002
Average:	31.6	31.3	0.001	0.002

Chlorine Residual, Total
 .03 MG/L
 PLE

Limit:	
JANUARY -2010	0.06
FEBRUARY -2010	0.06
MARCH -2010	<0.03
APRIL -2010	ND
MAY -2010	ND
JUNE -2010	ND
JULY -2010	ND
AUGUST -2010	ND
SEPTEMBER-2010	ND
OCTOBER -2010	<0.03
NOVEMBER -2010	ND
DECEMBER -2010	0.04
Average:	0.01

ND= not detected
 NA= not analyzed
 NS= not sampled

POINT LOMA WASTEWATER TREATMENT PLANT
ANNUAL SEWAGE
Radioactivity

From: 01-JAN-2010 To: 31-DEC-2010

Analyzed by: TestAmerica Laboratories Richland

Source	Month	Gross Alpha Radiation	Gross Beta Radiation
PLE	JANUARY -2010	4.9±3.4	33.8±7.3
PLE	FEBRUARY -2010	9.0±4.9	31.5±7.9
PLE	MARCH -2010	1.9±3.7	32.8±8.0
PLE	APRIL -2010	3.2±2.8	29.8±6.8
PLE	MAY -2010	2.4±3.8	31.8±8.5
PLE	JUNE -2010	3.2±2.7	31.8±6.6
PLE	JULY -2010	3.3±3.8	24.7±5.8
PLE	AUGUST -2010	3.1±2.5	35.6±8.5
PLE	SEPTEMBER-2010	0.9±2.7	32.7±7.5
PLE	OCTOBER -2010	3.2±4.6	46.1±13.0
PLE	NOVEMBER -2010	3.6±3.0	32.7±7.9
PLE	DECEMBER -2010	-1.8±3.0	28.1±7.8
AVERAGE		3.1±3.4	32.6±8.0

Source	Month	Gross Alpha Radiation	Gross Beta Radiation
PLR	JANUARY -2010	3.5±3.0	35.7±7.6
PLR	FEBRUARY -2010	5.2±3.6	38.7±9.6
PLR	MARCH -2010	6.7±4.0	34.8±8.2
PLR	APRIL -2010	3.3±3.6	26.2±7.4
PLR	MAY -2010	0.4±3.6	35.0±9.0
PLR	JUNE -2010	6.7±4.0	32.3±7.6
PLR	JULY -2010	2.3±3.5	30.0±7.0
PLR	AUGUST -2010	-2.1±2.1	31.8±9.4
PLR	SEPTEMBER-2010	2.1±3.0	32.6±8.5
PLR	OCTOBER -2010	3.0±5.9	29.8±12.0
PLR	NOVEMBER -2010	1.8±2.8	25.1±9.4
PLR	DECEMBER -2010	5.6±3.4	29.1±7.6
AVERAGE		3.2±3.5	31.8±8.6

ND= not detected
NA= not analyzed
NS= not sampled

Units in picocuries/liter (pCi/L)

POINT LOMA WASTEWATER TREATMENT PLANT
SEWAGE ANNUAL - Chlorinated Pesticide Analysis

From 01-JAN-2010 To 31-DEC-2010

Analyte	MDL	Units	PLE	PLE	PLE	PLE	PLE	PLE	PLE	PLE	PLE	PLE	PLE	PLE	Average
			JAN	FEB	MAR	APR	MAY	JUN	JUL	AUG	SEP	OCT	NOV	DEC	
			Avg	Avg	Avg	Avg	Avg	Avg	Avg	Avg	Avg	Avg	Avg	Avg	
Aldrin	7	NG/L	ND	ND	ND	ND	ND	ND	ND	ND	ND	ND	ND	ND	ND
Dieldrin	3	NG/L	ND	ND	ND	ND	ND	ND	ND	ND	ND	ND	ND	ND	ND
BHC, Alpha isomer	7	NG/L	ND	ND	ND	ND	ND	ND	ND	ND	ND	ND	ND	ND	ND
BHC, Beta isomer	3	NG/L	ND	ND	ND	ND	ND	ND	ND	ND	ND	ND	ND	ND	ND
BHC, Gamma isomer	5	NG/L	ND	ND	ND	ND	<5	ND	ND	ND	ND	ND	ND	ND	0
BHC, Delta isomer	3	NG/L	ND	ND	ND	ND	ND	ND	ND	ND	ND	ND	21	ND	2
p,p-DDD	3	NG/L	ND	ND	ND	ND	ND	ND	ND	ND	ND	ND	ND	ND	ND
p,p-DDE	4	NG/L	ND	ND	ND	ND	ND	ND	ND	ND	ND	ND	ND	ND	ND
p,p-DDT	8	NG/L	ND	ND	ND	ND	ND	ND	ND	ND	ND	ND	ND	ND	ND
o,p-DDD	4	NG/L	ND	ND	ND	ND	ND	ND	ND	ND	ND	ND	ND	ND	ND
o,p-DDE	5	NG/L	ND	ND	ND	ND	ND	ND	ND	ND	ND	ND	ND	ND	ND
o,p-DDT	3	NG/L	ND	ND	ND	ND	ND	ND	ND	ND	ND	ND	ND	ND	ND
Heptachlor	8	NG/L	ND	ND	ND	ND	ND	ND	ND	ND	ND	ND	ND	ND	ND
Heptachlor epoxide	4	NG/L	ND	ND	ND	ND	ND	ND	ND	ND	ND	ND	ND	ND	ND
Alpha (cis) Chlordane	3	NG/L	ND	ND	ND	ND	ND	ND	ND	ND	ND	ND	ND	ND	ND
Gamma (trans) Chlordane	4	NG/L	ND	ND	ND	ND	ND	ND	ND	ND	ND	ND	ND	ND	ND
Alpha Chlordene		NG/L	NA	NA	NA	NA	NA	NA	NA	NA	NA	NA	NA	NA	NA
Gamma Chlordene		NG/L	NA	NA	NA	NA	NA	NA	NA	NA	NA	NA	NA	NA	NA
Oxychlordane	6	NG/L	ND	ND	ND	ND	ND	ND	ND	ND	ND	ND	ND	ND	ND
Trans Nonachlor	5	NG/L	ND	ND	ND	ND	ND	ND	ND	ND	ND	ND	<5	ND	0
Cis Nonachlor	3	NG/L	ND	ND	ND	ND	ND	ND	ND	ND	ND	ND	ND	ND	ND
Alpha Endosulfan	4	NG/L	ND	ND	ND	ND	4	ND	ND	ND	ND	ND	ND	ND	0
Beta Endosulfan	2	NG/L	ND	ND	ND	ND	ND	ND	ND	ND	ND	ND	ND	ND	ND
Endosulfan Sulfate	6	NG/L	ND	ND	ND	ND	ND	ND	ND	ND	ND	ND	ND	ND	ND
Endrin	2	NG/L	ND	ND	ND	ND	ND	ND	ND	ND	ND	ND	ND	ND	ND
Endrin aldehyde	9	NG/L	ND	ND	ND	ND	ND	ND	ND	ND	ND	ND	ND	ND	ND
Mirex	10	NG/L	ND	ND	ND	ND	ND	ND	ND	ND	ND	ND	ND	ND	ND
Methoxychlor	10	NG/L	ND	ND	ND	ND	ND	ND	ND	ND	ND	ND	ND	ND	ND
Toxaphene	330	NG/L	ND	ND	ND	ND	ND	ND	ND	ND	ND	ND	ND	ND	ND
PCB 1016	4000	NG/L	ND	ND	ND	ND	ND	ND	ND	ND	ND	ND	ND	ND	ND
PCB 1221	4000	NG/L	ND	ND	ND	ND	ND	ND	ND	ND	ND	ND	ND	ND	ND
PCB 1232	360	NG/L	ND	ND	ND	ND	ND	ND	ND	ND	ND	ND	ND	ND	ND
PCB 1242	4000	NG/L	ND	ND	ND	ND	ND	ND	ND	ND	ND	ND	ND	ND	ND
PCB 1248	2000	NG/L	ND	ND	ND	ND	ND	ND	ND	ND	ND	ND	ND	ND	ND
PCB 1254	2000	NG/L	ND	ND	ND	ND	ND	ND	ND	ND	ND	ND	ND	ND	ND
PCB 1260	2000	NG/L	ND	ND	ND	ND	ND	ND	ND	ND	ND	ND	ND	ND	ND
PCB 1262	930	NG/L	ND	ND	ND	ND	ND	ND	ND	ND	ND	ND	ND	ND	ND
Aldrin + Dieldrin	7	NG/L	0	0	0	0	0	0	0	0	0	0	0	0	0
Hexachlorocyclohexanes	7	NG/L	0	0	0	0	0	0	0	0	0	0	21	0	2
DDT and derivatives	8	NG/L	0	0	0	0	0	0	0	0	0	0	0	0	0
Chlordane + related cmpds.	6	NG/L	0	0	0	0	0	0	0	0	0	0	0	0	0
Polychlorinated biphenyls	4000	NG/L	0	0	0	0	0	0	0	0	0	0	0	0	0
Endosulfans	6	NG/L	0	0	0	0	4	0	0	0	0	0	0	0	0
Heptachlors	8	NG/L	0	0	0	0	0	0	0	0	0	0	0	0	0
Chlorinated Hydrocarbons	4000	NG/L	0	0	0	0	4	0	0	0	0	0	21	0	2

nd=not detected; NS=not sampled; NA=not analyzed

POINT LOMA WASTEWATER TREATMENT PLANT
SEWAGE ANNUAL - Chlorinated Pesticide Analysis

From 01-JAN-2010 To 31-DEC-2010

Analyte	MDL	Units	PLR	PLR	PLR	PLR	PLR	PLR	PLR	PLR	PLR	PLR	PLR	PLR	Average
			JAN Avg	FEB Avg	MAR Avg	APR Avg	MAY Avg	JUN Avg	JUL Avg	AUG Avg	SEP Avg	OCT Avg	NOV Avg	DEC Avg	
Aldrin	7	NG/L	ND	ND	ND	ND	ND	ND	ND	ND	ND	ND	ND	ND	ND
Dieldrin	3	NG/L	ND	ND	ND	ND	ND	ND	ND	ND	ND	ND	ND	ND	ND
BHC, Alpha isomer	7	NG/L	ND	ND	ND	ND	7	ND	ND	ND	ND	ND	ND	ND	1
BHC, Beta isomer	3	NG/L	ND	ND	ND	ND	ND	ND	ND	ND	ND	ND	ND	ND	ND
BHC, Gamma isomer	5	NG/L	ND	ND	ND	ND	ND	ND	ND	ND	ND	ND	ND	ND	ND
BHC, Delta isomer	3	NG/L	ND	ND	ND	ND	ND	ND	ND	ND	ND	ND	ND	ND	ND
p,p-DDD	3	NG/L	ND	ND	ND	ND	ND	ND	ND	ND	ND	ND	ND	ND	ND
p,p-DDE	4	NG/L	ND	<4	<4	ND	ND	ND	ND	ND	<4	ND	ND	ND	0
p,p-DDT	8	NG/L	ND	ND	ND	ND	ND	ND	ND	ND	ND	ND	ND	ND	ND
o,p-DDD	4	NG/L	ND	ND	ND	ND	ND	ND	ND	ND	4	ND	ND	ND	0
o,p-DDE	5	NG/L	ND	ND	ND	ND	ND	ND	ND	ND	ND	ND	ND	ND	ND
o,p-DDT	3	NG/L	ND	ND	ND	ND	ND	ND	ND	ND	ND	ND	ND	ND	ND
Heptachlor	8	NG/L	ND	ND	ND	ND	ND	ND	ND	ND	9	ND	ND	ND	1
Heptachlor epoxide	4	NG/L	ND	ND	ND	ND	ND	ND	ND	ND	ND	ND	ND	ND	ND
Alpha (cis) Chlordane	3	NG/L	ND	ND	ND	ND	ND	4	ND	ND	ND	ND	ND	ND	0
Gamma (trans) Chlordane	4	NG/L	ND	ND	ND	ND	ND	<4	ND	ND	ND	ND	ND	ND	0
Alpha Chlordene		NG/L	NA	NA	NA	NA	NA	NA	NA	NA	NA	NA	NA	NA	NA
Gamma Chlordene		NG/L	NA	NA	NA	NA	NA	NA	NA	NA	NA	NA	NA	NA	NA
Oxychlordane	6	NG/L	ND	ND	ND	ND	ND	ND	ND	ND	ND	ND	ND	ND	ND
Trans Nonachlor	5	NG/L	ND	ND	ND	ND	ND	ND	ND	ND	ND	10	<5	ND	1
Cis Nonachlor	3	NG/L	ND	ND	ND	ND	ND	ND	ND	ND	ND	<3	ND	ND	0
Alpha Endosulfan	4	NG/L	ND	ND	ND	ND	9	ND	ND	ND	ND	ND	ND	ND	1
Beta Endosulfan	2	NG/L	ND	ND	ND	ND	ND	ND	ND	ND	ND	ND	ND	ND	ND
Endosulfan Sulfate	6	NG/L	ND	ND	ND	ND	ND	ND	ND	ND	ND	ND	ND	ND	ND
Endrin	2	NG/L	ND	ND	ND	ND	ND	ND	ND	ND	ND	ND	ND	ND	ND
Endrin aldehyde	9	NG/L	ND	ND	ND	ND	ND	ND	ND	ND	ND	ND	ND	ND	ND
Mirex	10	NG/L	ND	ND	ND	ND	ND	ND	ND	ND	ND	ND	ND	ND	ND
Methoxychlor	10	NG/L	ND	ND	ND	ND	ND	ND	ND	ND	ND	ND	ND	ND	ND
Toxaphene	330	NG/L	ND	ND	ND	ND	ND	ND	ND	ND	ND	ND	ND	ND	ND
PCB 1016	4000	NG/L	ND	ND	ND	ND	ND	ND	ND	ND	ND	ND	ND	ND	ND
PCB 1221	4000	NG/L	ND	ND	ND	ND	ND	ND	ND	ND	ND	ND	ND	ND	ND
PCB 1232	360	NG/L	ND	ND	ND	ND	ND	ND	ND	ND	ND	ND	ND	ND	ND
PCB 1242	4000	NG/L	ND	ND	ND	ND	ND	ND	ND	ND	ND	ND	ND	ND	ND
PCB 1248	2000	NG/L	ND	ND	ND	ND	ND	ND	ND	ND	ND	ND	ND	ND	ND
PCB 1254	2000	NG/L	ND	ND	ND	ND	ND	ND	ND	ND	ND	ND	ND	ND	ND
PCB 1260	2000	NG/L	ND	ND	ND	ND	ND	ND	ND	ND	ND	ND	ND	ND	ND
PCB 1262	930	NG/L	ND	ND	ND	ND	ND	ND	ND	ND	ND	ND	ND	ND	ND
=====															
Aldrin + Dieldrin	7	NG/L	0	0	0	0	0	0	0	0	0	0	0	0	0
Hexachlorocyclohexanes	7	NG/L	0	0	0	0	7	0	0	0	0	0	0	0	1
DDT and derivatives	8	NG/L	0	0	0	0	0	0	0	0	4	0	0	0	0
Chlordane + related cmpds.	6	NG/L	0	0	0	0	0	4	0	0	0	0	0	0	0
Polychlorinated biphenyls	4000	NG/L	0	0	0	0	0	0	0	0	0	0	0	0	0
Endosulfans	6	NG/L	0	0	0	0	9	0	0	0	0	0	0	0	1
=====															
Heptachlors	8	NG/L	0	0	0	0	0	0	0	0	0	9	0	0	1
=====															
Chlorinated Hydrocarbons	4000	NG/L	0	0	0	0	16	4	0	0	4	19	0	0	4

nd=not detected; NS=not sampled; NA=not analyzed

POINT LOMA WASTEWATER TREATMENT PLANT / METROBIOSOLIDS CENTER
 SLUDGE PROJECT- ANNUAL SUMMARY
 Organophosphorus Pesticides

From 01-JAN-2010 To 31-DEC-2010

Analyte	MDL Units	PLE	PLE	PLE
		04-MAY-2010 P515390	03-AUG-2010 P524948	05-OCT-2010 P533505
Demeton O	.15 UG/L	ND	ND	ND
Demeton S	.08 UG/L	ND	ND	ND
Diazinon	.03 UG/L	ND	ND	ND
Guthion	.15 UG/L	ND	ND	ND
Malathion	.03 UG/L	0.65	ND	0.11
Parathion	.03 UG/L	ND	ND	ND
Thiophosphorus Pesticides	.15 UG/L	0.65	0.00	0.11
Demeton -O, -S	.15 UG/L	0.00	0.00	0.00
Total Organophosphorus Pesticides	.3 UG/L	0.7	0.0	0.1
Bolstar	.07 UG/L	ND	NR	NR
Chlorpyrifos	.03 UG/L	ND	ND	ND
Coumaphos	.15 UG/L	ND	ND	ND
Dibrom	.2 UG/L	ND	NR	NR
Dichlofenthion	.03 UG/L	ND	NR	NR
Dichlorvos	.05 UG/L	ND	ND	ND
Dimethoate	.04 UG/L	ND	ND	ND
Disulfoton	.02 UG/L	ND	ND	ND
EPN	.09 UG/L	ND	NR	NR
Ethoprop	.04 UG/L	ND	NR	NR
Fensulfothion	.07 UG/L	ND	NR	NR
Merphos	.09 UG/L	ND	NR	NR
Mevinphos, e isomer	.05 UG/L	ND	NR	NR
Mevinphos, z isomer	.3 UG/L	ND	NR	NR
Phorate	.04 UG/L	ND	NR	NR
Ronnel	.03 UG/L	ND	NR	NR
Stirophos	.03 UG/L	ND	ND	ND
Sulfotepp	.04 UG/L	ND	NR	NR
Tokuthion	.06 UG/L	ND	NR	NR
Trichloronate	.04 UG/L	ND	NR	NR
Total Organophosphorus Pesticides	.3 UG/L	0.7	0.0	0.1

ND=not detected
 NR=not required

POINT LOMA WASTEWATER TREATMENT PLANT / METROBIOSOLIDS CENTER
 SLUDGE PROJECT- ANNUAL SUMMARY
 Organophosphorus Pesticides

From 01-JAN-2010 To 31-DEC-2010

Analyte	MDL Units	PLR	PLR	PLR
		04-MAY-2010 P515395	03-AUG-2010 P524953	05-OCT-2010 P533510
Demeton O	.15 UG/L	ND	ND	ND
Demeton S	.08 UG/L	ND	ND	ND
Diazinon	.03 UG/L	ND	ND	ND
Guthion	.15 UG/L	ND	ND	ND
Malathion	.03 UG/L	ND	ND	ND
Parathion	.03 UG/L	ND	ND	ND
Thiophosphorus Pesticides	.15 UG/L	0.00	0.00	0.00
Demeton -O, -S	.15 UG/L	0.00	0.00	0.00
Total Organophosphorus Pesticides	.3 UG/L	0.0	0.0	0.0
Bolstar	.07 UG/L	ND	NR	NR
Chlorpyrifos	.03 UG/L	ND	ND	ND
Coumaphos	.15 UG/L	ND	ND	ND
Dibrom	.2 UG/L	ND	NR	NR
Dichlofenthion	.03 UG/L	ND	NR	NR
Dichlorvos	.05 UG/L	ND	ND	ND
Dimethoate	.04 UG/L	ND	ND	ND
Disulfoton	.02 UG/L	ND	ND	ND
EPN	.09 UG/L	ND	NR	NR
Ethoprop	.04 UG/L	ND	NR	NR
Fensulfothion	.07 UG/L	ND	NR	NR
Merphos	.09 UG/L	ND	NR	NR
Mevinphos, e isomer	.05 UG/L	ND	NR	NR
Mevinphos, z isomer	.3 UG/L	ND	NR	NR
Phorate	.04 UG/L	ND	NR	NR
Ronnel	.03 UG/L	ND	NR	NR
Stirophos	.03 UG/L	ND	ND	ND
Sulfotepp	.04 UG/L	ND	NR	NR
Tokuthion	.06 UG/L	ND	NR	NR
Trichloronate	.04 UG/L	ND	NR	NR

ND=not detected
 NR=not required

POINT LOMA WASTEWATER TREATMENT PLANT
ANNUAL SEWAGE MONTHLY - Tributyl Tin analysis

Annual 2010

Effluent

Analyte	MDL	Units	JAN	FEB	MAR	APR	MAY	JUN	JUL	AUG	SEP	OCT	NOV	DEC	Average
			=====	=====	=====	=====	=====	=====	=====	=====	=====	=====	=====	=====	=====
Dibutyltin	7	UG/L	ND	ND	ND	ND	ND	ND	ND	ND	ND	ND	ND	ND	ND
Monobutyltin	16	UG/L	ND	ND	ND	ND	ND	ND	ND	ND	ND	ND	ND	ND	ND
Tributyltin	2	UG/L	ND	ND	ND	ND	ND	ND	ND	ND	ND	ND	ND	ND	ND

Influent

Analyte	MDL	Units	JAN	FEB	MAR	APR	MAY	JUN	JUL	AUG	SEP	OCT	NOV	DEC	Average
			=====	=====	=====	=====	=====	=====	=====	=====	=====	=====	=====	=====	=====
Dibutyltin	7	UG/L	ND	ND	ND	ND	ND	ND	ND	ND	ND	ND	ND	ND	ND
Monobutyltin	16	UG/L	ND	ND	ND	ND	ND	ND	ND	ND	ND	ND	ND	ND	ND
Tributyltin	2	UG/L	ND	ND	ND	ND	ND	ND	ND	ND	ND	ND	ND	ND	ND

ND=not detected

POINT LOMA WASTEWATER TREATMENT PLANT
SEWAGE ANNUAL - Acid Extractables

From 01-JAN-2010 to 31-DEC-2010

Analyte	MDL	Units	PLE	PLE	PLE	PLE	PLE	PLE	PLE	PLE	PLE	PLE	PLE	PLE	Average
			JAN Avg	FEB Avg	MAR Avg	APR Avg	MAY Avg	JUN Avg	JUL Avg	AUG Avg	SEP Avg	OCT Avg	NOV Avg	DEC Avg	
2-chlorophenol	1.32	UG/L	ND	ND	ND	ND	ND	ND	ND	ND	ND	ND	ND	ND	ND
4-chloro-3-methylphenol	1.67	UG/L	ND	ND	ND	ND	ND	ND	ND	ND	ND	ND	ND	ND	ND
2,4-dichlorophenol	1.01	UG/L	ND	ND	ND	ND	ND	ND	ND	ND	ND	ND	ND	ND	ND
2,4-dimethylphenol	2.01	UG/L	ND	ND	ND	ND	ND	ND	ND	ND	ND	ND	ND	ND	ND
2,4-dinitrophenol	2.16	UG/L	ND	ND	ND	ND	ND	ND	ND	ND	ND	ND	ND	ND	ND
2-methyl-4,6-dinitrophenol	1.52	UG/L	ND	ND	ND	ND	ND	ND	ND	ND	ND	ND	ND	ND	ND
2-nitrophenol	1.55	UG/L	ND	ND	ND	ND	ND	ND	ND	ND	ND	ND	ND	ND	ND
4-nitrophenol	1.14	UG/L	ND	ND	ND	ND	ND	ND	ND	ND	ND	ND	ND	ND	ND
Pentachlorophenol	1.12	UG/L	ND	ND	ND	ND	<1.1	ND	ND	ND	ND	ND	ND	ND	0.0
Phenol	1.76	UG/L	11.7	15.3	13.9	15.4	14.1	16.8	15.1	13.7	17.5	15.9	14.2	14.3	14.8
2,4,6-trichlorophenol	1.65	UG/L	ND	ND	ND	ND	ND	ND	ND	ND	ND	ND	ND	ND	ND
Total Chlorinated Phenols	1.67	UG/L	0.0	0.0	0.0	0.0	0.0	0.0	0.0	0.0	0.0	0.0	0.0	0.0	0.0
Total Non-Chlorinated Phenols	2.16	UG/L	11.7	15.3	13.9	15.4	14.1	16.8	15.1	13.7	17.5	15.9	14.2	14.3	14.8
Phenols	2.16	UG/L	11.7	15.3	13.9	15.4	14.1	16.8	15.1	13.7	17.5	15.9	14.2	14.3	14.8

Additional Analytes Determined;

2-methylphenol	2.15	UG/L	ND	ND	ND	ND	ND	ND	ND	ND	ND	ND	ND	ND	ND
3-methylphenol(4-MP is unresolved)		UG/L	NA	NA	NA	NA	NA	NA	NA	NA	NA	NA	NA	NA	NA
4-methylphenol(3-MP is unresolved)	2.11	UG/L	30.0	46.8	25.7	37.1	31.8	31.6	30.4	28.5	24.8	20.8	19.9	23.6	29.3
2,4,5-trichlorophenol	1.66	UG/L	ND	ND	ND	ND	ND	ND	ND	ND	ND	ND	ND	ND	ND

Analyte	MDL	Units	PLR	PLR	PLR	PLR	PLR	PLR	PLR	PLR	PLR	PLR	PLR	PLR	Average
			JAN Avg	FEB Avg	MAR Avg	APR Avg	MAY Avg	JUN Avg	JUL Avg	AUG Avg	SEP Avg	OCT Avg	NOV Avg	DEC Avg	
2-chlorophenol	1.32	UG/L	ND	ND	ND	ND	ND	ND	ND	ND	ND	ND	ND	ND	ND
4-chloro-3-methylphenol	1.67	UG/L	ND	ND	ND	ND	ND	ND	ND	ND	ND	ND	ND	ND	ND
2,4-dichlorophenol	1.01	UG/L	ND	ND	ND	ND	ND	ND	ND	ND	ND	ND	ND	ND	ND
2,4-dimethylphenol	2.01	UG/L	ND	ND	ND	ND	ND	ND	ND	ND	ND	ND	ND	ND	ND
2,4-dinitrophenol	2.16	UG/L	ND	ND	ND	ND	ND	ND	ND	ND	ND	ND	ND	ND	ND
2-methyl-4,6-dinitrophenol	1.52	UG/L	ND	ND	ND	ND	ND	ND	ND	ND	ND	ND	ND	ND	ND
2-nitrophenol	1.55	UG/L	ND	ND	ND	ND	ND	ND	ND	ND	ND	ND	ND	ND	ND
4-nitrophenol	1.14	UG/L	ND	ND	ND	ND	ND	ND	ND	ND	ND	ND	ND	ND	ND
Pentachlorophenol	1.12	UG/L	ND	ND	ND	ND	ND	ND	ND	ND	ND	ND	ND	ND	ND
Phenol	1.76	UG/L	13.1	17.3	16.3	16.2	18.0	18.5	17.9	18.3	22.1	15.4	21.7	16.1	17.6
2,4,6-trichlorophenol	1.65	UG/L	ND	ND	ND	ND	ND	ND	ND	ND	ND	ND	ND	ND	ND
Total Chlorinated Phenols	1.67	UG/L	0.0	0.0	0.0	0.0	0.0	0.0	0.0	0.0	0.0	0.0	0.0	0.0	0.0
Total Non-Chlorinated Phenols	2.16	UG/L	13.1	17.3	16.3	16.2	18.0	18.5	17.9	18.3	22.1	15.4	21.7	16.1	17.6
Phenols	2.16	UG/L	13.1	17.3	16.3	16.2	18.0	18.5	17.9	18.3	22.1	15.4	21.7	16.1	17.6

Additional Analytes Determined;

2-methylphenol	2.15	UG/L	ND	ND	ND	ND	ND	ND	ND	ND	ND	ND	ND	ND	ND
3-methylphenol(4-MP is unresolved)		UG/L	NA	NA	NA	NA	NA	NA	NA	NA	NA	NA	NA	NA	NA
4-methylphenol(3-MP is unresolved)	2.11	UG/L	32.5	43.0	34.1	39.6	36.7	41.2	40.1	37.5	41.9	31.4	44.2	27.6	37.5
2,4,5-trichlorophenol	1.66	UG/L	ND	ND	ND	ND	ND	ND	ND	ND	ND	ND	ND	ND	ND

nd=not detected; NS=not sampled; NA=not analyzed

POINT LOMA WASTEWATER TREATMENT PLANT
SEWAGE ANNUAL Priority Pollutants Base/Neutrals

From 01-JAN-2010 to 31-DEC-2010

Analyte	MDL	Units	PLE	PLE	PLE	PLE	PLE	PLE	PLE	PLE	PLE	PLE	PLE	PLE	PLE
			JAN	FEB	MAR	APR	MAY	JUN	JUL	AUG	SEP	OCT	NOV	DEC	Average
			Avg	Avg	Avg	Avg	Avg	Avg	Avg	Avg	Avg	Avg	Avg	Avg	Avg
Acenaphthene	1.8	UG/L	ND	ND	ND	ND	ND	ND	ND	ND	ND	ND	ND	ND	ND
Acenaphthylene	1.77	UG/L	ND	ND	ND	ND	ND	ND	ND	ND	ND	ND	ND	ND	ND
Anthracene	1.29	UG/L	ND	ND	ND	ND	ND	ND	ND	ND	ND	ND	ND	ND	ND
Benzidine	1.52	UG/L	ND	ND	ND	ND	ND	ND	ND	ND	ND	ND	ND	ND	ND
Benzo[A]anthracene	1.1	UG/L	ND	ND	ND	ND	ND	ND	ND	ND	ND	ND	ND	ND	ND
3,4-benzo(B)fluoranthene	1.35	UG/L	ND	ND	ND	ND	ND	ND	ND	ND	ND	ND	ND	ND	ND
Benzo[K]fluoranthene	1.49	UG/L	ND	ND	ND	ND	ND	ND	ND	ND	ND	ND	ND	ND	ND
Benzo[A]pyrene	1.25	UG/L	ND	ND	ND	ND	ND	ND	ND	ND	ND	ND	ND	ND	ND
Benzo[G,H,I]perylene	1.09	UG/L	ND	ND	ND	ND	ND	ND	ND	ND	ND	ND	ND	ND	ND
4-bromophenyl phenyl ether	1.4	UG/L	ND	ND	ND	ND	ND	ND	ND	ND	ND	ND	ND	ND	ND
bis(2-chloroethoxy)methane	1.01	UG/L	ND	ND	ND	ND	ND	ND	ND	ND	ND	ND	ND	ND	ND
bis(2-chloroethyl) ether	1.38	UG/L	ND	ND	ND	ND	ND	ND	ND	ND	ND	ND	ND	ND	ND
Bis-(2-chloroisopropyl) ether	1.16	UG/L	ND	ND	ND	ND	ND	ND	ND	ND	ND	ND	ND	ND	ND
4-chlorophenyl phenyl ether	1.57	UG/L	ND	ND	ND	ND	ND	ND	ND	ND	ND	ND	ND	ND	ND
2-chloronaphthalene	1.87	UG/L	ND	ND	ND	ND	ND	ND	ND	ND	ND	ND	ND	ND	ND
Chrysene	1.16	UG/L	ND	ND	ND	ND	ND	ND	ND	ND	ND	ND	ND	ND	ND
Dibenzo(A,H)anthracene	1.01	UG/L	ND	ND	ND	ND	ND	ND	ND	ND	ND	ND	ND	ND	ND
Butyl benzyl phthalate	2.84	UG/L	ND	ND	ND	ND	ND	ND	ND	ND	ND	ND	ND	ND	ND
Di-n-butyl phthalate	3.96	UG/L	ND	ND	ND	ND	ND	ND	ND	ND	ND	ND	ND	ND	ND
Bis-(2-ethylhexyl) phthalate	8.96	UG/L	ND	ND	ND	ND	ND	<9.0	ND	ND	ND	ND	ND	ND	0.0
Diethyl phthalate	3.05	UG/L	6.5	6.8	10.7	9.1	8.8	5.9	7.3	6.1	5.2	6.8	5.1	5.2	7.0
Dimethyl phthalate	1.44	UG/L	ND	ND	ND	ND	ND	ND	ND	ND	ND	ND	ND	ND	ND
Di-n-octyl phthalate	1	UG/L	ND	ND	ND	ND	ND	ND	ND	ND	ND	ND	ND	ND	ND
3,3-dichlorobenzidine	2.44	UG/L	ND	ND	ND	ND	ND	ND	ND	ND	ND	ND	ND	ND	ND
2,4-dinitrotoluene	1.36	UG/L	ND	ND	ND	ND	ND	ND	ND	ND	ND	ND	ND	ND	ND
2,6-dinitrotoluene	1.53	UG/L	ND	ND	ND	ND	ND	ND	ND	ND	ND	ND	ND	ND	ND
1,2-diphenylhydrazine	1.37	UG/L	ND	ND	ND	ND	ND	ND	ND	ND	ND	ND	ND	ND	ND
Fluoranthene	1.33	UG/L	ND	ND	ND	ND	ND	ND	ND	ND	ND	ND	ND	ND	ND
Fluorene	1.61	UG/L	ND	ND	ND	ND	ND	ND	ND	ND	ND	ND	ND	ND	ND
Hexachlorobenzene	1.48	UG/L	ND	ND	ND	ND	ND	ND	ND	ND	ND	ND	ND	ND	ND
Hexachlorobutadiene	1.64	UG/L	ND	ND	ND	ND	ND	ND	ND	ND	ND	ND	ND	ND	ND
Hexachlorocyclopentadiene	1.25	UG/L	ND	ND	ND	ND	ND	ND	ND	ND	ND	ND	ND	ND	ND
Hexachloroethane	1.32	UG/L	ND	ND	ND	ND	ND	ND	ND	ND	ND	ND	ND	ND	ND
Indeno(1,2,3-CD)pyrene	1.14	UG/L	ND	ND	ND	ND	ND	ND	ND	ND	ND	ND	ND	ND	ND
Isophorone	1.53	UG/L	ND	ND	ND	ND	ND	ND	ND	ND	ND	ND	ND	ND	ND
Naphthalene	1.65	UG/L	ND	ND	ND	ND	ND	ND	ND	ND	ND	ND	ND	ND	ND
Nitrobenzene	1.6	UG/L	ND	ND	ND	ND	ND	ND	ND	ND	ND	ND	ND	ND	ND
N-nitrosodimethylamine	1.27	UG/L	ND	ND	ND	ND	ND	ND	ND	ND	ND	ND	ND	ND	ND
N-nitrosodi-n-propylamine	1.16	UG/L	ND	ND	ND	ND	ND	ND	ND	ND	ND	ND	ND	ND	ND
N-nitrosodiphenylamine	3.48	UG/L	ND	ND	ND	ND	ND	ND	ND	ND	ND	ND	ND	ND	ND
Phenanthrene	1.34	UG/L	ND	ND	ND	ND	ND	ND	ND	ND	ND	ND	ND	ND	ND
Pyrene	1.43	UG/L	ND	ND	ND	ND	ND	ND	ND	ND	ND	ND	ND	ND	ND
1,2,4-trichlorobenzene	1.52	UG/L	ND	ND	ND	ND	ND	ND	ND	ND	ND	ND	ND	ND	ND
Polynuc. Aromatic Hydrocarbons	1.77	UG/L	0.0	0.0	0.0	0.0	0.0	0.0	0.0	0.0	0.0	0.0	0.0	0.0	0.0
Base/Neutral Compounds	8.96	UG/L	6.5	6.8	10.7	9.1	8.8	5.9	7.3	6.1	5.2	6.8	5.1	5.2	7.0
Benzo[e]pyrene	1.44	UG/L	ND	ND	ND	ND	ND	ND	ND	ND	ND	ND	ND	ND	ND
Biphenyl	2.29	UG/L	ND	ND	ND	ND	ND	ND	ND	ND	ND	ND	ND	ND	ND
2,6-dimethylnaphthalene	2.16	UG/L	ND	ND	ND	ND	ND	ND	ND	ND	ND	ND	ND	ND	ND
1-methylnaphthalene	2.18	UG/L	ND	ND	ND	ND	ND	ND	ND	ND	ND	ND	ND	ND	ND
1-methylphenanthrene	1.46	UG/L	ND	ND	ND	ND	ND	ND	ND	ND	ND	ND	ND	ND	ND
2-methylnaphthalene	2.14	UG/L	ND	ND	ND	ND	ND	ND	ND	ND	ND	ND	ND	ND	ND
2,3,5-trimethylnaphthalene	2.18	UG/L	ND	ND	ND	ND	ND	ND	ND	ND	ND	ND	ND	ND	ND
Perylene	1.41	UG/L	ND	ND	ND	ND	ND	ND	ND	ND	ND	ND	ND	ND	ND

nd=not detected; NS=not sampled; NA=not analyzed

POINT LOMA WASTEWATER TREATMENT PLANT
SEWAGE ANNUAL Priority Pollutants Base/Neutrals

From 01-JAN-2010 to 31-DEC-2010

Analyte	MDL	Units	PLR	PLR	PLR	PLR	PLR	PLR	PLR	PLR	PLR	PLR	PLR	PLR	Average
			JAN Avg	FEB Avg	MAR Avg	APR Avg	MAY Avg	JUN Avg	JUL Avg	AUG Avg	SEP Avg	OCT Avg	NOV Avg	DEC Avg	
Acenaphthene	1.8	UG/L	ND	ND	ND	ND	ND	ND	ND	ND	ND	ND	ND	ND	ND
Acenaphthylene	1.77	UG/L	ND	ND	ND	ND	ND	ND	ND	ND	ND	ND	ND	ND	ND
Anthracene	1.29	UG/L	ND	ND	ND	ND	ND	ND	ND	ND	ND	ND	ND	ND	ND
Benzidine	1.52	UG/L	ND	ND	ND	ND	ND	ND	ND	ND	ND	ND	ND	ND	ND
Benzo[A]anthracene	1.1	UG/L	ND	ND	ND	ND	ND	ND	ND	ND	ND	ND	ND	ND	ND
3,4-benzo(B)fluoranthene	1.35	UG/L	ND	ND	ND	ND	ND	ND	ND	ND	ND	ND	ND	ND	ND
Benzo[K]fluoranthene	1.49	UG/L	ND	ND	ND	ND	ND	ND	ND	ND	ND	ND	ND	ND	ND
Benzo[A]pyrene	1.25	UG/L	ND	ND	ND	ND	ND	ND	ND	ND	ND	ND	ND	ND	ND
Benzo[G,H,I]perylene	1.09	UG/L	ND	ND	ND	ND	ND	ND	ND	ND	ND	ND	ND	ND	ND
4-bromophenyl phenyl ether	1.4	UG/L	ND	ND	ND	ND	ND	ND	ND	ND	ND	ND	ND	ND	ND
bis(2-chloroethoxy)methane	1.01	UG/L	ND	ND	ND	ND	ND	ND	ND	ND	ND	ND	ND	ND	ND
bis(2-chloroethyl) ether	1.38	UG/L	ND	ND	ND	ND	ND	ND	ND	ND	ND	ND	ND	ND	ND
Bis-(2-chloroisopropyl) ether	1.16	UG/L	ND	ND	ND	ND	ND	ND	ND	ND	ND	ND	ND	ND	ND
4-chlorophenyl phenyl ether	1.57	UG/L	ND	ND	ND	ND	ND	ND	ND	ND	ND	ND	ND	ND	ND
2-chloronaphthalene	1.87	UG/L	ND	ND	ND	ND	ND	ND	ND	ND	ND	ND	ND	ND	ND
Chrysene	1.16	UG/L	ND	ND	ND	ND	ND	ND	ND	ND	ND	ND	ND	ND	ND
Dibenzo(A,H)anthracene	1.01	UG/L	ND	ND	ND	ND	ND	ND	ND	ND	ND	ND	ND	ND	ND
Butyl benzyl phthalate	2.84	UG/L	ND	4.6	ND	ND	3.1	ND	ND	ND	ND	ND	ND	ND	0.6
Di-n-butyl phthalate	3.96	UG/L	ND	ND	ND	ND	ND	ND	ND	ND	ND	ND	ND	ND	ND
Bis-(2-ethylhexyl) phthalate	8.96	UG/L	ND	12.5	11.9	11.6	23.8	11.6	9.4	ND	9.4	18.0	14.5	16.6	11.6
Diethyl phthalate	3.05	UG/L	5.7	6.8	6.8	6.9	10.0	5.2	6.2	6.2	5.8	5.5	6.6	3.7	6.3
Dimethyl phthalate	1.44	UG/L	ND	ND	ND	ND	ND	ND	ND	ND	ND	ND	ND	ND	ND
Di-n-octyl phthalate	1	UG/L	ND	ND	ND	ND	ND	ND	ND	ND	ND	ND	ND	ND	ND
3,3-dichlorobenzidine	2.44	UG/L	ND	ND	ND	ND	ND	ND	ND	ND	ND	ND	ND	ND	ND
2,4-dinitrotoluene	1.36	UG/L	ND	ND	ND	ND	ND	ND	ND	ND	ND	ND	ND	ND	ND
2,6-dinitrotoluene	1.53	UG/L	ND	ND	ND	ND	ND	ND	ND	ND	ND	ND	ND	ND	ND
1,2-diphenylhydrazine	1.37	UG/L	ND	ND	ND	ND	ND	ND	ND	ND	ND	ND	ND	ND	ND
Fluoranthene	1.33	UG/L	ND	ND	ND	ND	ND	ND	ND	ND	ND	ND	ND	ND	ND
Fluorene	1.61	UG/L	ND	ND	ND	ND	ND	ND	ND	ND	ND	ND	ND	ND	ND
Hexachlorobenzene	1.48	UG/L	ND	ND	ND	ND	ND	ND	ND	ND	ND	ND	ND	ND	ND
Hexachlorobutadiene	1.64	UG/L	ND	ND	ND	ND	ND	ND	ND	ND	ND	ND	ND	ND	ND
Hexachlorocyclopentadiene	1.25	UG/L	ND	ND	ND	ND	ND	ND	ND	ND	ND	ND	ND	ND	ND
Hexachloroethane	1.32	UG/L	ND	ND	ND	ND	ND	ND	ND	ND	ND	ND	ND	ND	ND
Indeno(1,2,3-CD)pyrene	1.14	UG/L	ND	ND	ND	ND	ND	ND	ND	ND	ND	ND	ND	ND	ND
Isophorone	1.53	UG/L	ND	ND	ND	ND	ND	ND	ND	ND	ND	ND	ND	ND	ND
Naphthalene	1.65	UG/L	ND	ND	ND	ND	ND	ND	ND	ND	ND	ND	ND	ND	ND
Nitrobenzene	1.6	UG/L	ND	ND	ND	ND	ND	ND	ND	ND	ND	ND	ND	ND	ND
N-nitrosodimethylamine	1.27	UG/L	ND	ND	ND	ND	ND	ND	ND	ND	ND	ND	ND	ND	ND
N-nitrosodi-n-propylamine	1.16	UG/L	ND	ND	ND	ND	ND	ND	ND	ND	ND	ND	ND	ND	ND
N-nitrosodiphenylamine	3.48	UG/L	ND	ND	ND	ND	ND	ND	ND	ND	ND	ND	ND	ND	ND
Phenanthrene	1.34	UG/L	ND	ND	ND	ND	ND	ND	ND	ND	ND	ND	ND	ND	ND
Pyrene	1.43	UG/L	ND	ND	ND	ND	ND	ND	ND	ND	ND	ND	ND	ND	ND
1,2,4-trichlorobenzene	1.52	UG/L	ND	ND	ND	ND	ND	ND	ND	ND	ND	ND	ND	ND	ND
Polynuc. Aromatic Hydrocarbons	1.77	UG/L	0.0	0.0	0.0	0.0	0.0	0.0	0.0	0.0	0.0	0.0	0.0	0.0	0.0
Base/Neutral Compounds	8.96	UG/L	5.7	23.9	18.7	18.5	36.9	16.8	15.6	6.2	15.2	23.5	21.1	20.3	18.5
Benzo[e]pyrene	1.44	UG/L	ND	ND	ND	ND	ND	ND	ND	ND	ND	ND	ND	ND	ND
Biphenyl	2.29	UG/L	ND	ND	ND	ND	ND	ND	ND	ND	ND	ND	ND	ND	ND
2,6-dimethylnaphthalene	2.16	UG/L	ND	ND	ND	ND	ND	ND	ND	ND	ND	ND	ND	ND	ND
1-methylnaphthalene	2.18	UG/L	ND	ND	ND	ND	ND	ND	ND	ND	ND	ND	ND	ND	ND
1-methylphenanthrene	1.46	UG/L	ND	ND	ND	ND	ND	ND	ND	ND	ND	ND	ND	ND	ND
2-methylnaphthalene	2.14	UG/L	ND	ND	ND	ND	ND	ND	ND	ND	ND	ND	ND	ND	ND
2,3,5-trimethylnaphthalene	2.18	UG/L	ND	ND	ND	ND	ND	ND	ND	ND	ND	ND	ND	ND	ND
Perylene	1.41	UG/L	ND	ND	ND	ND	ND	ND	ND	ND	ND	ND	ND	ND	ND

nd=not detected; NS=not sampled; NA=not analyzed

POINT LOMA WASTEWATER TREATMENT PLANT
SEWAGE ANNUAL Priority Pollutants Purgeables

From 01-JAN-2010 to 31-DEC-2010

Analyte	MDL	Units	PLE	PLE	PLE	PLE	PLE	PLE	PLE	PLE	PLE	PLE	PLE	PLE	PLE
			JAN	FEB	MAR	APR	MAY	JUN	JUL	AUG	SEP	OCT	NOV	DEC	Average
			Avg	Avg	Avg	Avg	Avg	Avg	Avg	Avg	Avg	Avg	Avg	Avg	Avg
Acrolein	1.3	UG/L	ND	ND	ND	ND	ND	ND	ND	ND	ND	ND	ND	ND	ND
Acrylonitrile	.7	UG/L	ND	ND	ND	ND	ND	ND	ND	ND	ND	ND	ND	ND	ND
Benzene	.4	UG/L	ND	ND	ND	ND	ND	ND	ND	ND	ND	ND	ND	ND	ND
Bromodichloromethane	.5	UG/L	0.6	0.9	0.9	0.8	ND	ND	ND	ND	ND	<0.5	1.2	0.7	0.4
Bromoform	.5	UG/L	ND	ND	ND	ND	ND	ND	ND	ND	ND	ND	ND	ND	ND
Bromomethane	.7	UG/L	ND	ND	ND	ND	ND	ND	ND	ND	ND	ND	1.8	ND	0.2
Carbon tetrachloride	.4	UG/L	ND	ND	ND	ND	ND	ND	ND	ND	ND	ND	ND	ND	ND
Chlorobenzene	.4	UG/L	ND	ND	ND	ND	ND	ND	ND	ND	ND	ND	<0.4	ND	0.0
Chloroethane	.9	UG/L	ND	ND	ND	ND	ND	ND	ND	ND	ND	ND	2.6	ND	0.2
Chloroform	.2	UG/L	4.9	3.6	5.2	5.3	4.2	4.7	4.0	5.1	5.1	4.9	10.1	3.3	5.0
Chloromethane	.5	UG/L	5.2	3.2	1.6	4.3	2.4	4.6	2.1	4.9	4.2	4.2	23.8	2.3	5.2
Dibromochloromethane	.6	UG/L	ND	0.8	<0.6	<0.6	ND	ND	ND	ND	ND	ND	ND	0.7	0.1
1,2-dichlorobenzene	.4	UG/L	ND	ND	ND	ND	ND	ND	ND	ND	ND	ND	ND	ND	ND
1,3-dichlorobenzene	.5	UG/L	ND	ND	ND	ND	ND	ND	ND	ND	ND	ND	ND	ND	ND
1,4-dichlorobenzene	.4	UG/L	<0.4	ND	0.5	<0.4	0.5	0.6	0.6	0.6	0.6	0.9	0.6	0.6	0.5
Dichlorodifluoromethane	.66	UG/L	ND	ND	ND	ND	ND	ND	ND	ND	ND	ND	ND	ND	ND
1,1-dichloroethane	.4	UG/L	ND	ND	ND	ND	ND	ND	ND	ND	ND	ND	ND	ND	ND
1,2-dichloroethane	.5	UG/L	ND	ND	ND	ND	ND	ND	ND	ND	ND	ND	ND	ND	ND
1,1-dichloroethene	.4	UG/L	ND	ND	ND	ND	ND	ND	ND	ND	ND	ND	ND	ND	ND
trans-1,2-dichloroethene	.6	UG/L	ND	ND	ND	ND	ND	ND	ND	ND	ND	ND	ND	ND	ND
1,2-dichloropropane	.3	UG/L	ND	ND	ND	ND	ND	ND	ND	ND	ND	ND	ND	ND	ND
cis-1,3-dichloropropene	.3	UG/L	ND	ND	ND	ND	ND	ND	ND	ND	ND	ND	ND	ND	ND
trans-1,3-dichloropropene	.5	UG/L	ND	ND	ND	ND	ND	ND	ND	ND	ND	ND	ND	ND	ND
Ethylbenzene	.3	UG/L	ND	0.3	ND	ND	ND	0.5	0.6	0.4	ND	<0.3	0.4	ND	0.2
Methylene chloride	.3	UG/L	1.7	1.3	1.6	2.3	1.2	57.6	46.6	2.1	1.5	2.2	1.6	5.3	10.4
1,1,1,2-tetrachloroethane	.5	UG/L	ND	ND	ND	ND	ND	ND	ND	ND	ND	ND	ND	ND	ND
Tetrachloroethene	1.1	UG/L	ND	ND	ND	ND	ND	ND	ND	ND	ND	ND	ND	ND	ND
Toluene	.4	UG/L	1.0	0.6	0.9	0.7	1.1	2.7	2.4	2.9	1.2	1.1	1.0	0.8	1.4
1,1,1-trichloroethane	.4	UG/L	ND	ND	ND	ND	ND	ND	ND	ND	ND	ND	ND	ND	ND
1,1,2-trichloroethane	.5	UG/L	ND	ND	ND	ND	ND	ND	ND	ND	ND	ND	ND	ND	ND
Trichloroethene	.7	UG/L	ND	ND	ND	ND	ND	ND	ND	ND	ND	ND	ND	ND	ND
Trichlorofluoromethane	.3	UG/L	ND	ND	ND	ND	ND	ND	ND	ND	ND	ND	ND	ND	ND
Vinyl chloride	.4	UG/L	ND	ND	ND	ND	ND	ND	ND	ND	ND	ND	ND	ND	ND
Halomethane Purgeable Cmpnds	.7	UG/L	5.2	3.2	1.6	4.3	2.4	4.6	2.1	4.9	4.2	4.2	25.6	2.3	5.4
Dichlorobenzenes	.5	UG/L	0.0	0.0	0.0	0.0	0.0	0.0	0.0	0.0	0.0	0.0	0.0	0.0	0.0
Total Chloromethanes	.5	UG/L	11.8	8.1	8.4	11.9	7.8	66.9	52.7	12.1	10.8	11.3	35.5	10.9	20.7
Purgeable Compounds	1.3	UG/L	13.4	10.7	10.7	13.4	9.4	70.7	56.3	16.0	12.9	13.0	43.1	13.7	23.6
Acetone	4.5	UG/L	371	741	775	636	1620	696	1560	1090	449	1740	785	763	936
Allyl chloride	.6	UG/L	ND	ND	ND	ND	ND	ND	ND	ND	ND	ND	ND	ND	ND
Benzyl chloride	1.1	UG/L	ND	ND	ND	ND	ND	ND	ND	ND	ND	ND	ND	ND	ND
2-butanone	6.3	UG/L	ND	ND	ND	ND	ND	ND	ND	ND	ND	7.8	ND	7.2	1.3
Carbon disulfide	.6	UG/L	2.0	1.1	1.8	2.5	2.4	3.0	2.5	10.2	4.6	3.3	7.0	2.2	3.6
Chloroprene	.4	UG/L	ND	ND	ND	ND	ND	ND	ND	ND	ND	ND	ND	ND	ND
1,2-dibromoethane	.3	UG/L	ND	ND	ND	ND	ND	ND	ND	ND	ND	ND	ND	ND	ND
Isopropylbenzene	.3	UG/L	ND	ND	ND	ND	ND	ND	ND	ND	ND	ND	ND	ND	ND
Methyl Iodide	.6	UG/L	ND	ND	ND	ND	ND	ND	ND	ND	ND	ND	ND	ND	ND
Methyl methacrylate	.8	UG/L	ND	ND	ND	ND	ND	ND	ND	ND	ND	ND	ND	ND	ND
Methyl tert-butyl ether	.4	UG/L	1.3	3.8	3.2	1.3	2.3	3.0	2.1	2.3	2.0	0.7	1.2	1.5	2.1
2-nitropropane	12	UG/L	ND	ND	ND	ND	ND	ND	ND	ND	ND	ND	ND	ND	ND
ortho-xylene	.4	UG/L	ND	ND	ND	ND	ND	0.6	0.7	0.6	ND	0.5	0.6	ND	0.3
Styrene	.3	UG/L	ND	0.8	1.0	0.5	<0.3	ND	ND	ND	ND	ND	ND	ND	0.2
1,2,4-trichlorobenzene	1.52	UG/L	ND	ND	ND	ND	ND	ND	ND	ND	ND	ND	ND	ND	ND
meta,para xylenes	.6	UG/L	ND	0.7	0.6	ND	ND	1.1	2.1	1.2	ND	1.0	1.2	ND	0.7
2-chloroethylvinyl ether	1.1	UG/L	ND	ND	ND	ND	ND	ND	ND	ND	ND	ND	ND	ND	ND
4-methyl-2-pentanone	1.3	UG/L	ND	ND	ND	<1.3	ND	ND	ND	ND	ND	ND	ND	ND	0.0

nd=not detected; NS=not sampled; NA=not analyzed

POINT LOMA WASTEWATER TREATMENT PLANT
SEWAGE ANNUAL Priority Pollutants Purgeables

From 01-JAN-2010 to 31-DEC-2010

Analyte	MDL	Units	PLR	PLR	PLR	PLR	PLR	PLR	PLR	PLR	PLR	PLR	PLR	PLR	PLR	
			JAN	FEB	MAR	APR	MAY	JUN	JUL	AUG	SEP	OCT	NOV	DEC	Average	
			Avg	Avg	Avg	Avg	Avg	Avg	Avg	Avg	Avg	Avg	Avg	Avg	Avg	Avg
Acrolein	1.3	UG/L	ND	ND	ND	ND	ND	ND	ND	ND	ND	ND	ND	ND	ND	ND
Acrylonitrile	.7	UG/L	ND	ND	ND	ND	ND	ND	ND	ND	ND	ND	ND	ND	ND	ND
Benzene	.4	UG/L	ND	ND	ND	ND	ND	ND	ND	ND	ND	ND	ND	ND	ND	ND
Bromodichloromethane	.5	UG/L	ND	0.6	0.5	0.8	ND	ND	ND	ND	ND	ND	ND	0.6	0.2	
Bromoform	.5	UG/L	ND	ND	ND	ND	ND	ND	ND	ND	ND	ND	ND	ND	ND	ND
Bromomethane	.7	UG/L	ND	ND	ND	ND	ND	ND	ND	ND	ND	ND	ND	ND	ND	ND
Carbon tetrachloride	.4	UG/L	ND	ND	ND	ND	ND	ND	ND	ND	ND	ND	ND	ND	ND	ND
Chlorobenzene	.4	UG/L	ND	ND	ND	ND	ND	ND	ND	ND	ND	ND	ND	ND	ND	ND
Chloroethane	.9	UG/L	ND	ND	ND	ND	ND	ND	ND	ND	ND	ND	ND	ND	ND	ND
Chloroform	.2	UG/L	2.4	3.4	3.0	3.4	2.6	2.8	3.7	3.2	3.4	2.9	3.6	2.1	3.0	
Chloromethane	.5	UG/L	ND	ND	ND	ND	ND	ND	ND	ND	ND	ND	ND	ND	ND	ND
Dibromochloromethane	.6	UG/L	ND	0.7	ND	ND	ND	ND	ND	ND	ND	ND	ND	0.7	0.1	
1,2-dichlorobenzene	.4	UG/L	ND	ND	ND	ND	ND	ND	ND	ND	ND	ND	ND	ND	ND	ND
1,3-dichlorobenzene	.5	UG/L	ND	ND	ND	ND	ND	ND	ND	ND	ND	ND	ND	ND	ND	ND
1,4-dichlorobenzene	.4	UG/L	0.5	0.5	0.4	0.5	0.7	0.7	0.8	0.5	1.3	0.5	1.1	0.7	0.7	
Dichlorodifluoromethane	.66	UG/L	ND	ND	ND	ND	ND	ND	ND	ND	ND	ND	ND	ND	ND	ND
1,1-dichloroethane	.4	UG/L	ND	ND	ND	ND	ND	ND	ND	ND	ND	ND	ND	ND	ND	ND
1,2-dichloroethane	.5	UG/L	ND	ND	ND	ND	ND	ND	ND	ND	ND	ND	ND	ND	ND	ND
1,1-dichloroethene	.4	UG/L	ND	ND	ND	ND	ND	ND	ND	ND	ND	ND	ND	ND	ND	ND
trans-1,2-dichloroethene	.6	UG/L	ND	ND	ND	ND	ND	ND	ND	ND	ND	ND	ND	ND	ND	ND
1,2-dichloropropane	.3	UG/L	ND	ND	ND	ND	ND	ND	ND	ND	ND	ND	ND	ND	ND	ND
cis-1,3-dichloropropene	.3	UG/L	ND	ND	ND	ND	ND	ND	ND	ND	ND	ND	ND	ND	ND	ND
trans-1,3-dichloropropene	.5	UG/L	ND	ND	ND	ND	ND	ND	ND	ND	ND	ND	ND	ND	ND	ND
Ethylbenzene	.3	UG/L	ND	ND	1.8	ND	0.8	1.8	0.7	0.4	0.7	0.9	1.0	0.5	0.7	
Methylene chloride	.3	UG/L	1.2	1.2	1.3	2.0	1.3	748.0	114.0	1.5	2.9	1.7	1.6	19.4	74.7	
1,1,2,2-tetrachloroethane	.5	UG/L	ND	ND	ND	ND	ND	ND	ND	ND	ND	ND	ND	ND	ND	ND
Tetrachloroethene	1.1	UG/L	ND	ND	ND	ND	ND	ND	ND	ND	ND	ND	ND	ND	ND	ND
Toluene	.4	UG/L	0.8	0.7	0.5	0.6	0.8	1.6	1.8	3.0	0.8	0.7	0.6	0.6	1.0	
1,1,1-trichloroethane	.4	UG/L	ND	ND	ND	ND	ND	ND	ND	ND	ND	ND	ND	ND	ND	ND
1,1,2-trichloroethane	.5	UG/L	ND	ND	ND	ND	ND	ND	ND	ND	ND	ND	ND	ND	ND	ND
Trichloroethene	.7	UG/L	ND	ND	ND	ND	ND	ND	ND	ND	ND	ND	ND	ND	ND	ND
Trichlorofluoromethane	.3	UG/L	ND	ND	ND	ND	ND	ND	ND	ND	ND	ND	ND	ND	ND	ND
Vinyl chloride	.4	UG/L	ND	ND	ND	ND	ND	ND	ND	ND	ND	ND	ND	ND	ND	ND
Halomethane Purgeable Cmpnds	.7	UG/L	0.0	0.0	0.0	0.0	0.0	0.0	0.0	0.0	0.0	0.0	0.0	0.0	0.0	0.0
Dichlorobenzenes	.5	UG/L	0.0	0.0	0.0	0.0	0.0	0.0	0.0	0.0	0.0	0.0	0.0	0.0	0.0	0.0
Total Chloromethanes	.5	UG/L	3.6	4.6	4.3	5.4	3.9	750.8	117.7	4.7	6.3	4.6	5.2	21.5	77.7	
Purgeable Compounds	1.3	UG/L	4.9	7.1	7.5	7.3	6.2	754.9	121.0	8.6	9.1	6.7	7.9	24.6	80.5	
Acetone	4.5	UG/L	361	459	982	707	502	1130	1420	1160	703	1030	2890	1010	1030	
Allyl chloride	.6	UG/L	ND	ND	ND	ND	ND	ND	ND	ND	ND	ND	ND	ND	ND	ND
Benzyl chloride	1.1	UG/L	ND	ND	ND	ND	ND	ND	ND	ND	ND	ND	ND	ND	ND	ND
2-butanone	6.3	UG/L	ND	ND	ND	ND	6.9	ND	7.5	ND	7.3	ND	ND	6.9	2.4	
Carbon disulfide	.6	UG/L	1.9	0.9	0.8	1.6	1.8	2.1	2.4	4.1	2.6	2.2	3.1	1.6	2.1	
Chloroprene	.4	UG/L	ND	ND	ND	ND	ND	ND	ND	ND	ND	ND	ND	ND	ND	ND
1,2-dibromoethane	.3	UG/L	ND	ND	ND	ND	ND	ND	ND	ND	ND	ND	ND	ND	ND	ND
Isopropylbenzene	.3	UG/L	ND	ND	ND	ND	ND	ND	ND	ND	ND	ND	ND	ND	ND	ND
Methyl Iodide	.6	UG/L	ND	ND	ND	ND	ND	ND	ND	ND	ND	ND	ND	ND	ND	ND
Methyl methacrylate	.8	UG/L	ND	ND	ND	ND	ND	ND	ND	ND	ND	ND	ND	ND	ND	ND
Methyl tert-butyl ether	.4	UG/L	1.2	4.4	2.0	1.1	0.9	2.5	1.4	1.9	0.9	0.5	0.6	0.9	1.5	
2-nitropropane	12	UG/L	ND	ND	ND	ND	ND	ND	ND	ND	ND	ND	ND	ND	ND	ND
ortho-xylene	.4	UG/L	ND	ND	1.8	ND	0.9	0.9	1.1	0.5	0.5	5.4	0.5	0.9	1.0	
Styrene	.3	UG/L	0.5	1.1	4.0	0.5	0.7	0.9	0.6	0.3	ND	ND	0.9	0.5	0.8	
1,2,4-trichlorobenzene	1.52	UG/L	ND	ND	ND	ND	ND	ND	ND	ND	ND	ND	ND	ND	ND	ND
meta,para xylenes	.6	UG/L	ND	ND	4.5	ND	1.9	1.6	2.5	1.0	1.0	3.0	1.1	1.8	1.5	
2-chloroethylvinyl ether	1.1	UG/L	ND	ND	ND	ND	ND	ND	ND	ND	ND	ND	ND	ND	ND	ND
4-methyl-2-pentanone	1.3	UG/L	ND	ND	ND	ND	ND	ND	ND	ND	ND	ND	ND	ND	ND	ND

nd=not detected; NS=not sampled; NA=not analyzed

POINT LOMA WASTEWATER TREATMENT PLANT
Dioxin and Furan Analysis
ANALYZED BY: Frontier Analytical Laboratories
From 01-JAN-2010 to 31-DEC-2010

Method: SW8280A				EFFLUENT	EFFLUENT	EFFLUENT	EFFLUENT	EFFLUENT	EFFLUENT
				TCDD		TCDD		TCDD	
Analytes	MDL	Units	Equiv.	JAN-2010	JAN-2010	FEB-2010	FEB-2010	MAR-2010	MAR-2010
				P504896	P504896	P504388	P504388	P511471	P511471
2,3,7,8-tetra CDD	125	PG/L	1.000	ND	ND	ND	ND	ND	ND
1,2,3,7,8-penta CDD	123	PG/L	0.500	ND	ND	ND	ND	ND	ND
1,2,3,4,7,8_hexa_CDD	113	PG/L	0.100	ND	ND	ND	ND	ND	ND
1,2,3,6,7,8-hexa CDD	98	PG/L	0.100	ND	ND	ND	ND	ND	ND
1,2,3,7,8,9-hexa CDD	111	PG/L	0.100	ND	ND	ND	ND	ND	ND
1,2,3,4,6,7,8-hepta CDD	137	PG/L	0.010	ND	ND	ND	ND	ND	ND
octa CDD	247	PG/L	0.001	ND	ND	ND	ND	ND	ND
2,3,7,8-tetra CDF	115	PG/L	0.100	ND	ND	ND	ND	ND	ND
1,2,3,7,8-penta CDF	140	PG/L	0.050	ND	ND	ND	ND	ND	ND
2,3,4,7,8-penta CDF	118	PG/L	0.500	ND	ND	ND	ND	ND	ND
1,2,3,4,7,8-hexa CDF	147	PG/L	0.100	ND	ND	ND	ND	ND	ND
1,2,3,6,7,8-hexa CDF	107	PG/L	0.100	ND	ND	ND	ND	ND	ND
1,2,3,7,8,9-hexa CDF	152	PG/L	0.100	ND	ND	ND	ND	ND	ND
2,3,4,6,7,8-hexa CDF	148	PG/L	0.100	ND	ND	ND	ND	ND	ND
1,2,3,4,6,7,8-hepta CDF	90	PG/L	0.010	ND	ND	ND	ND	ND	ND
1,2,3,4,7,8,9-hepta CDF	166	PG/L	0.010	ND	ND	ND	ND	ND	ND
octa CDF	222	PG/L	0.001	ND	ND	ND	ND	ND	ND

Method: SW8280A				EFFLUENT	EFFLUENT	EFFLUENT	EFFLUENT	EFFLUENT	EFFLUENT
				TCDD		TCDD		TCDD	
Analytes	MDL	Units	Equiv.	APR-2010	APR-2010	MAY-2010	MAY-2010	JUN-2010	JUN-2010
				P513468	P513468	P515390	P515390	P522778	P522778
2,3,7,8-tetra CDD	125	PG/L	1.000	ND	ND	ND	ND	ND	ND
1,2,3,7,8-penta CDD	123	PG/L	0.500	ND	ND	ND	ND	ND	ND
1,2,3,4,7,8_hexa_CDD	113	PG/L	0.100	ND	ND	ND	ND	ND	ND
1,2,3,6,7,8-hexa CDD	98	PG/L	0.100	ND	ND	ND	ND	ND	ND
1,2,3,7,8,9-hexa CDD	111	PG/L	0.100	ND	ND	ND	ND	ND	ND
1,2,3,4,6,7,8-hepta CDD	137	PG/L	0.010	ND	ND	ND	ND	ND	ND
octa CDD	247	PG/L	0.001	ND	ND	ND	ND	ND	ND
2,3,7,8-tetra CDF	115	PG/L	0.100	ND	ND	ND	ND	ND	ND
1,2,3,7,8-penta CDF	140	PG/L	0.050	ND	ND	ND	ND	ND	ND
2,3,4,7,8-penta CDF	118	PG/L	0.500	ND	ND	ND	ND	ND	ND
1,2,3,4,7,8-hexa CDF	147	PG/L	0.100	ND	ND	ND	ND	ND	ND
1,2,3,6,7,8-hexa CDF	107	PG/L	0.100	ND	ND	ND	ND	ND	ND
1,2,3,7,8,9-hexa CDF	152	PG/L	0.100	ND	ND	ND	ND	ND	ND
2,3,4,6,7,8-hexa CDF	148	PG/L	0.100	ND	ND	ND	ND	ND	ND
1,2,3,4,6,7,8-hepta CDF	90	PG/L	0.010	ND	ND	ND	ND	ND	ND
1,2,3,4,7,8,9-hepta CDF	166	PG/L	0.010	ND	ND	ND	ND	ND	ND
octa CDF	222	PG/L	0.001	ND	ND	ND	ND	ND	ND

Above are permit required CDD/CDF isomers.
nd= not detected
NA= not analyzed NS= not sampled
NS= not sampled

POINT LOMA WASTEWATER TREATMENT PLANT
Dioxin and Furan Analysis
ANALYZED BY: Frontier Analytical Laboratories
From 01-JAN-2010 to 31-DEC-2010

Analytes	MDL	Units	Equiv.	EFFLUENT	
				TCDD	
				JUL-2010 P525975	JUL-2010 P525975
2,3,7,8-tetra CDD	125	PG/L	1.000	ND	ND
1,2,3,7,8-penta CDD	123	PG/L	0.500	ND	ND
1,2,3,4,7,8-hexa_CDD	113	PG/L	0.100	ND	ND
1,2,3,6,7,8-hexa CDD	98	PG/L	0.100	ND	ND
1,2,3,7,8,9-hexa CDD	111	PG/L	0.100	ND	ND
1,2,3,4,6,7,8-hepta CDD	137	PG/L	0.010	ND	ND
octa CDD	247	PG/L	0.001	ND	ND
2,3,7,8-tetra CDF	115	PG/L	0.100	ND	ND
1,2,3,7,8-penta CDF	140	PG/L	0.050	ND	ND
2,3,4,7,8-penta CDF	118	PG/L	0.500	ND	ND
1,2,3,4,7,8-hexa CDF	147	PG/L	0.100	ND	ND
1,2,3,6,7,8-hexa CDF	107	PG/L	0.100	ND	ND
1,2,3,7,8,9-hexa CDF	152	PG/L	0.100	ND	ND
2,3,4,6,7,8-hexa CDF	148	PG/L	0.100	ND	ND
1,2,3,4,6,7,8-hepta CDF	90	PG/L	0.010	ND	ND
1,2,3,4,7,8,9-hepta CDF	166	PG/L	0.010	ND	ND
octa CDF	222	PG/L	0.001	ND	ND

Analytes	MDL	Units	Equiv.	EFFLUENT		EFFLUENT		EFFLUENT		EFFLUENT	
				TCDD		TCDD		TCDD		TCDD	
				AUG-2010 P524948	AUG-2010 P524948	SEP-2010 P530839	SEP-2010 P530839	OCT-2010 P533505	OCT-2010 P533505		
2,3,7,8-tetra CDD	.212	PG/L	1.000	ND	ND	ND	ND	ND	ND	ND	ND
1,2,3,7,8-penta CDD	.302	PG/L	0.500	ND	ND	ND	ND	ND	ND	ND	ND
1,2,3,4,7,8-hexa_CDD	.328	PG/L	0.100	ND	ND	ND	ND	ND	ND	ND	ND
1,2,3,6,7,8-hexa CDD	.381	PG/L	0.100	ND	ND	ND	ND	ND	ND	ND	ND
1,2,3,7,8,9-hexa CDD	.351	PG/L	0.100	ND	ND	ND	ND	ND	ND	ND	ND
1,2,3,4,6,7,8-hepta CDD	.495	PG/L	0.010	4.80	0.048	3.0	0.030	ND	ND	ND	ND
octa CDD	1.02	PG/L	0.001	30.0	0.03	24.0	0.024	27.0	0.027	ND	0.027
2,3,7,8-tetra CDF	.112	PG/L	0.100	ND	ND	ND	ND	ND	ND	ND	ND
1,2,3,7,8-penta CDF	.219	PG/L	0.050	ND	ND	ND	ND	ND	ND	ND	ND
2,3,4,7,8-penta CDF	.232	PG/L	0.500	ND	ND	ND	ND	ND	ND	ND	ND
1,2,3,4,7,8-hexa CDF	.162	PG/L	0.100	ND	ND	ND	ND	ND	ND	ND	ND
1,2,3,6,7,8-hexa CDF	.167	PG/L	0.100	ND	ND	ND	ND	ND	ND	ND	ND
1,2,3,7,8,9-hexa CDF	.185	PG/L	0.100	ND	ND	ND	ND	ND	ND	ND	ND
2,3,4,6,7,8-hexa CDF	.185	PG/L	0.100	ND	ND	ND	ND	ND	ND	ND	ND
1,2,3,4,6,7,8-hepta CDF	.251	PG/L	0.010	ND	ND	ND	ND	ND	ND	ND	ND
1,2,3,4,7,8,9-hepta CDF	.28	PG/L	0.010	ND	ND	ND	ND	ND	ND	ND	ND
octa CDF	.451	PG/L	0.001	ND	ND	ND	ND	ND	ND	ND	ND

Above are permit required CDD/CDF isomers.
nd= not detected
NA= not analyzed NS= not sampled
NS= not sampled

POINT LOMA WASTEWATER TREATMENT PLANT
Dioxin and Furan Analysis
ANALYZED BY: Frontier Analytical Laboratories
From 01-JAN-2010 to 31-DEC-2010

Method: EPA1613

Analytes	MDL	Units	Equiv.	EFFLUENT	EFFLUENT	EFFLUENT	EFFLUENT
				NOV-2010 P539664	NOV-2010 P539664	DEC-2010 P544952	DEC-2010 P544952
2,3,7,8-tetra CDD	.212	PG/L	1.000	ND	ND	ND	ND
1,2,3,7,8-penta CDD	.302	PG/L	0.500	ND	ND	ND	ND
1,2,3,4,7,8-hexa_CDD	.328	PG/L	0.100	ND	ND	ND	ND
1,2,3,6,7,8-hexa CDD	.381	PG/L	0.100	ND	ND	ND	ND
1,2,3,7,8,9-hexa CDD	.351	PG/L	0.100	ND	ND	ND	ND
1,2,3,4,6,7,8-hepta CDD	.495	PG/L	0.010	3.60	0.036	3.0	0.030
octa CDD	1.02	PG/L	0.001	30.0	0.03	29.0	0.029
2,3,7,8-tetra CDF	.112	PG/L	0.100	ND	ND	ND	ND
1,2,3,7,8-penta CDF	.219	PG/L	0.050	ND	ND	ND	ND
2,3,4,7,8-penta CDF	.232	PG/L	0.500	ND	ND	ND	ND
1,2,3,4,7,8-hexa CDF	.162	PG/L	0.100	ND	ND	ND	ND
1,2,3,6,7,8-hexa CDF	.167	PG/L	0.100	ND	ND	ND	ND
1,2,3,7,8,9-hexa CDF	.185	PG/L	0.100	ND	ND	ND	ND
2,3,4,6,7,8-hexa CDF	.185	PG/L	0.100	ND	ND	ND	ND
1,2,3,4,6,7,8-hepta CDF	.251	PG/L	0.010	ND	ND	ND	ND
1,2,3,4,7,8,9-hepta CDF	.28	PG/L	0.010	ND	ND	ND	ND
octa CDF	.451	PG/L	0.001	ND	ND	ND	ND

Above are permit required CDD/CDF isomers.

nd= not detected

NA= not analyzed NS= not sampled

NS= not sampled

POINT LOMA WASTEWATER TREATMENT PLANT
Dioxin and Furan Analysis
ANALYZED BY: Frontier Analytical Laboratories
From 01-JAN-2010 to 31-DEC-2010

Method: SW8280A				INFLUENT	INFLUENT	INFLUENT	INFLUENT	INFLUENT	INFLUENT
				TCDD		TCDD		TCDD	
Analytes	MDL	Units	Equiv.	FEB-2010	FEB-2010	JAN-2010	JAN-2010	MAR-2010	MAR-2010
=====				P504393	P504393	P504899	P504899	P511474	P511474
2,3,7,8-tetra CDD	125	PG/L	1.000	ND	ND	ND	ND	ND	ND
1,2,3,7,8-penta CDD	123	PG/L	0.500	ND	ND	ND	ND	ND	ND
1,2,3,4,7,8-hexa_CDD	113	PG/L	0.100	ND	ND	ND	ND	ND	ND
1,2,3,6,7,8-hexa CDD	98	PG/L	0.100	ND	ND	ND	ND	ND	ND
1,2,3,7,8,9-hexa CDD	111	PG/L	0.100	ND	ND	ND	ND	ND	ND
1,2,3,4,6,7,8-hepta CDD	137	PG/L	0.010	ND	ND	ND	ND	ND	ND
octa CDD	247	PG/L	0.001	ND	ND	ND	ND	ND	ND
2,3,7,8-tetra CDF	115	PG/L	0.100	ND	ND	ND	ND	ND	ND
1,2,3,7,8-penta CDF	140	PG/L	0.050	ND	ND	ND	ND	ND	ND
2,3,4,7,8-penta CDF	118	PG/L	0.500	ND	ND	ND	ND	ND	ND
1,2,3,4,7,8-hexa CDF	147	PG/L	0.100	ND	ND	ND	ND	ND	ND
1,2,3,6,7,8-hexa CDF	107	PG/L	0.100	ND	ND	ND	ND	ND	ND
1,2,3,7,8,9-hexa CDF	152	PG/L	0.100	ND	ND	ND	ND	ND	ND
2,3,4,6,7,8-hexa CDF	148	PG/L	0.100	ND	ND	ND	ND	ND	ND
1,2,3,4,6,7,8-hepta CDF	90	PG/L	0.010	ND	ND	ND	ND	ND	ND
1,2,3,4,7,8,9-hepta CDF	166	PG/L	0.010	ND	ND	ND	ND	ND	ND
octa CDF	222	PG/L	0.001	ND	ND	ND	ND	ND	ND

Method: SW8280A				INFLUENT	INFLUENT	INFLUENT	INFLUENT	INFLUENT	INFLUENT
				TCDD		TCDD		TCDD	
Analytes	MDL	Units	Equiv.	APR-2010	APR-2010	MAY-2010	MAY-2010	JUN-2010	JUN-2010
=====				P513471	P513471	P515395	P515395	P522781	P522781
2,3,7,8-tetra CDD	125	PG/L	1.000	ND	ND	ND	ND	ND	ND
1,2,3,7,8-penta CDD	123	PG/L	0.500	ND	ND	ND	ND	ND	ND
1,2,3,4,7,8-hexa_CDD	113	PG/L	0.100	ND	ND	ND	ND	ND	ND
1,2,3,6,7,8-hexa CDD	98	PG/L	0.100	ND	ND	ND	ND	ND	ND
1,2,3,7,8,9-hexa CDD	111	PG/L	0.100	ND	ND	ND	ND	ND	ND
1,2,3,4,6,7,8-hepta CDD	137	PG/L	0.010	ND	ND	ND	ND	ND	ND
octa CDD	247	PG/L	0.001	ND	ND	ND	ND	ND	ND
2,3,7,8-tetra CDF	115	PG/L	0.100	ND	ND	ND	ND	ND	ND
1,2,3,7,8-penta CDF	140	PG/L	0.050	ND	ND	ND	ND	ND	ND
2,3,4,7,8-penta CDF	118	PG/L	0.500	ND	ND	ND	ND	ND	ND
1,2,3,4,7,8-hexa CDF	147	PG/L	0.100	ND	ND	ND	ND	ND	ND
1,2,3,6,7,8-hexa CDF	107	PG/L	0.100	ND	ND	ND	ND	ND	ND
1,2,3,7,8,9-hexa CDF	152	PG/L	0.100	ND	ND	ND	ND	ND	ND
2,3,4,6,7,8-hexa CDF	148	PG/L	0.100	ND	ND	ND	ND	ND	ND
1,2,3,4,6,7,8-hepta CDF	90	PG/L	0.010	ND	ND	ND	ND	ND	ND
1,2,3,4,7,8,9-hepta CDF	166	PG/L	0.010	ND	ND	ND	ND	ND	ND
octa CDF	222	PG/L	0.001	ND	ND	ND	ND	ND	ND

Above are permit required CDD/CDF isomers.
nd= not detected
NA= not analyzed NS= not sampled
NS= not sampled

POINT LOMA WASTEWATER TREATMENT PLANT
Dioxin and Furan Analysis
ANALYZED BY: Frontier Analytical Laboratories
From 01-JAN-2010 to 31-DEC-2010

Method: SW8280A			INFLUENT	INFLUENT
			JUL-2010	JUL-2010
Analytes	MDL	Units	P525978	P525978
		Equiv.		
2,3,7,8-tetra CDD	125	PG/L	1.000	ND
1,2,3,7,8-penta CDD	123	PG/L	0.500	ND
1,2,3,4,7,8-hexa_CDD	113	PG/L	0.100	ND
1,2,3,6,7,8-hexa CDD	98	PG/L	0.100	ND
1,2,3,7,8,9-hexa CDD	111	PG/L	0.100	ND
1,2,3,4,6,7,8-hepta CDD	137	PG/L	0.010	ND
octa CDD	247	PG/L	0.001	ND
2,3,7,8-tetra CDF	115	PG/L	0.100	ND
1,2,3,7,8-penta CDF	140	PG/L	0.050	ND
2,3,4,7,8-penta CDF	118	PG/L	0.500	ND
1,2,3,4,7,8-hexa CDF	147	PG/L	0.100	ND
1,2,3,6,7,8-hexa CDF	107	PG/L	0.100	ND
1,2,3,7,8,9-hexa CDF	152	PG/L	0.100	ND
2,3,4,6,7,8-hexa CDF	148	PG/L	0.100	ND
1,2,3,4,6,7,8-hepta CDF	90	PG/L	0.010	ND
1,2,3,4,7,8,9-hepta CDF	166	PG/L	0.010	ND
octa CDF	222	PG/L	0.001	ND

Method: EPA1613				INFLUENT	INFLUENT	INFLUENT	INFLUENT	INFLUENT	INFLUENT
				TCDD	TCDD	TCDD	TCDD	TCDD	TCDD
Analytes	MDL	Units	Equiv.	03-AUG-2010	03-AUG-2010	03-SEP-2010	03-SEP-2010	05-OCT-2010	05-OCT-2010
				P524953	P524953	P530842	P530842	P533510	P533510
2,3,7,8-tetra CDD	.212	PG/L	1.000	ND	ND	ND	ND	ND	ND
1,2,3,7,8-penta CDD	.302	PG/L	0.500	ND	ND	ND	ND	ND	ND
1,2,3,4,7,8-hexa_CDD	.328	PG/L	0.100	ND	ND	ND	ND	ND	ND
1,2,3,6,7,8-hexa CDD	.381	PG/L	0.100	ND	ND	ND	ND	ND	ND
1,2,3,7,8,9-hexa CDD	.351	PG/L	0.100	ND	ND	ND	ND	ND	ND
1,2,3,4,6,7,8-hepta CDD	.495	PG/L	0.010	20.0	0.200	17.0	0.170	15.0	0.150
octa CDD	1.02	PG/L	0.001	130.0	0.130	190.0	0.190	130.0	0.130
2,3,7,8-tetra CDF	.112	PG/L	0.100	ND	ND	1.10	0.110	ND	ND
1,2,3,7,8-penta CDF	.219	PG/L	0.050	ND	ND	ND	ND	ND	ND
2,3,4,7,8-penta CDF	.232	PG/L	0.500	ND	ND	ND	ND	ND	ND
1,2,3,4,7,8-hexa CDF	.162	PG/L	0.100	ND	ND	ND	ND	ND	ND
1,2,3,6,7,8-hexa CDF	.167	PG/L	0.100	ND	ND	3.40	0.340	4.50	0.450
1,2,3,7,8,9-hexa CDF	.185	PG/L	0.100	ND	ND	ND	ND	ND	ND
2,3,4,6,7,8-hexa CDF	.185	PG/L	0.100	ND	ND	ND	ND	ND	ND
1,2,3,4,6,7,8-hepta CDF	.251	PG/L	0.010	4.20	0.042	6.50	0.065	ND	ND
1,2,3,4,7,8,9-hepta CDF	.28	PG/L	0.010	ND	ND	ND	ND	ND	ND
octa CDF	.451	PG/L	0.001	8.70	0.009	17.0	0.017	ND	ND

Above are permit required CDD/CDF isomers.
nd= not detected
NA= not analyzed NS= not sampled
NS= not sampled

POINT LOMA WASTEWATER TREATMENT PLANT
Dioxin and Furan Analysis
ANALYZED BY: Frontier Analytical Laboratories
From 01-JAN-2010 to 31-DEC-2010

Method: EPA1613

Analytes	MDL	Units	Equiv.	INFLUENT	INFLUENT	INFLUENT	INFLUENT
				06-NOV-2010	06-NOV-2010	16-DEC-2010	16-DEC-2010
				P539667	P539667	P544955	P544955
2,3,7,8-tetra CDD	.212	PG/L	1.000	ND	ND	ND	ND
1,2,3,7,8-penta CDD	.302	PG/L	0.500	ND	ND	ND	ND
1,2,3,4,7,8_hexa_CDD	.328	PG/L	0.100	ND	ND	ND	ND
1,2,3,6,7,8-hexa CDD	.381	PG/L	0.100	ND	ND	ND	ND
1,2,3,7,8,9-hexa CDD	.351	PG/L	0.100	ND	ND	ND	ND
1,2,3,4,6,7,8-hepta CDD	.495	PG/L	0.010	18.0	0.180	23.0	0.230
octa CDD	1.02	PG/L	0.001	200.0	0.200	290.0	0.290
2,3,7,8-tetra CDF	.112	PG/L	0.100	ND	ND	ND	ND
1,2,3,7,8-penta CDF	.219	PG/L	0.050	ND	ND	ND	ND
2,3,4,7,8-penta CDF	.232	PG/L	0.500	ND	ND	ND	ND
1,2,3,4,7,8-hexa CDF	.162	PG/L	0.100	ND	ND	ND	ND
1,2,3,6,7,8-hexa CDF	.167	PG/L	0.100	2.60	0.260	3.10	0.310
1,2,3,7,8,9-hexa CDF	.185	PG/L	0.100	ND	ND	ND	ND
2,3,4,6,7,8-hexa CDF	.185	PG/L	0.100	ND	ND	ND	ND
1,2,3,4,6,7,8-hepta CDF	.251	PG/L	0.010	7.0	0.070	6.70	0.067
1,2,3,4,7,8,9-hepta CDF	.28	PG/L	0.010	ND	ND	ND	ND
octa CDF	.451	PG/L	0.001	19.0	0.019	18.0	0.018

Above are permit required CDD/CDF isomers.
nd= not detected
NA= not analyzed NS= not sampled
NS= not sampled

POINT LOMA WASTEWATER TREATMENT PLANT
From 01-JAN-2010 To 31-DEC-2010

MDL:	Total Hardness		Calcium Hardness		Magnesium Hardness		Calcium		Magnesium	
	.4 mg/L Inf.	mg/L Eff.	.1 mg/L Inf.	mg/L Eff.	.4 mg/L Inf.	mg/L Eff.	.04 mg/L Inf.	mg/L Eff.	.1 mg/L Inf.	mg/L Eff.
=====	=====	=====	=====	=====	=====	=====	=====	=====	=====	=====
JANUARY -2010	446	438	218	217	228	221	87	87	55	54
FEBRUARY -2010	445	452	219	222	226	230	88	89	55	56
MARCH -2010	457	445	221	217	236	228	89	87	57	55
APRIL -2010	478	477	238	238	241	240	95	95	58	58
MAY -2010	449	453	214	215	235	238	86	86	57	58
JUNE -2010	420	429	203	207	217	222	81	83	53	54
JULY -2010	449	449	209	209	240	240	84	84	58	58
AUGUST -2010	458	471	223	229	235	243	89	92	57	59
SEPTEMBER-2010	447	444	221	219	226	226	89	88	55	55
OCTOBER -2010	436	440	207	209	229	231	83	84	56	56
NOVEMBER -2010	470	463	231	228	239	234	93	91	58	57
DECEMBER -2010	496	493	244	243	252	250	98	97	61	61
=====	=====	=====	=====	=====	=====	=====	=====	=====	=====	=====
Average:	454	455	221	221	234	234	89	89	57	57

MDL:	Alkalinity		Total Solids		Total Vol. Solids		Conductivity		Fluoride	
	20 mg/L Inf.	mg/L Eff.	10 mg/L Inf.	mg/L Eff.	100 mg/L Inf.	mg/L Eff.	10umhos/cm Inf.	mg/L Eff.	.05 mg/L Inf.	mg/L Eff.
=====	=====	=====	=====	=====	=====	=====	=====	=====	=====	=====
JANUARY -2010	302	285	2060	1770	530	275	2960	2990	0.87	0.99
FEBRUARY -2010	293	279	1940	1700	525	300	2860	2880	0.80	0.68
MARCH -2010	342	261	2060	1700	522	312	2910	2850	0.82	0.84
APRIL -2010	309	295	2060	1810	522	293	3010	3030	0.91	0.93
MAY -2010	288	283	2110	1790	562	279	3010	3070	0.89	0.91
JUNE -2010	275	268	1890	1660	482	278	2830	2860	0.56	0.71
JULY -2010	293	282	2100	1820	567	314	3040	3060	0.53	0.63
AUGUST -2010	305	301	2020	1720	512	280	3000	3020	0.90	0.93
SEPTEMBER-2010	298	287	2080	1850	500	297	3110	3120	0.72	0.83
OCTOBER -2010	284	272	2000	1750	529	295	2930	2980	0.88	0.85
NOVEMBER -2010	302	288	2050	1760	528	285	2980	2990	0.64	0.72
DECEMBER -2010	309	295	2120	1830	520	279	3050	3060	0.92	0.88
=====	=====	=====	=====	=====	=====	=====	=====	=====	=====	=====
Average:	300	283	2041	1763	525	291	2974	2993	0.79	0.83

MDL:	Chloride		Bromide		Sulfate		Nitrate		Ortho Phosphate	
	7 mg/L Inf.	mg/L Eff.	.1 mg/L Inf.	mg/L Eff.	9 mg/L Inf.	mg/L Eff.	.04 mg/L Inf.	mg/L Eff.	.2 mg/L Inf.	mg/L Eff.
=====	=====	=====	=====	=====	=====	=====	=====	=====	=====	=====
JANUARY -2010	587	582	1.53	1.46	272	264	0.15	0.24	4.42	3.09
FEBRUARY -2010	563	587	1.25	1.29	244	239	0.20	0.19	6.70	5.02
MARCH -2010	592	594	1.45	1.36	259	249	0.11	0.25	4.97	4.27
APRIL -2010	600	618	1.57	1.57	305	298	0.17	0.35	3.99	3.09
MAY -2010	629	648	1.57	1.55	249	241	0.15	0.08	7.12	5.83
JUNE -2010	534	587	1.24	1.40	227	225	0.11	0.51	4.88	3.28
JULY -2010	638	663	1.58	1.53	235	229	0.09	0.32	6.35	5.53
AUGUST -2010	599	638	1.44	1.63	261	256	0.17	0.36	4.50	3.35
SEPTEMBER-2010	608	623	1.41	1.56	300	296	0.18	0.65	4.91	4.35
OCTOBER -2010	600	625	1.65	1.72	240	231	0.09	0.57	5.49	4.79
NOVEMBER -2010	586	604	1.35	1.40	257	252	0.07	0.05	6.02	4.61
DECEMBER -2010	606	622	1.68	1.58	306	299	0.21	0.29	4.17	3.01
=====	=====	=====	=====	=====	=====	=====	=====	=====	=====	=====
Average:	595	616	1.48	1.50	263	257	0.14	0.32	5.29	4.19

ND=not detected; NS=not sampled; NA=not analyzed

POINT LOMA WASTEWATER TREATMENT PLANT
From 01-JAN-2010 To 31-DEC-2010

MDL:	Lithium		Sodium		Potassium		Chemical Oxygen Demand		Soluble BOD	
	.002 Inf.	mg/L Eff.	1 Inf.	mg/L Eff.	.3 Inf.	mg/L Eff.	18 Inf.	mg/L Eff.	2 Inf.	mg/L Eff.
=====	=====	=====	=====	=====	=====	=====	=====	=====	=====	=====
JANUARY -2010	0.046	0.047	366	360	24.6	24.2	549	206	69	64
FEBRUARY -2010	0.043	0.045	369	385	27.7	27.7	591	225	79	74
MARCH -2010	0.039	0.039	369	370	24.6	24.6	577	222	65	64
APRIL -2010	0.049	0.050	380	388	25.1	25.0	589	212	70	68
MAY -2010	0.046	0.048	395	409	28.8	29.0	537	162	77	74
JUNE -2010	0.039	0.041	349	368	25.3	25.8	601	240	73	70
JULY -2010	0.042	0.042	403	415	29.5	29.5	600	205	77	70
AUGUST -2010	0.045	0.046	392	411	28.3	28.5	602	249	77	76
SEPTEMBER-2010	0.051	0.048	358	366	24.0	23.8	525	213	65	70
OCTOBER -2010	0.041	0.042	380	391	27.4	27.4	503	186	70	67
NOVEMBER -2010	0.048	0.049	395	399	28.3	28.4	627	231	75	70
DECEMBER -2010	0.047	0.048	391	400	25.7	25.8	562	215	65	68
=====	=====	=====	=====	=====	=====	=====	=====	=====	=====	=====
Average:	0.04	0.05	379	389	26.6	26.6	572	214	72	70

MDL:	Total Disolved Solids		Floatables		Turbidity		Aluminum		Barium	
	28 Inf.	mg/L Eff.	1.4 Inf.	mg/L Eff.	.13 Inf.	NTU Eff.	47 Inf.	ug/L Eff.	.039 Inf.	ug/L Eff.
=====	=====	=====	=====	=====	=====	=====	=====	=====	=====	=====
JANUARY -2010	1720	1730	<1.4	<1.4	136	36	1040	189	109	47
FEBRUARY -2010	1640	1650	<1.4	ND	136	41	635	143	78	41
MARCH -2010	1560	1550	<1.4	ND	129	37	1040	198	93	42
APRIL -2010	1720	1730	1.4	ND	136	34	1090	218	116	48
MAY -2010	1710	1710	<1.4	ND	135	41	964	144	96	40
JUNE -2010	1600	1610	ND	ND	134	38	1050	196	95	40
JULY -2010	1730	1740	<1.4	ND	134	40	918	190	88	41
AUGUST -2010	1690	1700	<1.4	ND	136	37	1030	168	106	40
SEPTEMBER-2010	1770	1780	<1.4	ND	138	37	1020	179	105	45
OCTOBER -2010	1640	1650	<1.4	ND	131	39	1070	173	95	39
NOVEMBER -2010	1680	1680	<1.4	ND	138	40	1160	145	107	44
DECEMBER -2010	1670	1680	1.5	ND	140	36	959	187	99	46
=====	=====	=====	=====	=====	=====	=====	=====	=====	=====	=====
Average:	1678	1684	0.2	0.0	135	38	998	178	99	43

MDL:	Boron		Cobalt		Molybdenum		Manganese		Vanadium	
	7 Inf.	ug/L Eff.	.85 Inf.	ug/L Eff.	.89 Inf.	ug/L Eff.	.24 Inf.	ug/L Eff.	.64 Inf.	ug/L Eff.
=====	=====	=====	=====	=====	=====	=====	=====	=====	=====	=====
JANUARY -2010	384	412	1.03	<0.85	11	8	123	106	4.66	1.64
FEBRUARY -2010	417	393	<0.85	ND	9	7	106	105	2.32	ND
MARCH -2010	376	390	1.24	<0.85	11	8	130	115	6.44	2.36
APRIL -2010	412	379	1.43	<0.85	11	9	123	108	4.51	0.90
MAY -2010	435	397	1.17	<0.85	12	9	120	112	3.85	1.15
JUNE -2010	426	422	1.09	<0.85	9	7	109	107	4.00	1.42
JULY -2010	445	452	<0.85	<0.85	11	8	105	100	2.71	<0.64
AUGUST -2010	433	452	<0.85	ND	10	9	131	123	4.35	1.05
SEPTEMBER-2010	387	393	1.46	0.89	10	9	119	106	4.22	1.15
OCTOBER -2010	414	428	<0.85	ND	13	11	128	113	4.57	1.01
NOVEMBER -2010	390	406	1.35	<0.85	11	8	116	105	4.70	0.77
DECEMBER -2010	424	434	0.91	<0.85	10	8	117	107	3.88	1.13
=====	=====	=====	=====	=====	=====	=====	=====	=====	=====	=====
Average:	412	413	0.81	0.07	11	8	119	109	4.18	1.05

ND=not detected; NS=not sampled; NA=not analyzed