



## THE CITY OF SAN DIEGO

March 1, 2013

Mr. David W. Gibson, Executive Officer  
California Regional Water Quality Control Board  
9174 Sky Park Court, Suite 100  
San Diego, CA 92123

Attention: Pretreatment Coordinator

Dear Mr. Gibson:

Subject: Board Order No. R9-2009-0001, NPDES Permit No. CA0107409  
CY2012 Pretreatment Annual Report for the Pt Loma POTW

The San Diego Metropolitan Wastewater Pretreatment Program Annual Report for calendar year 2012, due March 1, 2013, is hereby submitted in accordance with the requirements of NPDES Permit No. CA0107409, adopted by the Regional Water Quality Control Board on June 10, 2009 and issued by the U.S. Environmental Protection Agency on June 16, 2010. Because flows from industries tributary to the South Bay Water Reclamation Plant can be diverted to the Pt Loma POTW, this Report also includes data for industries tributary to the South Bay Water Reclamation Plant and Ocean Outfall. The City is committed to protecting public health and the environment through a program of environmental management, which includes source control, wastewater treatment, an improved ocean outfall, and extensive monitoring. One key element of the program is an aggressive pretreatment and pollution prevention program to minimize toxic discharges to the sewerage system. This report includes a summary of Pretreatment Program activities and accomplishments throughout jurisdictions tributary to the Metropolitan Sewerage

Page 2

Mr. David W. Gibson, Executive Officer

March 1, 2013

System, which includes the Point Loma Wastewater Treatment Plant and the North City and South Bay Water Reclamation Plants.

Should you have any questions concerning the information provided herein, or wish to meet with City staff to discuss the report in detail, please contact me at (619) 758-2300.

Sincerely,



Steve Meyer

Deputy Public Utilities Director

BLS:

Enclosure: CD containing PDF file of Report

cc: Amelia Whitson, Pretreatment Coordinator, EPA Region IX  
Regulatory Unit, Water Quality Div., State Water Resources Control Board  
Roger Bailey, Director of Public Utilities, City of San Diego (w/o enclosures)  
Ann Sasaki, Asst. Director of Public Utilities, City of San Diego (w/o enclosures)  
Barbara Sharatz, Pretreatment Program Manager, City of San Diego  
File

**POTW PRETREATMENT ANNUAL REPORT**

**COVER SHEET**

NPDES Permit Holder or Sewer Authority Name: City of San Diego  
Report Date: March 1, 2013  
Period Covered by This Report: January 1, 2012 to December 31, 2012  
Period Covered by Previous Report: January 1, 2011 to December 31, 2011

**Name of Wastewater Treatment Plant(s)**

**NPDES Permit Number**

Point Loma Wastewater Treatment Plant

CA 0107409

Person to contact concerning information contained in this report:

**Name:** Barbara Sharatz  
**Title:** Industrial Wastewater Control Program Manager  
**Mailing Address:** 9192 Topaz Way, MS 901D  
San Diego, CA 92123-1119  
**Telephone No.:** (858) 654-4106

I have personally examined and am familiar with the information submitted in this document and attachments. Based upon my inquiry of those individuals immediately responsible for obtaining the information reported herein, I believe that the submitted information is true, accurate, and complete. I am aware that there are significant penalties for submitting false information, including the possibility of fine and imprisonment.

3/1/13  
Date

  
Steve Meyer

Deputy Public Utilities Director  
Title

**PRETREATMENT ANNUAL REPORT**

**PCS Data Entry Form**

**PPS1**

**POTW NAME:** City of San Diego EW Blom Point Loma Metropolitan Wastewater Treatment Plant  
Includes Industrial Users tributary to the City of San Diego South Bay Water Reclamation Plant and Ocean Outfall

**NPDES Permit #:** CA0107409 and CA0109045

**Period Covered By This Report:** 01/01/12 (PSSD) 12/31/12(PSED)  
Start Date End Date

---

Number of Significant Industrial Users in SNC With Pretreatment Compliance Schedule: 0 (SSNC)

Number of Notices of Violation and Administrative Orders Issued Against Significant Industrial Users: 159 (FENF)

Number of Civil & Criminal Judicial Actions Against Significant Industrial Users: 0 (JUDI)

Number of Significant Industrial Users With Significant Violations Published: 3 (SVPU)

Number of Industrial Users From Which Penalties Have Been Collected: 0 (IUPN)



THE CITY OF SAN DIEGO

**E.W. BLOM POINT LOMA  
METROPOLITAN WASTEWATER TREATMENT PLANT  
ANNUAL PRETREATMENT REPORT**

NPDES PERMIT No. CA 0107409  
SDRWQCB ORDER No. R9-2009-0001

**JANUARY 1 – DECEMBER 31, 2012**



Environmental Monitoring and Technical Services  
Public Utilities Department  
2392 Kincaid Road • Mail Station 45A • San Diego, CA 92101  
Tel (619) 758-2310 • Fax (619) 758-2309



# TABLE OF CONTENTS

	<b>Page</b>
Chapter 1: Executive Summary	
Summary .....	1-1
1.1 Introduction .....	1-2
1.2 Program Effectiveness .....	1-3
1.3 Program Summary .....	1-3
Chapter 2: Program Structure	
2.1 Program Jurisdiction .....	2-1
2.2 Program Organization .....	2-1
Area Map .....	2-2
2.3 Personnel and Budget .....	2-5
2.4 Changes and Developments .....	2-5
2.5 Household Hazardous Waste Program .....	2-6
2.6 Storm Water Pollution Prevention Program .....	2-7
2.7 Storm Water Diversion Systems .....	2-7
2.8 Pretreatment Program History .....	2-8
Chapter 3: Discharge Permits	
3.1 Introduction .....	3-1
3.2 Permit Authority .....	3-1
3.3 Permit Classification .....	3-1
3.4 Significant Industrial Users .....	3-3
3.5 Identification of Industrial Users .....	3-3
3.6 SIU Permit Requirements .....	3-4
3.7 Program Active Permits .....	3-4
3.8 Program SIU Permits .....	3-5
3.9 Changes in Point Loma SIU Inventory .....	3-6
3.10 Baseline Monitoring Reports (BMRs) .....	3-7
3.11 Distribution of Permits and Industrial Flows .....	3-8
3.12 Program Inspection and Monitoring Requirements .....	3-9

## TABLE OF CONTENTS (Continued)

	<b>Page</b>
3.13 Industrial Waste Laboratory (IWL) .....	3-10
3.14 Summary of Routine Sampling and Inspection Statistics .....	3-10
3.15 Trucked Waste Permits .....	3-11
 Chapter 4: Enforcement	
4.1 Introduction .....	4-1
4.2 Annual SIU Compliance Statistics .....	4-1
4.3 Annual SIU Compliance Status Report Summary .....	4-2
4.4 Publication of Industries in SNC .....	4-3
4.5 Non-Compliance Fees/Penalties .....	4-4
4.6 Enforcement Actions by Type .....	4-4
4.7 Enforcement Summaries .....	4-5
4.8 Pollution Prevention Plans .....	4-8
 Chapter 5 Industrial Pollutant Discharges	
5.1 Introduction .....	5-1
5.2 Point Loma Influent/Effluent Metals Trends .....	5-1
5.3 Point Loma Treatment Plant Monitoring .....	5-1
5.4 Point Loma Influent and Effluent Analytical Results .....	5-7
5.5 Sludge Disposal Methods .....	5-24

## LIST OF TABLES

		<b>Page</b>
2.1-1	Discharge Area/Agency .....	2-1
2.5-1	HHW Services by Member Agencies .....	2-6
3.6-1	Local Discharge Limits .....	3-4
3.7-1	Active Permit Count 1990-2012 .....	3-5
3.8-1	SIU Permit Count 1990-2012 .....	3-6
3.9-1	Changes in SIU Inventory 2012 .....	3-6
3.10-1	Baseline Monitoring Reports .....	3-7
3.11-1	Distribution of Permits and Industrial Waste Flow .....	3-8
3.11-2	Discharge Area/Agency .....	3-9
3.15-1	Trucked Waste Dischargers .....	3-11
3.15-2	Trucked Industrial Waste Discharges by Type .....	3-12
4.2-1	Compliance Status Summary for SIUs .....	4-2
4.4-1	Notice of SNC with Sewer Discharge Requirements .....	4-3
4.5-1	Non-Compliance Fees and Penalties Summary .....	4-4
4.6-1	Compliance Orders – CY2012 .....	4-5
4.6-2	Administrative Penalty Orders .....	4-5
4.7-1	Enforcement Actions Summary .....	4-5
5.3-1	Influent Heavy Metals .....	5-6
5.3-2	Effluent Heavy Metals .....	5-6



## LIST OF REPORTS

	<b>Page</b>
SIUs discharging under a BMR .....	3-13
SIU Regulated Parameters .....	3-14
SIU Category, Process, and Pretreatment Technology .....	3-44
Inspections Performed .....	3-57
Non SIU Permits .....	3-61
Groundwater Permits .....	3-69
Trucked Waste Permits .....	3-71
Dry Cleaner BMPs .....	3-75
Silver BMPs .....	3-79
Annual SIU Compliance Status .....	4-8
SIU NOV Summary for 2012 .....	4-25
NonSIU NOV Summary for 2012 .....	4-30
Sampling – SIUs Discharging to Point Loma .....	4-34
TTO Sampling at SIUs .....	4-71
Analytical Methods Used by the IWL .....	4-73

**LIST OF REPORTS (Continued)**

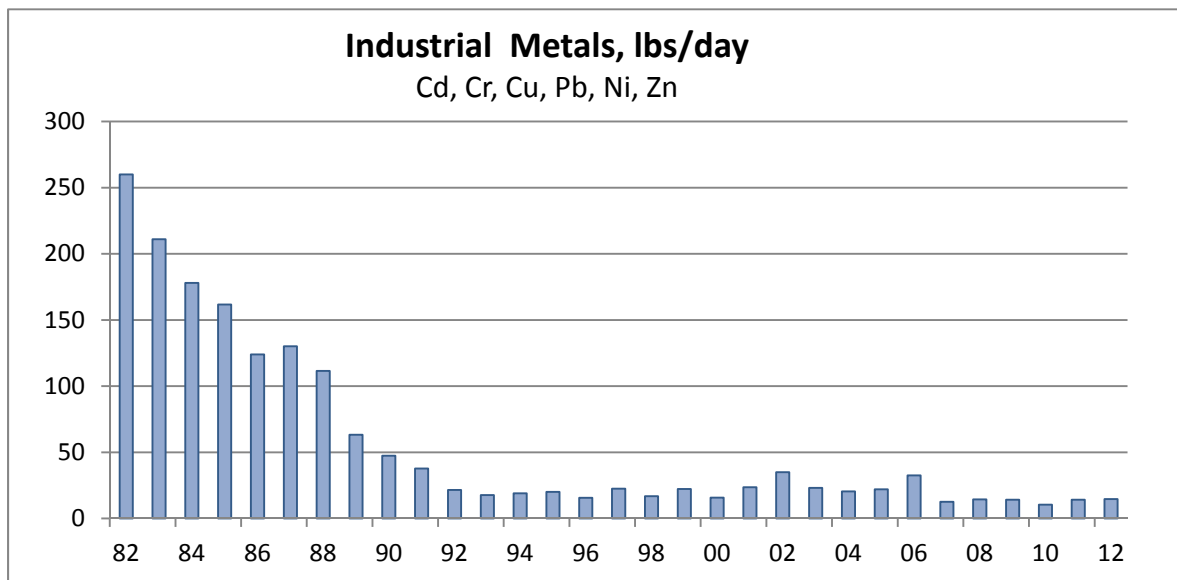
	<b>Page</b>
Point Loma Treatment Plant Monitoring:	
Trace Metals .....	5-9
Ammonia-Nitrogen and Total Cyanide .....	5-11
Radioactivity .....	5-12
Chlorinated Pesticides .....	5-13
Organophosphorus Pesticides .....	5-17
Tributyl Tin .....	5-21
BNAs - Acid Extractables .....	5-22
BNAs - Base/Neutrals .....	5-23
VOCs .....	5-25
Dioxin & Furan .....	5-27

## LIST OF FIGURES

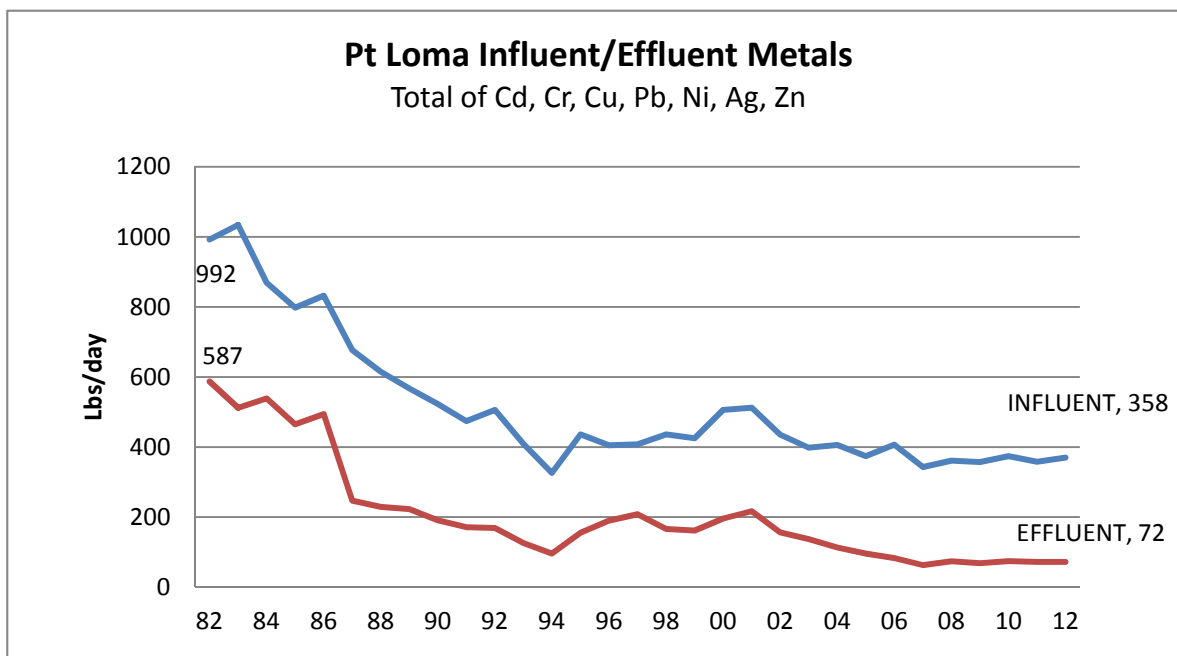
	<b>Page</b>
2.2-1 Industrial Wastewater Control Program Org Chart .....	2-3
2.2-2 Industrial Waste Lab Org Chart .....	2-4
5.2-1 Total Metals : Trend 1982-2012 .....	5-2
5.2-2 Cadmium : Trend 1982-2012 .....	5-2
5.2-3 Chromium : Trend 1982-2012 .....	5-3
5.2-4 Copper : Trend 1982-2012 .....	5-3
5.2-5 Lead : Trend 1982-2012 .....	5-4
5.2-6 Nickel : Trend 1982-2012 .....	5-4
5.2-7 Silver : Trend 1982-2012 .....	5-5
5.2-8 Zinc : Trend 1982-2012 .....	5-5

## EXECUTIVE SUMMARY

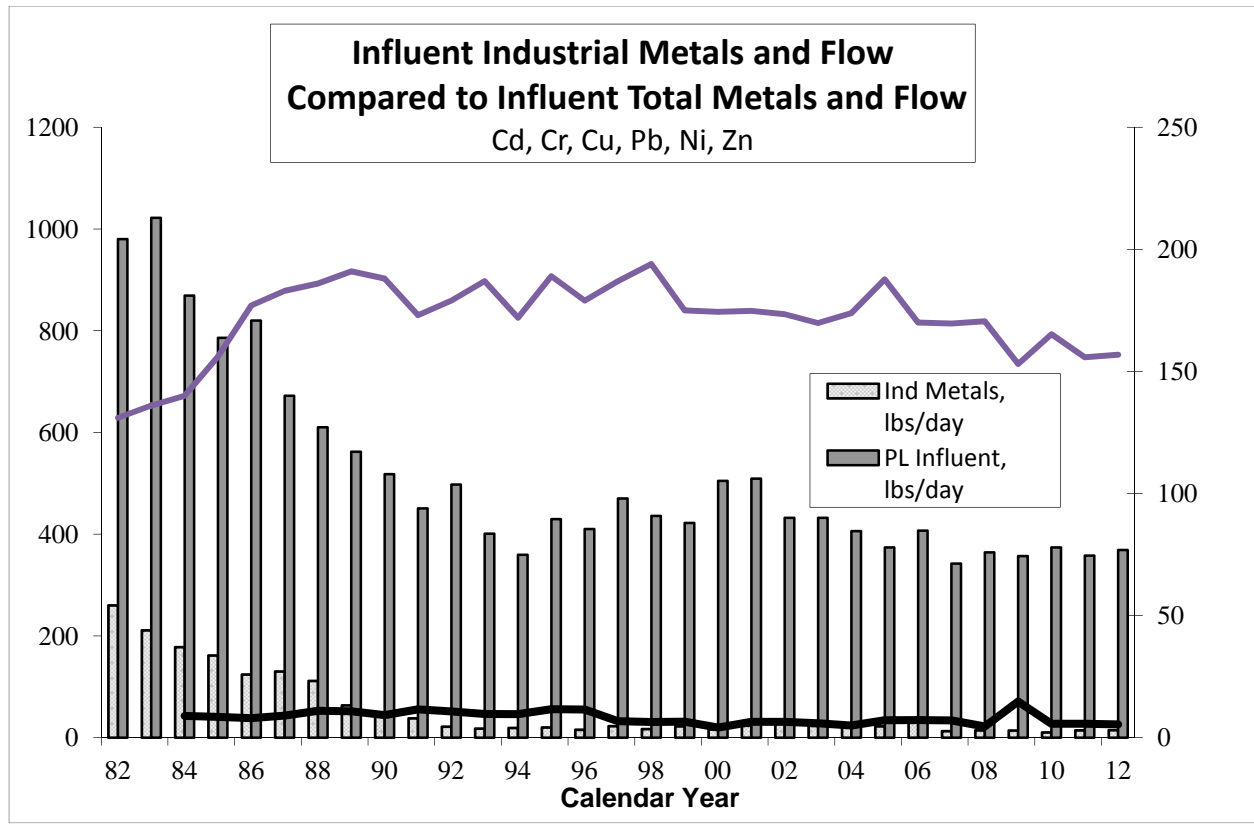
- In CY2012, average daily industrial discharges of heavy metals into the collection system were reduced by 94% from levels experienced prior to Program approval in 1982.



- Long-term trends of treatment plant influent and effluent loadings of potentially toxic heavy metal pollutants are shown below.



- There were no pass-through or interference incidents attributed to industrial discharges in CY2012.



**Industrial metals loadings constituted 26.5% of the total metals discharged to Point Loma in 1982, when the Industrial Wastewater Control Program was implemented. As a result of Program efforts, industrial metals loadings have decreased by 94%, and now constitute approximately 4.0 % of the total metals discharged to the Point Loma Treatment Plant.**

**Note: The industrial loadings and statistics exclude 7.7 lbs/day of copper in sanitary discharges from navy ships, which has been determined to originate from seawater corrosion of shipboard copper piping and not from industrial operations. Where there is no federal limit, metals loadings in industrial discharges that are below domestic/ commercial background screening level concentrations are also excluded from the industrial loadings.**

**1.1 INTRODUCTION**

The City of San Diego is committed to protecting public health and the environment through a program of environmental management which includes pollution prevention, industrial pretreatment, chemically enhanced primary waste treatment, an improved ocean outfall, and extensive monitoring. A key element of this program is an aggressive pretreatment and pollution prevention program to minimize toxic discharges to the sewerage system. The City's federally-approved source control program consists of: 1) an industrial wastewater discharge permit system to establish industrial discharge limits and requirements; 2) periodic facility inspections and unannounced sampling; 3) effective enforcement procedures to deter violations and bring non-compliant dischargers back into compliance with discharge standards and requirements, and; 4) industrial user guidance and permit conditions designed to encourage pollution prevention and waste minimization.

## 1.2 PROGRAM EFFECTIVENESS

- Since 1982, while the average daily wastewater flow into the Metro System have increased by approximately 20%, the total mass of heavy metals entering the Metro collection system has decreased by more than 62%.
- Since federal approval of the Program in 1982, average metal loadings contributed by industrial sources have decreased by more than 94%. Whereas in 1982, industrial discharges of metals constituted nearly 27% of the Cadmium, Chromium, Copper, Lead, Nickel, and Zinc discharged to the system, today industrial loadings constitute less than 4% of the total metals discharged to the system.
- San Diego's sludge qualifies as "exceptionally clean" under the criteria set forth in 40 CFR Part 503, attesting to the effectiveness of the City's source control program and providing maximum options for beneficial reuse of the sludge.

## 1.3 PROGRAM SUMMARY - CY2012

- During CY2012 the program administered 92 SIU permits, covering 122 outfalls and monitored at 157 sample points. Eight outfalls at 3 facilities were in SNC during the year resulting in a Program Significant Non-Compliance Rate for CY2012 of 2.5% (3 of 122 outfalls).
- As of December 31, 2012, the Program administered 77 SIU permits and 1272 additional control mechanisms, including 284 Class 2 and 3 permits, 120 Hauled Waste permits, 40 Groundwater Discharge permits, and 868 Best Management Practice Discharge Authorizations, covering targeted commercial sectors. The Program also performs annual inspections at 35 additional facilities with processes subject to federal pretreatment standards that either operate as stand-alone R&D facilities, or have zero discharge of regulated waste streams to sewer to confirm continuing non-regulated status.
- During CY2012, 794 inspections were conducted, including 133 SIU pretreatment compliance inspections, 661 Source Control inspections, 11 rainwater diversion inspections, 34 sewer surcharge inspections, and 55 storm water compliance inspections, and 5 compliant investigations; 1,971 unannounced sampling visits were conducted; 5,146 industry samples were collected by the Industrial Laboratory for analyses; and 17,343 pollutant analyses were performed. In addition, 3,127 industry self-monitoring samples and 1,102 BMP self-certifications were received and reviewed to evaluate compliance.
- During CY2012, 242 Notices of Violation were issued to industries for exceeding discharge limits or failing to comply with permit conditions; 159 of these were issued to SIUs. No new formal enforcement actions, including Administrative Penalty Orders and Compliance Orders, were issued. Non-compliance fees in the amount of \$18,053 and no penalties were collected.
- The CY2012 annual publication list of 3 Significant Industrial Users in SNC is based on compliance determinations for the entire year.
- The 15th Annual Local Limits Re-evaluation submitted July 1, 2012, confirms that the local limits developed in 1996 remain technically justified and sufficient to protect the POTW and the environment.

## CHAPTER 2 – PROGRAM STRUCTURE

### 2.1 PROGRAM JURISDICTION

The Metropolitan Industrial Wastewater Control Program (IWCP) administers the pretreatment program in the City of San Diego (Map areas 1 – 12) and in 15 participating agencies contributing to the Metropolitan Sewerage System. Table 2.1-1 lists the areas served; Figure 2.1-1 shows the areas geographically.

<b>Table 2.1-1 DISCHARGE AREA / AGENCY BY AREA NUMBER</b>			
<b>Area</b>	<b>Description</b>	<b>Area</b>	<b>Description</b>
01	<sup>1</sup> SD: Rancho Bernardo	14	City of Coronado
02	SD: Sorrento Valley & Torrey Pines	15	City of Del Mar
03	SD: Miramar, Mira Mesa, Scripps Ranch	16	City of El Cajon
04	SD: Mission Bay, Pacific Beach, La Jolla	17	City of Imperial Beach
05	SD: Clairemont Mesa	18	City of La Mesa
06	SD: Kearny Mesa	19	City of National City
07	SD: Mission Gorge	20	City of Poway
08	SD: Point Loma, Lindberg Field	21	Santee/Padre Dam Municipal Water District
09	SD: North Downtown	22	City of Lemon Grove
10	SD: East San Diego	32	<sup>2</sup> SDCSD: Alpine Service Area
11	SD: South Downtown	33	SDCSD: Lakeside Service Area
12	SD: San Ysidro, Otay Mesa	34	SDCSD: Spring Valley Service Area
13	City of Chula Vista	35	SDCSD: Winter Gardens Service Area
		36	SDCSD: East Otay Mesa Service Area

<sup>1</sup> All flows from the Rancho Bernardo area of San Diego are treated by the Hale Avenue Treatment Plant, which is owned and operated by the City of Escondido. With the exception of parts of areas 12 and 36, which are in part diverted to the South Bay Water Reclamation Plant, the remaining areas are tributary to the City's Point Loma Wastewater Treatment Plant. Permitted flows in some areas include significant volumes of construction dewatering and groundwater remediation

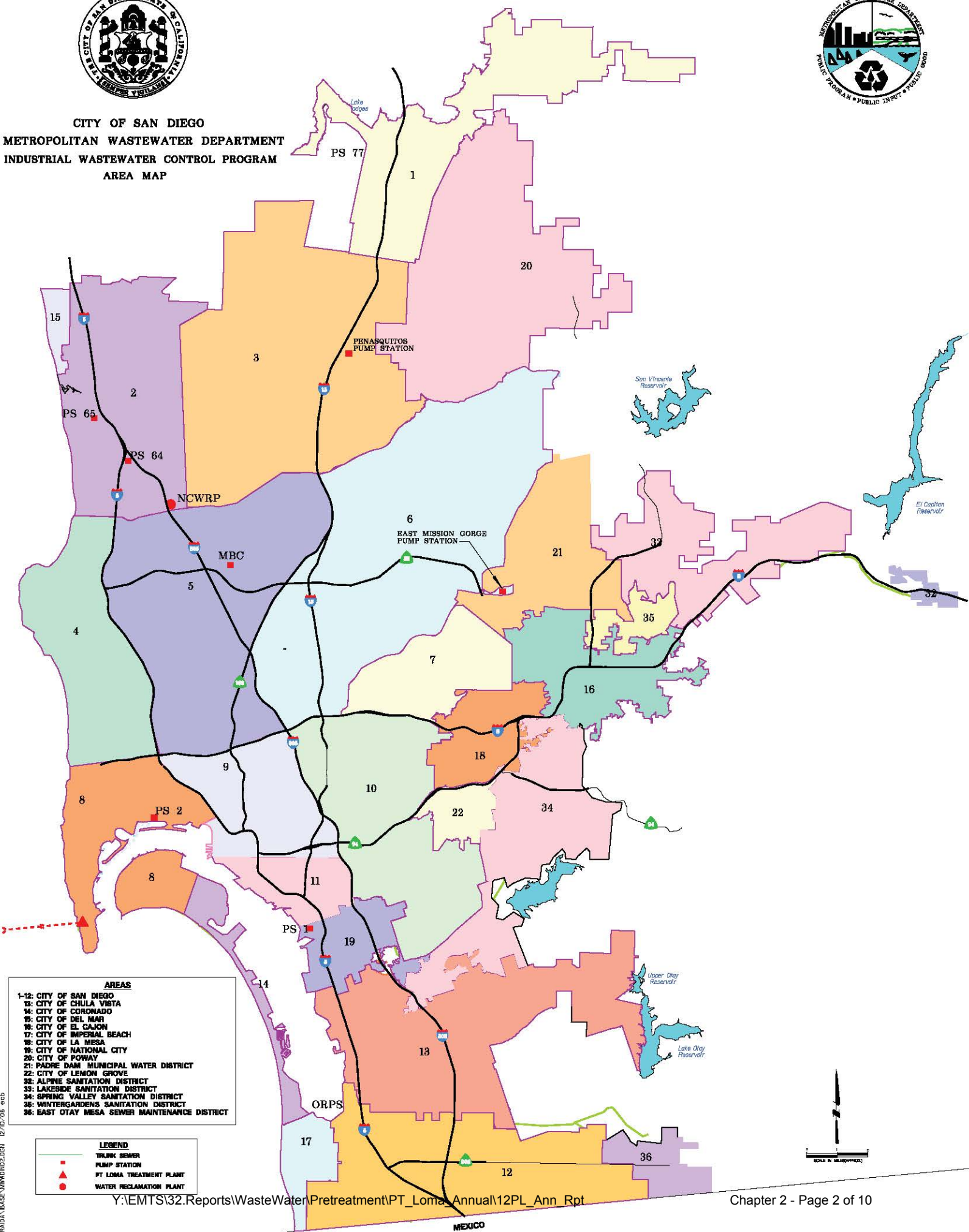
<sup>2</sup>San Diego County Sanitation District: In July 2011, Areas 32 through 36, previously separate sewer districts, were incorporated into the newly-formed San Diego County Sanitation District; the former districts are now 'service areas'.

### 2.2 PROGRAM ORGANIZATION

The IWCP is part of the Environmental Monitoring and Technical Services Division of the Metropolitan Wastewater Department of the City of San Diego. The IWCP consists of two operational sections: Industrial Permits and Compliance, and the Industrial Waste Laboratory. See Figures 2.2-1 and 2.2-2 below for organizational charts for each section.




CITY OF SAN DIEGO  
 METROPOLITAN WASTEWATER DEPARTMENT  
 INDUSTRIAL WASTEWATER CONTROL PROGRAM  
 AREA MAP



- AREAS**
- 1-12: CITY OF SAN DIEGO
  - 13: CITY OF CHULA VISTA
  - 14: CITY OF CORONADO
  - 15: CITY OF DEL MAR
  - 16: CITY OF EL CAJON
  - 17: CITY OF IMPERIAL BEACH
  - 18: CITY OF LA MESA
  - 19: CITY OF NATIONAL CITY
  - 20: CITY OF POWAY
  - 21: PADRE DAM MUNICIPAL WATER DISTRICT
  - 22: CITY OF LEMON GROVE
  - 32: ALPINE SANITATION DISTRICT
  - 33: LAKESIDE SANITATION DISTRICT
  - 34: SPRING VALLEY SANITATION DISTRICT
  - 35: WINTERGARDENS SANITATION DISTRICT
  - 36: EAST OTAY MESA SEWER MAINTENANCE DISTRICT

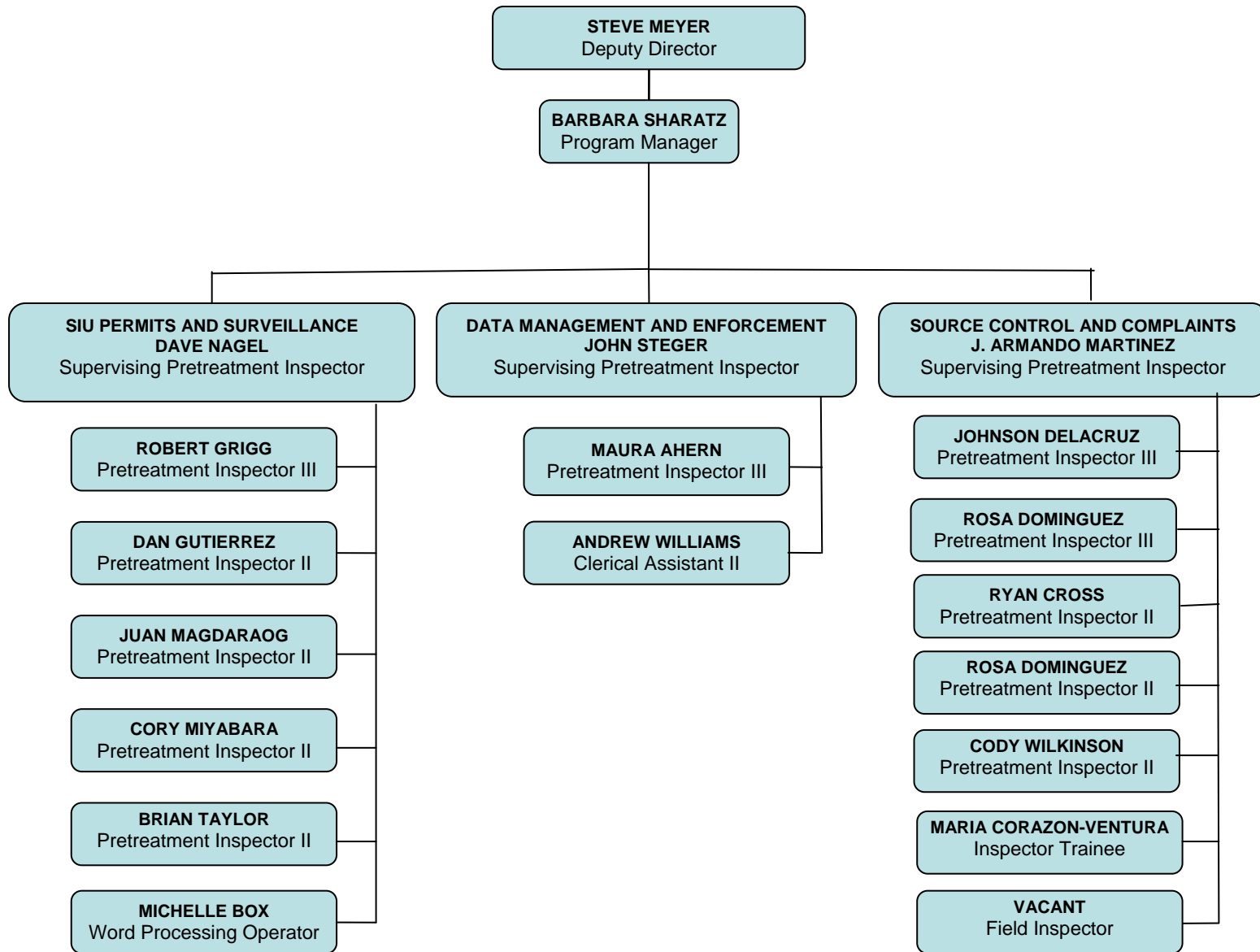
- LEGEND**
- TRUNK SEWER
  - PUMP STATION
  - ▲ PT LOMA TREATMENT PLANT
  - WATER RECLAMATION PLANT



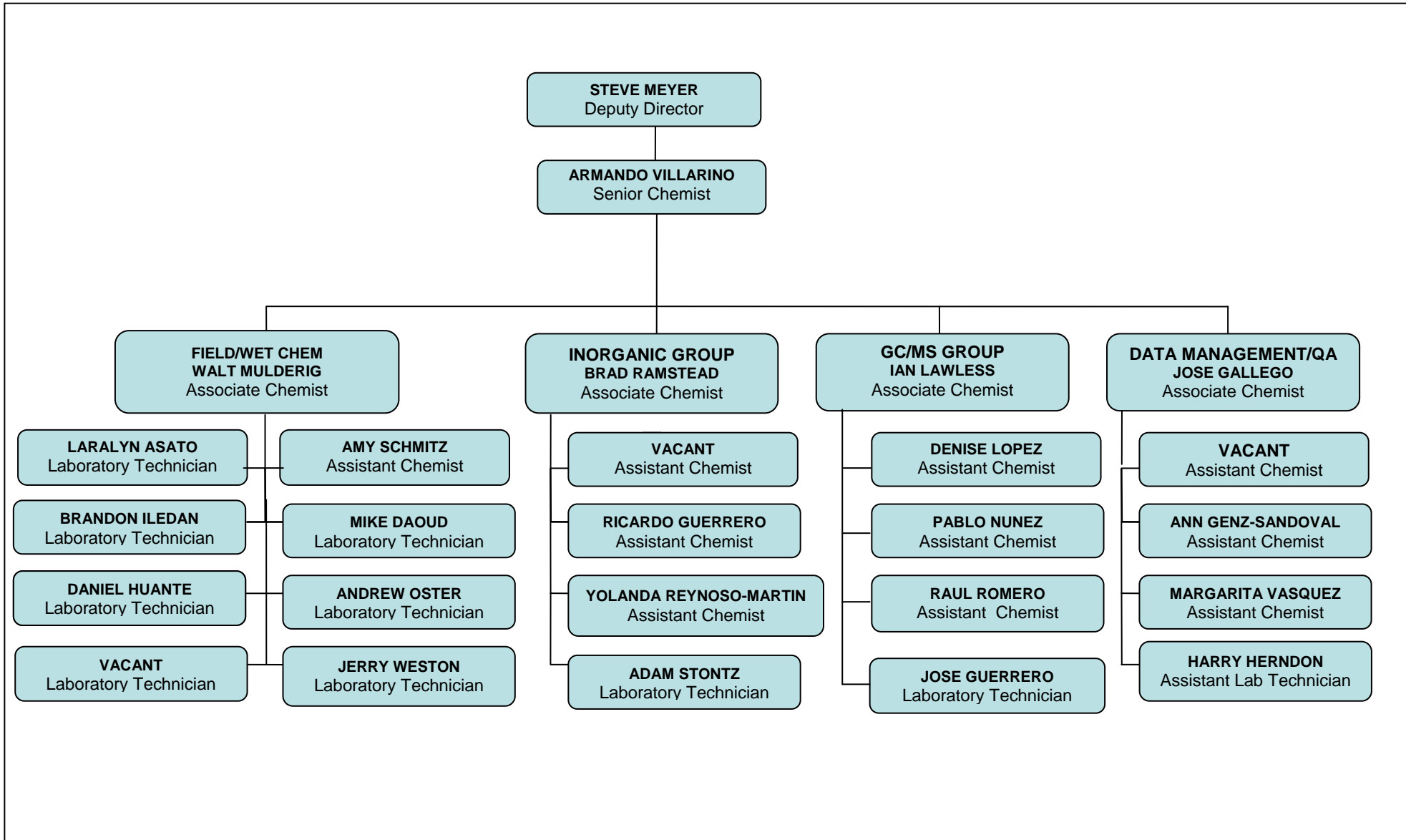
RENDA\BASE\MW\RD2\034\_12\07\05.ecb



**Figure 2.2-1  
PUBLIC UTILITIES DEPARTMENT / WASTEWATER BRANCH  
ENVIRONMENTAL MONITORING AND TECHNICAL SERVICES DIVISION  
INDUSTRIAL WASTEWATER CONTROL PROGRAM: December 2012**



**Figure 2.2-2**  
**PUBLIC UTILITIES DEPARTMENT / WASTEWATER BRANCH**  
**ENVIRONMENTAL MONITORING AND TECHNICAL SERVICES DIVISION**  
**INDUSTRIAL WASTE LABORATORY: December 2012**



## 2.3 PERSONNEL AND BUDGET

Metropolitan Industrial Wastewater Control Program budgeted positions and monies for FY2013 are summarized below:

<u>Section</u>	<u># Positions</u>	<u>Budget</u>	
IW Permits and Compliance	19	Personnel	\$1,904,444
		Non-personnel	96,973
		Capital Outlay	<u>-0</u>
		Subtotal	\$2,001,417
 IW Laboratory	 25	Personnel	 \$2,330,038
		Non-personnel	439,020
		Capital Outlay	<u>87,917</u>
		Subtotal	<u>\$2,856,975</u>
		TOTAL	\$4,858,392

The following regulatory training was received by the inspection staff in CY12.

Date	Class Title	# attendees	# hrs/ person	Total Hours	Total Cost
11/21/12	Assisting Angry/Difficult Customers	1	2	2	Internal
various	Fall Classic: Includes HazMat Handler and Hazard Communications Refresher , ISO Awareness/ Environmental Impact/ Storm Water BMPs for the POTW; Laboratory Safety; Fire Safety	14	8	112	Internal
2/27-29/12	CWEA 2012 P3S Conference	14	8	112	\$2,930
2/22/12	Personal Safety Awareness & Tactical Communication Class	6	4	24	Internal
7/13/12	Performance Review	1	8	8	Internal
9/25/12	Local Limits Seminar	1	8	8	NC
4/27/12	Excel 2007 Level 3	1	8	8	\$150
10/16/12	Web Design	2	8	16	\$300
11/6/12	SPLASH QUERY(sewer/water infrastructure)	1	2	2	Internal
various	Performance Management for Supervisors	3	3	9	Internal
1/12/12	Customer Focused Correspondence	1	2	2	Internal
11/7/12	Basics of Customer Service	1	2	2	Internal
1/12	Training for BSL3 Laboratory First Responders	1	8	8	NC
Total				305	\$ 3,380

## 2.4 PROGRAM NOTES: CHANGES AND DEVELOPMENTS - CY2012

During CY2012, there were no significant changes in operating the pretreatment program from the previous year including, but not limited to, changes concerning the program's administrative structure, local limits, monitoring program or monitoring frequencies, legal authority, enforcement policy, or funding levels.

**2.5**

**HOUSEHOLD HAZARDOUS WASTE PROGRAM**

The City of San Diego Environmental Services Department, Public Utilities Department, and Storm Water Department jointly finance a Household Hazardous Waste (HHW) collection program designed to reduce the introduction of pollutants from non-point sources into sewers, storm drains, and municipal landfills. The City’s permanent household hazardous waste collection facility at the Miramar Landfill is open to City of San Diego residents on Saturdays excluding holidays (such as Thanksgiving and Christmas weekends); an appointment and proof of residency is required. The City’s program also sponsors seven to eight auto product recycling events per year, coordinates and advertises commercial locations that accept auto products for recycling, and conducts public outreach activities at schools, businesses, and community groups. Each contributing agency has also implemented a strategy for handling household hazardous wastes originating within its jurisdiction.

<b>Table 2.5-1 HHW SERVICES BY MEMBER AGENCIES (July 1, 2011 – June 30, 2012)</b>		
<b>JURISDICTION</b>	<b>COLLECTION SERVICE</b>	<b>HOTLINE/EDUCATION SERVICE (Yes or No)</b>
Chula Vista	Chula Vista Regional HHW Facility Temporary HHW Collection Events Door-to-Door Collection for Seniors/Disabled Curbside Used Oil and Filter Collection	Yes
Coronado	Coronado HHW Facility Door-to-Door Collection for Seniors/Disabled Curbside Used Oil and Filter Collection	Yes
El Cajon	El Cajon HHW Facility Curbside Used Oil and Filter Collection	Yes
Imperial Beach	Chula Vista Regional HHW Facility Door-to-Door Collection for Seniors/Disabled Curbside Used Oil and Filter Collection	Yes
La Mesa	La Mesa HHW Facility Door-to-Door Collection for Seniors/Disabled	Yes
Lemon Grove	La Mesa HHW Facility Door-to-Door Collection for Seniors/Disabled	Yes
National City	Chula Vista Regional HHW Facility Door-to-Door Collection for Seniors/Disabled	Yes
Poway	Poway HHW Facilities Door-to-Door Collection for Seniors/Disabled	Yes
San Diego*	San Diego HHW Facility Auto Product Recycling Events Door-to-Door Collection for Seniors/Disabled	Yes
Santee	El Cajon HHW Facility	Yes
County of San Diego - Unincorporated Areas**	El Cajon and Ramona HHW Facilities Temporary HHW Collection Events Door-to-Door Collection for Seniors/Disabled	Yes

\* **City of San Diego** includes communities such as La Jolla, Mira Mesa, Normal Heights, North Park, Otay Mesa, Pt. Loma, Rancho Bernardo, Rancho Penasquitos, and San Ysidro.

\*\* Unincorporated Areas include communities such as Alpine, Lakeside, Wintergardens, and Spring Valley.

## **2.6 STORM WATER DIVISION**

The City's Transportation & Storm Water Department/Storm Water Division operates and maintains the storm drain system and is responsible for implementing the Jurisdictional Urban Runoff Management Plan (JURMP) to regulate discharges to the storm water conveyance system, and to perform periodic monitoring of urban runoff during dry weather. The storm water code enforcement unit investigates alleged illegal discharges and takes enforcement action against violators of the Storm Water Management and Discharge Control ordinance (SDMC 43.03).

During CY2012 the Industrial Wastewater Control Program assisted the Storm Water Pollution Prevention Program by performing 55 industrial storm water compliance inspections in the City of San Diego, including 17 Storm Water Pollution Prevention Plan reviews, and providing findings to the Storm Water Pollution Prevention Program.

## **2.7 DESCRIPTION OF PROGRAM TO QUANTIFY, CHARACTERIZE, REGULATE, AND TREAT FLOW FROM LOW-FLOW URBAN RUNOFF DIVERSION SYSTEMS AND 'FIRST FLUSH' INDUSTRIAL STORMWATER DIVERSION SYSTEMS THAT ARE ROUTED TO THE SANITARY SEWER COLLECTION SYSTEM**

### **2.7-1: Municipal Low Flow Storm water Diversion Systems**

Waste streams originating in storm drains tributary to City of San Diego low flow diversion structures have been monitored to characterize the pollutants loads and ensure that the City's collection and treatment facilities will not be harmed by the pollutants in the accepted storm water. Low flow diversion systems are controlled by sensors that automatically shut the diversions off during rain events to protect the collection system and treatment facilities from hydraulic overloads.

Analytical results have established that the pollutant loadings will not interfere with or pass through the treatment plant; therefore existing plant processes are sufficient to treat the additional loads contributed as a result of the low flow diversions. In addition, operational experience has demonstrated that the automatic controls have effectively prevented any hydraulic impacts on the collection or treatment system.

The City is working with Metro participating agencies to ensure any low flow diversion systems they may install conform to these same standards and provide the same levels of collection system and treatment plant protection.

### **2.7-2: "First Flush" Industrial Storm water Diversion Systems**

In recognition of the fact that there may be situations where runoff from industrial or commercial facilities may not meet Regional Board discharge standards, the City has worked with industrial facilities to provide for capture and discharge to the sewer of first flush storm water runoff where it is clearly demonstrated that the pollutant and/or hydraulic load will not negatively affect the collection or treatment system.

The industry is required to provide information about the tributary area, diversion mechanism, capture and holding facilities, and expected pollutants, and must demonstrate adequate discharge controls prior to receiving authorization for discharge. In general, facilities must capture and hold storm water and may discharge it to sewer no sooner than twenty-four hours after the end of the last rain event. Careful evaluation of analytical data for proposed discharges, determination of available line capacity, and review of proposed discharge controls ensures that the industrial first flush

discharges will not negatively impact the collection system or the treatment facilities.

## **2.8            PRETREATMENT PROGRAM HISTORY**

Industrial wastewater control activities were initiated by the City in the late 1960s and informally continued through the 1970s. Sewerage service contracts with the Metro agencies were adopted in 1960 and later became the basis for participation of the Metro Agencies in the Metropolitan Industrial Wastewater Control Program (IWCP), approved by EPA in 1982.

- 1981        Industrial Survey conducted, building on work of 1970s.
- 1981-2     Consultants develop Program structure and procedures; submit to EPA for approval.
- 1982        Program formally approved by EPA on July 1, 1982.
- 1983        IW Ordinance, permit fees and trucked waste fees approved by City Council.
- 1983-5     # permits 300 in 1983 to 1200+ in 1985. Compliance conferences with IUs.
- 1985        NOVs initiated. Program audit by EPA, SWRCB, and RWQCB results in findings of excellent data management, knowledgeable staff, and good procedures for permitting, inspecting, and sampling; need for stronger legal authority in Municipal Code and with contract agencies.
- 1986        First Annual Pretreatment Report.
- 1987        First Pretreatment Compliance Inspection (PCI) by SWRCB. First Enforcement Response Plan developed. Interjurisdictional Agreements (IJAs) with Metro Agencies initiated.
- 1988        PCI by RWQCB results in no required Program actions.
- 1989        Estimated capital investment in pretreatment equipment by industries in the San Diego service region exceeds \$20 million.
- 1990-1     Consent Decree, EPA trial in federal court for secondary treatment, and Administrative Order.
- 1991-2     Program audit by EPA, SWRCB, and RWQCB in March 1991 followed by a Pretreatment Program Evaluation (PPE) from May 1991 through August 1992.
- 1992        Technical fact sheets initiated, sampling frequencies modified to comply with PPE recommendations.
- 1993        Administrative Order issued to Program incorporating Consent Decree and PPE recommendations. All AO requirements completed by due dates, including fact sheets completed, SIU permits reissued, and Enforcement Response Plan submitted.
- 1994        Waiver application initiated by City.
- 1995        Waiver granted, new NPDES Permit issued; PCI by SWRCB establishes no requirements; new Pretreatment Information Management System (PIMS) implemented; Administrative Civil Penalty policy implemented.
- 1996        Urban Area Pretreatment Program requirements satisfied; local limits development study and innovative non-CIU contributory flow industrial pollutant loadings allocation strategy results in proposed modification of local limits; PCI by SWRCB establishes no requirements.

- 1997 Public participation meetings held by both City and RWQCB prior to adoption of Urban Area Pretreatment Program and new local limits; SIU permits modified to include new local limits.
- 1998 Tijuana Industrial Wastewater Control Training Project conducted with 30 trainees completing course in pretreatment facility inspections, laboratory procedures, and field work; City participates in national Silver Council / AMSA study; first Annual Local Limits re-evaluation confirms 1996 limits remain valid; graphs of heavy metals discharged by industry revised to include only SIU discharges; targeted commercial sectors issued BMP discharge authorizations.
- 1999 Tijuana Project continues with wastewater characterization study and laboratory personnel training; ordinance provisions relating to General and Specific Prohibitions and civil penalties strengthened; Program assumes implementation of regulations in 4 County Sanitation Districts; Annual Report graph of heavy metals (Cd, Cr, Cu, Pb, Ni, Zn) discharged by SIUs revised to include only SIU regulated discharges and local pollutants discharged at greater than background levels.
- 2000 RWQCB report from December 1999 audit requires SDMC revisions to detail specific authorities and increase maximum criminal penalties to \$25,000 / day per violation; revision adopted by City Council in November 2000. Permit document generation and program billing automated. IWL fully implements ICP-MS for all metals analyses.
- 2001 IWL personnel assist with translation of Ken Kerry Pretreatment Program training manual and videos into Spanish; Pt Loma Waiver Renewal Permit Application submitted
- 2002 Regional Board and EPA issue waiver permit for the Point Loma Treatment Plant. South Bay Water Reclamation Plant comes on-line. Program provides inspector training in Tecate, Mexico and performs Storm Water compliance inspections at SIUs to assist the Storm Water Pollution Prevention Program. IW Laboratory continues to provide sampling training and services in Tijuana, Tecate, Mexicali, and Ensenada, Mexico.
- 2003 New group created to administer Source Control mechanisms and respond to complaints. Increased focus on surveillance monitoring. Non-routine enforcement responsibilities shifted to SIU Permit and Source Control groups.
- 2004 Program continues to perform Storm Water P<sup>3</sup> assistance, and to participate in cooperative program of technical assistance with the State of California and Mexico
- 2005 Program initiates classification of 'Large User' account billing rates under the 10/01/04 new rate structure.
- 2006 Program initiates regulation of remediation sites with free product or discharging > 14,000 gpd and construction dewatering sites discharging > 25,000 gpd as SIUs.
- 2007 Program and Industrial Waste Laboratory participate in Business Process Re-engineering effort to develop Most Efficient Organization resulting in loss of 2 Inspector II positions, 1 Assistant Chemist position, and 1 Assistant Laboratory Technician position. Initiated regulation of groundwater remediation projects >14,400 gpd or with free product, and construction dewatering with flow >25,000 gpd as SIUs.

- 2008 Program performs study to identify sources of TDS to reclamation plants and adds program TDS monitoring to new permits tributary to reclamation facilities; initiates rainwater diversion testing and certification requirements in permits; allocates 0.7 Inspector III position to sewer surcharge evaluation reviews and approvals.
- 2009 Program quantifies self-regenerating water softener TDS contributions from regulated industries
- 2010 Program reviewed Interjurisdictional Pretreatment Agreements and Ordinances for all Participating Agencies to identify deficiencies
- 2011 Program surveyed dental facilities to evaluate compliance with voluntary ADA BMPs; program automated billing for imported flows and hauled waste surcharges
- 2012 Program developed proposed changes to Municipal Code and Interjurisdictional Pretreatment Agreements



## CHAPTER 3 - DISCHARGE PERMITS

### 3.1 INTRODUCTION

The Metropolitan Industrial Wastewater Control Program (IWCP) implements an industrial wastewater discharge permit system for the City of San Diego and 11 other Participating Agencies whose sewage is treated by the Point Loma Wastewater Treatment Plant (PLWTP). The Program regulates pollutant discharges into the Metropolitan Sewerage System from industrial facilities by issuing permits that establish enforceable pollutant limits and authorize civil and criminal penalties for discharge violations. They also establish sampling, reporting, record keeping, and notification requirements. Permits are issued for a maximum of five years and are non-transferable.

### 3.2 PERMIT AUTHORITY

On June 6, 1983, the San Diego City Council adopted Ordinance Sections 64.01 through 64.05 of Chapter VI, Article 4 of the San Diego Municipal Code pertaining to industrial waste discharges, permits, and regulations. Section 64.07, establishing specific pretreatment regulations for wastes discharged from commercial food establishments, was added on July 11, 1988. Revisions adopted in 1988, 1989, 1993, and 2000 strengthened pretreatment provisions and authorized increased penalties. The current Chapter 6, Article 4 of the Municipal Code is available on the Internet at <http://clerkdoc.sannet.gov/Website/mc/MunicodeChapter06>.

The Industrial Wastewater Control Program implements the pretreatment program in all agencies served by the Metropolitan Sewerage System (Metro System) in accordance with contractual service agreements and Interjurisdictional Pretreatment Agreements signed by the City of San Diego and each of the participating agencies. These agreements establish the Program's authority to implement and enforce pretreatment regulations in contributing agencies and require the agencies to adopt equivalent ordinances, penalties, and procedures for regulation of industrial users.

### 3.3 PERMIT CLASSIFICATIONS

Permit classifications include Industrial Class 1, Class 2, and Class 3; Trucked Waste permits; and Groundwater Discharge Permits. Class 4 and 5 are used for facilities that do not require permits.

**Class 1 Permits:** Class 1 dischargers are defined as those users with processes subject to Federal Categorical Pretreatment Standards. These users require source control, pretreatment, or both.

**Class 2 Permits:** Class 2 permits are issued to targeted industrial sectors, which have some toxic constituents in their discharge but are not subject to federal categorical Pretreatment Standards. Class 2 permits may include numeric limits, as at industrial laundries and membrane manufacturers discharging >25,000 gpd, or Best Management Practice requirements (BMPs), as at laboratories, radiator shops, and hospitals. Groundwater remediation projects receive Class 2 permits.

**Class 3 Permits:** Class 3 permits are issued to targeted industrial sectors to regulate conventional pollutants. Class 3 facilities may include numeric limits, as at commercial laundries discharging > 25,000 gpd, or Best Management Practice requirements (BMPs), as at auto repair facilities and boat- and shipyards. Construction dewatering projects receive Class 3 permits.

**Class 4 (No Permit Required):** Class 4 facilities include industries with sanitary flow only and Class 2 and 3 facilities with flows below permitting thresholds (25 gpd and 2500 gpd respectively); these Class 4 facilities are re-evaluated every five years. Additionally, facilities with processes subject to federal categorical pretreatment standards that either: (1) generate no process wastewater, or (2) generate process wastewater and have elected to go zero discharge to sewer have been issued Class 4C 'No Permit Required' letters. These facilities are inspected annually, at which time they must also sign a Certification of Zero Discharge of Federally Regulated Wastestreams as a condition of retaining their Class 4C status.

**Class 5 (No Permit Required):** Class 5 facilities include industries with sanitary flow only and minimal potential to ever generate industrial wastewater.

**Trucked Waste Hauler Permits:** Permits are issued to trucked waste haulers authorizing the disposal of wastes into the Metro System at designated dumpsites. Two types of waste hauler permits are issued:

Domestic: For hauling of domestic septic tank/cesspool, holding tank and portable toilet wastes. These permits are issued for one year.

Industrial: For hauling of industrial wastes under generator-specific permits.

**Trucked Waste Generator Permits:** Generators that propose to have wastes hauled to the City sewer dumpsite must obtain a Trucked Waste Generator Permit. These permits specify a source, such as bilge water from a particular Navy ship, and are issued for the duration of the specified job. The generator must collect a representative sample of the proposed discharge, analyze for pollutants known or expected to be present, and submit the results with the permit application. Sampling and reporting are required monthly thereafter for the duration of the job.

**Temporary Groundwater Discharge Permits:** These permits are issued for flows resulting from construction dewatering and groundwater remediation projects, where no alternative disposal method is reasonably available. These permits are issued for a maximum of two years, after which time the generator must discharge under an NPDES permit or cease discharge. In 2006, the program began regulating groundwater remediation discharges >14,000 gpd or having free product, and construction dewatering discharges > 25,000 gpd as SIUs.

**Class 2F and 4D Best Management Practice (BMP) Discharge Authorizations:** These authorizations consist of a statement of BMP requirements followed by a certification of compliance for management and discharge of silver-rich solutions (2F) or dry cleaning solvents (4D). When signed by the commercial discharger, the certification authorizes discharges in compliance with BMP requirements for a period of up to five years. Random inspections are performed after receipt of the certification to ensure compliance. Additionally, re-certification is required every six months. Implementation of the BMP Certification and Discharge Authorization programs in 1998, in lieu of the previously applied numeric limits, enabled the program to extend coverage of BMP requirements with no increase in inspection staff and a reduction in laboratory sampling and analysis costs formerly associated with the targeted sectors.

**Batch Discharge Authorizations:** Batch Discharge Authorizations for one-time, or short-term non-routine discharges not otherwise covered by a current permit, are issued subject to review of analytical data from a sample of the proposed discharge and compliance with all applicable requirements and standards.

### **3.4 SIGNIFICANT INDUSTRIAL USERS (SIUs)**

The Program defines a Significant Industrial User (SIU) in accordance with Federal regulations, as an Industrial User that:

1. Is subject to Federal Categorical Pretreatment Standards under 40 CFR 403.6 and 40 CFR chapter I, subchapter N; and
2. Any other industrial user that:
  - (a) Discharges an average of 25,000 gallons per day or more of process wastewater to the POTW (excluding sanitary, non-contact cooling and boiler blowdown wastewater); or,
  - (b) Contributes a process wastestream which makes up 5 percent or more of the average dry weather hydraulic or organic capacity of the POTW treatment plant; or,
  - (c) Is designated as such by the Control Authority on the basis that the industrial user has a reasonable potential for adversely affecting the POTW's operation or for violating any pretreatment standard or requirement. For metals, program policy defines "reasonable potential" as a facility having the potential to discharge 5% or more of the allowable industrial headworks loading in a single non-routine discharge. For groundwater remediation sites, the presence of free product or discharges >14,000 gpd have "reasonable potential" and are regulated as SIUs. For construction dewatering sites, discharges > 25,000 gpd are regulated as SIUs.

The Program may determine that an Industrial User subject to categorical Pretreatment Standards under 40 CFR 403.6 and 40 CFR Chapter I, Subchapter N is a Non-Significant Categorical Industrial User rather than a Significant Industrial User in accordance with requirements and conditions established at 40 CFR 403.3(v)(2). The program has not implemented this provision of the streamlining regulations.

All Class 1 permittees are SIUs. Class 2 and Class 3 permittees having flows > 25,000 gpd are also SIUs (flow SIUs). As of December 31, 2012, the Program included 77 SIUs of which 42 were Class 1 permittees subject to federal categorical pretreatment standards (CIUs), 8 were Class 2 flow SIUs, 13 were Class 2 slug potential SIUs (groundwater remediation projects with free product), and 14 were Class 3 flow SIUs, including 6 construction dewatering permits.

### **3.5 IDENTIFICATION OF INDUSTRIAL USERS**

The City of San Diego utilizes the following methods to maintain a complete and current Industrial User Inventory, and to identify new sources or SIUs:

1. Industrial User application requests.
2. Referrals from the following sources:
  - County Department of Health Services Hazardous Materials Management Unit
  - The City of San Diego Development Services Mechanical Plan Check Section
  - Public Works Departments of Participating Agencies' Permit Assistance Centers
  - The City of San Diego Economic Development Department
3. Drive-by surveys
4. Annual review of area Yellow Page telephone directories, both hardcopy and internet. The new listings are compared with the previous directory and current IU inventory to check for new, relocated, and closed businesses.
5. Questioning of industry contacts about their competitors in the area.

### 3.6

### SIU PERMIT REQUIREMENTS

The Program's SIU permits identify pollutants of concern; list prohibited discharges; specify applicable federal or local limits, standards, and requirements; require access for sampling and inspections; describe sources and volume of the authorized industrial discharge; and specify self-monitoring and reporting requirements. Permits may also establish additional requirements and compliance schedules.

The San Diego Municipal Code authorizes the Program Manager to establish local limits (see Table 3.6-1) and apply those limits in user permits. Local limits were developed to apply only to SIU facilities: they are applied such that each SIU gets the full federal allowance for applicable federally regulated pollutants and the local limit for each locally regulated pollutant that is not federally regulated and that is discharged by the facility at a concentration higher than background levels. SIU sampling and facility inspection frequencies meet or exceed the required minimum standards set by regulations and EPA Guidance.

SIU permits incorporate detailed fact sheets and, when determined necessary, require formal Slug Discharge Control Plans.

Table 3.6-1 LOCAL DISCHARGE LIMITS			
Constituent	Limit	Constituent	Limit
pH	5.0 - 12.5	Cadmium	1.0 mg/L
Flash Point	>140 Deg F	Chromium	5.0 mg/L
Plant and Animal-based Grease and Oil	500 mg/L	Copper	11.0 mg/L
Dissolved Sulfides	1.0 mg/L	Lead	5.0 mg/L
Temperature	150° C	Nickel	13.0 mg/L
Cyanide, Total	1.9 mg/L	Zinc	24.0 mg/L

### 3.7 PROGRAM ACTIVE PERMITS

As of December 31, 2012, the IWCP was administering 361 active Class 1, 2, and 3 permits, including 42 CIU permits, 35 Flow or Pollutant of Concern SIU permits, and 44 Groundwater Discharge Permits; 120 Trucked Waste permits, and; 868 Pollution Prevention Best Management Practice Discharge Authorizations, as summarized in Table 3.7-1. There were 35 Class 4C zero discharge facilities that are inspected annually to confirm no discharge from federally regulated processes. An additional 2195 active IUs are classified as Class 4, and are re-evaluated periodically to ensure continuing Class 4 status; 183 Class 5 facilities have been found to have no potential to discharge process wastewater.

**Table 3.7-1  
ACTIVE PERMITS METROWIDE AT YEAR END  
1990 – 2012**

Year	Class 1	Class 2	Class 3	Trucked Waste	<sup>1</sup> G/W	<sup>2</sup> BMP	Total Permits	<sup>3</sup> CIU Class 4	<sup>4</sup> Other Class 4/5
1990	105	799	524	43	19		1,490		
1991	123	900	427	42	13		1,505		
1992	108	904	342	40	21		1,415		
1993	96	925	254	38	23		1,336		
1994	79	883	194	35	24		1,215		
1995	76	568	108	22	24		798		
1996	76	527	69	59	13		744		
1997	75	469	62	75	4		685		
1998	72	593	53	64	6		788		
1999	73	406	39	85	15	1192	1710	36	1488
2000	70	369	30	79	15	1215	1763	38	1599
2001	73	411	37	71	14	1287	1879	41	1668
2002	66	410	35	75	17	1280	1678	38	1570
2003	58	378	30	82	26	1175	1723	35	1527
2004	60	368	35	85	19	1144	1692	39	1572
2005	51	352	43	83	34	1142	1671	36	1858
2006	50	340	35	98	30	1123	1646	38	1896
2007	49	324	37	107	34	1077	1594	37	1962
2008	48	299	37	113	33	1022	1519	37	2088
2009	42	297	44	118	33	835	1336	33	2160
2010	44	292	46	119	48	922	1423	35	2251
2011	43	285	46	114	40	890	1378	34	2324
2012	42	274	45	120	43	868	1349	35	2378

<sup>1</sup> Groundwater Discharge Permits are either Class 2 (Remediation) or Class 3 (Construction Dewatering) Permits. They may also be Flow or Pollutant of Concern SIUs

<sup>2</sup> Best Management Practice Discharge Authorizations

<sup>3</sup> Facilities with categorical processes but no discharge to sewer; inspected annually.

<sup>4</sup> Active facilities that are dry or have industrial flows < permitting thresholds; no permit required.

The program continues to issue temporary Batch Discharge Authorizations in lieu of full permits wherever appropriate; the program processed 65 of these authorizations in 2012.

### 3.8 PROGRAM SIU PERMITS

Table 3.8-1 lists the number of active categorical (CIU) and non-categorical significant industrial user (SIU) permits as of December 31 for each year during the period of 1990 through 2012. The decline in the number of CIUs from 1990 to 1994 is attributed to a slow-down in defense sector manufacturing in the San Diego area. Decreases from 1995 - 2012 were due to either closure, relocation of manufacturing operations, or installation of technology that recycled or reclaimed all wastewater, thereby resulting in zero discharge of process water by former SIUs.

In 2007, the program established criteria for regulating groundwater remediation facilities and construction dewatering operations as SIUs due to one or more of the following concerns: toxicity, fire/explosion hazard, or hydraulic capacity in the collection system. The increase in the program's SIU inventory since 2007 is due to inclusion of these facilities.

<b>Table 3.8-1 SIGNIFICANT INDUSTRIAL USERS PERMITTED METROWIDE 1990 – 2012</b>			
Year	Categorical Significant Industrial Users (CIUs)	Non-Categorical Significant Industrial Users (SIUs)	Total SIUs
1990	105	23	128
1991	123	22	145
1992	108	22	130
1993	96	22	118
1994	79	23	102
1995	76	22	98
1996	76	20	96
1997	75	18	93
1998	72	16	88
1999	73	15	88
2000	70	16	86
2001	73	18	91
2002	66	20	86
2003	59	19	78
2004	60	21	81
2005	51	19	70
2006	50	20	70
2007	49	25	74
2008	48	24	72
2009	42	33	75
2010	44	38	82
2011	43	37	80
2012	42	35	77

### 3.9 CHANGES IN POINT LOMA SIU INVENTORY – CY2012

<b>Table 3.9-1: Changes in SIU Inventory – 2012</b>					
Facility	Name	Class	Permit	Date	Comments
<b>FACILITIES THAT BECAME SIUs IN 2012</b>			<b>Note: UT; = Extracted Groundwater Permit</b>		
02-1127	UT; ARB Inc	2	01-A	16-Jun-12	Construction dewatering tributary to NCWRP with pretreatment for Mn
09-0996	UT; PAR Electrical Contractors	2	01-A	27-Jan-12	Flow SIU for dewatering associated with relocation of gas/electrical lines. Potential for solvent contamination
09-0996	UT; USS Cal Builders	2	02-A	16-Jul-12	Construction dewatering > 25,000 gpd w/possible contamination

<b>FACILITIES THAT BECAME SIUs IN 2012</b>					<b>Note: UT; = Extracted Groundwater Permit</b>
11-0552	UT; SCS Engineers Inc	2	01-A	06-Mar-12	Dewatering project with 2 discharge areas /connections: contaminated and non-contaminated
11-0554	UT; Burtech Pipeline Inc	2	01-A 02-A	26-Jun-12 04-Dec-12	Construction dewatering w free product: gasoline
02-1096	UT; Orion Construction	3	01-A	24-Sep-12	Construction dewatering > 25,000 gpd
02-1102	UT; Carmel Valley Residence Hotel LLC	3	01-A	03-Feb-12	Construction dewatering > 25,000 gpd
02-1104	UT; TC Construction Inc	3	01-A	27-Jan-12	Construction dewatering > 25,000 gpd
02-1119	UT; Caltrans 11-2t0404 Project ID 1100000446	3	01-A	01-Oct-12	Construction dewatering > 25,000 gpd
07-0182	UT; LH Woods & Sons Inc	3	01-A	25-Oct-12	Construction dewatering > 25,000 gpd
07-0183	UT; TC Construction Inc	3	01-A	10-Dec-12	Construction dewatering > 25,000 gpd
10-0563	UT; URS Corporation	3	01-A	26-Jul-12	Construction dewatering > 25,000 gpd
12-0264	UT; SC Valley Engineering Inc	3	01-A	03-Jan-12	Construction dewatering > 25,000 gpd
33-0054	UT; El Cajon Grading & Engine	3	01-A	01-Jun-12	Construction dewatering > 25,000 gpd
<b>SIU FACILITIES THAT REPORTED A NAME CHANGE IN 2012</b>					
IU #	TO	Class	Permit	Date	FROM
03-0722	Thermal Management Solutions dba Santier	1	06-A	16-Oct-12	Polese Company Inc; also ownership change
08-0008	NAVSUP FLC DSFP San Diego	2	05-B	14-Dec-2011	USN FISC Point Loma Fuel Annex
12-0137	General Dynamics Global Imaging Technologies	1	02-A	27-Feb-12	Axsys Technologies
22-0039	CRH California Water Inc dba Culligan San Diego	3	06-A	21-Jan-12	Culligan Water Company of San Diego Inc; also ownership change
<b>FORMER SIU FACILITIES THAT BECAME NON-SIUs IN 2012</b>					
Facility	Name	Class	Permit	Date	Comments
02-1127	UT; ARB Inc	2	01-A	31-Jul-12	Project phase completed
<b>SIU FACILITIES INACTIVATED IN 2012</b>					
Facility	Name	Class	Permit	Date	Comments
02-1102	UT; Carmel Valley Residence Hotel LLC	3	01-A	30-Aug-12	Dewatering completed
02-1104	UT; TC Construction Inc	3	01-A	25-Jul-12	Project completed
08-0558	Miller Environmental	2	02-A	31-Jul-12	Project completed
08-0573	UT; Wier Construction Corp	2	01-A	13-Jan-12	Project completed
09-0960	UT; HPS Mechanical Inc	3	01-A	25-Jun-12	Phase completed
09-0960	UT; HPS Mechanical Inc	2	01-B	27-Aug-12	Project completed
11-0552	UT; SCS Engineers Inc	2	01-A	14-Aug-12	Project completed
11-0553	UT; Ortiz Corporation	3	01-A	28-Sep-12	Project cancelled
11-0554	UT; Burtech Pipeline	2	01-A	28-Sep-12	Project completed
12-0264	UT; SC Valley Engineering Inc	3	01-A	27-Mar-12	Dewatering completed.
12-0273	UT; Hensel Phelps Construction	2	01-A	16-Ocr-12	Project on hold while pursue NPDES permit
16-0209	Chromalloy San Diego	1	04-A	29-Mar-12	Moved Ops to IU 05-0985
	UT; Western Foundations & Shoring Inc	3	01-A	13-Jun-12	Project completed
32-0020	UT; PAR Electrical Contractors	3	01-C	13-Jan-12	Project completed
33-0054	UT; El Cajon Grading & Engine	3	01-A	28-Sep-12	Project completed

### 3.10 BASELINE MONITORING REPORTS REQUESTED OR RECEIVED IN CY2012

Facility Name	Facility #	BMR Requested	BMR Received
Vanguard Space Technologies Inc	02-1136		18-Sep-12
Chromalloy San Diego	05-0985		26-Jun-12

**3.11**

**DISTRIBUTION OF PERMITS AND INDUSTRIAL FLOW**

The distribution of permitted IUs and industrial flow in gallons per day by industry class and geographical area is presented in Table 3.11-1. The geographical areas are described in Table 3.11-2.

<b>Table 3.11-1 DISTRIBUTION OF PERMITS AND INDUSTRIAL WASTE FLOW BY AREA</b> Metropolitan Industrial Wastewater Control Program – 2012 (shaded fields are calculated)											
Area	Class 1	IW (GPD)	Class 2	IW (GPD)	Class 3	IW (GPD)	BMP	Total Permits	Total GPD	Class 4C	Class 4
01	0	0	0	0	0	0	0	0	0	0	4
02	7	10,600	61	627,392	3	969,396	35	106	1,607,388	1	95
03	5	2,308	25	29,726	5	32,900	70	105	64,934	6	223
04	0	0	5	9,003	1	560	65	71	9,563	0	96
05	3	7,011	22	62,556	4	12,151	121	150	81,718	1	221
06	3	44,865	14	7,291	3	13,250	33	53	65,406	3	77
07	0	0	5	25,417	3	722,577	25	33	747,994	0	20
08	1	42,291	15	151,237	3	9,572	39	58	203,100	3	92
09	0	0	10	333,474	1	73,436	85	96	406,910	0	225
10	0	0	10	13,343	3	175,253	58	71	188,596	0	130
11	4	16,013	23	917,988	8	478,617	10	45	1,412,618	2	100
12	3	576	4	8,334	5	241,450	18	30	250,360	4	65
13	2	22,308	14	25,266	3	10,088	73	92	57,662	0	177
14	0	0	1	345	1	29,187	13	15	29,532	0	12
15	0	0	0	0	0	0	5	5	0	0	13
16	5	34,523	16	53,231	0	0	70	91	87,754	6	168
17	0	0	1	7,200	0	0	5	6	7,200	0	7
18	0	0	4	2,345	0	0	47	51	2,345	1	64
19	0	0	13	43,978	1	3,986	34	48	47,964	2	115
20	4	40,407	8	17,821	0	0	22	34	58,228	3	75
21	2	88	9	9,004	0	0	19	30	9,092	1	103
22	0	0	5	4,519	1	25,000	8	14	29,519	0	23
32	0	0	0	0	0	0	3	3	0	0	9
33	1	37	5	1,586	0	0	3	9	1,623	0	21
34	1	300	3	6,686	0	0	7	11	6,986	2	42
35	0	0	1	49	0	0	0	1	49	0	16
36	1	43,122	0	0	0	0	0	1	43,122	0	2
<b>Total</b>	<b>42</b>	<b>264,449</b>	<b>274</b>	<b>2,357,791</b>	<b>45</b>	<b>2,797,423</b>	<b>868</b>	<b>1,229</b>	<b>5,419,663</b>	<b>35</b>	<b>2195</b>



**Table 3.11-2  
DISCHARGE AREA / AGENCY BY AREA NUMBER**

Area	Description	Area	Description
01	<sup>1</sup> SD: Rancho Bernardo	14	City of Coronado
02	SD: Sorrento Valley & Torrey Pines	15	City of Del Mar
03	SD: Miramar, Mira Mesa, Scripps Ranch	16	City of El Cajon
04	SD: Mission Bay, Pacific Beach, La Jolla	17	City of Imperial Beach
05	SD: Clairemont Mesa	18	City of La Mesa
06	SD: Kearny Mesa	19	City of National City
07	SD: Mission Gorge	20	City of Poway
08	SD: Point Loma, Lindbergh Field	21	Santee/Padre Dam Municipal Water District
09	SD: North Downtown	22	City of Lemon Grove
10	SD: East San Diego	32	<sup>2</sup> SDCSD: Alpine Service Area
11	SD: South Downtown	33	SDCSD: Lakeside Service Area
12	SD: San Ysidro, Otay Mesa	34	SDCSD: Spring Valley Service Area
13	City of Chula Vista	35	SDCSD: Winter Gardens Service Area
		36	SDCSD: East Otay Mesa Service Area District

<sup>1</sup> All flows from the Rancho Bernardo area of San Diego are treated by the Hale Avenue Treatment Plant, owned and operated by the City of Escondido. The remaining areas are tributary to the City's Point Loma Wastewater Treatment Plant. Areas 12, 13, and 36 contribute wastewater flows to both the Point Loma Wastewater Treatment Plant and the South Bay Water Reclamation Plant. Permitted flows in areas 8 and 9 include significant volumes of construction dewatering and groundwater remediation discharges.

<sup>2</sup> Effective July 1, 2011, the five tributary County Sewer Districts designated areas 32 through 36 were consolidated to form the San Diego County Sanitation District (SDCSD). Former separate sewer districts are now managed by the county as service areas. For purposes of work distribution, tracking, and billing, the County asked that the program retain tracking of the 5 service areas separately, therefore the area designations of 32 – 36 have been retained.

### **3.12 PROGRAM INSPECTION AND MONITORING REQUIREMENTS**

When an application for a new permit is received, a site inspection of the discharger's facility and operations is conducted to identify and characterize wastewater flows and pollutants; obtain process information; determine applicable federal pretreatment standards, if any; locate discharge points where limits apply and compliance will be determined; and communicate permit requirements, such as Standard Conditions, General and Specific Prohibitions, and site-specific sampling, analysis, and reporting requirements.

**SIU permits:** After a permit is issued, the Industrial Waste Laboratory sampling crews make periodic unannounced site visits to collect samples of the permittee's discharge over a 24-hour period, using automatic samplers; grab samples are collected to determine compliance with discharge standards for grease and oil, total toxic organics, cyanide, and pH. Samples are collected, preserved, and analyzed in accordance with requirements set forth at 40 CFR Part 136. Analytical results are used to determine compliance status, identify operational and housekeeping problems, and evaluate effectiveness of pretreatment equipment. Annual inspections are performed at all SIU facilities to evaluate on-going process and pretreatment operations and maintenance, identify operational changes requiring a permit amendment, evaluate the need for a slug control plan, and maintain the industry's awareness of Permit requirements. SIUs also have self-monitoring (sampling and analysis) and reporting requirements as conditions of their permits.

**Non-SIU permits:** Permits include local limits or best management practices and semi-annual certification requirements. Sampling and analysis is performed to determine compliance with limits.

### 3.13 IW LABORATORY

In addition to industry monitoring, the city's Industrial Waste Laboratory continues to:

- Conduct quarterly collection system sampling and analysis to provide data for the reevaluation of the Local Limits
- Conduct quarterly sampling and analysis of wastewater from the metropolitan participating agencies to determine their respective sewage-strength contributions for billing purposes
- Conduct monitoring of trucked liquid waste discharges 72 hours/week at Pump Station 1

In 2012, the Industrial Waste Laboratory also continued to analyze wastewater samples from the City of Tijuana, Baja California, Mexico in support of their Pretreatment Program. This project was funded by the USIBWC.

### 3.14 SUMMARY OF ROUTINE SAMPLING AND INSPECTION STATISTICS

During 2012, IWCP personnel conducted 133 scheduled SIU facility inspections, 661 non-SIU Source Control inspections, 11 rainwater diversion inspections, 34 billing surcharge inspections, 55 storm water inspections, and 5 complaint investigations. Industrial Waste Laboratory personnel conducted 1,971 unannounced sampling visits; collected 5,146 industry samples; and performed 17,343 analyses. Inspection and sampling statistics for 2002-2012 are presented in the table below. Industrial users submitted results from 3,127 self-monitoring samples; they also submitted 1,102 self-certifications of compliance.

Action / Year	2002	2003	2004	2005	2006	2007	2008	2009	2010	2011	2012
Scheduled Facility Inspections	1122	1482	1481	1044	770	731	910	823	719	697	794
Unscheduled Sampling Events	1449	1569	1728	1691	1586	2134	2397	2063	2052	2392	1,971
*Program Samples Collected	3345	3885	4370	3962	4562	4401	5876	4948	4935	5555	5,146
IWL Analyses Performed	13,120	13,489	16,791	15,285	15,515	15,983	24,872	17,778	15,786	18,773	17,343
*Self-Monitoring Samples	1228	2670	2739	2547	2973	2865	2854	2875	3238	3237	3127
Self-Certifications	2666	1662	1622	1543	1522	1447	1399	1320	1228	1167	1102

### 3.15 TRUCKED WASTE PERMITS

In 2012, 84 industrial trucked waste generator permits were issued; 29 trucking companies registered with the program to provide hauling services for industrial wastes; and 33 domestic waste hauler permits were issued. Most industrial trucked wastes originate from dewatering of grease trap wastes, ship maintenance and repair, and private treatment system sludge disposal. Domestic wastes originate from portable toilets (construction sites, public events), septage holding tanks, and septic tanks (non-sewered residences). The designated discharge point to the POTW for all hauled wastes is at Pump Station #1 (PS1) on Harbor Drive.

Approximately 38.5 million gallons of domestic and industrial wastes were received at Pump Station #1 from trucked waste haulers in CY2012. A total of 6,905,000 gallons of grease trap water was received after separation of grease, solids, and oils; this volume is decreasing as technology enabling the production of biofuels from grease trap wastes improves. A total of 2,841,300 gallons of sludge was received from other POTWs, water treatment plants, and Indian reservations. All truckloads are logged in at the pump station and monthly billings are prepared by program staff to recover costs of treatment and disposal.

In addition to the hauled liquid wastes received at PS1, approximately 15.8 million gallons of hauled domestic wastes were received by the El Cajon Department of Public Works from haulers authorized by the Program to discharge. The increase from 0.36 MGY in CY2006 to 15.8 MGY in CY2012 at the El Cajon dump site is attributed to the City of San Diego rate increase for hauled domestic wastes effective May 1, 2007, which eliminated the economic benefit of discharging to the City's PS1 dump site and resulted in the diversion of domestic liquid waste loads to the often closer El Cajon alternate site. Since San Diego's rate adjustment on March 1, 2012, the city's domestic hauler rates have been higher than El Cajon's hauler rates by about \$8.00/1000 gallons.

Monthly volumes of trucked wastes received at PS1 during CY2012 are shown in Tables 3.15-1 and 3.15-2.

Table 3.15-1 Trucked Waste Discharges – 2012 Metropolitan Sewerage System: Pump Station #1			
Month	Domestic Waste Discharged in Gallons/month	Industrial Waste Discharged in Gallons/month	Totals
January	1,444,000	1,730,160	3,174,160
February	1,752,400	1,722,640	3,475,040
March	1,342,340	2,925,740	4,268,080
April	1,083,520	2,289,820	3,373,340
May	1,181,620	1,931,660	3,113,280
June	1,257,940	1,862,480	3,120,420
July	1,396,960	1,798,860	3,195,820
August	1,428,960	1,763,360	3,192,320
September	1,159,260	1,470,860	2,630,120
October	1,279,180	1,686,460	2,965,640
November	1,350,500	1,484,100	2,834,600
December	1,363,660	1,864,480	3,228,140
<b>Totals</b>	<b>16,040,340</b>	<b>22,530,620</b>	<b>38,570,960</b>

Table 3.15-2  
 2012 Industrial Waste Discharges by Type (in gallons per month)  
 Metropolitan Sewerage System: Pump Station #1

Month	Grease Trap	Other Industrial	Sludge	Total Industrial
January	568,000	887,060	275,100	1,730,160
February	571,000	1,036,540	115,100	1,722,640
March	630,000	1,983,540	312,200	2,925,740
April	584,000	1,509,820	196,000	2,289,820
May	562,500	1,205,960	163,200	1,931,660
June	632,000	1,046,980	183,500	1,862,480
July	579,000	919,060	293,800	1,791,860
August	584,000	1,008,660	170,700	1,763,360
September	535,000	800,260	135,600	1,470,860
October	618,000	790,360	278,100	1,686,460
November	518,000	688,500	277,600	1,484,100
December	523,500	890,580	440,400	1,854,480
<b>Totals</b>	6,905,000	12,767,320	2,841,300	22,513,620

SIUs currently discharging under a BMR

NAME	FACILITY	BMR_RECVD	REQ
A to Z Metal Finishing	03-0920	20-Jan-1999	Y
AP Precision Metals	12-0144	17-Apr-2001	Y
ATK Space Systems	03-0115	01-Dec-1992	Y
Action Powder Coating LLC	03-0717	21-Sep-1993	Y
Allermed Laboratories Inc	05-0684	13-Nov-1992	Y
Anocote Metal Finishing	03-1017	02-Sep-2004	Y
Chromalloy San Diego	05-0985	08-Dec-2011	Y
		14-Dec-2009	Y
		07-Dec-2011	Y
Coating Services Group LLC	33-0044	24-May-2007	Y
Compucraft Industries Inc	21-0252	07-Sep-2001	Y
Creative Metal Industries	21-0248	22-Aug-2000	Y
Cubic Defense Applications Inc	06-0026	12-Apr-1984	Y
Curtis Technology Inc	02-0505	09-Nov-1992	Y
Doncasters GCE Industries	13-0115	16-May-2002	Y
Emerald Textiles LLC	12-0065	21-Apr-1999	N
GKN Aerospace Chem-tronics Inc	16-0520	03-Dec-1992	Y
Garvin Industries	16-0033	23-Nov-2001	Y
General Dynamics NASSCO	11-0051	03-Dec-1992	Y
Golden State Metal Finishing	34-0070	26-Jan-2005	Y
Hallmark Circuits Inc	20-0043	09-Jun-1997	Y
Hamilton Sundstrand Power Systems	06-0267	23-Oct-1996	Y
Harcon Precision Metals Inc	12-0244	17-Jun-2010	Y
Heinz Frozen Foods	12-0154	30-Aug-2002	N
K-Tube Corporation	20-0122	07-Jan-2006	Y
KC Graphix	11-0334	06-May-1997	Y
Kyocera America Inc	06-0058	12-Nov-1992	Y
L & T Precision Sheet Metal	20-0109	21-Jun-2002	Y
Major Scientific Industries	11-0272	19-Nov-1992	Y
Otay Mesa Energy Center LLC	36-0001	20-Jun-2007	Y
		12-Mar-2007	Y
Pacira Pharmaceuticals Inc	02-0761	05-Apr-1999	Y
	02-0762	26-Jul-2004	Y
		23-Jul-1997	Y
PrimaPharm Inc	02-0439	10-Feb-2010	Y
Quantum Design Inc	02-0485	26-Mar-2004	Y
Rohr Inc dba Goodrich Aerostructures	13-0161	07-May-1984	Y
Southern California Plating Company Inc	11-0024	12-Nov-1992	Y
Spec-Built Systems Inc	12-0202	28-Jun-2005	Y
Suneva Medical Inc	02-0518	02-Sep-2005	Y
TTM Printed Circuit Group Inc	05-0997	22-Feb-1982	Y
The Argen Corporation	02-0582	30-Nov-1992	Y
Thermal Management Solutions dba Santier	03-0722	23-Feb-1994	Y
Triumph Fabrications - San Diego	16-0529	02-Dec-1992	Y
USN;Naval Base Coronado - NASNI	08-0018	30-Nov-1992	Y
Valley Metals	20-0108	19-Nov-1998	Y
Veridiam Inc	16-0348	01-Feb-2000	Y
Vision Systems Inc	16-0343	10-Feb-1994	Y

48 rows selected.

# SIU Facilities: Regulated Parameters by Connection Treatment Plant 1

Report run on: December 31, 2012 9:06 AM

Page 1

Facility	Pmt	Name	Address	Conn	Total IW (gpd)	Parmcode	City freq	Self freq	Cat	Period	Lower Limit	Upper Limit	Units
02-0112	04-A	University of California San Diego	9500 Gilman Dr 0089, La Jolla	100	159,406	COPPER	Q	Q	L	DM		11	mg/L
						PH	Q	Q	L	DM	5	12.5	pH
						PH HIGHEST	Q		L	DM		12.5	pH
				200	5,837	COPPER	Q	Q	L	DM		11	mg/L
						PH	Q	Q	L	DM	5	12.5	pH
						PH HIGHEST	Q		L	DM		12.5	pH
				300	80,321	COPPER	Q	Q	L	DM		11	mg/L
						PH	Q	Q	L	DM	5	12.5	pH
						PH HIGHEST	Q		L	DM		12.5	pH
				400	32,046	COPPER	Q	Q	L	DM		11	mg/L
						PH	Q	Q	L	DM	5	12.5	pH
						PH HIGHEST	Q		L	DM		12.5	pH
				500	2,998	COPPER	Q	Q	L	DM		11	mg/L
						PH	Q	Q	L	DM	5	12.5	pH
						PH HIGHEST	Q		L	DM		12.5	pH
02-0332	04-A	Pall Filtration & Separations Group Inc	4116 Sorrento Valley Bl , San Diego	110	49,651	PH	Q	H	L	DM	5	12.5	pH
02-0439	01-A	PrimaPharm Inc	3443 Tripp Ct , San Diego	100	180	ACETONE:P-O	Q	Q	F	DM		3223	ug/L
									MO		1277	ug/L	
						ETHYL ACET:P-O	Q	Q	F	DM		3223	ug/L
									MO		1277	ug/L	
						ISOP ACETATE:P-O	Q	Q	F	DM		3223	ug/L
									MO		1277	ug/L	
						METHYLE CL:P-O	Q	Q	F	DM		467	ug/L
02-0485	03-A	Quantum Design Inc	6325 Lusk Bl , San Diego	110	10	N-AMYL ACET:P-O	Q	Q	F	DM		3223	ug/L
									MO		1277	ug/L	
						CADMIUM	Q	Q	F	DM		.11	mg/L
									MO		.07	mg/L	
						CHROMIUM	Q	Q	F	DM		2.77	mg/L
									MO		1.71	mg/L	
						COPPER	Q	Q	F	DM		3.38	mg/L
02-0485	03-A	Quantum Design Inc	6325 Lusk Bl , San Diego	110	10	CYANIDE(T)	Q	Q	F	DM		1.2	mg/L
									MO		.65	mg/L	
						LEAD	Q	Q	F	DM		.69	mg/L
									MO		.43	mg/L	
						NICKEL	Q	Q	F	DM		3.98	mg/L
									MO		2.38	mg/L	
						PH	Q	Q	L	DM	5	12.5	pH
SILVER	Q	Q	F	DM		.43	mg/L						
			MO		.24	mg/L							

# SIU Facilities: Regulated Parameters by Connection Treatment Plant 1

Report run on: December 31, 2012 9:06 AM

Page 2

Facility	Pmt	Name	Address	Conn	Total IW (gpd)	Parmcode	City freq	Self freq	Cat	Period	Lower Limit	Upper Limit	Units
02-0485	03-A	Quantum Design Inc	6325 Lusk Bl , San Diego	110	10	TTO(413+433)-P ZINC	A Q	Q Q	F F	DM DM		2130 2.61	ug/L mg/L
02-0505	04-A	Curtis Technology Inc	11391 Sorrento Valley Rd , San Diego	100	3	CADMIUM	Q	Q	F	DM		1.48	mg/L
						CHROMIUM	Q	Q	F	DM		.11	mg/L
						CHROMIUM	Q	Q	F	DM		.07	mg/L
						CHROMIUM	Q	Q	F	DM		2.77	mg/L
						CHROMIUM	Q	Q	F	DM		1.71	mg/L
						COPPER	Q	Q	F	DM		3.38	mg/L
						COPPER	Q	Q	F	DM		2.07	mg/L
						CYANIDE(T)	Q	Q	F	DM		1.2	mg/L
						CYANIDE(T)	Q	Q	F	DM		.65	mg/L
						LEAD	Q	Q	F	DM		.69	mg/L
						LEAD	Q	Q	F	DM		.43	mg/L
						NICKEL	Q	Q	F	DM		3.98	mg/L
						NICKEL	Q	Q	F	DM		2.38	mg/L
						PH	Q	Q	L	DM	5	12.5	pH
						PH HIGHEST	S		L	DM		12.5	pH
						SILVER	Q	Q	F	DM		.43	mg/L
						SILVER	Q	Q	F	DM		.24	mg/L
						TTO(413+433)-P ZINC	A Q	Q Q	F F	DM DM		2130 2.61	ug/L mg/L
						TTO(413+433)-P ZINC	Q	Q	F	DM		1.48	mg/L
02-0518	04-A	Suneva Medical Inc	5870 Pacific Center Bl , San Diego	110	1,700	ACETONE:P-O	Q	Q	F	DM		20700	ug/L
						ACETONE:P-O	Q	Q	F	DM		8200	ug/L
						ETHYL ACET:P-O	Q	Q	F	DM		20700	ug/L
						ETHYL ACET:P-O	Q	Q	F	DM		8200	ug/L
						ISOP ACETATE:P-O	Q	Q	F	DM		20700	ug/L
						ISOP ACETATE:P-O	Q	Q	F	DM		8200	ug/L
						METHYLE CL:P-O	Q	Q	F	DM		3000	ug/L
						METHYLE CL:P-O	Q	Q	F	DM		700	ug/L
						N-AMYL ACET:P-O	Q	Q	F	DM		20700	ug/L
						N-AMYL ACET:P-O	Q	Q	F	DM		8200	ug/L
						PH	Q	Q	L	DM	5	12.5	pH
02-0582	05-A	The Argen Corporation	5855 Oberlin Dr , San Diego	110	214	CADMIUM	Q	Q	F	DM		.32	mg/L
						CADMIUM	Q	Q	F	DM		.14	mg/L
						COPPER	Q	Q	F	DM		1.76	mg/L
						COPPER	Q	Q	F	DM		.93	mg/L
						CYANIDE(T)	Q	Q	F	DM		.27	mg/L
						CYANIDE(T)	Q	Q	F	DM		.11	mg/L
						SILVER	Q	Q	F	DM		.38	mg/L
						SILVER	Q	Q	F	DM		.16	mg/L
02-0761	04-A	Pacira Pharmaceuticals Inc	11011 N Torrey Pines Rd , San Diego	120	4,847	ACETONE:P-O	Q	Q	F	DM		18747	ug/L

# SIU Facilities: Regulated Parameters by Connection Treatment Plant 1

Report run on: December 31, 2012 9:06 AM

Page 3

Facility	Pmt	Name	Address	Conn	Total IW (gpd)	Parmcode	City freq	Self freq	Cat	Period	Lower Limit	Upper Limit	Units
02-0761	04-A	Pacira Pharmaceuticals Inc	11011 N Torrey Pines Rd , San Diego	120	4,847	ACETONE:P-O	Q	Q	F	MO		7426	ug/L
						ETHYL ACET:P-O	Q	Q	F	DM		18747	ug/L
									MO		7426	ug/L	
						ISOP ACETATE:P-O	Q	Q	F	DM		18747	ug/L
									MO		7426	ug/L	
						METHYLE CL:P-O	Q	Q	F	DM		2717	ug/L
									MO		634	ug/L	
02-0762	04-A	Pacira Pharmaceuticals Inc	10450 Science Center Dr , San Diego	110	3,535	N-AMYL ACET:P-O	Q	Q	F	DM		18747	ug/L
									MO		7426	ug/L	
						PH	Q	Q	L	DM	5	12.5	pH
						ACETONE:P-O	Q	Q	F	DM		20700	ug/L
									MO		8200	ug/L	
						ETHYL ACET:P-O	Q	Q	F	DM		20700	ug/L
									MO		8200	ug/L	
02-1096	01-A	UT; Orion Construction	10745 Roselle St , San Diego	100	105,120	ISOP ACETATE:P-O	Q	Q	F	DM		20700	ug/L
									MO		8200	ug/L	
						METHYLE CL:P-O	Q	Q	F	DM		3000	ug/L
									MO		700	ug/L	
						N-AMYL ACET:P-O	Q	Q	F	DM		20700	ug/L
									MO		8200	ug/L	
						PH	Q	Q	L	DM	5	12.5	pH
02-1119	01-A	UT; Caltrans 11-2t0404 Project ID 1100000446	4800 Carroll Canyon Rd , San Diego	100	864,000	PH HIGHEST	N		L	DM		12.5	pH
						FLOW RATE MAX		M	L	DM		73	gpm
03-0115	05-A	ATK Space Systems	9617 Distribution Av , San Diego	410	80	FLOW RATE MAX		M	L	DM		600	gpm
						CADMIUM	Q	Q	F	DM		.11	mg/L
									MO		.07	mg/L	
						CHROMIUM	Q	Q	F	DM		2.77	mg/L
									MO		1.71	mg/L	
						COPPER	Q	Q	F	DM		3.38	mg/L
									MO		2.07	mg/L	
						CYANIDE(T)	Q	Q	F	DM		1.2	mg/L
									MO		.65	mg/L	
						LEAD	Q	Q	F	DM		.69	mg/L
									MO		.43	mg/L	
						NICKEL	Q	Q	F	DM		3.98	mg/L
									MO		2.38	mg/L	
SILVER	Q	Q	F	DM		.43	mg/L						
			MO		.24	mg/L							
TTO(413+433)-P	A	Q	F	DM		2130	ug/L						
ZINC	Q	Q	F	DM		2.61	mg/L						
			MO		1.48	mg/L							



# SIU Facilities: Regulated Parameters by Connection Treatment Plant 1

Report run on: December 31, 2012 9:06 AM

Page 4

Facility	Pmt	Name	Address	Conn	Total IW (gpd)	Parmcode	City freq	Self freq	Cat	Period	Lower Limit	Upper Limit	Units
03-0717	05-A	Action Powder Coating LLC	7949 Stromesa Ct Suite D, San Diego	110	1,213	CADMIUM	Q	Q	F	DM	.11		mg/L
									MO	.07		mg/L	
									DM	2.77		mg/L	
									MO	1.71		mg/L	
									DM	3.38		mg/L	
									MO	2.07		mg/L	
									DM	1.2		mg/L	
									MO	.65		mg/L	
									DM	.69		mg/L	
									MO	.43		mg/L	
									DM	3.98		mg/L	
									MO	2.38		mg/L	
									L	DM	5	12.5	pH
									L	DM		12.5	pH
			F	DM		.43	mg/L						
			MO			.24	mg/L						
			F	DM		2130	ug/L						
			F	DM		2.61	mg/L						
			MO			1.48	mg/L						
03-0722	05-A	Polese Company Inc	10113 Carroll Canyon Rd , San Diego	110	209	CADMIUM	Q	Q	F	DM	.11		mg/L
									MO	.07		mg/L	
									DM	2.74		mg/L	
									MO	1.69		mg/L	
									DM	2.99		mg/L	
									MO	1.73		mg/L	
									DM	1.19		mg/L	
									MO	.64		mg/L	
									DM	71.1		mg/L	
									MO	46.9		mg/L	
									DM	.68		mg/L	
									MO	.43		mg/L	
									F	DM		8.93	mg/L
									MO			3.96	mg/L
			F	DM		2.97	mg/L						
			MO			1.8	mg/L						
			L	DM	5	12.5	pH						
			F	DM		.43	mg/L						
			MO			.24	mg/L						
			F	DM		2109	ug/L						
			F	DM		2.58	mg/L						
			MO			1.47	mg/L						
03-0920	04-A	A to Z Metal Finishing	9352 Cabot Dr , San Diego	110	536	CADMIUM	Q	Q	F	DM	.11		mg/L

# SIU Facilities: Regulated Parameters by Connection Treatment Plant 1

Report run on: December 31, 2012 9:06 AM

Page 5

Facility	Pmt	Name	Address	Conn	Total IW (gpd)	Parmcode	City freq	Self freq	Cat	Period	Lower Limit	Upper Limit	Units
03-0920	04-A	A to Z Metal Finishing	9352 Cabot Dr , San Diego	110	536	CADMIUM	Q	Q	F	MO	.07		mg/L
						CHROMIUM	Q	Q	F	DM	2.77		mg/L
									MO	1.71		mg/L	
						COPPER	Q	Q	F	DM	3.38		mg/L
									MO	2.07		mg/L	
						CYANIDE(T)	Q	Q	F	DM	1.2		mg/L
									MO	.65		mg/L	
						LEAD	Q	Q	F	DM	.69		mg/L
									MO	.43		mg/L	
						NICKEL	Q	Q	F	DM	3.98		mg/L
									MO	2.38		mg/L	
						PH	Q	Q	L	DM	5	12.5	pH
						SILVER	Q	Q	F	DM	.43		mg/L
									MO	.24		mg/L	
TTO(413+433)-P	A	Q	F	DM	2130		ug/L						
ZINC	Q	Q	F	DM	2.61		mg/L						
			MO	1.48		mg/L							
03-1017	02-A	Anocote Metal Finishing	7550 Trade St , San Diego	110	94	CADMIUM	Q	Q	F	DM	.11		mg/L
						CHROMIUM	Q	Q	F	DM	2.77		mg/L
									MO	1.71		mg/L	
						COPPER	Q	Q	F	DM	3.38		mg/L
									MO	2.07		mg/L	
						CYANIDE(T)	Q	Q	F	DM	1.2		mg/L
									MO	.65		mg/L	
						LEAD	Q	Q	F	DM	.69		mg/L
									MO	.43		mg/L	
						NICKEL	Q	Q	F	DM	3.98		mg/L
									MO	2.38		mg/L	
						PH	Q	Q	L	DM	5	12.5	pH
						SILVER	Q	Q	F	DM	.43		mg/L
									MO	.24		mg/L	
TTO(413+433)-P	A	Q	F	DM	2130		ug/L						
ZINC	Q	Q	F	DM	2.61		mg/L						
			MO	1.48		mg/L							
05-0684	04-A	Allermed Laboratories Inc	7203 Convoy Ct , San Diego	130	10	ACETONE:P-O	S	Q	F	DM	20700		ug/L
									MO	8200		ug/L	
						ETHYL ACET:P-O	S	Q	F	DM	20700		ug/L
									MO	8200		ug/L	
						ISOP ACETATE:P-O	S	Q	F	DM	20700		ug/L
									MO	8200		ug/L	
						METHYLE CL:P-O	S	Q	F	DM	3000		ug/L

# SIU Facilities: Regulated Parameters by Connection Treatment Plant 1

Report run on: December 31, 2012 9:06 AM

Page 6

Facility	Pmt	Name	Address	Conn	Total IW (gpd)	Parmcode	City freq	Self freq	Cat	Period	Lower Limit	Upper Limit	Units				
05-0684	04-A	Allermed Laboratories Inc	7203 Convoy Ct , San Diego	130	10	METHYLE CL:P-O	S	Q	F	MO	700		ug/L				
						N-AMYL ACET:P-O	S	Q	F	DM	20700		ug/L				
										MO	8200		ug/L				
							140	10	ACETONE:P-O	S	Q	F	DM	20700		ug/L	
									ETHYL ACET:P-O	S	Q	F	DM	20700		ug/L	
									ISOP ACETATE:P-O	S	Q	F	DM	20700		ug/L	
												MO	8200		ug/L		
												MO	8200		ug/L		
												MO	8200		ug/L		
												MO	8200		ug/L		
												MO	8200		ug/L		
												MO	8200		ug/L		
												MO	8200		ug/L		
												MO	8200		ug/L		
												MO	8200		ug/L		
												MO	8200		ug/L		
				05-0985	03-D	Chromalloy San Diego	7007 Consolidated Wy , San Diego	130	50	CADMIUM	Q	Q	F	DM	.11		mg/L
														MO	.07		mg/L
CHROMIUM	Q	Q	F							DM	2.77		mg/L				
										MO	1.71		mg/L				
COPPER	Q	Q	F							DM	3.38		mg/L				
										MO	2.07		mg/L				
CYANIDE(T)	Q	Q	F							DM	1.2		mg/L				
										MO	.65		mg/L				
LEAD	Q	Q	F							DM	.69		mg/L				
										MO	.43		mg/L				
NICKEL	Q	Q	F							DM	3.98		mg/L				
										MO	2.38		mg/L				
SILVER	Q	Q	F							DM	.43		mg/L				
										MO	.24		mg/L				
								DM	2130		ug/L						
								DM	2.61		mg/L						
05-0997	04-A	TTM Printed Circuit Group Inc	5037 Ruffner St , San Diego	220	6,851	CADMIUM	Q	Q	F	DM	.11		mg/L				
										MO	.07		mg/L				

# SIU Facilities: Regulated Parameters by Connection Treatment Plant 1

Report run on: December 31, 2012 9:06 AM

Page 7

Facility	Pmt	Name	Address	Conn	Total IW (gpd)	Parmcode	City freq	Self freq	Cat	Period	Lower Limit	Upper Limit	Units
05-0997	04-A	TTM Printed Circuit Group Inc	5037 Ruffner St , San Diego	220	6,851	CHROMIUM	Q	Q	F	DM		2.77	mg/L
									MO		1.71	mg/L	
						COPPER	Q	Q	F	DM		3.38	mg/L
									MO		2.07	mg/L	
						LEAD	Q	Q	F	DM		.69	mg/L
									MO		.43	mg/L	
						NICKEL	Q	Q	F	DM		3.98	mg/L
									MO		2.38	mg/L	
						PH	Q	Q	L	DM	5	12.5	pH
						PH HIGHEST	Q		L	DM		12.5	pH
						SILVER	Q	Q	F	DM		.43	mg/L
									MO		.24	mg/L	
						TTO(413+433)-P	A	Q	F	DM		2130	ug/L
						ZINC	Q	Q	F	DM		2.61	mg/L
			MO		1.48	mg/L							
			221	100	CYANIDE(T)	Q	Q	F	DM		1.2	mg/L	
								MO		.65	mg/L		
			222	57	CYANIDE(T)	Q	Q	F	DM		1.2	mg/L	
								MO		.65	mg/L		
05-1019	03-A	USN;Marine Corp Air Station Miramar	45249 Miramar Wy , San Diego	100	19,607	FLOW RATE MAX			L	DM		1111	gpm
						OIL/GREASE	S	H	L	DM		500	mg/L
						PH	S	H	L	DM	5	12.5	pH
05-1081	04-A	UT; Circle K Stores Inc	3861 Governor Dr , San Diego	100	840	BNZ(W/OAGG)	Q	Q	L	DM		50	ug/L
						BTEX	Q	Q	L	DM		750	ug/L
						FLOW RATE MAX			M	L	DM		10
06-0026	05-A	Cubic Defense Applications Inc	9233 Balboa Av , San Diego	150	150	CADMIUM	Q	Q	F	DM		.69	mg/L
									MO		.26	mg/L	
						CHROMIUM	Q	Q	F	DM		2.77	mg/L
									MO		1.71	mg/L	
						COPPER	Q	Q	F	DM		3.38	mg/L
									MO		2.07	mg/L	
						CYANIDE(T)	Q	Q	F	DM		1.2	mg/L
									MO		.65	mg/L	
						LEAD	Q	Q	F	DM		.69	mg/L
									MO		.43	mg/L	
						NICKEL	Q	Q	F	DM		3.98	mg/L
									MO		2.38	mg/L	
						SILVER	Q	Q	F	DM		.43	mg/L
									MO		.24	mg/L	
TTO(413+433)-P	A	Q	F	DM		2130	ug/L						
ZINC	Q	Q	F	DM		2.61	mg/L						
							MO		1.48	mg/L			

# SIU Facilities: Regulated Parameters by Connection Treatment Plant 1

Report run on: December 31, 2012 9:06 AM

Page 8

Facility	Pmt	Name	Address	Conn	Total IW (gpd)	Parmcode	City freq	Self freq	Cat	Period	Lower Limit	Upper Limit	Units
06-0026	05-A	Cubic Defense Applications Inc	9233 Balboa Av , San Diego	160	207	CADMIUM	Q	Q	F	DM	.69		mg/L
									MO	.26	mg/L		
						CHROMIUM	Q	Q	F	DM	2.77		mg/L
									MO	1.71	mg/L		
						COPPER	Q	Q	F	DM	3.38		mg/L
									MO	2.07	mg/L		
						CYANIDE(T)	Q	Q	F	DM	1.2		mg/L
									MO	.65	mg/L		
						LEAD	Q	Q	F	DM	.69		mg/L
									MO	.43	mg/L		
				NICKEL	Q	Q	F	DM	3.98		mg/L		
							MO	2.38	mg/L				
				SILVER	Q	Q	F	DM	.43		mg/L		
							MO	.24	mg/L				
				TTO(413+433)-P	A	Q	F	DM	2130		ug/L		
				ZINC	Q	Q	F	DM	2.61		mg/L		
							MO	1.48	mg/L				
							MO	.69	mg/L				
							MO	.26	mg/L				
							MO	1.71	mg/L				
			MO	3.38	mg/L								
			MO	2.07	mg/L								
			MO	1.2	mg/L								
			MO	.65	mg/L								
			MO	.69	mg/L								
			MO	.43	mg/L								
			MO	3.98	mg/L								
			MO	2.38	mg/L								
			MO	.43	mg/L								
			MO	.24	mg/L								
			MO	2130	ug/L								
			MO	2.61	mg/L								
			MO	1.48	mg/L								
06-0058	05-A	Kyocera America Inc	8611 Balboa Av , San Diego	130	32,590	CADMIUM	Q	H	F	DM	.11		mg/L
									MO	.07	mg/L		
						CHROMIUM	Q	H	F	DM	2.77		mg/L
									MO	1.71	mg/L		
						COPPER	Q	H	F	DM	3.38		mg/L
									MO	2.07	mg/L		
						LEAD	Q	H	F	DM	.69		mg/L
									MO	.43	mg/L		
									MO	.11	mg/L		
									MO	.07	mg/L		

# SIU Facilities: Regulated Parameters by Connection Treatment Plant 1

Report run on: December 31, 2012 9:06 AM

Facility	Pmt	Name	Address	Conn	Total IW (gpd)	Parmcode	City freq	Self freq	Cat	Period	Lower Limit	Upper Limit	Units		
06-0058	05-A	Kyocera America Inc	8611 Balboa Av , San Diego	130	32,590	NICKEL	Q	H	F	DM		3.98	mg/L		
									MO		2.38	mg/L			
						PH	Q	H	L	DM	5	12.5	pH		
						PH HIGHEST	Q		L	DM		12.5	pH		
						SILVER	Q	H	F	DM		.43	mg/L		
									MO			.24	mg/L		
						TTO(413+433)-P	A	H	F	DM		2130	ug/L		
						ZINC	Q	H	F	DM		2.61	mg/L		
									MO			1.48	mg/L		
						131	7,716	CYANIDE(A)	Q	H	F	DM		.86	mg/L
											MO		.32	mg/L	
						140	10,000	CADMIUM	Q	H	F	DM		.11	mg/L
											MO		.07	mg/L	
								CHROMIUM	Q	H	F	DM		2.77	mg/L
											MO		1.71	mg/L	
								COPPER	Q	H	F	DM		3.38	mg/L
											MO		2.07	mg/L	
								LEAD	Q	H	F	DM		.69	mg/L
											MO		.43	mg/L	
								NICKEL	Q	H	F	DM		3.98	mg/L
					MO		2.38	mg/L							
		PH	Q	H	L	DM	5	12.5	pH						
		PH HIGHEST	Q		L	DM		12.5	pH						
		SILVER	Q	H	F	DM		.43	mg/L						
					MO		.24	mg/L							
		TTO(413+433)-P	A	H	F	DM		2130	ug/L						
		ZINC	Q	H	F	DM		2.61	mg/L						
					MO		1.48	mg/L							
06-0267	05-A	Hamilton Sundstrand Power Systems	4400 Ruffin Rd , San Diego	110	915	CADMIUM	Q	Q	F	DM		.11	mg/L		
									MO		.07	mg/L			
						CHROMIUM	Q	Q	F	DM		2.77	mg/L		
									MO		1.71	mg/L			
						COPPER	Q	Q	F	DM		3.38	mg/L		
									MO		2.07	mg/L			
						CYANIDE(T)	Q	Q	F	DM		1.2	mg/L		
									MO		.65	mg/L			
						LEAD	Q	Q	F	DM		.69	mg/L		
									MO		.43	mg/L			
						NICKEL	Q	Q	F	DM		3.98	mg/L		
											MO		2.38	mg/L	
		PH	Q	Q	L	DM	5	12.5	pH						
		SILVER	Q	Q	F	DM		.43	mg/L						

# SIU Facilities: Regulated Parameters by Connection Treatment Plant 1

Report run on: December 31, 2012 9:06 AM

Page 10

Facility	Pmt	Name	Address	Conn	Total IW (gpd)	Parmcode	City freq	Self freq	Cat	Period	Lower Limit	Upper Limit	Units
06-0267	05-A	Hamilton Sundstrand Power Systems	4400 Ruffin Rd , San Diego	110	915	SILVER	Q	Q	F	MO	.24		mg/L
						TTO(413+433)-P	A	Q	F	DM	2130		ug/L
						ZINC	Q	Q	F	DM	2.61		mg/L
07-0171	04-A	UT; Thrifty Oil Company # 419	8787 Lake Murray Bl , San Diego	100	1,400	BNZ(W/OAGG)	H	H	L	DM			mg/L
						BTEX	H	H	L	DM	50		ug/L
						FLOW MAX		M	L	DM	1400		gpd
						FLOW RATE MAX		M	L	DM	10		gpm
						FLOW RATE MAX		M	L	DM	100		gpm
07-0182	01-A	UT; LH Woods & Sons Inc	6370 Lakeshore Dr , San Diego	100	144,000	FLOW RATE MAX		M	L	DM	400		gpm
07-0183	01-A	UT; TC Construction	5786 Adobe Falls Rd , San Diego	100	576,000	FLOW RATE MAX		M	L	DM	250		gpm
08-0008	05-B	UT; USN FISC Point Loma Fuel Annex	199 Rosecrans St , San Diego	210	75,000	FLOWIMP MAX DRY		M	L	DM	125		gpm
						FLOWIMP MAX WET		M	L	DM	500		mg/L
						PETROLEUM HC	H		L	DM	500		mg/L
08-0018	04-A	USN;Naval Base Coronado - NASNI	678 McCain Bl , San Diego	100	42,291	OIL/GREASE	Q	Q	L	DM	500		mg/L
						PH	Q	Q	L	DM	5	12.5	pH
						CADMIUM	Q	M	F	DM	.11		mg/L
											.07		mg/L
						CHROMIUM	Q	M	F	DM	2.75		mg/L
											1.7		mg/L
						COPPER	Q	M	F	DM	3.36		mg/L
											2.06		mg/L
						LEAD	Q	M	F	DM	.69		mg/L
											.43		mg/L
						NICKEL	Q	M	F	DM	3.96		mg/L
											2.37		mg/L
						SILVER	Q	M	F	DM	.43		mg/L
											.24		mg/L
						TTO(413+433)-P	A	M	F	DM	2118		ug/L
						ZINC	Q	M	F	DM	2.6		mg/L
						CYANIDE(A)	Q	M	F	DM	.86		mg/L
											.32		mg/L
						CADMIUM	Q	Q	F	DM	.69		mg/L
											.26		mg/L
						CHROMIUM	Q	Q	F	DM	2.77		mg/L
											1.71		mg/L
						COPPER	Q	Q	F	DM	3.38		mg/L
2.07		mg/L											
CYANIDE(T)	Q	Q	F	DM	1.2		mg/L						
					.65		mg/L						
LEAD	Q	Q	F	DM	.69		mg/L						

# SIU Facilities: Regulated Parameters by Connection Treatment Plant 1

Report run on: December 31, 2012 9:06 AM

Page 11

Facility	Pmt	Name	Address	Conn	Total IW (gpd)	Parmcode	City freq	Self freq	Cat	Period	Lower Limit	Upper Limit	Units		
08-0018	04-A	USN;Naval Base Coronado - NASNI	678 McCain Bl , San Diego	140	15	LEAD	Q	Q	F	MO	.43		mg/L		
						NICKEL	Q	Q	F	DM	3.98		mg/L		
									MO	2.38		mg/L			
						SILVER	Q	Q	F	DM	.43		mg/L		
									MO	.24		mg/L			
						TTO(413+433)-P	A	Q	F	DM	2130		ug/L		
						ZINC	Q	Q	F	DM	2.61		mg/L		
									MO	1.48		mg/L			
						150	27,203	CADMIUM	Q	M	F	DM	.11		mg/L
											MO	.07		mg/L	
								CHROMIUM	Q	M	F	DM	2.77		mg/L
											MO	1.71		mg/L	
								COPPER	Q	M	F	DM	3.38		mg/L
											MO	2.07		mg/L	
								CYANIDE(T)	Q	M	F	DM	1.2		mg/L
									MO	.65		mg/L			
				LEAD	Q			M	F	DM	.69		mg/L		
									MO	.43		mg/L			
				NICKEL	Q			M	F	DM	3.98		mg/L		
									MO	2.38		mg/L			
				SILVER	Q			M	F	DM	.43		mg/L		
									MO	.24		mg/L			
				TTO(413+433)-P	A			M	F	DM	2130		ug/L		
				ZINC	Q	M	F	DM	2.61		mg/L				
							MO	1.48		mg/L					
				160	55	CADMIUM	Q	Q	F	DM	.69		mg/L		
									MO	.26		mg/L			
						CHROMIUM	Q	Q	F	DM	2.77		mg/L		
									MO	1.71		mg/L			
						COPPER	Q	Q	F	DM	3.38		mg/L		
			MO			2.07		mg/L							
CYANIDE(T)	Q	Q	F			DM	1.2		mg/L						
			MO			.65		mg/L							
LEAD	Q	Q	F			DM	.69		mg/L						
			MO			.43		mg/L							
NICKEL	Q	Q	F			DM	3.98		mg/L						
			MO			2.38		mg/L							
SILVER	Q	Q	F			DM	.43		mg/L						
			MO			.24		mg/L							
TTO(413+433)-P	A	Q	F			DM	2130		ug/L						
ZINC	Q	Q	F	DM	2.61		mg/L								
			MO	1.48		mg/L									



# SIU Facilities: Regulated Parameters by Connection Treatment Plant 1

Report run on: December 31, 2012 9:06 AM

Page 12

Facility	Pmt	Name	Address	Conn	Total IW (gpd)	Parmcode	City freq	Self freq	Cat	Period	Lower Limit	Upper Limit	Units	
08-0018	04-A	USN;Naval Base Coronado - NASNI	678 McCain Bl , San Diego	180	2	CADMIUM	Q	Q	F	DM	.11		mg/L	
									MO	.07		mg/L		
									DM	2.77		mg/L		
									MO	1.71		mg/L		
									DM	3.38		mg/L		
									MO	2.07		mg/L		
									DM	1.2		mg/L		
									MO	.65		mg/L		
									DM	.69		mg/L		
							MO	.43		mg/L				
							DM	3.98		mg/L				
							MO	2.38		mg/L				
							DM	.43		mg/L				
							MO	.24		mg/L				
							DM	2130		ug/L				
							DM	2.61		mg/L				
							MO	1.48		mg/L				
							190	2,049	CADMIUM	Q	Q	F	DM	.69
									MO	.26		mg/L		
									DM	2.77		mg/L		
									MO	1.71		mg/L		
									DM	3.38		mg/L		
									MO	2.07		mg/L		
									DM	1.2		mg/L		
									MO	.65		mg/L		
									DM	.69		mg/L		
									MO	.43		mg/L		
									DM	3.98		mg/L		
									MO	2.38		mg/L		
									DM	.43		mg/L		
									MO	.24		mg/L		
									DM	2130		ug/L		
									DM	2.61		mg/L		
									MO	1.48		mg/L		
09-0001	04-A	AlSCO Inc	705 W Grape St , San Diego	799	1	BNZ(W/OAGG)	Q	M	L	DM		500	ug/L	
				100	73,436	COPPER	Q	H	L	DM		11		mg/L
						OIL/GREASE	Q	H	L	DM		588		mg/L
						PH	Q	H	L	DM	5	12.5		pH
						ZINC	Q	H	L	DM		24		mg/L
09-0966	02-A	UT; USS Cal Builders	1040 N Harbor Dr , San Diego	100	288,000	4CLETHE	H	M	L	DM		700	ug/L	
						BNZ(W/OAGG)	H	M	L	DM		50		ug/L
						BTEX	H	M	L	DM		750		ug/L

# SIU Facilities: Regulated Parameters by Connection Treatment Plant 1

Report run on: December 31, 2012 9:06 AM

Page 13

Facility	Pmt	Name	Address	Conn	Total IW (gpd)	Parmcode	City freq	Self freq	Cat	Period	Lower Limit	Upper Limit	Units
09-0966	02-A	UT; USS Cal Builders	1040 N Harbor Dr , San Diego	100	288,000	FLOW RATE MAX		M	L	DM		200	gpm
10-0018	04-A	Coca-Cola Bottling Company of Southern California	1348 47th St , San Diego	120	56,022	PH	Q	H	L	DM	5	12.5	pH
						PH HIGHEST	Q		L	DM		12.5	pH
10-0563	01-A	UT; URS Corporation	1050 32nd St , San Diego	100	115,200	FLOW RATE MAX		M	L	DM		120	gpm
11-0016	04-B	USN;Naval Base San Diego	32nd St @ Harbor Dr , San Diego	820	0	FLOW R MAX RESTR		S	L	DM		350	gpm
						FLOWIMP MAX DRY		S	L	DM		750	gpm
						FLOWIMP MAX WET		S	L	DM		750	gpm
				830	50,940	OIL/GREASE	Q		L	DM		500	mg/L
						PH	M		L	DM	5	12.5	pH
				850	50,940	CADMIUM	Q	Q	L	DM		1	mg/L
						CHROMIUM	Q	Q	L	DM		5	mg/L
						COPPER	Q	Q	L	DM		11	mg/L
						LEAD	Q	Q	L	DM		5	mg/L
						NICKEL	Q	Q	L	DM		13	mg/L
						ZINC	Q	Q	L	DM		24	mg/L
11-0024	05-A	Southern California Plating Company Inc	3261 National Av , San Diego	110	1,292	CADMIUM	Q	Q	F	DM		.11	mg/L
										MO		.07	mg/L
						CHROMIUM	Q	Q	F	DM		2.77	mg/L
										MO		1.71	mg/L
						COPPER	Q	Q	F	DM		3.38	mg/L
										MO		2.07	mg/L
						CYANIDE(T)	Q	Q	F	DM		1.2	mg/L
										MO		.65	mg/L
						LEAD	Q	Q	F	DM		.69	mg/L
										MO		.43	mg/L
						NICKEL	Q	Q	F	DM		3.98	mg/L
										MO		2.38	mg/L
						PH	Q	Q	L	DM	5	12.5	pH
						PH HIGHEST	Q		L	DM		12.5	pH
						SILVER	Q	Q	F	DM		.43	mg/L
										MO		.24	mg/L
						TTO(413+433)-P	A	Q	F	DM		2130	ug/L
						ZINC	Q	Q	F	DM		2.61	mg/L
										MO		1.48	mg/L
11-0032	04-B	Angelica Textile Services	3939 Market St , San Diego	110	49,366	OIL/GREASE	Q	H	L	DM		500	mg/L
						PH	Q	H	L	DM	5	12.5	pH
						PH HIGHEST	Q		L	DM		12.5	pH
						ZINC	Q	H	L	DM		24	mg/L
11-0051	05-A	General Dynamics NASSCO	2798 Harbor Dr , San Diego	200	3,396	CADMIUM	Q	Q	L	DM		1	mg/L
						CHROMIUM	Q	Q	L	DM		5	mg/L
						COPPER	Q	Q	L	DM		11	mg/L
						LEAD	Q	Q	L	DM		5	mg/L

# SIU Facilities: Regulated Parameters by Connection Treatment Plant 1

Report run on: December 31, 2012 9:06 AM

Page 14

Facility	Pmt	Name	Address	Conn	Total IW (gpd)	Parmcode	City freq	Self freq	Cat	Period	Lower Limit	Upper Limit	Units		
11-0051	05-A	General Dynamics NASSCO	2798 Harbor Dr , San Diego	200	3,396	NICKEL	Q	Q	L	DM		13	mg/L		
						OIL/GREASE	Q	Q	L	DM		500	mg/L		
						PH	Q	Q	L	DM	5	12.5	pH		
						ZINC	Q	Q	L	DM		24	mg/L		
				300	7,391	OIL/GREASE	Q	Q	L	DM		500	mg/L		
						PH	Q	Q	L	DM	5	12.5	pH		
						310	7,391	CADMIUM	Q	Q	F	DM		.11	mg/L
											MO		.07	mg/L	
						CHROMIUM	Q	Q	F	DM		2.77	mg/L		
									MO		1.71	mg/L			
						COPPER	Q	Q	F	DM		3.38	mg/L		
									MO		2.07	mg/L			
						CYANIDE(T)	Q	Q	F	DM		1.2	mg/L		
									MO		.65	mg/L			
						LEAD	Q	Q	F	DM		.69	mg/L		
									MO		.43	mg/L			
						NICKEL	Q	Q	F	DM		3.98	mg/L		
									MO		2.38	mg/L			
						SILVER	Q	Q	F	DM		.43	mg/L		
									MO		.24	mg/L			
		TTO(413+433)-P	A	Q	F	DM		2130	ug/L						
		ZINC	Q	Q	F	DM		2.61	mg/L						
					MO		1.48	mg/L							
11-0189	05-A	Cintas Corporation	675 32nd St , San Diego	600	3,876	FLOWIMP MAX DRY			L	DM		750	gpm		
						FLOWIMP MAX WET			L	DM		500	gpm		
						OIL/GREASE	Q	Q	L	DM		500	mg/L		
						PH	Q	Q	L	DM	5	12.5	pH		
				110	26,589	CADMIUM	Q	Q	L	DM		1	mg/L		
						CHROMIUM	Q	Q	L	DM		5	mg/L		
						COPPER	Q	Q	L	DM		11	mg/L		
						LEAD	Q	Q	L	DM		5	mg/L		
						NICKEL	Q	Q	L	DM		13	mg/L		
						OIL/GREASE	Q	Q	L	DM		500	mg/L		
PH	Q	Q	L			DM	5	12.5	pH						
ZINC	Q	Q	L			DM		24	mg/L						
11-0272	04-A	Major Scientific Industries	3557 Dalbergia St , San Diego	110	8	CADMIUM	Q	Q	F	DM		.11	mg/L		
									MO		.07	mg/L			
						CHROMIUM	Q	Q	F	DM		2.77	mg/L		
									MO		1.71	mg/L			
						COPPER	Q	Q	F	DM		3.38	mg/L		
					MO		2.07	mg/L							
		CYANIDE(T)	Q	Q	F	DM		1.2	mg/L						

# SIU Facilities: Regulated Parameters by Connection Treatment Plant 1

Report run on: December 31, 2012 9:06 AM

Page 15

Facility	Pmt	Name	Address	Conn	Total IW (gpd)	Parmcode	City freq	Self freq	Cat	Period	Lower Limit	Upper Limit	Units
11-0272	04-A	Major Scientific Industries	3557 Dalbergia St , San Diego	110	8	CYANIDE(T)	Q	Q	F	MO	.65		mg/L
						LEAD	Q	Q	F	DM	.69		mg/L
										MO	.43		mg/L
						NICKEL	Q	Q	F	DM	3.98		mg/L
										MO	2.38		mg/L
						SILVER	Q	Q	F	DM	.43		mg/L
										MO	.24		mg/L
						TTO(413+433)-P	A	Q	F	DM	2130		ug/L
						ZINC	Q	Q	F	DM	2.61		mg/L
										MO	1.48		mg/L
11-0334	06-A	KC Graphix	3754 Main St Suite A, San Diego	110	50	CADMIUM	Q	Q	F	DM	.69		mg/L
										MO	.26		mg/L
						CHROMIUM	Q	Q	F	DM	2.77		mg/L
										MO	1.71		mg/L
						COPPER	Q	Q	F	DM	3.38		mg/L
										MO	2.07		mg/L
						CYANIDE(T)	Q	Q	F	DM	1.2		mg/L
										MO	.65		mg/L
						LEAD	Q	Q	F	DM	.69		mg/L
										MO	.43		mg/L
								DM	3.98		mg/L		
								MO	2.38		mg/L		
								F	DM	.43		mg/L	
								MO	.24		mg/L		
						A	Q	F	DM	2130		ug/L	
						Q	Q	F	DM	2.61		mg/L	
									MO	1.48		mg/L	
11-0398	05-A	Unifirst Corporation	4041 Market St , San Diego	110	26,194	CADMIUM	Q	Q	L	DM	1		mg/L
						CHROMIUM	Q	Q	L	DM	5		mg/L
						COPPER	Q	Q	L	DM	11		mg/L
						LEAD	Q	Q	L	DM	5		mg/L
						NICKEL	Q	Q	L	DM	13		mg/L
						OIL/GREASE	Q	Q	L	DM	500		mg/L
						PH	Q	Q	L	DM	5	12.5	pH
						PH HIGHEST	A		L	DM		12.5	pH
						ZINC	Q	Q	L	DM		24	mg/L
11-0444	04-A	CP Kelco	2025 E Harbor Dr , San Diego	430	99,490	PH	W	M	L	DM	5	12.5	pH
						PH HIGHEST	Q		L	DM		12.5	pH
						SULFIDE DISSOLVD	M		L	DM		1	mg/L
				800	573,767	PH	W	M	L	DM	5	12.5	pH
						PH HIGHEST	H		L	DM		12.5	pH
						SULFIDE DISSOLVD	M		L	DM		1	mg/L

# SIU Facilities: Regulated Parameters by Connection Treatment Plant 1

Report run on: December 31, 2012 9:06 AM

Page 16

Facility	Pmt	Name	Address	Conn	Total IW (gpd)	Parmcode	City freq	Self freq	Cat	Period	Lower Limit	Upper Limit	Units
11-0526	03-A	UT; Thrifty Oil Company # 096	2502 Imperial Av , San Diego	100	1,120	BNZ(W/OAGG)	H	H	L	DM		50	ug/L
						BTEX	H	H	L	DM		750	ug/L
						FLOW RATE MAX		M	L	DM		20	gpm
11-0534	02-A	UT; City of San Diego - Storm Water Dept	111 W Harbor Dr , San Diego	100	217,721	FLOW RATE MAX		M	L	DM		500	gpm
						FLOW RATE MAX		M	L	DM		500	gpm
11-0539	02-A	UT; G & M Oil Company	3774 Main St , San Diego	100	1,906	BNZ(W/OAGG)	H	H	L	DM		50	ug/L
						BTEX	H	H	L	DM		750	ug/L
						FLOW RATE MAX		M	L	DM		15	gpm
11-0554	02-A	UT; Burtech Pipeline Inc	Harbor Dr , San Diego	100	144,000	3CLETHE	M	M	L	DM		500	ug/L
						4CLETHE	M	M	L	DM		700	ug/L
						BNZ(W/OAGG)	M	M	L	DM		50	ug/L
						BTEX	M	M	L	DM		750	ug/L
						FLOW RATE MAX		M	L	DM		100	gpm
						PETROLEUM HC	M	M	L	DM		500	mg/L
						TPH		M	L	DM		500	mg/L
						OIL/GREASE	H	H	L	DM		500	mg/L
12-0038	04-A	RJ Donovan Correctional Facility 480	Alta Rd , San Diego	100	50,028	PH	H	H	L	DM	5	12.5	pH
						PH	H	H	L	DM	5	12.5	pH
12-0065	03-C	Emerald Textiles LLC	1725 Dornoch Ct , San Diego	110	67,678	OIL/GREASE	Q	Q	L	DM		500	mg/L
						PH	Q	Q	L	DM	5	12.5	pH
12-0144	03-A	AP Precision Metals	1215 30th St , San Diego	110	264	CADMIUM	Q	Q	F	DM		.11	mg/L
									MO		.07	mg/L	
						CHROMIUM	Q	Q	F	DM		2.77	mg/L
									MO		1.71	mg/L	
						COPPER	Q	Q	F	DM		3.38	mg/L
									MO		2.07	mg/L	
						CYANIDE(T)	Q	Q	F	DM		1.2	mg/L
									MO		.65	mg/L	
						LEAD	Q	Q	F	DM		.69	mg/L
									MO		.43	mg/L	
						NICKEL	Q	Q	F	DM		3.98	mg/L
									MO		2.38	mg/L	
						PH	Q	Q	L	DM	5	12.5	pH
						SILVER	Q	Q	F	DM		.43	mg/L
			MO		.24	mg/L							
12-0154	03-A	Heinz Frozen Foods	7878 Airway Rd , San Diego	110	62,361	CHROMIUM	Q	Q	L	DM		5	mg/L
						OIL/GREASE	M	M	L	DM		500	mg/L
						PH	M	M	L	DM	5	12.5	pH
						PH HIGHEST	N		L	DM		12.5	pH
						TEMP	M	M	F	DM		65.5	DegC
									MO		1.48	mg/L	

# SIU Facilities: Regulated Parameters by Connection Treatment Plant 1

Report run on: December 31, 2012 9:06 AM

Page 17

Facility	Pmt	Name	Address	Conn	Total IW (gpd)	Parmcode	City freq	Self freq	Cat	Period	Lower Limit	Upper Limit	Units
12-0202	02-A	Spec-Built Systems Inc	2150 Michael Faraday Dr , San Diego	110	26	CADMIUM	S	Q	F	DM	.11		mg/L
									MO	.07		mg/L	
									DM	2.77		mg/L	
									MO	1.71		mg/L	
									DM	3.38		mg/L	
									MO	2.07		mg/L	
									DM	1.2		mg/L	
									MO	.65		mg/L	
									DM	.69		mg/L	
									MO	.43		mg/L	
									DM	3.98		mg/L	
									MO	2.38		mg/L	
									DM	5	12.5	pH	
									DM	.43		mg/L	
			MO	.24		mg/L							
			DM	2130		ug/L							
			DM	2.61		mg/L							
			MO	1.48		mg/L							
12-0220	02-A	Circle Foods LLC	8411 Siempre Viva Rd , San Diego	110	59,574	OIL/GREASE	M	M	L	DM	500		mg/L
									DM	5	12.5	pH	
									DM	12.5		pH	
									DM	65.5		DegC	
12-0244	01-C	Harcon Precision Metals Inc	1790 Dornoch Ct , San Diego	110	286	CADMIUM	S	S	F	DM	.11		mg/L
									MO	.07		mg/L	
									DM	2.77		mg/L	
									MO	1.71		mg/L	
									DM	3.38		mg/L	
									MO	2.07		mg/L	
									DM	1.2		mg/L	
									MO	.65		mg/L	
									DM	.69		mg/L	
									MO	.43		mg/L	
									DM	3.98		mg/L	
									MO	2.38		mg/L	
									DM	5	12.5	pH	
									DM	12.5		pH	
			DM	.43		mg/L							
			MO	.24		mg/L							
			DM	2130		ug/L							
			DM	2.61		mg/L							
			MO	1.48		mg/L							
13-0115	04-B	Doncasters GCE Industries	1891 Nirvana Av , Chula Vista	330	93	CADMIUM	Q	Q	F	DM	.11		mg/L

# SIU Facilities: Regulated Parameters by Connection Treatment Plant 1

Report run on: December 31, 2012 9:06 AM

Page 18

Facility	Pmt	Name	Address	Conn	Total IW (gpd)	Parmcode	City freq	Self freq	Cat	Period	Lower Limit	Upper Limit	Units				
13-0115	04-B	Doncasters GCE Industries	1891 Nirvana Av , Chula Vista	330	93	CADMIUM	Q	Q	F	MO	.07		mg/L				
						CHROMIUM	Q	Q	F	DM	2.77		mg/L				
									MO	1.71		mg/L					
						COPPER	Q	Q	F	DM	3.38		mg/L				
									MO	2.07		mg/L					
						CYANIDE(T)	Q	Q	F	DM	1.2		mg/L				
									MO	.65		mg/L					
						LEAD	Q	Q	F	DM	.69		mg/L				
									MO	.43		mg/L					
						NICKEL	Q	Q	F	DM	3.98		mg/L				
									MO	2.38		mg/L					
						PH	Q	Q	L	DM	5	12.5	pH				
				PH HIGHEST	S		L	DM		12.5	pH						
				SILVER	Q	Q	F	DM	.43		mg/L						
							MO	.24		mg/L							
				TTO(413+433)-P	A	Q	F	DM	2130		ug/L						
				ZINC	Q	Q	F	DM	2.61		mg/L						
							MO	1.48		mg/L							
				410				410	784	CADMIUM	Q	Q	F	DM	.11		mg/L
													MO	.07		mg/L	
										CHROMIUM	Q	Q	F	DM	2.77		mg/L
													MO	1.71		mg/L	
										COPPER	Q	Q	F	DM	3.38		mg/L
													MO	2.07		mg/L	
CYANIDE(T)	Q	Q	F							DM	1.2		mg/L				
			MO							.65		mg/L					
LEAD	Q	Q	F							DM	.69		mg/L				
			MO							.43		mg/L					
NICKEL	Q	Q	F							DM	3.98		mg/L				
			MO							2.38		mg/L					
PH	Q	Q	L	DM	5	12.5	pH										
PH HIGHEST	S		L	DM		12.5	pH										
SILVER	Q	Q	F	DM	.43		mg/L										
			MO	.24		mg/L											
TTO(413+433)-P	A	Q	F	DM	2130		ug/L										
ZINC	Q	Q	F	DM	2.61		mg/L										
			MO	1.48		mg/L											
13-0161	04-A	Rohr Inc dba Goodrich Aerostructures	850 Lagoon Dr , Chula Vista	210	5,240	CADMIUM	Q	Q	F	DM	.03		mg/L				
									MO	.02		mg/L					
						CHROMIUM	Q	Q	F	DM	.8		mg/L				
									MO	.49		mg/L					
						COPPER	Q	Q	F	DM	.98		mg/L				

# SIU Facilities: Regulated Parameters by Connection Treatment Plant 1

Report run on: December 31, 2012 9:06 AM

Page 19

Facility	Pmt	Name	Address	Conn	Total IW (gpd)	Parmcode	City freq	Self freq	Cat	Period	Lower Limit	Upper Limit	Units	
13-0161	04-A	Rohr Inc dba Goodrich Aerostructures	850 Lagoon Dr , Chula Vista	210	5,240	COPPER	Q	Q	F	MO		.6	mg/L	
						CYANIDE(T)	Q	Q	F	DM		.35	mg/L	
										MO		.19	mg/L	
						LEAD	Q	Q	F	DM		.2	mg/L	
										MO		.12	mg/L	
						NICKEL	Q	Q	F	DM		1.15	mg/L	
										MO		.69	mg/L	
						PH	Q	Q	L	DM	5	12.5	pH	
						PH HIGHEST	A		L	DM		12.5	pH	
						SILVER	Q	Q	F	DM		.12	mg/L	
								MO		.07	mg/L			
				TTO(413+433)-P	A	Q	F	DM		616	ug/L			
				ZINC	Q	Q	F	DM		.76	mg/L			
								MO		.43	mg/L			
					250	16,130	CADMIUM	Q	Q	F	DM		.11	mg/L
								MO		.07	mg/L			
							CHROMIUM	Q	Q	F	DM		2.77	mg/L
								MO		1.71	mg/L			
							COPPER	Q	Q	F	DM		3.38	mg/L
								MO		2.07	mg/L			
			CYANIDE(T)	Q	Q	F	DM		1.2	mg/L				
				MO		.65	mg/L							
			LEAD	Q	Q	F	DM		.69	mg/L				
				MO		.43	mg/L							
			NICKEL	Q	Q	F	DM		3.98	mg/L				
				MO		2.38	mg/L							
			PH	Q	Q	L	DM	5	12.5	pH				
			PH HIGHEST	A		L	DM		12.5	pH				
			SILVER	Q	Q	F	DM		.43	mg/L				
				MO		.24	mg/L							
			TTO(413+433)-P	A	Q	F	DM		2130	ug/L				
			ZINC	Q	Q	F	DM		2.61	mg/L				
						MO		1.48	mg/L					
13-0303	04-A	UT; World Oil Marketing Company	685 H St , Chula Vista	100	2,000	BNZ(W/OAGG)	H	H	L	DM		50	ug/L	
						BTEX	H	H	L	DM		750	ug/L	
						FLOW RATE MAX		M	L	DM		10	gpm	
13-0454	03-A	UT; Innovative Environmental Solutions	1330 3rd Av , Chula Vista	100	106	BNZ(W/OAGG)	Q	Q	L	DM		50	ug/L	
						BTEX	Q	Q	L	DM		750	ug/L	
						FLOW RATE MAX		M	L	DM		20	gpm	
13-0466	02-A	UT; Ami Adini & Associates Inc	77 Broadway , Chula Vista	100	900	BNZ(W/OAGG)	Q	H	L	DM		50	ug/L	
						BTEX	Q	H	L	DM		750	ug/L	
						FLOW RATE MAX		M	L	DM		10	gpm	



# SIU Facilities: Regulated Parameters by Connection Treatment Plant 1

Report run on: December 31, 2012 9:06 AM

Page 20

Facility	Pmt	Name	Address	Conn	Total IW (gpd)	Parmcode	City freq	Self freq	Cat	Period	Lower Limit	Upper Limit	Units
14-0034	04-A	Hotel Del Coronado	1500 Orange Av , Coronado	110	29,187	OIL/GREASE	Q	Q	L	DM		500	mg/L
						PH	Q	Q	L	DM	5	12.5	pH
						PH HIGHEST	Q		L	DM		12.5	pH
16-0033	04-A	Garvin Industries	316 Millar Av , El Cajon	110	65	CADMIUM	Q	Q	F	DM		.11	mg/L
									MO		.07	mg/L	
						CHROMIUM	Q	Q	F	DM		2.77	mg/L
									MO		1.71	mg/L	
						COPPER	Q	Q	F	DM		3.38	mg/L
									MO		2.07	mg/L	
						CYANIDE(T)	Q	Q	F	DM		1.2	mg/L
									MO		.65	mg/L	
						LEAD	Q	Q	F	DM		.69	mg/L
									MO		.43	mg/L	
						NICKEL	Q	Q	F	DM		3.98	mg/L
									MO		2.38	mg/L	
						PH	Q	Q	L	DM	5	12.5	pH
SILVER	Q	Q	F	DM		.43	mg/L						
			MO		.24	mg/L							
			TTO(413+433)-P	A	Q	F	DM		2130	ug/L			
			ZINC	Q	Q	F	DM		2.61	mg/L			
							MO		1.48	mg/L			
16-0343	03-A	Vision Systems Inc	1895 Gillespie Wy , El Cajon	110	300	CADMIUM	Q	Q	F	DM		.11	mg/L
									MO		.07	mg/L	
						CHROMIUM	Q	Q	F	DM		2.77	mg/L
									MO		1.71	mg/L	
						COPPER	Q	Q	F	DM		3.38	mg/L
									MO		2.07	mg/L	
						LEAD	Q	Q	F	DM		.69	mg/L
									MO		.43	mg/L	
						NICKEL	Q	Q	F	DM		3.98	mg/L
									MO		2.38	mg/L	
						PH	Q	Q	L	DM	5	12.5	pH
						SILVER	Q	Q	F	DM		.43	mg/L
									MO		.24	mg/L	
			TTO(413+433)-P	A	Q	F	DM		2130	ug/L			
			ZINC	Q	Q	F	DM		2.61	mg/L			
							MO		1.48	mg/L			
				111	150	CYANIDE(A)	Q	Q	F	DM		.86	mg/L
									MO		.32	mg/L	
16-0348	03-A	Veridiam Inc	1717 Cuyamaca St , El Cajon	110	6,737	CADMIUM	Q	Q	F	DM		.66	mg/L
									MO		.25	mg/L	
						CHROMIUM	Q	Q	F	DM		2.66	mg/L

# SIU Facilities: Regulated Parameters by Connection Treatment Plant 1

Report run on: December 31, 2012 9:06 AM

Facility	Pmt	Name	Address	Conn	Total IW (gpd)	Parmcode	City freq	Self freq	Cat	Period	Lower Limit	Upper Limit	Units
16-0348	03-A	Veridiam Inc	1717 Cuyamaca St , El Cajon	110	6,737	CHROMIUM	Q	Q	F	MO		1.64	mg/L
						COPPER	Q	Q	F	DM		3.24	mg/L
										MO		1.99	mg/L
						CYANIDE(T)	Q	Q	F	DM		1.15	mg/L
										MO		.62	mg/L
						LEAD	Q	Q	F	DM		.66	mg/L
										MO		.41	mg/L
						NICKEL	Q	Q	F	DM		3.82	mg/L
										MO		2.28	mg/L
						PH	Q	Q	L	DM	5	12.5	pH
						PH HIGHEST	Q		L	DM		12.5	pH
						SILVER	Q	Q	F	DM		.41	mg/L
										MO		.23	mg/L
						TTO(413+433)-P	A	Q	F	DM		2044	ug/L
ZINC	Q	Q	F	DM		2.5	mg/L						
				MO		1.42	mg/L						
16-0520	04-A	GKN Aerospace Chem-tronics Inc	1150 W Bradley Av , El Cajon	110	16,703	CADMIUM	Q	Q	F	DM		.5	mg/L
										MO		.2	mg/L
						CHROMIUM	Q	Q	F	DM		2.52	mg/L
										MO		1.56	mg/L
						COPPER	Q	Q	F	DM		3.07	mg/L
										MO		1.88	mg/L
						CYANIDE(T)	Q	Q	F	DM		1.09	mg/L
										MO		.59	mg/L
						LEAD	Q	Q	F	DM		.63	mg/L
										MO		.39	mg/L
						NICKEL	Q	Q	F	DM		3.62	mg/L
										MO		2.17	mg/L
						PH	Q	Q	L	DM	5	12.5	pH
						PH HIGHEST	Q		L	DM		12.5	pH
SILVER	Q	Q	F	DM		.39	mg/L						
				MO		.22	mg/L						
TTO(413+433)-P	A	Q	F	DM		1938	ug/L						
ZINC	Q	Q	F	DM		2.37	mg/L						
				MO		1.35	mg/L						
				210	8,001	CADMIUM	Q	Q	F	DM		.67	mg/L
									MO		.25	mg/L	
						CHROMIUM	Q	Q	F	DM		2.73	mg/L
									MO		1.69	mg/L	
						COPPER	Q	Q	F	DM		3.33	mg/L
									MO		2.04	mg/L	
						CYANIDE(T)	Q	Q	F	DM		1.18	mg/L

# SIU Facilities: Regulated Parameters by Connection Treatment Plant 1

Report run on: December 31, 2012 9:06 AM

Page 22

Facility	Pmt	Name	Address	Conn	Total IW (gpd)	Parmcode	City freq	Self freq	Cat	Period	Lower Limit	Upper Limit	Units									
16-0520	04-A	GKN Aerospace Chem-tronics Inc	1150 W Bradley Av , El Cajon	210	8,001	CYANIDE(T)	Q	Q	F	MO		.64	mg/L									
						LEAD	Q	Q	F	DM		.68	mg/L									
										MO		.42	mg/L									
						NICKEL	Q	Q	F	DM		3.93	mg/L									
										MO		2.35	mg/L									
						PH	Q	Q	L	DM	5	12.5	pH									
						PH HIGHEST	Q		L	DM		12.5	pH									
						SILVER	Q	Q	F	DM		.42	mg/L									
										MO		.24	mg/L									
						TTO(413+433)-P	A	Q	F	DM		2101	ug/L									
						ZINC	Q	Q	F	DM		2.57	mg/L									
										MO		1.46	mg/L									
								410	630	CADMIUM	Q	Q	F	DM		.66	mg/L					
													MO		.25	mg/L						
										CHROMIUM	Q	Q	F	DM		2.77	mg/L					
													MO		1.71	mg/L						
										COPPER	Q	Q	F	DM		3.38	mg/L					
													MO		2.07	mg/L						
										CYANIDE(T)	Q	Q	F	DM		1.2	mg/L					
													MO		.65	mg/L						
										LEAD	Q	Q	F	DM		.69	mg/L					
													MO		.43	mg/L						
										NICKEL	Q	Q	F	DM		3.98	mg/L					
													MO		2.38	mg/L						
										PH	Q	Q	L	DM	5	12.5	pH					
										PH HIGHEST	Q		L	DM		12.5	pH					
										SILVER	Q	Q	F	DM		.43	mg/L					
													MO		.24	mg/L						
										TTO(413+433)-P	A	Q	F	DM		2130	ug/L					
										ZINC	Q	Q	F	DM		2.61	mg/L					
													MO		1.48	mg/L						
													420	128	CADMIUM	Q	Q	F	DM		.11	mg/L
																.07	mg/L					
										CHROMIUM	Q	Q	F	DM		2.77	mg/L					
													MO		1.71	mg/L						
										COPPER	Q	Q	F	DM		3.38	mg/L					
									MO		2.07	mg/L										
						CYANIDE(T)	Q	Q	F	DM		1.2	mg/L									
									MO		.65	mg/L										
						LEAD	Q	Q	F	DM		.69	mg/L									
									MO		.43	mg/L										
						NICKEL	Q	Q	F	DM		3.98	mg/L									

# SIU Facilities: Regulated Parameters by Connection Treatment Plant 1

Report run on: December 31, 2012 9:06 AM

Page 23

Facility	Pmt	Name	Address	Conn	Total IW (gpd)	Parmcode	City freq	Self freq	Cat	Period	Lower Limit	Upper Limit	Units			
16-0520	04-A	GKN Aerospace Chem-tronics Inc	1150 W Bradley Av , El Cajon	420	128	NICKEL	Q	Q	F	MO	2.38		mg/L			
						SILVER	Q	Q	F	DM	.43		mg/L			
											MO	.24		mg/L		
						TTO(413+433)-P	A	Q	F	DM	2130		ug/L			
						ZINC	Q	Q	F	DM	2.61		mg/L			
											MO	1.48		mg/L		
						450	306	CADMIUM	Q	Q	F	DM	.11		mg/L	
													MO	.07		mg/L
								CHROMIUM	Q	Q	F	DM	2.77		mg/L	
													MO	1.71		mg/L
								COPPER	Q	Q	F	DM	3.38		mg/L	
													MO	2.07		mg/L
				CYANIDE(T)	Q			Q	F	DM	1.2		mg/L			
											MO	.65		mg/L		
				LEAD	Q			Q	F	DM	.69		mg/L			
											MO	.43		mg/L		
				NICKEL	Q			Q	F	DM	3.98		mg/L			
											MO	2.38		mg/L		
				SILVER	Q	Q	F	DM	.43		mg/L					
									MO	.24		mg/L				
				TTO(413+433)-P	A	Q	F	DM	2130		ug/L					
				ZINC	Q	Q	F	DM	2.61		mg/L					
									MO	1.48		mg/L				
				460	100	CADMIUM	Q	Q	F	DM	.11		mg/L			
							MO	.07		mg/L						
CHROMIUM	Q	Q	F			DM	2.77		mg/L							
							MO	1.71		mg/L						
COPPER	Q	Q	F			DM	3.38		mg/L							
							MO	2.07		mg/L						
CYANIDE(T)	Q	Q	F			DM	1.2		mg/L							
							MO	.65		mg/L						
LEAD	Q	Q	F			DM	.69		mg/L							
							MO	.43		mg/L						
NICKEL	Q	Q	F			DM	3.98		mg/L							
							MO	2.38		mg/L						
SILVER	Q	Q	F	DM	.43		mg/L									
					MO	.24		mg/L								
TTO(413+433)-P	A	Q	F	DM	2130		ug/L									
ZINC	Q	Q	F	DM	2.61		mg/L									
					MO	1.48		mg/L								
510	133	CADMIUM	Q	Q	F	DM	.11		mg/L							
							MO	.07		mg/L						

# SIU Facilities: Regulated Parameters by Connection Treatment Plant 1

Report run on: December 31, 2012 9:06 AM

Page 24

Facility	Pmt	Name	Address	Conn	Total IW (gpd)	Parmcode	City freq	Self freq	Cat	Period	Lower Limit	Upper Limit	Units				
16-0520	04-A	GKN Aerospace Chem-tronics Inc	1150 W Bradley Av , El Cajon	510	133	CHROMIUM	Q	Q	F	DM	2.77	1.71	mg/L				
						COPPER	Q	Q	F	DM	3.38	2.07	mg/L				
						CYANIDE(T)	Q	Q	F	DM	1.2	.65	mg/L				
						LEAD	Q	Q	F	DM	.69	.43	mg/L				
						NICKEL	Q	Q	F	DM	3.98	2.38	mg/L				
						SILVER	Q	Q	F	DM	.43	.24	mg/L				
						TTO(413+433)-P	A	Q	F	DM	2130		ug/L				
						ZINC	Q	Q	F	DM	2.61	1.48	mg/L				
						620	482	CADMIUM	Q	Q	F	DM	.11	.07	mg/L		
								CHROMIUM	Q	Q	F	DM	2.77	1.71	mg/L		
				COPPER	Q			Q	F	DM	3.38	2.07	mg/L				
				CYANIDE(T)	Q			Q	F	DM	1.2	.65	mg/L				
				LEAD	Q			Q	F	DM	.69	.43	mg/L				
				NICKEL	Q			Q	F	DM	3.98	2.38	mg/L				
				SILVER	Q			Q	F	DM	.43	.24	mg/L				
				TTO(413+433)-P	A			Q	F	DM	2130		ug/L				
				ZINC	Q			Q	F	DM	2.61	1.48	mg/L				
				16-0529	04-A			Triumph Fabrications - San Diego	203 N Johnson Av , El Cajon	110	150	CADMIUM	Q	Q	F	DM	.11
						CHROMIUM	Q					Q	F	DM	2.77	1.71	mg/L
						COPPER	Q					Q	F	DM	3.38	2.07	mg/L
CYANIDE(T)	Q	Q	F			DM	1.2					.65	mg/L				
LEAD	Q	Q	F			DM	.69					.43	mg/L				

# SIU Facilities: Regulated Parameters by Connection Treatment Plant 1

Report run on: December 31, 2012 9:06 AM

Facility	Pmt	Name	Address	Conn	Total IW (gpd)	Parmcode	City freq	Self freq	Cat	Period	Lower Limit	Upper Limit	Units		
16-0529	04-A	Triumph Fabrications - San Diego	203 N Johnson Av , El Cajon	110	150	NICKEL	Q	Q	F	DM		3.98	mg/L		
									MO		2.38	mg/L			
									DM	5	12.5	pH			
									DM		.43	mg/L			
									MO		.24	mg/L			
									DM		2130	ug/L			
									DM		2.61	mg/L			
									MO		1.48	mg/L			
						160	18	CADMIUM	Q	Q	F	DM		.11	mg/L
											MO		.07	mg/L	
								CHROMIUM	Q	Q	F	DM		2.77	mg/L
											MO		1.71	mg/L	
								COPPER	Q	Q	F	DM		3.38	mg/L
											MO		2.07	mg/L	
								CYANIDE(T)	Q	Q	F	DM		1.2	mg/L
											MO		.65	mg/L	
								LEAD	Q	Q	F	DM		.69	mg/L
											MO		.43	mg/L	
				NICKEL	Q			Q	F	DM		3.98	mg/L		
									MO		2.38	mg/L			
				SILVER	Q			Q	F	DM		.43	mg/L		
									MO		.24	mg/L			
									DM		2130	ug/L			
									DM		2.61	mg/L			
				170	18			CADMIUM	Q	Q	F	DM		.11	mg/L
											MO		.07	mg/L	
						CHROMIUM	Q	Q	F	DM		2.77	mg/L		
									MO		1.71	mg/L			
						COPPER	Q	Q	F	DM		3.38	mg/L		
									MO		2.07	mg/L			
						CYANIDE(T)	Q	Q	F	DM		1.2	mg/L		
									MO		.65	mg/L			
						LEAD	Q	Q	F	DM		.69	mg/L		
									MO		.43	mg/L			
						NICKEL	Q	Q	F	DM		3.98	mg/L		
									MO		2.38	mg/L			
SILVER	Q	Q	F			DM		.43	mg/L						
			MO				.24	mg/L							
			DM				2130	ug/L							
			DM				2.61	mg/L							
			MO				1.48	mg/L							

# SIU Facilities: Regulated Parameters by Connection Treatment Plant 1

Report run on: December 31, 2012 9:06 AM

Page 26

Facility	Pmt	Name	Address	Conn	Total IW (gpd)	Parmcode	City freq	Self freq	Cat	Period	Lower Limit	Upper Limit	Units
16-0727	03-A	UT; Thrifty Oil Company # 420	398 El Cajon Bl , El Cajon	100	200	BNZ(W/OAGG)	Q	Q	L	DM	50		ug/L
						BTEX	Q	Q	L	DM	750		ug/L
						FLOW RATE MAX		M	L	DM	50		gpm
16-0743	01-A	UT; Hargrave Environmental Consulting Inc	1313 N 2nd St , El Cajon	100	21,600	BNZ(W/OAGG)	H	H	L	DM	50		ug/L
						BTEX	H	H	L	DM	750		ug/L
						FLOW RATE MAX		M	L	DM	15		gpm
17-0013	02-A	UT; Thrifty Oil Company # 416	1185 Palm Av , Imperial Beach	100	7,200	BNZ(W/OAGG)	H	M	L	DM	50		ug/L
						BTEX	H	M	L	DM	750		ug/L
						FLOW RATE MAX		M	L	DM	20		gpm
19-0313	02-A	UT; Thrifty Oil Company # 110	1139 Harbison Av , National City	100	7,200	BNZ(W/OAGG)	H	H	L	DM	50		ug/L
						BTEX	H	H	L	DM	750		ug/L
						FLOW RATE MAX		M	L	DM	5		gpm
20-0043	05-A	Hallmark Circuits Inc	13500 Danielson St , Poway	110	37,202	CADMIUM	Q	Q	F	DM	.11		mg/L
									MO	.07		mg/L	
						CHROMIUM	Q	Q	F	DM	2.77		mg/L
									MO	1.71		mg/L	
						COPPER	Q	Q	F	DM	3.38		mg/L
									MO	2.07		mg/L	
						LEAD	Q	Q	F	DM	.69		mg/L
									MO	.43		mg/L	
						NICKEL	Q	Q	F	DM	3.98		mg/L
									MO	2.38		mg/L	
						PH	Q	Q	L	DM	5	12.5	pH
						PH HIGHEST	Q		L	DM		12.5	pH
						SILVER	Q	Q	F	DM	.43		mg/L
									MO	.24		mg/L	
						TTO(413+433)-P	A	Q	F	DM	2130		ug/L
ZINC	Q	Q	F	DM	2.61		mg/L						
			MO	1.48		mg/L							
			DM	.86		mg/L							
			MO	.32		mg/L							
			DM	1.2		mg/L							
			MO	.65		mg/L							
20-0108	04-A	Valley Metals	13125 Gregg St , Poway	110	1,009	AMMONIA	Q	Q	F	DM	250		mg/L
									MO	110		mg/L	
						CADMIUM	Q	Q	F	DM	.11		mg/L
									MO	.07		mg/L	
						CHROMIUM	Q	Q	F	DM	1.55		mg/L
									MO	.95		mg/L	
COPPER	Q	Q	F	DM	3.38		mg/L						
			MO	2.07		mg/L							
			DM	.68		mg/L							

# SIU Facilities: Regulated Parameters by Connection Treatment Plant 1

Report run on: December 31, 2012 9:06 AM

Page 27

Facility	Pmt	Name	Address	Conn	Total IW (gpd)	Parmcode	City freq	Self freq	Cat	Period	Lower Limit	Upper Limit	Units
20-0108	04-A	Valley Metals	13125 Gregg St , Poway	110	1,009	CYANIDE(T)	Q	Q	F	MO		.36	mg/L
						FLUORIDE	Q	Q	F	DM		34.7	mg/L
									MO		15.4	mg/L	
						LEAD	Q	Q	F	DM		.71	mg/L
									MO		.42	mg/L	
						NICKEL	Q	Q	F	DM		2.23	mg/L
									MO		1.34	mg/L	
						PH	Q	Q	L	DM	5	12.5	pH
						PH HIGHEST	Q		L	DM		12.5	pH
						SILVER	Q	Q	F	DM		.43	mg/L
									MO		.24	mg/L	
						TTO(413+433)-P	A	Q	F	DM		2130	ug/L
						ZINC	Q	Q	F	DM		2.63	mg/L
									MO		1.42	mg/L	
20-0109	04-A	L & T Precision Sheet Metal	12105 Kirkham Rd , Poway	120	35	CADMIUM	Q	Q	F	DM		.11	mg/L
									MO		.07	mg/L	
						CHROMIUM	Q	Q	F	DM		2.77	mg/L
									MO		1.71	mg/L	
						COPPER	Q	Q	F	DM		3.38	mg/L
									MO		2.07	mg/L	
						CYANIDE(T)	Q	Q	F	DM		1.2	mg/L
									MO		.65	mg/L	
						LEAD	Q	Q	F	DM		.69	mg/L
									MO		.43	mg/L	
						NICKEL	Q	Q	F	DM		3.98	mg/L
									MO		2.38	mg/L	
						SILVER	Q	Q	F	DM		.43	mg/L
									MO		.24	mg/L	
ZINC	Q	Q	F	DM		2.61	mg/L						
			MO		1.48	mg/L							
20-0122	03-A	K-Tube Corporation	13400 Kirkham Wy , Poway	110	160	CADMIUM	Q	Q	F	DM		.11	mg/L
									MO		.07	mg/L	
						CHROMIUM	Q	Q	F	DM		2.77	mg/L
									MO		1.71	mg/L	
						COPPER	Q	Q	F	DM		3.38	mg/L
									MO		2.07	mg/L	
						CYANIDE(T)	Q	Q	F	DM		1.2	mg/L
									MO		.65	mg/L	
						LEAD	Q	Q	F	DM		.69	mg/L
									MO		.43	mg/L	
						NICKEL	Q	Q	F	DM		3.98	mg/L
									MO		2.38	mg/L	



# SIU Facilities: Regulated Parameters by Connection Treatment Plant 1

Report run on: December 31, 2012 9:06 AM

Facility	Pmt	Name	Address	Conn	Total IW (gpd)	Parmcode	City freq	Self freq	Cat	Period	Lower Limit	Upper Limit	Units
20-0122	03-A	K-Tube Corporation	13400 Kirkham Wy , Poway	110	160	PH	Q	Q	L	DM	5	12.5	pH
						PH HIGHEST	Q		L	DM		12.5	pH
						SILVER	Q	Q	F	DM		.43	mg/L
										MO		.24	mg/L
						TTO(413+433)-P	A	Q	F	DM		2130	ug/L
						ZINC	Q	Q	F	DM		2.61	mg/L
										MO		1.48	mg/L
										DM		.11	mg/L
										MO		.07	mg/L
										DM		2.77	mg/L
				120	1,538	CADMIUM	Q	Q	F	DM		.11	mg/L
										MO		.07	mg/L
						CHROMIUM	Q	Q	F	DM		2.77	mg/L
										MO		1.71	mg/L
						COPPER	Q	Q	F	DM		3.38	mg/L
										MO		2.07	mg/L
						CYANIDE(T)	Q	Q	F	DM		1.2	mg/L
										MO		.65	mg/L
						LEAD	Q	Q	F	DM		.69	mg/L
										MO		.43	mg/L
				DM		3.98	mg/L						
				MO		2.38	mg/L						
				DM		5	12.5	pH					
				DM			12.5	pH					
				DM			.43	mg/L					
				MO		.24	mg/L						
				A	Q	F	DM		2130	ug/L			
				Q	Q	F	DM		2.61	mg/L			
							MO		1.48	mg/L			
21-0248	03-A	Creative Metal Industries	10039 Prospect Av Suite E, Santee	110	60	CADMIUM	Q	Q	F	DM		.11	mg/L
										MO		.07	mg/L
						CHROMIUM	Q	Q	F	DM		2.77	mg/L
										MO		1.71	mg/L
						COPPER	Q	Q	F	DM		3.38	mg/L
										MO		2.07	mg/L
						CYANIDE(T)	Q	Q	F	DM		1.2	mg/L
										MO		.65	mg/L
						LEAD	Q	Q	F	DM		.69	mg/L
										MO		.43	mg/L
						NICKEL	Q	Q	F	DM		3.98	mg/L
										MO		2.38	mg/L
						SILVER	Q	Q	F	DM		.43	mg/L
										MO		.24	mg/L
				A	Q	F	DM		2130	ug/L			
				Q	Q	F	DM		2.61	mg/L			

# SIU Facilities: Regulated Parameters by Connection Treatment Plant 1

Report run on: December 31, 2012 9:06 AM

Page 29

Facility	Pmt	Name	Address	Conn	Total IW (gpd)	Parmcode	City freq	Self freq	Cat	Period	Lower Limit	Upper Limit	Units
21-0248	03-A	Creative Metal Industries	10039 Prospect Av Suite E, Santee	110	60	ZINC	Q	Q	F	MO		1.48	mg/L
21-0252	04-A	Compucraft Industries Inc	8787 Olive Ln , Santee	110	20	CADMIUM	Q	Q	F	DM		.11	mg/L
						CHROMIUM	Q	Q	F	DM		.07	mg/L
										MO		2.77	mg/L
										MO		1.71	mg/L
						COPPER	Q	Q	F	DM		3.38	mg/L
										MO		2.07	mg/L
						CYANIDE(T)	Q	Q	F	DM		1.2	mg/L
										MO		.65	mg/L
						LEAD	Q	Q	F	DM		.69	mg/L
										MO		.43	mg/L
						NICKEL	Q	Q	F	DM		3.98	mg/L
										MO		2.38	mg/L
						PH	Q	Q	L	DM	5	12.5	pH
						PH HIGHEST	A		L	DM		12.5	pH
						SILVER	Q	Q	F	DM		.43	mg/L
										MO		.24	mg/L
						TTO(413+433)-P	A	Q	F	DM		2130	ug/L
						ZINC	Q	Q	F	DM		2.61	mg/L
										MO		1.48	mg/L
				120	8	CADMIUM	Q	Q	F	DM		.11	mg/L
										MO		.07	mg/L
						CHROMIUM	Q	Q	F	DM		2.77	mg/L
										MO		1.71	mg/L
						COPPER	Q	Q	F	DM		3.38	mg/L
										MO		2.07	mg/L
						CYANIDE(T)	Q	Q	F	DM		1.2	mg/L
										MO		.65	mg/L
						LEAD	Q	Q	F	DM		.69	mg/L
										MO		.43	mg/L
						NICKEL	Q	Q	F	DM		3.98	mg/L
										MO		2.38	mg/L
						PH	Q	Q	L	DM	5	12.5	pH
						PH HIGHEST	A		L	DM		12.5	pH
						SILVER	Q	Q	F	DM		.43	mg/L
										MO		.24	mg/L
						TTO(413+433)-P	A	Q	F	DM		2130	ug/L
						ZINC	Q	Q	F	DM		2.61	mg/L
										MO		1.48	mg/L
21-0302	03-A	UT; Thrifty Oil Company # 113	1525 N Magnolia Av , El Cajon	100	2,880	BNZ(W/OAGG)	H	H	L	DM		50	ug/L
						BTEX	H	H	L	DM		750	ug/L
						FLOW RATE MAX		M	L	DM		20	gpm

# SIU Facilities: Regulated Parameters by Connection Treatment Plant 1

Report run on: December 31, 2012 9:06 AM

Page 30

Facility	Pmt	Name	Address	Conn	Total IW (gpd)	Parmcode	City freq	Self freq	Cat	Period	Lower Limit	Upper Limit	Units	
33-0044	02-A	Coating Services Group LLC	11649 Riverside Dr Suite 139, Lakeside	110	37	CADMIUM	Q	Q	F	DM	.11		mg/L	
									MO	.07		mg/L		
									DM	2.77		mg/L		
									MO	1.71		mg/L		
									DM	3.38		mg/L		
									MO	2.07		mg/L		
									DM	1.2		mg/L		
									MO	.65		mg/L		
									DM	.69		mg/L		
									MO	.43		mg/L		
			DM	3.98		mg/L								
			MO	2.38		mg/L								
			DM	.43		mg/L								
			MO	.24		mg/L								
			DM	2130		ug/L								
			DM	2.61		mg/L								
			MO	1.48		mg/L								
34-0070	02-A	Golden State Metal Finishing	2737 Via Orange Wy , Spring Valley	110	300	CADMIUM	Q	Q	F	DM	.11		mg/L	
									MO	.07		mg/L		
									DM	2.77		mg/L		
									MO	1.71		mg/L		
									DM	3.38		mg/L		
									MO	2.07		mg/L		
									DM	1.2		mg/L		
									MO	.65		mg/L		
									DM	.69		mg/L		
									MO	.43		mg/L		
			DM	3.98		mg/L								
			MO	2.38		mg/L								
			DM	5	12.5	pH								
			DM	.43		mg/L								
			MO	.24		mg/L								
			DM	2130		ug/L								
			DM	2.61		mg/L								
			MO	1.48		mg/L								
36-0001	01-B	Otay Mesa Energy Center LLC	606 De La Fuente Ct , San Diego	110	43,000	CHROMIUM	Q	Q	F	DM	.2		mg/L	
						OIL/GREASE	Q	Q	L	DM	500		mg/L	
						PH	Q	Q	L	DM	5	12.5	pH	
						PH HIGHEST	N		L	DM		12.5	pH	
						TDS	Q	Q	L	DM		3200	mg/L	
						ZINC	Q	Q	F	DM		1	mg/L	
				140	22	COPPER	S	S	F	DM		1	mg/L	

# SIU Facilities Federal Category, Process, and Pretreatment Technology by Connection Treatment Plant 1

Report run on: December 31, 2012 9:30 AM

Page 1

Facility	Permit	Name	IW Discharged (gpd)	Conn	Principle Process	Federal/Local	CFR Part	CFR Section	Order	Pre Treat Code
02-0112	04-A	University of California San Diego	280,608	100	Overview - Muir & Revelle Colleges	Local	132		1	HAUL
									2	ZERO
									3	SOURCE
									4	1CRC
				120	Zero Discharge Metal Finishing	Local		1	HAUL	
								2	ZERO	
				200	Overview - Med School	Local	132		1	HAUL
									2	SOURCE
									3	1CRC
				300	Overview - North Campus	Local	132		1	HAUL
									2	SOURCE
									3	1CRC
									4	DIVRTA
				400	Overview - East Campus	Local	132		1	HAUL
									2	SOURCE
									3	1CRC
500	Stein Clinical Sciences	Local	132		1	HAUL				
					2	SOURCE				
					3	1CRC				
02-0332	04-A	Pall Filtration & Separations Group Inc	49,803	100	Sewer Lateral	Local			1	SOURCE
				110	Membrane Mfg	Local				
02-0439	01-A	PrimaPharm Inc	180	100	Pharm Mfg & Sanitary Waste	Federal	439	.46	1	SOURCE
									2	HAUL
02-0485	03-A	Quantum Design Inc	10	110	Cleaning/Etching	Federal	433	.17		
				120	Zero discharge metal finishing	Local	100		1	ZERO
02-0505	04-A	Curtis Technology Inc	4	100	Chem Milling	Federal	433	.17	1	PH
									2	SETTLE
									3	HAUL
									4	SD-FP
02-0518	04-A	Suneva Medical Inc	1,790	100	Sewer Lateral	Local	132		1	SOURCE
									2	HAUL
									3	PH
				110	Pharmaceutical Manufacturing	Federal	439	.27	1	SOURCE

# SIU Facilities Federal Category, Process, and Pretreatment Technology by Connection Treatment Plant 1

Report run on: December 31, 2012 9:30 AM

Page 2

Facility Permi t	Name	IW Discharged (gpd)	Conn	Principle Process	Federal/ Local	CFR Part	CFR Section	Order	Pre Treat Code
02-0518 04-A	Suneva Medical Inc	1,790	110			439	.47	2	HAUL
								3	PH
02-0582 05-A	The Argen Corporation	234	110	NF Metals Forming (Precious)	Federal	471	.45	1	SETTLE
								2	PH
								3	FILT-O
								4	ADS-C
								5	IX
02-0761 04-A	Pacira Pharmaceuticals Inc	4,847	120	Pharm Mfg	Federal	439	.47	1	PH
02-0762 04-A	Pacira Pharmaceuticals Inc	3,535	110	Pharmaceutical mfg	Federal	439	.47	1	SPAR-A
								2	PH
02-1096 01-A	UT; Orion Construction	105,120	100	construction dewatering	Local	101		1	SETTLE
02-1119 01-A	UT; Caltrans 11-2t0404 Project ID 1100000446	864,000	100	extracted groundwater	Local	101		1	SETTLE
03-0115 05-A	ATK Space Systems	240	100	Zero Disch Cert for Core MF ops	Local			1	RECYL
								2	HAUL
			200	Solvent Certification - Bldg 4/7 Labs	Local			1	HAUL
			410	Abrasive Jet Machining	Federal	433	.17	1	CENT
								2	UF
03-0717 05-A	Action Powder Coating LLC	1,213	110	Coating / cleaning	Federal	433	.17	1	EQUAL
								2	SETTLE
03-0722 05-A	Polese Company Inc	225	110	Metal Finishing / Surface Treatment	Federal	433	.17	1	BATCH
						471	.45	2	P&S
						471	.55	3	COAG
								4	FLOC
								5	SD-FP
								6	FILT
								7	CN
								8	EVAP
								9	HAUL
								10	IX
								11	RECYL
			220	Precious / Refractory Metal Forming	Local	471	.45	1	EVAP
						471	.55	2	ZERO

# SIU Facilities Federal Category, Process, and Pretreatment Technology by Connection Treatment Plant 1

Report run on: December 31, 2012 9:30 AM

Page 3

Facility	Permit	Name	IW Discharged (gpd)	Conn	Principle Process	Federal/Local	CFR Part	CFR Section	Order	Pre Treat Code
03-0920	04-A	A to Z Metal Finishing	536	110	Metal Finishing	Federal	433	.17	1	PH
									2	BATCH
									3	P&S
									4	CR
03-1017	02-A	Anocote Metal Finishing	94	110	Etch, anodize, cleaning rinses	Federal	433	.17	1	PH
									2	EQUAL
				120	Nickel & zinc plating, coating	Local			1	HAUL
05-0684	04-A	Allermed Laboratories Inc	100	130	Glassware Washing/Sterile Prep	Federal	439	.46		
				140	Glassware Washing/Extraction Area	Federal	439	.26		
				150	Media Prep/Tube Washing	Federal	439	.26		
05-0985	03-D	Chromalloy San Diego	50	100	Sewer Lateral	Local	100			
				130	FPI testing	Federal	433	.17		
05-0997	04-A	TTM Printed Circuit Group Inc	6,861	220	PCB Manufacturing	Federal	433	.17	1	BATCH
									2	IX
									3	EW
									4	EQUAL
									5	PH
				221	Gold Electro Plating	Federal	433	.17	1	REC
									2	IX
				222	Immersion Gold	Federal	433	.17	1	REC
									2	IX
				230	Film Developing	Local	130		1	HAUL
05-1019	03-A	USN;Marine Corp Air Station Miramar	19,607	100	Aircraft maintenance	Local	130		1	DIVRTA
							132		2	ELBOW
							134		3	SETTLE
									4	HAUL
05-1081	04-A	UT; Circle K Stores Inc	840	100	Groundwater Remediation (F/P)	Local	101		1	SPAR-A
									2	FILT-O
									3	ADS-C
06-0026	05-A	Cubic Defense Applications Inc	360	100	main lateral - Bldg 1	Local				
				150	wave soldering	Federal	433	.15		
				160	deburring / cleaning / silkscreening	Federal	433	.15		
				170	testing	Federal	433	.15		

# SIU Facilities Federal Category, Process, and Pretreatment Technology by Connection Treatment Plant 1

Report run on: December 31, 2012 9:30 AM

Page 4

Facility	Permit	Name	IW Discharged (gpd)	Conn	Principle Process	Federal/Local	CFR Part	CFR Section	Order	Pre Treat Code
06-0058	05-A	Kyocera America Inc	43,590	130	Ni plating, cleaning	Federal	433	.17	1	FLOC
									2	THCK-G
									3	SD-FP
									4	FILT
									5	PH
									6	UF
				131	Au plating, stripping	Federal	433	.17	1	CN
									2	PH
									3	FLOC
06-0267	05-A	Hamilton Sundstrand Power Systems	915	110	Alk soap clean, SCA Dicing, Flip Chip Metal Cleaning / Etching	Federal	433	.17	1	PH
									2	EQUAL
									3	SOURCE
07-0171	04-A	UT; Thrifty Oil Company # 419	1,400	100	Groundwater Remediation (F/P)	Local	101		1	FILT-O
									2	ADS-C
									3	O/W
07-0182	01-A	UT; LH Woods & Sons Inc	144,000	100	Construction dewatering MH 97	Local	101		1	SETTLE
07-0183	01-A	UT; TC Construction	576,000	100	Groundwater Remediation	Local	101		1	SETTLE
08-0008	05-B	UT; USN FISC Point Loma Fuel Annex	130,634	210	Fuel recovery with ground remediation	Local	101		1	SETTLE
									2	O/W
									3	DAF+C
08-0018	04-A	USN;Naval Base Coronado - NASNI	42,291	100	NASNI Pump Station	Local	130 134			
									120	IWTP @ NASNI
									2	CHOX-O
									3	CR
									4	P&S
									5	PH
									6	SAND
									7	ADS-C
									8	SD-BF
									9	HAUL
				123	CN Treatment @ IWTP	Federal	433	.17	1	CN

# SIU Facilities Federal Category, Process, and Pretreatment Technology by Connection Treatment Plant 1

Report run on: December 31, 2012 9:30 AM

Page 5

Facility	Permit	Name	IW Discharged (gpd)	Conn	Principle Process	Federal/Local	CFR Part	CFR Section	Order	Pre Treat Code	
08-0018	04-A	USN;Naval Base Coronado - NASNI	42,291	140	Engine Test Cell Cleaning	Federal	433	.15	1	ELBOW	
				150	Oil Recovery Plant	Federal	433	.17	1	EQUAL	
										2	O/W
										3	PPT
										4	DAF
										5	SD-FP
				160	Hydrostatic testing	Federal	433	.15			
				180	Pump/valve/hose testing	Federal	433	.17			
				190	Aircraft Test Pad Cleaning	Federal	433	.15	1	O/W	
				799	Groundwater remediation	Local			1	ELBOW	
09-0001	04-A	AlSCO Inc	73,436	100	Commercial Laundry	Local	133		1	SETTLE	
								2	EQUAL		
								3	SCREEN		
								4	ELBOW		
09-0966	02-A	UT; USS Cal Builders	288,000	100	Construction Dewatering	Local	101		1	SETTLE	
								2	ADS-C		
10-0018	04-A	Coca-Cola Bottling Company of Southern California	56,022	120	Soda Production and Sanitary	Local			2	PH	
10-0563	01-A	UT; URS Corporation	115,200	100	dewatering: aquifer well test	Local	101		1	SETTLE	
11-0016	04-B	USN;Naval Base San Diego	10,095	100	USN8 SWW: Piers 6, 7, 8 & Mole Pier	Local	134				
				200	Gym, Medical and Dental Clinics	Local	130		1	1CRC	
								2	HAUL		
				300	Auto Hobby Shop	Local		1	ELBOW		
				400	Steam Plant, Vehicle Maint	Local		1	ELBOW		
								2	RECYL		
				500	Steam Clean, Hydrotest, Hydroblast	Local		1	ELBOW		
								2	HAUL		
				600	NEX Car Wash	Local		1	ELBOW		
				799	Vault dewatering	Local					
810	USN6 SWW: Piers 1 & 2, Quay Wall	Local	134								
820	USN7 SWW: Piers 3, 4, 5,graving dock	Local	134		1	HOLD					



# SIU Facilities Federal Category, Process, and Pretreatment Technology by Connection Treatment Plant 1

Report run on: December 31, 2012 9:30 AM

Page 6

Facility	Permit	Name	IW Discharged (gpd)	Conn	Principle Process	Federal/Local	CFR Part	CFR Section	Order	Pre Treat Code			
11-0016	04-B	USN;Naval Base San Diego	10,095	830	NC4M SWW: Piers 10, 12, 13	Local	134						
				850	Treated Bilgewater	Local	134			1	SCREEN		
											2	EQUAL	
											3	O/W	
											4	PLATE	
											5	PPT	
											6	DAF	
											7	THCK-G	
											8	SD-FP	
11-0024	05-A	Southern California Plating Company Inc	1,292	900	Fire fighting school	Local				1	SAND		
				110	Anodize/chromate/phosphate	Federal	433	.17	1	CR			
										2	PH		
										3	FLOC		
										4	SETTLE		
										5	SD-FP		
11-0032	04-B	Angelica Textile Services	49,416	110	Commercial Laundry	Local	133		1	LINT			
									2	PH			
11-0051	05-A	General Dynamics NASSCO	14,663	200	Bilge/Ballast (not thru 310)	Local	120		1	SETTLE			
									2	O/W			
				300	Overview - West End of Yard	Local						1	O/W
												310	WWTF Effluent
												3	DAF
												4	COAG
												5	SD-FP
												6	HAUL
600	Overview - East End of Yard	Local											
											620	VTC Separator	Local
									2	O/W			
630	Film Processing	Local			130			1	ERU+1				
798	Stormwater	Local											

# SIU Facilities Federal Category, Process, and Pretreatment Technology by Connection Treatment Plant 1

Report run on: December 31, 2012 9:30 AM

Page 7

Facility Permi t	Name	IW Discharged (gpd)	Conn	Principle Process	Federal/ Local	CFR Part	CFR Section	Order	Pre Treat Code
11-0051 05-A	General Dynamics NASSCO	14,663	799	Seawater	Local				
11-0189 05-A	Cintas Corporation	26,594	110	Industrial Laundering	Local	133		1	SD-FP
								2	O/W
								3	SETTLE
								4	FLOC
								5	PH
								6	HAUL
11-0272 04-A	Major Scientific Industries	8	110	PCB Manufacturing	Federal	433	.17	1	FILT-O
								2	SETTLE
								3	PH
								4	P&S
								5	HAUL
								6	SOURCE
11-0334 06-A	KC Graphix	50	110	Silkscreening	Federal	433	.15	1	NONE
			120	Metal Etching / Coating	Local			1	HAUL
11-0398 05-A	Unifirst Corporation	26,194	110	Industrial Laundry	Local	133		1	SCREEN
								2	SETTLE
								3	LINT
								4	EMUL-C
								5	O/W
								6	PH
								7	HAUL
11-0444 04-A	CP Kelco	673,257	430	R&D Pilot Plant	Local	199		1	EQUAL
								2	PH
			799	Storm Water	Local				
			800	Kelco SBP & Cogen Plant	Local			1	PH
11-0526 03-A	UT; Thrifty Oil Company # 096	1,120	100	GW remediation: gas w/FP	Local	101		1	O/W
								2	FILT-O
								3	ADS-C
11-0534 02-A	UT; City of San Diego - Storm Water Dept	400,960	100	two westernmost pits	Local				
			110	southwest corner pit	Local	101		1	SETTLE
								2	FILT-O
								3	ADS-C

# SIU Facilities Federal Category, Process, and Pretreatment Technology by Connection Treatment Plant 1

Report run on: December 31, 2012 9:30 AM

Page 8

Facility Permi t	Name	IW Discharged (gpd)	Conn	Principle Process	Federal/ Local	CFR Part	CFR Section	Order	Pre Treat Code	
11-0534 02-A	UT; City of San Diego - Storm Water Dept	400,960	120	northwest corner pit	Local	101		1	SETTLE	
								2	FILT-O	
								3	ADS-C	
			210	southeast corner pit	Local	101			1	SETTLE
									2	FILT
									3	ADS-C
			220	northeast corner pit	Local	101			1	SETTLE
									2	FILT
									3	ADS-C
11-0539 02-A	UT; G & M Oil Company	1,906	100	Groundwater	Local	101		1	FILT-O	
								2	ADS-C	
11-0554 02-A	UT; Burtech Pipeline Inc	144,000	100	100 construction dewatering w/pollutants	Local	101		1	SETTLE	
								2	ADS-C	
								3	FILT-O	
								4	O/W	
12-0038 04-A	RJ Donovan Correctional Facility	50,028	100	Prison Sewer Main	Local	130		1	GREASE	
								2	GRIND	
								3	SCREEN	
12-0065 03-C	Emerald Textiles LLC	67,703	110	Commercial Laundry	Local	133		1	LINT	
								2	SETTLE	
								3	HAUL	
12-0144 03-A	AP Precision Metals	264	110	Metal Coating (Iron Phosphating)	Federal	433	.17	1	PH	
								2	SETTLE	
12-0154 03-A	Heinz Frozen Foods	62,411	110	Food Manufacturing	Local	137		1	EQUAL	
								2	SCREEN	
								3	DAF+C	
								4	GREASE	
								5	HAUL	
12-0202 02-A	Spec-Built Systems Inc	26	110	Iron Phosphating	Federal	433		1	SETTLE	
								2	RECYL	
								3	CC	
								4	PH	
								5	MIXER	

# SIU Facilities Federal Category, Process, and Pretreatment Technology by Connection Treatment Plant 1

Report run on: December 31, 2012 9:30 AM

Page 9

Facility Permi t	Name	IW Discharged (gpd)	Conn	Principle Process	Federal/ Local	CFR Part	CFR Section	Order	Pre Treat Code
12-0202 02-A	Spec-Built Systems Inc	26	110					6	HAUL
12-0220 02-A	Circle Foods LLC	59,574	110	Food manufacturing	Local	137		1	EQUAL
								2	SCREEN
								3	DAF+C
								4	SD-FP
12-0244 01-C	Harcon Precision Metals Inc	286	110	Chemical conversion coating & water Jet	Federal	433	.17	1	PH
								2	MIXER
								3	SETTLE
								4	HAUL
								5	EVAP
13-0115 04-B	Doncasters GCE Industries	878	200	Bldg 2 Lateral, 1887 Nirvana Av	Local			1	ZERO
								2	HAUL
			300	Bldg 3 Lateral, 757 Main St	Local	130		1	ERU+1
								2	HAUL
			330	Dye Pen / Vibra Clean	Federal	433	.17	1	SETTLE
								2	IX
								3	FILT-O
			410	Dye Pen / Water Jet Cutting	Federal	433	.17	1	SETTLE
								2	IX
								3	FILT-O
								4	O/W
								5	HAUL
13-0161 04-A	Rohr Inc dba Goodrich Aerostructures	21,430	210	Tumble / Hydro Test / Cool	Federal	433	.17	1	1CRC
			250	Metal Finishing & Stormwater	Federal	433	.17	1	EQUAL
								2	CR
								3	PH
								4	P&S
								5	UF
								6	SD-FP
								7	HAUL
								8	RECYL
								9	HOLD
			700	Sewer Lateral w/CT Bleed	Local				

# SIU Facilities Federal Category, Process, and Pretreatment Technology by Connection Treatment Plant 1

Report run on: December 31, 2012 9:30 AM

Page 10

Facility Permi t	Name	IW Discharged (gpd)	Conn	Principle Process	Federal/ Local	CFR Part	CFR Section	Order	Pre Treat Code								
13-0303 04-A	UT; World Oil Marketing Company	2,000	100	Groundwater remediation	Local	101		1	SETTLE								
								2	ADS-C								
								3	FILT-O								
13-0454 03-A	UT; Innovative Environmental Solutions	106	100	GW remediation: gas w/FP	Local	101		1	SETTLE								
								2	O/W								
								3	FILT-O								
								4	ADS-C								
13-0466 02-A	UT; Ami Adini & Associates Inc	900	100	Groundwater remediation	Local	101		1	FILT-O								
								2	ADS-C								
14-0034 04-A	Hotel Del Coronado	29,187	110	Commercial laundry	Local			1	SCREEN								
								2	EQUAL								
16-0033 04-A	Garvin Industries	65	110	Cleaning/Fe Phosphating	Federal	433	.17	1	PH								
16-0343 03-A	Vision Systems Inc	300	110	Etch / Chemfilm	Federal	433	.17	1	PH								
								2	CR								
								3	CN								
								4	P&S								
								5	FILT-O								
			111	Chemfilm	Federal	433	.17	1	CN								
								2	CR								
								3	PPT								
								4	FILT-O								
								16-0348 03-A	Veridiam Inc	7,100	110	Metal Fab/Clean	Federal	433	.15	1	EQUAL
16-0520 04-A	GKN Aerospace Chem-tronics Inc	26,826	110	X-ray Processing	Local	130		1	ERU+2								
								16-0520 04-A	GKN Aerospace Chem-tronics Inc	26,826	110	Chem Mill, Caustic Clean	Federal	130		1	EQUAL
																2	FLOC
																3	P&S
																4	PH
																16-0520 04-A	GKN Aerospace Chem-tronics Inc
																4	PH
433	.15	4	PH														
						433	.17										

# SIU Facilities Federal Category, Process, and Pretreatment Technology by Connection Treatment Plant 1

Report run on: December 31, 2012 9:30 AM

Page 11

Facility	Permit	Name	IW Discharged (gpd)	Conn	Principle Process	Federal/Local	CFR Part	CFR Section	Order	Pre Treat Code		
16-0520	04-A	GKN Aerospace Chem-tronics Inc	26,826	410	Chembrite	Federal	433	.15	1	PH		
					420	Steam Cleaning	Federal	433	.17	1	SETTLE	
											2	ELBOW
					430	X-Ray Processing	Local	130		1	RECOV	
					450	Bldg 5 Steam Clean, Dye Pen	Federal	433	.17	1	ELBOW	
					460	Dye Penetrant Test	Federal	433	.17			
					510	Bldg 8 Dye Pen	Federal	433	.17			
16-0529	04-A	Triumph Fabrications - San Diego	232	100	Bldg9 Water Jet Cutting	Federal	433	.17	1	FILT-O		
					110	Metal Finishing	Federal	433	.17	1	SETTLE	
											2	PH
											3	PPT
					130	Plaster Mold / Pan Wash	Local					
					160	Dye Pen (FPI #2,#3)	Federal	433	.17			
					170	Dye Pen (FPI #1)	Federal	433	.17			
16-0727	03-A	UT; Thrifty Oil Company # 420	200	100	Groundwater remediation	Local	101		1	ELBOW		
									2	FILT-O		
									3	ADS-C		
16-0743	01-A	UT; Hargrave Environmental Consulting Inc	21,600	100	Groundwater Remediation	Local	101		1	FILT-O		
									2	ADS-C		
17-0013	02-A	UT; Thrifty Oil Company # 416	7,200	100	GW remediation: gas w/FP	Local	101		1	EQUAL		
									2	ADS-C		
									3	FILT-O		
19-0313	02-A	UT; Thrifty Oil Company # 110	7,200	100	GW remediation: gasoline	Local	101		1	EQUAL		
									2	FILT-O		
									3	ADS-C		
20-0043	05-A	Hallmark Circuits Inc	37,202	110	PC Board Manufacturing	Federal	433	.17	1	IX		
									2	EW		
									3	BATCH		
									4	RECYL		
									5	PH		

# SIU Facilities Federal Category, Process, and Pretreatment Technology by Connection Treatment Plant 1

Report run on: December 31, 2012 9:30 AM

Page 12

Facility	Permit	Name	IW Discharged (gpd)	Conn	Principle Process	Federal/Local	CFR Part	CFR Section	Order	Pre Treat Code
20-0043	05-A	Hallmark Circuits Inc	37,202	110					6	FLOC
									7	FILT-O
									8	SD-FP
									9	HAUL
				111	Gold Tab Plating	Federal	433	.17	1	RECOV
									2	CN
				112	Immersion Gold Plating and Tip	Federal	433	.17	1	RECYL
20-0108	04-A	Valley Metals	1,432	110	Metal Forming/Finishing	Federal	433	.17	1	UF
							471	.35	2	FILT
							471	.65	3	PH
									4	P&S
									5	O/W
									6	SETTLE
									8	SPAR-A
									9	DEAD
									10	RECYL
									11	PPT-F
									12	HAUL
				120	X-ray Processing	Local	130		1	RECOV
									2	3CRC
20-0109	04-A	L & T Precision Sheet Metal	35	100	Sewer Lateral	Local			1	HAUL
									2	EVAP
				120	Silkscreen Cleaning	Federal	433	.17		
20-0122	03-A	K-Tube Corporation	1,738	110	Pressure Washing	Federal	433	.17	1	FILT-O
				120	Tube Manufacturing	Federal	433	.17	1	FILT-O
									2	EVAP
21-0248	03-A	Creative Metal Industries	60	110	Silkscreen Cleaning	Federal	433	.17		
				120	Etching (Zero Discharge)	Local			1	HAUL
									2	RECYL
21-0252	04-A	Compucraft Industries Inc	28	100	Zero discharge Cr wastewater	Local			1	ZERO
				110	Metalfinishing	Federal	433	.17	1	PH
				120	Fabrication/Machining	Federal	433	.17		
21-0302	03-A	UT; Thrifty Oil Company # 113	2,880	100	GW Remediation: gas w/FP	Local	101		1	SETTLE

# SIU Facilities Federal Category, Process, and Pretreatment Technology by Connection Treatment Plant 1

Report run on: December 31, 2012 9:30 AM

Page 13

Facility Permi t	Name	IW Discharged (gpd)	Conn	Principle Process	Federal/ Local	CFR Part	CFR Section	Order	Pre Treat Code
21-0302 03-A	UT; Thrifty Oil Company # 113	2,880	100					2	ADS-C
								3	UF
22-0039 06-A	CRH California Water Inc dba Culligan San Diego	25,000	210	Softener Regen	Local	199		1	SETTLE
33-0044 02-A	Coating Services Group LLC	37	110	MF assoc process rinses	Federal	433	.17		
34-0070 02-A	Golden State Metal Finishing	300	110	Treated MF Rinses	Federal	433	.17	1	PH
								2	HAUL
			120	Ni Seal / Black Dye / Chemfilm	Local			1	ZERO
36-0001 01-B	Otay Mesa Energy Center LLC	43,122	110	WetSac blowdown + OWS	Federal	423	.17	1	SETTLE
								2	PH
			120	PCB zero discharge	Federal	423	.17	1	ZERO
			140	Turbine washing	Federal	423	.17	1	SETTLE

79



# Inspections Performed

<b>IU #</b>	<b>Industry</b>	<b>Inspection Type</b>	<b>Inspection Date</b>
02-0112	University of California San Diego	Annual/Renewal Inspection	18-Dec-12
02-0332	Pall Filtration & Separations Group Inc	Stormwater Inspection - SWPPP Reviewed	12-Sep-12
		Annual/Renewal Inspection	12-Sep-12
		Sewer Surcharge Inspection	12-Sep-12
02-0439	PrimaPharm Inc	Annual/Renewal Inspection	20-Jun-12
		Sewer Surcharge Inspection	24-Sep-12
		Stormwater Inspection	20-Jun-12
02-0485	Quantum Design Inc	Stormwater Inspection	23-Apr-12
		Sewer Surcharge Inspection	23-Apr-12
		Annual/Renewal Inspection	23-Apr-12
02-0505	Curtis Technology Inc	Annual/Renewal Inspection	16-May-12
		Stormwater Inspection	16-May-12
02-0518	Suneva Medical Inc	Annual/Renewal Inspection	23-Mar-12
		Stormwater Inspection	23-Mar-12
		Sewer Surcharge Inspection	23-Mar-12
02-0582	The Argen Corporation	Annual/Renewal Inspection	20-Sep-12
		Stormwater Inspection	20-Aug-12
02-0761	Pacira Pharmaceuticals Inc	Annual/Renewal Inspection	21-Dec-12
		Stormwater Inspection	21-Dec-12
02-0762	Pacira Pharmaceuticals Inc	Stormwater Inspection - SWPPP Reviewed	21-Dec-12
		Annual/Renewal Inspection	21-Dec-12
02-1096	UT; Orion Construction	Initial Inspection	18-Sep-12
02-1102	UT; Carmel Valley Residence Hotel LLC	Initial Inspection	19-Jan-12
		Site Visit not elsewhere classified	01-Feb-12
		Site Visit not elsewhere classified	31-Jan-12
		Inactivation Request - Site Visit	20-Aug-12
02-1104	UT; TC Construction Inc	Initial Inspection	25-Jan-12
		Site Visit not elsewhere classified	20-Jan-12
02-1119	UT; Caltrans 11-2t0404 Project ID 1100000446	Initial Inspection	26-Sep-12
		Site Visit not elsewhere classified	06-Sep-12
02-1127	UT; ARB Inc	Initial Inspection	18-May-12
		Inactivation Request - Site Visit	27-Jul-12
03-0115	ATK Space Systems	Stormwater Inspection - SWPPP Reviewed	12-Feb-12
		Annual/Renewal Inspection	12-Feb-12
		Sewer Surcharge Inspection	12-Feb-12
03-0717	Action Powder Coating LLC	Annual/Renewal Inspection	09-Oct-12
		Stormwater Inspection	09-Oct-12
03-0722	Polese Company Inc	Annual/Renewal Inspection	15-Mar-12
		Stormwater Inspection	15-Mar-12
	Thermal Management Solutions dba Santier	Annual/Renewal Inspection	01-Nov-12
		Stormwater Inspection	01-Nov-12
		Sewer Surcharge Inspection	01-Nov-12
03-0920	A to Z Metal Finishing	Annual/Renewal Inspection	15-Aug-12
		Stormwater Inspection	15-Aug-12
03-1017	Anocote Metal Finishing	Annual/Renewal Inspection	09-Oct-12
		Stormwater Inspection	09-Oct-12
05-0684	Allermed Laboratories Inc	Annual/Renewal Inspection	13-Dec-12

## Inspections Performed

<b>IU #</b>	<b>Industry</b>	<b>Inspection Type</b>	<b>Inspection Date</b>
05-0684	Allermed Laboratories Inc	Stormwater Inspection	13-Dec-12
05-0985	Chromalloy San Diego	Site Visit not elsewhere classified	06-Feb-12
		Stormwater Inspection	14-Jun-12
		Annual/Renewal Inspection	14-Jun-12
		Sewer Surcharge Inspection	14-Jun-12
		Site Visit not elsewhere classified	13-Feb-12
05-0997	TTM Printed Circuit Group Inc	Stormwater Inspection - SWPPP Reviewed	08-Nov-12
		Annual/Renewal Inspection	07-Nov-12
05-1019	USN;Marine Corp Air Station Miramar	Annual/Renewal Inspection	07-Feb-12
05-1081	UT; Circle K Stores Inc	Annual/Renewal Inspection	20-Dec-12
	UT; ExxonMobil Oil Corporation	Inactivation Request - Site Visit	23-Jul-12
06-0026	Cubic Defense Applications Inc	Stormwater Inspection - SWPPP Reviewed	17-May-12
		Annual/Renewal Inspection	16-May-12
		Sewer Surcharge Inspection	16-May-12
06-0058	Kyocera America Inc	Stormwater Inspection - SWPPP Reviewed	28-Mar-12
		Sewer Surcharge Inspection	28-Mar-12
		Attachment C Confirmation	28-Mar-12
		Annual/Renewal Inspection	28-Mar-12
06-0267	Hamilton Sundstrand Power Systems	Annual/Renewal Inspection	13-Sep-12
		Sewer Surcharge Inspection	13-Sep-12
		Stormwater Inspection	13-Sep-12
06-0595	UT; Frey Environmental Inc	Inactivation Request - Site Visit	18-Jan-12
07-0171	UT; Thrifty Oil Company # 419	Annual/Renewal Inspection	26-Oct-12
07-0182	UT; LH Woods & Sons Inc	Initial Inspection	17-Oct-12
07-0183	UT; TC Construction	Initial Inspection	06-Dec-12
08-0008	UT; USN FISC Point Loma Fuel Annex	Annual/Renewal Inspection	12-Dec-12
08-0018	USN;Naval Base Coronado - NASNI	Annual/Renewal Inspection	17-May-12
08-0558	Miller Environmental	Annual/Renewal Inspection	19-Jul-12
		Inactivation Request - Site Visit	27-Jul-12
		Stormwater Inspection	19-Jun-12
08-0573	UT; Wier Construction Corporation	Inactivation Request - Site Visit	06-Jan-12
09-0001	AlSCO Inc	Annual/Renewal Inspection	29-Feb-12
		Stormwater Inspection	29-Feb-12
09-0960	UT; HPS Mechanical Inc	Inactivation Request - Site Visit	23-Aug-12
		Site Visit not elsewhere classified	11-Jan-12
		Site Visit not elsewhere classified	29-Feb-12
		Site Visit not elsewhere classified	08-May-12
09-0966	UT; PAR Electrical Contractors Inc	Initial Inspection	25-Jan-12
	UT; USS Cal Builders	Annual/Renewal Inspection	28-Jun-12
10-0018	Coca-Cola Bottling Company of Southern California	Stormwater Inspection - SWPPP Reviewed	05-Mar-12
		Annual/Renewal Inspection	05-Mar-12
		Sewer Surcharge Inspection	05-Mar-12
10-0563	UT; URS Corporation	Initial Inspection	23-Jul-12
11-0016	USN;Naval Base San Diego	Annual/Renewal Inspection	24-Jan-12
11-0024	Southern California Plating Company Inc	Stormwater Inspection - SWPPP Reviewed	16-May-12
		Annual/Renewal Inspection	16-May-12

## Inspections Performed

<b>IU #</b>	<b>Industry</b>	<b>Inspection Type</b>	<b>Inspection Date</b>
11-0024	Southern California Plating Company Inc	Sewer Surcharge Inspection	16-May-12
11-0032	Angelica Textile Services	Annual/Renewal Inspection	19-Sep-12
		Stormwater Inspection	19-Sep-12
11-0051	General Dynamics NASSCO	Annual/Renewal Inspection	08-Nov-12
		Sewer Surcharge Inspection	08-Nov-12
11-0189	Cintas Corporation	Annual/Renewal Inspection	12-Sep-12
		Sewer Surcharge Inspection	12-Sep-12
		Stormwater Inspection	12-Sep-12
11-0272	Major Scientific Industries	Annual/Renewal Inspection	29-Aug-12
		Stormwater Inspection	29-Aug-12
11-0334	KC Graphix	Annual/Renewal Inspection	20-Sep-12
		Stormwater Inspection	20-Sep-12
11-0398	Unifirst Corporation	Annual/Renewal Inspection	16-Mar-12
		Stormwater Inspection	16-Mar-12
		Sewer Surcharge Inspection	16-Mar-12
11-0444	CP Kelco	Annual/Renewal Inspection	17-Oct-12
11-0526	UT; Thrifty Oil Company # 096	Annual/Renewal Inspection	06-Jun-12
11-0534	UT; City of San Diego - Storm Water Dept	Site Visit not elsewhere classified	24-Jan-12
		Annual/Renewal Inspection	04-Dec-12
11-0539	UT; G & M Oil Company	Annual/Renewal Inspection	06-Mar-12
	UT; G & M Oil Company Station # 45	Site Visit not elsewhere classified	02-Feb-12
11-0552	UT; SCS Engineers Inc	Initial Inspection	29-Feb-12
		Site Visit not elsewhere classified	18-Apr-12
		Site Visit not elsewhere classified	21-Mar-12
		Site Visit not elsewhere classified	16-Apr-12
		Site Visit not elsewhere classified	25-May-12
		Inactivation Request - Site Visit	06-Aug-12
		Site Visit not elsewhere classified	27-Jun-12
11-0553	UT; Ortiz Corporation	Initial Inspection	05-Mar-12
		Inactivation Request - Site Visit	28-Sep-12
11-0554	UT; Burtech Pipeline Inc	Initial Inspection	25-May-12
		Site Visit not elsewhere classified	19-Jul-12
		Site Visit not elsewhere classified	05-Jun-12
		Site Visit not elsewhere classified	05-Dec-12
		Annual/Renewal Inspection	30-Nov-12
		Site Visit not elsewhere classified	31-Jul-12
		Site Visit not elsewhere classified	01-Aug-12
		Site Visit not elsewhere classified	01-Jun-12
		Inactivation Request - Site Visit	28-Sep-12
12-0038	RJ Donovan Correctional Facility	Annual/Renewal Inspection	16-Oct-12
12-0065	Emerald Textiles LLC	Annual/Renewal Inspection	23-Aug-12
		Stormwater Inspection	24-Aug-12
12-0144	AP Precision Metals	Annual/Renewal Inspection	30-May-12
		Stormwater Inspection	30-May-12
12-0154	Heinz Frozen Foods	Stormwater Inspection - SWPPP Reviewed	27-Sep-12
		Annual/Renewal Inspection	27-Sep-12
12-0202	Spec-Built Systems Inc	Annual/Renewal Inspection	15-Nov-12
		Site Visit not elsewhere classified	01-May-12

# Inspections Performed

<b>IU #</b>	<b>Industry</b>	<b>Inspection Type</b>	<b>Inspection Date</b>
12-0202	Spec-Built Systems Inc	Stormwater Inspection	15-Nov-12
12-0220	Circle Foods LLC	Stormwater Inspection - SWPPP Reviewed	13-Nov-12
12-0244	Harcon Precision Metals Inc	Annual/Renewal Inspection Stormwater Inspection - SWPPP Reviewed	13-Nov-12 07-Nov-12
12-0264	UT; SC Valley Engineering Inc	Annual/Renewal Inspection	07-Nov-12
12-0273	UT; Hensel Phelps Construction Co	Inactivation Request - Site Visit	23-Mar-12
13-0115	Doncasters GCE Industries	Batch Discharge Authorized - Site Visit	05-Sep-12
13-0161	Rohr Inc dba Goodrich Aerostructures	Annual/Renewal Inspection	15-Feb-12
13-0303	UT; World Oil Marketing Company	Annual/Renewal Inspection	24-Jan-12
13-0454	UT; Innovative Environmental Solutions	Site Visit not elsewhere classified	09-Aug-12
13-0466	UT; Ami Adini & Associates Inc	Annual/Renewal Inspection	27-Apr-12
14-0034	Hotel Del Coronado	Annual/Renewal Inspection	11-Dec-12
16-0033	Garvin Industries	Annual/Renewal Inspection	11-Dec-12
16-0343	Vision Systems Inc	Annual/Renewal Inspection	09-Mar-12
16-0348	Veridiam Inc	Annual/Renewal Inspection	24-Jul-12
16-0520	GKN Aerospace Chem-tronics Inc	Annual/Renewal Inspection	11-Dec-12
16-0529	Triumph Fabrications - San Diego	Annual/Renewal Inspection	17-May-12
16-0727	UT; Thrifty Oil Company # 420	Annual/Renewal Inspection	16-Mar-12
16-0743	UT; Hargrave Environmental Consulting Inc	Annual/Renewal Inspection	06-Dec-12
16-0772	UT; Western Foundations & Shoring Inc	Annual/Renewal Inspection	03-Jul-12
17-0013	UT; Thrifty Oil Company # 416	Inactivation Request - Site Visit	06-Jan-12
19-0313	UT; Thrifty Oil Company # 110	Annual/Renewal Inspection	17-Oct-12
20-0043	Hallmark Circuits Inc	Annual/Renewal Inspection	17-Oct-12
20-0108	Valley Metals	Annual/Renewal Inspection	15-Nov-12
20-0109	L & T Precision Sheet Metal	Annual/Renewal Inspection	27-Feb-12
20-0122	K-Tube Corporation	Annual/Renewal Inspection	20-Mar-12
21-0248	Creative Metal Industries	Annual/Renewal Inspection	24-Oct-12
21-0252	Compucraft Industries Inc	Annual/Renewal Inspection	27-Nov-12
21-0302	UT; Thrifty Oil Company # 113	Compliance Inspection	07-Nov-12
22-0039	CRH California Water Inc dba Culligan San Diego	Annual/Renewal Inspection	15-Mar-12
22-0084	Center Metal Products	Annual/Renewal Inspection	07-May-12
32-0020	UT; PAR Electrical Contractors	Initial Inspection	10-May-12
33-0044	Coating Services Group LLC	Site Visit not elsewhere classified	24-Aug-12
33-0054	UT; El Cajon Grading & Engineering	Inactivation Request - Site Visit	03-Jan-12
34-0070	Golden State Metal Finishing	Annual/Renewal Inspection	12-Jan-12
36-0001	Otay Mesa Energy Center LLC	Compliance Inspection	06-Jun-12
		Initial Inspection	08-May-12
		Inactivation Request - Site Visit	29-Sep-12
		Annual/Renewal Inspection	03-May-12
		Annual/Renewal Inspection	12-Jul-12
		Site Visit not elsewhere classified	19-Mar-12

# Active Non-SIU Permits, Treatment Plant 1

Report run on: December 31, 2012 9:24 AM

Class	Facility	Permit	Name	Address	City	Zip
2	02-0033	02-A	Salk Institute for Biological Studies	10010 N Torrey Pines Rd	San Diego	92037
	02-0040	03-A	Scripps Memorial Hospital	9888 Genesee Av	La Jolla	92037
	02-0043	04-A	Sanford-Burnham Medical Research Institute	10901 N Torrey Pines Rd	San Diego	92037
	02-0059	03-A	General Atomics	3550 General Atomics Ct	San Diego	92121
	02-0313	03-A	Quidel Corporation	10165 Mc Kellar Ct	San Diego	92121
	02-0429	02-B	FedEx Freight West	5550 Eastgate MI	San Diego	92121
	02-0434	03-A	Advanced BioHealing	10933 N Torrey Pines Rd Suite 200	La Jolla	92037
	02-0441	04-A	Agilent Technologies	11011 N Torrey Pines Rd	La Jolla	92037
	02-0501	05-A	EMD Millipore	10394 Pacific Center Ct	San Diego	92121
	02-0510	03-A	Tanabe Research Laboratories	4540 Towne Centre Ct	San Diego	92121
	02-0512	01-A	Neurosciences Research Foundation Inc	10640 John Jay Hopkins Dr	San Diego	92121
	02-0553	02-A	BD Biosciences	10995 Torreyana Rd	San Diego	92121
	02-0571	01-A	Nautilus Environmental LLC	5550 Morehouse Dr Suite 150	San Diego	92121
	02-0574	00-A	Integrated Microwave	11353 Sorrento Valley Rd	San Diego	92121
	02-0595	02-A	San Diego Reference Laboratory	6122 Nancy Ridge Dr	San Diego	92121
	02-0603	02-A	Bioserv Corporation	5340 Eastgate MI	San Diego	92121
	02-0630	04-A	Vertex Pharmaceuticals San Diego LLC	11010 Torreyana Rd	San Diego	92121
	02-0636	04-A	Accumetrics Inc	3985 Sorrento Valley Bl Suite B	San Diego	92121
	02-0641	03-A	Johnson & Johnson Pharmaceutical R&D	3210 Merryfield Rw	San Diego	92121
	02-0650	02-A	Helicon Therapeutics	7473 Lusk Bl	San Diego	92121
	02-0707	03-A	Acadia Pharmaceuticals Inc	3911 Sorrento Valley Bl	San Diego	92121
	02-0715	03-A	The Scripps Research Institute	3545 Cray Ct	La Jolla	92037
	02-0721	02-A	Arena Pharmaceuticals Inc	6166 Nancy Ridge Dr	San Diego	92121
	02-0722	06-A	SanGart Inc	6175 Lusk Bl	San Diego	92121
	02-0729	02-A	Scripps Green Hospital and Clinic	10666 N Torrey Pines Rd	La Jolla	92037
	02-0730	03-A	The Scripps Research Institute	10466 N Torrey Pines Rd	La Jolla	92037
	02-0744	03-A	The Scripps Research Institute	3050 Science Park Rd	La Jolla	92037
	02-0752	03-A	Novartis Institute for Functional Genomics dba GNF	10675 John Jay Hopkins Dr	San Diego	92121
	02-0756	02-A	Pfizer La Jolla Laboratories	10777 Science Center Dr	San Diego	92121
	02-0764	05-A	Amylin Pharmaceuticals Inc	4570 Executive Dr Suite	San Diego	92121
	02-0776	02-A	BD Biosciences	11077 N Torrey Pines Rd	La Jolla	92037
	02-0779	03-A	Sunstate Equipment Company	5590 Eastgate MI	San Diego	92121
	02-0795	02-A	Trius Therapeutics	6310 Nancy Ridge Dr Suite 105	San Diego	92121
	02-0803	02-A	The Scripps Research Institute	3528 General Atomics Ct	San Diego	92121
	02-0810	02-A	Charles River Laboratory Transgenic Services	10792 Roselle St	San Diego	92121
	02-0812	01-A	ActivX Biosciences Inc	11025 N Torrey Pines Rd Suite 120	La Jolla	92037
	02-0827	01-A	Sequenom Inc	3595 John Hopkins Ct	San Diego	92121
	02-0860	02-A	Takeda San Diego Inc	10410 Science Center Dr	San Diego	92121

# Active Non-SIU Permits, Treatment Plant 1

Report run on: December 31, 2012 9:24 AM

Class	Facility	Permit	Name		Address		City	Zip
2	02-0861	02-A	Illumina Inc	9885	Towne Centre	Dr	San Diego	92121
	02-0863	02-A	The Scripps Research Institute	3215	Merryfield	Rw	San Diego	92121
	02-0868	02-A	Genomatica Inc	10520	Wateridge	Cr	San Diego	92121
	02-0869	01-A	Ceregene Inc	9381	Judicial	Dr Suite 130	San Diego	92121
	02-0880	02-A	Vical Inc	10390	Pacific Center	Ct	San Diego	92121
	02-0882	02-A	Signal Pharmaceuticals	4550	Towne Centre	Ct	San Diego	92121
	02-0889	01-A	Molecular Diagnostic Services	4204	Sorrento Valley	Bl Suite G	San Diego	92121
	02-0892	02-A	Althea Technologies Inc	11040	Sorrelle	St	San Diego	92121
	02-0939	01-A	Biocept Inc	5810	Nancy Ridge	Dr Suite 200	San Diego	92121
	02-0945	01-A	CovX Pharmaceuticals Inc	9381	Judicial	Dr Suite 200	San Diego	92121
	02-0957	01-A	The Burnham Institute for Medical Research	3010	Science Park	Rd	San Diego	92121
	02-0972	01-A	SDG&E Environmental Lab	6555	Nancy Ridge	Dr Suite 300	San Diego	92121
	02-0977	01-A	Ambrx Inc	10975	N Torrey Pines	Rd	San Diego	92037
	02-1011	01-A	Veterinary Specialty Hospital	10435	Sorrento Valley	Rd	San Diego	92121
	02-1013	01-A	Senomyx Inc	4767	Nexus Center	Dr	San Diego	92121
	02-1014	02-A	Sanford-Burnham Medical Research Institute	10905	Road to the Cure		San Diego	92121
	02-1016	01-A	Pacific Membranes	3956	Sorrento Valley	Bl Suite 600	San Diego	92121
	02-1063	01-A	Axikin Pharmaceuticals	10835	Road to the Cure	Suite 200	San Diego	92121
	02-1083	01-A	Receptos	10835	Road to the Cure	Suite 205	San Diego	92121
	02-1084	01-A	Explora Biolabs	10835	Road to the Cure	Suite 130	San Diego	92121
	02-1095	01-A	VA San Diego Healthcare System	3350	La Jolla Village	Dr	San Diego	92161
	03-0077	03-A	Miramar Truck Sales Inc	6066	Miramar	Rd	San Diego	92121
	03-0254	02-A	SDCCD; Miramar College	10440	Black Mountain	Rd	San Diego	92126
	03-0293	02-A	Hertz Equipment Rental	8014	Miramar	Rd	San Diego	92126
	03-0347	03-A	Sungear	8535	Arjons	Dr Suite G	San Diego	92126
	03-0488	02-A	GenBio	15222	Avenue of Science	Suite A	San Diego	92128
	03-0530	01-A	Valley Crest Landscape Inc	8450	Miramar	Pl	San Diego	92121
	03-0535	03-A	Hazard Construction Company	6465	Marindustry	Pl	San Diego	92121
	03-0694	01-A	Pulse Electronics Inc	12220	World Trade	Dr	San Diego	92128
	03-0738	01-A	Scripps Laboratories	6838	Flanders	Dr	San Diego	92121
	03-0752	02-A	Inova Diagnostics Inc	9900	Old Grove	Rd	San Diego	92131
	03-0777	02-B	Gen-Probe Inc	10210	Genetic Center	Dr	San Diego	92121
	03-0780	03-A	Miramar Bobcat Inc	9370	Miramar	Rd	San Diego	92126
	03-0801	02-A	SMS Technologies Inc	9877	Waples	St	San Diego	92121
	03-0808	01-A	Detail Works Inc	9210	Dowdy	Dr Suite H	San Diego	92126
	03-0934	02-A	Diamond Environmental	9174	Rehco	Rd	San Diego	92121
	03-0954	03-A	Rush Truck Center	8464	Miramar	Rd	San Diego	92126
	03-0965	03-A	Designer Molecules Inc	10080	Willow Creek	Rd	San Diego	92131
	03-0993	01-A	City;Environmental Services Dept	8353	Miramar	Pl	San Diego	92121

# Active Non-SIU Permits, Treatment Plant 1

Report run on: December 31, 2012 9:24 AM

Page 3

<b>Class</b>	<b>Facility Permit</b>	<b>Name</b>		<b>Address</b>		<b>City</b>	<b>Zip</b>
2	03-1024 01-B	NeoMPS	9395	Cabot	Dr	San Diego	92126
	03-1035 01-A	TriLink BioTechnologies Inc	9955	Mesa Rim	Rd	San Diego	92121
	03-1060 01-A	Combi-Blocks Inc	7949	Silverton	Av Suite 915	San Diego	92126
	03-1070 02-A	Johnson Matthey Medical Products	12205	World Trade	Dr	San Diego	92128
	03-1081 01-A	Biosite Inc	9975	Summers Ridge	Rd	San Diego	92121
	03-1190 01-A	Peregrine Semiconductor	9380	Carroll Park	Dr	San Diego	92121
	03-1206 01-A	AEM Inc	6610	Cobra	Wy	San Diego	92121
	04-0005 03-A	Bud's Radiator Service	7464	Draper	Av	La Jolla	92037
	04-0016 04-A	Sea World San Diego	500	Sea World	Dr	San Diego	92109
	04-0196 01-B	Mission Bay Aquatic Center	1001	Santa Clara	Pl	San Diego	92109
	04-0211 02-A	UCSD Scripps Institution of Oceanography	8602	La Jolla Shores	Dr	La Jolla	92093
	04-0253 01-A	Driscoll Mission Bay	1500	Quivira	Wy	San Diego	92109
	05-0011 01-A	Arrowhead Mountain Spring Water Company	8025	Engineer	Rd	San Diego	92111
	05-0013 02-A	University of San Diego	5998	Alcala Park		San Diego	92110
	05-0015 05-A	The San Diego Union-Tribune LLC	350	Camino de la Reina		San Diego	92108
	05-0035 02-B	Children's Hospital and Health Center	3020	Children's	Wy	San Diego	92123
	05-0039 02-A	Sharp Memorial Hospital	7901	Frost	St	San Diego	92123
	05-0064 04-B	The Pepsi Bottling Group of San Diego	7995	Armour	St	San Diego	92111
	05-0100 03-A	Frazee Industries	6625	Miramar	Rd	San Diego	92121
	05-0111 02-A	City;Equipment Division - Rose Canyon	3775	Morena	Bl	San Diego	92117
	05-0120 02-A	Sharp Pathology Laboratory	5325	Metro	St	San Diego	92110
	05-0384 02-A	San Diego Transit Corporation	4630	Ruffner	St	San Diego	92111
	05-0446 01-A	SDCCD; Mesa College	7250	Mesa College	Dr	San Diego	92111
	05-0467 03-A	Caltrans	7177	Opportunity	Rd	San Diego	92111
	05-0513 03-A	San Diego Gas & Electric Company	4848	Santa Fe	St	San Diego	92109
	05-0533 02-A	Kearny Mesa Acura & Jaguar/Aston Martin of SD	5202	Kearny Mesa	Rd	San Diego	92111
	05-0656 04-A	SDUSD; San Diego Unified School District	4710	Cardin	St	San Diego	92111
	05-0669 03-A	San Diego Gas & Electric Company	6875	Consolidated	Wy	San Diego	92121
	05-0689 02-A	Kenyon Machine Inc	5002	Santa Fe	St Suite E	San Diego	92109
	05-0750 01-A	AntiCancer Inc	7917	Ostrow	St	San Diego	92111
	05-0809 04-B	MM San Diego LLC - Miramar	5244	Convoy	St	San Diego	92111
	05-1067 01-A	Mercedes Benz of San Diego	4750	Kearny Mesa	Rd	San Diego	92111
	06-0013 02-A	Solar Turbines Inc	4200	Ruffin	Rd	San Diego	92123
	06-0052 02-A	Merry X-Ray Chemical Corporation	4444	Viewridge	Av	San Diego	92123
	06-0071 04-A	City;Fire - Rescue Dept Repair Facility	3870	Kearny Villa	Rd	San Diego	92123
	06-0238 04-A	Sorrento Electronics Inc	4949	Greencraig	Ln	San Diego	92123
	06-0268 03-A	San Diego Gas & Electric Company	5488	Overland	Av	San Diego	92123
	06-0275 03-A	EnviroMatrix Analytical Inc	4340	Viewridge	Av Suite A	San Diego	92123
	06-0344 01-A	United Rentals	5580	Kearny Villa	Rd	San Diego	92123



# Active Non-SIU Permits, Treatment Plant 1

Report run on: December 31, 2012 9:24 AM

Class	Facility	Permit	Name		Address		City	Zip
2	06-0405	04-A	CP Kelco	8225	Aero	Dr	San Diego	92123
	06-0430	03-A	San Diego X-Ray Inc	9127	Chesapeake	Dr	San Diego	92123
	06-0498	02-A	Maxwell Technologies Inc	9244	Balboa	Av	San Diego	92123
	06-0519	02-A	VAS Engineering	4750	Viewridge	Av	San Diego	92123
	06-0533	01-A	Hi Tech Honeycomb	9355	Ruffin	Ct	San Diego	92123
	06-0569	01-A	Water Works Inc	5490	Complex	St Suite 602	San Diego	92123
	06-0596	02-A	Statewide Stripes Inc	7320	Mission Gorge Road		San Diego	92120
	07-0001	03-A	City;Alvarado Treatment Plant	5540	Kiowa	Dr	La Mesa	91941
	07-0011	04-A	Kaiser Foundation Hospital	4647	Zion	Av	San Diego	92120
	07-0152	02-A	BJ's Rentals Inc	7585	Mission Gorge	Rd	San Diego	92120
	07-0170	05-B	UT; Union Oil Facility No. 35-1588	7121	Park Ridge	Bl	San Diego	92120
	08-0004	03-A	American Airlines	2330	Stillwater	Rd	San Diego	92101
	08-0009	06-B	USN;Naval Submarine Base	140	Sylvester	Rd	San Diego	92106
	08-0016	04-A	USN;Marine Corps Recruit Depot	4600	Belleau	Av Bldg 224	San Diego	92140
	08-0017	04-A	USN;Space & Naval Warfare Systems Center Pacific	53560	Hull	St	San Diego	92152
	08-0229	02-A	Environmental Engineering Laboratory Inc	3538	Hancock	St	San Diego	92110
	08-0247	01-A	Shelter Island Boatyard	2330	Shelter Island	Dr Suite 1	San Diego	92106
	08-0290	00-A	Nielsen Beaumont Marine	2420	Shelter Island	Dr	San Diego	92106
	08-0347	03-A	The Strip Shop	4015	La Salle	St	San Diego	92110
	08-0358	01-A	San Diego County Public Health Lab	3851	Rosecrans	St	San Diego	92110
	08-0385	01-A	San Diego County Regional Airport Authority	3225	N Harbor	Dr	San Diego	92101
	08-0390	02-A	Aircraft Service International	2340	Stillwater	Rd	San Diego	92101
	08-0490	03-A	USN;Naval Amphib Base Coronado	3420	Guadalcanal	Rd Bldg 104	San Diego	92155
	08-0494	02-A	BJ's Rentals Inc	3959	Pacific	Hy	San Diego	92110
	08-0525	02-A	City;Public Utilities EMTS Lab at NTC	2392	Kincaid	Rd	San Diego	92101
	09-0009	04-A	USN;Naval Medical Center San Diego	34800	Bob Wilson	Dr	San Diego	92134
	09-0012	03-A	UCSD Medical Center	200	W Arbor	Dr	San Diego	92103
	09-0023	04-A	Solar Turbines Inc	2200	Pacific	Hy	San Diego	92101
	09-0041	02-A	SDCCD; City College	1313	Park	Bl	San Diego	92101
	09-0048	01-A	Zoological Society of San Diego	2920	Zoo	Dr	San Diego	92101
	09-0052	01-A	Sharp Rees-Stealy Medical Group	2001	4th	Av	San Diego	92101
	09-0431	04-A	San Diego Gas & Electric - Metro C & O	701	33rd	St	San Diego	92102
	09-0607	02-A	City;Police Department Headquarters	1401	Broadway		San Diego	92101
	09-0825	02-A	Scripps Mercy Hospital	4077	5th	Av	San Diego	92103
	10-0002	02-A	Alvarado Hospital Medical Center	6655	Alvarado	Rd	San Diego	92120
	10-0023	03-A	San Diego State University	5500	Campanile	Dr	San Diego	92182
	10-0058	01-A	City;Equipment Division - Chollas	2740	Caminito Chollas		San Diego	92105
	10-0239	03-A	Dion International Trucks Inc	5255	Federal	Bl	San Diego	92105



# Active Non-SIU Permits, Treatment Plant 1

Report run on: December 31, 2012 9:24 AM

Class	Facility	Permit	Name		Address		City	Zip
2	10-0272	03-A	E & E Industries Inc	4931	Market	St	San Diego	92102
	10-0384	03-A	Decisive Testing Inc	4735	Myrtle	Av	San Diego	92105
	10-0456	02-A	First Student	4902	Market	St	San Diego	92102
	10-0469	01-A	Villa View Community Hospital	5550	University	Av	San Diego	92105
	10-0474	05-A	UT; ARCADIS US Inc	6098	University	Av	San Diego	92115
	10-0499	02-A	UT; BBC Environmental Inc		Various (Metro Area)		San Diego	92116
	11-0040	02-A	San Diego Trolley Inc	1535	Newton	Av	San Diego	92113
	11-0086	03-B	San Diego Transit Corporation	100	16th	St	San Diego	92102
	11-0181	04-A	Cool Radiator	3362	National	Av	San Diego	92113
	11-0217	03-A	BAE System San Diego Ship Repair	2205	E Belt	St	San Diego	92113
	11-0261	03-A	Sundance Stage Lines	3762	Main	St	San Diego	92113
	11-0269	02-A	Pacific Ship Repair & Fabrication Inc	1625	Rigel	St	San Diego	92113
	11-0301	02-A	IMS Recycling Services	2731	Newton	Av	San Diego	92113
	11-0352	03-A	Ace Radiator	1836	National	Av	San Diego	92113
	11-0379	02-A	The Jankovich Company	961	E Harbor	Dr	San Diego	92101
	11-0399	03-A	Lupe's Radiator Shop	2660	Imperial	Av Suite B	San Diego	92102
	11-0404	02-A	Burlington Northern & Santa Fe Railway	1342	Cesar E Chavez	Py	San Diego	92113
	11-0412	03-A	Sloan Electric Company	3520	Main	St	San Diego	92113
	11-0417	03-A	Continental Maritime of San Diego	1995	Bay Front	St	San Diego	92113
	11-0433	02-A	Universal Radiator & Automotive Inc	2005	Imperial	Av	San Diego	92102
	11-0435	03-A	Deca Forklift Inc	3596	Dalbergia	St	San Diego	92113
	11-0527	01-A	Propulsion Controls Engineering (PCE)	1620	Rigel	St	San Diego	92113
	12-0140	01-A	Kaiser Foundation Health Plan	4652	Palm	Av	San Diego	92154
	12-0143	02-A	Adesa San Diego	2175	Cactus	Rd	San Diego	92154
	12-0145	03-A	Larkspur Energy	9355	Otay Mesa	Rd	San Diego	92154
	12-0177	01-A	Truck Net LLC	8490	Avenida De La Fuente		San Diego	92154
	13-0007	02-A	Clarkson Lab & Supply Inc	350	Trousdale	Dr	Chula Vista	91910
	13-0008	04-A	Sharp Chula Vista Medical Center	751	Medical Center	Ct	Chula Vista	91911
	13-0016	05-A	Prudential Overall Supply	740	F	St	Chula Vista	91910
	13-0040	03-A	Southwestern College	900	Otay Lakes	Rd	Chula Vista	91910
	13-0057	04-A	Scripps Memorial Hospital Chula Vista	435	H	St	Chula Vista	91910
	13-0063	03-A	Quality Lift Trucks	115	N Glover	Av	Chula Vista	91910
	13-0159	03-A	SOS Metals San Diego	635	Anita	St	Chula Vista	91911
	13-0278	03-A	Allied Waste Systems dba Allied Waste Services SD	881	Energy	Wy	Chula Vista	91911
	13-0316	02-A	Fuller Ford	560	Auto Park	Dr	Chula Vista	91911
	13-0327	02-A	Dresser-Rand	1675	Brandywine	Av Suite E&F	Chula Vista	91911
	13-0399	02-A	Veolia Transportation	3650A	Main	St	Chula Vista	91911
	14-0002	03-A	Sharp Coronado Hospital	250	Prospect	Pl	Coronado	92118

# Active Non-SIU Permits, Treatment Plant 1

Report run on: December 31, 2012 9:24 AM

<b>Class</b>	<b>Facility Permit</b>	<b>Name</b>	<b>Address</b>	<b>City</b>	<b>Zip</b>
2	16-0024 04-A	Decco Castings Inc	1596 Pioneer	Wy	El Cajon 92020
	16-0270 03-A	Grossmont College	8800 Grossmont College	Dr	El Cajon 92020
	16-0281 02-A	Elmer Sweetwood & Sons Inc	151 S Sunshine	Av	El Cajon 92020
	16-0335 01-A	Autohaus Stebel Inc	885 E Washington	Av	El Cajon 92020
	16-0382 01-A	Cummins Cal Pacific LLC	310 N Johnson	Av	El Cajon 92020
	16-0405 01-C	Waste Management	1001 W Bradley	Av	El Cajon 92020
	16-0574 06-A	UT; Thrifty Oil Company # 421	900 E Broadway		El Cajon 92020
	16-0610 02-A	Emberton's Machine and Tool Inc	1215 Pioneer	Wy	El Cajon 92020
	16-0632 05-A	UT; Thrifty Oil Company # 042	700 Avocado	Av	El Cajon 92020
	16-0651 01-A	Thunderbird Products	1148 N Marshall	Av	El Cajon 92020
	16-0714 05-A	UT; Hargrave Environmental Consulting	1977 N Marshall	Av	El Cajon 92020
	16-0725 05-A	UT; Thrifty Oil Company # 098	978 N Cuyamaca	St	El Cajon 92020
	16-0726 03-A	UT; Thrifty Oil Company # 120	489 W Main	St	El Cajon 92020
	16-0785 01-A	UT; ERM-West Inc	790 Greenfield	Dr	El Cajon 92021
	18-0010 02-A	Grossmont Hospital	5555 Grossmont Center	Dr	La Mesa 91942
	18-0040 02-A	Grossmont Union High School District	1100 Murray	Dr	El Cajon 92020
	18-0184 02-A	City of La Mesa Operations Center	8152 Commercial	St	La Mesa 91942
	18-0195 03-A	UT; Thrifty Oil Company #121	9600 Murray	Dr	La Mesa 91942
	19-0001 03-A	Ron Baker Chevrolet Isuzu	2301 National City	Bl	National City 91950
	19-0024 04-A	Paradise Valley Hospital	2400 E 4th	St	National City 91950
	19-0032 03-A	Pepper Oil Company Inc	2300 Tidelands	Av	National City 91950
	19-0045 04-A	San Diego Wood Preserving Company	2010 Haffley	Av	National City 91950
	19-0110 03-A	Southland Clutch Inc	101 E 18th	St	National City 91950
	19-0143 02-A	Costco Wholesale Industries	1001 W 19th	St	National City 91950
	19-0206 02-A	Frank Toyota	2400 National City	Bl	National City 91950
	19-0214 03-A	San Diego Auto Detail	110 W 11th	St	National City 91950
	19-0318 01-A	Innovative Cutting Design Corp	1805 Cleveland	Av	National City 91950
	19-0327 02-A	UT; Thrifty Oil Company # 105	1606 E Plaza	Bl	National City 91950
	19-0348 04-A	UT; H K Sweetwater Partnership	3009 Highland	Av	National City 91950
	19-0351 01-A	Jacobs Engine Rebuilding	938 Coolidge	Av	National City 91950
	20-0002 03-A	Palomar Pomerado Health	15615 Pomerado	Rd	Poway 92064
	20-0033 02-A	Toray Membranes USA Inc	13435 Danielson	St	Poway 92064
	20-0041 02-A	One Stop Equipment	12270 Oak Knoll	Rd	Poway 92064
	20-0112 03-A	BJ's Rentals Inc	13044 Poway	Rd	Poway 92064
	20-0145 02-A	Southwest Imaging Inc	13670 Danielson	St Suite C	Poway 92064
	20-0208 01-A	Alfa Scientific Designs Inc	13200 Gregg	St	Poway 92064
	20-0228 07-A	UT; ConocoPhillips 76 Station #2971	14147 Twin Peaks	Rd	Poway 92064
	20-0238 03-A	UT; Phillips 66 Company Circle K Station #2966	12906 Pomerado	Rd	Poway 92064
	21-0078 02-A	TC Construction Company Inc	10510 Prospect	Av	Santee 92071

# Active Non-SIU Permits, Treatment Plant 1

Report run on: December 31, 2012 9:24 AM

Class	Facility Permit	Name	Address	City	Zip	
2	21-0092 04-A	Kirk's Radiator & Auto AC Inc	1754 N Magnolia Av	El Cajon	92020	
	21-0151 01-A	Padre Dam Municipal Water District	12001 N Fanita Py	Santee	92071	
	21-0175 04-A	Eskimo Radiator & Air Conditioning Repair	121 E Bradley Av	El Cajon	92020	
	21-0184 03-A	Scantibodies Laboratory Inc	9336 Abraham Wy	Santee	92071	
	21-0299 01-A	California Water Jet	10135 Prospect Av	Santee	92071	
	21-0303 04-A	UT; Thrifty Oil Company #106	9811 Mission Gorge Rd	Santee	92071	
	21-0306 02-A	UT; CalClean Inc	9009 Carlton Hills Bl	Santee	92071	
	22-0007 03-A	EW Truck & Equipment	6336 Federal Bl	San Diego	92114	
	22-0036 02-A	Bob Baker Toyota of Lemon Grove	6800 Federal Bl	Lemon Grove	91945	
	22-0057 05-A	UT; ARCO	7988 Broadway	Lemon Grove	91945	
	22-0068 05-A	UT; Atlantic Richfield Company	8001 Broadway	Lemon Grove	91945	
	22-0074 03-A	UT; Moller Investment Group Inc	7505 Broadway	Lemon Grove	91945	
	33-0002 01-A	Lakeside Equipment Sales and Rentals	11925 Woodside Av	Lakeside	92040	
	33-0011 02-A	Lakeside Radiator & Auto	9764 Los Coches Rd	Lakeside	92040	
	33-0013 02-A	Lakeside Muffler and Welding	12461 Woodside Av	Lakeside	92040	
	33-0026 01-A	Hawthorne Rent-It Service	12329 Mapleview St	Lakeside	92040	
	33-0038 06-A	UT; EnviroApplications Incorporated	12060 Woodside Av	Lakeside	92040	
	34-0028 01-A	Bravo's Engine Builders	9450 Jamacha Bl Suite C	Spring Valley	91977	
	34-0037 02-A	Asmar's Engine Cleaning	8621 Troy St	Spring Valley	91977	
	34-0052 02-A	County of San Diego	11970 Singer Ln	Spring Valley	91978	
	35-0002 03-A	GRC Performance Machine	8455 Winter Gardens Bl	Lakeside	92040	
	<b>252</b>					
	3	02-0527 03-A	Penhall Company	5775 Eastgate Dr	San Diego	92121
		03-0236 01-A	Pioneer Centres of San Diego	9020 Miramar Rd	San Diego	92126
		03-0332 03-A	TORVAC Division of Darling International	8096 Miramar Rd	San Diego	92126
03-0712 02-A		United States Postal Service	11251 Rancho Carmel Dr Suite 160	San Diego	92199	
				2		
03-0768 01-A		Culligan Water Company	7575 Carroll Rd	San Diego	92121	
03-1194 01-A		JDZ Inc dba AleSmith Brewing Company	9368 Cabot Dr	San Diego	92126	
04-0435 02-A		UT; Ralston Real Estate Company	7817 Ivanhoe Av	San Diego	92037	
05-0036 02-A		Clairemont Car Wash	3030 Clairemont Dr	San Diego	92117	
05-0626 01-A		Chapparone Auto Body & Painting	8039 Balboa Av Suite A	San Diego	92111	
05-0771 01-A		G & M Oil Company	3860 Kearny Mesa Rd	San Diego	92111	
05-1071 01-A		G & M Oil Company # 174	7737 Balboa Av	San Diego	92111	
06-0494 01-A		G & M Oil Company # 54	8110 Balboa Av	San Diego	92111	
06-0515 02-A		HQ 63D Regional Support Command	2400 Admiral Baker Rd	San Diego	92120	
06-0592 01-A		Johnson's Catering	9341 Ruffin Ct	San Diego	92123	
07-0094 02-A	G & M Oil Company #178	8815 Lake Murray Bl	San Diego	92119		

# Active Non-SIU Permits, Treatment Plant 1

Report run on: December 31, 2012 9:24 AM

<i>Class</i>	<i>Facility Permit</i>	<i>Name</i>	<i>Address</i>	<i>City</i>	<i>Zip</i>
3	08-0059 02-A	Genie Car Wash	3949 W Point Loma	San Diego	92110
	08-0304 02-A	US Coast Guard	2710 N Harbor	San Diego	92101
	08-0398 01-A	Hertz Rent-A-Car	3202 N Harbor	San Diego	92101
	10-0386 01-A	Genie Car Wash and Oil Change	5985 University	San Diego	92115
	11-0041 02-A	San Diego Unified Port District	Foot of Crosby	San Diego	92101
	11-0147 02-A	Moody's Lunch Service Inc	4637 Market	San Diego	92102
	11-0241 03-A	UT; St Vincent De Paul Village	1501 Imperial	San Diego	92101
	11-0251 03-A	Chesapeake Fish Company	535 Harbor	San Diego	92101
	11-0447 02-A	Aqua Aire USA	3561 Dalbergia	San Diego	92113
	11-0453 01-A	Trolley Auto Parts	2966 Commercial	San Diego	92113
	12-0024 03-A	US Border Patrol	3752 Beyer	San Diego	92173
	13-0283 03-B	United Parcel Service	2300 Boswell	Chula Vista	91913
	13-0298 03-A	Chula Vista Energy Center LLC	3497 Main	Chula Vista	91911
	13-0439 01-A	Toyota Chula Vista	650 Main	Chula Vista	91911
	19-0115 04-A	Mossy Nissan National City	2700 National City	National City	91950

**30**

**282**

# Active Groundwater Permits, Treatment Plant 1

Report run on: December 31, 2012 9:19 AM

Class	Facility	Permit	Name		Address		City	Zip
2	05-1081	04-A	UT; Circle K Stores Inc	3861	Governor	Dr	San Diego	92122
	07-0170	05-B	UT; Union Oil Facility No. 35-1588	7121	Park Ridge	Bl	San Diego	92120
	07-0171	04-A	UT; Thrifty Oil Company # 419	8787	Lake Murray	Bl	San Diego	92119
	08-0008	05-B	UT; USN FISC Point Loma Fuel Annex	199	Rosecrans	St	San Diego	92106
	09-0966	02-A	UT; USS Cal Builders	1040	N Harbor	Dr	San Diego	92101
	10-0474	05-A	UT; ARCADIS US Inc	6098	University	Av	San Diego	92115
	10-0499	02-A	UT; BBC Environmental Inc		Various (Metro Area)		San Diego	92116
	11-0526	03-A	UT; Thrifty Oil Company # 096	2502	Imperial	Av	San Diego	92102
	11-0539	02-A	UT; G & M Oil Company	3774	Main	St	San Diego	92113
	11-0554	02-A	UT; Burtech Pipeline Inc		Harbor	Dr	San Diego	92101
	13-0303	04-A	UT; World Oil Marketing Company	685	H	St	Chula Vista	91910
	13-0454	03-A	UT; Innovative Environmental Solutions	1330	3rd	Av	Chula Vista	91911
	13-0466	02-A	UT; Ami Adini & Associates Inc	77	Broadway		Chula Vista	91910
	16-0574	06-A	UT; Thrifty Oil Company # 421	900	E Broadway		El Cajon	92020
	16-0632	05-A	UT; Thrifty Oil Company # 042	700	Avocado	Av	El Cajon	92020
	16-0714	05-A	UT; Hargrave Environmental Consulting	1977	N Marshall	Av	El Cajon	92020
	16-0725	05-A	UT; Thrifty Oil Company # 098	978	N Cuyamaca	St	El Cajon	92020
	16-0726	03-A	UT; Thrifty Oil Company # 120	489	W Main	St	El Cajon	92020
	16-0727	03-A	UT; Thrifty Oil Company # 420	398	El Cajon	Bl	El Cajon	92020
	16-0743	01-A	UT; Hargrave Environmental Consulting Inc	1313	N 2nd	St	El Cajon	92020
	16-0785	01-A	UT; ERM-West Inc	790	Greenfield	Dr	El Cajon	92021
	17-0013	02-A	UT; Thrifty Oil Company # 416	1185	Palm	Av	Imperial Beach	91932
	18-0195	03-A	UT; Thrifty Oil Company #121	9600	Murray	Dr	La Mesa	91942
	19-0313	02-A	UT; Thrifty Oil Company # 110	1139	Harbison	Av	National City	92050
	19-0327	02-A	UT; Thrifty Oil Company # 105	1606	E Plaza	Bl	National City	91950
	19-0348	04-A	UT; H K Sweetwater Partnership	3009	Highland	Av	National City	91950
	20-0228	07-A	UT; ConocoPhillips 76 Station #2971	14147	Twin Peaks	Rd	Poway	92064
	20-0238	03-A	UT; Phillips 66 Company Circle K Station #2966	12906	Pomerado	Rd	Poway	92064
	21-0302	03-A	UT; Thrifty Oil Company # 113	1525	N Magnolia	Av	El Cajon	92020
	21-0303	04-A	UT; Thrifty Oil Company #106	9811	Mission Gorge	Rd	Santee	92071
	21-0306	02-A	UT; CalClean Inc	9009	Carlton Hills	Bl	Santee	92071
	22-0057	05-A	UT; ARCO	7988	Broadway		Lemon Grove	91945
	22-0068	05-A	UT; Atlantic Richfield Company	8001	Broadway		Lemon Grove	91945
	22-0074	03-A	UT; Moller Investment Group Inc	7505	Broadway		Lemon Grove	91945
	33-0038	06-A	UT; EnviroApplications Incorporated	12060	Woodside	Av	Lakeside	92040
<b>35</b>								
3	02-1096	01-A	UT; Orion Construction	10745	Roselle	St	San Diego	92121
	02-1119	01-A	UT; Caltrans 11-2t0404 Project ID 1100000446	4800	Carroll Canyon	Rd	San Diego	92121

# Active Groundwater Permits, Treatment Plant 1

Report run on: December 31, 2012 9:19 AM

<i>Class</i>	<i>Facility Permit</i>	<i>Name</i>	<i>Address</i>			<i>City</i>	<i>Zip</i>
3	04-0435 02-A	UT; Ralston Real Estate Company	7817	Ivanhoe	Av	San Diego	92037
	07-0182 01-A	UT; LH Woods & Sons Inc	6370	Lakeshore	Dr	San Diego	92119
	07-0183 01-A	UT; TC Construction	5786	Adobe Falls	Rd	San Diego	92120
	10-0563 01-A	UT; URS Corporation	1050	32nd	St	San Diego	92104
	11-0241 03-A	UT; St Vincent De Paul Village	1501	Imperial	Av	San Diego	92101
	11-0534 02-A	UT; City of San Diego - Storm Water Dept	111	W Harbor	Dr	San Diego	92101
<b>8</b>							
4	04-0380 01-A	UT; City Environmental Services	1700	Seaworld	Dr	San Diego	92109
	<b>1</b>						
<b>44</b>							

# Trucked Waste Permits Issued between 01-JAN-12 and 31-DEC-12

Report run on: December 31, 2012 9:04 AM

Page 1

Class	Facility Name	Permit	Waste Type
6	25-0006 Honey Bee Septic Pumping	18-A	Domestic
	25-0017 Anytime Septic & Drain	17-A	Domestic
	25-0020 A-Pot Rentals	18-A	Domestic
	25-0025 JJ Septic & Drain Service Inc	18-A	Domestic
	25-0027 Jims Apollo Septic	18-A	Domestic
	25-0033 Modern Septic Service	18-A	Domestic
	25-0037 Sludgebusters Septic Service	19-A	Domestic
	25-0040 Action Cleaning Corporation	19-A	Domestic
	25-0041 Al-Max Sanitation	19-A	Domestic
	25-0042 Atlas Pumping Service	18-A	Domestic
	25-0076 Dons Hydroblasting & Pumping	17-A	Domestic
	25-0097 Center Septic	16-A	Domestic
	25-0099 Safiro Portable Toilets	16-A	Domestic
	25-0101 United Pumping Service Inc	10-A	Domestic
	25-0106 Diamond Environmental Services LLC	16-A	Domestic
	25-0156 Any Hour Septic Service	13-A	Domestic
	25-0231 National Construction Rentals Inc	08-A	Domestic
	25-0270 United Site Services	06-A	Domestic
	25-0279 South Bay Sandblasting & Tank Cleaning Inc	06-A	Domestic
	25-0289 JMB Sanitation	06-A	Domestic
	25-0315 Rosie's Rentals Inc	05-A	Domestic
	25-0320 Black Gold Industries	05-A	Domestic
	25-0330 California Marine Cleaning	04-A	Domestic
	25-0332 NRC Environmental Services Inc	04-A	Domestic
	25-0351 Sunrise Pumping Service	03-A	Domestic
	25-0353 Essential Support Services Inc	03-A	Domestic
	25-0362 Construction Protective Services	03-A	Domestic
	25-0367 Ramona Septic	03-A	Domestic
	25-0370 GL Technologies LLC	02-A	Domestic
	25-0383 Patriot Environmental Services	02-A	Domestic
	25-0399 Waples Construction & Septic Service	01-A	Domestic
	25-0401 Spankys Portable Services	01-A	Domestic
	25-0409 East County Septic	01-A	Domestic
Count this class:		<b>33</b>	
7	25-0004 Pacific Trans Environmental Services Inc	19-A	Other IW
	25-0008 Action Cleaning Corporation	18-A	Other IW
	25-0011 Al-Max Sanitation	19-A	Other IW
	25-0013 Continental Maritime of San Diego Inc	14-A	Other IW
	25-0015 Atlas Pumping Service	18-A	Other IW
	25-0061 Modern Septic Service	10-A	Other IW
	25-0086 United Pumping Service Inc	17-A	Other IW
	25-0107 Diamond Environmental Services LLC	16-A	Other IW
	25-0119 JJ Septic & Drain Service Inc	14-A	Other IW
	25-0128 Sludgebusters Septic Service	11-A	Other IW
	25-0175 Any Hour Septic Service	11-A	Other IW
	25-0192 Affordable Grease Pumping	11-A	Grease Traps
	25-0262 Downstream Services Inc	07-A	Other IW



# Trucked Waste Permits Issued between 01-JAN-12 and 31-DEC-12

Report run on: December 31, 2012 9:04 AM

Page 2

Class	Facility Name	Permit	Waste Type
7	25-0267 Ocean Blue Environmental Services	03-A	Other IW
	25-0275 Spankys Portable Services Inc	06-A	Other IW
	25-0282 South Bay Sandblasting & Tank Cleaning Inc	07-A	Other IW
	25-0308 Hazard Construction Company	06-A	Other IW
	25-0321 Black Gold Industries	05-A	Other IW
	25-0329 California Marine Cleaning	04-A	Other IW
	25-0333 NRC Environmental Services Inc	04-A	Other IW
	25-0352 Sunrise Pumping Service	03-A	Other IW
	25-0360 JC Environmental Company Inc	03-A	Other IW
	25-0371 GL Technologies LLC	02-A	Maintenance
	25-0381 Airx Utility Surveyors	02-A	Other IW
	25-0384 Patriot Environmental Services	02-A	Other IW
	25-0390 City; Environmental Services Miramar Landfill	01-A	Other IW
	25-0392 Green Clean Water & Waste Services	01-A	Other IW
	25-0403 Green Clean Water & Waste Services Inc	01-A	Other IW
	25-0406 United Sites Services	01-A	Other IW
Count this class:		<b>29</b>	
9	25-0002 Al-Max Sanitation	35-A	Grease Traps
	25-0048 Atlas Pumping Service	34-A	Grease Traps
	25-0049 Otay Landfill Gas LLC	19-A	Condensate
	25-0105 Otay Landfill Inc	17-A	Condensate
	25-0121 JJ Septic & Drain Service Inc	14-A	Maintenance
	25-0129 Barona Casino	14-A	Sludge
	25-0130 Viejas Tribal Government	14-A	Sludge
	25-0133 Ramona MWD San Vicente WWTP	14-A	Other IW
	25-0135 Sycuan Casino	15-A	Sludge
	25-0137 Ramona Landfill Inc	13-A	Condensate
	25-0142 Lilac Enterprises - Hide Away Lake	13-A	Sludge
	25-0152 Warner Springs Ranch	13-A	Sludge
	25-0157 Oak Tree Ranch Inc	12-A	Sludge
	25-0167 Sycamore Landfill Inc	12-A	Condensate
	25-0172 Valley View Casino	13-A	Sludge
	25-0174 San Diego Zoo's Wild Animal Park	10-A	Sludge
	25-0184 California Dept of Forestry La Cima Fire Center	11-A	Sludge
	25-0187 Olivenhain Municipal Water District	08-A	Other IW
	25-0191 Affordable Grease Pumping	11-A	Grease Traps
	25-0196 Action Cleaning Corporation	40-A	Other IW
		41-A	Other IW
		42-A	Other IW
	25-0197 Golden Acorn Casino	24-A	Sludge
	25-A	Sludge	
25-0207 South Bay Water Reclamation Plant	20-A	Sludge	
25-0233 All Seasons RV Park	08-A	Sludge	
25-0236 Stone Brewing Company	10-A	Other IW	
25-0244 County of San Diego	08-A	Sludge	
25-0246 Skyline Ranch Country Club	07-A	Sludge	
25-0261 Downstream Services Inc	02-A	Maintenance	



# Trucked Waste Permits Issued between 01-JAN-12 and 31-DEC-12

Report run on: December 31, 2012 9:04 AM

Page 3

Class	Facility Name	Permit	Waste Type
9	25-0265 USN;Remote Training Site Warner Springs (RTSWS)	08-A	Other Non-IW
	25-0273 Sludgebusters Septic Service	06-A	Maintenance
	25-0274 Modern Septic	06-A	Maintenance
	25-0276 Spankys Portable Services Inc	06-A	Maintenance
	25-0277 Santa Ysabel Resort & Casino	06-B	Sludge
		07-A	Sludge
	25-0283 La Posta Casino	06-A	Sludge
	25-0285 South Bay Sandblasting & Tank Cleaning	20-A	Other IW
		21-A	Other IW
		22-A	Other IW
		23-A	Other IW
		24-A	Other IW
	25-0287 Stone Brewing Company	06-A	Other IW
	25-0290 Cal Fire - Rainbow Conservation Camp	05-A	Sludge
	25-0293 Any Hour Septic Service	06-A	Maintenance
	25-0298 Diamond Environmental Services	06-A	Maintenance
	25-0307 Hazard Construction Company	06-A	Other Non-IW
	25-0311 Pauma Valley CSD	05-A	Sludge
	25-0325 County of San Diego DPW Julian WWTP	05-A	Sludge
	25-0328 Black Gold Industries	04-A	Maintenance
	25-0343 San Marcos Energy LLC	05-A	Condensate
	25-0344 Sycamore Energy LLC	04-A	Condensate
	25-0346 United Pumping Service Inc	03-A	Maintenance
	25-0349 Ramona MWD San Vicente WWTP	03-A	Other IW
	25-0350 NRC Environmental Services Inc	03-A	Other IW
	25-0354 Action Cleaning Corporation	03-A	Other IW
	25-0357 Al-Max Sanitation (R L Bates Inc)	03-A	Other IW
	25-0358 Sycuan Casino	03-A	Other IW
	25-0361 JC Environmental Company Inc	03-A	Maintenance
	25-0369 Atlas Pumping Service	02-A	Other IW
	25-0373 Dynegy South Bay LLC	02-A	Maintenance
	25-0385 Patriot Environmental Services	02-A	Other Non-IW
	25-0389 City; Environmental Svcs Miramar Landfill	01-A	Other IW
		01-B	Other IW
		01-C	Other IW
		02-A	Other IW
	25-0391 Lake Morena Views Mutual Water Co	01-A	Other IW
	25-0393 Green Clean Water & Waste Services	01-A	Other IW
	25-0394 Beta Engineering California LP	01-A	Rainwater
	25-0395 TEG/LVI Environmental Sites Inc	01-A	Maintenance
	25-0396 TEG/LVI Environmental Sites Inc	01-A	Other IW
	25-0397 Green Clean Water & Waste Services	01-A	Other IW
	25-0398 Applied Restoration Inc	01-A	Other IW
	25-0400 San Diego Unified School District	01-A	Other IW
		02-A	Other IW
	25-0402 City; San Diego Storm Water	01-A	Other IW
	25-0404 Green Clean Water & Waste Services Inc	01-A	Other IW
	25-0405 Green Clean Water & Waste Services Inc	01-A	Other IW

# Trucked Waste Permits Issued between 01-JAN-12 and 31-DEC-12

Report run on: December 31, 2012 9:04 AM

Page 4

Class	Facility	Name	Permit	Waste Type
9	25-0405	Green Clean Water & Waste Services Inc	01-B	Other IW
	25-0407	United Site Services	01-A	Maintenance
	25-0408	JJ Septic & Drain Service, Inc	01-A	Sludge
	25-0410	Fairbanks Ranch Community Services District	01-A	Sludge
	25-0411	Stone Brewing Company	01-A	Sludge
	25-0412	Stone Brewing company	01-A	Sludge
Count this class:			<b>84</b>	
Grand Total:			<b>146</b>	

# Dry Cleaners Subject to Best Management Practices, Treatment Plant 1

Report run on: February 25, 2013 1:44 PM

Page 1

Class	Facility	Permit	Name		Address				City
4D	02-0642	02-A	Dry Clean USA	12750	Carmel Country	Rd	Suite	109	San Diego
	02-0643	01-A	Beasley Dry Cleaners	3840	Valley Centre	Dr	Suite	605	San Diego
	02-0645	01-A	Cosmopolitan Cleaners	9450	Scranton	Rd			San Diego
	02-0646	01-A	Continental Cleaners	2741	Via De La Valle				San Diego
	02-0647	02-A	Sorrento Cleaners	10066	Pacific Heights	Bl	Suite	111	San Diego
	02-0648	02-A	Del Mar Cleaners	2644	Del Mar Heights	Rd			San Diego
	03-0208	01-A	Elegant Cleaners	9912	Carmel Mountain	Rd	Suite	J	San Diego
	03-0262	00-A	Superway Cleaners	9396	Mira Mesa	Bl	Suite	D	San Diego
	03-0601	01-A	Martinizing Dry Cleaning	9930	Mira Mesa	Bl			San Diego
	03-0707	02-A	La Jolla Cleaners	8455	Commerce	Av			San Diego
	03-0817	02-A	Your Cleaners	8971	Mira Mesa	Bl			San Diego
	03-0820	01-A	Park Ave Cleaners	12145	Alta Carmel	Ct	Suite	210	San Diego
	03-0824	01-A	Carmel Plaza Cleaners	10175	Rancho Carmel	Dr	Suite	A122	San Diego
	03-0826	02-A	Julies # 1 Cleaners	13289	Black Mountain	Rd		9	San Diego
	03-0827	01-A	Excellent Cleaners	9450	Mira Mesa	Bl			San Diego
	03-0830	01-A	Farahs Cleaners & Tailoring	9724	Carmel Mountain	Rd	Suite	C	San Diego
	03-0833	01-A	Colony Cleaners	11885	Carmel Mountain	Rd	Suite	910	San Diego
	03-0835	02-A	Taylor's Cleaners	12880	Rancho Penasquitos	Bl	Suite	A	San Diego
	03-0836	01-A	Sunny Fresh Cleaners	10006	Scripps Ranch	Bl			San Diego
	03-0932	01-A	Ranch Cleaners	13173	Black Mountain	Rd	Suite	7	San Diego
	03-1109	01-A	Westview Cleaners	13350	Camino Del Sur		Suite	1	San Diego
	03-1141	01-A	Simply Cleaner	11385	Poway	Rd	Suite	105	San Diego
	03-1144	01-A	Expert Cleaners	6615	Flanders	Dr	Suite	C	San Diego
	04-0029	00-A	Carousel Cleaners	4888	Cass	St			San Diego
	04-0038	00-A	Ogden's One Hour Cleaners	945	Pearl	St			La Jolla
	04-0262	01-A	Leles Tailoring and Cleaners	5617	La Jolla	Bl			La Jolla
	04-0264	01-A	Sunny Fresh Cleaners	1720	Garnet	Av			San Diego
	04-0266	01-A	Margarets Cleaners	7519	La Jolla	Bl			La Jolla
	04-0267	03-A	Joymax Cleaners	1609	Garnet	Av			San Diego
	04-0268	01-A	One Hour Martinizing	5010	Cass	St	Suite	A&B	San Diego
	04-0269	01-A	Ocean Cleaners	7523	Fay	Av	Suite	E	La Jolla
	04-0272	02-A	Pacific Plaza Cleaners	1860	Garnet	Av			San Diego
	04-0274	01-A	Sunny Fresh Cleaners	8849	Villa La Jolla	Dr	Suite	305	La Jolla
	04-0275	01-A	Ocean Cleaners	1186	Garnet	Av			San Diego
	04-0382	01-A	Quality Cleaners	7521	Girard	Av			La Jolla
	04-0393	01-A	Pearl St Cleaners	454	Pearl	St			San Diego
	05-0200	00-A	Omega Cleaners	5167	Clairemont Mesa	Bl			San Diego
	05-0296	01-A	Mr Best Cleaners	4415	Genesee	Av			San Diego
	05-0520	01-A	Heritage Dry Cleaners	2147	Comstock	St			San Diego
	05-0776	02-A	Le Le's 2 Cleaners	4465	Clairemont Mesa	Bl	Suite	A	San Diego
	05-0813	02-A	Genesee Plaza Cleaners	4203	Genesee	Av	Suite	105	San Diego
	05-0814	02-A	University City Cleaners	3212	Governor	Dr			San Diego
	05-0816	02-A	North Coast Cleaners	8915	Towne Centre	Dr	Suite	120	San Diego
	05-0817	01-A	Apadana Cleaners	7610	Hazard Center	Dr	Suite	515	San Diego
	05-0822	01-A	Fed Mart Cleaners	4411	Mercury	St	Suite	107	San Diego
	05-0825	02-A	Balboa Crest Cleaners	6391	Balboa	Av			San Diego
	05-0827	02-A	Fairlane Cleaners	5595	Clairemont Mesa	Bl			San Diego

# Dry Cleaners Subject to Best Management Practices, Treatment Plant 1

Report run on: February 25, 2013 1:44 PM

Page 2

Class	Facility	Permit	Name	Address	City
4D	05-0987	02-A	Dry Clean 4 Less	4764 Clairemont Mesa	San Diego
	05-1013	03-A	Distinctive Cleaners	4049 Governor	San Diego
	05-1018	01-A	Colony Cleaners	7770 Regents	San Diego
	05-1169	01-A	D-Lux Cleaners	7640 Clairemont Mesa	San Diego
	05-1177	01-A	Clairemont Village Cleaners	3089 Clairemont	San Diego
	06-0443	03-A	Mission Gorge Dry Cleaning	10330 Friars	San Diego
	06-0446	03-A	Klassic Cleaners	9353 Clairemont Mesa	San Diego
	06-0449	03-A	Tierrasanta Cleaners	10601 Tierrasanta	San Diego
	06-0450	02-A	One Hour Cleaners	10472 Clairemont Mesa	San Diego
	06-0451	01-A	Anny Cleaners	3265 Greyling	San Diego
	07-0055	00-A	San Carlos Cleaners	7415 Jackson	San Diego
	07-0115	02-A	D'Lite Cleaners and Laundry	5165 Waring	San Diego
	07-0118	01-A	One Hour Martinizing	8680 Navajo	San Diego
	07-0169	01-A	Magic Dry Cleaning & Laundry Services Inc	5837 Mission Gorge	San Diego
	08-0425	01-A	Mr J S Cleaners	3639 Midway	San Diego
	08-0427	01-A	Embassy Cleaners	4320 Voltaire	San Diego
	08-0430	03-A	One Day Cleaners	3960 Point Loma	San Diego
	08-0432	01-A	Las Brisas Fabric Care Center	1785 Sunset Cliffs	San Diego
	08-0433	02-A	Shelter Island Village Cleaners	2907 Shelter Island	San Diego
	08-0434	01-A	Ultimate Fabricare	1230 Rosecrans	San Diego
	08-0535	01-A	Rosecrans Cleaners	1878 Rosecrans	San Diego
	08-0536	01-A	Martinizing Cleaners	1208 Rosecrans St	San Diego
	08-0537	01-A	Point Loma Cleaners & Laundry	1801 Sunset Cliffs	San Diego
	08-0538	01-A	Midway Cleaners	2383 Midway	San Diego
	09-0143	00-A	Bell Cleaners	2233 1st	San Diego
	09-0228	00-A	Mission Hills Fabric Care Center	1604 Lewis	San Diego
	09-0237	02-A	North Park Cleaner	2928 Lincoln	San Diego
	09-0408	00-A	Veribest Cleaners	419 Robinson	San Diego
	09-0722	01-A	Rose Cleaners	1945 El Cajon	San Diego
	09-0725	01-A	Presidio Cleaners	430 Washington	San Diego
	09-0726	02-A	Continental Dry Cleaners	1001 Broadway	San Diego
	09-0729	01-A	Ogden's One Hour Cleaners	1294 University	San Diego
	09-0732	02-A	La Mision Cleaners	105 Washington	San Diego
	09-0828	01-A	Uptown Cleaners	1020 University	San Diego
	09-0830	01-A	Mathews Cleaners & Tailors	3935 Ohio	San Diego
	09-0940	01-A	57th Ave Cleaners	2200 5th	San Diego
	10-0077	00-A	University Cleaners	4441 El Cajon	San Diego
	10-0101	00-A	Classic Dry Cleaners & Laundry	5042 Imperial	San Diego
	10-0117	01-A	Glen Cleaners	3190 Adams	San Diego
	10-0139	02-A	Imig Park Cleaners	4705 Federal	San Diego
	10-0240	01-A	Select Cleaners & Laundry	4666 University	San Diego
	10-0406	01-A	Fairlane Cleaners	6302 El Cajon	San Diego
	10-0410	01-A	Cascade Cleaners	6145 El Cajon	San Diego
	10-0412	01-A	South Bay Cleaners	2939 Alta View	San Diego
	10-0413	01-A	Paradise Cleaners	6915 Paradise Valley	San Diego
	10-0479	01-A	University Cleaners Inc	7360 El Cajon	San Diego
	10-0492	01-A	Libertycall US	3280 Main	San Diego

# Dry Cleaners Subject to Best Management Practices, Treatment Plant 1

Report run on: February 25, 2013 1:44 PM

Page 3

Class	Facility	Permit	Name		Address				City
4D	10-0493	01-A	USA Cleaners	3605	College	Av			San Diego
	10-0541	01-A	CB Apparel & Dry Cleaning	4101	El Cajon	Bl			San Diego
	12-0106	02-A	Saturn Cleaners	655	Saturn	Bl	Suite	E	San Diego
	12-0108	03-A	Rainbow Cleaners	2004	Dairy Mart	Rd	Suite	121	San Diego
	13-0130	01-A	A & P Cleaners	48	Broadway				Chula Vista
	13-0165	01-A	Bonita Cleaners	88	E Bonita	Rd	Suite	C	Chula Vista
	13-0168	01-A	Arya Cleaners	750	Otay Lakes	Rd			Chula Vista
	13-0170	02-A	One Hour Martinizing	885	E H	St	Suite	A	Chula Vista
	13-0171	02-A	Canyon Plaza Cleaners	515	Telegraph Canyon	Rd			Chula Vista
	13-0175	02-A	Fairlane Cleaners	386	E H	St	Suite	215	Chula Vista
	13-0176	01-A	Speedy Clean Specialists Inc	1327	3rd	Av			Chula Vista
	13-0177	02-A	Bradley Dry Cleaners	415	3rd	Av			Chula Vista
	13-0178	01-A	Bob Burns Cleaners	768	3rd	Av			Chula Vista
	13-0286	03-A	USA Cleaners	4360	Bonita	Rd			Chula Vista
	13-0287	02-A	Brale Cleaners	4506	Bonita	Rd			Chula Vista
	14-0015	02-A	Crown Cleaners	1212	10th	St			Coronado
	14-0016	02-A	Loews Coronado Bay Resort	4000	Coronado Bay	Rd			Coronado
	14-0018	03-A	Island Cleaners	822	Orange	Av			Coronado
	14-0019	02-A	Luxury Cleaners	110	B	Av			Coronado
	16-0371	00-A	Coit Services	1080	N Marshall	Av			El Cajon
	16-0424	01-A	Jamacha Cleaners	544	Jamacha	Rd			El Cajon
	16-0427	02-A	Magic Dry Cleaner	1754	E Main	St			El Cajon
	16-0428	01-A	Crystal Cleaners	360	Magnolia	Av	Suite	N	El Cajon
	16-0432	02-A	Fashion Cleaners	312	Broadway				El Cajon
	16-0436	02-A	Tower Cleaners	1265	Avocado	Bl	Suite	105	El Cajon
	16-0537	01-A	El Cajon 1 Hour Dry Cleaner	115	Jamacha	Rd			El Cajon
	16-0540	01-A	Town and Country Fabricare	2646	Fletcher	Py			El Cajon
	16-0542	03-A	Larry's Cleaners	862	Jackman	St			El Cajon
	16-0717	01-A	Park Cleaners	13465	Camino Canada		Suite	111	El Cajon
	18-0102	01-A	Mom's Cleaners	5020	Baltimore	Dr			La Mesa
	18-0104	02-A	Dante's Cleaners	8160	Parkway	Dr			La Mesa
	18-0105	01-A	Mart Cleaners	8733	La Mesa	Bl			La Mesa
	18-0107	02-A	VIP Cleaners	5650	Lake Murray	Bl			La Mesa
	19-0236	03-A	Continental Cleaners	1536	Sweetwater	Rd	Suite	A	National City
	20-0069	02-A	Dry Clean USA	13522	Poway	Rd			Poway
	20-0073	01-A	Twin Peaks Cleaners & Shirt Laundry	14891	Pomerado	Rd			Poway
	20-0075	03-A	Ogden's Cleaners	13573	Poway	Rd			Poway
	21-0203	01-A	Style Cleaners	9640	Mission Gorge	Rd			Santee
	21-0204	03-A	Magic Flow Cleaners	10251	Mast	Bl	Suite	K	Santee
	21-0206	02-A	Daisy Cleaners	9876	N Magnolia	Av			Santee
	21-0235	02-A	Carlton Classic Cleaners	9636	Carlton Hills	Bl			Santee
	22-0044	02-A	Le's Cleaners	7028	Broadway				Lemon Grove
	22-0045	01-A	Palomar Cleaners	7870	Broadway				Lemon Grove
	22-0060	03-A	Clean Xpress	6935	Federal	Bl			Lemon Grove
	32-0002	02-A	Alpine Cleaners	1347	Tavern	Rd	Suite	28A	Alpine
	33-0003	02-A	PR Cleaners # 1	12403	Woodside	Av			Lakeside
	33-0005	02-A	PR Cleaners # 2	9534	Winter Gardens	Bl	Suite	G	Lakeside

# Dry Cleaners Subject to Best Management Practices, Treatment Plant 1

Report run on: February 25, 2013 1:44 PM

Page 4

Class	Facility	Permit	Name	Address				City	
4D	34-0013	01-A	Advantage Cleaners	2522	Jamacha	Rd	Suite	101	El Cajon
	34-0014	01-A	Spring Valley Cleaners	627	Sweetwater	Rd			Spring Valley
	34-0015	02-A	Dry Clean USA	2654	Jamacha	Rd	Suite	119	Cottonwood
	34-0018	01-A	Casa de Oro Dry Cleaners	9902	Campo	Rd			Spring Valley
	34-0021	02-A	Bonded Cleaners	2778	Sweetwater Spring	Bl			Spring Valley
<b>146</b>									

# Film Processors Subject to Best Management Practices, Treatment Plant 1

Report run on: February 25, 2013 1:46 PM

Page 1

Class	Facility	Permit	Name		Address				City
2F	02-0364	02-A	Graphics Unlimited	10477	Roselle	St	Suite	B	San Diego
	02-0370	01-A	Chrome	6150	Lusk	Bl	Suite	B103	San Diego
	02-0411	02-A	Foto Finish Digital	3525	Del Mar Heights	Rd			San Diego
	02-0476	00-A	Scripps Ximed Medical Center	9850	Genesee	Av	Space	900	La Jolla
	02-0503	01-A	One Hour Moto Photo	8935	Town Centre	Dr	Suite	103	San Diego
	02-0556	00-A	San Diego Printers	9190	Camino Santa Fe				San Diego
	02-0614	01-A	Canyon Graphics	6680	Cobra	Wy			San Diego
	02-0652	01-A	Neeley Chiropractic	12925	El Camino Real		Suite	J24	San Diego
	02-0653	01-A	Maryrose Hawkins DDS	12395	El Camino Real				San Diego
	02-0654	01-A	Lawrence J Schlitt MD	12395	El Camino Real				San Diego
	02-0655	01-A	Kingston & Phillips DDS	12395	El Camino Real				San Diego
	02-0660	01-A	Carmel Valley Vet Clinic	3890	Valley Centre	Dr			San Diego
	02-0664	01-A	Chiropractic Center Carmel Valley	12750	Carmel Country	Rd	Suite	207	San Diego
	02-0665	01-A	Pacific Petcare Veterinary Hos	12720	Carmel Country	Rd	Suite	100	San Diego
	02-0672	01-A	Sorrento Valley Dental	11230	Sorrento Valley	Rd		130	San Diego
	02-0678	01-A	Universal Reprographics San Diego	4920	Carroll Canyon	Rd			San Diego
	02-0683	01-A	Carol Gomez Summerhays DDS Inc	6635	Flanders	Dr	Suite	E	San Diego
	02-0689	01-A	Professional Dental Group	9339	Genesee	Av	Suite	240	San Diego
	02-0694	01-A	First Chiropractic	5915	Mira Mesa	Bl		D	San Diego
	02-0696	02-A	Mira Mesa Dental Care	6755	Mira Mesa	Bl	Suite	142	San Diego
	02-0698	01-A	Howard Dixon DDS MS Inc	5627	Oberlin	Dr		100	San Diego
	02-0699	01-A	T G Kujawski DDS	5425	Oberlin	Dr		101	San Diego
	02-0700	01-A	Manning & Associates	5764	Pacific Center	Bl	Suite	108	San Diego
	02-0708	01-A	Rite Aid # 5666	3515	Del Mar Heights	Rd			San Diego
	02-0753	01-A	Scripps Clinic Del Mar	12395	El Camino Real		Suite	101	San Diego
	02-0763	01-A	Carmel Valley Chiropractic	3830	Valley Center	Dr			San Diego
	02-0840	01-A	ColorWorks	5915	Mira Mesa	Bl	Suite	B	San Diego
	02-0962	01-A	Torrey Pines Orthopaedic Medical Group	4520	Executive	Dr	Suite	101	San Diego
	02-1051	01-A	Elum Designs Inc	3962	Sorrento Valley	Bl	Suite	900	San Diego
	03-0074	01-A	CK Chiropractic Cntr/Kien TA Chiropratic Inc	9844	Hibert	St			San Diego
	03-0460	01-A	IPM Lithographics Inc	9040	Carroll	Wy	Suite	9	San Diego
	03-0475	01-A	Creative Computer Products	6369	Nancy Ridge	Dr			San Diego
	03-0552	01-A	Photomation West Company	9212	Mira Este	Ct	Suite	101	San Diego
	03-0635	01-A	Johnson Dental Radiographic	10737	Camino Ruiz		Suite	105	San Diego
	03-0658	00-A	Strictly Black & White	9919	Hibert	St	Suite	B	San Diego
	03-0668	01-A	Associated Screen Print Intl	9323	Activity	Rd	Suite	A	San Diego
	03-0686	01-A	Stephen C Tuttle DDS	9982	Scripps Ranch	Bl			San Diego
	03-0702	00-A	Costco Wholesale # 452	12350	Carmel Mountain	Rd			San Diego
	03-0728	00-A	Maurice Roy Photography	7595	Miramar	Av			La Jolla
	03-0789	02-A	In to Ink Printing	7888	Silverton	Av	Suite	G	San Diego
	03-0838	01-A	William E Gable DDS	9855	Erma	Rd			San Diego
	03-0839	01-A	Richard A Giglio DDS	9855	Erma	Rd			San Diego
	03-0841	02-A	Western Chiropractic Center	9910	Mira Mesa	Bl			San Diego
	03-0843	01-A	Neal Pham DDS	9831	Mira Mesa	Bl			San Diego
	03-0846	01-A	Jon Prickril DDS	10299	Scripps	Tr			San Diego
	03-0847	01-A	Family Physicians Med Center	10297	Scripps	Tr			San Diego
	03-0849	01-A	American Speedy Printing	9235	Activity	Rd	Suite	112	San Diego



# Film Processors Subject to Best Management Practices, Treatment Plant 1

Report run on: February 25, 2013 1:46 PM

Page 2

Class	Facility	Permit	Name		Address			City
2F	03-0850	01-A	Sir Speedy	7706	Arjons		Dr	San Diego
	03-0853	01-A	Christopher Cremer DDS	11279	Camino Ruiz			San Diego
	03-0854	02-A	Meyerson Dental	10737	Camino Ruiz		Suite 120	San Diego
	03-0856	01-A	Kwang Kim DDS	10737	Camino Ruiz			San Diego
	03-0857	02-A	Special Smiles	9359	Mira Mesa		Bl	San Diego
	03-0858	01-A	James Hopper DDS	9292	Mira Mesa		Bl	San Diego
	03-0859	01-A	Wilfred Baltazar Jr DDS	9329	Mira Mesa		Bl	San Diego
	03-0861	02-A	Center Veterinary Clinic	8977	Mira Mesa		Suite A	San Diego
	03-0863	01-A	Mesa Dental Group	9225	Mira Mesa		Suite 212	San Diego
	03-0864	01-A	Erik Ferrer DDS	9373	Mira Mesa		Bl	San Diego
	03-0866	01-A	SDUSD; Mira Mesa High School	10510	Reagan		Rd	San Diego
	03-0867	01-A	Market Forces Printing	7925	Silverton		Av Suite 503	San Diego
	03-0869	02-A	San Diego Smiles by Design	11835	Carmel Mountain		Rd Suite 1306	San Diego
	03-0870	01-A	Carmel Plaza Chiropractic	12070	Carmel Mountain		Rd Suite 209	San Diego
	03-0872	02-A	Carmel Plaza Dental Center	11738	Carmel Mountain		Rd	San Diego
	03-0875	01-A	Scripps Clinic Rancho Bernardo	15025	Innovation		Dr	San Diego
	03-0876	01-A	Rancho Carmel Dental Care	10175	Rancho Carmel		Dr Suite 110	San Diego
	03-0883	01-A	A Black Mountain Road Pet Clinic	13161	Black Mountain		Rd Suite 1	San Diego
	03-0884	01-A	Mount Carmel High School	9550	Carmel Mountain		Rd	San Diego
	03-0886	01-A	Carmel Mountain Chiropractic	9320	Carmel Mountain		Rd	San Diego
	03-0887	02-A	Adrian F Naguit DDS	9888	Carmel Mountain		Rd Suite D	San Diego
	03-0888	01-A	Walter D Andrada DDS	9330	Carmel Mountain		Rd Suite B	San Diego
	03-0890	01-A	Rite Aid # 5665	13167	Black Mountain		Rd	San Diego
	03-0899	01-A	SDUSD; Scripps Ranch High School	10410	Treena		St	San Diego
	03-0940	01-A	International Technoprint Inc	10625	Scripps Ranch		Bl Suite F	San Diego
	03-0947	01-A	SmileCare	10788	Black Mountain		Rd	San Diego
	03-1000	01-A	Image 2 Print	9920	Scripps Lake		Dr Suite 102	San Diego
	03-1077	01-A	Rite Aid # 5661	8985	Mira Mesa		Bl	San Diego
	03-1094	01-A	Ray Derakshan DMD	11134	Rancho Carmel		Dr Suite 103	San Diego
	03-1096	01-A	Allele Biotechnology & Pharmaceuticals LLC	6827	Nancy Ridge		Dr	San Diego
	03-1098	01-A	Larson Chiropractic	13161	Black Mountain		Rd Unit 2	San Diego
	03-1112	01-A	Laserlab Inc	6790	Top Gun		St Suite 9	San Diego
	03-1177	01-A	Walgreens # 11654	10787	Camino Ruiz			San Diego
	03-1207	01-A	Sia-Zol Inc	9330	Mira Mesa		Bl Suite F	San Diego
	03-1209	01-A	Mira Mesa Veterinary Clinic	9396	Mira Mesa		Bl Suite A	San Diego
	04-0108	02-A	La Jolla One Hour Photo	7523	Fay		Av	La Jolla
	04-0186	00-A	The Bishop's School	7607	La Jolla		Bl	La Jolla
	04-0204	03-A	Nelson Photo Supplies	7720	Fay		Av	La Jolla
	04-0219	00-A	Copley Information Services	7701	Herschel		Av	La Jolla
	04-0256	02-A	CVS Pharmacy # 9106	1652	Garnet		Av	San Diego
	04-0257	01-A	ABC Veterinary Hospital	2032	Hornblend		St	San Diego
	04-0258	01-A	Libs Chiropractic Center	4410	Lamont		St	San Diego
	04-0259	01-A	SDUSD; Mission Bay High School	2475	Grand		Av	San Diego
	04-0279	01-A	The Animal Hosp of La Jolla	7601	Draper		Av	La Jolla
	04-0280	02-A	La Jolla Family Dentistry	7509	Draper		Av Suite B	La Jolla
	04-0281	03-A	CVS #9926	7525	Eads		Av	La Jolla
	04-0288	01-A	Whitney A Jones DDS	9850	Genesee		Av Suite 720	La Jolla



# Film Processors Subject to Best Management Practices, Treatment Plant 1

Report run on: February 25, 2013 1:46 PM

Page 3

Class	Facility	Permit	Name		Address				City
2F	04-0289	01-A	Scripps Center For Dental Care	9850	Genesee	Av	Suite	620	La Jolla
	04-0291	02-A	Torrey Pines Orthopaedic Medical Group Inc	9850	Genesee	Av	Suite	210	La Jolla
	04-0295	01-A	David Kitchen DDS	9850	Genesee	Av	Suite	540	La Jolla
	04-0296	01-A	Jay S Berenter DPM	9850	Genesee	Av	Suite	360	La Jolla
	04-0304	01-A	Ellen A Miyashiro DMD	7759	Herschel	Av			La Jolla
	04-0305	01-A	Michael Reynolds DDS	7742	Herschel	Av	Suite	1	La Jolla
	04-0307	01-A	John J Taddey DDS	7946	Ivanhoe	Av	Suite	107	La Jolla
	04-0309	01-A	Philip A Burgess DDS	5731	La Jolla	Bl			La Jolla
	04-0310	01-A	La Jolla Medical Associates	6515	La Jolla	Bl			La Jolla
	04-0311	01-A	Chris Bickford MD	6515	La Jolla	Bl			La Jolla
	04-0312	01-A	Nautilus Veterinary Clinic	6911	La Jolla	Bl			La Jolla
	04-0314	01-A	Brian Judelson DDS	4130	La Jolla Village	Dr	Suite	205	La Jolla
	04-0315	01-A	SDUSD; La Jolla High School	750	Nautilus	St			La Jolla
	04-0318	01-A	Abraham Romanowsky DDS	470	Nautilus	St	Suite	201	La Jolla
	04-0320	02-A	California Dental Inplant Center	1030	Pearl	St	Suite	7,8	La Jolla
	04-0323	01-A	Frederick U Soldau DDS Inc	850	Prospect	St			La Jolla
	04-0325	01-A	Peter Nordland DMD	850	Prospect	St	Suite	7	La Jolla
	04-0328	01-A	Mario Alberti DDS	4150	Regents Park	Rw	Suite	245	La Jolla
	04-0339	01-A	Deans Photo Service Inc	8855	Villa La Jolla	Dr	Suite	402	La Jolla
	04-0341	01-A	Rick K Yamada DDS	8950	Villa La Jolla	Dr	Suite	1167	La Jolla
	04-0342	01-A	Barbara J Kabes DDS MS	8950	Villa La Jolla	Dr	Suite	2150	La Jolla
	04-0343	03-A	La Jolla Dental Day Spa	8950	Villa La Jolla	Dr	Suite	C210	La Jolla
	04-0346	02-A	La Jolla Dental Group	8950	Villa La Jolla	Dr	Suite	1105	La Jolla
	04-0347	01-A	La Jolla Village Dental Office	8950	Villa La Jolla	Dr			La Jolla
	04-0349	01-A	Arthur Ferraro DDS	4603	Cass	St			San Diego
	04-0351	01-A	Robert Cantonwine	4776	Cass	St			San Diego
	04-0352	01-A	Pacific Beach Urgent Care	4490	Fanuel	St			San Diego
	04-0353	01-A	Dr Robert Fremont	4527	Fanuel	St			San Diego
	04-0354	02-A	Dream Wellness	1976	Garnet	Av			San Diego
	04-0356	01-A	Christoper J Kempston DDS	1324	Garnet	Av			San Diego
	04-0360	01-A	Ana Simerlein DDS	1919	Grand	Av			San Diego
	04-0363	01-A	Wayne R Hadaway DDS	2036	Hornblend	St			San Diego
	04-0366	01-A	J H Fallon DDS	4633	Ingraham	St			San Diego
	04-0368	01-A	Janelle Siebenlist DDS	4747	Mission	Bl			San Diego
	04-0372	02-A	CVS Pharmacy # 9195	8831	Villa La Jolla	Dr			La Jolla
	04-0386	03-A	CVS# 9937	4445	Mission	Bl			San Diego
	04-0396	03-A	CVS# 9538	1792	Garnet	Av			San Diego
	04-0403	01-A	Fred H Larson DDS	7334	Girard	Av	Suite	102	La Jolla
	04-0410	01-A	Joseph D'Angelo	1111	Torrey Pines	Rd			San Diego
	04-0448	01-A	Girard Orthopaedic Surgeons	4130	La Jolla Village	Dr	Suite	306	San Diego
	05-0189	01-A	City Printing Service	7244	Clairemont Mesa	Bl			San Diego
	05-0349	01-A	Better Health Chiropractic	4861	Convoy	St			San Diego
	05-0409	02-A	Costco Wholesale Photo Lab # 401	4605	Morena	Bl			San Diego
	05-0429	01-A	Mission Valley Medical Clinic	5333	Mission Center	Rd	Suite	100	San Diego
	05-0555	01-A	Stats of San Diego	4805	Mercury	St			San Diego
	05-0637	01-A	I Deal Services	4930	Naples	Pl			San Diego
	05-0655	01-A	Kaiser Permanente	7060	Clairemont Mesa	Bl			San Diego

# Film Processors Subject to Best Management Practices, Treatment Plant 1

Report run on: February 25, 2013 1:46 PM

Page 4

Class	Facility	Permit	Name		Address				City
2F	05-0663	03-A	Longs Drug Store # 7962	5685	Balboa		Av		San Diego
	05-0772	01-A	Rick Engineering	5620	Friars		Rd		San Diego
	05-0811	01-A	Copley News Service	123	Camino De La Reina				San Diego
	05-0836	01-A	Concorde Career Institute	123	Camino De La Reina				San Diego
	05-0838	02-A	Shoulder Knee Institute	3444	Kearny Villa		Rd	Suite 202	San Diego
	05-0844	02-A	David James Smith MD	3703	Camino Del Rio S			Suite 210	San Diego
	05-0845	01-A	SmileCare	1333	Camino Del Rio S				San Diego
	05-0847	01-A	Aesthetic Dental Center	2333	Camino Del Rio S			Suite 310	San Diego
	05-0851	01-A	Emergency Animal Clinic of San Diego	2317	Hotel Circle		Pl		San Diego
	05-0853	01-A	SmileCare Professionals	5638	Mission Center		Rd	104	San Diego
	05-0855	01-A	Stadium Dental Care	8590	Rio San Diego		Dr	110	San Diego
	05-0862	01-A	Kearny Mesa Dentistry	4488	Convoy		St	G	San Diego
	05-0864	01-A	Drs Gardner Wiersma Goehl Lind	7675	Dagget		St	160	San Diego
	05-0865	02-A	Anthony Tai Q Pham DDS	4240	Kearny Mesa		Rd	117	San Diego
	05-0866	02-A	Francis Parker School	6501	Linda Vista		Rd		San Diego
	05-0867	01-A	San Diego Sports and Spine	7612	Linda Vista		Rd	109	San Diego
	05-0876	01-A	Bretow Chiropractic Center	1274	Morena		Bl		San Diego
	05-0878	01-A	ABC Veterinary Hospital	8020	Ronson		Rd		San Diego
	05-0879	01-A	Morena Pet Hospital	1540	Morena		Bl		San Diego
	05-0880	01-A	Kearny Mesa Vet Hospital Inc	7677	Ronson		Rd	100	San Diego
	05-0881	01-A	Tai Huynh DDS	2363	Ulric		St	A	San Diego
	05-0883	01-A	Balboa Veterinary Hospital	7931	Balboa		Av		San Diego
	05-0884	01-A	Paul Kosciuk DDS	6565	Balboa		Av		San Diego
	05-0885	01-A	Family Medical Clinic	6465	Balboa		Av		San Diego
	05-0886	01-A	Robert Chin DDS	6545	Balboa		Av	Suite A	San Diego
	05-0888	01-A	So Cal Graphics	8316	Clairemont Mesa		Bl		San Diego
	05-0889	01-A	Richard D Katnik DDS Inc	7319	Clairemont Mesa		Bl		San Diego
	05-0890	01-A	Najwa Barakat DDS	7061	Clairemont Mesa		Bl		San Diego
	05-0892	02-A	Sleep Family Dentistry	4241	Balboa		Av		San Diego
	05-0899	01-A	Ned W Jerge DDS APC	3762	Clairemont		Dr		San Diego
	05-0900	01-A	Clairemont Family Medical Grp	3058	Clairemont		Dr		San Diego
	05-0901	02-A	Barbara Young DDS	3764	Clairemont		Dr		San Diego
	05-0902	01-A	J H Brockhoff DDS	3660	Clairemont		Dr	1	San Diego
	05-0903	01-A	Mally Zomorodi DDS	3670	Clairemont		Dr	9	San Diego
	05-0905	01-A	Bay Park Dental Group	2619	Clairemont		Dr		San Diego
	05-0906	01-A	Clairemont Family Dental Off	3670	Clairemont		Dr	14	San Diego
	05-0907	01-A	Dr Roy Phillips	3660	Clairemont		Dr	2	San Diego
	05-0908	02-A	Clairemont Village Pet Clinic	3007	Clairemont		Dr	G	San Diego
	05-0910	01-A	Raymond Moga DDS	3774	Clairemont		Dr		San Diego
	05-0912	01-A	RB Hancock/GJ Stratigopoulos	4808	Clairemont Mesa		Bl		San Diego
	05-0913	01-A	L C Family Dental Care	5527	Clairemont Mesa		Bl		San Diego
	05-0914	02-A	Robert L Levine DMD	4453	Clairemont Mesa		Bl		San Diego
	05-0916	01-A	Western Dental	3802	Clariemont Mesa		Bl		San Diego
	05-0917	01-A	Vetco Hospitals Inc	3994	Clairemont Mesa		Bl	Suite A	San Diego
	05-0918	01-A	Clairemont Square Animal Hosp	4941	Clairemont		Dr	Suite G	San Diego
	05-0925	01-A	Dr Mccalley / Dr Hurst	4690	Genesee		Av		San Diego
	05-0926	01-A	Lewis H Abulafia DDS	4320	Genesee		Av	101	San Diego

# Film Processors Subject to Best Management Practices, Treatment Plant 1

Report run on: February 25, 2013 1:46 PM

Page 5

Class	Facility	Permit	Name		Address			City
2F	05-0927	01-A	Paul C Davis DDS Inc	4320	Genesee	Av	102	San Diego
	05-0928	01-A	San Diego Orthodontics	4320	Genesee	Av	106	San Diego
	05-0929	01-A	Anita Varzi DDS	4295	Gesner	St	2E	San Diego
	05-0930	02-A	Mission Bay Dental Group	4295	Gesner	St	2B	San Diego
	05-0932	01-A	Neil A Kjos Music Co	4380	Jutland	Dr		San Diego
	05-0933	01-A	Rose Canyon Animal Hospital	4295	Jutland	Dr		San Diego
	05-0934	01-A	David W Hellerud DDS	4444	Manitou	Wy		San Diego
	05-0937	01-A	Antony K Christensen	3737	Moraga	Av	A104	San Diego
	05-0939	01-A	Drs R Greenfield & R Vance	3737	Moraga	Av	A106	San Diego
	05-0941	01-A	Stanley Baquial DDS	3737	Moraga	Av	B309	San Diego
	05-0942	01-A	Dr Farzan Alam-Rad DDS	3737	Moraga	Av	B311	San Diego
	05-0945	01-A	Faye Tada DDS	3737	Moraga	Av	B410	San Diego
	05-0948	01-A	Jay Akef DDS	3737	Moraga	Av	B408	San Diego
	05-0949	01-A	Edmund W Jay DDS	3737	Moraga	Av	B300	San Diego
	05-0951	01-A	David Lockwood DDS	3737	Moraga	Av	B414	San Diego
	05-0955	01-A	SDUSD; University City High School	6949	Genesee	Av		San Diego
	05-0956	01-A	Ronald S Rosenblatt DDS	3222	Governor	Dr		San Diego
	05-0959	02-A	Renaissance Dental Center	4150	Regents Park	Rw	Suite 130	San Diego
	05-0960	01-A	SDUSD; Standley Middle School	6298	Radcliffe	Dr		San Diego
	05-0961	01-A	Dennis Jacobs DDS	7748	Regents	Rd	Suite 301	San Diego
	05-0962	01-A	Colony Vet Clinic	7748	Regents	Rd	Suite 302	San Diego
	05-0963	02-A	Cote Animal Hospital	8915	Town Centre	Dr	Suite 110	San Diego
	05-0965	01-A	La Jolla MRI LTD	8929	University Center	Ln	Suite 207	San Diego
	05-0966	01-A	Richard Harmetz DDS	8899	University Center	Ln	Suite 180	San Diego
	05-0967	02-A	Center for Dental Health La Jolla	8899	University Center	Ln	Suite 190	San Diego
	05-0968	01-A	Carl Smith DDS	8899	University Center	Ln	Suite 185	San Diego
	05-0969	01-A	North County Orthopaedic Medical Group	8929	University Center	Ln	Suite 100	San Diego
	05-0978	02-A	CVS Pharmacy # 9175	4829	Clairemont	Dr		San Diego
	05-0982	01-A	SDUSD; Kearny High School	7651	Wellington	St		San Diego
	05-0996	01-A	Rite Aid # 5653	5270	Balboa	Av		San Diego
	05-1007	02-A	Tracy Taddey DDS	7373	Clairemont Mesa	Bl		San Diego
	05-1012	02-A	Longs Drug Store # 9963	5644	Mission Center	Rd	Suite 201	San Diego
	05-1026	01-A	Paul J Graber Family Dentistry	2405	MORENA	Bl		San Diego
	05-1035	01-A	William Bremner DDS	3660	Clairemont	Dr	Suite 11	San Diego
	05-1041	01-A	Smile Care Family Dentistry # 67	3820	Convoy	St		San Diego
	05-1042	01-A	Carol Landry Pro Photo Retouch Service	5640	Kearny Mesa	Rd	Suite P	San Diego
	05-1053	03-A	Wal-Mart Store # 5338	4840	Shawline	St		San Diego
	05-1105	01-A	E C Smith DDS	3805	Clairemont	Dr	Suite B	San Diego
	05-1107	01-A	Rite Aid # 5649	6939	Linda Vista	Rd		San Diego
	05-1128	01-A	Ronald Petrillo DMD	7440	Beagle	St		San Diego
	05-1141	01-A	Clairemont Dental Group	5222	Balboa	Av	Suite 71	San Diego
	05-1143	01-A	Walgreens # 12143	5504	Balboa	Av		San Diego
	05-1146	01-A	Christina A Bartsch DDS	3737	Moraga	Av	Suite A306	San Diego
	05-1148	01-A	Goodway Printing & Graphics	7372	Convoy	Ct		San Diego
	05-1151	01-A	CVS #3942	8915	Towne Centre	Dr		San Diego
	05-1156	01-A	Alpha Trust Chiropractic	7840	Mission Center	Ct	Unit 101	San Diego
	05-1165	01-A	Charles L Garrison DDS	7345	Linda Vista	Rd	Suite D	San Diego

# Film Processors Subject to Best Management Practices, Treatment Plant 1

Report run on: February 25, 2013 1:46 PM

Page 6

Class	Facility	Permit	Name	Address	City		
2F	05-1168	01-A	Cheshire Cat Fel Health Center	4680	Clairemont Mesa	Bl	San Diego
	05-1170	01-A	Xusheng Mu DDS Inc	4716	Clairemont Mesa	Bl	San Diego
	05-1178	01-A	Animal ER of San Diego	5610	Kearny Mesa	Rd	San Diego
	05-1199	01-A	Ritz Camera and Image #177	4545	La Jolla Village	Dr	Unit 177 San Diego
	06-0068	01-A	Artmania	8961	Complex	Dr	San Diego
	06-0088	02-A	Acorn Press	9726	Aero	Dr	San Diego
	06-0156	01-A	Plaza Press	4651	Mission Gorge	Pl	San Diego
	06-0180	02-A	San-Lo Aerial Surveys	4875	Viewridge	Av	San Diego
	06-0308	01-A	Ranroy Company Inc	8987	Complex	Dr	San Diego
	06-0347	01-A	Kaiser Permanente - Vandever	4405	Vandever	Av	San Diego
	06-0350	01-A	City;Print Shop	8835	Balboa	Av	San Diego
	06-0415	02-A	Raymert Press Inc	8835	Balboa	Av	Suite A San Diego
	06-0432	03-A	Western Micrographics Systems	4320	Viewridge	Av	Suite B San Diego
	06-0453	01-A	Business Cards Tomorrow	5450	Complex	St	San Diego
	06-0464	02-A	Oasis MSO Inc	5471	Kearny Villa	Rd	Suite 200 San Diego
	06-0466	01-A	Wal-Mart Stores Inc	3382	Murphy Canyon	Rd	San Diego
	06-0473	01-A	San Diego County DPW Cartographic	5201	Ruffin	Rd	Suite D San Diego
	06-0476	02-A	Joseph S Sparrow DDS	3292	Sandrock	Rd	San Diego
	06-0477	01-A	L W Thomas DMD	4926	La Cuenta	Dr	Suite 100 San Diego
	06-0478	01-A	SDUSD; Serra High School	5156	Santo	Rd	San Diego
	06-0480	01-A	D Douglas Cassat DDS	10789	Tierrasanta	Bl	Suite 110 San Diego
	06-0481	02-A	Tierrasanta Veternary Hosp	10799	Tierrasanta	Bl	San Diego
	06-0485	01-A	Sharp Printing Services	9161	Chesapeake	Dr	San Diego
	06-0486	01-A	L E I Medical Group Inc	9620	Chesapeake	Dr	Suite 104 San Diego
	06-0489	01-A	Thomas Doleski DDS	9340	Clairemont Mesa	Bl	Suite C San Diego
	06-0493	01-A	Rite Aid # 5660	10631	Tierresanta	Bl	San Diego
	06-0510	01-A	Repro Magic	5445	Ruffin	Rd	San Diego
	06-0521	02-A	Costco Wholesale Photo Lab	2345	Fenton	Py	San Diego
	06-0532	01-A	Valley Instant Printing	4247	Ponderosa	Av	Suite A San Diego
	06-0564	01-A	RanRoy Printing Company	4650	Overland	Av	San Diego
	06-0566	01-A	CVS Pharmacy # 8833	3332	Sandrock	Rd	San Diego
	06-0599	01-A	Wheeler Family Chiropractic	5482	Complex	St	Suite 101 San Diego
	07-0071	00-A	Western Press	4401	Twain	Av	Suite 20 San Diego
	07-0080	03-A	Fromex One Hour Photo	7299	Navajo	Rd	San Diego
	07-0082	02-A	Foremost Printing	5839	Mission Gorge	Rd	Suite B San Diego
	07-0123	02-A	Rancho San Carlos Pet Clinic	7850	Golfcrest	Dr	San Diego
	07-0125	01-A	Victor A Ippolito DDS Inc	6280	Jackson	Dr	3 San Diego
	07-0126	01-A	James H Thompson Dmd	7424	Jackson	Dr	3 San Diego
	07-0127	01-A	Donald R Fleming DDS Inc	7676	Jackson	Dr	San Diego
	07-0128	01-A	Charles R Petrie DDS	6280	Jackson	Dr	6 San Diego
	07-0130	01-A	Guy Fox DDS & Amy Fox DDS	8312	Lake Murray	Bl	Suite E San Diego
	07-0135	01-A	Personal Dental Services	6505	Alvarado	Rd	San Diego
07-0136	01-A	Radiation Medical Group Inc	6699	Alvarado	Rd	San Diego	
07-0139	03-A	CVS# 9154	10350	Friars	Rd	San Diego	
07-0140	01-A	Chiropractic Care Center	6171	Mission Gorge	Rd	110 San Diego	
07-0141	01-A	Contemporary Chiropractic	6612	Mission Gorge	Rd	San Diego	
07-0142	01-A	Mission Gorge Animal Hospital	6690	Mission Gorge	Rd	M San Diego	

# Film Processors Subject to Best Management Practices, Treatment Plant 1

Report run on: February 25, 2013 1:46 PM

Page 7

Class	Facility	Permit	Name	Address	City
2F	07-0143	01-A	Dr William Ochs DDS	5863 Mission Gorge	Rd San Diego
	07-0145	02-A	Alvarado Orthopedic Med Group	5555 Reservoir	Dr Suite 104 San Diego
	07-0146	01-A	SDUSD; Patrick Henry High School	6702 Wandermere	Dr San Diego
	07-0151	02-A	CVS Pharmacy # 9137	7393 Jackson	Dr San Diego
	07-0165	01-A	Walgreens # 7176	8766 Navajo	Rd San Diego
	07-0177	01-A	Mission Dental Center	5995 Mission Gorge	Rd Suite A San Diego
	08-0278	01-A	Watts Colorlab	3610 Hancock	St Suite 4 San Diego
	08-0344	04-A	CVS# 9922	3950 W Point Loma	Bl San Diego
	08-0352	00-A	San Diego Magazine	1450 Front	St San Diego
	08-0437	01-A	Shelter Island Medical Group	1370 Rosecrans	St San Diego
	08-0444	01-A	Rodney Mellor DDS	1943 Cable	St San Diego
	08-0445	02-A	Fleming S Lee DDS	1857 Cable	St San Diego
	08-0447	01-A	Rite Aid # 5647	4840 Niagra	Av San Diego
	08-0448	01-A	Turton Enterprises	1743 Catalina	Bl San Diego
	08-0450	01-A	Dr Warren Patch	1952 Sunset Cliffs	Bl San Diego
	08-0455	01-A	SDUSD; Point Loma High School	2335 Chatsworth	Bl San Diego
	08-0456	01-A	Mark A Kretz DDS	1775 Locust	St San Diego
	08-0457	01-A	Point Loma Nazarene College	3900 Lomaland	Dr San Diego
	08-0461	01-A	Ocean Beach Dental	2176 Sunset Cliffs	Bl San Diego
	08-0462	01-A	Seaside Dentistry	1499 Sunset Cliffs	Bl San Diego
	08-0463	01-A	Russell C Tontz Jr DDS	1991 Sunset Cliffs	Bl San Diego
	08-0465	02-A	VCA Peninsula Animal Hospital	3767 Voltaire	St San Diego
	08-0466	01-A	Marc N Reis DDS	4606 Voltaire	St San Diego
	08-0467	01-A	Cabrillo Veterinary Hospital	4138 Voltaire	St San Diego
	08-0475	01-A	Kaiser Permanente	3250 Fordham	St San Diego
	08-0476	01-A	Pacific Chiropractic	1775 Hancock	St San Diego
	08-0477	01-A	California Retina Associates	3405 Kenyon	St San Diego
	08-0480	01-A	Midway Chiropractic Center	3689 Midway	Dr San Diego
	08-0484	01-A	Van A Brollini DDS	4118 W Point Loma	Bl San Diego
	08-0486	01-A	Health Services Complex	3851 Rosecrans	St San Diego
	08-0487	01-A	Abundant Health Chiropractic	3045 Rosecrans	St San Diego
	08-0519	01-A	Walgreens # 6094	3005 Midway	Dr San Diego
	08-0543	01-A	Becker Family Dental Care	3046 Avenida de Portugal	San Diego
	08-0545	01-A	CVS Pharmacy # 9165	3327 Rosecrans	St San Diego
	08-0555	01-A	Point Loma Veterinary Clinic	1964 Sunset Cliffs	Bl San Diego
	09-0028	02-A	Center City Printing	1031 14th	St San Diego
	09-0036	02-A	Color Graphics Inc	1660 India	St San Diego
	09-0279	01-A	Knox Photocopy Service	2250 4th	Av San Diego
	09-0282	01-A	George's Camera/Video Exchange	3837 30th	St San Diego
	09-0367	01-A	San Diego Daily Transcript	2131 3rd	Av San Diego
	09-0535	02-A	Nelson Photo Supply	1909 India	St San Diego
	09-0665	03-A	Costco Wholesale Photo Lab	650 Gateway Center	Dr San Diego
	09-0680	02-A	Regency Rehab Hospital	555 Washington	St San Diego
	09-0698	03-A	CVS Pharmacy # 9903	71 Horton	Pl San Diego
	09-0720	01-A	Internal Medicine Associates	4033 3rd	Av Suite 300 San Diego
	09-0735	01-A	Champion Orthopedics	2918 5th	Av San Diego
	09-0738	02-A	J Philip Bradford DDS	3823 8th	Av San Diego



# Film Processors Subject to Best Management Practices, Treatment Plant 1

Report run on: February 25, 2013 1:46 PM

Page 8

Class	Facility	Permit	Name		Address				City
2F	09-0739	01-A	Tim Mantoani Photograph	3615	India				San Diego
	09-0743	01-A	Arthur L Austin DDS	311	Nutmeg				San Diego
	09-0744	01-A	Dr Jeffrey S Keeny DDS	1807	Robinson		Suite	101	San Diego
	09-0745	02-A	Vaheed Bayette DDS	420	Spruce		Unit	C	San Diego
	09-0747	01-A	Rancho Dental Group	1442	University				San Diego
	09-0748	01-A	Peter D Shaw DDS	315	Walnut				San Diego
	09-0749	01-A	Alan B Lloyd DC	842	Washington		Suite	A	San Diego
	09-0751	01-A	Richard M Braun MD Inc	770	Washington				San Diego
	09-0752	01-A	Rober A Alder DDS	920	Washington				San Diego
	09-0754	03-A	VCA Hillcrest Animal Hospital	246	W	Washington			San Diego
	09-0756	02-A	Dean Nguyen DDS	4082		30th			San Diego
	09-0761	01-A	Cabrillo Chiropractic	3878		Old Town			San Diego
	09-0765	01-A	Gary L Greenberg DDS PC	230		G			San Diego
	09-0768	01-A	Howard A First DDS Inc	239		Laurel			San Diego
	09-0770	01-A	County Administration Center	1600		Pacific		Room	402
	09-0772	01-A	Childrens Dental Health Center	1270		24th			San Diego
	09-0776	01-A	Robert Robinson DDS	995		Gateway Center			San Diego
	09-0779	02-A	Dr Sigrid Parry & Associates	3330		3rd		Suite	202
	09-0780	02-A	Reena Feider DDS Inc	2728		3rd			San Diego
	09-0781	01-A	Robert W Hymes DDS Apc	3330		3rd			San Diego
	09-0783	01-A	Jon E Peterson DDS	4076		3rd			San Diego
	09-0789	01-A	Martin Brewer Deal & Hansen	2654		4th			San Diego
	09-0790	01-A	Ernest Casares Jr DDS	3315		4th			San Diego
	09-0794	02-A	US Healthworks - Hillcrest	3930		4th		Suite	200
	09-0795	01-A	Uptown Dental Office	3664		4th			San Diego
	09-0796	01-A	Hillcrest Footcare Center	3363		4th			San Diego
	09-0800	01-A	San Diego Transcript	2131		3rd			San Diego
	09-0801	02-A	Byung Sun Yoo DDS Inc	2425		3rd			San Diego
	09-0805	02-A	Cathleen A Silliman DDS	2322		6th			San Diego
	09-0806	01-A	Implant Dentistry of San Diego	2304		6th			San Diego
	09-0810	01-A	Roger H Tubbesing DDS	233		A			San Diego
	09-0812	01-A	Rite Aid # 5644	535		Robinson			San Diego
	09-0817	02-A	CVS Pharmacy # 9141	3151		University			San Diego
	09-0832	02-A	CVS Pharmacy # 9148	313		Washington			San Diego
	09-0838	01-A	California Stamp Company	1492		5th			San Diego
	09-0846	01-A	Carl Jepsen DDS	306		Walnut		Suite	39
	09-0863	01-A	Giant Photo Service	3617		India			San Diego
	09-0876	01-A	Chiropractic Sports and Injury Center	2333		Camino Del Rio South		Suite	230
	09-0878	01-A	Stephen Baral DMD	306		Walnut		Suite	36
	09-0882	01-A	Scott Rauvola DDS A Dental Corp	2130		4th			San Diego
	09-0883	01-A	Howard A First DDS	306		Walnut		Suite	31
	09-0884	01-A	Western Dental	2948		University			San Diego
	09-0892	01-A	Pet Hospital of North Park	2444		University			San Diego
	09-0893	01-A	Pacific Veterinary Services Inc	2646		University			San Diego
	09-0900	01-A	Hillcrest Dental Clinic	3544		30th			San Diego
	09-0901	01-A	Ruben Romero DDS/Terry Teudt DDS	306		Walnut		Suite	36A
	09-0902	01-A	La Maestra Community Health Centers	4305		University		Suite	120

# Film Processors Subject to Best Management Practices, Treatment Plant 1

Report run on: February 25, 2013 1:46 PM

Page 9

Class	Facility	Permit	Name		Address			City
2F	09-0903	01-A	San Diego American Health Center	2630	First	Av		San Diego
	09-0905	01-A	Ann Marie Zimmerman and David Rens DDS	4103	Third	Av	Suite A	San Diego
	09-0907	01-A	VCA Angel Animal Hospital	3537	30th	St		San Diego
	09-0908	01-A	Apple Dental	1540	Fern	St		San Diego
	09-0915	01-A	Harmony Animal Hospital	3994	Park	Bl		San Diego
	09-0916	01-A	ABC Veterinary Hospital	4054	Normal	St		San Diego
	09-0917	01-A	Ballpark Family Dental	245	25th	St		San Diego
	09-0918	01-A	CVS Pharmacy # 4768	550	C	St		San Diego
	09-0921	01-A	Dr Petros Toma and Putnes Corp	4844	University	Av	Suite B	San Diego
	09-0922	01-A	Mark J Riedler DDS	4167	Ohio	St		San Diego
	09-0925	01-A	Brightcare Dental	3078	University	Av		San Diego
	09-0926	01-A	Dentistry of Old Town	3659	India	St	Suite 100	San Diego
	09-0929	01-A	Kensington Dental	4444	El Cajon	Bl	Suite 4	San Diego
	09-0949	01-A	Life Within Chiropractic	1452	University	Av		San Diego
	10-0415	01-A	Center City Chiropractic	3288	El Cajon	Bl	Suite 9	San Diego
	10-0417	02-A	Loc Bao DDS Inc	4236	El Cajon	Bl		San Diego
	10-0419	01-A	Derek Hyun DDS	4021	Fairmount	Av		San Diego
	10-0421	01-A	Dr Nguyen T Lieu DDS	5296	University	Av		San Diego
	10-0423	02-A	South Bay Dental Center	2939	Alta View	Dr		San Diego
	10-0424	01-A	Gary L Mcclanahan DDS	2449	E Plaza	Bl	Suite A	San Diego
	10-0429	01-A	SDUSD; Crawford High School	4191	Colts	Wy		San Diego
	10-0430	01-A	SDUSD; Hoover High School	4474	El Cajon	Bl		San Diego
	10-0431	01-A	Campus Dental Group	6244	El Cajon	Bl	Suite 14	San Diego
	10-0433	01-A	Boulevard Animal Clinic	7047	El Cajon	Bl		San Diego
	10-0435	01-A	College Animal Hospital	5653	El Cajon	Bl		San Diego
	10-0436	01-A	Peter Ly DPM	6244	El Cajon	Bl	Suite 29	San Diego
	10-0437	01-A	Family Dentistry	4712	El Cajon	Bl	G	San Diego
	10-0439	02-A	Huan-Tony Bao Ngo DDS	6663	El Cajon	Bl	C	San Diego
	10-0440	01-A	Mark Haeger DDS	6244	El Cajon	Bl	Suite 6	San Diego
	10-0443	01-A	Hi-Tech Dental	5507	El Cajon	Bl		San Diego
	10-0444	03-A	Neighborhood Dental Group	6244	El Cajon	Bl	Suite 25	San Diego
	10-0445	01-A	Dung Ly General Dentistry	4310	Euclid	Av	A	San Diego
	10-0447	01-A	Skill Centers of America	6255	University	Av		San Diego
	10-0448	01-A	University Avenue Dental Group	6324	University	Av		San Diego
	10-0449	01-A	University Square Dentistry	5971	University	Av	309	San Diego
	10-0450	02-A	Dr Rodriguez Dental Corp	3200	Adams	Av	202	San Diego
	10-0459	01-A	SDUSD; School of Performing Art	2425	Dusk	Dr		San Diego
	10-0462	01-A	Rite Aid # 5652	3650	Adams	Av		San Diego
	10-0472	02-A	Orange Family Dental	4205	Fairmount	Av		San Diego
	10-0473	02-A	CVS Pharmacy # 9109	6265	El Cajon	Bl		San Diego
10-0477	01-A	Gregory B Jensen DDS	6244	El Cajon	Bl		San Diego	
10-0478	02-A	Albertsons # 6801	4421	University	Av		San Diego	
10-0486	01-A	Sam's Club # 6235	6336	College Grove	Wy		San Diego	
10-0494	01-A	Fromex Photo Systems	6370	El Cajon	Bl		San Diego	
10-0498	01-A	Beautiful Smile Dentistry	6368	El Cajon	Bl		San Diego	
10-0505	01-A	CVS Pharmacy # 9121	4404	El Cajon	Bl		San Diego	
10-0506	01-A	Coast Dental Care	6585	El Cajon	Bl		San Diego	

# Film Processors Subject to Best Management Practices, Treatment Plant 1

Report run on: February 25, 2013 1:46 PM

Page 10

Class	Facility	Permit	Name		Address				City
2F	10-0510	01-A	Phuc The Nguyen DDS	4644	El Cajon	Bl	Suite	110	San Diego
	10-0511	01-A	Western Chiropractic Center	3531	El Cajon	Bl	Unit	B	San Diego
	10-0517	01-A	Lynn G Hudak DDS	4541	College	Av			San Diego
	10-0518	01-A	North Park Dental	3426	University	Av			San Diego
	10-0519	01-A	Chiropractic Accident & Industrial Injury Clinic	5106	Federal	Bl	Suite	107	San Diego
	10-0520	01-A	Victor X Crawford DDS	5106	Federal	Bl	Suite	209	San Diego
	10-0521	01-A	In Good Hands Family Healthcare	3641	El Cajon	Bl			San Diego
	10-0525	01-A	El Cerrito Vet Hospital	6911	University	Av			San Diego
	10-0527	01-A	Professional Dental Enterprises	3251	Adams	St	Suite	A	San Diego
	10-0537	01-A	Health Arts Management	1060	South Euclid	Av			San Diego
	10-0542	01-A	Colina Veterinary Hospital	5530	University	Av			San Diego
	10-0543	01-A	FairEast Dental	4170	Fairmount	Av			San Diego
	11-0363	01-A	Testing Services & Inspection	3030	Main	St			San Diego
	11-0389	01-A	Gamma Tech Industries	3645	Dalbergia	St			San Diego
	11-0394	01-A	St Vincent De Paul Village	1501	Imperial	Av			San Diego
	11-0421	01-A	Comprehensive Health Centers	3177	Ocean View	Bl			San Diego
	11-0423	02-A	San Diego Trolley Dental Group	6571	Imperial	Av			San Diego
	11-0424	01-A	SDUSD; Morse High School	6905	Skyline	Dr			San Diego
	11-0426	01-A	Workhealth Network Med Center	250	Market	St			San Diego
	11-0427	01-A	Peter Y Umekubo Jr DDS	548	19th	St			San Diego
	11-0429	01-A	SDUSD; Lincoln High School	150	49th	St			San Diego
	11-0455	01-A	Hornblower Cruises & Events	0	B St Terminal A				San Diego
	12-0081	00-A	San Ysidro Health Center	4004	Beyer	Bl			San Diego
	12-0100	01-A	County; George Bailey Detention	446	Alta	Rd			San Diego
	12-0112	01-A	NAC	1330	30th	St	Suite	E	San Diego
	12-0113	01-A	So San Diego Veterinary Hosp	2910	Coronado	Av			San Diego
	12-0114	02-A	EZ Smiles Dental Care	1850	Coronado	Av			San Diego
	12-0115	01-A	Lewis J Dorria DDS	2930	Coronado	Av			San Diego
	12-0117	01-A	Montgomery High School	3250	Palm	Av			San Diego
	12-0119	01-A	Jeffrey W Brown DDS	1761	Palm	Av			San Diego
	12-0121	01-A	Jerome A Bannister DDS	4370	Palm	Av	Suite	C	San Diego
	12-0122	02-A	Carlos Garcia DDS	1270	Picador	Bl	Suite	L-M	San Diego
	12-0123	02-A	Southland Plaza Dental	655	Saturn	Bl	Suite	G	San Diego
	12-0124	01-A	I-5 Palm Ave Medical Clinic	655	Saturn	Bl			San Diego
	12-0125	02-A	San Ysidro Dental Care	2004	Dairy Mart	Rd			San Diego
	12-0186	01-A	Rancho Vista Medical & Therapy Center Inc	342	San Ysidro	Bl	Suite	F	San Diego
	12-0222	01-A	Jose L Lopez DDS Inc	3490	Palm	Av	Unit	1	San Diego
	12-0231	01-A	Juvenile Detention Facility	446	Alta	Rd			San Diego
	13-0048	02-A	Hyspan Precision Products	1685	Brandywine	Av			Chula Vista
	13-0117	02-A	Bay Port Press	645	Marsat	St	Suite	D	Chula Vista
13-0183	01-A	Wachs Chiropractic Health Center	359	3rd	Av			Chula Vista	
13-0184	01-A	Yoshindo Shibuya DDS Inc	468	3rd	Av			Chula Vista	
13-0185	01-A	Professional Dental Group	301	3rd	Av			Chula Vista	
13-0187	01-A	California Smiles Dental Group	215	3rd	Av			Chula Vista	
13-0190	01-A	Scripps South Bay Imaging Center	480	4th	Av			Chula Vista	
13-0192	02-A	Gentle Touch Family Dentistry	340	4th	Av	Suite	16	Chula Vista	
13-0193	01-A	Victor J Mora DDS	480	4th	Av			Chula Vista	



# Film Processors Subject to Best Management Practices, Treatment Plant 1

Report run on: February 25, 2013 1:46 PM

Page 11

Class	Facility	Permit	Name		Address			City
2F	13-0194	01-A	Bone Associates	450	4th		Av	Chula Vista
	13-0199	02-A	SmileCare Family Dentistry	510	Broadway		Suite 4&5	Chula Vista
	13-0200	01-A	Peter Y Umekubo Jr DDS	277	Church		Av	Chula Vista
	13-0202	01-A	Tanaka Dental Corporation	212	Church		Av	Chula Vista
	13-0204	01-A	Hilltop High School	555	Claire		Av	Chula Vista
	13-0205	01-A	Town Centre Dental Group	265	E		St	Chula Vista
	13-0208	02-A	Chula Vista Dental Office	265	F		St	Chula Vista
	13-0210	01-A	Bill C Crafton DDS	257	F		St	Chula Vista
	13-0212	01-A	Dr Derek M Lichter	247	F		St	Chula Vista
	13-0220	01-A	Woodside Dental Office	498	Hale		St	Chula Vista
	13-0221	01-A	Chiropractic Care Center	295	K		St	Chula Vista
	13-0227	01-A	Family Med Ctr of Chula Vista	1415	Ridgeback		Rd	Chula Vista
	13-0234	02-A	Meigs Family Dentistry	1040	Tierra Del Rey		Suite 209	Chula Vista
	13-0235	01-A	Photo Max	1367	3rd		Av	Chula Vista
	13-0239	01-A	Sweetwater Union High School Admin Center	1130	5th		Av	Chula Vista
	13-0243	01-A	South Bay Veterinary Hospital	1038	Broadway			Chula Vista
	13-0244	01-A	Western Dental	1101	Broadway			Chula Vista
	13-0245	03-A	Dental Checkup	1010	Broadway		Suite 5	Chula Vista
	13-0246	01-A	Healthsouth Chula Vista	1111	Broadway			Chula Vista
	13-0249	01-A	The Pet Clinic	3326	Main		St	Chula Vista
	13-0253	01-A	Barry Sliplock DDS	750	Medical Center		Ct	Chula Vista
	13-0255	01-A	Hilltop Dentistry	11	Naples		St	Chula Vista
	13-0256	01-A	Langford Chiropractor	4360	Main		Suite 209	Chula Vista
	13-0257	01-A	Robert N Woodall DDS Inc	330	Oxford		St	Chula Vista
	13-0261	02-A	Palomar Dental Group	648	Palomar		St	Chula Vista
	13-0264	01-A	Bonita Vista High School	751	Otay Lakes		Rd	Chula Vista
	13-0282	02-A	Costco Wholesale Photo Lab	895	E H		St	Chula Vista
	13-0290	01-A	Kaiser Permanente	3955	Bonita		Rd	Chula Vista
	13-0300	01-A	Walgreens # 6255	621	I		St	Chula Vista
	13-0301	01-A	Tricare Outpatient Clinic	644	Naples		St	Chula Vista
	13-0314	02-A	Jerry Massimei DDS APC	1415	Ridgeback		Rd Suite 21	Chula Vista
	13-0319	01-A	Rite Aid # 5613	4348	Bonita		Rd	Bonita
	13-0323	01-A	Carl J Hemesath DDS Inc	855	3rd		Av Suite 3330	Chula Vista
	13-0333	01-A	Costco Wholesale # 781	1130	Broadway			Chula Vista
	13-0351	01-A	Smile Design Center	232	3rd		Av	Chula Vista
	13-0355	01-A	Walgreens # 7867	1430	Eastlake		Py	Chula Vista
	13-0379	01-A	Amazon Animal Hospital	1172	3rd		Av Suite D8	Chula Vista
	13-0382	01-A	Perez Marites DDS	754	Medical		Ct Unit 201	Chula Vista
	13-0385	01-A	Eastlake Village Vet Clinic	2260	Otay Lakes		Rd Unit 113	Chula Vista
	13-0386	01-A	Telegraph Canyon Animal Medical Center	577	Telegraph Canyon		Rd	Chula Vista
	13-0387	01-A	Perpecta Dental Group	314	Palomar		St	Chula Vista
	13-0388	01-A	Palomar Dental Group	664	Palomar		St Suite 1103	Chula Vista
	13-0414	01-A	Walgreens # 2623	1111	3rd		Av	Chula Vista
	13-0418	01-A	Steven G Detsch DDS	340	4th		Av Suite 17	Chula Vista
	13-0421	01-A	Vicente Miramor DDS Inc	276	Church		Av Unit C	Chula Vista
	13-0426	01-A	Pacific Shore Medical	835	3rd		Av Suite A	Chula Vista
	13-0430	01-A	Nazli Keri DDS	2226	Otay Lakes		Rd	Chula Vista

# Film Processors Subject to Best Management Practices, Treatment Plant 1

Report run on: February 25, 2013 1:46 PM

Page 12

Class	Facility	Permit	Name		Address				City
2F	13-0433	01-A	Fabriel Burquez DDS Inc	180	Otay Lakes	Rd	Suite	208	Bonita
	13-0434	01-A	Francisco Mondragon	180	Otay Lakes	Rd	Suite	204A	Bonita
	13-0436	01-A	Children's Primary Dental Care & Adult Dental	397	E	St	Suite	A&B	Chula Vista
	13-0437	01-A	Berger Dental Corporation	180	Otay Lakes	Rd	Suite	204B	Chula Vista
	13-0442	01-A	Wal-Mart # 3516	1360	Eastlake	Py			Chula Vista
	13-0456	01-A	East Lake Plaza Dental	2060	Otay Lakes	Rd	Suite	230	Chula Vista
	14-0021	01-A	Daryl Catherwood	1001	B	Av		105	Coronado
	14-0022	02-A	Smith Chiropractic Corporation	1001	B	Av	Suite	303	Coronado
	14-0027	01-A	Diane Edge DDS	1012	Isabella	Av			Coronado
	14-0028	01-A	Coronado Veterinary Hospital	150	Orange	Av			Coronado
	14-0030	01-A	Crown Veterinary Hospital	817	Orange	Av			Coronado
	14-0031	01-A	Dan R Hutchison Dmd	543	Orange	Av			Coronado
	14-0033	01-A	Rite Aid # 5655	836	Orange	Av			Coronado
	14-0040	01-A	Coronado Foot Specialists	1121	10th	St			Coronado
	14-0041	01-A	James I Haag DDS	1317	Ynez	Pl			Coronado
	14-0042	01-A	Christopher Kleber DDS	1315	Ynez	Pl			Coronado
	15-0004	01-A	J Geoffrey Murray DDS	1333	Camino Del Mar				Del Mar
	15-0008	02-A	Longs Drug Store # 9247	2662	Del Mar Heights		Rd		Del Mar
	15-0011	01-A	Del Mar Professional Dental Group	13983	Mango	Dr	Suite	104	Del Mar
	15-0015	01-A	Del Mar Blue Print Company Inc	2201	San Dieguito	Dr			Del Mar
	16-0012	01-A	Bowen Enterprises	380	Coogan	Wy			El Cajon
	16-0218	01-A	Granite Hills High School	1719	E Madison	Av			El Cajon
	16-0249	01-A	Fletcher Hills Printing	2262	Fletcher	Py			El Cajon
	16-0266	01-A	El Cajon Police Dept	100	Fletcher	Py			El Cajon
	16-0339	02-A	Western Diagnostic Imaging Center	1663	Greenfield	Dr			El Cajon
	16-0399	02-A	Dawco Press	1339	Broadway				El Cajon
	16-0411	03-A	Minuteman Press	1654	Pioneer		Wy		El Cajon
	16-0439	01-A	Valhalla High School	1725	Hillsdale	Rd			El Cajon
	16-0449	01-A	Singing Hills Animal Hospital	1951	Willow Glen	Dr			El Cajon
	16-0450	01-A	Stephen E Phillips DDS	607	Aldwych	Rd			El Cajon
	16-0451	02-A	Lubczuk Dental Arts	707	Arnele	Av			El Cajon
	16-0453	01-A	Corey H Marco MD	280	Avocado	Av			El Cajon
	16-0454	01-A	Larry A Bell DDS	254	Avocado	Av			El Cajon
	16-0455	02-A	Dr Richard S Prouse	292	Avocado	Av			El Cajon
	16-0456	02-A	John Joe Bacino DDS	560	Brockton	St			El Cajon
	16-0457	02-A	Jean Chan DDS	260	E Chase	Av			El Cajon
	16-0458	02-A	Care & Comfort Veterinary Hospital Inc	522	E Chase	Av			El Cajon
	16-0459	02-A	East County Chiropractic	900	N Cuyamaca	St	Suite	201	El Cajon
	16-0460	02-A	Partner Press LLC	280	Cypress	Ln	Suite	D	El Cajon
	16-0461	02-A	Brian T Holmes DC	2434	Fletcher	Py			El Cajon
	16-0463	01-A	V S Dentistry	2526	Fletcher	Py			El Cajon
16-0465	01-A	R Bravin DDS & E Sugita DDS	360	Highland	Av			El Cajon	
16-0467	01-A	El Cajon Valley Vet Hospital	560	Johnson	Av			El Cajon	
16-0471	01-A	Oral Surgi-Center	150	Madison	Av			El Cajon	
16-0477	01-A	Jan S Drake DDS	406	Magnolia	Av			El Cajon	
16-0480	02-A	Ali Haeri DMD MHS	1297	Main	St	Suite	A	El Cajon	
16-0481	02-A	Maribel A Celebrado DDS	168	W Park	Av			El Cajon	

# Film Processors Subject to Best Management Practices, Treatment Plant 1

Report run on: February 25, 2013 1:46 PM

Page 13

Class	Facility	Permit	Name		Address			City
2F	16-0484	01-A	Siekerka Chiropractic	983	Washington		Av	El Cajon
	16-0485	01-A	Encompass Fam Phys Med Grp	255	W Washington		Av	El Cajon
	16-0486	01-A	David Keen DDS	595	N Westwind		Dr	El Cajon
	16-0487	01-A	Western Dental Services	583	2nd		St	El Cajon
	16-0489	02-A	Commercial NDT	9303	Bond		Av Suite A	El Cajon
	16-0491	01-A	Horizon Dental Group	742	Broadway			El Cajon
	16-0492	02-A	Samar Atto DDS	1252	Broadway		Suite B	El Cajon
	16-0494	01-A	Gary V Parcel DDS	941	Broadway		Suite A	El Cajon
	16-0495	01-A	Gary A Olen DDS	773	Broadway			El Cajon
	16-0499	01-A	East County Dental Center	13465	Camino Canada		Suite 110A	El Cajon
	16-0500	01-A	Cajon Rancho Pet Hospital	1682	Greenfield		Dr	El Cajon
	16-0504	01-A	SmileCare	1242	Main		St	El Cajon
	16-0507	01-A	Rite Aid # 5626	400	N 2nd		St	El Cajon
	16-0525	01-A	Adamo Chiropractic Center	820	Jamacha		Rd Suite #103	El Cajon
	16-0526	01-A	Kennedy & Scharer DDS	810	Jamacha		Rd Suite 104	El Cajon
	16-0532	01-A	Kaiser Permanente	250	Travelodge			El Cajon
	16-0543	01-A	Walgreens # 5844	215	N 2nd		St	El Cajon
	16-0546	01-A	Thomas Brant DDS	711	Avocado		Av	El Cajon
	16-0636	01-A	Wal-Mart Store # 3524	605	Fletcher		Py	El Cajon
	16-0640	02-A	Hi Tech Welding and Forming Inc	1990	Friendship		Dr	El Cajon
	16-0653	02-A	Girard Orthopaedic Surgeons Medical Group	1679	E Main		St Suite 102	El Cajon
	16-0654	01-A	Brian Y Suzuki DMD Family Dentistry	2592	Fletcher Parkway		Py	El Cajon
	16-0655	01-A	Miroue	2752	Navajo		Rd	El Cajon
	16-0657	01-A	S T Sawa & Associates DDS LTD	407	W Madison		Av	El Cajon
	16-0665	01-A	Cajon Dental Group	359	W Madison		Av	El Cajon
	16-0669	01-A	Washington Dentistry	1008	E Washington		Av	El Cajon
	16-0672	01-A	Gary J Wokuluk DDS	119	W Lexington		Av	El Cajon
	16-0680	01-A	Carl Yamaguchi DDS	1276	E Washington		Av	El Cajon
	16-0706	02-A	Blake N Synowski DMD Inc	266	Avocado		Av Suite A	El Cajon
	16-0722	01-A	San Diego Web Offset	550	Fesler		St Suite A	El Cajon
	16-0744	01-A	Chiropractic Family Health Center	1333	N Second		St	El Cajon
	16-0745	01-A	Professional Family Dental	1106	N 2nd		St	El Cajon
	16-0746	01-A	Fenn Orthodontics	1136	N Second		St	El Cajon
	17-0020	01-A	Seacoast Pet Clinic	600	Palm		Av Suite 103	Imperial Beach
	17-0021	01-A	Imperial Beach Pet Hospital	538	12th		St	Imperial Beach
	17-0023	01-A	Mar Vista High School	505	Elm		Av	Imperial Beach
	17-0024	01-A	Imperial Beach Dental Group	1340	Imperial Beach		Bl	Imperial Beach
	17-0025	01-A	San Diego Job Corps Center	1325	Iris		Av	Imperial Beach
	18-0044	02-A	Ritz Camera and Image # 178	5500	Grossmont Center		Dr	La Mesa
	18-0046	00-A	Helix High School	7323	University		Av	La Mesa
	18-0097	03-A	Costco Wholesale Photo Lab	8125	Fletcher		Py	La Mesa
	18-0098	03-A	CVS/Pharmacy #9169	5500	Grossmont Center		Dr	La Mesa
	18-0114	01-A	Irvin Silverstein DDS	6080	Lake Murray		Bl	La Mesa
	18-0116	02-A	Image Dental Group	7557	El Cajon		Bl	La Mesa
	18-0117	01-A	Roman Cham MD	7808	El Cajon		Bl Suite 10-P	La Mesa
	18-0118	01-A	Richard Bartlett DDS	7557	El Cajon		Bl	La Mesa
	18-0121	01-A	Dr Barkett DDS	5121	Garfield		St	La Mesa

# Film Processors Subject to Best Management Practices, Treatment Plant 1

Report run on: February 25, 2013 1:46 PM

Page 14

Class	Facility	Permit	Name		Address				City
2F	18-0122	01-A	Alvarado Chiropractic Group	8811	Grossmont		Bl		La Mesa
	18-0125	01-A	Thomas K Brassington DDS	8442	La Mesa		Bl		La Mesa
	18-0126	01-A	Hill / Schneidmiller DDS	7888	La Mesa		Bl		La Mesa
	18-0127	01-A	William R Helps DDS	8875	La Mesa		Bl	Suite F	La Mesa
	18-0132	01-A	Joseph A Buckley DDS	8440	Lemon		Av		La Mesa
	18-0134	01-A	Donald J Trexel DDS	4333	Palm		Av	Suite B	La Mesa
	18-0138	01-A	Thomas J Olinger DDS	8375	University		Av		La Mesa
	18-0140	01-A	Eastridge Veterinary Clinic	7750	University		Av	Suite A	La Mesa
	18-0142	01-A	Classic Dental Care	7122	University		Av		La Mesa
	18-0143	01-A	University Animal Clinic	7134	University		Av		La Mesa
	18-0145	01-A	Howard Feffer	5268	Baltimore		Dr		La Mesa
	18-0146	01-A	Louis Levy Jr MD	8881	Fletcher		Py	Suite 108	La Mesa
	18-0152	02-A	La Mesa Cardiac Center	5565	Grossmont Center		Dr	Suite 455	La Mesa
	18-0153	01-A	Grossmont Orthopedics	5565	Grossmont Center		Dr		La Mesa
	18-0154	01-A	G S Matosian Dental Corp	5565	Grossmont Center		Dr	Suite 1229	La Mesa
	18-0156	01-A	Jerry M Fabrikant DPM	5565	Grossmont Center		Dr	Suite 1353	La Mesa
	18-0157	01-A	Vernon T K Au DDS	5340	Jackson		Dr		La Mesa
	18-0158	01-A	Lake Murray Village Vet Clinic	5644	Lake Murray		Bl		La Mesa
	18-0159	02-A	La Mesa Family Dental	5652	Lake Murray		Bl		La Mesa
	18-0160	01-A	Vision Chiropractic	7877	Parkway		Dr		La Mesa
	18-0161	01-A	Readicare Center	8090	Parkway		Dr		La Mesa
	18-0162	01-A	Parkway Pet Hospital	8200	Parkway		Dr		La Mesa
	18-0173	02-A	Larry R Pawl DMD	7339	El Cajon		Bl	Suite F	La Mesa
	18-0187	01-A	La Mesa Chiropractic	7170	University		Av		La Mesa
	18-0192	01-A	Frederick W Lindblam DDS	5153	Jackson		Dr		La Mesa
	18-0198	01-A	Ronald S Lessem DDS	4990	70th		St	Space A	La Mesa
	18-0201	01-A	La Mesa Family Dental Group	5680	Lake Murray		Bl	Suite B	La Mesa
	18-0203	01-A	Dr Federico J Tiznado DDS	7877	Parkway		Dr	Suite 2B	La Mesa
	18-0204	01-A	Caruthers Chiropractic	5360	Jackson		Dr	Suite 116	La Mesa
	18-0209	01-A	Karen Anderson DPM	5565	Grossmont Center		Dr	Suite 152	La Mesa
	18-0210	01-A	Lake Murray Dental Group	5308	Lake Murray		Bl	Suite C	La Mesa
	18-0212	01-A	Alan M Coffin DDS	5308	Lake Murray		Bl	Suite B	La Mesa
	18-0213	01-A	Michael K Gavin DDS	5308	Lake Murray		Bl	Suite E	La Mesa
	18-0214	01-A	Jerry T Herring DDS	5308	Lake Murray		Bl	Suite D	La Mesa
	19-0199	00-A	Picture People	3030	Plaza Bonita		Rd	Suite 2232	National City
	19-0239	01-A	David M Graham MD	305	8th		St		National City
	19-0242	02-A	My Dentists	1341	8th	E	St		National City
	19-0243	01-A	South Coast Medical Clinic	408	8th		St		National City
	19-0244	01-A	A Avenue Dental	705	A		Av		National City
	19-0246	01-A	Sweetwater Union High School	2900	Highland		Av		National City
19-0248	01-A	Rofdolfo H Picazo DDS	1436	Highland		Av		National City	
19-0249	01-A	Waiel Y Putrus DDS	2004	Highland		Av		National City	
19-0250	01-A	John Dimaccio DDS	903	Highland		Av		National City	
19-0252	01-A	Sam K Parsi DDS	2010	Highland		Av		National City	
19-0254	02-A	Family Dentistry	1127	Highland		Av		National City	
19-0256	02-A	Dentistry of Old Town	1615	Plaza		Bl	Suite 100	National City	
19-0257	02-A	Plaza Boulevard Animal Hospital	2415	Plaza	E	Bl		National City	

# Film Processors Subject to Best Management Practices, Treatment Plant 1

Report run on: February 25, 2013 1:46 PM

Page 15

Class	Facility	Permit	Name		Address				City		
2F	19-0261	02-A	Town & Country Dental	1536	Sweetwater	Rd	Suite	E	National City		
	19-0262	01-A	Ben Antioquia DDS	1727	Sweetwater	Rd			National City		
	19-0310	01-A	Walgreens # 7869	885	Euclid	Av			National City		
	19-0314	01-A	Marilyn Agbuya DDS	1430		E	Bl	Suite	E9	National City	
	19-0316	01-A	Emilia Hernandez Dental Office	1483		E	Plaza	Bl		National City	
	19-0317	01-A	XDI Medical Diagnostic Imaging	404	Mile of Cars	Wy	Unit	D		National City	
	19-0319	01-A	Western Dental	1539		E	Plaza	Bl		National City	
	19-0321	01-A	Dr Richard Grant	2240		E	Plaza	Bl		National City	
	19-0324	01-A	Dr Moore Dental Office	3110		S	Plaza	Bl		National City	
	19-0325	01-A	Salvanera Dental Office	1035		S	Harbison	Av		National City	
	19-0331	01-A	Myrna N Sabino DMD	2340		E	8th	St	Suite	B	National City
	19-0333	01-A	New Image Dentistry	2340		E	8th	St	Suite	H	National City
	19-0334	01-A	South Bay Family Dental Center	2		N	Euclid	Av		National City	
	19-0335	01-A	Highland Dental	51		N	Highland	Av	Suite	F	National City
	19-0344	01-A	Ferdinand Tuazon DDS	1235		E	8th	St		National City	
	19-0345	01-A	Aurea B & Arleen Crisostomo DDS	905		E	8th	St		National City	
	19-0346	01-A	South Coast Dental	400			Mile Of Cars	Wy	Suite	A	National City
	19-0347	01-A	Jane S Galang	1415		E	8th	St	Suite	Z	National City
	19-0356	01-A	Purita B Ebbay DMD Inc	1105		E	Plaza	Bl	Suite	C	National City
	19-0357	01-A	Tooth Fairy Dental Group	340		E	8th	St	Suite	A	National City
	20-0031	01-A	Wal-Mart 1 Hr Photo Lab	13425			Community	Rd		Poway	
	20-0076	01-A	Poway High School	15500			Espola	Rd		Poway	
	20-0077	02-A	Pomerado Orthopedic Specialist	12630			Monte Vista	Rd	Suite	105	Poway
	20-0079	02-A	Ham Sang Wong DDS	12855			Pomerado	Rd	Suite	A	Poway
	20-0081	02-A	Bruce W Johnson DMD	15835			Pomerado	Rd	Suite	402	Poway
	20-0083	01-A	S Chandler DMD Pro Dental Cor	15835			Pomerado	Rd	Suite	202	Poway
	20-0084	02-A	Roxana Mashoon DDS	15835			Pomerado	Rd	Suite	201	Poway
	20-0086	01-A	William Racicot DDS	13029			Pomerado	Rd	Suite	B	Poway
	20-0087	01-A	Nina Mojaver DMD	15835			Pomerado	Rd	Suite	101	Poway
	20-0091	01-A	Marshall's Dental Center	15706			Pomerado	Rd			Poway
	20-0094	01-A	Wiederrich Chiropractic Clinic	14103			Poway	Rd			Poway
	20-0096	01-A	Donna S Mcaferty DDS Inc	12511			Poway	Rd	Suite	B	Poway
	20-0100	01-A	R E Rheinhardt DDS	13362			Poway	Rd			Poway
	20-0104	01-A	Marissa Tayag Dental Office	12222			Poway	Rd	Suite	6	Poway
	20-0106	01-A	Rancho Bernardo Printing Inc	12267		N	Crosthwaite	Cr			Poway
	20-0110	02-A	CVS Pharmacy # 9105	12358			Poway	Rd			Poway
	20-0129	01-A	Printex Inc	12113			Kirkham	Rd			Poway
	20-0178	01-A	Costco Wholesale # 775	12155			Tech Center	Dr			Poway
	20-0229	01-A	Derek Hyun Dental Corp	13025			Pomerado	Rd			Poway
	21-0082	03-A	Costco Wholesale Photo Lab	101			Town Center	Py			Santee
	21-0140	01-A	Larson-Metercraft Inc	9356			Wheatlands	Av			Santee
	21-0210	01-A	Santee Family Practice Medical Group	10158			Buena Vista	Av			Santee
21-0211	01-A	Gerald Sisson DDS	8964			Carlton Hills	Bl			Santee	
21-0215	02-A	Nicholas Thacker DDS	8770			Cuyamaca	St	Suite	1	Santee	
21-0221	01-A	Santana High School	9915			Magnolia	Av			Santee	
21-0222	02-A	Mast Blvd Pet Hospital	9740			Magnolia	Av			Santee	
21-0223	01-A	Byron P Cosgrove DDS	9850			Magnolia	Av			Santee	

# Film Processors Subject to Best Management Practices, Treatment Plant 1

Report run on: February 25, 2013 1:46 PM

Page 16

Class	Facility	Permit	Name		Address				City
2F	21-0224	01-A	West Hills High School	8756	Mast		Bl		Santee
	21-0225	01-A	Lasting Impressions	10366	Mission Gorge		Rd		Santee
	21-0226	01-A	Healthsouth Santee	9745	Prospect		Av	Suite 100	Santee
	21-0228	01-A	Santee Dental Group	235	Town Center		Py	Suite D	Santee
	21-0233	01-A	Family Dentistry	10769	Woodside		Dr		Santee
	21-0290	01-A	CVS Pharmacy # 9145	9730	Mission Gorge		Rd		Santee
	21-0293	01-A	Daniel M Kleiner DPM	10201	Mission Gorge		Rd		Santee
	22-0041	01-A	Kevin Swartzberg DDS	3050	Main		St		Lemon Grove
	22-0047	01-A	Stoddard Chiropractic Office	7366	Broadway			Suite C	Lemon Grove
	22-0049	02-A	San Diego Pet Hospital	7368	Broadway			Suite A	Lemon Grove
	22-0054	01-A	Lemon Grove Veterinary Hospital	7572	North		Av		Lemon Grove
	22-0055	02-A	CVS Pharmacy # 9112	7100	Broadway				Lemon Grove
	32-0003	01-A	Rite Aid # 6225	1665	Alpine		Bl		Alpine
	32-0012	01-A	Country Pet Clinic	2525	Alpine		Bl		Alpine
	33-0041	01-A	Albertsons # 6738	9560	Winter Gardens		Bl		Lakeside
	34-0062	02-A	Denise Zendejas DDS	9150	Campo		Rd		Spring Valley
	34-0085	01-A	Publicia Press LTd	2737	Via Orange		Wy	Suite 108	Spring Valley
<b>722</b>									



## **CHAPTER 4 - ENFORCEMENT**

### **4.1 INTRODUCTION**

The Metropolitan Industrial Wastewater Control Program (IWCP) has the primary objectives of bringing permittees into compliance with applicable Federal Pretreatment Standards and requirements, and controlling and reducing mass emissions of industrial pollutants to the sewer. As provided in its Enforcement Response Plan and the City of San Diego Municipal Code, the Program has a broad range of enforcement mechanisms available, including the recovery of administrative and supplemental monitoring costs related to violation identification and processing; Notices of Violation; Compliance or Penalty Orders; publication of the annual List of Facilities in Significant Non-Compliance; and permit revocations and suspensions.

The enforcement section implements the program's approved Enforcement Response Plan (ERP) for violations identified through monitoring at designated sample points. When a permittee violates a discharge limit, enforcement action is initiated, including issuance of a Notice of Violation (NOV) and scheduling of additional sampling. The industry is billed to recover violation sampling and NOV administrative costs. Subsequent non-compliance results in escalating enforcement, which may include issuance of a Compliance Order requiring corrective measures and compliance by a proscribed date. Following a Compliance Order, the Program will issue an Administrative Penalty Order to recover, at a minimum, any economic benefit accrued to the violator as a result of non-compliance; the economic benefit is calculated using EPA's BEN program. Additionally, the Program is authorized to seek administrative civil penalties. All compliance schedules resulting from violations of pretreatment standards are issued in Administrative Compliance Orders. Violators that do not achieve and maintain compliance through the Administrative Notice and Order procedure are referred to the court system for civil or criminal prosecution. Enforcement procedures are detailed in the Program's Enforcement Response Plan, copies of which are available to the public.

### **4.2 ANNUAL SIU COMPLIANCE STATISTICS**

The Program assesses the compliance status of its inventory of significant industrial users (SIUs) according to the criteria set forth in NPDES Permit No CA 0107409, Order No R9-2002-0025, Part D.4a, pages 36 and 37 and NPDES Permit No CA 0109045, Order No R9-2009-0001, pages 43 - 46. These criteria include identification of all SIUs in significant non-compliance (SNC), as defined in the federal regulations at 40 CFR 403.8(f)(2)(viii). Table 4.2-1 presents a summary of annual SIU compliance status determinations. The Program is required to meet a minimum standard of no more than 15% of SIUs in SNC for the calendar year. As provided in the Pt Loma NPDES permit, SIUs who have been issued Administrative Penalty Orders are not included in determining compliance with the 15 % SNC standard.

**Table 4.2-1  
COMPLIANCE STATUS SUMMARY FOR  
SIGNIFICANT INDUSTRIAL USERS**

Status	NUMBER OF PERMITTED OUTFALLS									
	2003	2004	2005	2006	2007	2008	2009	2010	2011	2012
Consistent Compliance	75	74	76	79	92	83	85	112	104	104
Inconsistent Compliance	30	30	26	27	16	21	18	9	10	15
Significant Non-Compliance	12	11	8	7	14	12	10	4	8	3
Total	117	115	110	113	122	116	113	125	122	122

In CY2012 a total of 92 SIUs were monitored at 157 sampling locations constituting 122 outfalls. Three (3) outfalls at three (3) SIU facilities were found to be in SNC and no Administrative Penalty Orders were issued in 2012. **The resulting non-compliance rate for 2012 is 2.5 % (3 of 122 outfalls).** For the year, SIUs were in full compliance (no violations) with discharge standards and requirements at 85 % of the permitted outfalls.

### 4.3 ANNUAL SIU COMPLIANCE STATUS REPORT

The Annual SIU Compliance Status Report for CY2012 is presented as Report 4.3-1 at the end of this section. Report 4.3-1 lists the industry name, address, permit number, permit class; industrial flow by connection; violation dates and descriptions, if applicable; discharge standard and period, and actual value resulting in the violation; whether the violation exceeded the TRC; and whether the industry has been in Significant Non-Compliance (SNC) at any time during the year.



#### 4.4 PUBLICATION OF INDUSTRIES IN SNC

Public participation provisions of the Federal Pretreatment Regulations require that industries found to be in Significant Non-Compliance at any time during the previous calendar year be published in a newspaper of general circulation that provides meaningful public notice within the jurisdiction(s) served by the POTW. Each spring, the program publishes the annual Notice of Significant Non-Compliance in the San Diego edition of the Union Tribune. The notice for CY2012 follows:

<b>Table 4.4-1</b> <b>NOTICE OF SIGNIFICANT NON-COMPLIANCE</b> <b>WITH SEWER DISCHARGE REQUIREMENTS</b>		
NOTICE is hereby given by the City of San Diego that in CY2012, the following industries discharging to the Metropolitan Sewerage System were found to be in Significant Non-Compliance (SNC) for exceeding applicable discharge limits or failing to meet reporting requirements, based on statistical criteria established by the US EPA and set forth at 40 CFR 403.8(f)(2)(viii). For additional information contact Barbara Sharatz, Program Manager, Industrial Wastewater Control Program, (858) 654-4106.		
INDUSTRY	ADDRESS	POLLUTANT/OTHER
Unifirst Corporation	4041 Market St, San Diego	oil & grease, report late > 45 days
Valley Metals	13125 Gregg St, Poway	fluoride
Veridiam Inc	1717 Cuyamaca St, El Cajon	zinc <sup>1</sup>

<sup>1</sup> SNC due to a single sample in violation for the pollutant listed

#### 4.5 NON-COMPLIANCE FEES / PENALTIES

Non-compliance fees and administrative penalties collected during the past ten years are summarized in Table 4.5-1 below.

Table 4.5-1 NON-COMPLIANCE FEES AND PENALTIES SUMMARY										
Action	2003 SIU/ non-SIU	2004 SIU/ non-SIU	2005 SIU/ non-SIU	2006 SIU/ non-SIU	2007 SIU/ non-SIU	2008 SIU/ non-SIU	2009 SIU/ non-SIU	2010 SIU/ non-SIU	2011 SIU/ non-SIU	2012 SIU/ non-SIU
NOV Fees (\$)	25,875/ 12,900	8,900/ 13,575	17,975/ 13,025	17,875/ 8,675	17,234/ 9,750	19,721/ 9,525	15,286/ 8,625	11,100/ 7,525	11,853/ 10,475	12,128/ 5,925
Civil (\$) Penalties Collected	0	0	116,900	79,707	0	118,747	0	0	0	0
Civil (\$) Penalties Assessed	0	88,979	116,900	79,707	171,950	150,447	0	0	0	0
Civil (\$) Penalties Offset	0	0	0	0	0	203,650	0	0	0	0

#### 4.6 ENFORCEMENT ACTIONS BY TYPE

**Compliance Inspections:** In order to investigate non-compliance, determine required or recommended corrective actions, and/or evaluate the progress of permittees operating under Compliance Orders or specific permit requirements or schedules, program inspectors conduct non-routine compliance inspections. The program conducted two (2) non-routine compliance inspections in CY2012.

**Notices of Violation - Administrative Fees:** A Notice of Violation (NOV) is a written notification from the Program of specific violations of discharge limits or requirements that have occurred. Simultaneously, the discharger is invoiced for fees to cover costs associated with administering the NOV. The NOV requires the permittee to take corrective actions. Supplemental violation monitoring is performed by the Program's analytical laboratory within 30 days of becoming aware of the violation, and the cost of the extra sampling and analyses is billed to the violator. For CY2012, a total of 242 NOVs were issued to categorical and non-categorical permittees, and \$ 18,053 in related administrative fees was billed.

**Compliance Orders:** Compliance Orders (CO) are issued to permit violators for the purpose of imposing schedules, requiring pretreatment installation, or mandating other measures needed in order to achieve and maintain permit compliance. The Program did not issue any COs in CY2012.

Table 4.6-1: Compliance Orders			
Industry Name	Facility #	Order #	Date Issued
None			

**Administrative Penalties and Other Fees:** Pursuant to the authority of Municipal Code Chapter I, Article 2, Sections 12.0801 - 12.0810, the Program may issue Administrative Orders and Penalties. The Program did not issue any Administrative Penalty Orders in CY2012:

Table 4.6-2: Administrative Penalty Orders			
Industry Name	Facility #	Order #	Date Issued
None			

**Civil / Criminal Referral to Prosecuting Agencies:** When a permittee intentionally or negligently violates any provision of the Municipal Code, permit conditions, or discharge limits, the Program may refer the matter to the City or District Attorneys for investigation and possible action. The Program did not make any civil or criminal referrals in CY2012.

## 4.7 ENFORCEMENT SUMMARIES

### 4.7-1: Summary of Program Enforcement Actions

Table 4.7-1 ENFORCEMENT ACTIONS SUMMARY										
Action	2003 SIU / non- SIU	2004 SIU / non- SIU	2005 SIU / non- SIU	2006 SIU / non- SIU	2007 SIU / non- SIU	2008 SIU / non- SIU	2009 SIU / non- SIU	2010 SIU / non- SIU	2011 SIU / non- SIU	2012 SIU / non- SIU
NOV	289/ 162	327/ 183	226/ 163	204/ 114	184/ 126	223/ 111	172/ 121	162/ 113	154/ 134	159/ 83
Supplemental Monitoring	156 / 16	129 / 37	96 / 8	89 / 11	96 / 20	98 / 18	53 / 11	39 / 4	36 / 12	32 / 17
Compliance Order	4	0	1	0	3	0	0	0	0	0
Administrative Penalty Order	0	1	2	1	1	1	0	0	0	0
Permit Revocation	0	0	0	0	0	0	0	0	0	0
Civil/Criminal Referral	1 / 1	0	1	0	0	0	0	0	0	0
Published for SNC	12	11	8	7	14	12	9	4	8	3

## **4.7-2: SIU Enforcement Actions Initiated, Continued, or Finalized in CY2012**

### **Southern California Plating Company; IU# 11-0024**

This job shop discharges around 1300 gpd from its metal finishing operations after pretreatment. Monthly average violations for nickel in April, June, and August 2010 resulted in SNC status for the six-month periods ending in the 2nd and 3rd quarters. A single monthly average violation for cyanide in December 2010 resulted in SNC status for the 4th quarter. The IU attributed the nickel violations to a faulty waste treatment system mixer and sensor, which were replaced by their system representative. Three subsequent samples collected (2 by the program) in 2010 demonstrated compliance with the nickel limit; however, in April and June 2011 there were additional daily maximum and monthly average violations for nickel that result in SNC status for the 3<sup>rd</sup> quarter. The IU addressed these new violations by replacing a malfunctioning treatment system chemical feed meter in early June 2011. NOVs were issued and the 3 subsequent monitoring events (2 by the program) demonstrated compliance. In 2012 all 12 monitoring events (7 by the program) continued to demonstrate compliance and no further enforcement actions are planned.

### **Spec-Built Systems Inc; IU# 12-0202**

This metal finisher performs iron phosphating on maritime cabinets and shelves. In 2008 the IU began reusing its rinsewater and batch discharging after settling at a frequency of once each quarter, equivalent to about 25 gpd. After demonstrating compliance since June 2009, a single monthly average violation for zinc in October 2011 resulted in SNC status for the 4<sup>th</sup> quarter. An NOV was issued and the IU's response indicated they have no known source of zinc in their wastestream. In 2012 the IU self monitored 4 discharges (January, April, August, and November) with the program also monitoring the November discharge and compliance was demonstrated with all pollutant limitations. No further enforcement actions are planned.

### **Unifirst Corporation; IU # 11-0398**

This industrial laundry and rental service discharges an average of 26,000 gpd to a single outfall designated as Connection 110. The IU is required to self monitor quarterly at this location for pH, oil and grease, COD, TSS, and metals. In September the IU disclosed it had failed to submit all representative Self-Monitoring (SM) conducted in the first half of the year. Thus with its 3<sup>rd</sup> quarter SM Report, the IU submitted results from 10 additional sampling events it had conducted from January to June 2012. As a result the IU met the SNC criteria for the 6 month period ending with the 3<sup>rd</sup> quarter of 2012 for 1) late reporting (SM data was submitted late by more than 45 days); and 2) because 5 of the 14 samples analyzed exceeded the daily maximum for oil and grease by more than the TRC. NOVs were issued and the IU responded that they have:

- 1) cleaned out their sludge tank;
- 2) power washed the lines to make sure there is no build up,
- 3) upgraded their waste water instrumentation system and installed new pH probes and analyzers,
- 4) worked with corporate engineering and soap vendor to minimize impacts on the oil and grease levels in the discharge due to switching from powder to liquid detergent, and
- 5) monitored the wastewater system to make sure everything is working properly.

Additional program monitoring is scheduled for the first half of 2013 to determine whether the IU needs to take any further corrective actions to achieve consistent compliance.

### **Veridiam Inc; IU # 16-0348**

This specialty metal manufacturer discharges about 7100 gpd from etching, passivation, and cleaning operations and is regulated under metal finishing categorical standards. A single self-monitoring sample in June 2012 resulted in a monthly average violation for zinc and in SNC status for the 2<sup>nd</sup> quarter, since all 4 samples in 2012 were collected in March and June. NOVs were issued and the IU reported it has been unable to determine the cause of the exceedence. In the second half of 2012, all 8 monitoring events (5 by the program) demonstrated compliance and no further enforcement actions are planned.

### **Valley Metals; IU # 20-0108**

This manufacturer of precision welded tubing discharges about 1400 gpd and is regulated under nonferrous metals forming and metal finishing categorical standards. At connection 110, monthly average violations for fluoride in September and November 2011 resulted in SNC status for the 3<sup>rd</sup> and 4<sup>th</sup> quarter. NOVs were issued and the IU attributed the violations to 1) operator error that allowed the hose used to empty/refill the nitric acid/ammonium bi-fluoride etch tank to drain to a floor drain by-passing the pre-treatment system, and 2) failure to replace the lime slurry used in the pre-treatment system to remove fluoride. IU states it reviewed the procedure with the operator and the lime slurry has been replaced. In January 2012, prior to implementation of the above corrective actions, another monthly average violation for fluoride occurred and resulted in SNC status for the 1<sup>st</sup> quarter. However, as all subsequent monitoring for fluoride in 2012 (4 self monitoring and 7 program events) demonstrated compliance; no further enforcement actions are planned.

## **4.8 POLLUTION PREVENTION PLANS**

During CY 2012, no industries were required to prepare and / or implement pollution prevention plans under the provisions of CA SB709 and SB2165.

# Annual SIU Compliance Status Report

01-Jan-2012 through 31-Dec-2012

SIU Name	IU#	Class	IW Disch	SNC?	[If Yes, Why]	Conn	Violation Date	Description/Parameter	Value	Limit	Period	Cat	TRC
<b>A to Z Metal Finishing</b> 9352 Cabot Dr, San Diego	03-0920	1	536	No		110	01-Oct-12	Zinc, Total	1.78	1.48	MO	F	Y
<b>AP Precision Metals</b> 1215 30th St, San Diego	12-0144	1	264	No		NA							
<b>ATK Space Systems</b> 9617 Distribution Av, San Diego	03-0115	1	240	No		NA							
<b>Action Powder Coating LLC</b> 7949 Stromesa Ct Suite D, San Diego	03-0717	1	1213	No		NA							
<b>Allermed Laboratories Inc</b> 7203 Convoy Ct, San Diego	05-0684	1	100	No		NA							
<b>Alsco Inc</b> 705 W Grape St, San Diego	09-0001	3	73436	No		100	02-Feb-12	Oil and grease, Total	788	588	DM	L	N
						100	16-Feb-12	SMR Incomplete					
						100	27-Mar-12	Oil and grease, Total	999	588	DM	L	Y
						100	16-Aug-12	Oil and grease, Total	690	588	DM	L	N
						100	02-Oct-12	SMR Incomplete					
100	05-Nov-12	Oil and grease, Total	668	667	DM	L	Y						
<b>Angelica Textile Services</b> 3939 Market St, San Diego	11-0032	3	49416	No		110	09-Jan-12	SMR Late - written notice					
						110	06-Aug-12	SMR Incomplete					
<b>Anocote Metal Finishing</b> 7550 Trade St, San Diego	03-1017	1	94	No		110	01-Oct-12	Copper, Total	2.81	2.07	MO	F	Y
						110	01-Oct-12	Zinc, Total	1.84	1.48	MO	F	Y

# Annual SIU Compliance Status Report

01-Jan-2012 through 31-Dec-2012

SIU Name	IU#	Class	IW Disch	SNC?	[If Yes, Why]	Conn	Violation Date	Description/Parameter	Value	Limit	Period	Cat	TRC
<b>CP Kelco</b> 2025 E Harbor Dr, San Diego	11-0444	2	673257	No		800	04-Apr-12	Sulfides, Dissolved	5.9	1	DM	L	Y
						800	14-May-12	Sulfides, Dissolved	10	1	DM	L	Y
<b>CRH California Water Inc dba Culligan San Diego</b> 3515 Olive St, Lemon Grove	22-0039	3	25000	No		NA							
<b>Chromalloy San Diego</b> 1071 Industrial Pl, El Cajon	16-0209	1	229	No		110	02-Feb-12	SMR Late - written notice					
						220	02-Feb-12	SMR Late - written notice					
						310	02-Feb-12	SMR Late - written notice					
<b>Chromalloy San Diego</b> 7007 Consolidated Wy, San Diego	05-0985	1	50	No		NA							
<b>Cintas Corporation</b> 675 32nd St, San Diego	11-0189	2	26594	No		110	03-Feb-12	SMR Incomplete					
<b>Circle Foods LLC</b> 8411 Siempre Viva Rd, San Diego	12-0220	3	59574	No		110	14-Nov-12	Oil and grease, Total	534	500	DM	L	N
<b>Coating Services Group LLC</b> 11649 Riverside Dr Suite 139, Lakeside	33-0044	1	37	No		110	03-Feb-12	SMR Incomplete					
<b>Coca-Cola Bottling Company of Southern California</b> 1348 47th St, San Diego	10-0018	3	56022	No		120	24-Feb-12	SMR Incomplete					
						120	25-May-12	SMR Incomplete					
						120	11-Oct-12	pH-lowest value	.1	5	DM	L	N
						120	25-Oct-12	SMR Incomplete					
						120	27-Feb-13	SMR Incomplete					
	120	27-Feb-13	SMR Incomplete										

# Annual SIU Compliance Status Report

01-Jan-2012 through 31-Dec-2012

SIU Name	IU#	Class	IW Disch	SNC?	[If Yes, Why]	Conn	Violation Date	Description/Parameter	Value	Limit	Period	Cat	TRC
<b>Compucraft Industries Inc</b> 8787 Olive Ln, Santee	21-0252	1	28	No		110	30-Oct-12	SMR Late - written notice					
						110	26-Nov-12	SMR Incomplete					
						120	30-Oct-12	SMR Late - written notice					
						120	26-Nov-12	SMR Incomplete					
<b>Creative Metal Industries</b> 10039 Prospect Av Suite E, Santee	21-0248	1	60	No		110	01-Feb-12	Copper, Total	10	2.07	MO	F	Y
						110	01-Feb-12	Copper, Total	10	3.38	DM	F	Y
						110	01-Feb-12	Zinc, Total	2.61	1.48	MO	F	Y
<b>Cubic Defense Applications Inc</b> 9233 Balboa Av, San Diego	06-0026	1	360	No		NA							
<b>Curtis Technology Inc</b> 11391 Sorrento Valley Rd, San Diego	02-0505	1	4	No		NA							
<b>Doncasters GCE Industries</b> 757 Main St, Chula Vista	13-0115	1	878	No		NA							
<b>Emerald Textiles LLC</b> 1725 Dornoch Ct, San Diego	12-0065	3	67703	No		NA							
<b>GKN Aerospace Chem- tronics Inc</b> 1150 W Bradley Av, El Cajon	16-0520	1	26826	No		620	01-Nov-12	Chromium, Total	5.64	1.71	MO	F	Y
						620	01-Nov-12	Nickel, Total	13.8	2.38	MO	F	Y
						620	14-Nov-12	Chromium, Total	5.64	2.77	DM	F	Y
						620	14-Nov-12	Nickel, Total	13.8	3.98	DM	F	Y
<b>Garvin Industries</b> 316 Millar Av, El Cajon	16-0033	1	65	No		110	01-Dec-12	Zinc, Total	4.45	1.48	MO	F	Y
						110	20-Dec-12	Zinc, Total	4.45	2.61	DM	F	Y



# Annual SIU Compliance Status Report

01-Jan-2012 through 31-Dec-2012

SIU Name	IU#	Class	IW Disch	SNC?	[If Yes, Why]	Conn	Violation Date	Description/Parameter	Value	Limit	Period	Cat	TRC
<b>General Dynamics NASSCO</b> 2798 Harbor Dr, San Diego	11-0051	1	14663	No		NA							
<b>Golden State Metal Finishing</b> 2737 Via Orange Wy, Spring Valley	34-0070	1	300	No		NA							
<b>Hallmark Circuits Inc</b> 13500 Danielson St, Poway	20-0043	1	37202	No		NA							
<b>Hamilton Sundstrand Power Systems</b> 4400 Ruffin Rd, San Diego	06-0267	1	915	No		NA							
<b>Harcon Precision Metals Inc</b> 1790 Dornoch Ct, San Diego	12-0244	1	286	No		110	16-Feb-12	SMR Incomplete					
						110	23-Jul-12	SMR Incomplete					
<b>Heinz Frozen Foods</b> 7878 Airway Rd, San Diego	12-0154	3	62411	No		110	02-Apr-12	SMR Incomplete					
<b>Hotel Del Coronado</b> 1500 Orange Av, Coronado	14-0034	3	29187	No		110	29-May-12	SMR Incomplete					
						110	25-Oct-12	SMR Incomplete					
<b>K-Tube Corporation</b> 13400 Kirkham Wy, Poway	20-0122	1	1738	No		110	22-Oct-12	SMR Incomplete					
						120	22-Oct-12	SMR Incomplete					
<b>KC Graphix</b> 3754 Main St Suite A, San Diego	11-0334	1	50	No		NA							

# Annual SIU Compliance Status Report

01-Jan-2012 through 31-Dec-2012

SIU Name	IU#	Class	IW Disch	SNC?	[If Yes, Why]	Conn	Violation Date	Description/Parameter	Value	Limit	Period	Cat	TRC
<b>Kyocera America Inc</b> 8611 Balboa Av, San Diego	06-0058	1	43590	No		NA							
<b>L &amp; T Precision Sheet Metal</b> 12105 Kirkham Rd, Poway	20-0109	1	35	No		NA							
<b>Major Scientific Industries</b> 3557 Dalbergia St, San Diego	11-0272	1	8	No		NA							
<b>Miller Environmental</b> 2701 N Harbor Dr, San Diego	08-0558	2	34294	No		100	02-Feb-12	SMR Late - written notice					
						100	25-Jul-12	SMR Late - written notice					
<b>Otay Mesa Energy Center LLC</b> 606 De La Fuente Ct, San Diego	36-0001	1	43122	No		NA							
<b>Pacira Pharmaceuticals Inc</b> 10450 Science Center Dr, San Diego	02-0762	1	3535	No		110	01-Jan-12	Methylene chloride - 40CFR136.3 Table 1F	2600	700	MO	F	Y
						110	18-Jan-12	Methylene chloride - 40CFR136.3 Table 1F	5200	3000	DM	F	Y
<b>Pacira Pharmaceuticals Inc</b> 11011 N Torrey Pines Rd, San Diego	02-0761	1	4847	No		NA							
<b>Pall Filtration &amp; Separations Group Inc</b> 4116 Sorrento Valley Bl, San Diego	02-0332	2	49803	No		NA							

# Annual SIU Compliance Status Report

01-Jan-2012 through 31-Dec-2012

SIU Name	IU#	Class	IW Disch	SNC?	[If Yes, Why]	Conn	Violation Date	Description/Parameter	Value	Limit	Period	Cat	TRC
<b>Polese Company Inc</b> 10113 Carroll Canyon Rd, San Diego	03-0722	1	225	No		110	01-Aug-12	Cadmium, Total	.08	.07	MO	F	N
<b>PrimaPharm Inc</b> 3443 Tripp Ct, San Diego	02-0439	1	180	No		100	03-Feb-12	SMR Incomplete					
<b>Quantum Design Inc</b> 6325 Lusk Bl, San Diego	02-0485	1	10	No		NA							
<b>RJ Donovan Correctional Facility</b> 480 Alta Rd, San Diego	12-0038	3	50028	No		100	04-Dec-12	Oil and grease, Total	567	500	DM	L	N
<b>Rohr Inc dba Goodrich Aerostructures</b> 850 Lagoon Dr, Chula Vista	13-0161	1	21430	No		NA							
<b>Southern California Plating Company Inc</b> 3261 National Av, San Diego	11-0024	1	1292	No		110	20-Jul-11	Cadmium, Total	.1				
						110	20-Jul-11	Lead, Total	.5				
						110	20-Jul-11	Silver, Total	.5				
						110	03-Feb-12	SMR Incomplete					

# Annual SIU Compliance Status Report

01-Jan-2012 through 31-Dec-2012

SIU Name	IU#	Class	IW Disch	SNC?	[If Yes, Why]	Conn	Violation Date	Description/Parameter	Value	Limit	Period	Cat	TRC
<b>Spec-Built Systems Inc</b> 2150 Michael Faraday Dr, San Diego	12-0202	1	26	No		110	06-Jan-12	Cadmium, Total	.1				N
							06-Jan-12	Lead, Total	.5				N
							06-Jan-12	Silver, Total	.5				
							06-Jan-12	pH-Instantaneous	7				
							02-Apr-12	Cadmium, Total	.1				
							02-Apr-12	Lead, Total	.5				
							02-Apr-12	Silver, Total	.5				
							02-Apr-12	pH-Instantaneous	6.5				N
							27-Apr-12	SMR Late - written notice					
							25-May-12	SMR Incomplete					
							23-Jul-12	SMR Incomplete					
							07-Feb-13	SMR Incomplete					
<b>Suneva Medical Inc</b> 5870 Pacific Center Bl, San Diego	02-0518	1	1790	No		110	22-Oct-12	SMR Incomplete					
<b>TTM Printed Circuit Group Inc</b> 5037 Ruffner St, San Diego	05-0997	1	6861	No		NA							
<b>The Argen Corporation</b> 5855 Oberlin Dr, San Diego	02-0582	1	234	No		110	01-Feb-12	Cadmium, Total	.436	.14	MO	F	Y
							04-Feb-12	Cadmium, Total	.93	.32	DM	F	Y
							30-Apr-12	SMR Incomplete - failed notify in 24 hrs					
							30-Apr-12	SMR Incomplete - failed to resample					
							01-Jul-12	Cadmium, Total	.2	.14	MO	F	Y
<b>Triumph Fabrications - San Diego</b> 203 N Johnson Av, El Cajon	16-0529	1	232	No		NA							
<b>USN; Marine Corp Air Station Miramar</b> 45249 Miramar Wy, San Diego	05-1019	2	19607	No		NA							

# Annual SIU Compliance Status Report

01-Jan-2012 through 31-Dec-2012

SIU Name	IU#	Class	IW Disch	SNC?	[If Yes, Why]	Conn	Violation Date	Description/Parameter	Value	Limit	Period	Cat	TRC
<b>USN; Naval Base Coronado - NASNI</b> 678 McCain Bl, San Diego	08-0018	1	42291	No		140	01-Jun-12	Zinc, Total	1.49	1.48	MO	F	N
						150	18-Jul-12	Silver, Total	1				
						150	28-Aug-12	SMR Incomplete					
<b>USN; Naval Base San Diego</b> 32nd St @ Harbor Dr, San Diego	11-0016	2	10095	No		100	24-May-12	SMR Late - written notice					
						830	24-May-12	SMR Late - written notice					
<b>UT; ARB Inc</b> 3000 Santa Nella Pl, San Diego	02-1127	2	20000	No		100	14-Sep-12	SMR Incomplete					
<b>UT; Ami Adini &amp; Associates Inc</b> 77 Broadway, Chula Vista	13-0466	2	900	No		NA							
<b>UT; Burtech Pipeline Inc</b> Harbor Dr, San Diego	11-0554	2	144000	No		100	06-Aug-12	SMR Incomplete					
						200	06-Aug-12	SMR Incomplete					
						400	06-Aug-12	SMR Incomplete					
<b>UT; Caltrans 11-2t0404 Project ID 1100000446</b> 4800 Carroll Canyon Rd, San Diego	02-1119	3	864000	No		100	26-Nov-12	SMR Incomplete					
<b>UT; Carmel Valley Residence Hotel LLC</b> 3525 Valley Centre Dr, San Diego	02-1102	3	72000	No		100	28-Mar-12	SMR Incomplete					
						100	05-Jun-12	SMR Incomplete					
						100	05-Jun-12	SMR Incomplete					
						100	18-Jul-12	SMR Incomplete					
<b>UT; Circle K Stores Inc</b> 3861 Governor Dr, San Diego	05-1081	2	840	No		NA							

## Annual SIU Compliance Status Report

01-Jan-2012 through 31-Dec-2012

SIU Name	IU#	Class	IW Disch	SNC?	[If Yes, Why]	Conn	Violation Date	Description/Parameter	Value	Limit	Period	Cat	TRC
<b>UT; City of San Diego - Storm Water Dept</b> 111 W Harbor Dr, San Diego	11-0534	3	400960	No		100	27-Apr-12	SMR Late - written notice					
						110	31-Jan-12	Minimum gals/min thru meter when discharging	48	105	DM	L	N
						110	31-Mar-12	Minimum gals/min thru meter when discharging	82	105	DM	L	N
						110	27-Apr-12	SMR Late - written notice					
						110	30-Apr-12	Minimum gals/min thru meter when discharging	77	105	DM	L	N
						110	31-May-12	Minimum gals/min thru meter when discharging	52	105	DM	L	N
						110	30-Jun-12	Minimum gals/min thru meter when discharging	69	105	DM	L	N
						110	31-Jul-12	Minimum gals/min thru meter when discharging	67	105	DM	L	N
						110	31-Aug-12	Minimum gals/min thru meter when discharging	34	105	DM	L	N
						110	30-Sep-12	Minimum gals/min thru meter when discharging	42	105	DM	L	N
						110	31-Oct-12	Minimum gals/min thru meter when discharging	93	105	DM	L	N
						110	30-Nov-12	Minimum gals/min thru meter when discharging	74	105	DM	L	N
						110	31-Dec-12	Minimum gals/min thru meter when discharging	68	105	DM	L	N

## Annual SIU Compliance Status Report

01-Jan-2012 through 31-Dec-2012

SIU Name	IU#	Class	IW Disch	SNC?	[If Yes, Why]	Conn	Violation Date	Description/Parameter	Value	Limit	Period	Cat	TRC
<b>UT; City of San Diego - Storm Water Dept</b> 111 W Harbor Dr, San Diego	11-0534	3	400960	No		120	31-Jan-12	Minimum gals/min thru meter when discharging	70	105	DM	L	N
							29-Feb-12	Minimum gals/min thru meter when discharging	43	105	DM	L	N
							31-Mar-12	Minimum gals/min thru meter when discharging	46	105	DM	L	N
							27-Apr-12	SMR Late - written notice					
							30-Apr-12	Minimum gals/min thru meter when discharging	56	105	DM	L	N
							31-May-12	Minimum gals/min thru meter when discharging	55	105	DM	L	N
							30-Jun-12	Minimum gals/min thru meter when discharging	31	105	DM	L	N
							31-Jul-12	Minimum gals/min thru meter when discharging	52	105	DM	L	N
							31-Aug-12	Minimum gals/min thru meter when discharging	49	105	DM	L	N
							30-Sep-12	Minimum gals/min thru meter when discharging	60	105	DM	L	N
							31-Oct-12	Minimum gals/min thru meter when discharging	52	105	DM	L	N
							30-Nov-12	Minimum gals/min thru meter when discharging	55	105	DM	L	N
							31-Dec-12	Minimum gals/min thru meter when discharging	56	105	DM	L	N

## Annual SIU Compliance Status Report

01-Jan-2012 through 31-Dec-2012

SIU Name	IU#	Class	IW Disch	SNC?	[If Yes, Why]	Conn	Violation Date	Description/Parameter	Value	Limit	Period	Cat	TRC
<b>UT; City of San Diego - Storm Water Dept</b> 111 W Harbor Dr, San Diego	11-0534	3	400960	No		210	31-Jan-12	Minimum gals/min thru meter when discharging	76	105	DM	L	N
							31-Mar-12	Minimum gals/min thru meter when discharging	86	105	DM	L	N
							27-Apr-12	SMR Late - written notice					
							30-Apr-12	Minimum gals/min thru meter when discharging	84	105	DM	L	N
							31-May-12	Minimum gals/min thru meter when discharging	37	105	DM	L	N
							30-Jun-12	Minimum gals/min thru meter when discharging	46	105	DM	L	N
							31-Jul-12	Minimum gals/min thru meter when discharging	54	105	DM	L	N
							31-Aug-12	Minimum gals/min thru meter when discharging	60	105	DM	L	N
							30-Sep-12	Minimum gals/min thru meter when discharging	55	105	DM	L	N
							30-Nov-12	Minimum gals/min thru meter when discharging	86	105	DM	L	N
							31-Dec-12	Minimum gals/min thru meter when discharging	98	105	DM	L	N



# Annual SIU Compliance Status Report

01-Jan-2012 through 31-Dec-2012

SIU Name	IU#	Class	IW Disch	SNC?	[If Yes, Why]	Conn	Violation Date	Description/Parameter	Value	Limit	Period	Cat	TRC
<b>UT; City of San Diego - Storm Water Dept</b> 111 W Harbor Dr, San Diego	11-0534	3	400960	No		220	31-Mar-12	Minimum gals/min thru meter when discharging	95	105	DM	L	N
							27-Apr-12	SMR Late - written notice					
							30-Apr-12	Minimum gals/min thru meter when discharging	101	105	DM	L	N
							31-May-12	Minimum gals/min thru meter when discharging	104	105	DM	L	N
							30-Jun-12	Minimum gals/min thru meter when discharging	96	105	DM	L	N
							31-Jul-12	Minimum gals/min thru meter when discharging	71	105	DM	L	N
							31-Aug-12	Minimum gals/min thru meter when discharging	48	105	DM	L	N
							30-Sep-12	Minimum gals/min thru meter when discharging	67	105	DM	L	N
							30-Nov-12	Minimum gals/min thru meter when discharging	84	105	DM	L	N
							31-Dec-12	Minimum gals/min thru meter when discharging	96	105	DM	L	N
<b>UT; El Cajon Grading &amp; Engineering</b> 13700 Highway 8 Business, Lakeside	33-0054	3	108000	No		100	06-Jun-12	Minimum gals/min thru meter when discharging	10	50	DM	L	N
							06-Aug-12	SMR Incomplete					
<b>UT; Frey Environmental Inc</b> 5345 Overland Av, San Diego	06-0595	2	107	No		100	09-Jan-12	SMR Late - written notice					
<b>UT; G &amp; M Oil Company</b> 3774 Main St, San Diego	11-0539	2	1906	No		NA							
<b>UT; HPS Mechanical Inc</b> 6370 Pacific Highway, San Diego	09-0960	2	1440000	No		100	14-Sep-12	SMR Incomplete					
							600	14-Sep-12	SMR Incomplete				

# Annual SIU Compliance Status Report

01-Jan-2012 through 31-Dec-2012

SIU Name	IU#	Class	IW Disch	SNC?	[If Yes, Why]	Conn	Violation Date	Description/Parameter	Value	Limit	Period	Cat	TRC
<b>UT; Hargrave Environmental Consulting Inc</b> 1313 N 2nd St, El Cajon	16-0743	2	21600	No		100	12-Jan-12	SMR Incomplete					
						100	24-Sep-12	SMR Incomplete					
<b>UT; Innovative Environmental Solutions</b> 1330 3rd Av, Chula Vista	13-0454	2	106	No		100	03-Feb-12	SMR Incomplete					
						100	16-Feb-12	SMR Incomplete					
<b>UT; LH Woods &amp; Sons Inc</b> 6370 Lakeshore Dr, San Diego	07-0182	3	144000	No		NA							
<b>UT; Orion Construction</b> 10745 Roselle St, San Diego	02-1096	3	105120	No		100	02-Nov-12	SMR Incomplete					
						100	26-Nov-12	SMR Incomplete					
<b>UT; PAR Electrical Contractors</b> 2030 Alpine Bl, Alpine	32-0020	3	115200	No		100	03-Feb-12	SMR Incomplete					
<b>UT; SC Valley Engineering Inc</b> Palm City Trunk Sewer, San Diego	12-0264	3	38400	No		100	29-Feb-12	SMR Late - written notice					
						100	28-Mar-12	SMR Incomplete					
<b>UT; SCS Engineers Inc</b> Harbor Dr, San Diego	11-0552	2	360000	No		100	05-Jun-12	SMR Incomplete					
						200	05-Jun-12	SMR Incomplete					
						200	16-Aug-12	SMR Incomplete					
<b>UT; TC Construction</b> 5786 Adobe Falls Rd, San Diego	07-0183	3	576000	No		NA							
<b>UT; TC Construction Inc</b> Canyonside Park Dr, San Diego	02-1104	3	576000	No		100	29-May-12	SMR Incomplete					
						100	29-May-12	SMR Incomplete					

## Annual SIU Compliance Status Report

01-Jan-2012 through 31-Dec-2012

SIU Name	IU#	Class	IW Disch	SNC?	[If Yes, Why]	Conn	Violation Date	Description/Parameter	Value	Limit	Period	Cat	TRC
<b>UT; Thrifty Oil Company # 096</b> 2502 Imperial Av, San Diego	11-0526	2	1120	No		100	22-May-12	SMR Incomplete					
<b>UT; Thrifty Oil Company # 110</b> 1139 Harbison Av, National City	19-0313	2	7200	No		NA							
<b>UT; Thrifty Oil Company # 113</b> 1525 N Magnolia Av, El Cajon	21-0302	2	2880	No		NA							
<b>UT; Thrifty Oil Company # 416</b> 1185 Palm Av, Imperial Beach	17-0013	2	7200	No		NA							
<b>UT; Thrifty Oil Company # 419</b> 8787 Lake Murray Bl, San Diego	07-0171	2	1400	No		NA							
<b>UT; Thrifty Oil Company # 420</b> 398 El Cajon Bl, El Cajon	16-0727	2	200	No		100	16-Feb-12	Delinquent Requirement					
<b>UT; URS Corporation</b> 1050 32nd St, San Diego	10-0563	3	115200	No		NA							
<b>UT; USN FISC Point Loma Fuel Annex</b> 199 Rosecrans St, San Diego	08-0008	2	130634	No		NA							

## Annual SIU Compliance Status Report

01-Jan-2012 through 31-Dec-2012

SIU Name	IU#	Class	IW Disch	SNC?	[If Yes, Why]	Conn	Violation Date	Description/Parameter	Value	Limit	Period	Cat	TRC
<b>UT; USS Cal Builders</b> 1040 N Harbor Dr, San Diego	09-0966	2	288000	No		NA							
<b>UT; Western Foundations &amp; Shoring Inc</b> 1150 W Bradley Av, El Cajon	16-0772	3	108000	No		NA							
<b>UT; Wier Construction Corporation</b> Winship Ln & Harbor Dr, San Diego	08-0573	2	576000	No		100	09-Jan-12	SMR Late - written notice					
<b>UT; World Oil Marketing Company</b> 685 H St, Chula Vista	13-0303	2	2000	No		NA							

# Annual SIU Compliance Status Report

01-Jan-2012 through 31-Dec-2012

SIU Name	IU#	Class	IW Disch	SNC?	[If Yes, Why]	Conn	Violation Date	Description/Parameter	Value	Limit	Period	Cat	TRC
Unifirst Corporation 4041 Market St, San Diego	11-0398	2	26194	Yes	SNC2 - TRC (DM): O/G 5/14(q3); SNC6 - Report Late > 45 days(q3)	110	19-Jan-12	Oil and grease, Total	870	500	DM	L	Y
						110	31-Jan-12	Oil and grease, Total	640	500	DM	L	N
						110	14-Feb-12	Oil and grease, Total	1000	500	DM	L	Y
						110	26-Mar-12	Oil and grease, Total	683	500	DM	L	N
						110	16-Apr-12	SMR Incomplete - not all results					
						110	17-Apr-12	SMR Incomplete - not all results					
						110	18-Apr-12	SMR Incomplete - not all results					
						110	07-May-12	Oil and grease, Total	1780	500	DM	L	Y
						110	14-May-12	pH-Instantaneous	1.7	5-12.5	DM	L	N
						110	14-May-12	pH-lowest value	1.2	5	DM	L	N
						110	15-May-12	Oil and grease, Total	966	500	DM	L	Y
						110	24-May-12	Oil and grease, Total	750	500	DM	L	Y
						110	05-Jun-12	Oil and grease, Total	1100	500	DM	L	Y
						110	15-Jun-12	Oil and grease, Total	550	500	DM	L	N
						110	26-Jun-12	Oil and grease, Total	640	500	DM	L	N
						110	29-Jun-12	Oil and grease, Total	730	500	DM	L	Y
						110	16-Jul-12	SMR Incomplete - not all results					
						110	17-Jul-12	SMR Incomplete - not all results					
						110	18-Jul-12	SMR Incomplete - not all results					
						110	20-Jul-12	SMR Incomplete - not all results					
						110	21-Jul-12	SMR Incomplete - not all results					
						110	03-Aug-12	SMR Incomplete					
						110	16-Oct-12	Oil and grease, Total	910	500	DM	L	Y
110	25-Oct-12	Oil and grease, Total	670	500	DM	L	N						
University of California San Diego 9500 Gilman Dr 0089, La Jolla	02-0112	2	280608	No		200	11-Jul-12	pH-lowest value	3.6	5	DM	L	N
						500	28-Mar-12	pH-highest value	13.7	12.5	DM	L	N
Valley Metals 13125 Gregg St, Poway	20-0108	1	1432	Yes	SNC2 - TRC (MO): F 2/5(q1)	110	01-Jan-12	Fluoride, Total	21	15.4	MO	F	Y
						110	01-Jan-12	Silver, Total	.276	.24	MO	F	N
						110	11-Jan-12	Silver, Total	.499	.43	DM	F	N
						110	01-Feb-12	Silver, Total	.298	.24	MO	F	Y
						110	23-Feb-12	Silver, Total	.596	.43	DM	F	Y

# Annual SIU Compliance Status Report

01-Jan-2012 through 31-Dec-2012

SIU Name	IU#	Class	IW Disch	SNC?	[If Yes, Why]	Conn	Violation Date	Description/Parameter	Value	Limit	Period	Cat	TRC
<b>Veridiam Inc</b> 1717 Cuyamaca St, El Cajon	16-0348	1	7100	Yes	SNC2 - TRC (MO): Zn 1/2(q2)	110	01-Jun-12	Zinc, Total	1.77	1.42	MO	F	Y
							14-Jun-12	Zinc, Total	3.49	2.5	DM	F	Y
							03-Aug-12	SMR Incomplete - failed notify in 24 hrs					
							03-Aug-12	SMR Incomplete - failed to resample					
							25-Oct-12	SMR Incomplete					
<b>Vision Systems Inc</b> 1895 Gillespie Wy, El Cajon	16-0343	1	300	No		NA							

SIU NOV Summary for 2012

Name	FACILIT	Conn	NOV	Identified	Action	Viol_Date	Fee	Level	
AlSCO Inc	09-0001	100	65879	16-FEB-12	16-FEB-12	20-OCT-11	\$50	Notice only	
			66005	21-MAR-12	21-MAR-12	02-FEB-12	\$100	Initial notice	
			66229	16-APR-12	16-APR-12	27-MAR-12	\$100	Initial notice	
			68086	02-OCT-12	18-DEC-12	31-AUG-12	\$50	Notice only	
			68413	13-NOV-12	13-NOV-12	16-AUG-12	\$100	Initial notice	
			68951	17-DEC-12	17-DEC-12	06-NOV-12	\$100	Initial notice	
*****			-----	*****	*****	-----			
			count						
			sum				\$500		
Angelica Textile Services	11-0032	110	65050	09-JAN-12	09-JAN-12		\$50	Notice only	
			67369	06-AUG-12	06-AUG-12	30-JUN-12	\$50	Notice only	
*****			-----	*****	*****	-----			
			count						
			sum				\$100		
CP Kelco	11-0444	800	65127	12-JAN-12	03-FEB-12	28-NOV-11	\$100	Initial notice	
			*****			-----	*****	*****	-----
			count						
			sum				\$100		
Chromalloy San Diego	16-0209	110	65216	02-FEB-12	02-FEB-12		\$50	Notice only	
			220	02-FEB-12	02-FEB-12		\$50	Notice only	
			310	02-FEB-12	02-FEB-12		\$50	Notice only	
*****			-----	*****	*****	-----			
			count						
			sum				\$150		
Cintas Corporation	11-0189	110	65259	03-FEB-12	15-FEB-12	07-DEC-11	\$50	Notice only	
			*****			-----	*****	*****	-----
			count						
			sum				\$50		
Circle Foods LLC	12-0220	110	68920	03-DEC-12	03-DEC-12	14-NOV-12	\$100	Initial notice	
			*****			-----	*****	*****	-----
			count						
			sum				\$100		
Coating Services Group LLC	33-0044	110	65422	03-FEB-12	03-FEB-12		\$50	Notice only	
			*****			-----	*****	*****	-----
			count						
			sum				\$50		
Coca-Cola Bottling Company of San Diego	10-0018	120	65883	24-FEB-12	24-FEB-12	30-JUN-11	\$50	Notice only	
			65884	24-FEB-12	24-FEB-12		\$50	Notice only	
*****			-----	*****	*****	-----			
			count						
			sum				\$100		
Coca-Cola Bottling Company of Southern California	10-0018	120	66581	25-MAY-12	26-MAY-12	30-APR-12	\$50	Notice only	
			67912	25-MAY-12	30-AUG-12	24-FEB-12	\$50	Notice only	
			68414	13-NOV-12	13-NOV-12	11-OCT-12	\$100	Initial notice	
*****			-----	*****	*****	-----			
			count						
			sum				\$200		
Compucraft Industries Inc	21-0252	110	63948	30-JUN-11	02-MAY-12		\$266	Final notice	
			68361	30-OCT-12	30-OCT-12		\$100	Initial notice	
			120	68362	30-OCT-12	30-OCT-12		\$100	Initial notice
			110	68786	26-NOV-12	27-NOV-12	08-NOV-12	\$50	Notice only
			120	68787	26-NOV-12	26-NOV-12		\$50	Notice only
*****			-----	*****	*****	-----			
			count						
			sum				\$566		
Creative Metal Industries	21-0248	110	65959	05-MAR-12	05-MAR-12	01-FEB-12	\$100	Initial notice	
			66741	25-MAY-12	30-MAY-12	01-FEB-12	\$50	Notice only	
*****			-----	*****	*****	-----			
			count						
			sum				\$150		
Curtis Technology Inc	02-0505	100	65886	30-SEP-11	02-MAY-12	30-SEP-11	\$266	Final notice	
			*****			-----	*****	*****	-----
			count						
			sum				\$266		
Doncasters GCE Industries	13-0115	330	65891	30-SEP-11	02-MAY-12	30-SEP-11	\$266	Final notice	
			*****			-----	*****	*****	-----
			count						
			sum				\$266		
Harcon Precision Metals Inc	12-0244	110	65844	16-FEB-12	16-FEB-12	02-DEC-11	\$50	Notice only	
			67183	23-JUL-12	23-JUL-12		\$50	Notice only	
*****			-----	*****	*****	-----			
			count						
			sum				\$100		

SIU NOV Summary for 2012

Name	FACILIT	Conn	NOV	Identified	Action	Viol_Date	Fee	Level	
Heinz Frozen Foods	12-0154	110	66134	02-APR-12	03-APR-12	10-FEB-12	\$50	Notice only	
	*****	*****	-----	*****	*****	-----			
	count		1						
	sum						\$50		
Hotel Del Coronado	14-0034	110	66935	29-MAY-12	30-MAY-12	31-MAR-12	\$50	Notice only	
			68275	25-OCT-12	25-OCT-12		\$50	Notice only	
	*****	*****	-----	*****	*****	-----			
	count		2						
	sum						\$100		
K-Tube Corporation	20-0122	110	68200	22-OCT-12	26-OCT-12	20-SEP-12	\$50	Notice only	
			120	22-OCT-12	26-OCT-12	20-SEP-12	\$50	Notice only	
	*****	*****	-----	*****	*****	-----			
	count		2						
	sum						\$100		
Kyocera America Inc	06-0058	140	65378	03-FEB-12	03-FEB-12	15-DEC-11	\$100	Initial notice	
	*****	*****	-----	*****	*****	-----			
	count		1						
	sum						\$100		
Miller Environmental	08-0558	100	65215	02-FEB-12	02-FEB-12		\$50	Notice only	
			67260	25-JUL-12	25-JUL-12		\$100	Initial notice	
	*****	*****	-----	*****	*****	-----			
	count		2						
	sum						\$150		
Pacira Pharmaceuticals Inc	02-0762	110	66276	24-APR-12	24-APR-12	19-JAN-12	\$100	Initial notice	
			66653	25-MAY-12	25-MAY-12	31-JAN-12	\$50	Notice only	
	*****	*****	-----	*****	*****	-----			
	count		2						
	sum						\$150		
Polese Company Inc	03-0722	110	68531	19-NOV-12	19-NOV-12	07-AUG-12	\$100	Initial notice	
	*****	*****	-----	*****	*****	-----			
	count		1						
	sum						\$100		
PrimaPharm Inc	02-0439	100	65417	03-FEB-12	09-FEB-12	27-NOV-11	\$100	Initial notice	
	*****	*****	-----	*****	*****	-----			
	count		1						
	sum						\$100		
Southern California Plating Company Inc	11-0024	110	65419	03-FEB-12	10-FEB-12	19-OCT-11	\$50	Notice only	
			65882	23-FEB-12	22-FEB-12	20-JUL-11	\$50	Notice only	
			65888	30-SEP-11	02-MAY-12	30-SEP-11	\$266	Final notice	
	*****	*****	-----	*****	*****	-----			
	count		3						
	sum						\$366		
Spec-Built Systems Inc	12-0202	110	65476	03-FEB-12	03-FEB-12	08-OCT-11	\$100	Initial notice	
						06-MAR-12	08-OCT-11	\$75	Second notice
			65905	31-DEC-11	02-MAY-12	31-DEC-11	\$266	Final notice	
			66334	27-APR-12	27-APR-12		\$100	Initial notice	
			66579	25-MAY-12	26-MAY-12	06-JAN-12	\$50	Notice only	
			67182	23-JUL-12	24-JUL-12	02-APR-12	\$50	Notice only	
	*****	*****	-----	*****	*****	-----			
	count		6						
	sum						\$641		
The Argen Corporation	02-0582	110	66340	30-APR-12	30-APR-12	04-FEB-12	\$100	Initial notice	
			66707	25-MAY-12	25-MAY-12	29-FEB-12	\$50	Notice only	
			68474	19-NOV-12	19-NOV-12	17-JUL-12	\$100	Initial notice	
	*****	*****	-----	*****	*****	-----			
	count		3						
	sum						\$250		
Triumph Fabrications - San Diego	16-0529	110	65892	30-SEP-11	02-MAY-12	30-SEP-11	\$266	Final notice	
	*****	*****	-----	*****	*****	-----			
	count		1						
	sum						\$266		
USN;Naval Base Coronado - NAS NI	08-0018	150	67472	28-AUG-12	29-AUG-12	18-JUL-12	\$50	Notice only	
			140	67772	28-AUG-12	28-AUG-12	14-JUN-12	\$50	Notice only
	*****	*****	-----	*****	*****	-----			
	count		2						
	sum						\$100		
USN;Naval Base San Diego	11-0016	830	63951	30-JUN-11	02-MAY-12	30-JUN-11	\$266	Final notice	
			100	66558	24-MAY-12	24-MAY-12	\$50	Notice only	
			830	66559	24-MAY-12	24-MAY-12	\$50	Notice only	
	*****	*****	-----	*****	*****	-----			
	count		3						



SIU NOV Summary for 2012

Name	FACILIT	Conn	NOV	Identified	Action	Viol_Date	Fee	Level	
-----									
UT; ARB Inc	02-1127	100	67915	14-SEP-12	15-SEP-12	31-JUL-12	\$366		
	*****	*****	-----	*****	*****	-----	\$50	Notice only	
	count		1						
sum							\$50		
UT; Burtech Pipeline Inc	11-0554	200	67371	06-AUG-12	13-AUG-12	30-JUN-12	\$100	Final notice	
		400	67372	06-AUG-12	13-AUG-12	30-JUN-12	\$100	Final notice	
		100	67373	06-AUG-12	06-AUG-12	30-JUN-12	\$50	Notice only	
	*****	*****	-----	*****	*****	-----			
	count		3						
sum							\$250		
UT; Buy-Rite Gas	13-0454	100	64270	24-OCT-11	14-FEB-12		\$100	Final notice	
			65260	03-FEB-12	09-FEB-12	31-DEC-11	\$100	Initial notice	
			65880	16-FEB-12	16-FEB-12	30-NOV-11	\$100	Initial notice	
	*****	*****	-----	*****	*****	-----			
	count		3						
sum							\$300		
UT; Caltrans 11-2t0404 Project ID 1100000446	02-1119	100	68790	26-NOV-12	28-NOV-12	31-OCT-12	\$50	Notice only	
	*****	*****	-----	*****	*****	-----			
	count		1						
sum							\$50		
UT; Carmel Valley Residence Hotel LLC	02-1102	100	66079	28-MAR-12	05-APR-12	08-MAR-12	\$50	Notice only	
			66940	05-JUN-12	05-JUN-12		\$50	Notice only	
			66941	05-JUN-12	05-JUN-12		\$50	Notice only	
			67157	18-JUL-12	23-AUG-12		\$100	Final notice	
	*****	*****	-----	*****	*****	-----			
	count		4						
sum							\$250		
UT; City of San Diego - Storm Water Dept	11-0534	110	65184	12-JAN-12	12-JAN-12	30-NOV-11	\$50	Notice only	
			120	65185	12-JAN-12	12-JAN-12	30-NOV-11	\$50	Notice only
			220	65187	12-JAN-12	12-JAN-12	30-NOV-11	\$50	Notice only
			110	65301	03-FEB-12	03-FEB-12	31-DEC-11	\$50	Notice only
			120	65302	03-FEB-12	03-FEB-12	31-DEC-11	\$50	Notice only
			220	65304	03-FEB-12	03-FEB-12	31-DEC-11	\$50	Notice only
			110	65949	05-MAR-12	06-MAR-12	31-JAN-12	\$50	Notice only
			120	65950	05-MAR-12	06-MAR-12	31-JAN-12	\$50	Notice only
			210	65951	05-MAR-12	06-MAR-12	31-JAN-12	\$50	Notice only
			120	66157	02-APR-12	02-APR-12	29-FEB-12	\$50	Notice only
			100	66329	27-APR-12	01-MAY-12		\$50	Notice only
			110	66330	27-APR-12	01-MAY-12		\$50	Notice only
			120	66331	27-APR-12	01-MAY-12		\$50	Notice only
			210	66332	27-APR-12	01-MAY-12		\$50	Notice only
			220	66333	27-APR-12	01-MAY-12		\$50	Notice only
			110	66429	07-MAY-12	08-MAY-12	31-MAR-12	\$50	Notice only
			120	66430	07-MAY-12	08-MAY-12	31-MAR-12	\$50	Notice only
			210	66431	07-MAY-12	08-MAY-12	31-MAR-12	\$50	Notice only
			220	66432	07-MAY-12	08-MAY-12	31-MAR-12	\$50	Notice only
			110	66956	05-JUN-12	05-JUN-12	30-APR-12	\$50	Notice only
			120	66957	05-JUN-12	05-JUN-12	30-APR-12	\$50	Notice only
			210	66958	05-JUN-12	05-JUN-12	30-APR-12	\$50	Notice only
			220	66959	05-JUN-12	05-JUN-12	30-APR-12	\$50	Notice only
			110	67086	25-JUN-12	25-JUN-12	31-MAY-12	\$50	Notice only
			120	67087	25-JUN-12	25-JUN-12	31-MAY-12	\$50	Notice only
			210	67088	25-JUN-12	25-JUN-12	31-MAY-12	\$50	Notice only
			220	67089	25-JUN-12	25-JUN-12	31-MAY-12	\$50	Notice only
			110	67319	03-AUG-12	03-AUG-12	30-JUN-12	\$50	Notice only
			120	67320	03-AUG-12	03-AUG-12	30-JUN-12	\$50	Notice only
			210	67321	03-AUG-12	03-AUG-12	30-JUN-12	\$50	Notice only
			220	67322	03-AUG-12	03-AUG-12	30-JUN-12	\$50	Notice only
			110	67945	14-SEP-12	14-SEP-12	31-JUL-12	\$50	Initial notice
			120	67946	14-SEP-12	14-SEP-12	31-JUL-12	\$50	Initial notice
			210	67947	14-SEP-12	14-SEP-12	31-JUL-12	\$50	Initial notice
			220	67948	14-SEP-12	14-SEP-12	31-JUL-12	\$50	Initial notice
			110	68234	22-OCT-12	22-OCT-12	31-AUG-12	\$50	Notice only
			120	68235	22-OCT-12	22-OCT-12	31-AUG-12	\$50	Notice only
			210	68236	22-OCT-12	22-OCT-12	31-AUG-12	\$50	Notice only
			220	68237	22-OCT-12	22-OCT-12	31-AUG-12	\$50	Notice only
			110	68325	29-OCT-12	30-OCT-12	30-SEP-12	\$50	Notice only
			120	68326	29-OCT-12	30-OCT-12	30-SEP-12	\$50	Notice only
			210	68327	29-OCT-12	30-OCT-12	30-SEP-12	\$50	Notice only
			220	68328	29-OCT-12	30-OCT-12	30-SEP-12	\$50	Notice only

SIU NOV Summary for 2012

Name	FACILIT	Conn	NOV	Identified	Action	Viol_Date	Fee	Level
UT; City of San Diego - Storm Water Dept	11-0534	110	68914	03-DEC-12	03-DEC-12	31-OCT-12	\$50	Notice only
		120	68915	03-DEC-12	03-DEC-12	31-OCT-12	\$50	Notice only
	*****	*****	-----	*****	*****	-----		
	count		45					
	sum						\$2,250	
UT; El Cajon Grading & Engineering	33-0054	100	66966	06-JUN-12	13-JUN-12	06-JUN-12	\$100	Initial notice
			67370	06-AUG-12	07-AUG-12	30-JUN-12	\$50	Notice only
	*****	*****	-----	*****	*****	-----		
	count		2					
	sum						\$150	
UT; Frey Environmental Inc	06-0595	100	65043	09-JAN-12	09-JAN-12		\$50	Notice only
	*****	*****	-----	*****	*****	-----		
	count		1					
	sum						\$50	
UT; HPS Mechanical Inc	09-0960	400	65885	13-DEC-11	24-FEB-12		\$100	Final notice
		100	67917	14-SEP-12	14-SEP-12		\$50	Notice only
		600	67918	14-SEP-12	15-SEP-12	31-JUL-12	\$100	Final notice
	*****	*****	-----	*****	*****	-----		
	count		3					
	sum						\$250	
UT; Hargrave Environmental Consulting Inc	16-0743	100	65175	12-JAN-12	08-FEB-12	30-NOV-11	\$100	Initial notice
			65918	29-FEB-12	01-MAR-12		\$50	Notice only
			68026	24-SEP-12	24-SEP-12	31-AUG-12	\$100	Initial notice
	*****	*****	-----	*****	*****	-----		
	count		3					
	sum						\$250	
UT; Orion Construction	02-1096	100	68363	02-NOV-12	02-NOV-12	30-SEP-12	\$100	Final notice
			68789	26-NOV-12	27-NOV-12	31-OCT-12	\$50	Notice only
	*****	*****	-----	*****	*****	-----		
	count		2					
	sum						\$150	
UT; PAR Electrical Contractors	32-0020	100	64894	08-DEC-11	12-JAN-12	07-NOV-11	\$50	Notice only
			65349	03-FEB-12	15-FEB-12	31-DEC-11	\$100	Initial notice
	*****	*****	-----	*****	*****	-----		
	count		2					
	sum						\$150	
UT; SC Valley Engineering Inc	12-0264	100	65917	29-FEB-12	29-FEB-12		\$100	Initial notice
					20-MAR-12		\$75	Second notice
			66076	28-MAR-12	28-MAR-12	29-FEB-12	\$50	Notice only
	*****	*****	-----	*****	*****	-----		
	count		3					
	sum						\$225	
UT; SCS Engineers Inc	11-0552	100	66942	05-JUN-12	05-JUN-12	30-APR-12	\$50	Notice only
		200	66943	05-JUN-12	05-JUN-12	30-APR-12	\$100	Initial notice
	*****	*****	-----	*****	*****	-----		
	count		2					
	sum						\$150	
UT; TC Construction Inc	02-1104	100	66938	29-MAY-12	29-MAY-12	28-FEB-12	\$50	Notice only
			66939	29-MAY-12	29-MAY-12	31-MAR-12	\$50	Notice only
	*****	*****	-----	*****	*****	-----		
	count		2					
	sum						\$100	
UT; Thrifty Oil Company # 096	11-0526	100	66465	22-MAY-12	24-MAY-12		\$100	Final notice
	*****	*****	-----	*****	*****	-----		
	count		1					
	sum						\$100	
UT; Thrifty Oil Company # 419	07-0171	100	65102	12-JAN-12	12-JAN-12	30-NOV-11	\$100	Initial notice
	*****	*****	-----	*****	*****	-----		
	count		1					
	sum						\$100	
UT; Thrifty Oil Company # 420	16-0727	100	65881	16-FEB-12	16-FEB-12		\$100	Initial notice
	*****	*****	-----	*****	*****	-----		
	count		1					
	sum						\$100	
UT; Wier Construction Corporation	08-0573	100	65046	09-JAN-12	10-JAN-12		\$50	Notice only
	*****	*****	-----	*****	*****	-----		
	count		1					

SIU NOV Summary for 2012

Name	FACILIT	Conn	NOV	Identified	Action	Viol_Date	Fee	Level
-----							\$50	
	sum							
Unifirst Corporation	11-0398	110	65182	12-JAN-12	12-JAN-12	15-DEC-11	\$100	Initial notice
			66233	16-APR-12	16-APR-12	26-MAR-12	\$100	Initial notice
			66611	25-MAY-12	25-MAY-12	07-MAY-12	\$100	Initial notice
			67070	25-JUN-12	23-OCT-12	14-MAY-12	\$100	Initial notice
			67071	25-JUN-12	24-AUG-12	15-MAY-12	\$100	Final notice
			67272	03-AUG-12	03-AUG-12	24-MAY-12	\$100	Initial notice
	*****	*****	-----	*****	*****	-----		
	count		6					
	sum						\$600	
University of California San Diego	02-0112	500	66215	16-APR-12	16-APR-12	29-MAR-12	\$100	Initial notice
	*****	*****	-----	*****	*****	-----		
	count		1					
	sum						\$100	
Valley Metals	20-0108	110	65568	03-FEB-12	03-FEB-12	29-NOV-11	\$100	Initial notice
			65906	31-DEC-11	02-MAY-12	31-DEC-11	\$266	Final notice
			66120	28-MAR-12	28-MAR-12	23-FEB-12	\$100	Initial notice
			66312	24-APR-12	25-APR-12	11-JAN-12	\$50	Notice only
			66690	25-MAY-12	30-MAY-12	27-JAN-12	\$50	Notice only
			66740	25-MAY-12	25-MAY-12	23-FEB-12	\$50	Notice only
	*****	*****	-----	*****	*****	-----		
	count		6					
	sum						\$616	
Veridiam Inc	16-0348	110	67337	03-AUG-12	03-AUG-12	14-JUN-12	\$100	Initial notice
					08-AUG-12	14-JUN-12	\$100	Final notice
			67859	28-AUG-12	28-AUG-12	19-JUN-12	\$50	Notice only
			68273	25-OCT-12	26-OCT-12		\$50	Notice only
	*****	*****	-----	*****	*****	-----		
	count		4					
	sum						\$300	
*****								
	count		159					
	sum						\$12,128	

159 rows selected.

NonSIU NOV Summary for 2012

Name	FACILIT	Conn	NOV	Identified	Action	Viol_Date	Fee	Level
Action Cleaning Corporation	25-0196	100	68204	22-OCT-12	26-OCT-12	29-SEP-12	\$50	Notice only
	*****	*****	-----	*****	*****	-----		
	count		1					
	sum						\$50	
Al-Max Sanitation	25-0002	100	67113	25-JUN-12	25-JUN-12	29-MAY-12	\$100	Initial notice
			67960	14-SEP-12	14-SEP-12	03-AUG-12	\$100	Initial notice
			68439	13-NOV-12	13-NOV-12	24-OCT-12	\$100	Initial notice
	*****	*****	-----	*****	*****	-----		
	count		3					
	sum						\$300	
Biosite Inc	03-1081	100	65101	12-JAN-12	09-FEB-12	18-NOV-11	\$100	Initial notice
	*****	*****	-----	*****	*****	-----		
	count		1					
	sum						\$100	
Downstream Services Inc	08-0546	100	68085	02-OCT-12	03-OCT-12	31-AUG-12	\$50	Notice only
	*****	*****	-----	*****	*****	-----		
	count		1					
	sum						\$50	
Dynegy South Bay LLC	25-0373	100	66078	28-MAR-12	06-APR-12	28-FEB-12	\$50	Notice only
	*****	*****	-----	*****	*****	-----		
	count		1					
	sum						\$50	
Environmental Services of San Diego	25-0191	100	65420	03-FEB-12	14-FEB-12		\$50	Notice only
			66173	06-APR-12	06-APR-12	31-JAN-12	\$50	Notice only
	*****	*****	-----	*****	*****	-----		
	count		2					
	sum						\$100	
Gas Recovery Systems LLC - Sy camore	25-0344	100	66263	16-APR-12	16-APR-12	19-MAR-12	\$100	Initial notice
			66412	30-APR-12	30-APR-12	02-MAR-12	\$50	Notice only
			66443	07-MAY-12	07-MAY-12	13-APR-12	\$100	Initial notice
	*****	*****	-----	*****	*****	-----		
	count		3					
	sum						\$250	
Hazard Construction	25-0377	100	65219	02-FEB-12	02-FEB-12		\$0	Initial notice
	*****	*****	-----	*****	*****	-----		
	count		1					
	sum						\$0	
Hidden Villa Ranch	25-0366	100	65255	03-FEB-12	03-FEB-12	05-DEC-11	\$100	Initial notice
						06-MAR-12	\$75	Second notice
			65877	16-FEB-12	16-FEB-12	25-JAN-12	\$100	Initial notice
						06-MAR-12	\$75	Second notice
			65933	05-MAR-12	07-MAR-12	31-JAN-12	\$50	Notice only
			66062	21-MAR-12	21-MAR-12	23-FEB-12	\$100	Initial notice
						09-APR-12	\$75	Second notice
			66077	28-MAR-12	05-APR-12		\$100	Initial notice
			66265	24-APR-12	26-APR-12	27-MAR-12	\$50	Notice only
			66444	07-MAY-12	07-MAY-12	03-APR-12	\$100	Initial notice
			66445	07-MAY-12	07-MAY-12	12-APR-12	\$100	Initial notice
			66467	22-MAY-12	22-MAY-12	12-APR-12	\$50	Notice only
			67043	25-JUN-12	25-JUN-12	31-MAY-12	\$50	Notice only
			67120	25-JUN-12	25-JUN-12	08-MAY-12	\$100	Initial notice
			67255	23-JUL-12	23-JUL-12	26-JUN-12	\$50	Notice only
			67994	17-SEP-12	17-SEP-12		\$50	Notice only
	*****	*****	-----	*****	*****	-----		
	count		16					
	sum						\$1,225	
JDZ Inc dba AleSmith Brewing Company	03-1194	110	65177	12-JAN-12	12-JAN-12	01-NOV-11	\$100	Initial notice
	*****	*****	-----	*****	*****	-----		
	count		1					
	sum						\$100	
Kojima America Corp	12-0246		65211	01-FEB-12	01-FEB-12		\$100	Initial notice
	*****	*****	-----	*****	*****	-----		
	count		1					
	sum						\$100	
Lake Morena Views Mutual Water Co	25-0391	100	66137	02-APR-12	02-APR-12	16-FEB-12	\$50	Notice only
	*****	*****	-----	*****	*****	-----		
	count		1					
	sum						\$50	
Lilac Enterprises - Hide Away	25-0142	100	68203	22-OCT-12	23-OCT-12	30-SEP-12	\$50	Notice only

NonSIU NOV Summary for 2012

Name	FACILIT	Conn	NOV	Identified	Action	Viol_Date	Fee	Level
Lake	*****	*****	-----	*****	*****	-----		
	count			1				
	sum						\$50	
Merry X-Ray Chemical Corporation	06-0052	100	65418	03-FEB-12	03-FEB-12	31-DEC-11	\$50	Notice only
	*****	*****	-----	*****	*****	-----		
	count			1				
	sum						\$50	
Mission Bay Aquatic Center	04-0196	110	66132	02-APR-12	04-APR-12	29-FEB-12	\$100	Initial notice
	*****	*****	-----	*****	*****	-----		
	count			1				
	sum						\$100	
Mossy Nissan National City	19-0115	120	68015	17-SEP-12	17-SEP-12	10-SEP-12	\$0	Initial notice
	*****	*****	-----	*****	*****	-----		
	count			1				
	sum						\$0	
Northwest Circuits Corp	12-0254		67156	10-JUL-12	10-JUL-12	09-AUG-12	\$100	Initial notice
	*****	*****	-----	*****	*****	-----		
	count			2			\$75	Second notice
	sum						\$175	
Novartis Institute for Functional Genomics dba GNF	02-0752	100	67367	06-AUG-12	06-AUG-12		\$50	Notice only
	*****	*****	-----	*****	*****	-----		
	count	200	67368	06-AUG-12	06-AUG-12		\$50	Notice only
	sum						\$100	
Olivenhain Municipal Water District	25-0187	100	66336	27-APR-12	02-MAY-12		\$50	Notice only
	*****	*****	-----	*****	*****	-----		
	count			2				
	sum						\$100	
	count		68885	27-NOV-12	27-NOV-12		\$100	Initial notice
	sum						\$150	
Otay Landfill Gas LLC	25-0049	100	65104	12-JAN-12	14-FEB-12		\$100	Final notice
	*****	*****	-----	*****	*****	-----		
	count			1				
	sum						\$100	
Pacific Membranes	02-1016	110	66218	16-APR-12	16-APR-12	28-MAR-12	\$50	Notice only
	*****	*****	-----	*****	*****	-----		
	count			1				
	sum						\$50	
Ramona MWD San Vicente WWTP	25-0133	100	68884	27-NOV-12	27-NOV-12		\$100	Initial notice
	*****	*****	-----	*****	*****	-----		
	count			1				
	sum						\$100	
San Diego Unified Port District	11-0041	100	67453	27-AUG-12	27-AUG-12		\$100	Initial notice
	*****	*****	-----	*****	*****	-----		
	count	799	67454	27-AUG-12	18-OCT-12		\$75	Second notice
	sum				27-AUG-12		\$100	Initial notice
	count				18-OCT-12		\$75	Second notice
	sum							
	count			4				
	sum						\$350	
San Marcos Energy LLC	25-0343	100	66136	02-APR-12	06-APR-12	16-FEB-12	\$50	Notice only
	*****	*****	-----	*****	*****	-----		
	count			1				
	sum						\$50	
Santa Ysabel Resort & Casino	25-0277	100	66074	26-MAR-12	26-MAR-12		\$50	Notice only
	*****	*****	-----	*****	*****	-----		
	count		67263	25-JUL-12	26-JUL-12		\$50	Notice only
	sum							
	count			2				
	sum						\$100	
Shelter Island Boatyard	08-0247	110	67142	09-JUL-12	09-JUL-12	15-JUN-12	\$100	Initial notice
	*****	*****	-----	*****	*****	-----		
	count	210	67205	23-JUL-12	23-JUL-12	15-JUN-12	\$100	Initial notice
	sum						\$100	Initial notice
	count		68411	13-NOV-12	13-NOV-12	05-OCT-12	\$100	Initial notice
	sum						\$100	Initial notice
	count	110	68949	17-DEC-12	17-DEC-12	02-NOV-12	\$100	Initial notice
	sum						\$100	Initial notice
	count	210	68950	17-DEC-12	17-DEC-12	02-NOV-12	\$100	Initial notice
	sum							
	count			5				
	sum						\$500	
South Bay Sandblasting & Tank	25-0285	100	66468	22-MAY-12	24-MAY-12	05-APR-12	\$50	Notice only

NonSIU NOV Summary for 2012

Name	FACILIT	Conn	NOV	Identified	Action	Viol_Date	Fee	Level
-----								
Cleaning								
	*****	*****	-----	*****	*****			
	count		1					
	sum							
Southwest Imaging Inc	20-0145	110	65932	05-MAR-12	07-MAR-12	31-JAN-12	\$100	Initial notice
					23-MAR-12	31-JAN-12	\$75	Second notice
	*****	*****	-----	*****	*****			
	count		2					
	sum						\$175	
Statewide Stripes Inc	06-0596	100	65915	29-FEB-12	29-FEB-12		\$100	Initial notice
					20-MAR-12		\$0	Second notice
	*****	*****	-----	*****	*****			
	count		2					
	sum						\$100	
Toray Membranes USA Inc	20-0033	110	65407	03-FEB-12	03-FEB-12	11-JAN-12	\$100	Initial notice
	*****	*****	-----	*****	*****			
	count		1					
	sum						\$100	
UT; ARCADIS US Inc	10-0474	100	66557	24-MAY-12	24-MAY-12		\$50	Notice only
	*****	*****	-----	*****	*****			
	count		1					
	sum						\$50	
UT; ERM-West Inc	16-0785	100	68971	19-DEC-12	19-DEC-12	31-OCT-12	\$50	Notice only
	*****	*****	-----	*****	*****			
	count		1					
	sum						\$50	
UT; EnviroApplications Inc	33-0038	100	65843	15-FEB-12	15-FEB-12		\$100	Final notice
	*****	*****	-----	*****	*****			
	count		1					
	sum						\$100	
UT; Palm Engineering Construc tion Co Inc	02-1128	100	67259	25-JUL-12	25-JUL-12		\$100	Initial notice
				67914	14-SEP-12	14-SEP-12	\$50	Notice only
				67916	14-SEP-12	15-SEP-12	\$50	Notice only
				68027	24-SEP-12	24-SEP-12	\$100	Initial notice
				68838	27-NOV-12	27-NOV-12	\$100	Initial notice
	*****	*****	-----	*****	*****			
	count		5					
	sum						\$400	
UT; Phillips 66 Company Circl e K Station #2966	20-0238	100	68202	22-OCT-12	23-OCT-12	14-AUG-12	\$50	Notice only
	*****	*****	-----	*****	*****			
	count		1					
	sum						\$50	
UT; Ralston Real Estate Compa ny	04-0435	100	66326	27-APR-12	27-APR-12		\$100	Initial notice
	*****	*****	-----	*****	*****			
	count		1					
	sum						\$100	
UT; Thrifty Oil Company # 098	16-0725	100	65103	12-JAN-12	10-FEB-12		\$100	Final notice
	*****	*****	-----	*****	*****			
	count		1					
	sum						\$100	
UT; Thrifty Oil Company # 105	19-0327	100	66323	26-APR-12	26-APR-12	31-MAR-12	\$0	Final notice
	*****	*****	-----	*****	*****			
	count		1					
	sum						\$0	
UT; Whillock Contracting Inc	13-0480	200	66944	05-JUN-12	05-JUN-12		\$50	Notice only
	*****	*****	-----	*****	*****			
	count		1					
	sum						\$50	
Valley View Casino	25-0172	100	66073	26-MAR-12	26-MAR-12		\$50	Notice only
	*****	*****	-----	*****	*****			
	count		1					
	sum						\$50	
Viejas Tribal Government	25-0130	100	67184	23-JUL-12	23-JUL-12	30-JUN-12	\$50	Notice only
			67473	28-AUG-12	28-AUG-12	31-JUL-12	\$50	Notice only
	*****	*****	-----	*****	*****			
	count		2					
	sum						\$100	
Zoological Society of San Die go	09-0048	100	68087	02-OCT-12	02-OCT-12	16-AUG-12	\$50	Notice only

NonSIU NOV Summary for 2012

Name	FACILIT	Conn	NOV	Identified	Action	Viol_Date	Fee Level
Zoological Society of San Die go	09-0048	200	68088	02-OCT-12	02-OCT-12	16-AUG-12	\$50 Notice only
		100	68364	05-NOV-12	05-NOV-12	20-SEP-12	\$50 Notice only
		200	68365	05-NOV-12	05-NOV-12	20-SEP-12	\$50 Notice only
*****							
	count		4				
	sum						\$200
*****							
	count		83				
	sum						\$5,925

83 rows selected.

Sampling at SIUs Discharging to Treatment Plant 1  
between 01-JAN-12 and 31-DEC-12

Report run on: February 25, 2013 2:11 PM

Page 1

Facility	Pmt	Name	Conn	Principle Process	Pmt Include	Parmcode	City Samples	Self Samples			
02-0112	04-A	University of California San Diego	100	Overview - Muir & Revelle Colleges	L	BIOHAZARD CERT		2			
						COD	4	4			
						COPPER	4	4			
						FLASH	4				
						FLOW		12			
						PH	4	4			
						PH HIGHEST	4				
						PH LOWEST	4				
						SILVER CERT		2			
						SOLVENT CERT		2			
						TSS	4	4			
						120	Zero Discharge Metal Finishing	L	ZERODISCHRG CERT		2
						200	Overview - Med School	L	BIOHAZARD CERT		2
			COD	4	4						
			COPPER	4	4						
			FLASH	4							
			FLOW		12						
			PH	4	4						
			PH HIGHEST	4							
			PH LOWEST	4							
			SILVER CERT		2						
			SOLVENT CERT		2						
			TSS	4	4						
			300	Overview - North Campus	L				BIOHAZARD CERT		2
									COD	4	4
									COPPER	4	4
									FLASH	4	
									FLOW		12
									PH	4	4
						PH HIGHEST	3				
						PH LOWEST	3				
						SILVER CERT		2			
						SOLVENT CERT		2			
			400	Overview - East Campus	L	TSS	4	4			
			400	Overview - East Campus	L	BIOHAZARD CERT		2			
						COD	4	4			
						COPPER	4	4			
			FLASH	4							



Sampling at SIUs Discharging to Treatment Plant 1  
between 01-JAN-12 and 31-DEC-12

Report run on: February 25, 2013 2:11 PM

Page 2

Facility	Pmt	Name	Conn	Principle Process	Pmt Include	Parmcode	City Samples	Self Samples						
02-0112	04-A	University of California San Diego	400			FLOW		12						
						PH	4	4						
						PH HIGHEST	4							
						PH LOWEST	4							
						SILVER CERT		2						
						SOLVENT CERT		2						
						TSS	4	4						
						500	Stein Clinical Sciences	L	BIOHAZARD CERT		2			
									COD	4	4			
			COPPER	4	4									
			FLASH	4										
			FLOW		12									
			PH	4	4									
			PH HIGHEST	4										
			PH LOWEST	4										
			SILVER CERT		2									
			SOLVENT CERT		2									
			02-0332	04-A	Pall Filtration & Separations Group Inc	100	Sewer Lateral	L	TSS	4	4			
									110	Membrane Mfg	L	SOLVENT CERT		2
COD	4	6												
FLASH	4													
FLOW		12												
PH	4	6												
TSS	4	6												
02-0439	01-A	PrimaPharm Inc	100	Pharm Mfg & Sanitary Waste	F	ACETONE:P-O	2	4						
						ANNUAL SCAN		1						
						CERT								
						BIOHAZARD CERT		4						
						ETHYL ACET:P-O	2	4						
						FLOW		4						
						ISOP ACETATE:P-O	2	4						
						METHYLE CL:P-O	2	4						
						N-AMYL ACET:P-O	2	4						
						SOLVENT CERT		4						
						02-0485	03-A	Quantum Design Inc	110	Cleaning/Etching	F	CADMIUM	3	4
												CHROMIUM	3	4
												COPPER	3	4
CYANIDE(T)	3	4												
FLOW		4												

Sampling at SIUs Discharging to Treatment Plant 1  
between 01-JAN-12 and 31-DEC-12

Report run on: February 25, 2013 2:11 PM

Page 3

<b>Facility</b>	<b>Pmt</b>	<b>Name</b>	<b>Conn</b>	<b>Principle Process</b>	<b>Pmt Include</b>	<b>Parmcode</b>	<b>City Samples</b>	<b>Self Samples</b>	
02-0485	03-A	Quantum Design Inc	110			FLOW MAX		3	
						LEAD		3	4
						NICKEL		3	4
						PH		3	4
						SILVER		3	4
						TTO CERT			4
						TTO(413+433)-P		1	
						ZINC		3	4
						ZERODISCHRG	L		4
						CERT			
02-0505	04-A	Curtis Technology Inc	100	Chem Milling	F	CADMIUM		3	4
						CHROMIUM		3	4
						COD		2	2
						COPPER		3	4
						CYANIDE(T)		3	4
						FLOW			4
						FLOW MAX			4
						LEAD		3	4
						NICKEL		3	4
						PH		3	4
PH HIGHEST		2							
PH LOWEST		2							
SILVER		3	4						
TSS		2	2						
TTO CERT			4						
TTO(413+433)-P		1							
ZINC		3	4						
02-0518	04-A	Suneva Medical Inc	100	Sewer Lateral	L	BIOHAZARD CERT			2
						SOLVENT CERT			2
						ACETONE:P-O		2	2
						ANNUAL SCAN			4
						CERT			
						ETHYL ACET:P-O		2	2
						FLOW			4
						ISOP ACETATE:P-O		2	2
						METHYLE CL:P-O		2	2
						N-AMYL ACET:P-O		2	2
PH		2	4						
02-0582	05-A	The Argen Corporation	110	NF Metals Forming	F	CADMIUM		3	26

Sampling at SIUs Discharging to Treatment Plant 1  
between 01-JAN-12 and 31-DEC-12

Report run on: February 25, 2013 2:11 PM

Page 4

<b>Facility</b>	<b>Pmt</b>	<b>Name</b>	<b>Conn</b>	<b>Principle Process</b>	<b>Pmt Include</b>	<b>Parmcode</b>	<b>City Samples</b>	<b>Self Samples</b>
02-0582	05-A	The Argen Corporation	110			COD	3	26
						COPPER	3	26
						CYANIDE(T)	3	26
						FLOW		2
						PRODUCTION RPT		2
						SILVER	3	26
						TSS	3	26
						ZEROUNAUTHZ		4
						CERT		
						ACETONE:P-O	2	4
02-0761	04-A	Pacira Pharmaceuticals Inc	120	Pharm Mfg	F	ANNUAL SCAN		4
						CERT		
						COD	2	4
						ETHYL ACET:P-O	2	4
						FLOW		4
						FLOW MAX		4
						ISOP ACETATE:P-O	2	4
						METHYLE CL:P-O	2	4
						N-AMYL ACET:P-O	2	4
						PH	2	4
02-0762	04-A	Pacira Pharmaceuticals Inc	110	Pharmaceutical mfg	F	TSS	2	4
						ACETONE:P-O	2	6
						ANNUAL SCAN		4
						CERT		
						COD	2	6
						ETHYL ACET:P-O	2	6
						FLOW		4
						FLOW MAX		4
						ISOP ACETATE:P-O	2	6
						METHYLE CL:P-O	2	6
02-1096	01-A	UT; Orion Construction	100	construction dewatering	L	N-AMYL ACET:P-O	2	6
						PH	2	6
						PH HIGHEST		
						PH LOWEST		
						TSS	2	6
						FLOW RATE MAX		3
						FLOW RATE MIN		3
						FLOW		4
						TOTIMPORTED		

Sampling at SIUs Discharging to Treatment Plant 1  
between 01-JAN-12 and 31-DEC-12

Report run on: February 25, 2013 2:11 PM

Page 5

Facility	Pmt	Name	Conn	Principle Process	Pmt Include	Parmcode	City Samples	Self Samples
02-1096	01-A	UT; Orion Construction	100			FLOWMETER READ 1		4
						FLOWMETER READ 2		4
02-1119	01-A	UT; Caltrans 11-2t0404 Project ID 1100000446	100	extracted groundwater	L	COD	1	1
						FLOW RATE MAX		2
						FLOW RATE MIN		2
						FLOW		3
						TOTIMPORTED		
						FLOWMETER READ 1		3
						FLOWMETER READ 2		3
						TSS	1	2
03-0115	05-A	ATK Space Systems	100	Zero Disch Cert for Core MF ops	L	ZERODISCHRG CERT		2
			200	Solvent Certification - Bldg 4/7 Labs	L	SOLVENT CERT		2
			410	Abrasive Jet Machining	F	CADMIUM	3	4
						CHROMIUM	3	4
						COPPER	3	4
						CYANIDE(T)	3	4
						FLOW		4
						LEAD	3	4
						NICKEL	3	4
						SILVER	3	4
						TTO CERT		4
						TTO(413+433)-P	1	
						ZINC	3	4
03-0717	05-A	Action Powder Coating LLC	110	Coating / cleaning	F	CADMIUM	4	4
						CHROMIUM	4	4
						COPPER	4	4
						CYANIDE(T)	4	4
						FLOW		4
						LEAD	4	4
						NICKEL	4	4
						PH	4	4
						PH HIGHEST	4	
						PH LOWEST	4	

Sampling at SIUs Discharging to Treatment Plant 1  
between 01-JAN-12 and 31-DEC-12

Report run on: February 25, 2013 2:11 PM

Page 6

Facility	Pmt	Name	Conn	Principle Process	Pmt Include	Parmcode	City Samples	Self Samples
03-0717	05-A	Action Powder Coating LLC	110			SILVER	4	4
						TTO CERT		4
						TTO(413+433)-P	1	
03-0722	06-A	Thermal Management Solutions dba Santier	110	Metal Finishing / Surface Treatment	F	ZINC	4	4
						CADMIUM	3	12
						CHROMIUM	3	12
						COD	3	12
						COPPER	3	12
						CYANIDE(T)	3	12
						FLOW		4
						FLOW MAX		4
						FLUORIDE	3	12
						LEAD	3	12
						MOLYBDENUM	3	12
						NICKEL	3	12
						PH	3	
						PRODUCTION RPT		4
						SILVER	3	12
						TSS	3	12
						TTO CERT		4
TTO(413+433)-P	1							
ZINC	3	12						
03-0920	04-A	A to Z Metal Finishing	110	Metal Finishing	F	ZERODISCHRG		4
						CERT		
03-0920	04-A	A to Z Metal Finishing	110	Metal Finishing	F	CADMIUM	3	4
						CHROMIUM	3	4
						COPPER	3	4
						CYANIDE(T)	3	4
						FLOW		4
						FLOW MAX		1
						LEAD	3	4
						NICKEL	3	4
						PH	3	4
						SILVER	3	4
						TTO CERT		4
						TTO(413+433)-P	1	
						ZINC	3	4
						03-1017	02-A	Anocote Metal Finishing
CHROMIUM	4	4						

Sampling at SIUs Discharging to Treatment Plant 1  
between 01-JAN-12 and 31-DEC-12

Report run on: February 25, 2013 2:11 PM

Page 7

Facility	Pmt	Name	Conn	Principle Process	Pmt Include	Parmcode	City Samples	Self Samples			
03-1017	02-A	Anocote Metal Finishing	110			COPPER	4	4			
						CYANIDE(T)	4	4			
						FLOW		4			
						LEAD	4	4			
						NICKEL	4	4			
						PH	4	4			
						SILVER	4	4			
						TTO CERT		4			
						TTO(413+433)-P	1				
						ZINC	4	4			
05-0684	04-A	Allermed Laboratories Inc	120	Nickel & zinc plating, coating	L	ZERODISCHRG CERT		4			
			130	Glassware Washing/Sterile Prep	F	ACETONE:P-O ANNUAL SCAN CERT	1	4			
05-0684	04-A	Allermed Laboratories Inc	130	Glassware Washing/Sterile Prep	F	ETHYL ACET:P-O	1	1			
						FLOW		4			
						ISOP ACETATE:P-O	1	1			
						METHYLE CL:P-O	1	1			
						N-AMYL ACET:P-O	1	1			
						140	Glassware Washing/Extraction Area	F	ACETONE:P-O ANNUAL SCAN CERT	1	4
						ETHYL ACET:P-O	1	1			
						FLOW		4			
						ISOP ACETATE:P-O	1	1			
						METHYLE CL:P-O	1	1			
N-AMYL ACET:P-O	1	1									
05-0684	04-A	Allermed Laboratories Inc	140	Glassware Washing/Extraction Area	F	ACETONE:P-O ANNUAL SCAN CERT	1	4			
						ETHYL ACET:P-O	1	1			
						FLOW		4			
						ISOP ACETATE:P-O	1	1			
						METHYLE CL:P-O	1	1			
						N-AMYL ACET:P-O	1	1			
						150	Media Prep/Tube Washing	F	ACETONE:P-O ANNUAL SCAN CERT	1	4
						ETHYL ACET:P-O	1	1			
						FLOW		4			
						ISOP ACETATE:P-O	1	1			
METHYLE CL:P-O	1	1									
N-AMYL ACET:P-O	1	1									
05-0985	03-D	Chromalloy San Diego	100	Sewer Lateral	L	ZERODISCHRG CERT		3			
			130	FPI testing	F	CADMIUM	3	4			

Sampling at SIUs Discharging to Treatment Plant 1  
between 01-JAN-12 and 31-DEC-12

Report run on: February 25, 2013 2:11 PM

Page 8

<b>Facility</b>	<b>Pmt</b>	<b>Name</b>	<b>Conn</b>	<b>Principle Process</b>	<b>Pmt Include</b>	<b>Parmcode</b>	<b>City Samples</b>	<b>Self Samples</b>						
05-0985	03-D	Chromalloy San Diego	130			CHROMIUM	3	4						
						COPPER	3	4						
						CYANIDE(T)	3	4						
						FLOW		4						
						FLOW MAX		4						
						LEAD	3	4						
						NICKEL	3	4						
						SILVER	3	4						
						TTO CERT		4						
						TTO(413+433)-P	1	1						
						ZINC	3	4						
						05-0997	04-A	TTM Printed Circuit Group Inc	220	PCB Manufacturing	F	CADMIUM	4	12
												CHROMIUM	4	12
												COD	4	5
COPPER	4	12												
FLOW		7												
LEAD	4	12												
NICKEL	4	12												
PH	4	12												
PH HIGHEST	2													
PH LOWEST	2													
SILVER	4	12												
TSS	4	5												
TTO CERT		4												
TTO(413+433)-P	1													
ZINC	4	12												
05-1019	03-A	USN;Marine Corp Air Station Miramar	221	Gold Electro Plating	F	CYANIDE(T)	4	12						
						FLOW		6						
						222	Immersion Gold	F	CYANIDE(T)	4	12			
									FLOW		6			
						230	Film Developing	L	SILVER CERT		2			
									100	Aircraft maintenance	L	COD	1	6
			FLOW RATE MAX											
			OIL/GREASE	1	6									
			PH	1	6									
			SILVER CERT		2									
			SOLVENT CERT		2									
05-1081	04-A	UT; Circle K Stores Inc	100	Groundwater Remediation	L	TSS	1	6						
						BNZ(W/OAGG)	1	2						

Sampling at SIUs Discharging to Treatment Plant 1  
between 01-JAN-12 and 31-DEC-12

Report run on: February 25, 2013 2:11 PM

Page 9

<b>Facility</b>	<b>Pmt</b>	<b>Name</b>	<b>Conn</b>	<b>Principle Process</b>	<b>Pmt Include</b>	<b>Parmcode</b>	<b>City Samples</b>	<b>Self Samples</b>
05-1081	04-A	UT; Circle K Stores Inc	100			BTEX	1	2
						COD	1	7
						FLASH	1	2
						FLOW RATE MAX		7
						FLOW RATE MIN		7
						FLOW		8
						TOTIMPORTED		
						FLOWMETER READ		8
						1		
						FLOWMETER READ		8
						2		
						REPORT RPT		7
						TSS	1	7
06-0026	05-A	Cubic Defense Applications Inc	100	main lateral - Bldg 1	L	ZERODISCHRG		4
						CERT		
						CADMIUM	3	4
			CHROMIUM	3	4			
			COD	3	4			
			COPPER	3	4			
			CYANIDE(T)	3	4			
			FLOW		4			
			FLOW MAX		1			
			LEAD	3	4			
			NICKEL	3	4			
			SILVER	3	4			
			TSS	3	4			
			TTO CERT		4			
			TTO(413+433)-P	1				
			ZINC	3	4			
			160	deburring / cleaning / silkscreening	F	CADMIUM	3	4
						CHROMIUM	3	4
						COD	3	4
						COPPER	3	4
						CYANIDE(T)	3	4
						FLOW		4
						FLOW MAX		1
						LEAD	3	4
						NICKEL	3	4
						SILVER	3	4



Sampling at SIUs Discharging to Treatment Plant 1  
between 01-JAN-12 and 31-DEC-12

Report run on: February 25, 2013 2:11 PM

Page 10

Facility	Pmt	Name	Conn	Principle Process	Pmt Include	Parmcode	City Samples	Self Samples			
06-0026	05-A	Cubic Defense Applications Inc	160			TSS	3	4			
						TTO CERT		4			
						TTO(413+433)-P	1				
						ZINC	3	4			
						170	testing	F	CADMIUM	3	
									CHROMIUM	3	
									COD	3	
									COPPER	3	
									CYANIDE(T)	3	
									FLOW		2
			FLOW MAX		1						
			LEAD	3							
			NICKEL	3							
			SILVER	3							
			TSS	3							
			TTO CERT		2						
			TTO(413+433)-P	1							
			ZINC	3							
			06-0058	05-A	Kyocera America Inc	130	Ni plating, cleaning	F	CADMIUM	3	6
									CHROMIUM	3	6
COD	3	6									
COPPER	3	6									
FLOW		12									
FLOW MAX		12									
LEAD	3	6									
NICKEL	3	6									
PH	3	6									
PH HIGHEST	2										
PH LOWEST	2										
SILVER	3	6									
TSS	3	6									
TTO CERT		6									
TTO(413+433)-P	1										
ZINC	3	6									
131	Au plating, stripping	F				CYANIDE(A)	2	6			
						CYANIDE(T)	3	6			
						FLOW		12			
						FLOW MAX		12			
140	Alk soap clean, SCA Dicing,	F	CADMIUM	3	6						

Sampling at SIUs Discharging to Treatment Plant 1  
between 01-JAN-12 and 31-DEC-12

Report run on: February 25, 2013 2:11 PM

Page 11

<b>Facility</b>	<b>Pmt</b>	<b>Name</b>	<b>Conn</b>	<b>Principle Process</b>	<b>Pmt Include</b>	<b>Parmcode</b>	<b>City Samples</b>	<b>Self Samples</b>
06-0058	05-A	Kyocera America Inc	140			CHROMIUM	3	6
						COD	3	6
						COPPER	3	6
						FLOW		12
						FLOW MAX		12
						LEAD	3	6
						NICKEL	3	6
						PH	3	6
						PH HIGHEST	3	
						PH LOWEST	3	
						SILVER	3	6
						TSS	3	6
						TTO CERT		6
						TTO(413+433)-P	1	
						ZINC	3	6
06-0267	05-A	Hamilton Sundstrand Power Systems	110	Metal Cleaning / Etching	F	CADMIUM	4	5
						CHROMIUM	4	5
						COD	4	5
						COPPER	4	5
						CYANIDE(T)	4	5
						FLOW		4
						LEAD	4	5
						NICKEL	4	5
						PH	4	5
						SILVER	4	5
						TSS	4	5
						TTO CERT		4
						TTO(413+433)-P	1	
						ZINC	4	5
						07-0171	04-A	UT; Thrifty Oil Company # 419
BTEX	6	6						
COD	6	12						
FLASH	6	6						
FLOW MAX		12						
FLOW RATE MAX		12						
FLOW RATE MIN		12						
FLOW		12						
TOTIMPORTED								
FLOWMETER READ		12						

Sampling at SIUs Discharging to Treatment Plant 1  
between 01-JAN-12 and 31-DEC-12

Report run on: February 25, 2013 2:11 PM

Page 12

Facility	Pmt	Name	Conn	Principle Process	Pmt Include	Parmcode	City Samples	Self Samples
07-0171	04-A	UT; Thrifty Oil Company # 419	100			FLOWMETER READ 2		12
						REPORT RPT		12
07-0183	01-A	UT; TC Construction	100	Groundwater Remediation	L	TSS	6	12
						FLOW RATE MAX		
						FLOW RATE MIN		
						FLOW		
						TOTIMPORTED		
						FLOWMETER READ 1		
						FLOWMETER READ 2		
						TSS		
08-0008	05-B	UT; USN FISC Point Loma Fuel Annex	210	Fuel recovery with ground remediation	L	FLASH	5	6
						FLOW		12
						TOTIMPORTED		
						FLOWIMP MAX DRY		12
						FLOWIMP MAX WET		12
						FLOWMETER READ 1		12
						FLOWMETER READ 2		12
						PETROLEUM HC	4	
						TPH		6
08-0018	04-A	USN;Naval Base Coronado - NASNI	100	NASNI Pump Station	L	CHT CERT		2
						OIL/GREASE	2	4
						PH	2	4
						SILVER CERT		2
						SULFIDE DISSOLVD	2	
			120	IWTP @ NASNI	F	CADMIUM	2	5
						CHROMIUM	2	5
						COPPER	2	5
						FLOW		12
						LEAD	2	5
						NICKEL	2	5
						SILVER	2	5
						TTO(413+433)-P	1	5
						ZINC	2	5
			123	CN Treatment @ IWTP	F	CYANIDE(A)	2	5

Sampling at SIUs Discharging to Treatment Plant 1  
between 01-JAN-12 and 31-DEC-12

Report run on: February 25, 2013 2:11 PM

Page 13

Facility	Pmt	Name	Conn	Principle Process	Pmt Include	Parmcode	City Samples	Self Samples			
08-0018	04-A	USN;Naval Base Coronado - NASNI	123	Engine Test Cell Cleaning	F	FLOW		12			
						CADMIUM	6	4			
						CHROMIUM	6	4			
						COPPER	6	4			
						CYANIDE(T)	3	4			
						FLOW		4			
						LEAD	6	4			
						NICKEL	6	4			
						SILVER	6	4			
						TTO CERT		4			
						TTO(413+433)-P	1	3			
						ZINC	6	4			
			150	Oil Recovery Plant	F	CADMIUM	2	12			
						CHROMIUM	2	12			
						COPPER	2	12			
						CYANIDE(T)	2	12			
						FLOW		12			
						LEAD	2	12			
						NICKEL	2	12			
						SILVER	2	12			
						TTO(413+433)-P	1	12			
						ZINC	2	12			
						160	Hydrostatic testing	F	CADMIUM	2	4
									CHROMIUM	2	4
			COPPER	2	4						
			CYANIDE(T)	2	4						
			FLOW		4						
			LEAD	2	4						
			NICKEL	2	4						
			SILVER	2	4						
			TTO CERT		4						
			TTO(413+433)-P	1	3						
			ZINC	2	4						
			180	Pump/valve/hose testing	F				CADMIUM		
						CHROMIUM					
						COPPER					
						CYANIDE(T)					
						FLOW		2			
			LEAD								

Sampling at SIUs Discharging to Treatment Plant 1  
between 01-JAN-12 and 31-DEC-12

Report run on: February 25, 2013 2:11 PM

Page 14

Facility	Pmt	Name	Conn	Principle Process	Pmt Include	Parmcode	City Samples	Self Samples	
08-0018	04-A	USN;Naval Base Coronado - NASNI	180			NICKEL			
						SILVER			
						TTO CERT		4	
							TTO(413+433)-P		
							ZINC		
		190	Aircraft Test Pad Cleaning		F	CADMIUM	3	4	
						CHROMIUM	3	4	
						COPPER	3	4	
						CYANIDE(T)	3	4	
						FLOW		4	
						LEAD	3	4	
						NICKEL	3	4	
						SILVER	3	4	
						TTO CERT		4	
						TTO(413+433)-P	1	3	
					ZINC	3	4		
			799	Groundwater remediation	L	BNZ(W/OAGG)	3	4	
						FLOW		12	
						TOTIMPORTED			
08-0583	01-A	UT; Halbert Construction Company, Inc	100	construction dewatering - pool NAB	L	COD			
						FLOW RATE MAX			
						FLOW RATE MIN			
						FLOW			
						TOTIMPORTED			
						FLOWMETER READ			
						1			
						FLOWMETER READ			
						2			
						TSS			
09-0001	05-A	AlSCO Inc	100	Commercial Laundry	L	COD	9	5	
						COPPER	7	5	
						FLOW		5	
						FLOW MAX			
						OIL/GREASE	17	5	
						PH	18	5	
						REUSE RPT		11	
TSS	8	5							
09-0966	02-A	UT; USS Cal Builders	100	Construction Dewatering	L	ZINC	7	5	
						4CLETHE	2	6	

Sampling at SIUs Discharging to Treatment Plant 1  
between 01-JAN-12 and 31-DEC-12

Report run on: February 25, 2013 2:11 PM

Page 15

Facility	Pmt	Name	Conn	Principle Process	Pmt Include	Parmcode	City Samples	Self Samples
09-0966	02-A	UT; USS Cal Builders	100			BNZ(W/OAGG)	2	9
						BTEX	2	9
						COD	2	9
						FLASH	2	9
						FLOW RATE MAX		9
						FLOW RATE MIN		9
						FLOW		9
						TOTIMPORTED		
						FLOWMETER READ 1		9
						FLOWMETER READ 2		9
10-0018	04-A	Coca-Cola Bottling Company of Southern California	120	Soda Production and Sanitary	L	TSS	2	9
						COD	4	5
						FLOW		11
						FLOWMETER READ 1		11
						FLOWMETER READ 2		11
						PH	3	5
						PH HIGHEST	4	
						PH LOWEST	4	
						TSS	4	5
						COD		2
10-0563	01-A	UT; URS Corporation	100	dewatering: aquifer well test	L	FLOW RATE MAX		2
						FLOW RATE MIN		2
						FLOW		6
						TOTIMPORTED		
						FLOWMETER READ 1		3
						FLOWMETER READ 2		3
						TSS		2
						CHT CERT		2
						COPPER	5	12
						SILVER CERT		2
11-0016	04-B	USN;Naval Base San Diego	100	USN8 SWW: Piers 6, 7, 8 & Mole Pier	L			
			200	Gym, Medical and Dental Clinics	L			
			300	Auto Hobby Shop	L			
			400	Steam Plant, Vehicle Maint	L			

Sampling at SIUs Discharging to Treatment Plant 1  
between 01-JAN-12 and 31-DEC-12

Report run on: February 25, 2013 2:11 PM

Page 16

Facility	Pmt	Name	Conn	Principle Process	Pmt Include	Parmcode	City Samples	Self Samples			
11-0016	04-B	USN;Naval Base San Diego	500	Steam Clean, Hydrotest, Hydroblast	L						
			600	NEX Car Wash	L						
			799	Vault dewatering	L	FLOW TOTIMPORTED			1		
			810	USN6 SWW: Piers 1 & 2, Quay Wall	L	CHT CERT			2		
			820	USN7 SWW: Piers 3, 4, 5,graving dock	L	CHT CERT		2			
						FLOW R MAX RESTR		2			
						FLOWIMP MAX DRY		1			
						FLOWIMP MAX WET		1			
						REPORT RPT		2			
			830	NC4M SWW: Piers 10, 12, 13	L	CHT CERT		2			
						COPPER	5	12			
						OIL/GREASE	2				
						PH	5				
						CADMIUM	2	4			
			850	Treated Bilgewater	L	CHROMIUM	2	4			
						COPPER	2	4			
						LEAD	2	4			
						NICKEL	2	4			
						ZINC	2	4			
900	Fire fighting school	L									
11-0024	05-A	Southern California Plating Company Inc				110	Anodize/chromate/phosphate	F	CADMIUM	7	4
						CHROMIUM	7	4			
			COD	4	4						
			COPPER	7	5						
			CYANIDE(T)	7	4						
			FLOW		4						
			FLOW MAX		1						
			LEAD	7	4						
			NICKEL	7	5						
			PH	7	4						
			PH HIGHEST	4							
			PH LOWEST	4							
			SILVER	7	4						
			TSS	4	4						
TTO CERT		4									
TTO(413+433)-P	1	1									

Sampling at SIUs Discharging to Treatment Plant 1  
between 01-JAN-12 and 31-DEC-12

Report run on: February 25, 2013 2:11 PM

Page 17

<b>Facility</b>	<b>Pmt</b>	<b>Name</b>	<b>Conn</b>	<b>Principle Process</b>	<b>Pmt Include</b>	<b>Parmcode</b>	<b>City Samples</b>	<b>Self Samples</b>
11-0024	05-A	Southern California Plating Company Inc	110			ZINC	7	5
11-0032	04-B	Angelica Textile Services	110	Commercial Laundry	L	COD	5	11
						FLOW		12
						FLOW MAX		6
						OIL/GREASE	5	11
						PH	5	11
						PH HIGHEST	5	
						PH LOWEST	5	
						TSS	5	11
						ZINC	5	11
11-0051	05-A	General Dynamics NASSCO	200	Bilge/Ballast (not thru 310)	L	CADMIUM	2	4
						CHROMIUM	2	4
						COPPER	2	4
						FLOW		4
						LEAD	2	4
						NICKEL	2	4
						OIL/GREASE	2	4
						PH	2	4
						ZINC	2	4
			300	Overview - West End of Yard	L	COD	4	4
						FLOW		12
						OIL/GREASE	4	4
						PH	4	4
						TSS	4	4
			310	WWTF Effluent	F	CADMIUM	4	4
						CHROMIUM	4	4
						COPPER	4	4
						CYANIDE(T)	4	4
						FLOW		4
						LEAD	4	4
						NICKEL	4	4
						SILVER	4	4
						TTO CERT		4
						TTO(413+433)-P	1	
						ZINC	4	4
			600	Overview - East End of Yard	L	COD	4	4
						FLOW		12
						FLOWIMP MAX DRY		



Sampling at SIUs Discharging to Treatment Plant 1  
between 01-JAN-12 and 31-DEC-12

Report run on: February 25, 2013 2:11 PM

Page 18

<b>Facility</b>	<b>Pmt</b>	<b>Name</b>	<b>Conn</b>	<b>Principle Process</b>	<b>Pmt Include</b>	<b>Parmcode</b>	<b>City Samples</b>	<b>Self Samples</b>						
11-0051	05-A	General Dynamics NASSCO	600			FLOWIMP MAX WET								
						OIL/GREASE	4	4						
						PH	4	4						
						TSS	4	4						
						620 VTC Separator	L	FLOW		4				
						630 Film Processing	L	SILVER CERT		4				
						798 Stormwater	L	FLOW TOTSTORM		12				
799 Seawater	L	FLOW		12										
11-0189	05-A	Cintas Corporation	110	Industrial Laundering	L	TOTIMPORTED								
						CADMIUM	4	4						
						CHROMIUM	4	4						
						COD	4	4						
						COPPER	4	4						
						FLOW		3						
						LEAD	4	4						
						NICKEL	4	4						
						OIL/GREASE	8	4						
						PH	8	4						
						TSS	4	4						
						ZINC	4	4						
						11-0272	04-A	Major Scientific Industries	110	PCB Manufacturing	F	CADMIUM	1	4
												CHROMIUM	1	4
COPPER	1	4												
CYANIDE(T)	1	4												
FLOW		4												
LEAD	1	4												
NICKEL	1	4												
SILVER	1	4												
TTO CERT		4												
TTO(413+433)-P	1													
ZINC	1	4												
11-0334	06-A	KC Graphix	110	Silkscreening	F	CADMIUM	3	4						
						CHROMIUM	3	4						
						COPPER	3	4						
						CYANIDE(T)	3	4						
						FLOW		4						
						FLOW MAX		4						
						LEAD	3	4						
						NICKEL	3	4						

Sampling at SIUs Discharging to Treatment Plant 1  
between 01-JAN-12 and 31-DEC-12

Report run on: February 25, 2013 2:11 PM

Page 19

<b>Facility</b>	<b>Pmt</b>	<b>Name</b>	<b>Conn</b>	<b>Principle Process</b>	<b>Pmt Include</b>	<b>Parmcode</b>	<b>City Samples</b>	<b>Self Samples</b>
11-0334	06-A	KC Graphix	110			SILVER	3	4
						TTO CERT		4
						TTO(413+433)-P	1	
						ZINC	3	4
						ZERODISCHRG		2
120	Metal Etching / Coating	L						
11-0398	05-A	Unifirst Corporation	110	Industrial Laundry	L	CADMIUM	4	14
						CHROMIUM	4	14
						COD	7	14
						COPPER	4	14
						FLOW		4
						FLOW MAX		4
						LEAD	4	14
						NICKEL	4	14
						OIL/GREASE	9	16
						PH	9	14
						PH HIGHEST	4	
						PH LOWEST	4	
						TSS	6	14
						ZINC	4	14
						COD	42	12
FLOW		12						
PH	42	12						
PH HIGHEST	4							
PH LOWEST	4							
REPORT RPT		4						
SULFIDE DISSOLVD	11	4						
TSS 1/10 DIL	41	12						
799	Storm Water	L					1	
800	Kelco SBP & Cogen Plant	L						
						COD	42	13
						FLOW		12
						NICKEL	6	12
						PH	42	12
						PH HIGHEST	3	
						PH LOWEST	3	
						REPORT RPT		4
						SULFIDE DISSOLVD	10	15
						TSS 1/10 DIL	41	13

Sampling at SIUs Discharging to Treatment Plant 1  
between 01-JAN-12 and 31-DEC-12

Report run on: February 25, 2013 2:11 PM

Page 20

Facility	Pmt	Name	Conn	Principle Process	Pmt Include	Parmcode	City Samples	Self Samples			
11-0526	03-A	UT; Thrifty Oil Company # 096	100	GW remediation: gas w/FP	L	BNZ(W/OAGG)	6	6			
						BTEX	6	6			
						COD	6	11			
						FLASH	6	6			
						FLOW RATE MAX		12			
						FLOW RATE MIN		12			
						FLOW		12			
						TOTIMPORTED					
						FLOWMETER READ 1		12			
						FLOWMETER READ 2		12			
						REPORT RPT		12			
						TSS	6	11			
						11-0534	02-A	UT; City of San Diego - Storm Water Dept	100	two westernmost pits	L
110	southwest corner pit	L	FLOW RATE MIN		12						
			FLOW		12						
TOTIMPORTED											
FLOWMETER READ 1		12									
FLOWMETER READ 2		12									
120	northwest corner pit	L	FLOW RATE MIN		12						
			FLOW		12						
			TOTIMPORTED								
			FLOWMETER READ 1		12						
FLOWMETER READ 2		12									
210	southeast corner pit	L	FLOW RATE MIN		12						
			FLOW		12						
			TOTIMPORTED								
			FLOWMETER READ 1		12						
FLOWMETER READ 2		12									
220	northeast corner pit	L	FLOW RATE MIN		12						
			FLOW		12						
			TOTIMPORTED								

Sampling at SIUs Discharging to Treatment Plant 1  
between 01-JAN-12 and 31-DEC-12

Report run on: February 25, 2013 2:11 PM

Page 21

Facility	Pmt	Name	Conn	Principle Process	Pmt Include	Parmcode	City Samples	Self Samples
11-0534	02-A	UT; City of San Diego - Storm Water Dept	220			FLOWMETER READ 1		12
						FLOWMETER READ 2		12
11-0539	02-A	UT; G & M Oil Company	100	Groundwater	L	BNZ(W/OAGG)	5	6
						BTEX	5	6
						COD	5	11
						FLASH	5	6
						FLOW RATE MAX		11
						FLOW RATE MIN		11
						FLOW		12
						TOTIMPORTED		
						FLOWMETER READ 1		12
						FLOWMETER READ 2		12
						REPORT RPT		11
12-0038	04-A	RJ Donovan Correctional Facility	100	Prison Sewer Main	L	TSS	5	11
						COD	12	6
						OIL/GREASE	6	6
						PH	6	6
						SILVER CERT		2
12-0065	03-C	Emerald Textiles LLC	110	Commercial Laundry	L	TSS	12	6
						COD	4	4
						FLOW		12
						FLOW MAX		12
						OIL/GREASE	4	4
						PH	4	4
						TSS	4	4
12-0144	03-A	AP Precision Metals	110	Metal Coating (Iron Phosphating)	F	CADMIUM	4	4
						CHROMIUM	4	4
						COPPER	4	4
						CYANIDE(T)	4	4
						FLOW		4
						LEAD	4	4
						NICKEL	4	4
						PH	4	4
						SILVER	4	4
						TTO CERT		4

Sampling at SIUs Discharging to Treatment Plant 1  
between 01-JAN-12 and 31-DEC-12

Report run on: February 25, 2013 2:11 PM

Page 22

<b>Facility</b>	<b>Pmt</b>	<b>Name</b>	<b>Conn</b>	<b>Principle Process</b>	<b>Pmt Include</b>	<b>Parmcode</b>	<b>City Samples</b>	<b>Self Samples</b>
12-0144	03-A	AP Precision Metals	110			TTO(413+433)-P	1	
						ZINC	4	4
12-0154	03-A	Heinz Frozen Foods	110	Food Manufacturing	L	CHROMIUM	4	4
						COD	11	12
						FLOW		12
						FLOW MAX		12
						FLOW		12
						TOTIMPORTED		
						FLOWMETER READ	10	12
						1		
						FLOWMETER READ	10	12
						2		
						OIL/GREASE	21	12
						PH	22	12
						PH HIGHEST		
						PH LOWEST		
						TDS	11	
						TEMP	11	12
						TSS	11	12
12-0202	02-A	Spec-Built Systems Inc	110	Iron Phosphating	F	CADMIUM	1	4
						CHROMIUM	1	4
						COPPER	1	4
						CYANIDE(T)	1	4
						FLOW		4
						LEAD	1	4
						NICKEL	1	4
						PH	1	3
						SILVER	1	4
						TTO CERT		4
						TTO(413+433)-P	1	
						ZINC	1	4
12-0220	02-A	Circle Foods LLC	110	Food manufacturing	L	COD	11	12
						FLOW		12
						FLOW MAX		
						OIL/GREASE	21	12
						PH	22	12
						PH HIGHEST		
						PH LOWEST		
						TEMP	22	12

Sampling at SIUs Discharging to Treatment Plant 1  
between 01-JAN-12 and 31-DEC-12

Report run on: February 25, 2013 2:11 PM

Page 23

<b>Facility</b>	<b>Pmt</b>	<b>Name</b>	<b>Conn</b>	<b>Principle Process</b>	<b>Pmt Include</b>	<b>Parmcode</b>	<b>City Samples</b>	<b>Self Samples</b>
12-0220	02-A	Circle Foods LLC	110			TSS	11	12
12-0244	01-C	Harcon Precision Metals Inc	110	Chemical conversion coating & water Jet	F	CADMIUM	2	1
						CHROMIUM	2	1
						COD	2	1
						COPPER	2	1
						CYANIDE(T)	2	1
						FLOW		2
						FLOW MAX		2
						LEAD	2	1
						NICKEL	2	1
						PH	2	1
						PH HIGHEST	2	
						PH LOWEST	2	
						SILVER	2	1
						TSS	2	1
						TTO CERT		2
						TTO(413+433)-P	1	
						ZINC	2	1
13-0115	04-B	Doncasters GCE Industries	200	Bldg 2 Lateral, 1887 Nirvana Av	L	ZERODISCHRG CERT		4
			300	Bldg 3 Lateral, 757 Main St	L			
			330	Dye Pen / Vibra Clean	F	CADMIUM	4	4
						CHROMIUM	4	4
						COPPER	4	4
						CYANIDE(T)	4	4
						FLOW		4
						FLOW MAX		4
						LEAD	4	4
						NICKEL	4	4
						PH	4	4
						PH HIGHEST	2	
						PH LOWEST	2	
						SILVER	4	4
						TTO CERT		4
						TTO(413+433)-P	1	
						ZINC	4	4
			410	Dye Pen / Water Jet Cutting	F	CADMIUM	4	4
						CHROMIUM	4	4
						COPPER	4	4

Sampling at SIUs Discharging to Treatment Plant 1  
between 01-JAN-12 and 31-DEC-12

Report run on: February 25, 2013 2:11 PM

Page 24

<b>Facility</b>	<b>Pmt</b>	<b>Name</b>	<b>Conn</b>	<b>Principle Process</b>	<b>Pmt Include</b>	<b>Parmcode</b>	<b>City Samples</b>	<b>Self Samples</b>						
13-0115	04-B	Doncasters GCE Industries	410			CYANIDE(T)	4	4						
						FLOW		4						
						FLOW MAX		4						
						LEAD	4	4						
						NICKEL	4	4						
						PH	4	4						
						PH HIGHEST	2							
						PH LOWEST	2							
						SILVER	4	4						
						TTO CERT		4						
						TTO(413+433)-P	1							
						ZINC	4	4						
						13-0161	04-A	Rohr Inc dba Goodrich Aerostructures	210	Tumble / Hydro Test / Cool	F	CADMIUM	4	4
												CHROMIUM	4	4
COD		4												
COPPER	4	4												
CYANIDE(T)	4	4												
FLOW		4												
FLOW MAX		4												
LEAD	4	4												
NICKEL	4	4												
PH	4	4												
PH HIGHEST	1													
PH LOWEST	1													
SILVER	4	4												
TSS		4												
TTO CERT		4												
TTO(413+433)-P	1													
ZINC	4	4												
250		Metal Finishing & Stormwater			F				CADMIUM	4	4			
									CHROMIUM	4	4			
									COD		4			
									COPPER	4	4			
						CYANIDE(T)	4	4						
						FLOW		4						
						FLOW MAX		4						
FLOW		4												
TOTIMPORTED														
LEAD	4	4												

Sampling at SIUs Discharging to Treatment Plant 1  
between 01-JAN-12 and 31-DEC-12

Report run on: February 25, 2013 2:11 PM

Page 25

<b>Facility</b>	<b>Pmt</b>	<b>Name</b>	<b>Conn</b>	<b>Principle Process</b>	<b>Pmt Include</b>	<b>Parmcode</b>	<b>City Samples</b>	<b>Self Samples</b>
13-0161	04-A	Rohr Inc dba Goodrich Aerostructures	250			NICKEL	4	4
						PH	4	4
						PH HIGHEST	1	
						PH LOWEST	1	
						SILVER	4	4
						TSS		4
						TTO CERT		4
						TTO(413+433)-P	1	
						ZINC	4	4
						13-0303	04-A	UT; World Oil Marketing Company
FLOW		4						
TSS		4						
13-0303	04-A	UT; World Oil Marketing Company	100	Groundwater remediation	L	BNZ(W/OAGG)		
						BTEX		
						COD		
						FLASH		
						FLOW RATE MAX		
						FLOW RATE MIN		
						FLOW		12
						TOTIMPORTED		
						FLOWMETER READ		12
						1		
						FLOWMETER READ		12
						2		
						REPORT RPT		
						TSS		
13-0454	04-A	UT; Innovative Environmental Solutions	100	GW remediation: gas w/FP	L	BNZ(W/OAGG)	2	6
						BTEX	2	6
						COD	2	12
						FLASH	2	6
						FLOW RATE MAX		12
						FLOW RATE MIN		12
						FLOW		12
						TOTIMPORTED		
						FLOWMETER READ		12
						1		
						FLOWMETER READ		12
						2		
						REPORT RPT		12



Sampling at SIUs Discharging to Treatment Plant 1  
between 01-JAN-12 and 31-DEC-12

Report run on: February 25, 2013 2:11 PM

Page 26

Facility	Pmt	Name	Conn	Principle Process	Pmt Include	Parmcode	City Samples	Self Samples
13-0454	04-A	UT; Innovative Environmental Solutions	100			TSS	2	12
13-0466	02-A	UT; Ami Adini & Associates Inc	100	Groundwater remediation	L	BNZ(W/OAGG) BTEX COD FLASH FLOW RATE MAX FLOW RATE MIN FLOW TOTIMPORTED FLOWMETER READ 1 FLOWMETER READ 2 REPORT RPT TSS		12 12 12 4
14-0034	04-A	Hotel Del Coronado	110	Commercial laundry	L	FLOW FLOW MAX OIL/GREASE PH PH HIGHEST PH LOWEST	4 4 4 4	4 3 4 4
16-0033	04-A	Garvin Industries	110	Cleaning/Fe Phosphating	F	CADMIUM CHROMIUM COPPER CYANIDE(T) FLOW LEAD NICKEL PH SILVER TTO CERT TTO(413+433)-P ZINC	4 4 4 3 4 4 4 4 4 1 4	4 4 4 4 4 4 4 4 4 4 4
16-0343	03-A	Vision Systems Inc	110	Etch / Chemfilm	F	CADMIUM CHROMIUM COPPER FLOW LEAD	4 4 4 4 4	11 11 11 4 11

Sampling at SIUs Discharging to Treatment Plant 1  
between 01-JAN-12 and 31-DEC-12

Report run on: February 25, 2013 2:11 PM

Page 27

<b>Facility</b>	<b>Pmt</b>	<b>Name</b>	<b>Conn</b>	<b>Principle Process</b>	<b>Pmt Include</b>	<b>Parmcode</b>	<b>City Samples</b>	<b>Self Samples</b>						
16-0343	03-A	Vision Systems Inc	110			NICKEL	4	11						
						PH	4	11						
						SILVER	4	11						
						TTO CERT		4						
						TTO(413+433)-P	1							
						ZINC	4	11						
						111	Chemfilm	F	CYANIDE(A)	4	11			
						16-0348	03-A	Veridium Inc	110	Metal Fab/Clean	F	FLOW		4
												CADMIUM	7	5
												CHROMIUM	7	5
COPPER	7	5												
CYANIDE(T)	4	5												
FLOW		4												
FLOW MAX		4												
LEAD	7	5												
NICKEL	7	5												
PH	7	5												
16-0520	04-A	GKN Aerospace Chem-tronics Inc	110	Chem Mill, Caustic Clean	F	PH HIGHEST	4							
						PH LOWEST	4							
						SILVER	7	5						
						TTO CERT		4						
						TTO(413+433)-P	1							
						ZINC	7	5						
						120	X-ray Processing	L	SILVER CERT		2			
						110	Chem Mill, Caustic Clean	F	CADMIUM	4	4			
						CHROMIUM	4	4						
						COPPER	4	4						
						CYANIDE(T)	4	4						
						FLOW		4						
						FLOW MAX		4						
						LEAD	4	4						
						NICKEL	4	4						
						PH	4	4						
						PH HIGHEST	4							
						PH LOWEST	4							
						SILVER	4	4						
						TTO CERT		4						
TTO(413+433)-P	1													
ZINC	4	4												

Sampling at SIUs Discharging to Treatment Plant 1  
between 01-JAN-12 and 31-DEC-12

Report run on: February 25, 2013 2:11 PM

Page 28

<b>Facility</b>	<b>Pmt</b>	<b>Name</b>	<b>Conn</b>	<b>Principle Process</b>	<b>Pmt Include</b>	<b>Parmcode</b>	<b>City Samples</b>	<b>Self Samples</b>							
16-0520	04-A	GKN Aerospace Chem-tronics Inc	210	Clean, Dye Pen, Tumble	F	CADMIUM	4	4							
						CHROMIUM	4	4							
						COPPER	4	4							
						CYANIDE(T)	4	4							
						FLOW		4							
						FLOW MAX		4							
						LEAD	4	4							
						NICKEL	4	4							
						PH	4	4							
						PH HIGHEST	4								
						PH LOWEST	4								
						SILVER	4	4							
						TTO CERT		4							
						TTO(413+433)-P	1								
						ZINC	4	4							
			410	Chembrite	F			CADMIUM	4	4					
								CHROMIUM	4	4					
								COPPER	4	4					
								CYANIDE(T)	4	4					
								FLOW		4					
								FLOW MAX		4					
								LEAD	4	4					
								NICKEL	4	4					
								PH	4	4					
								PH HIGHEST	4						
								PH LOWEST	4						
								SILVER	4	4					
								TTO CERT		4					
								TTO(413+433)-P	1						
								ZINC	4	4					
								420	Steam Cleaning	F			CADMIUM	4	4
													CHROMIUM	4	4
													COPPER	4	4
CYANIDE(T)	4	4													
FLOW		4													
FLOW MAX		4													
LEAD	4	4													
NICKEL	4	4													
SILVER	4	4													

Sampling at SIUs Discharging to Treatment Plant 1  
between 01-JAN-12 and 31-DEC-12

Report run on: February 25, 2013 2:11 PM

Page 29

Facility	Pmt	Name	Conn	Principle Process	Pmt Include	Parmcode	City Samples	Self Samples			
16-0520	04-A	GKN Aerospace Chem-tronics Inc	420			TTO CERT		4			
						TTO(413+433)-P	1				
						ZINC	4	4			
				430	X-Ray Processing		L	SILVER CERT		2	
				450	Bldg 5 Steam Clean, Dye Pen		F	CADMIUM	4	4	
								CHROMIUM	4	4	
								COPPER	4	4	
								CYANIDE(T)	4	4	
								FLOW		4	
								FLOW MAX		4	
								LEAD	4	4	
								NICKEL	4	4	
								SILVER	4	4	
								TTO CERT		4	
								TTO(413+433)-P	1		
								ZINC	4	4	
					460	Dye Penetrant Test		F	CADMIUM	4	4
									CHROMIUM	4	4
									COPPER	4	4
									CYANIDE(T)	4	4
									FLOW		4
									FLOW MAX		4
									LEAD	4	4
									NICKEL	4	4
									SILVER	4	4
									TTO CERT		4
									TTO(413+433)-P	1	
									ZINC	4	4
					510	Bldg 8 Dye Pen		F	CADMIUM	4	4
									CHROMIUM	4	4
									COPPER	4	4
									CYANIDE(T)	4	4
									FLOW		4
						FLOW MAX		4			
						LEAD	4	4			
						NICKEL	4	4			
						SILVER	4	4			
						TTO CERT		4			
						TTO(413+433)-P	1				

Sampling at SIUs Discharging to Treatment Plant 1  
between 01-JAN-12 and 31-DEC-12

Report run on: February 25, 2013 2:11 PM

Page 30

Facility	Pmt	Name	Conn	Principle Process	Pmt Include	Parmcode	City Samples	Self Samples			
16-0520	04-A	GKN Aerospace Chem-tronics Inc	510	Alodining	L	ZINC	4	4			
						ZERODISCHRG		4			
						CERT					
			620	Bldg9 Water Jet Cutting	F			CADMIUM	4	4	
								CHROMIUM	4	4	
								COPPER	4	4	
								CYANIDE(T)	4	4	
								FLOW		4	
								FLOW MAX		4	
								LEAD	4	4	
								NICKEL	4	4	
								SILVER	4	4	
								TTO CERT		4	
								TTO(413+433)-P	1		
								ZINC	4	4	
16-0529	04-A	Triumph Fabrications - San Diego	100	Building Lateral	L	SILVER CERT		2			
						110	Metal Finishing	F	CADMIUM	7	4
						CHROMIUM			7	4	
						COPPER	7	4			
						CYANIDE(T)	7	4			
						FLOW		4			
						FLOW MAX		4			
						LEAD	7	4			
						NICKEL	7	4			
						PH	7	4			
						SILVER	7	4			
						TTO CERT		4			
						TTO(413+433)-P	1				
						ZINC	7	4			
						130	Plaster Mold / Pan Wash	L			
160	Dye Pen (FPI #2,#3)	F	CADMIUM	4	4						
	CHROMIUM	4									4
	COPPER	4									4
	CYANIDE(T)	4									4
	FLOW										4
	FLOW MAX										4
	LEAD	4									4
NICKEL	4	4									
SILVER	4	4									

Sampling at SIUs Discharging to Treatment Plant 1  
between 01-JAN-12 and 31-DEC-12

Report run on: February 25, 2013 2:11 PM

Page 31

<b>Facility</b>	<b>Pmt</b>	<b>Name</b>	<b>Conn</b>	<b>Principle Process</b>	<b>Pmt Include</b>	<b>Parmcode</b>	<b>City Samples</b>	<b>Self Samples</b>			
16-0529	04-A	Triumph Fabrications - San Diego	160			TTO CERT		4			
						TTO(413+433)-P	1				
						ZINC	4	4			
						170	Dye Pen (FPI#1)	F	CADMIUM	4	4
									CHROMIUM	4	4
									COPPER	4	4
									CYANIDE(T)	4	4
									FLOW		4
									FLOW MAX		4
									LEAD	4	4
									NICKEL	4	4
									SILVER	4	4
									TTO CERT		4
						TTO(413+433)-P	1				
						ZINC	4	4			
16-0727	03-A	UT; Thrifty Oil Company # 420	100	Groundwater remediation	L	BNZ(W/OAGG)	4	4			
						BTEX	4	4			
						COD	4	12			
						FLASH	4	4			
						FLOW RATE MAX		12			
						FLOW RATE MIN		12			
						FLOW		12			
						TOTIMPORTED					
						FLOWMETER READ		12			
						1					
						FLOWMETER READ		12			
						2					
						TSS	4	12			
						BNZ(W/OAGG)	5	5			
						BTEX	5	5			
COD	5	10									
FLASH	5	5									
FLOW RATE MAX		10									
FLOW RATE MIN		10									
FLOW		12									
TOTIMPORTED											
FLOWMETER READ		12									
1											
FLOWMETER READ		12									
16-0743	01-A	UT; Hargrave Environmental Consulting Inc	100	Groundwater Remediation	L	TSS	4	12			
						BNZ(W/OAGG)	5	5			
						BTEX	5	5			
						COD	5	10			
						FLASH	5	5			
						FLOW RATE MAX		10			
						FLOW RATE MIN		10			
						FLOW		12			
						TOTIMPORTED					
						FLOWMETER READ		12			
						1					
						FLOWMETER READ		12			

Sampling at SIUs Discharging to Treatment Plant 1  
between 01-JAN-12 and 31-DEC-12

Report run on: February 25, 2013 2:11 PM

Page 32

Facility	Pmt	Name	Conn	Principle Process	Pmt Include	Parmcode	City Samples	Self Samples
16-0743	01-A	UT; Hargrave Environmental Consulting Inc	100			REPORT RPT		9
						TSS	4	10
17-0013	02-A	UT; Thrifty Oil Company # 416	100	GW remediation: gas w/FP	L	BNZ(W/OAGG)	2	4
						BTEX	2	4
						COD	2	4
						FLASH	2	4
						FLOW RATE MAX		4
						FLOW RATE MIN		4
						FLOW		12
						TOTIMPORTED		
						FLOWMETER READ 1		12
						FLOWMETER READ 2		12
						REPORT RPT		4
						TSS	2	4
19-0313	03-A	UT; Thrifty Oil Company # 110	100	GW remediation: gasoline	L	BNZ(W/OAGG)	5	6
						BTEX	5	6
						COD	5	12
						FLASH	5	6
						FLOW RATE MAX		12
						FLOW RATE MIN		12
						FLOW		12
						TOTIMPORTED		
						FLOWMETER READ 1		12
						FLOWMETER READ 2		12
						REPORT RPT		12
						TSS	5	12
20-0043	05-A	Hallmark Circuits Inc	110	PC Board Manufacturing	F	CADMIUM	3	4
						CHROMIUM	3	4
						COPPER	3	4
						FLOW		4
						LEAD	3	4
						NICKEL	3	4
						PH	3	4
						PH HIGHEST	3	
						PH LOWEST	3	

Sampling at SIUs Discharging to Treatment Plant 1  
between 01-JAN-12 and 31-DEC-12

Report run on: February 25, 2013 2:11 PM

Page 33

<b>Facility</b>	<b>Pmt</b>	<b>Name</b>	<b>Conn</b>	<b>Principle Process</b>	<b>Pmt Include</b>	<b>Parmcode</b>	<b>City Samples</b>	<b>Self Samples</b>						
20-0043	05-A	Hallmark Circuits Inc	110			SILVER	3	4						
						TTO CERT		4						
						TTO(413+433)-P	1							
						ZINC	3	4						
						111	Gold Tab Plating	F	CYANIDE(A)	2	3			
									CYANIDE(T)	2				
						112	Immersion Gold Plating and Tip	F	FLOW		4			
									CYANIDE(T)	4	4			
						20-0108	04-A	Valley Metals	110	Metal Forming/Finishing	F	FLOW		4
												AMMONIA	10	4
CADMIUM	13	4												
CHROMIUM	13	4												
COPPER	13	4												
CYANIDE(T)	10	4												
FLOW		4												
FLUORIDE	10	4												
LEAD	13	4												
NICKEL	13	4												
PH	13	4												
PH HIGHEST	6													
PH LOWEST	6													
PRODUCTION RPT		4												
SILVER	13	4												
TTO CERT		4												
TTO(413+433)-P	1													
ZINC	13	4												
20-0109	04-A	L & T Precision Sheet Metal	120	X-ray Processing	L							SILVER CERT		4
												100	Sewer Lateral	L
						CERT								
						120	Silkscreen Cleaning	F	CADMIUM	5	4			
									CHROMIUM	5	4			
									COPPER	5	4			
									CYANIDE(T)	5	4			
									FLOW		4			
									LEAD	5	4			
									NICKEL	5	4			
SILVER	5	4												
TTO CERT		4												
TTO(413+433)-P	1													



Sampling at SIUs Discharging to Treatment Plant 1  
between 01-JAN-12 and 31-DEC-12

Report run on: February 25, 2013 2:11 PM

Page 34

<b>Facility</b>	<b>Pmt</b>	<b>Name</b>	<b>Conn</b>	<b>Principle Process</b>	<b>Pmt Include</b>	<b>Parmcode</b>	<b>City Samples</b>	<b>Self Samples</b>
20-0109	04-A	L & T Precision Sheet Metal	120			ZINC	5	4
20-0122	03-A	K-Tube Corporation	110	Pressure Washing	F	CADMIUM	4	4
						CHROMIUM	4	4
						COPPER	4	4
						CYANIDE(T)	4	4
						FLOW		4
						LEAD	4	4
						NICKEL	4	4
						PH	4	4
						PH HIGHEST	4	
						PH LOWEST	4	
						SILVER	4	4
						TTO CERT		4
						TTO(413+433)-P	1	
			120	Tube Manufacturing	F	ZINC	4	4
						CADMIUM	4	4
						CHROMIUM	4	4
						COPPER	4	4
						CYANIDE(T)	4	4
						FLOW		4
						LEAD	4	4
						NICKEL	4	4
						PH	3	4
						PH HIGHEST	3	
						PH LOWEST	3	
						SILVER	4	4
						TTO CERT		4
						TTO(413+433)-P	1	
						ZINC	4	4
21-0248	04-A	Creative Metal Industries	110	Silkscreen Cleaning	F	CADMIUM	7	5
						CHROMIUM	7	5
						COPPER	7	5
						CYANIDE(T)	3	5
						LEAD	7	5
						NICKEL	7	5
						SILVER	7	5
						TTO CERT		5
						TTO(413+433)-P	1	
						ZINC	7	5

Sampling at SIUs Discharging to Treatment Plant 1  
between 01-JAN-12 and 31-DEC-12

Report run on: February 25, 2013 2:11 PM

Page 35

Facility	Pmt	Name	Conn	Principle Process	Pmt Include	Parmcode	City Samples	Self Samples
21-0248	04-A	Creative Metal Industries	120	Etching & Coating (Zero Discharge)	L	ZERODISCHRG CERT		2
21-0252	04-A	Compucraft Industries Inc	100	Zero discharge Cr wastewater	L	ZERODISCHRG CERT		2
			110	Metalfinishing	F	CADMIUM	4	4
						CHROMIUM	4	4
						COPPER	4	4
						CYANIDE(T)	4	4
						FLOW		3
						FLOW MAX		3
						LEAD	4	4
						NICKEL	4	4
						PH	4	4
						PH HIGHEST	1	
						PH LOWEST	1	
						SILVER	4	4
						TTO CERT		4
						TTO(413+433)-P	1	
						ZINC	4	4
			120	Fabrication/Machining	F	CADMIUM	4	4
						CHROMIUM	4	4
						COPPER	4	4
						CYANIDE(T)	4	4
						FLOW		4
						FLOW MAX		4
						LEAD	4	4
						NICKEL	4	4
						PH	4	4
						PH HIGHEST	1	
						PH LOWEST	1	
						SILVER	4	4
						TTO CERT		4
						TTO(413+433)-P	1	
						ZINC	4	4
21-0302	03-A	UT; Thrifty Oil Company # 113	100	GW Remediation: gas w/FP	L	BNZ(W/OAGG)	6	6
						BTEX	6	6
						COD	6	12
						FLASH	6	6
						FLOW RATE MAX		12

Sampling at SIUs Discharging to Treatment Plant 1  
between 01-JAN-12 and 31-DEC-12

Report run on: February 25, 2013 2:11 PM

Page 36

Facility	Pmt	Name	Conn	Principle Process	Pmt Include	Parmcode	City Samples	Self Samples						
21-0302	03-A	UT; Thrifty Oil Company # 113	100			FLOW RATE MIN		12						
						FLOW		12						
						TOTIMPORTED								
						FLOWMETER READ		12						
						1								
						FLOWMETER READ		12						
						2								
22-0039	06-A	CRH California Water Inc dba Culligan San Diego	210	Softener Regen	L	REPORT RPT		12						
						TSS	6	12						
33-0044	02-A	Coating Services Group LLC	110	MF assoc process rinses	F	FLOW		4						
						FLOW MAX		2						
						CADMIUM	3	5						
						CHROMIUM	3	5						
						COPPER	3	5						
						CYANIDE(T)	3	5						
						FLOW		4						
						FLOW MAX		4						
						LEAD	3	5						
						NICKEL	3	5						
						SILVER	3	5						
						TTO CERT		4						
						TTO(413+433)-P	1							
						ZINC	3	5						
34-0070	02-A	Golden State Metal Finishing	110	Treated MF Rinses	F	CADMIUM	4	4						
						CHROMIUM	4	4						
						COPPER	4	4						
						CYANIDE(T)	4	4						
						FLOW		4						
						LEAD	4	4						
						NICKEL	4	4						
						PH	4	4						
						SILVER	4	4						
						TTO CERT		4						
						TTO(413+433)-P	1							
						ZINC	4	4						
						36-0001	01-B	Otay Mesa Energy Center LLC	120	Ni Seal / Black Dye / Chemfilm	L	ZERODISCHRG		2
												CERT		
36-0001	01-B	Otay Mesa Energy Center LLC	110	WetSac blowdown + OWS	F	CHROMIUM	4	4						
						COD	4	4						

Sampling at SIUs Discharging to Treatment Plant 1  
between 01-JAN-12 and 31-DEC-12

Report run on: February 25, 2013 2:11 PM

Page 37

<i>Facility</i>	<i>Pmt</i>	<i>Name</i>	<i>Conn</i>	<i>Principle Process</i>	<i>Pmt Include</i>	<i>Parmcode</i>	<i>City Samples</i>	<i>Self Samples</i>			
36-0001	01-B	Otay Mesa Energy Center LLC	110			FLOW		4			
						FLOW MAX		1			
						OIL/GREASE	4	4			
						PH	4	4			
						PH HIGHEST					
						PH LOWEST					
						TDS	4	4			
						TSS	4	4			
						ZINC	4	4			
						120	PCB zero discharge	F	ZERODISCHRG		4
						140	Turbine washing	F	CERT		
									COPPER		
									FLOW		1
									FLOW MAX		

78

## TTO Sampling at SIUs discharging to Treatment Plant 1 between 01-Jan-12 and 31-Dec-12

Report run on: February 25, 2013 2:05 PM

Page 1

<b>Facility</b>	<b>Pmt</b>	<b>Name</b>	<b>Conn</b>	<b>Principle Process</b>	<b>Batch</b>	<b>City TTO Samples</b>	<b>Self TTO Samples</b>	<b>Self Certification</b>
02-0485	03-A	Quantum Design Inc	110	Cleaning/Etching	N	1		4
02-0505	04-A	Curtis Technology Inc	100	Chem Milling		1		4
03-0115	05-A	ATK Space Systems	410	Abrasive Jet Machining		1		4
03-0717	05-A	Action Powder Coating LLC	110	Coating / cleaning		1		4
03-0722	05-A	Polese Company Inc	110	Metal Finishing / Surface Treatment		1		4
03-0920	04-A	A to Z Metal Finishing	110	Metal Finishing	Y	1		4
03-1017	02-A	Anocote Metal Finishing	110	Etch, anodize, cleaning rinses	Y	1		4
05-0985	03-D	Pacific Gas Turbine Center	130	FPI testing	N	1	1	4
05-0997	04-A	TTM Printed Circuit Group Inc	220	PCB Manufacturing		1		4
06-0026	05-A	Cubic Defense Applications Inc	150	wave soldering		1		4
			160	deburring / cleaning / silkscreening		1		4
			170	testing		1		2
06-0058	05-A	Kyocera America Inc	130	Ni plating, cleaning		1		6
			140	Alk soap clean, SCA Dicing, Flip Chip	N	1		6
06-0267	05-A	Hamilton Sundstrand Power Systems	110	Metal Cleaning / Etching		1		4
08-0018	04-A	USN:Naval Base Coronado - NASNI	120	IWTP @ NASNI		1		
			140	Engine Test Cell Cleaning		1	3	4
			150	Oil Recovery Plant		1		
			160	Hydrostatic testing		1	3	4
			180	Pump/valve/hose testing				4
			190	Aircraft Test Pad Cleaning	N	1	1	4
11-0024	05-A	Southern California Plating Company Inc	110	Anodize/chromate/phosphate		1		4
11-0051	05-A	General Dynamics NASSCO	310	WWTF Effluent	N	1		4
11-0272	04-A	Major Scientific Industries	110	PCB Manufacturing	Y	1		4
11-0334	06-A	KC Graphix	110	Silkscreening	N	1		4
12-0144	03-A	AP Precision Metals	110	Metal Coating (Iron Phosphating)	N	1		4
12-0202	02-A	Spec-Built Systems Inc	110	Iron Phosphating	N	1		4
12-0244	01-C	Harcon Precision Metals Inc	110	Chemical conversion coating & water Jet	N	1		2
13-0115	04-B	Doncasters GCE Industries	330	Dye Pen / Vibra Clean	N	1		4
			410	Dye Pen / Water Jet Cutting	N	1		4
13-0161	04-A	Rohr Inc dba Goodrich Aerostructures	210	Tumble / Hydro Test / Cool		1		4
			250	Metal Finishing & Stormwater	N	1		4
16-0033	04-A	Garvin Industries	110	Cleaning/Fe Phosphating	Y	1		4
16-0209	04-A	Chromalloy San Diego	220	Dye penetrant testing	N			

## TTO Sampling at SIUs discharging to Treatment Plant 1 between 01-Jan-12 and 31-Dec-12

Report run on: February 25, 2013 2:05 PM

Page 2

<b>Facility</b>	<b>Pmt</b>	<b>Name</b>	<b>Conn</b>	<b>Principle Process</b>	<b>Batch</b>	<b>City TTO Samples</b>	<b>Self TTO Samples</b>	<b>Self Certification</b>
16-0343	03-A	Vision Systems Inc	110	Etch / Chemfilm	Y	1		4
16-0348	03-A	Veridiam Inc	110	Metal Fab/Clean		1		4
16-0520	04-A	GKN Aerospace Chem-tronics Inc	110	Chem Mill, Caustic Clean	N	1		4
			210	Clean, Dye Pen, Tumble		1		4
			410	Chembrite		1		4
			420	Steam Cleaning		1		4
			450	Bldg 5 Steam Clean, Dye Pen	N	1		4
			460	Dye Penetrant Test		1		4
			510	Bldg 8 Dye Pen		1		4
			620	Bldg9 Water Jet Cutting	N	1		4
16-0529	04-A	Triumph Fabrications - San Diego	110	Metal Finishing	Y	1		4
			160	Dye Pen (FPI #2,#3)	N	1		4
			170	Dye Pen (FPI #1)	N	1		4
20-0043	05-A	Hallmark Circuits Inc	110	PC Board Manufacturing		1		4
20-0108	04-A	Valley Metals	110	Metal Forming/Finishing		1		4
20-0109	04-A	L & T Precision Sheet Metal	120	Silkscreen Cleaning	N	1		4
20-0122	03-A	K-Tube Corporation	110	Pressure Washing	N	1		4
			120	Tube Manufacturing	N	1		4
21-0248	03-A	Creative Metal Industries	110	Silkscreen Cleaning	N	1		5
21-0252	04-A	Compucraft Industries Inc	110	Metalfinishing	N	1		4
			120	Fabrication/Machining	N	1		4
33-0044	02-A	Coating Services Group LLC	110	MF assoc process rinses	Y	1		4
34-0070	02-A	Golden State Metal Finishing	110	Treated MF Rinses	N	1		4

PARMNAME	PARMCODE	PROTOCOL	MDL	UNITS
1,1,1-Trichloroethane	111-3CLETH	EPA624	2.28	ug/L
1,1,2,2-Tetrachloroethane	1122-4CLET	EPA624	1.36	ug/L
1,1,2-Trichloroethane	112-3CLETH	EPA624	1.59	ug/L
1,1-Dichloroethane	11-2CLETH	EPA624	1.84	ug/L
1,1-Dichloroethene	11-2CLETHE	EPA624	2.58	ug/L
1,12-Benzoperylene (benzo(ghi)perylene)	BGHIP	EPA625	5.22	ug/L
1,2,4-Trichlorobenzene	124-3CLBNZ	EPA625	11.1	ug/L
1,2,5,6-Dibenzanthracene (dibenzo(a,h)anthrac)	2BANTH	EPA625	7.66	ug/L
1,2-Benzanthracene (benzo(a)anthracene)	BAA	EPA625	5.2	ug/L
1,2-Dichloroethane	12-2CLETHA	EPA624	1.57	ug/L
1,2-Dichloropropane	12-2CLPROP	EPA624	1.84	ug/L
1,2-Diphenylhydrazine	12-2PHENHYDRA	EPA625	8.45	ug/L
1,2-Trans-dichloroethene	T12-2CLETHE	EPA624	2.43	ug/L
1,3-Dichlorobenzene	13-2CLBNZ	EPA624	2.43	ug/L
1,4-Dichlorobenzene	14-2CLBNZ	EPA624	2.25	ug/L
11,12-Benzofluoranthene (benzo(k)fluoranthene)	BKF	EPA625	7.9	ug/L
2,4,6-Trichlorophenol	246-3CLPHENOL	EPA625	8.87	ug/L
2,4-Dichlorophenol	24-2CLPHN	EPA625	9.32	ug/L
2,4-Dimethylphenol	24-2MPHN	EPA625	11	ug/L
2,4-Dinitrophenol	24-2NPHN	EPA625	8.98	ug/L
2,4-Dinitrotoluene	24-2NTOL	EPA625	6	ug/L
2,6-Dinitrotoluene	26-2NTOL	EPA625	6.97	ug/L
2-Chloroethyl vinyl ether	2CLETHYLVINYL	EPA624	1.66	ug/L
2-Chloronaphthalene	2-CLNAPTH	EPA625	7.64	ug/L
2-Chlorophenol	2-CLPHN	EPA625	5	ug/L
2-Nitrophenol	2-NPHN	EPA625	9.22	ug/L
3,3-Dichlorobenzidine	33-2CLBZID	EPA625	9.99	ug/L
3,4-Benzofluoranthene (benzo(b)fluoranthene)	BBF	EPA625	6.98	ug/L
4,4'-DDD (p,p-TDE)	44-DDD	EPA608	.017	ug/L
4,4'-DDE (p,p-DDX)	44-DDE	EPA608	.047	ug/L
4,4'-DDT	44-DDT (W/OAGG)		.017	ug/L
4,6-Dinitro-o-cresol	2M46-2NPHN	EPA625	9.6	ug/L
4-Bromophenyl phenyl ether	4-BPPE	EPA625	6.04	ug/L
4-Chlorophenyl phenyl ether	4-CLPHPHE	EPA625	4.99	ug/L
4-Nitrophenol	4-NPHN	EPA625	4.9	ug/L
Acenaphthene	ACENAPE	EPA625	5.45	ug/L
Acenaphthylene	ACENAPTYLE	EPA625	8.34	ug/L
Acetone - 40CFR136.3 Table 1F	ACETONE:P-O	EPA1666	5	ug/L
Aldrin	ALDRIN	EPA608	.022	ug/L
Alpha-BHC (BHC=hexachloro-cyclohexane)	6CL-CHX-A	EPA608	.024	ug/L
Alpha-endosulfan	ENDOSLFN-A	EPA608	.025	ug/L
Aluminum, Total	ALUMINUM	EPA200.8	.02	mg/L
			.036	mg/L
Ammonia (as nitrogen)	AMMONIA	SM4500-NH3-D	.3	mg/L
Anthracene	ANTHRACENE	EPA625	7.16	ug/L
Antimony, Total	ANTIMONY	EPA200.8	.004	mg/L
Arsenic, Total	ARSENIC	EPA200.8	.004	mg/L
Beginning Meter Read and Date	FLOWMETER READ 1	FLOW		gals
Benzene	BNZ (W/OAGG)		2.04	ug/L
Benzidine	BZID	EPA625	6.17	ug/L
Benzo(a)pyrene (3,4-benzopyrene)	BAP	EPA625	7.69	ug/L
Beryllium, Total	BERYLLIUM	EPA200.8	.005	mg/L
Beta-BHC	6CL-CHX-B	EPA608	.03	ug/L
Beta-endosulfan	ENDOSLFN-B	EPA608	.024	ug/L
Bis(2-chloroethoxy) methane	BCEOM	EPA625	10.4	ug/L
Bis(2-chloroethyl) ether	B2CLEETHER	EPA625	6.41	ug/L
Bis(2-chloroisopropyl) ether	B2CIE	EPA625	8.93	ug/L
Bis(2-ethylhexyl) phthalate	B2ETHXPHTH	EPA625	7.87	ug/L
Boron, Total	BORON	EPA200.8	.14	mg/L
Bromoform (tribromomethane)	BROMOFORM	EPA624	1.65	ug/L
Butyl benzyl phthalate	BUTBNZ PHT	EPA625	7.53	ug/L
Cadmium, Total	CADMIUM	EPA200.7	.009	mg/L
			.045	mg/L
			.004	mg/L
Carbon tetrachloride (tetrachloromethane)	CARBON TET	EPA624	2.47	ug/L
Chemical Oxygen Demand	COD	COD_HACH8000	10	mg/L
			20	mg/L
			40	mg/L
			400	mg/L
				mg/L
Chemical Oxygen Demand, Soluble	COD SOLUBLE	COD_HACH8000	20	mg/L
				mg/L
Chlordane	CHLORDANE	EPA608	.5	ug/L
Chloride, Total	CHLORIDE	SM4500CLB		mg/L
Chlorobenzene	CLBNZ	EPA624	2.3	ug/L
Chlorodibromomethane (dibromochloromethane)	2BRCLMETH	EPA624	1.59	ug/L
Chloroethane	ETHYL CL	EPA624	2.23	ug/L

PARMNAME	PARMCODE	PROTOCOL	MDL	UNITS
Chloroform (trichloromethane)	CHLOROFORM	EPA624	1.88	ug/L
Chromium, Total	CHROMIUM	EPA200.7	.009	mg/L
		EPA200.8	.045	mg/L
Chrysene	CHRYSENE	EPA625	.014	mg/L
Combustibles, in air	COMBUSTIBLES-AIR	AIR	4.04	ug/L
Copper, Total	COPPER	EPA200.7	.006	mg/L
		EPA200.8	.03	mg/L
		EPA200.8	.006	mg/L
Cyanide, Amenable	CYANIDE(A)	SM4500-CN-G	.002	mg/L
Cyanide, Total	CYANIDE(T)	SM4500-CN-G	.002	mg/L
Delta-BHC	6CL-CHX-D	EPA608	.03	ug/L
Di-n-butyl phthalate	DINBP	EPA625	5.89	ug/L
Di-n-octyl phthalate	2NOCTP	EPA625	9.17	ug/L
Dichlorobromomethane (bromodichloromethane)	BR2CLMETH	EPA624	1.78	ug/L
Dieldrin	DIELDRIN	EPA608	.012	ug/L
Diethyl phthalate	DEP	EPA625	4.66	ug/L
Dimethyl phthalate	DIMP	EPA625	4.64	ug/L
Ending Meter Read and Date	FLOWMETER READ 2	FLOW		gals
Endosulfan sulfate	ENDOSLFN-S	EPA608	.022	ug/L
Endrin	ENDRIN	EPA608	.025	ug/L
Endrin aldehyde	ENDRIN-ALD	EPA608	.025	ug/L
Ethylbenzene	ETHYL BNZ	EPA624	2.61	ug/L
Flash Point-Instantaneous	FLASH	ASTME502		DegF
Flow/calendar day thru Connection	FLOW (MGD)			MGD
Fluoranthene	FLUORANTHN	EPA625	4.68	ug/L
Fluorene	FLUORENE	EPA625	4.04	ug/L
Fluoride, Total	FLUORIDE	SM4500-F-C	.14	mg/L
				mg/L
Gamma-BHC (Lindane)	6CL-CHX-G	EPA608	.024	ug/L
Gross Alpha Radioactivity	RADIOACTA	EPA900		pCi/L
Gross Beta Radioactivity	RADIOACTB	EPA900		pCi/L
Heptachlor	HEPTACHLOR	EPA608	.017	ug/L
Heptachlor epoxide	HEPCL EPOX	EPA608	.025	ug/L
Hexachlorobenzene	6CLBNZ	EPA625	6.89	ug/L
Hexachlorobutadiene	6CLBUTAD	EPA625	9.17	ug/L
Hexachloroethane	6CLETH	EPA625	5.27	ug/L
Hydrogen sulfide, in air	H2S-AIR	AIR		ppm
Indeno(1,2,3-cd)pyrene (2,3-o-phenylene pyrene)	ICDP	EPA625	7.7	ug/L
Industry Sump Maintenance	INDSUMP	SUMP		Grade
Iron, Total	IRON	EPA200.7	.02	mg/L
		EPA200.8	.08	mg/L
Isophorone	ISOPHORONE	EPA625	6	ug/L
Isopropyl acetate - 40CFR136.3 Table 1F	ISOP ACETATE:P-O	EPA1666	1	ug/L
Lead, Total	LEAD	EPA200.7	.025	mg/L
			.125	mg/L
		EPA200.8	.008	mg/L
Manganese, Total	MANGANESE	EPA200.7	.006	mg/L
		EPA200.8	.01	mg/L
Mercury, Total	MERCURY	EPA200.8	.002	mg/L
Methyl bromide (bromomethane)	BRMETHANE	EPA624	1.98	ug/L
Methyl chloride (chloromethane)	CLMETHANE	EPA624	1.89	ug/L
Methylene chloride (dichloromethane)	METHYLE CL	EPA624	1.46	ug/L
Methylene chloride - 40CFR136.3 Table 1F	METHYLE CL:P-O	EPA1666	10	ug/L
Molybdenum, Total	MOLYBDENUM	EPA200.7	.015	mg/L
		EPA200.8	.004	mg/L
N-nitrosodi-n-propylamine	NNDNPRA	EPA625	8.67	ug/L
N-nitrosodimethylamine	NNDMA	EPA625	5.4	ug/L
N-nitrosodiphenylamine	NNP	EPA625	5.01	ug/L
Naphthalene	NAPHTHALENE	EPA625	7.47	ug/L
Nickel, Total	NICKEL	EPA200.7	.006	mg/L
			.012	mg/L
			.03	mg/L
			.06	mg/L
		EPA200.8	.006	mg/L
Nitrate	NITRATE	EPA300	.007	mg/L
			.05	mg/L
Nitrite	NITRITE	EPA300	.004	mg/L
			.05	mg/L
Nitrobenzene	NBNZ	EPA625	7.92	ug/L
Oil and grease, SGT-HEM	PETROLEUM HC	EPA1664-A	1.4	mg/L
Oil and grease, Total	OIL/GREASE		1.4	mg/L
Oxygen, in air	OXYGEN-AIR	AIR		Percent
P-chloro-m-cresol (4-chloro-3-methyl-phenol)	4-CL3-MPHN	EPA625	7.16	ug/L
PCB-1016 (Arochlor 1016)	PCB 1016	EPA608	.5	ug/L
PCB-1221 (Arochlor 1221)	PCB 1221	EPA608	.5	ug/L
PCB-1232 (Arochlor 1232)	PCB 1232	EPA608	.5	ug/L



Analytical Methods Used by the IWLab in 2012

PARMNAME	PARMCODE	PROTOCOL	MDL	UNITS
PCB-1242 (Arochlor 1242)	PCB 1242	EPA608	.5	ug/L
PCB-1248 (Arochlor 1248)	PCB 1248	EPA608	.5	ug/L
PCB-1254 (Arochlor 1254)	PCB 1254	EPA608	.5	ug/L
PCB-1260 (Arochlor 1260)	PCB 1260	EPA608	.5	ug/L
Pentachlorophenol	5CLPHN	EPA625	2.73	ug/L
Phenanthrene	PHENATHRN	EPA625	4.76	ug/L
Phenol	PHENOL	EPA625	2.43	ug/L
	PHENOL (W/OAGG)		2.43	ug/L
Pyrene	PYRENE	EPA625	4.86	ug/L
Radiator Sump Maintenance	RADSUMP	SUMP		Grade
Selenium, Total	SELENIUM	EPA200.8	.006	mg/L
Silver, Total	SILVER	EPA200.7	.006	mg/L
		EPA200.8	.03	mg/L
		EPA200.8	.006	mg/L
Sodium, Total	SODIUM	EPA200.8	.06	mg/L
Solids, Total Dissolved	TDS	SM2540-C	9.75	mg/L
Solids, Total Suspended	TSS	SM2540-D	5	mg/L
Solids, Total Suspended - modified 1/10 dil	TSS 1/10 DIL	SM2540-D	5	mg/L
				mg/L
Specific Conductance	CONDUCT	EPA120.1		umhos/cm
Specific Conductance-Composite	CONDUCT-COMP	EPA120.1		umhos/cm
Sulfides, Dissolved	SULFIDE DISSOLVD	EPA376.2		mg/L
Temperature-Instantaneous	TEMP	SM2550-B		DegC
Tetrachloroethene (PCE)	4CLETHE	EPA624	2.85	ug/L
Thallium, Total	THALLIUM	EPA200.8	.006	mg/L
Toluene	TOLUENE	EPA624	2.31	ug/L
Toxaphene	TOXAPHENE	EPA608	.5	ug/L
Trichloroethylene (trichloroethene) (TCE)	3CLETHE	EPA624	2.47	ug/L
Trichlorofluoromethane	3CLFLMETH	EPA624	2.77	ug/L
Vinyl chloride (chloroethylene)	VINYL CL	EPA624	2.31	ug/L
Xylene (meta, para)	XYLENE (M+P)	EPA624	1.36	ug/L
Zinc, Total	ZINC	EPA200.7	.006	mg/L
		EPA200.8	.03	mg/L
		EPA200.8	.008	mg/L
cis-1,3-Dichloropropene	C13-2CLPRE	EPA624	1.57	ug/L
pH-Instantaneous	PH	SM4500-H+B		pH
pH-highest value	PH HIGHEST	SM4500-H+B		pH
pH-lowest value	PH LOWEST	EPA150.1		pH
trans-1,3-Dichloropropene	T13-2CLPRE	EPA624	1.61	ug/L

193 rows selected.

## **CHAPTER 5 - INDUSTRIAL POLLUTANT DISCHARGES**

### **5.1 INTRODUCTION**

This section presents the results of influent and effluent monitoring for industrial pollutants for 2012 as well as historical influent and effluent data. The data demonstrates that there has been a steady decline in industrial pollutants discharged to the Metropolitan Sewerage System over the past 30 years. Since 1982, when the pretreatment program received EPA approval, the total influent metal loadings have declined by more than 63%, and the total effluent metal loadings have declined by 88%. This is particularly significant since the Metro service region has undergone substantial growth and development during the same time period, resulting in a 19% increase in wastewater flows to the system. During the same time period, there has been a 94% decrease in total heavy metals discharged by industry.

### **5.2 PT LOMA Influent / Effluent Metals Trends**

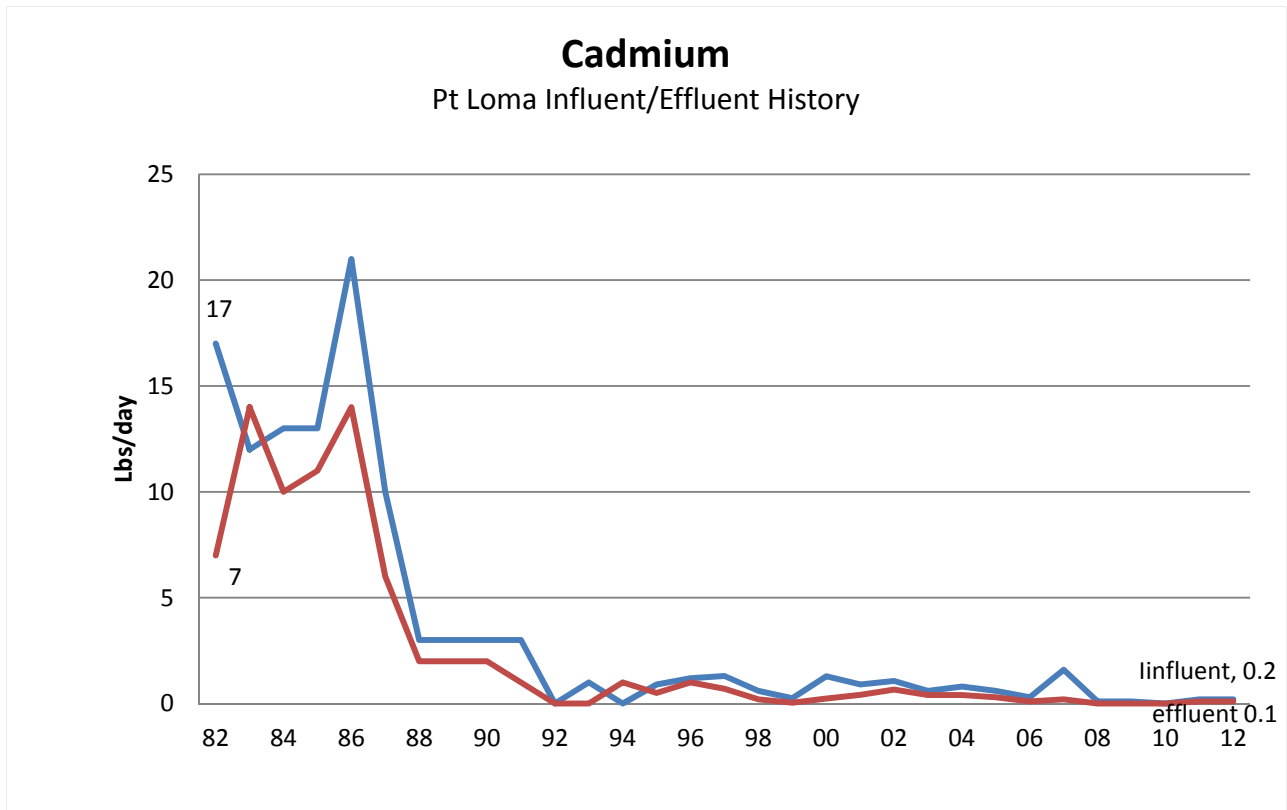
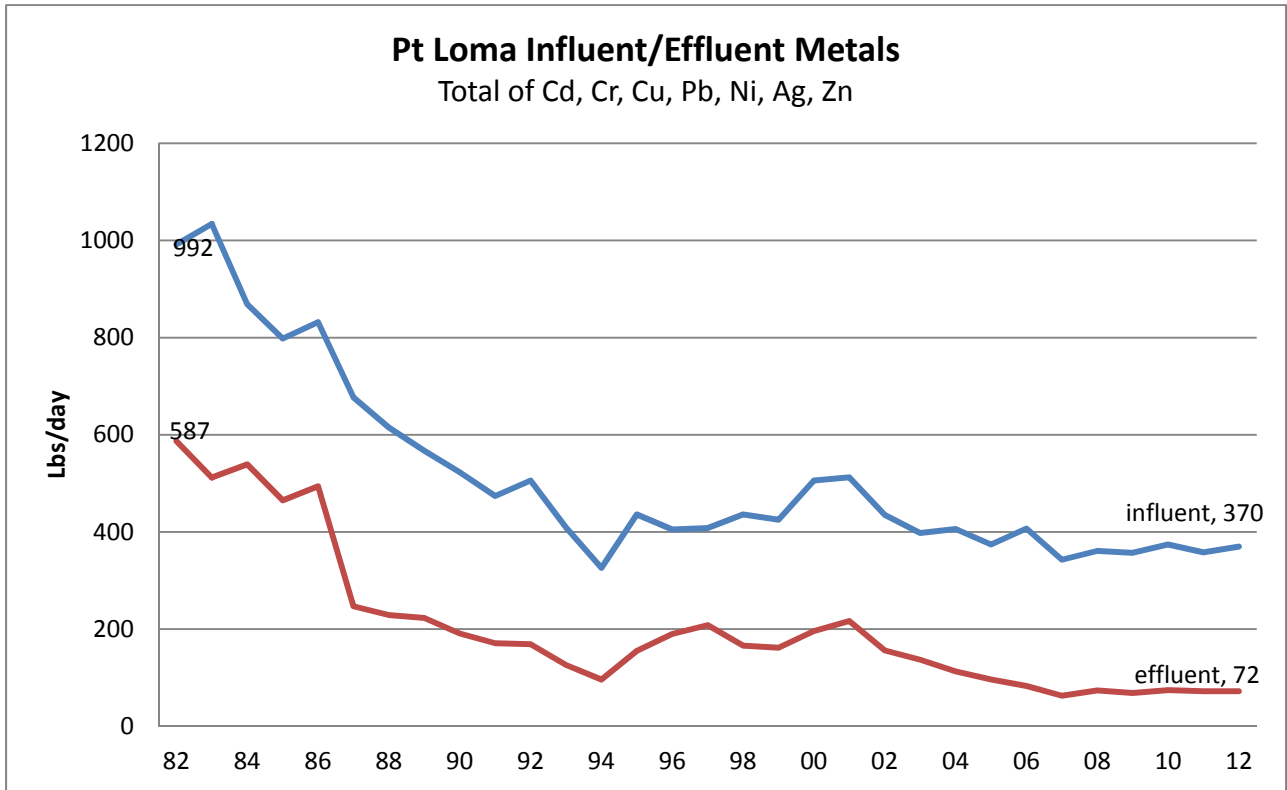
Figure 5.2-1 presents the long-term trends in influent and effluent metals loadings at the Point Loma Wastewater Treatment Plant.

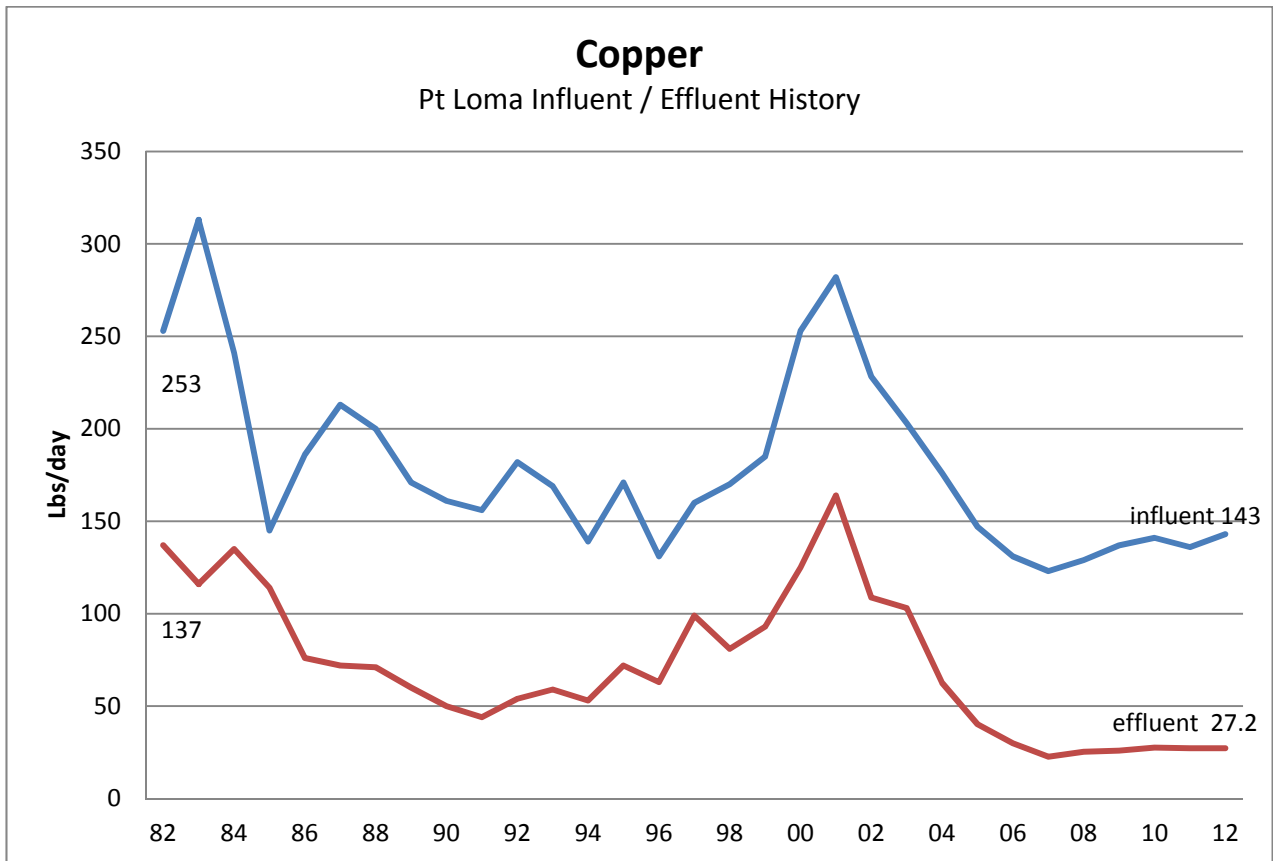
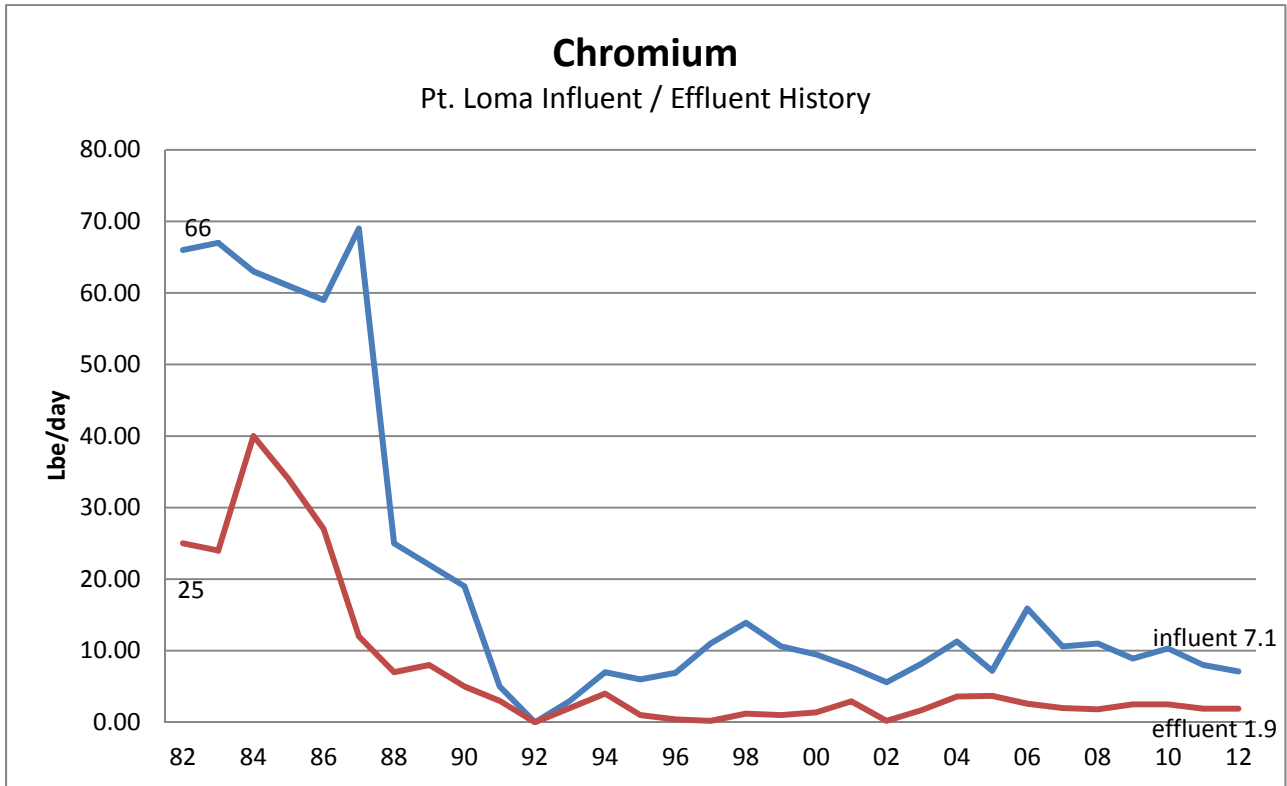
Figures 5.2-2 through 5.2-8 are graphs of individual constituent metals in the treatment plant influent and effluent over the period of 1982 through 2012. The constituents presented are cadmium, chromium, copper, lead, nickel, silver, and zinc.

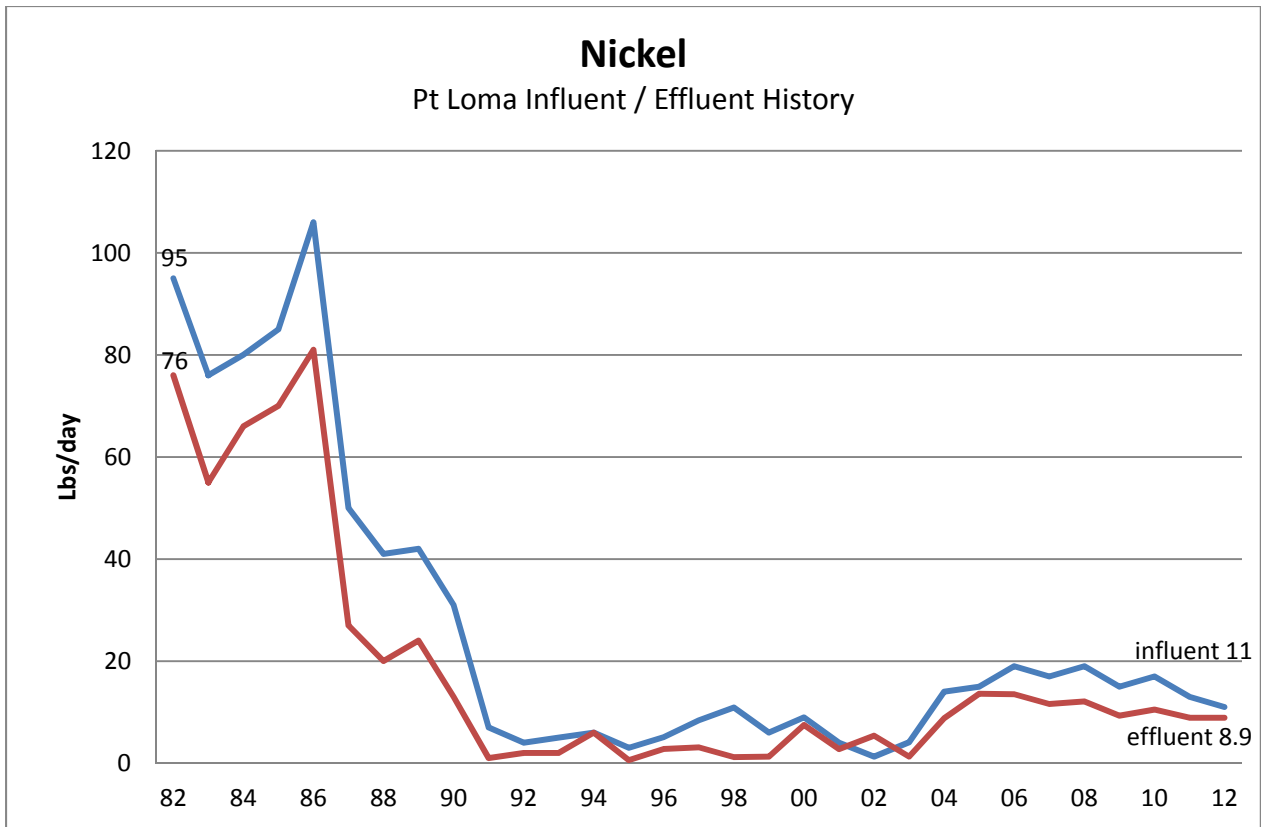
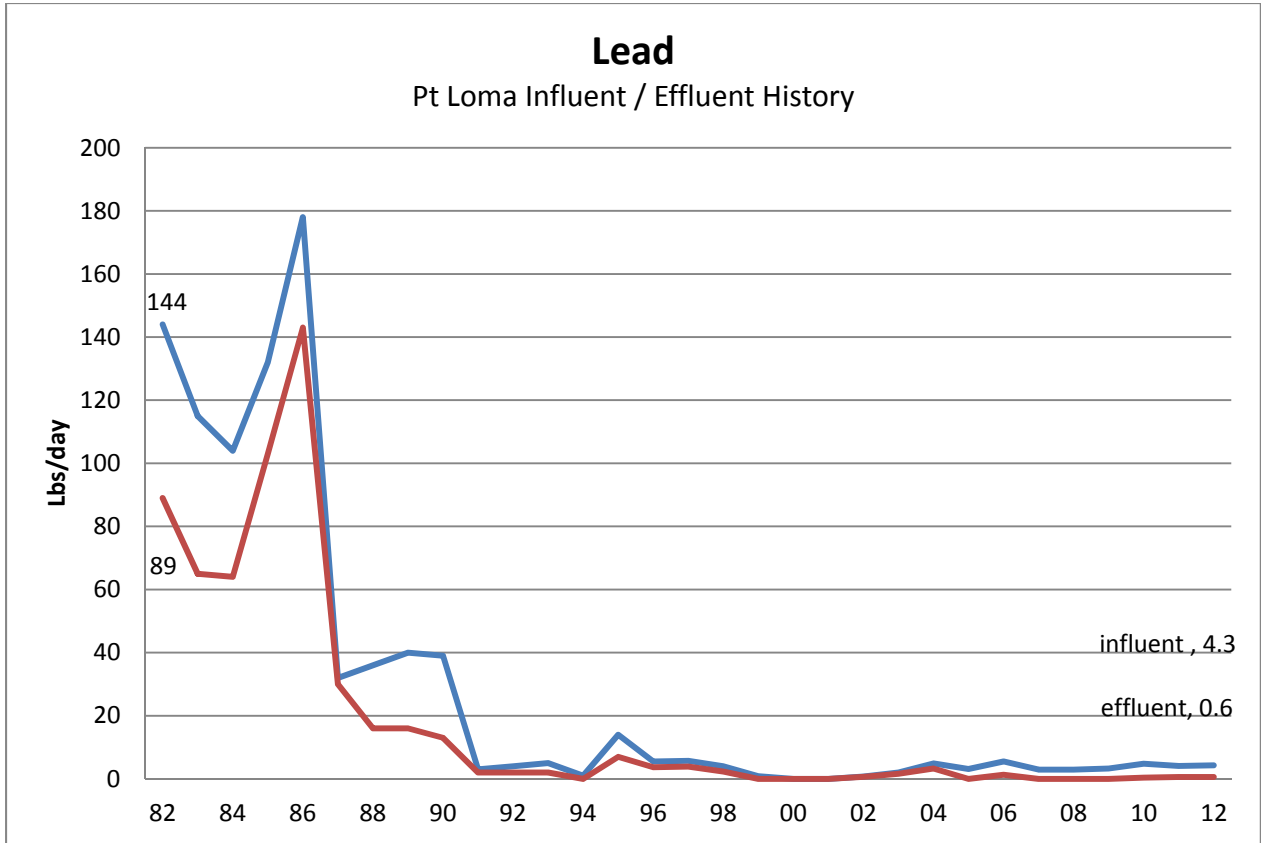
Enforcement of Pretreatment Standards and implementation of Source Control Programs have effectively reduced pollutant loadings at the plant headworks, ensuring that there are no incidents of pass-through or interference attributed to industrial discharges at the Point Loma facility, the receiving waters are protected, and the plant's biosolids qualify for maximum beneficial use.

### **5.3 POINT LOMA TREATMENT PLANT MONITORING FOR 2012**

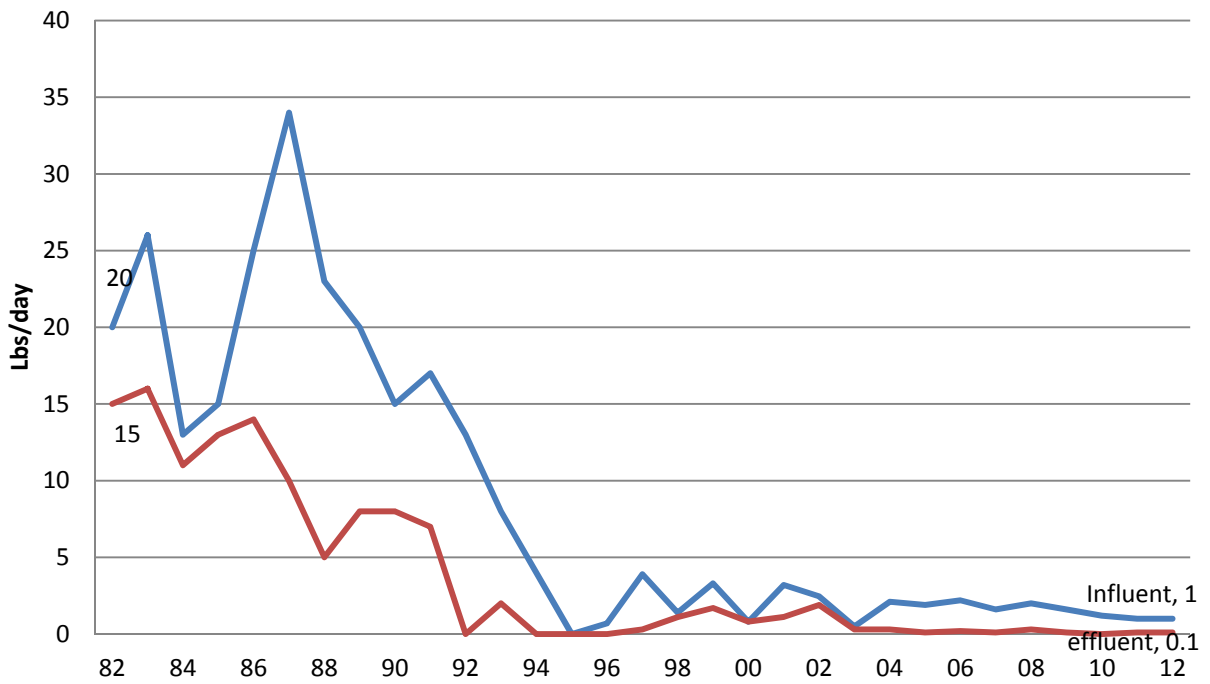
During 2012, the Point Loma Treatment Plant did not experience any upset, interference, or pass through incidents attributable to non-domestic users of the Metropolitan Sewerage system. A summary of the influent and effluent average metals loadings for the Point Loma Treatment Plant for 2012 is presented on pages 5-6, Tables 5.3-1 and 5.3-2. For monthly averaging purposes in these tables and graphs, “less than” and “not detected” values were treated as zero when all values for a given month were < MDL; however, when one or more values were >MDL, “less than” and “not detected” values were treated as ½ the MDL.



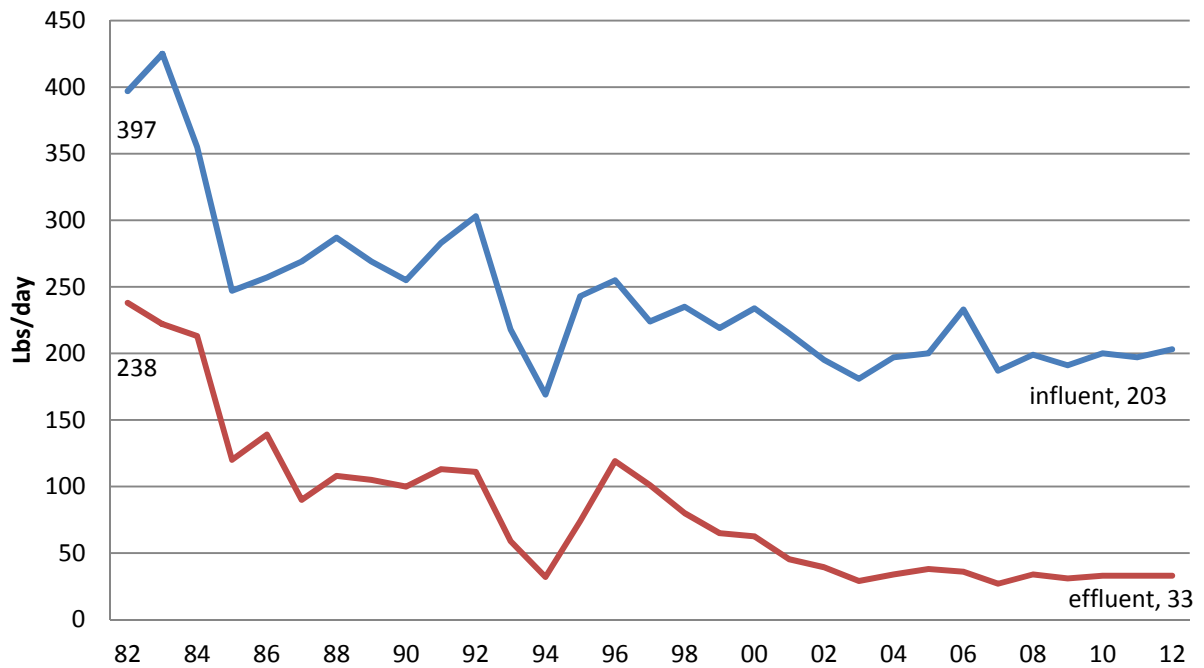




## Silver Pt Loma Influent / Effluent History



## Zinc Pt Loma Influent / Effluent History



**TABLE 5.3-1  
POINT LOMA WWTP INFLUENT HEAVY METALS  
Average Concentration and Loadings for 2012**

Month	Flow MGD	Cd ug/L	Cr ug/L	Cu ug/L	Pb ug/L	Ni ug/L	Ag ug/L	Zn ug/L
MDL(ug/L)		0.53	1.2	0.63	2	0.53	0.40	0.41
Jan	153.9	0.0	6.1	90.5	2	8.2	0.7	140
Feb	149.6	0.0	5.9	79.5	2.8	6.4	0.45	127
Mar	152.8	0.0	5.3	88.0	2.3	7.9	0.72	138
Apr	152.2	0.0	6.4	87.0	2.96	7.5	0.46	151
May	147.2	0.0	7.0	122.0	3.95	9.3	1.26	177
Jun	143.6	0.5	7.4	178.0	4	12.1	0.73	174
Jul	144.1	0.4	5.8	189.0	8.0	10.7	1.2	220
Aug	143.1	0.0	5.5	115.0	4	9.0	0.8	169
Sep	142.4	0.0	3.0	97.0	2.5	8.0	0.55	150
Oct	144.7	0.7	5.8	123.0	3.2	10.4	0.9	185
Nov	149.3	0.0	6.2	105.0	3	10.5	0.9	186
Dec	152.3	0.6	4.4	115.0	2.8	10.1	1.3	162
Avg Flow	147.9							
Avg ug/L		0.2	5.7	116	3.5	9	0.8	165
LBS/day		0.2	7.1	143	4.3	11	1.0	203
Total HM	370							
Total(-)Ag	369							

**TABLE 5.3-2  
POINT LOMA WWTP EFFLUENT HEAVY METALS  
Average Concentration and Loadings for 2012**

Month	Flow MGD	Cd ug/L	Cr ug/L	Cu ug/L	Pb ug/L	Ni ug/L	Ag ug/L	Zn ug/L
MDL(ug/L)		0.53	1.2	2	2	0.53	0.40	2.50
Jan	153.9	0.7	1.6	26	0.0	8.7	0.0	29
Feb	149.6	0.0	2.0	27.6	2.8	8.3	0.0	31
Mar	152.8	0.0	1.6	22.8	0.0	9.2	0.3	28
Apr	152.2	0.0	1.5	22.8	0.0	8.2	0.0	27
May	147.2	0.0	1.7	24.2	1.7	7.8	0.0	25
Jun	143.6	0.0	2.1	20.2	1.0	7.1	0.0	23
Jul	144.1	0.0	0.9	21.3	0.0	0.0	0.0	25
Aug	143.1	0.0	1.6	16.8	0.0	5.0	0.0	24
Sep	142.4	0.0	0.0	17.4	0.0	8.2	0.5	27
Oct	144.7	0.0	1.4	16.6	0.0	6.6	0.0	24
Nov	149.3	0.0	1.9	17	0.0	8.1	0.0	20
Dec	152.3	0.0	1.4	18.4	0.0	5.4	0.0	24
Avg Flow	147.9							
Avg ug/L		0.1	1.5	21	0.5	6.9	0.1	26
LBS/day		0.1	1.8	25.8	0.6	8.5	0.1	32
Total HM	68.4							
Total(-)Ag	68.3							

5.4

PT LOMA INFLUENT AND EFFLUENT ANALYTICAL RESULTS

The following pages summarize analytical results from representative flow-proportioned 24-hour composite sampling of the influent and effluent for those pollutants USEPA has identified under Section 307(a) of the CWA, which are known or suspected to be discharged by nondomestic users, and for non-priority pollutants. The data includes results of monthly full priority pollutant scans.

POINT LOMA WASTEWATER TREATMENT PLANT

Annual 2012

Biochemical Oxygen Demand Concentration  
(24-hour composite)

	Flow	Daily Influent Value (mg/L)	Daily Influent Value (lbs/Day)	Daily Effluent Value (mg/L)	Daily Effluent Value (lbs/Day)	Percent Removal BOD (%)
JANUARY -2012	153.9	297	381207	118	151456	60.3
FEBRUARY -2012	149.6	290	361823	114	142234	60.7
MARCH -2012	152.8	295	375934	115	146550	61.0
APRIL -2012	152.2	303	384612	117	148514	61.4
MAY -2012	147.2	316	387937	118	144862	62.7
JUNE -2012	143.6	328	392821	116	138924	64.6
JULY -2012	144.1	325	390583	122	146619	62.5
AUGUST -2012	143.1	319	380712	117	139634	63.3
SEPTEMBER-2012	142.4	298	353910	110	130638	63.1
OCTOBER -2012	144.7	293	353592	108	130334	63.1
NOVEMBER -2012	149.3	313	389736	124	154400	60.4
DECEMBER -2012	152.2	298	378266	115	145975	61.4
Average	147.9	306	377594	116	143345	62.0

Total Suspended Solids Concentration  
(24-hour composite)

	Flow	Daily Influent TSS (mg/L)	Daily Influent VSS (mg/L)	Percent VSS of TSS (%)	Daily Influent Value (lbs/Day)	Daily Effluent TSS (mg/L)	Daily Effluent VSS (mg/L)	Percent VSS of TSS (%)	Daily Effluent Value (lbs/Day)
JANUARY -2012	153.9	363	313	86.2	465920	46	36	78.3	59042
FEBRUARY -2012	149.6	354	300	84.7	441673	44	34	77.3	54897
MARCH -2012	152.8	351	304	86.6	447298	38	30	78.9	48425
APRIL -2012	152.2	375	326	86.9	476006	38	29	76.3	48235
MAY -2012	147.2	347	302	87.0	425994	34	27	79.4	41740
JUNE -2012	143.6	361	315	87.3	432342	32	25	78.1	38324
JULY -2012	144.1	394	343	87.1	473507	39	31	79.5	46870
AUGUST -2012	143.1	357	311	87.1	426063	36	29	80.6	42964
SEPTEMBER-2012	142.4	361	314	87.0	428729	36	29	80.6	42754
OCTOBER -2012	144.7	349	305	87.4	421173	34	26	76.5	41031
NOVEMBER -2012	149.3	326	288	88.3	405923	35	27	77.1	43581
DECEMBER -2012	152.2	311	268	86.2	394767	35	27	77.1	44427
Average	147.9	354	307		436616	37	29		46024



POINT LOMA WASTEWATER TREATMENT PLANT

2012 Annual

Effluent to Ocean Outfall  
(PLE)

Analyte Units	pH	Settleable Solids (ml/L)	Biochemical Oxygen Demand (mg/L)	Hexane Extractable Material (mg/L)	Temperature ( C )	Floating Particulates (mg/L)	Turbidity (NTU)
JANUARY -2012	7.29	0.4	118	13.9	23.2	ND	43
FEBRUARY -2012	7.31	0.4	114	13.7	23.2	ND	39
MARCH -2012	7.32	0.2	115	11.9	23.6	ND	37
APRIL -2012	7.28	0.2	117	10.0	23.8	ND	39
MAY -2012	7.29	0.1	118	10.1	24.8	ND	40
JUNE -2012	7.30	0.2	116	9.5	26.0	ND	44
JULY -2012	7.28	0.3	122	11.7	26.9	ND	51
AUGUST -2012	7.29	0.3	117	11.8	27.6	ND	53
SEPTEMBER-2012	7.28	0.3	110	9.3	28.1	ND	46
OCTOBER -2012	7.31	0.1	108	8.2	27.4	ND	39
NOVEMBER -2012	7.31	0.2	124	10.1	26.2	ND	39
DECEMBER -2012	7.29	0.2	115	12.7	24.9	ND	36
Average	7.30	0.2	116	11.1	25.5	ND	42

Influent to Plant  
(PLR)

Biochemical Settleable Analyte Units	Hexane Oxygen pH	Extractable Solids (ml/L)	Demand (mg/L)	Floating Material (mg/L)	Temperature ( C )	Particulates (mg/L)	Turbidity (NTU)
JANUARY -2012	7.42	14.3	297	40.2	22.9	<1.40	135
FEBRUARY -2012	7.47	13.8	290	42.3	22.9	<1.40	133
MARCH -2012	7.47	14.1	295	41.9	23.2	<1.40	136
APRIL -2012	7.44	15.7	303	40.3	23.6	<1.40	137
MAY -2012	7.44	19.7	316	47.6	24.5	<1.40	138
JUNE -2012	7.44	19.5	328	47.5	25.6	<1.40	142
JULY -2012	7.44	19.3	325	46.2	26.3	<1.40	141
AUGUST -2012	7.42	18.9	319	45.6	27.2	<1.40	136
SEPTEMBER-2012	7.38	18.7	298	42.2	27.6	<1.40	131
OCTOBER -2012	7.47	19.6	293	42.6	27.1	<1.40	137
NOVEMBER -2012	7.43	17.8	313	43.7	26.0	<1.40	133
DECEMBER -2012	7.44	15.6	298	42.6	24.5	<1.40	129
Average	7.44	17.3	306	43.6	25.1	<1.4	136

ND=not detected; NS=not sampled; NA=not analyzed.

Trace Metals  
(Limits shown are the 6-Month Median Maximum)

2012 Annual

Analyte:	Antimony	Antimony	Arsenic	Arsenic	Beryllium	Beryllium	Cadmium	Cadmium
MDL	2.9	2.9	.4	.4	.022	.022	.53	.53
Units	UG/L	UG/L	UG/L	UG/L	UG/L	UG/L	UG/L	UG/L
Source:	PLR	PLE	PLR	PLE	PLR	PLE	PLR	PLE
=====								
JANUARY -2012	ND	ND	0.9	0.6	ND	ND	ND	ND
FEBRUARY -2012	ND	ND	1.0	0.7	ND	ND	ND	ND
MARCH -2012	ND	ND	1.1	0.5	ND	ND	ND	ND
APRIL -2012	ND	ND	1.0	0.6	ND	ND	ND	ND
MAY -2012	ND	ND	0.5	<0.4	ND	ND	ND	<0.53
JUNE -2012	ND	ND	1.0	0.6	ND	ND	<0.53	ND
JULY -2012	ND	ND	1.3	0.9	ND	ND	ND	<0.53
AUGUST -2012	ND	ND	1.1	0.8	ND	ND	ND	ND
SEPTEMBER-2012	ND	ND	1.0	0.8	ND	ND	ND	ND
OCTOBER -2012	<2.9	ND	1.0	0.8	ND	ND	0.54	<0.53
NOVEMBER -2012	ND	ND	1.1	0.8	<0.022	ND	ND	ND
DECEMBER -2012	ND	ND	0.9	0.7	ND	ND	0.54	<0.53
=====								
AVERAGE	0.0	ND	1.0	0.7	0.00	ND	0.09	0.00

Analyte:	Chromium	Chromium	Copper	Copper	Iron	Iron	Lead	Lead
MDL	1.2	1.2	2	2	37	37	2	2
Units	UG/L	UG/L	UG/L	UG/L	UG/L	UG/L	UG/L	UG/L
Source:	PLR	PLE	PLR	PLE	PLR	PLE	PLR	PLE
=====								
JANUARY -2012	6.1	1.6	91	22	5800	2620	<2	ND
FEBRUARY -2012	5.9	1.6	80	19	5440	2440	2	<2
MARCH -2012	5.3	1.9	88	17	5100	2250	2	ND
APRIL -2012	6.4	2.0	87	22	7540	2960	3	ND
MAY -2012	7.0	2.1	122	17	7220	2440	4	ND
JUNE -2012	7.4	2.0	178	19	8110	2910	4	ND
JULY -2012	5.8	2.1	189	27	8760	2740	8	ND
AUGUST -2012	5.5	1.4	115	21	7360	2560	4	<2
SEPTEMBER-2012	3.0	ND	97	18	6280	2340	2	ND
OCTOBER -2012	5.8	1.7	123	21	7020	2410	3	<2
NOVEMBER -2012	6.2	2.2	105	14	9030	2750	3	<2
DECEMBER -2012	4.4	1.3	115	22	6990	2850	2	ND
=====								
AVERAGE	5.7	1.7	116	20	7054	2606	3	0

ND= not detected  
 NA= not analyzed  
 NS= not sampled

POINT LOMA WASTEWATER TREATMENT PLANT  
ANNUAL SEWAGE  
Trace Metals  
(Limits shown are the 6-Month Median Maximum)

2012 Annual

Analyte:	Nickel	Nickel	Selenium	Selenium	Silver	Silver	Thallium	Thallium
MDL	.53	.53	.28	.28	.4	.4	3.9	3.9
Units	UG/L	UG/L	UG/L	UG/L	UG/L	UG/L	UG/L	UG/L
Source:	PLR	PLE	PLR	PLE	PLR	PLE	PLR	PLE
=====	=====	=====	=====	=====	=====	=====	=====	=====
JANUARY -2012	8.2	5.2	0.82	0.72	0.7	ND	ND	<3.9
FEBRUARY -2012	6.4	4.0	1.25	0.91	0.4	ND	<3.9	<3.9
MARCH -2012	7.9	5.7	1.05	0.70	0.7	ND	ND	ND
APRIL -2012	7.5	5.9	1.02	0.64	0.4	ND	<3.9	ND
MAY -2012	9.3	6.5	1.19	0.68	1.3	ND	<3.9	<3.9
JUNE -2012	12.1	9.0	1.46	0.96	ND	ND	ND	ND
JULY -2012	10.7	6.7	1.66	1.02	1.2	ND	4.1	ND
AUGUST -2012	9.0	5.7	1.49	0.87	0.8	ND	ND	ND
SEPTEMBER-2012	8.0	7.3	1.49	0.97	0.5	ND	<3.9	<3.9
OCTOBER -2012	10.4	7.6	1.06	0.67	0.9	<0.4	ND	ND
NOVEMBER -2012	10.5	6.8	1.42	0.94	0.9	<0.4	<3.9	<3.9
DECEMBER -2012	10.1	6.8	1.02	0.70	1.3	<0.4	<3.9	ND
=====	=====	=====	=====	=====	=====	=====	=====	=====
AVERAGE	9.2	6.4	1.24	0.82	0.8	0.0	0.3	0.0

Analyte:	Zinc	Zinc	Mercury	Mercury
MDL	2.5	2.5	.5	.5
Units	UG/L	UG/L	NG/L	NG/L
Source:	PLR	PLE	PLR	PLE
=====	=====	=====	=====	=====
JANUARY -2012	140	28	381	8.9
FEBRUARY -2012	127	28	83	11.2
MARCH -2012	138	25	150	8.5
APRIL -2012	151	27	103	6.7
MAY -2012	177	21	160	7.4
JUNE -2012	174	29	92	5.8
JULY -2012	220	28	142	8.1
AUGUST -2012	169	31	92	4.6
SEPTEMBER-2012	150	23	116	6.2
OCTOBER -2012	185	26	142	5.7
NOVEMBER -2012	186	24	163	9.4
DECEMBER -2012	162	32	101	7.3
=====	=====	=====	=====	=====
AVERAGE	165	27	144	7.5

ND= not detected  
NA= not analyzed  
NS= not sampled

POINT LOMA WASTEWATER TREATMENT PLANT

Ammonia-Nitrogen and Total Cyanides  
(Limits shown are the 6-Month Median Maximum)

2012 Annual

Analyte:	Ammonia-N	Ammonia-N	Cyanides, Total	Cyanides, Total
MDL/Units	.3 MG/L	.3 MG/L	.002 MG/L	.002 MG/L
Source:	PLR	PLE	PLR	PLE
Limit:		123		0.200
=====	=====	=====	=====	=====
JANUARY -2012	35.1	34.6	<0.002	<0.002
FEBRUARY -2012	34.7	34.2	<0.002	<0.002
MARCH -2012	35.1	34.9	<0.002	<0.002
APRIL -2012	34.9	34.3	<0.002	<0.002
MAY -2012	37.2	36.1	ND	<0.002
JUNE -2012	36.5	35.6	<0.002	<0.002
JULY -2012	37.4	36.3	<0.002	<0.002
AUGUST -2012	36.9	36.0	<0.002	0.002
SEPTEMBER-2012	35.7	34.8	<0.002	0.003
OCTOBER -2012	40.0	34.8	0.002	0.003
NOVEMBER -2012	37.0	36.7	<0.002	0.002
DECEMBER -2012	35.7	34.1	<0.002	0.003
=====	=====	=====	=====	=====
Average:	36.4	35.2	0.0002	0.0012

Chlorine Residual, Total	
MDL/Units	.03 MG/L
Source:	PLE
Limit:	
=====	=====
JANUARY -2012	<0.030
FEBRUARY -2012	<0.030
MARCH -2012	0.037
APRIL -2012	<0.030
MAY -2012	<0.030
JUNE -2012	<0.030
JULY -2012	ND
AUGUST -2012	<0.030
SEPTEMBER-2012	<0.030
OCTOBER -2012	0.115
NOVEMBER -2012	0.031
DECEMBER -2012	0.070
=====	=====
Average:	0.021

ND= not detected  
NA= not analyzed  
NS= not sampled

POINT LOMA WASTEWATER TREATMENT PLANT

Radioactivity

2012 Annual

Analyzed by: TestAmerica Labs

Source	Month	Gross Alpha Radiation	Gross Beta Radiation
PLE	JANUARY -2012	-1.9±5.6	25.3±7.2
PLE	FEBRUARY -2012	2.5±1.6	33.5±6.2
PLE	MARCH -2012	4.3±6.9	34.7±8.0
PLE	APRIL -2012	2.2±4.2	25.2±5.4
PLE	MAY -2012	4.2±4.6	29.3±9.7
PLE	JUNE -2012	1.6±4.7	31.6±8.4
PLE	JULY -2012	0.5±5.5	31.4±7.2
PLE	AUGUST -2012	8.4±6.6	24.4±6.7
PLE	SEPTEMBER-2012	-0.2±6.4	28.4±7.4
PLE	OCTOBER -2012	0.6±5.2	29.2±5.6
PLE	NOVEMBER -2012	0.2±4.9	27.5±4.7
PLE	DECEMBER -2012	3.2±5.4	23.5±7.2
AVERAGE		2.1±5.1	28.7±7.0

Source	Month	Gross Alpha Radiation	Gross Beta Radiation
PLR	JANUARY -2012	2.4±6.8	31.0±7.1
PLR	FEBRUARY -2012	3.1±2.1	29.9±7.5
PLR	MARCH -2012	3.2±6.0	33.8±6.3
PLR	APRIL -2012	4.8±5.6	24.4±5.2
PLR	MAY -2012	2.6±6.5	30.0±9.9
PLR	JUNE -2012	4.2±5.6	33.2±7.8
PLR	JULY -2012	3.9±5.4	32.3±7.1
PLR	AUGUST -2012	2.0±4.5	30.4±8.3
PLR	SEPTEMBER-2012	2.6±5.2	32.2±6.8
PLR	OCTOBER -2012	2.8±5.2	30.7±5.6
PLR	NOVEMBER -2012	4.4±5.3	27.7±5.4
PLR	DECEMBER -2012	3.8±6.1	21.9±7.4
AVERAGE		3.3±5.3	29.8±7.0

ND= not detected  
 NA= not analyzed  
 NS= not sampled

Units in picocuries/liter (pCi/L)

POINT LOMA WASTEWATER TREATMENT PLANT  
SEWAGE ANNUAL - Chlorinated Pesticide Analysis

2012 Annual

Source			PLE	PLE	PLE	PLE	PLE	PLE	PLE	PLE
Month			JAN	FEB	MAR	APR	MAY	JUN	JUL	
Analyte	MDL	Units	Avg	Avg	Avg	Avg	Avg	Avg	Avg	Average
=====										
Aldrin	7	NG/L	ND	ND	ND	ND	ND	ND	ND	ND
Dieldrin	3	NG/L	ND	ND	ND	ND	ND	ND	ND	ND
BHC, Alpha isomer	7	NG/L	ND	ND	ND	ND	ND	ND	ND	ND
BHC, Beta isomer	3	NG/L	ND	ND	ND	ND	ND	ND	ND	ND
BHC, Gamma isomer	5	NG/L	ND	ND	ND	ND	ND	ND	ND	ND
BHC, Delta isomer	3	NG/L	ND	ND	ND	ND	ND	ND	ND	ND
p,p-DDD	3	NG/L	ND	ND	ND	ND	ND	ND	ND	ND
p,p-DDE	4	NG/L	ND	ND	ND	ND	ND	ND	ND	ND
p,p-DDT	8	NG/L	ND	ND	ND	ND	ND	ND	ND	ND
o,p-DDD	4	NG/L	ND	ND	ND	ND	ND	ND	ND	ND
o,p-DDE	5	NG/L	ND	ND	ND	ND	ND	ND	ND	ND
o,p-DDT	3	NG/L	ND	ND	ND	ND	ND	ND	ND	ND
Heptachlor	8	NG/L	ND	ND	ND	ND	ND	ND	ND	ND
Heptachlor epoxide	4	NG/L	ND	ND	ND	ND	ND	ND	ND	ND
Alpha (cis) Chlordane	3	NG/L	ND	ND	ND	ND	ND	ND	ND	ND
Gamma (trans) Chlordane	4	NG/L	ND	ND	ND	ND	ND	ND	ND	ND
Alpha Chlordene		NG/L	NA	NA	NA	NA	NA	NA	NA	NA
Gamma Chlordene		NG/L	NA	NA	NA	NA	NA	NA	NA	NA
Oxychlordane	6	NG/L	ND	ND	ND	ND	ND	ND	ND	ND
Trans Nonachlor	5	NG/L	ND	ND	ND	ND	ND	ND	ND	ND
Cis Nonachlor	3	NG/L	ND	ND	ND	ND	ND	ND	ND	ND
Alpha Endosulfan	4	NG/L	ND	ND	ND	ND	ND	ND	ND	ND
Beta Endosulfan	2	NG/L	ND	ND	ND	ND	ND	ND	ND	ND
Endosulfan Sulfate	6	NG/L	ND	ND	ND	ND	ND	ND	ND	ND
Endrin	2	NG/L	ND	ND	ND	ND	ND	ND	ND	ND
Endrin aldehyde	9	NG/L	ND	ND	ND	ND	ND	ND	ND	ND
Mirex	10	NG/L	ND	ND	ND	ND	ND	ND	ND	ND
Methoxychlor	10	NG/L	ND	ND	ND	ND	ND	ND	ND	ND
Toxaphene	330	NG/L	ND	ND	ND	ND	ND	ND	ND	ND
PCB 1016	4000	NG/L	ND	ND	ND	ND	ND	ND	ND	ND
PCB 1221	4000	NG/L	ND	ND	ND	ND	ND	ND	ND	ND
PCB 1232	360	NG/L	ND	ND	ND	ND	ND	ND	ND	ND
PCB 1242	4000	NG/L	ND	ND	ND	ND	ND	ND	ND	ND
PCB 1248	2000	NG/L	ND	ND	ND	ND	ND	ND	ND	ND
PCB 1254	2000	NG/L	ND	ND	ND	ND	ND	ND	ND	ND
PCB 1260	2000	NG/L	ND	ND	ND	ND	ND	ND	ND	ND
PCB 1262	930	NG/L	ND	ND	ND	ND	ND	ND	ND	ND
=====										
Aldrin + Dieldrin	7	NG/L	0	0	0	0	0	0	0	0
Hexachlorocyclohexanes	7	NG/L	0	0	0	0	0	0	0	0
DDT and derivatives	8	NG/L	0	0	0	0	0	0	0	0
Chlordane + related cmpds.	6	NG/L	0	0	0	0	0	0	0	0
Polychlorinated biphenyls	4000	NG/L	0	0	0	0	0	0	0	0
Endosulfans	6	NG/L	0	0	0	0	0	0	0	0
=====										
Heptachlors	8	NG/L	0	0	0	0	0	0	0	0
=====										
Chlorinated Hydrocarbons	4000	NG/L	0	0	0	0	0	0	0	0

nd=not detected; NS=not sampled; NA=not analyzed

POINT LOMA WASTEWATER TREATMENT PLANT  
SEWAGE ANNUAL - Chlorinated Pesticide Analysis

2012 Annual

Source			PLR	PLR	PLR	PLR	PLR	PLR	PLR	PLR
Month			JAN	FEB	MAR	APR	MAY	JUN	JUL	
Analyte	MDL	Units	Avg	Avg	Avg	Avg	Avg	Avg	Avg	Average
Aldrin	7	NG/L	ND	ND	ND	ND	ND	ND	ND	ND
Dieldrin	3	NG/L	ND	ND	ND	ND	ND	ND	ND	ND
BHC, Alpha isomer	7	NG/L	ND	ND	ND	ND	ND	ND	ND	ND
BHC, Beta isomer	3	NG/L	ND	ND	ND	ND	ND	ND	ND	ND
BHC, Gamma isomer	5	NG/L	ND	ND	ND	ND	ND	ND	ND	ND
BHC, Delta isomer	3	NG/L	ND	ND	ND	ND	ND	ND	ND	ND
p,p-DDD	3	NG/L	ND	ND	ND	ND	ND	ND	ND	ND
p,p-DDE	4	NG/L	ND	ND	ND	ND	ND	ND	ND	ND
p,p-DDT	8	NG/L	ND	ND	ND	ND	ND	ND	ND	ND
o,p-DDD	4	NG/L	ND	ND	ND	ND	ND	ND	ND	ND
o,p-DDE	5	NG/L	ND	ND	ND	ND	ND	ND	ND	ND
o,p-DDT	3	NG/L	ND	ND	ND	ND	ND	ND	ND	ND
Heptachlor	8	NG/L	ND	ND	ND	ND	ND	ND	ND	ND
Heptachlor epoxide	4	NG/L	ND	ND	ND	ND	ND	ND	ND	ND
Alpha (cis) Chlordane	3	NG/L	ND	ND	ND	ND	ND	ND	ND	ND
Gamma (trans) Chlordane	4	NG/L	ND	ND	ND	ND	ND	ND	ND	ND
Alpha Chlordene		NG/L	NA	NA	NA	NA	NA	NA	NA	NA
Gamma Chlordene		NG/L	NA	NA	NA	NA	NA	NA	NA	NA
Oxychlordane	6	NG/L	ND	ND	ND	ND	ND	ND	ND	ND
Trans Nonachlor	5	NG/L	ND	ND	ND	ND	ND	ND	ND	ND
Cis Nonachlor	3	NG/L	ND	ND	ND	ND	ND	ND	ND	ND
Alpha Endosulfan	4	NG/L	ND	ND	ND	ND	ND	ND	ND	ND
Beta Endosulfan	2	NG/L	ND	ND	ND	ND	ND	ND	ND	ND
Endosulfan Sulfate	6	NG/L	ND	ND	ND	ND	ND	ND	ND	ND
Endrin	2	NG/L	ND	ND	ND	ND	ND	ND	ND	ND
Endrin aldehyde	9	NG/L	ND	ND	ND	ND	ND	ND	ND	ND
Mirex	10	NG/L	ND	ND	ND	ND	ND	ND	ND	ND
Methoxychlor	10	NG/L	ND	ND	ND	ND	ND	ND	ND	ND
Toxaphene	330	NG/L	ND	ND	ND	ND	ND	ND	ND	ND
PCB 1016	4000	NG/L	ND	ND	ND	ND	ND	ND	ND	ND
PCB 1221	4000	NG/L	ND	ND	ND	ND	ND	ND	ND	ND
PCB 1232	360	NG/L	ND	ND	ND	ND	ND	ND	ND	ND
PCB 1242	4000	NG/L	ND	ND	ND	ND	ND	ND	ND	ND
PCB 1248	2000	NG/L	ND	ND	ND	ND	ND	ND	ND	ND
PCB 1254	2000	NG/L	ND	ND	ND	ND	ND	ND	ND	ND
PCB 1260	2000	NG/L	ND	ND	ND	ND	ND	ND	ND	ND
PCB 1262	930	NG/L	ND	ND	ND	ND	ND	ND	ND	ND
=====										
Aldrin + Dieldrin	7	NG/L	0	0	0	0	0	0	0	0
Hexachlorocyclohexanes	7	NG/L	0	0	0	0	0	0	0	0
DDT and derivatives	8	NG/L	0	0	0	0	0	0	0	0
Chlordane + related cmpds.	6	NG/L	0	0	0	0	0	0	0	0
Polychlorinated biphenyls	4000	NG/L	0	0	0	0	0	0	0	0
Endosulfans	6	NG/L	0	0	0	0	0	0	0	0
=====										
Heptachlors	8	NG/L	0	0	0	0	0	0	0	0
=====										
Chlorinated Hydrocarbons	4000	NG/L	0	0	0	0	0	0	0	0

nd=not detected; NS=not sampled; NA=not analyzed

POINT LOMA WASTEWATER TREATMENT PLANT  
SEWAGE ANNUAL - Chlorinated Pesticide Analysis 608-TripleQuad

2012 Annual

Source Month Analyte	MDL Units	PLE AUG Avg	PLE SEP Avg	PLE OCT Avg	PLE NOV Avg	PLE DEC Avg	PLE Average
Aldrin	3 NG/L	ND	ND	ND	ND	<3	0
Dieldrin	8 NG/L	ND	ND	ND	ND	ND	ND
BHC, Alpha isomer	1 NG/L	ND	ND	ND	ND	ND	ND
BHC, Beta isomer	6 NG/L	ND	ND	ND	ND	ND	ND
BHC, Gamma isomer	3 NG/L	ND	ND	ND	ND	ND	ND
BHC, Delta isomer	4 NG/L	ND	ND	ND	ND	ND	ND
p,p-DDD	4 NG/L	ND	ND	ND	ND	ND	ND
p,p-DDE	2 NG/L	<2	<2	ND	<2	ND	0
p,p-DDT	4 NG/L	ND	ND	ND	ND	ND	ND
o,p-DDD	3 NG/L	ND	ND	ND	ND	ND	ND
o,p-DDE	1 NG/L	ND	ND	ND	<1	ND	0
o,p-DDT	3 NG/L	ND	ND	ND	ND	ND	ND
Heptachlor	2 NG/L	ND	ND	ND	ND	ND	ND
Heptachlor epoxide	4 NG/L	ND	ND	ND	ND	ND	ND
Alpha (cis) Chlordane	2 NG/L	ND	ND	ND	ND	ND	ND
Gamma (trans) Chlordane	2 NG/L	ND	ND	ND	ND	ND	ND
Alpha Chlordene	NG/L	NA	NA	NA	NA	NA	NA
Gamma Chlordene	NG/L	NA	NA	NA	NA	NA	NA
Oxychlordane	3 NG/L	ND	ND	ND	ND	ND	ND
Trans Nonachlor	3 NG/L	ND	ND	ND	ND	ND	ND
Cis Nonachlor	5 NG/L	ND	ND	ND	ND	ND	ND
Alpha Endosulfan	3 NG/L	ND	ND	ND	ND	ND	ND
Beta Endosulfan	5 NG/L	ND	ND	ND	ND	ND	ND
Endosulfan Sulfate	5 NG/L	ND	ND	ND	ND	ND	ND
Endrin	8 NG/L	ND	ND	ND	<8	ND	0
Endrin aldehyde	9 NG/L	ND	ND	ND	ND	ND	ND
Mirex	1 NG/L	ND	ND	ND	ND	ND	ND
Methoxychlor	1 NG/L	ND	ND	ND	ND	ND	ND
Toxaphene	330 NG/L	ND	ND	ND	ND	ND	ND
PCB 1016	12 NG/L	ND	ND	ND	ND	ND	ND
PCB 1221	18 NG/L	ND	ND	ND	ND	ND	ND
PCB 1232	12 NG/L	ND	ND	ND	ND	ND	ND
PCB 1242	5 NG/L	ND	ND	ND	ND	ND	ND
PCB 1248	5 NG/L	ND	ND	ND	ND	ND	ND
PCB 1254	11 NG/L	ND	ND	ND	ND	ND	ND
PCB 1260	9 NG/L	ND	ND	ND	ND	ND	ND
PCB 1262	10 NG/L	ND	ND	ND	ND	ND	ND
Aldrin + Dieldrin	8 NG/L	0	0	0	0	0	0
Hexachlorocyclohexanes	6 NG/L	0	0	0	0	0	0
DDT and derivatives	4 NG/L	0	0	0	0	0	0
Chlordane + related cmpds.	3 NG/L	0	0	0	0	0	0
Polychlorinated biphenyls	18 NG/L	0	0	0	0	0	0
Endosulfans	5 NG/L	0	0	0	0	0	0
Heptachlors	4 NG/L	0	0	0	0	0	0
Chlorinated Hydrocarbons	330 NG/L	0	0	0	0	0	0

Note: Introduction of new instrument (450GC/300MS TripleQuad Mass spectrometer) as of August 2012.



nd=not detected; NS=not sampled; NA=not analyzed  
 POINT LOMA WASTEWATER TREATMENT PLANT  
 SEWAGE ANNUAL - Chlorinated Pesticide Analysis 608-TripleQuad

2012 Annual

Source		PLR	PLR	PLR	PLR	PLR	PLR
Month		AUG	SEP	OCT	NOV	DEC	
Analyte	MDL Units	Avg	Avg	Avg	Avg	Avg	Average
=====							
Aldrin	3 NG/L	ND	ND	ND	ND	ND	ND
Dieldrin	8 NG/L	ND	ND	ND	ND	ND	ND
BHC, Alpha isomer	1 NG/L	ND	ND	ND	ND	ND	ND
BHC, Beta isomer	6 NG/L	ND	ND	ND	ND	ND	ND
BHC, Gamma isomer	3 NG/L	ND	ND	ND	ND	ND	ND
BHC, Delta isomer	4 NG/L	ND	ND	ND	ND	ND	ND
p,p-DDD	4 NG/L	ND	ND	ND	ND	ND	ND
p,p-DDE	2 NG/L	<2	3	2	4	5	3
p,p-DDT	4 NG/L	ND	ND	ND	ND	ND	ND
o,p-DDD	3 NG/L	ND	ND	ND	3	ND	1
o,p-DDE	1 NG/L	ND	ND	ND	ND	ND	ND
o,p-DDT	3 NG/L	ND	ND	ND	ND	ND	ND
Heptachlor	2 NG/L	ND	ND	ND	ND	ND	ND
Heptachlor epoxide	4 NG/L	ND	ND	ND	ND	ND	ND
Alpha (cis) Chlordane	2 NG/L	<2	ND	<2	ND	ND	0
Gamma (trans) Chlordane	2 NG/L	<2	ND	<2	ND	ND	0
Alpha Chlordene	NG/L	NA	NA	NA	NA	NA	NA
Gamma Chlordene	NG/L	NA	NA	NA	NA	NA	NA
Oxychlordane	3 NG/L	ND	ND	ND	ND	ND	ND
Trans Nonachlor	3 NG/L	ND	ND	ND	ND	ND	ND
Cis Nonachlor	5 NG/L	ND	ND	ND	ND	ND	ND
Alpha Endosulfan	3 NG/L	ND	ND	ND	ND	ND	ND
Beta Endosulfan	5 NG/L	ND	ND	ND	ND	ND	ND
Endosulfan Sulfate	5 NG/L	ND	<5	ND	<5	ND	0
Endrin	8 NG/L	ND	ND	ND	ND	<8	0
Endrin aldehyde	9 NG/L	ND	ND	ND	ND	ND	ND
Mirex	1 NG/L	ND	ND	ND	ND	ND	ND
Methoxychlor	1 NG/L	ND	ND	ND	ND	ND	ND
Toxaphene	330 NG/L	ND	ND	ND	ND	ND	ND
PCB 1016	12 NG/L	ND	ND	ND	ND	ND	ND
PCB 1221	18 NG/L	ND	ND	ND	ND	ND	ND
PCB 1232	12 NG/L	ND	ND	ND	ND	ND	ND
PCB 1242	5 NG/L	ND	ND	ND	ND	ND	ND
PCB 1248	5 NG/L	ND	ND	ND	ND	ND	ND
PCB 1254	11 NG/L	ND	ND	ND	ND	ND	ND
PCB 1260	9 NG/L	ND	ND	ND	ND	ND	ND
PCB 1262	10 NG/L	ND	ND	ND	ND	ND	ND
=====							
Aldrin + Dieldrin	8 NG/L	0	0	0	0	0	0
Hexachlorocyclohexanes	6 NG/L	0	0	0	0	0	0
DDT and derivatives	4 NG/L	0	3	2	7	5	3
Chlordane + related cmpds.	3 NG/L	0	0	0	0	0	0
Polychlorinated biphenyls	18 NG/L	0	0	0	0	0	0
Endosulfans	5 NG/L	0	0	0	0	0	0
=====							
Heptachlors	4 NG/L	0	0	0	0	0	0
=====							
Chlorinated Hydrocarbons	330 NG/L	0	3	2	7	5	3

Note: Introduction of new instrument (450GC/300MS TripleQuad Mass spectrometer) as of August 2012.

nd=not detected; NS=not sampled; NA=not analyzed

POINT LOMA WASTEWATER TREATMENT PLANT / METROBIOSOLIDS CENTER  
Organophosphorus Pesticides

Annual 2012

Source		PLE	PLE	PLE	PLE
Date		12-JAN-2012	07-FEB-2012	11-FEB-2012	14-MAR-2012
Analyte	MDL Units	P601998	P602738	P606232	P609933
Demeton O	.15 UG/L	ND	ND	ND	ND
Demeton S	.08 UG/L	ND	ND	ND	ND
Diazinon	.03 UG/L	ND	ND	ND	ND
Guthion	.15 UG/L	ND	ND	ND	ND
Malathion	.03 UG/L	0.05	ND	ND	ND
Parathion	.03 UG/L	ND	ND	ND	ND
Chlorpyrifos	.03 UG/L	ND	ND	ND	ND
Coumaphos	.15 UG/L	ND	ND	NR	ND
Dichlorvos	.05 UG/L	ND	ND	NR	ND
Dimethoate	.04 UG/L	ND	ND	NR	ND
Disulfoton	.02 UG/L	ND	ND	NR	ND
Stirophos	.03 UG/L	ND	ND	NR	ND
Thiophosphorus Pesticides	.15 UG/L	0.05	0.00	0.00	0.00
Demeton -O, -S	.15 UG/L	0.00	0.00	0.00	0.00
Total Organophosphorus Pesticides	.15 UG/L	0.05	0.00	0.00	0.00

Source		PLE	PLE	PLE	PLE
Date		15-APR-2012	01-MAY-2012	09-JUN-2012	11-JUL-2012
Analyte	MDL Units	P613749	P613974	P620240	P623671
Demeton O	.15 UG/L	ND	ND	ND	ND
Demeton S	.08 UG/L	ND	ND	ND	ND
Diazinon	.03 UG/L	ND	ND	ND	ND
Guthion	.15 UG/L	ND	ND	ND	ND
Malathion	.03 UG/L	ND	0.15	ND	ND
Parathion	.03 UG/L	ND	ND	ND	ND
Chlorpyrifos	.03 UG/L	ND	ND	ND	ND
Coumaphos	.15 UG/L	ND	ND	ND	ND
Dichlorvos	.05 UG/L	ND	ND	ND	ND
Dimethoate	.04 UG/L	ND	ND	ND	ND
Disulfoton	.02 UG/L	ND	ND	ND	ND
Stirophos	.03 UG/L	ND	ND	ND	ND
Thiophosphorus Pesticides	.15 UG/L	0.00	0.15	0.00	0.00
Demeton -O, -S	.15 UG/L	0.00	0.00	0.00	0.00
Total Organophosphorus Pesticides	.15 UG/L	0.00	0.15	0.00	0.00

ND=not detected  
NS=not sampled  
NA=not analyzed

POINT LOMA WASTEWATER TREATMENT PLANT / METROBIOSOLIDS CENTER  
Organophosphorus Pesticides

Annual 2012

Source		PLE	PLE	PLE	PLE
Date		12-AUG-2012	05-SEP-2012	02-OCT-2012	16-NOV-2012
Analyte	MDL Units	P629010	P631933	P634304	P640594
=====					
Demeton O	.15 UG/L	ND	ND	ND	ND
Demeton S	.08 UG/L	ND	ND	ND	ND
Diazinon	.03 UG/L	ND	ND	ND	0.1
Guthion	.15 UG/L	ND	ND	ND	ND
Malathion	.03 UG/L	0.07	0.04	ND	ND
Parathion	.03 UG/L	ND	ND	ND	ND
Chlorpyrifos	.03 UG/L	ND	ND	ND	ND
Coumaphos	.15 UG/L	ND	ND	ND	ND
Dichlorvos	.05 UG/L	ND	ND	ND	ND
Dimethoate	.04 UG/L	ND	ND	ND	ND
Disulfoton	.02 UG/L	ND	ND	ND	ND
Stirophos	.03 UG/L	ND	ND	ND	ND
=====					
Thiophosphorus Pesticides	.15 UG/L	0.07	0.04	0.00	0.00
Demeton -O, -S	.15 UG/L	0.00	0.00	0.00	0.00
=====					
Total Organophosphorus Pesticides	.15 UG/L	0.07	0.04	0.00	0.10

Source		PLE	PLR	PLR	PLR
Month		10-DEC-2012	12-JAN-2012	07-FEB-2012	14-MAR-2012
Analyte	MDL Units	P642562	P602001	P602744	P609936
=====					
Demeton O	.15 UG/L	ND	ND	ND	ND
Demeton S	.08 UG/L	ND	ND	ND	ND
Diazinon	.03 UG/L	ND	ND	ND	ND
Guthion	.15 UG/L	ND	ND	ND	ND
Malathion	.03 UG/L	ND	ND	ND	ND
Parathion	.03 UG/L	ND	ND	ND	ND
Chlorpyrifos	.03 UG/L	ND	ND	ND	ND
Coumaphos	.15 UG/L	ND	ND	ND	ND
Dichlorvos	.05 UG/L	ND	ND	ND	ND
Dimethoate	.04 UG/L	ND	ND	ND	ND
Disulfoton	.02 UG/L	ND	ND	ND	ND
Stirophos	.03 UG/L	ND	ND	ND	ND
=====					
Thiophosphorus Pesticides	.15 UG/L	0.00	0.00	0.00	0.00
Demeton -O, -S	.15 UG/L	0.00	0.00	0.00	0.00
=====					
Total Organophosphorus Pesticides	.15 UG/L	0.00	0.00	0.00	0.00

ND=not detected  
NS=not sampled  
NA=not analyzed

POINT LOMA WASTEWATER TREATMENT PLANT / METROBIOSOLIDS CENTER  
Organophosphorus Pesticides

Annual 2012

Source		PLR	PLR	PLR	PLR
Date		15-APR-2012	01-MAY-2012	09-JUN-2012	11-JUL-2012
Analyte	MDL Units	P613752	P613980	P620243	P623674
Demeton O	.15 UG/L	ND	ND	ND	ND
Demeton S	.08 UG/L	ND	ND	ND	ND
Diazinon	.03 UG/L	ND	ND	ND	ND
Guthion	.15 UG/L	ND	ND	ND	ND
Malathion	.03 UG/L	ND	ND	ND	ND
Parathion	.03 UG/L	ND	ND	ND	ND
Chlorpyrifos	.03 UG/L	ND	ND	ND	ND
Coumaphos	.15 UG/L	ND	ND	ND	ND
Dichlorvos	.05 UG/L	ND	ND	ND	ND
Dimethoate	.04 UG/L	ND	ND	ND	ND
Disulfoton	.02 UG/L	ND	ND	ND	ND
Stirophos	.03 UG/L	ND	ND	ND	ND
Thiophosphorus Pesticides	.15 UG/L	0.00	0.00	0.00	0.00
Demeton -O, -S	.15 UG/L	0.00	0.00	0.00	0.00
Total Organophosphorus Pesticides	.15 UG/L	0.00	0.00	0.00	0.00

Source		PLR	PLR	PLR	PLR
Month		12-AUG-2012	05-SEP-2012	02-OCT-2012	16-NOV-2012
Analyte	MDL Units	P629013	P631936	P634310	P640597
Demeton O	.15 UG/L	ND	ND	ND	ND
Demeton S	.08 UG/L	ND	ND	ND	ND
Diazinon	.03 UG/L	ND	ND	ND	0.1
Guthion	.15 UG/L	ND	ND	ND	ND
Malathion	.03 UG/L	0.10	0.06	ND	ND
Parathion	.03 UG/L	ND	ND	ND	ND
Chlorpyrifos	.03 UG/L	ND	ND	ND	ND
Coumaphos	.15 UG/L	ND	ND	ND	ND
Dichlorvos	.05 UG/L	ND	ND	ND	ND
Dimethoate	.04 UG/L	ND	ND	ND	ND
Disulfoton	.02 UG/L	ND	ND	ND	ND
Stirophos	.03 UG/L	ND	ND	ND	ND
Thiophosphorus Pesticides	.15 UG/L	0.10	0.06	0.00	0.00
Demeton -O, -S	.15 UG/L	0.00	0.00	0.00	0.00
Total Organophosphorus Pesticides	.15 UG/L	0.10	0.06	0.00	0.10

ND=not detected  
NS=not sampled  
NA=not analyzed

POINT LOMA WASTEWATER TREATMENT PLANT / METROBIOSOLIDS CENTER  
 Organophosphorus Pesticides

Annual 2012

Source		PLR
Date		10-DEC-2012
Analyte	MDL Units	P642565
=====	=== =====	=====
Demeton O	.15 UG/L	ND
Demeton S	.08 UG/L	ND
Diazinon	.03 UG/L	ND
Guthion	.15 UG/L	ND
Malathion	.03 UG/L	ND
Parathion	.03 UG/L	ND
Chlorpyrifos	.03 UG/L	ND
Coumaphos	.15 UG/L	ND
Dichlorvos	.05 UG/L	ND
Dimethoate	.04 UG/L	ND
Disulfoton	.02 UG/L	ND
Stirophos	.03 UG/L	ND
=====	=== =====	=====
Thiophosphorus Pesticides	.15 UG/L	0.00
Demeton -O, -S	.15 UG/L	0.00
=====	=== =====	=====
Total Organophosphorus Pesticides	.15 UG/L	0.00

POINT LOMA WASTEWATER TREATMENT PLANT  
Tributyl Tin analysis

2012 Annual

Source		PLE	PLE	PLE	PLE	PLE	PLE	PLE	PLE	PLE	PLE	PLE	PLE	Average
Month		JAN	FEB	MAR	APR	MAY	JUN	JUL	AUG	SEP	OCT	NOV	DEC	
Analyte	MDL Units													
Dibutyltin	7 UG/L	ND	ND	ND	ND	ND	ND	ND	ND	ND	ND	ND	ND	ND
Monobutyltin	16 UG/L	ND	ND	ND	ND	ND	ND	ND	ND	ND	ND	ND	ND	ND
Tributyltin	2 UG/L	ND	ND	ND	ND	ND	ND	ND	ND	ND	ND	ND	ND	ND

Source		PLR	PLR	PLR	PLR	PLR	PLR	PLR	PLR	PLR	PLR	PLR	PLR	Average
Month		JAN	FEB	MAR	APR	MAY	JUN	JUL	AUG	SEP	OCT	NOV	DEC	
Analyte	MDL Units													
Dibutyltin	7 UG/L	ND	ND	ND	ND	ND	ND	ND	ND	ND	ND	ND	ND	ND
Monobutyltin	16 UG/L	ND	ND	ND	ND	ND	ND	ND	ND	ND	ND	ND	ND	ND
Tributyltin	2 UG/L	ND	ND	ND	ND	ND	ND	ND	ND	ND	ND	ND	ND	ND

nd=not detected; NS=not sampled; NA=not analyzed

POINT LOMA WASTEWATER TREATMENT PLANT  
Acid Extractables

2012 Annual

Source			PLE	PLE	PLE	PLE	PLE	PLE	PLE	PLE	PLE	PLE	PLE	PLE	
Month			JAN	FEB	MAR	APR	MAY	JUN	JUL	AUG	SEP	OCT	NOV	DEC	
Analyte	MDL	Units	Avg	Avg	Avg	Avg	Avg	Avg	Avg	Avg	Avg	Avg	Avg	Avg	Avg
2-Chlorophenol	1.32	UG/L	ND	ND	ND	ND	ND	ND	ND	ND	ND	ND	ND	ND	ND
4-Chloro-3-methylphenol	1.67	UG/L	ND	ND	ND	ND	ND	ND	ND	ND	ND	ND	ND	ND	ND
2,4-Dichlorophenol	1.01	UG/L	ND	ND	ND	ND	ND	ND	ND	ND	ND	ND	ND	ND	ND
2,4-Dimethylphenol	2.01	UG/L	ND	ND	ND	ND	ND	ND	ND	ND	ND	ND	ND	ND	ND
2,4-Dinitrophenol	2.16	UG/L	ND	ND	ND	ND	ND	ND	ND	ND	ND	ND	ND	ND	ND
2-Methyl-4,6-dinitrophenol	1.52	UG/L	ND	ND	ND	ND	ND	ND	ND	ND	ND	ND	ND	ND	ND
2-Nitrophenol	1.55	UG/L	ND	ND	ND	ND	ND	ND	ND	ND	ND	ND	ND	ND	ND
4-Nitrophenol	1.14	UG/L	ND	ND	ND	ND	ND	ND	ND	ND	ND	ND	ND	ND	ND
Pentachlorophenol	1.12	UG/L	ND	ND	ND	ND	ND	ND	ND	ND	ND	ND	ND	ND	ND
Phenol	1.76	UG/L	18.3	19.3	19.1	18.0	18.6	19.2	20.1	18.4	13.0	18.2	21.6	20.5	18.7
2,4,6-Trichlorophenol	1.65	UG/L	ND	ND	ND	ND	ND	ND	ND	ND	ND	ND	ND	ND	ND
Total Chlorinated Phenols	1.67	UG/L	0.0	0.0	0.0	0.0	0.0	0.0	0.0	0.0	0.0	0.0	0.0	0.0	0.0
Total Non-Chlorinated Phenols	2.16	UG/L	18.3	19.3	19.1	18.0	18.6	19.2	20.1	18.4	13.0	18.2	21.6	20.5	18.7
Phenols	2.16	UG/L	18.3	19.3	19.1	18.0	18.6	19.2	20.1	18.4	13.0	18.2	21.6	20.5	18.7

Additional Analytes Determined;

2-Methylphenol	2.15	UG/L	ND	ND	ND	ND	ND	ND	ND	ND	ND	ND	ND	ND	ND
3-Methylphenol(4-MP is unresolved)		UG/L	NA	NA	NA	NA	NA	NA	NA	NA	NA	NA	NA	NA	NA
4-Methylphenol(3-MP is unresolved)	2.11	UG/L	46.9	55.7	45.0	53.5	37.0	42.3	32.0	36.5	24.6	39.1	50.4	53.7	43.1
2,4,5-Trichlorophenol	1.66	UG/L	ND	ND	ND	ND	ND	ND	ND	ND	ND	ND	ND	ND	ND

Source			PLR	PLR	PLR	PLR	PLR	PLR	PLR	PLR	PLR	PLR	PLR	PLR	
Month			JAN	FEB	MAR	APR	MAY	JUN	JUL	AUG	SEP	OCT	NOV	DEC	
Analyte	MDL	Units	Avg	Avg	Avg	Avg	Avg	Avg	Avg	Avg	Avg	Avg	Avg	Avg	Avg
2-Chlorophenol	1.32	UG/L	ND	ND	ND	ND	ND	ND	ND	ND	ND	ND	ND	ND	ND
4-Chloro-3-methylphenol	1.67	UG/L	ND	ND	ND	ND	ND	ND	ND	ND	ND	ND	ND	ND	ND
2,4-Dichlorophenol	1.01	UG/L	ND	ND	ND	ND	ND	ND	ND	ND	ND	ND	ND	ND	ND
2,4-Dimethylphenol	2.01	UG/L	ND	ND	ND	ND	ND	ND	ND	ND	ND	ND	ND	ND	ND
2,4-Dinitrophenol	2.16	UG/L	ND	ND	ND	ND	ND	ND	ND	ND	ND	ND	ND	ND	ND
2-Methyl-4,6-dinitrophenol	1.52	UG/L	ND	ND	ND	ND	ND	ND	ND	ND	ND	ND	ND	ND	ND
2-Nitrophenol	1.55	UG/L	ND	ND	ND	ND	ND	ND	ND	ND	ND	ND	ND	ND	ND
4-Nitrophenol	1.14	UG/L	ND	ND	ND	ND	ND	ND	ND	ND	ND	ND	ND	ND	ND
Pentachlorophenol	1.12	UG/L	ND	ND	ND	ND	ND	ND	ND	ND	ND	ND	ND	ND	ND
Phenol	1.76	UG/L	23.6	22.8	21.5	21.3	21.3	22.7	27.3	24.1	24.1	21.7	21.6	20.4	22.7
2,4,6-Trichlorophenol	1.65	UG/L	ND	ND	ND	ND	ND	ND	ND	ND	ND	ND	ND	ND	ND
Total Chlorinated Phenols	1.67	UG/L	0.0	0.0	0.0	0.0	0.0	0.0	0.0	0.0	0.0	0.0	0.0	0.0	0.0
Total Non-Chlorinated Phenols	2.16	UG/L	23.6	22.8	21.5	21.3	21.3	22.7	27.3	24.1	24.1	21.7	21.6	20.4	22.7
Phenols	2.16	UG/L	23.6	22.8	21.5	21.3	21.3	22.7	27.3	24.1	24.1	21.7	21.6	20.4	22.7

Additional Analytes Determined;

2-Methylphenol	2.15	UG/L	ND	ND	ND	ND	ND	ND	ND	ND	ND	ND	ND	ND	ND
3-Methylphenol(4-MP is unresolved)		UG/L	NA	NA	NA	NA	NA	NA	NA	NA	NA	NA	NA	NA	NA
4-Methylphenol(3-MP is unresolved)	2.11	UG/L	57.0	59.1	46.1	53.0	43.9	45.1	48.5	45.4	48.3	44.1	43.7	49.5	48.6
2,4,5-Trichlorophenol	1.66	UG/L	ND	ND	ND	ND	ND	ND	ND	ND	ND	ND	ND	ND	ND

nd=not detected; NS=not sampled; NA=not analyzed

POINT LOMA WASTEWATER TREATMENT PLANT  
Priority Pollutants Base/Neutrals

2012 Annual

Source		PLE	PLE	PLE	PLE	PLE	PLE	PLE	PLE	PLE	PLE	PLE	PLE	PLE
Month		JAN	FEB	MAR	APR	MAY	JUN	JUL	AUG	SEP	OCT	NOV	DEC	
Analyte	MDL Units	Avg	Avg	Avg	Avg	Avg	Avg	Avg	Avg	Avg	Avg	Avg	Avg	Avg
Acenaphthene	1.8 UG/L	ND	ND	ND	ND	ND	ND	ND	ND	ND	ND	ND	ND	ND
Acenaphthylene	1.77 UG/L	ND	ND	ND	ND	ND	ND	ND	ND	ND	ND	ND	ND	ND
Anthracene	1.29 UG/L	ND	ND	ND	ND	ND	ND	ND	ND	ND	ND	ND	ND	ND
Benzidine	1.52 UG/L	ND	ND	ND	ND	ND	ND	ND	ND	ND	ND	ND	ND	ND
Benzo[a]anthracene	1.1 UG/L	ND	ND	ND	ND	ND	ND	ND	ND	ND	ND	ND	ND	ND
3,4-Benzo(b)fluoranthene	1.35 UG/L	ND	ND	ND	ND	ND	ND	ND	ND	ND	ND	ND	ND	ND
Benzo[k]fluoranthene	1.49 UG/L	ND	ND	ND	ND	ND	ND	ND	ND	ND	ND	ND	ND	ND
Benzo[a]pyrene	1.25 UG/L	ND	ND	ND	ND	ND	ND	ND	ND	ND	ND	ND	ND	ND
Benzo[g,h,i]perylene	1.09 UG/L	ND	ND	ND	ND	ND	ND	ND	ND	ND	ND	ND	ND	ND
4-Bromophenyl phenyl ether	1.4 UG/L	ND	ND	ND	ND	ND	ND	ND	ND	ND	ND	ND	ND	ND
Bis-(2-chloroethoxy) methane	1.01 UG/L	ND	ND	ND	ND	ND	ND	ND	ND	ND	ND	ND	ND	ND
Bis-(2-chloroethyl) ether	1.38 UG/L	ND	ND	ND	ND	ND	ND	ND	ND	ND	ND	ND	ND	ND
Bis-(2-chloroisopropyl) ether	1.16 UG/L	ND	ND	ND	ND	ND	ND	ND	ND	ND	ND	ND	ND	ND
4-Chlorophenyl phenyl ether	1.57 UG/L	ND	ND	ND	ND	ND	ND	ND	ND	ND	ND	ND	ND	ND
2-Chloronaphthalene	1.87 UG/L	ND	ND	ND	ND	ND	ND	ND	ND	ND	ND	ND	ND	ND
Chrysene	1.16 UG/L	ND	ND	ND	ND	ND	ND	ND	ND	ND	ND	ND	ND	ND
Dibenzo(a,h)anthracene	1.01 UG/L	ND	ND	ND	ND	ND	ND	ND	ND	ND	ND	ND	ND	ND
Butyl benzyl phthalate	2.84 UG/L	ND	ND	ND	ND	ND	ND	ND	ND	ND	ND	ND	ND	ND
Di-n-butyl phthalate	3.96 UG/L	ND	ND	ND	ND	ND	ND	ND	ND	ND	ND	ND	ND	ND
Bis-(2-ethylhexyl) phthalate	8.96 UG/L	ND	ND	ND	ND	ND	ND	ND	<8.96	ND	ND	ND	ND	0.00
Diethyl phthalate	3.05 UG/L	5.7	5.2	4.7	5.1	4.7	5.0	7.1	6.6	ND	5.5	5.7	5.7	5.1
Dimethyl phthalate	1.44 UG/L	ND	ND	ND	ND	ND	ND	ND	ND	ND	ND	ND	ND	ND
Di-n-octyl phthalate	1 UG/L	ND	ND	ND	ND	ND	ND	ND	ND	ND	ND	ND	ND	ND
3,3-Dichlorobenzidine	2.44 UG/L	ND	ND	ND	ND	ND	ND	ND	ND	ND	ND	ND	ND	ND
2,4-Dinitrotoluene	1.36 UG/L	ND	ND	ND	ND	ND	ND	ND	ND	ND	ND	ND	ND	ND
2,6-Dinitrotoluene	1.53 UG/L	ND	ND	ND	ND	ND	ND	ND	ND	ND	ND	ND	ND	ND
1,2-Diphenylhydrazine	1.37 UG/L	ND	ND	ND	ND	ND	ND	ND	ND	ND	ND	ND	ND	ND
Fluoranthene	1.33 UG/L	ND	ND	ND	ND	ND	ND	ND	ND	ND	ND	ND	ND	ND
Fluorene	1.61 UG/L	ND	ND	ND	ND	ND	ND	ND	ND	ND	ND	ND	ND	ND
Hexachlorobenzene	1.48 UG/L	ND	ND	ND	ND	ND	ND	ND	ND	ND	ND	ND	ND	ND
Hexachlorobutadiene	1.64 UG/L	ND	ND	ND	ND	ND	ND	ND	ND	ND	ND	ND	ND	ND
Hexachlorocyclopentadiene	1.25 UG/L	ND	ND	ND	ND	ND	ND	ND	ND	ND	ND	ND	ND	ND
Hexachloroethane	1.32 UG/L	ND	ND	ND	ND	ND	ND	ND	ND	ND	ND	ND	ND	ND
Indeno(1,2,3-CD)pyrene	1.14 UG/L	ND	ND	ND	ND	ND	ND	ND	ND	ND	ND	ND	ND	ND
Isophorone	1.53 UG/L	ND	ND	ND	ND	ND	ND	ND	ND	ND	ND	ND	ND	ND
Naphthalene	1.65 UG/L	ND	ND	ND	ND	ND	ND	ND	ND	ND	ND	ND	ND	ND
Nitrobenzene	1.6 UG/L	ND	ND	ND	ND	ND	ND	ND	ND	ND	ND	ND	ND	ND
N-nitrosodimethylamine	1.27 UG/L	ND	ND	ND	ND	ND	ND	ND	ND	ND	ND	ND	ND	ND
N-nitrosodi-n-propylamine	1.16 UG/L	ND	ND	ND	ND	ND	ND	ND	ND	ND	ND	ND	ND	ND
N-nitrosodiphenylamine	3.48 UG/L	ND	ND	ND	ND	ND	ND	ND	ND	ND	ND	ND	ND	ND
Phenanthrene	1.34 UG/L	ND	ND	ND	ND	ND	ND	ND	ND	ND	ND	ND	ND	ND
Pyrene	1.43 UG/L	ND	ND	ND	ND	ND	ND	ND	ND	ND	ND	ND	ND	ND
1,2,4-Trichlorobenzene	1.52 UG/L	ND	ND	ND	ND	ND	ND	ND	ND	ND	ND	ND	ND	ND
Polynuc. Aromatic Hydrocarbons	1.77 UG/L	0.0	0.0	0.0	0.0	0.0	0.0	0.0	0.0	0.0	0.0	0.0	0.0	0.0
Base/Neutral Compounds	8.96 UG/L	5.7	5.2	4.7	5.1	4.7	5.0	7.1	6.6	0.0	5.5	5.7	5.7	5.1

Additional Analytes Determined;

Benzo[e]pyrene	1.44 UG/L	ND	ND	ND	ND	ND	ND	ND	ND	ND	ND	ND*	ND	ND
Biphenyl	2.29 UG/L	ND	ND	ND	ND	ND	ND	ND	ND	ND	ND	ND	ND	ND
2,6-Dimethylnaphthalene	2.16 UG/L	ND	ND	ND	ND	ND	ND	ND	ND	ND	ND	ND	ND	ND
1-Methylnaphthalene	2.18 UG/L	ND	ND	ND	ND	ND	ND	ND	ND	ND	ND	ND	ND	ND
1-Methylphenanthrene	1.46 UG/L	ND	ND	ND	ND	ND	ND	ND	ND	ND	ND	ND	ND	ND
2-Methylnaphthalene	2.14 UG/L	ND	ND	ND	ND	ND	ND	ND	ND	ND	ND	ND	ND	ND
2,3,5-Trimethylnaphthalene	2.18 UG/L	ND	ND	ND	ND	ND	ND	ND	ND	ND	ND	ND	ND	ND
Perylene	1.41 UG/L	ND	ND	ND	ND	ND	ND	ND	ND	ND	ND	ND*	ND	ND

\* = The values for both the check and spike sample in this batch for these analytes are above the QC acceptance range.

nd=not detected; NS=not sampled; NA=not analyzed



POINT LOMA WASTEWATER TREATMENT PLANT  
Priority Pollutants Base/Neutrals

2012 Annual

Source		PLR	PLR	PLR	PLR	PLR	PLR	PLR	PLR	PLR	PLR	PLR	PLR	PLR
Month		JAN	FEB	MAR	APR	MAY	JUN	JUL	AUG	SEP	OCT	NOV	DEC	
Analyte	MDL Units	Avg	Avg	Avg	Avg	Avg	Avg	Avg	Avg	Avg	Avg	Avg	Avg	Avg
Acenaphthene	1.8 UG/L	ND	ND	ND	ND	ND	ND	ND	ND	ND	ND	ND	ND	ND
Acenaphthylene	1.77 UG/L	ND	ND	ND	ND	ND	ND	ND	ND	ND	ND	ND	ND	ND
Anthracene	1.29 UG/L	ND	ND	ND	ND	ND	ND	ND	ND	ND	ND	ND	ND	ND
Benzidine	1.52 UG/L	ND	ND	ND	ND	ND	ND	ND	ND	ND	ND	ND	ND	ND
Benzo[a]anthracene	1.1 UG/L	ND	ND	ND	ND	ND	ND	ND	ND	ND	ND	ND	ND	ND
3,4-Benzo(b)fluoranthene	1.35 UG/L	ND	ND	ND	ND	ND	ND	ND	ND	ND	ND	ND	ND	ND
Benzo[k]fluoranthene	1.49 UG/L	ND	ND	ND	ND	ND	ND	ND	ND	ND	ND	ND	ND	ND
Benzo[a]pyrene	1.25 UG/L	ND	ND	ND	ND	ND	ND	ND	ND	ND	ND	ND	ND	ND
Benzo[g,h,i]perylene	1.09 UG/L	ND	ND	ND	ND	ND	ND	ND	ND	ND	ND	ND	ND	ND
4-Bromophenyl phenyl ether	1.4 UG/L	ND	ND	ND	ND	ND	ND	ND	ND	ND	ND	ND	ND	ND
Bis-(2-chloroethoxy) methane	1.01 UG/L	ND	ND	ND	ND	ND	ND	ND	ND	ND	ND	ND	ND	ND
Bis-(2-chloroethyl) ether	1.38 UG/L	ND	ND	ND	ND	ND	ND	ND	ND	ND	ND	ND	ND	ND
Bis-(2-chloroisopropyl) ether	1.16 UG/L	ND	ND	ND	ND	ND	ND	ND	ND	ND	ND	ND	ND	ND
4-Chlorophenyl phenyl ether	1.57 UG/L	ND	ND	ND	ND	ND	ND	ND	ND	ND	ND	ND	ND	ND
2-Chloronaphthalene	1.87 UG/L	ND	ND	ND	ND	ND	ND	ND	ND	ND	ND	ND	ND	ND
Chrysene	1.16 UG/L	ND	ND	ND	ND	ND	ND	ND	ND	ND	ND	ND	ND	ND
Dibenzo(a,h)anthracene	1.01 UG/L	ND	ND	ND	ND	ND	ND	ND	ND	ND	ND	ND	ND	ND
Butyl benzyl phthalate	2.84 UG/L	ND	ND	ND	ND	ND	ND	ND	ND	ND	ND	ND	ND	ND
Di-n-butyl phthalate	3.96 UG/L	ND	ND	ND	ND	ND	ND	ND	ND	ND	ND	ND	ND	ND
Bis-(2-ethylhexyl) phthalate	8.96 UG/L	10.3	11.2	10.5	12.6	ND	ND	15.6	10.0	ND	10.5	10.5	ND	7.60
Diethyl phthalate	3.05 UG/L	4.5	5.5	5.8	5.1	4.4	5.1	5.2	5.6	5.2	5.3	3.9	4.1	5.0
Dimethyl phthalate	1.44 UG/L	ND	ND	ND	ND	ND	ND	ND	ND	ND	ND	ND	ND	ND
Di-n-octyl phthalate	1 UG/L	ND	ND	ND	ND	ND	ND	ND	ND	ND	ND	ND	ND	ND
3,3-Dichlorobenzidine	2.44 UG/L	ND	ND	ND	ND	ND	ND	ND	ND	ND	ND	ND	ND	ND
2,4-Dinitrotoluene	1.36 UG/L	ND	ND	ND	ND	ND	ND	ND	ND	ND	ND	ND	ND	ND
2,6-Dinitrotoluene	1.53 UG/L	ND	ND	ND	ND	ND	ND	ND	ND	ND	ND	ND	ND	ND
1,2-Diphenylhydrazine	1.37 UG/L	ND	ND	ND	ND	ND	ND	ND	ND	ND	ND	ND	ND	ND
Fluoranthene	1.33 UG/L	ND	ND	ND	ND	ND	ND	ND	ND	ND	ND	ND	ND	ND
Fluorene	1.61 UG/L	ND	ND	ND	ND	ND	ND	ND	ND	ND	ND	ND	ND	ND
Hexachlorobenzene	1.48 UG/L	ND	ND	ND	ND	ND	ND	ND	ND	ND	ND	ND	ND	ND
Hexachlorobutadiene	1.64 UG/L	ND	ND	ND	ND	ND	ND	ND	ND	ND	ND	ND	ND	ND
Hexachlorocyclopentadiene	1.25 UG/L	ND	ND	ND	ND	ND	ND	ND	ND	ND	ND	ND	ND	ND
Hexachloroethane	1.32 UG/L	ND	ND	ND	ND	ND	ND	ND	ND	ND	ND	ND	ND	ND
Indeno(1,2,3-CD)pyrene	1.14 UG/L	ND	ND	ND	ND	ND	ND	ND	ND	ND	ND	ND	ND	ND
Isophorone	1.53 UG/L	ND	ND	ND	ND	ND	ND	ND	ND	ND	ND	ND	ND	ND
Naphthalene	1.65 UG/L	ND	ND	ND	ND	ND	ND	ND	ND	ND	ND	ND	ND	ND
Nitrobenzene	1.6 UG/L	ND	ND	ND	ND	ND	ND	ND	ND	ND	ND	ND	ND	ND
N-nitrosodimethylamine	1.27 UG/L	ND	ND	ND	ND	ND	ND	ND	ND	ND	ND	ND	ND	ND
N-nitrosodi-n-propylamine	1.16 UG/L	ND	ND	ND	ND	ND	ND	ND	ND	ND	ND	ND	ND	ND
N-nitrosodiphenylamine	3.48 UG/L	ND	ND	ND	ND	ND	ND	ND	ND	ND	ND	ND	ND	ND
Phenanthrene	1.34 UG/L	ND	ND	ND	ND	ND	ND	ND	ND	ND	ND	ND	ND	ND
Pyrene	1.43 UG/L	ND	ND	ND	ND	ND	ND	ND	ND	ND	ND	ND	ND	ND
1,2,4-Trichlorobenzene	1.52 UG/L	ND	ND	ND	ND	ND	ND	ND	ND	ND	ND	ND	ND	ND
Polynuc. Aromatic Hydrocarbons	1.77 UG/L	0.0	0.0	0.0	0.0	0.0	0.0	0.0	0.0	0.0	0.0	0.0	0.0	0.0
Base/Neutral Compounds	8.96 UG/L	14.8	16.7	16.3	17.7	4.4	5.1	20.8	15.6	5.2	15.8	14.4	4.1	12.6

Additional Analytes Determined;

Benzo[e]pyrene	1.44 UG/L	ND	ND	ND	ND	ND	ND	ND	ND	ND	ND	ND*	ND	ND
Biphenyl	2.29 UG/L	ND	ND	ND	ND	ND	ND	ND	ND	ND	ND	ND	ND	ND
2,6-Dimethylnaphthalene	2.16 UG/L	ND	ND	ND	ND	ND	ND	ND	ND	ND	ND	ND	ND	ND
1-Methylnaphthalene	2.18 UG/L	ND	ND	ND	ND	ND	ND	ND	ND	ND	ND	ND	ND	ND
1-Methylphenanthrene	1.46 UG/L	ND	ND	ND	ND	ND	ND	ND	ND	ND	ND	ND	ND	ND
2-Methylnaphthalene	2.14 UG/L	ND	ND	ND	ND	ND	ND	ND	ND	ND	ND	ND	ND	ND
2,3,5-Trimethylnaphthalene	2.18 UG/L	ND	ND	ND	ND	ND	ND	ND	ND	ND	ND	ND	ND	ND
Perylene	1.41 UG/L	ND	ND	ND	ND	ND	ND	ND	ND	ND	ND	ND*	ND	ND

\* = The values for both the check and spike sample in this batch for these analytes are above the QC acceptance range.

nd=not detected; NS=not sampled; NA=not analyzed

POINT LOMA WASTEWATER TREATMENT PLANT  
Priority Pollutants Purgeables

2012 Annual

Source			PLE	PLE	PLE	PLE	PLE	PLE	PLE	PLE	PLE	PLE	PLE	PLE	PLE
Month			JAN	FEB	MAR	APR	MAY	JUN	JUL	AUG	SEP	OCT	NOV	DEC	
Analyte	MDL	Units	Avg	Avg	Avg	Avg	Avg	Avg	Avg	Avg	Avg	Avg	Avg	Avg	Avg
Acrolein	1.3	UG/L	ND	ND	ND	ND	ND	ND	ND	ND	ND	ND	ND	ND	ND
Acrylonitrile	.7	UG/L	ND	ND	ND	ND	ND	ND	ND	ND	ND	ND	ND	ND	ND
Benzene	.4	UG/L	ND	ND	ND	ND	ND	ND	ND	ND	ND	ND	<0.4	ND	0.0
Bromodichloromethane	.5	UG/L	0.8	ND	ND	0.6	<0.5	ND	ND	ND	0.6	ND	<0.5	1.2	0.3
Bromoform	.5	UG/L	ND	ND	ND	ND	ND	ND	ND	ND	ND	ND	ND	ND	ND
Bromomethane	.7	UG/L	ND	ND	ND	ND	ND	ND	ND	ND	1.9	1.7	<0.7	<0.7	0.3
Carbon tetrachloride	.4	UG/L	ND	ND	ND	ND	ND	ND	ND	ND	ND	ND	ND	ND	ND
Chlorobenzene	.4	UG/L	ND	ND	ND	ND	ND	ND	ND	ND	0.4	ND	<0.4	ND	0.0
Chloroethane	.9	UG/L	ND	ND	ND	ND	ND	ND	ND	1.3	3.6	2.2	1.3	<0.9	0.7
Chloroform	.2	UG/L	4.9	3.8	3.8	4.1	6.1	4.7	4.9	6.1	7.1	7.0	4.2	6.0	5.2
Chloromethane	.5	UG/L	3.7	2.0	3.7	5.0	3.5	3.9	6.1	9.6	26.9	19.7	8.6	6.8	8.3
Dibromochloromethane	.6	UG/L	0.7	ND	ND	ND	ND	ND	ND	ND	ND	ND	<0.6	1.0	0.1
1,2-Dichlorobenzene	.4	UG/L	ND	ND	ND	ND	ND	ND	ND	ND	ND	ND	<0.4	ND	0.0
1,3-Dichlorobenzene	.5	UG/L	ND	ND	ND	ND	ND	ND	ND	ND	ND	ND	ND	ND	ND
1,4-Dichlorobenzene	.4	UG/L	ND	0.5	0.6	<0.4	0.6	ND	<0.4	<0.4	0.5	ND	0.6	0.6*	0.3
Dichlorodifluoromethane	.66	UG/L	ND	ND	ND	ND	ND	ND	ND	ND	ND	ND	ND	ND	ND
1,1-Dichloroethane	.4	UG/L	ND	ND	ND	ND	ND	ND	ND	ND	ND	ND	<0.4	ND	0.0
1,2-Dichloroethane	.5	UG/L	ND	ND	ND	ND	ND	ND	ND	ND	ND	ND	ND	ND	ND
1,1-Dichloroethene	.4	UG/L	ND	ND	ND	ND	ND	ND	ND	ND	ND	ND	ND	ND	ND
trans-1,2-dichloroethene	.6	UG/L	ND	ND	ND	ND	ND	ND	ND	ND	ND	ND	ND	ND	ND
1,2-Dichloropropane	.3	UG/L	ND	ND	ND	ND	ND	ND	ND	ND	ND	ND	ND	ND	ND
cis-1,3-dichloropropene	.3	UG/L	ND	ND	ND	ND	ND	ND	ND	ND	ND	ND	<0.3	ND	0.0
trans-1,3-dichloropropene	.5	UG/L	ND	ND	ND	ND	ND	ND	ND	ND	ND	ND	ND	ND	ND
Ethylbenzene	.3	UG/L	ND	ND	0.4	ND	0.4	ND	ND	ND	0.7	0.5	0.5	ND	0.2
Methylene chloride	.3	UG/L	0.8	1.1	0.9	0.8	1.3	1.2	1.8	2.0	1.6	1.2	1.7	1.3	1.3
1,1,2,2-Tetrachloroethane	.5	UG/L	ND	ND	ND	ND	ND	ND	ND	ND	ND	ND	ND	ND	ND
Tetrachloroethene	1.1	UG/L	ND	ND	ND	ND	ND	ND	ND	ND	ND	ND	ND	ND	ND
Toluene	.4	UG/L	0.5	0.8	1.5	0.7	1.2	0.7	0.6	1.2	2.5	2.0	1.8	0.8	1.2
1,1,1-Trichloroethane	.4	UG/L	ND	ND	ND	ND	ND	ND	ND	ND	ND	ND	ND	ND	ND
1,1,2-Trichloroethane	.5	UG/L	ND	ND	ND	ND	ND	ND	ND	ND	ND	ND	ND	ND	ND
Trichloroethene	.7	UG/L	ND	ND	ND	ND	ND	ND	ND	ND	ND	ND	ND	ND	ND
Trichlorofluoromethane	.3	UG/L	ND	ND	ND	ND	ND	ND	ND	ND	ND	ND	ND	ND	ND
Vinyl chloride	.4	UG/L	ND	ND	ND	ND	ND	ND	ND	ND	ND	ND	<0.4	ND	0.0
===== Halomethane Purgeable Cmpnds	.7	UG/L	3.7	2.0	3.7	5.0	3.5	3.9	6.1	9.6	28.8	21.4	8.6	6.8	8.6
Dichlorobenzenes	.5	UG/L	0.0	0.0	0.0	0.0	0.0	0.0	0.0	0.0	0.0	0.0	0.0	0.0	0.0
Total Chloromethanes	.5	UG/L	9.4	6.9	8.4	9.9	10.9	9.8	12.8	17.7	35.6	27.9	14.5	14.1	14.8
Purgeable Compounds	1.3	UG/L	11.4	8.2	10.9	11.2	13.1	10.5	13.4	20.2	45.8	34.3	18.7	17.1	17.9
===== Acetone	4.5	UG/L	761	1300	728	820	1430	798	781	753	993	1270	1060	1570	1022
Allyl chloride	.6	UG/L	ND	ND	ND	ND	ND	ND	ND	ND	ND	ND	ND	ND	ND
Benzyl chloride	1.1	UG/L	ND	ND	ND	ND	ND	ND	ND	ND	ND	ND	ND	ND	ND
2-Butanone	6.3	UG/L	ND	14.8	<6.3	<6.3	14.4	7.6	7.5	10.0	8.9	12.0	12.5	ND	7.3
Carbon disulfide	.6	UG/L	2.2	1.9	1.9	2.3	2.6	3.1	3.7	4.2	3.6	3.7	2.8	2.4	2.9
Chloroprene	.4	UG/L	ND	ND	ND	ND	ND	ND	ND	ND	ND	ND	ND	ND	ND
1,2-Dibromoethane	.3	UG/L	ND	ND	ND	ND	ND	ND	ND	ND	ND	ND	<0.3	ND	0.0
Isopropylbenzene	.3	UG/L	ND	ND	ND	ND	ND	ND	ND	ND	ND	ND	<0.3	ND	0.0
Methyl Iodide	.6	UG/L	ND	ND	ND	ND	ND	ND	ND	ND	ND	ND	ND	ND	ND
Methyl methacrylate	.8	UG/L	ND	ND	ND	ND	ND	ND	ND	ND	ND	ND	ND	ND	ND
Methyl tert-butyl ether	.4	UG/L	0.9	1.0	1.2	1.3	1.8	1.3	0.5	0.8	0.7	0.6	1.4	0.7	1.0
2-Nitropropane	12	UG/L	ND	ND	ND	ND	ND	ND	ND	ND	ND	ND	ND	ND	ND
ortho-xylene	.4	UG/L	ND	ND	0.7	ND	0.4	ND	ND	ND	0.8	0.7	0.4	ND	0.3
Styrene	.3	UG/L	ND	ND	0.4	ND	0.6	ND	ND	ND	ND	ND	0.3	<0.3	0.1
1,2,4-Trichlorobenzene	1.52	UG/L	ND	ND	ND	ND	ND	ND	ND	ND	ND	ND	ND	ND	ND
meta,para xylenes	.6	UG/L	ND	<0.6	1.3	ND	0.9	ND	ND	<0.6	1.4	1.2	1.2	ND	0.5
2-Chloroethylvinyl ether	1.1	UG/L	ND	ND	ND	ND	ND	ND	ND	ND	ND	ND	ND	ND	ND
4-Methyl-2-pentanone	1.3	UG/L	ND	ND	ND	ND	ND	ND	ND	ND	ND	ND	ND	ND	ND

\* = Blank did not meet QC criteria for this analyte due to contamination. The result value of the blank in this batch was 0.45 UG/L, result above the MDL.

nd=not detected; NS=not sampled; NA=not analyzed

POINT LOMA WASTEWATER TREATMENT PLANT  
Priority Pollutants Purgeables

2012 Annual

Source			PLR	PLR	PLR	PLR	PLR	PLR	PLR	PLR	PLR	PLR	PLR	PLR	PLR
Month			JAN	FEB	MAR	APR	MAY	JUN	JUL	AUG	SEP	OCT	NOV	DEC	
Analyte	MDL	Units	Avg	Avg	Avg	Avg	Avg	Avg	Avg	Avg	Avg	Avg	Avg	Avg	Average
Acrolein	1.3	UG/L	ND	ND	ND	ND	ND	ND	ND	ND	ND	ND	ND	ND	ND
Acrylonitrile	.7	UG/L	ND	ND	ND	ND	ND	ND	ND	ND	ND	ND	ND	ND	ND
Benzene	.4	UG/L	ND	ND	ND	ND	ND	ND	ND	ND	ND	ND	ND	ND	ND
Bromodichloromethane	.5	UG/L	ND	ND	ND	ND	ND	ND	ND	ND	ND	ND	ND	ND	ND
Bromoform	.5	UG/L	ND	ND	ND	ND	ND	ND	ND	ND	ND	ND	ND	ND	ND
Bromomethane	.7	UG/L	ND	ND	ND	ND	ND	ND	ND	ND	ND	ND	ND	ND	ND
Carbon tetrachloride	.4	UG/L	ND	ND	ND	ND	ND	ND	ND	ND	ND	ND	ND	ND	ND
Chlorobenzene	.4	UG/L	ND	ND	ND	ND	ND	ND	ND	ND	ND	ND	ND	ND	ND
Chloroethane	.9	UG/L	ND	ND	ND	ND	ND	ND	ND	ND	ND	ND	ND	ND	ND
Chloroform	.2	UG/L	2.4	2.1	2.0	2.0	3.9	2.3	2.0	2.6	2.6	2.1	1.5	2.4	2.3
Chloromethane	.5	UG/L	ND	ND	ND	ND	ND	ND	ND	ND	ND	ND	ND	ND	ND
Dibromochloromethane	.6	UG/L	ND	ND	ND	ND	ND	ND	ND	ND	ND	ND	ND	ND	ND
1,2-Dichlorobenzene	.4	UG/L	ND	ND	ND	ND	ND	ND	ND	ND	ND	ND	ND	ND	ND
1,3-Dichlorobenzene	.5	UG/L	ND	ND	ND	ND	ND	ND	ND	ND	ND	ND	ND	ND	ND
1,4-Dichlorobenzene	.4	UG/L	0.4	0.7	0.8	0.5	0.5	ND	0.5	0.5	0.6	ND	0.6	0.8*	0.5
Dichlorodifluoromethane	.66	UG/L	ND	ND	ND	ND	ND	ND	ND	ND	ND	ND	ND	ND	ND
1,1-Dichloroethane	.4	UG/L	ND	ND	ND	ND	ND	ND	ND	ND	ND	ND	ND	ND	ND
1,2-Dichloroethane	.5	UG/L	ND	ND	ND	ND	ND	ND	ND	ND	ND	ND	ND	ND	ND
1,1-Dichloroethene	.4	UG/L	ND	ND	ND	ND	ND	ND	ND	ND	ND	ND	ND	ND	ND
trans-1,2-dichloroethene	.6	UG/L	ND	ND	ND	ND	ND	ND	ND	ND	ND	ND	ND	ND	ND
1,2-Dichloropropane	.3	UG/L	ND	ND	ND	ND	ND	ND	ND	ND	ND	ND	ND	ND	ND
cis-1,3-dichloropropene	.3	UG/L	ND	ND	ND	ND	ND	ND	ND	ND	ND	ND	ND	ND	ND
trans-1,3-dichloropropene	.5	UG/L	ND	ND	ND	ND	ND	ND	ND	ND	ND	ND	ND	ND	ND
Ethylbenzene	.3	UG/L	1.1	1.0	0.4	0.5	ND	0.5	ND	0.3	0.6	0.4	0.4	0.3	0.5
Methylene chloride	.3	UG/L	1.1	1.0	1.4	1.1	1.2	1.0	1.0	1.3	1.4	1.1	1.1	1.2	1.2
1,1,2,2-Tetrachloroethane	.5	UG/L	ND	ND	ND	ND	ND	ND	ND	ND	ND	ND	ND	ND	ND
Tetrachloroethene	1.1	UG/L	ND	ND	ND	ND	ND	ND	ND	ND	ND	ND	ND	ND	ND
Toluene	.4	UG/L	0.5	0.7	1.0	0.6	0.9	0.7	0.7	0.8	1.2	2.0	0.8	1.0	0.9
1,1,1-Trichloroethane	.4	UG/L	ND	ND	ND	ND	ND	ND	ND	ND	ND	ND	ND	ND	ND
1,1,2-Trichloroethane	.5	UG/L	ND	ND	ND	ND	ND	ND	ND	ND	ND	ND	ND	ND	ND
Trichloroethene	.7	UG/L	ND	ND	ND	ND	ND	ND	ND	ND	ND	ND	ND	ND	ND
Trichlorofluoromethane	.3	UG/L	ND	ND	ND	ND	ND	ND	ND	ND	ND	ND	ND	ND	ND
Vinyl chloride	.4	UG/L	ND	ND	ND	ND	ND	ND	ND	ND	ND	ND	ND	ND	ND
===== Halomethane Purgeable Cmpnds	.7	UG/L	0.0	0.0	0.0	0.0	0.0	0.0	0.0	0.0	0.0	0.0	0.0	0.0	0.0
Dichlorobenzenes	.5	UG/L	0.0	0.0	0.0	0.0	0.0	0.0	0.0	0.0	0.0	0.0	0.0	0.0	0.0
Total Chloromethanes	.5	UG/L	3.5	3.1	3.4	3.1	5.1	3.3	3.0	3.9	4.0	3.2	2.6	3.6	3.5
Purgeable Compounds	1.3	UG/L	5.5	5.5	5.6	4.7	6.5	4.5	4.2	5.5	6.4	5.6	4.4	4.9	5.3
===== Acetone	4.5	UG/L	1180	2330	779	632	1030	1260	1000	607	1010	875	229	1440	1031
Allyl chloride	.6	UG/L	ND	ND	ND	ND	ND	ND	ND	ND	ND	ND	ND	ND	ND
Benzyl chloride	1.1	UG/L	ND	ND	ND	ND	ND	ND	ND	ND	ND	ND	ND	ND	ND
2-Butanone	6.3	UG/L	8.4	6.7	9.5	ND	10.9	8.0	ND	12.4	11.4	9.3	ND	ND	6.4
Carbon disulfide	.6	UG/L	1.8	1.7	1.4	1.3	1.7	2.2	3.0	3.7	2.6	2.9	1.6	1.7	2.1
Chloroprene	.4	UG/L	ND	ND	ND	ND	ND	ND	ND	ND	ND	ND	ND	ND	ND
1,2-Dibromoethane	.3	UG/L	ND	ND	ND	ND	ND	ND	ND	ND	ND	ND	ND	ND	ND
Isopropylbenzene	.3	UG/L	ND	ND	ND	ND	ND	ND	ND	ND	ND	ND	ND	ND	ND
Methyl Iodide	.6	UG/L	ND	ND	ND	ND	ND	ND	ND	ND	ND	ND	ND	ND	ND
Methyl methacrylate	.8	UG/L	ND	ND	ND	ND	ND	ND	ND	ND	ND	ND	ND	ND	ND
Methyl tert-butyl ether	.4	UG/L	0.6	0.8	1.0	0.6	1.5	0.7	0.7	0.8	0.7	0.7	1.7	0.5	0.9
2-Nitropropane	12	UG/L	ND	ND	ND	ND	ND	ND	ND	ND	ND	ND	ND	ND	ND
ortho-xylene	.4	UG/L	ND	ND	0.5	0.8	ND	ND	3.1	ND	ND	0.6	ND	ND	0.4
Styrene	.3	UG/L	ND	0.9	0.6	ND	0.9	ND	ND	ND	ND	ND	0.3	0.7	0.3
1,2,4-Trichlorobenzene	1.52	UG/L	ND	ND	ND	ND	ND	ND	ND	ND	ND	ND	ND	ND	ND
meta,para xylenes	.6	UG/L	ND	0.6	0.8	1.7	ND	ND	4.5	0.8	1.0	1.2	ND	ND	0.9
2-Chloroethylvinyl ether	1.1	UG/L	ND	ND	ND	ND	ND	ND	ND	ND	ND	ND	ND	ND	ND
4-Methyl-2-pentanone	1.3	UG/L	ND	ND	ND	ND	ND	ND	ND	ND	ND	ND	ND	ND	ND

\* = Blank did not meet QC criteria for this analyte due to contamination. The result value of the blank in this batch was 0.45 Ug/L, result above the MDL.

nd=not detected; NS=not sampled; NA=not analyzed

POINT LOMA WASTEWATER TREATMENT  
EFFLUENT

Dioxin and Furan Analysis

ANALYZED BY: Frontier Analytical Laboratories

2012 Annual

Source Month	Analyte	MDL	Units	PLE# JAN#	PLE FEB	PLE MAR	PLE APR	PLE MAY	PLE JUN	PLE JUL	PLE AUG	PLE SEP
				P601998	P602738	P609086	P612733	P613974	P619448	P622820	P629010	P631933
2,3,7,8-tetra CDD	.26	PG/L	ND	ND	ND	ND	ND	ND	ND	ND	ND	ND
1,2,3,7,8-penta CDD	.317	PG/L	ND	ND	ND	ND	ND	ND	ND	ND	ND	ND
1,2,3,4,7,8-hexa_CDD	.482	PG/L	ND	ND	ND	ND	ND	ND	ND	ND	ND	ND
1,2,3,6,7,8-hexa CDD	.484	PG/L	ND	ND	ND	ND	ND	ND	ND	ND	ND	ND
1,2,3,7,8,9-hexa CDD	.46	PG/L	ND	ND	ND	ND	ND	ND	ND	ND	ND	ND
1,2,3,4,6,7,8-hepta CDD	.497	PG/L	DNQ5.04	DNQ5.56	DQN3.89	DNQ3.74	DNQ3.07	ND	DNQ2.90	DNQ5.51	DNQ4.06	ND
octa CDD	1.41	PG/L	DNQ45.0	DNQ46.0	DNQ36.0	DNQ31.0	DNQ25.0	DNQ18.0	DNQ26.0	DNQ31.0	DNQ29.0	ND
2,3,7,8-tetra CDF	.257	PG/L	ND	ND	ND	ND	ND	ND	ND	ND	ND	ND
1,2,3,7,8-penta CDF	.335	PG/L	ND	ND	ND	ND	ND	ND	ND	ND	ND	ND
2,3,4,7,8-penta CDF	.34	PG/L	ND	ND	ND	ND	ND	ND	ND	ND	ND	ND
1,2,3,4,7,8-hexa CDF	.284	PG/L	ND	ND	ND	ND	ND	ND	ND	ND	ND	ND
1,2,3,6,7,8-hexa CDF	.281	PG/L	ND	ND	ND	ND	ND	ND	ND	ND	ND	ND
1,2,3,7,8,9-hexa CDF	.348	PG/L	ND	ND	ND	ND	ND	ND	ND	ND	ND	ND
2,3,4,6,7,8-hexa CDF	.294	PG/L	ND	ND	ND	ND	ND	ND	ND	ND	ND	ND
1,2,3,4,6,7,8-hepta CDF	.324	PG/L	ND	ND	ND	ND	ND	ND	ND	ND	ND	ND
1,2,3,4,7,8,9-hepta CDF	.49	PG/L	ND	ND	ND	ND	ND	ND	ND	ND	ND	ND
octa CDF	.805	PG/L	ND	4.40	ND	ND	ND	ND	ND	ND	ND	ND

Source Month	Analyte	MDL	Units	PLE OCT	PLE NOV	PLE DEC
				P634304	P638993	P641974
2,3,7,8-tetra CDD	.26	PG/L	ND	ND	ND	ND
1,2,3,7,8-penta CDD	.317	PG/L	ND	ND	ND	ND
1,2,3,4,7,8-hexa_CDD	.482	PG/L	ND	ND	ND	ND
1,2,3,6,7,8-hexa CDD	.484	PG/L	ND	ND	ND	ND
1,2,3,7,8,9-hexa CDD	.46	PG/L	ND	ND	ND	ND
1,2,3,4,6,7,8-hepta CDD	.497	PG/L	ND	ND	ND	ND
octa CDD	1.41	PG/L	DNQ21.0	DNQ22.0	DNQ26.0	ND
2,3,7,8-tetra CDF	.257	PG/L	ND	ND	ND	ND
1,2,3,7,8-penta CDF	.335	PG/L	ND	ND	ND	ND
2,3,4,7,8-penta CDF	.34	PG/L	ND	ND	ND	ND
1,2,3,4,7,8-hexa CDF	.284	PG/L	ND	ND	ND	ND
1,2,3,6,7,8-hexa CDF	.281	PG/L	ND	ND	ND	ND
1,2,3,7,8,9-hexa CDF	.348	PG/L	ND	ND	ND	ND
2,3,4,6,7,8-hexa CDF	.294	PG/L	ND	ND	ND	ND
1,2,3,4,6,7,8-hepta CDF	.324	PG/L	ND	ND	ND	ND
1,2,3,4,7,8,9-hepta CDF	.49	PG/L	ND	ND	ND	ND
octa CDF	.805	PG/L	ND	ND	ND	ND

#= Refer to self monitoring report

Above are permit required CDD/CDF isomers.

ND= not detected

NA= not analyzed

NS= not sampled

POINT LOMA WASTEWATER TREATMENT  
EFFLUENT  
Dioxin and Furan Analysis

ANALYZED BY: Frontier Analytical Laboratories

2012 Annual

Source				PLE#	PLE	PLE	PLE	PLE	PLE	PLE	PLE	PLE
Month				TCDD	TCDD	TCDD	TCDD	TCDD	TCDD	TCDD	TCDD	TCDD
Analyte	MDL	Units	Equiv	JAN#	FEB	MAR	APR	MAY	JUN	JUL	AUG	SEP
				P601998	P602738	P609086	P612733	P613974	P619448	P622820	P629010	P631933
2,3,7,8-tetra CDD	.26	PG/L	1.000	ND	ND	ND	ND	ND	ND	ND	ND	ND
1,2,3,7,8-penta CDD	.317	PG/L	0.500	ND	ND	ND	ND	ND	ND	ND	ND	ND
1,2,3,4,7,8-hexa_CDD	.482	PG/L	0.100	ND	ND	ND	ND	ND	ND	ND	ND	ND
1,2,3,6,7,8-hexa CDD	.484	PG/L	0.100	ND	ND	ND	ND	ND	ND	ND	ND	ND
1,2,3,7,8,9-hexa CDD	.46	PG/L	0.100	ND	ND	ND	ND	ND	ND	ND	ND	ND
1,2,3,4,6,7,8-hepta CDD	.497	PG/L	0.010	DNQ0.050	DNQ0.056	DNQ0.039	DNQ0.037	DNQ0.031	ND	DNQ0.029	DNQ0.055	DNQ0.041
octa CDD	1.41	PG/L	0.001	DNQ0.045	DNQ0.046	DNQ0.036	DNQ0.031	DNQ0.025	DNQ0.018	DNQ0.026	DNQ0.031	DNQ0.029
2,3,7,8-tetra CDF	.257	PG/L	0.100	ND	ND	ND	ND	ND	ND	ND	ND	ND
1,2,3,7,8-penta CDF	.335	PG/L	0.050	ND	ND	ND	ND	ND	ND	ND	ND	ND
2,3,4,7,8-penta CDF	.34	PG/L	0.500	ND	ND	ND	ND	ND	ND	ND	ND	ND
1,2,3,4,7,8-hexa CDF	.284	PG/L	0.100	ND	ND	ND	ND	ND	ND	ND	ND	ND
1,2,3,6,7,8-hexa CDF	.281	PG/L	0.100	ND	ND	ND	ND	ND	ND	ND	ND	ND
1,2,3,7,8,9-hexa CDF	.348	PG/L	0.100	ND	ND	ND	ND	ND	ND	ND	ND	ND
2,3,4,6,7,8-hexa CDF	.294	PG/L	0.100	ND	ND	ND	ND	ND	ND	ND	ND	ND
1,2,3,4,6,7,8-hepta CDF	.324	PG/L	0.010	ND	ND	ND	ND	ND	ND	ND	ND	ND
1,2,3,4,7,8,9-hepta CDF	.49	PG/L	0.010	ND	ND	ND	ND	ND	ND	ND	ND	ND
octa CDF	.805	PG/L	0.001	ND	0.004	ND	ND	ND	ND	ND	ND	ND

Source				PLE	PLE	PLE
Month				TCDD	TCDD	TCDD
Analyte	MDL	Units	Equiv	OCT	NOV	DEC
				P634304	P638993	P641974
2,3,7,8-tetra CDD	.26	PG/L	1.000	ND	ND	ND
1,2,3,7,8-penta CDD	.317	PG/L	0.500	ND	ND	ND
1,2,3,4,7,8-hexa_CDD	.482	PG/L	0.100	ND	ND	ND
1,2,3,6,7,8-hexa CDD	.484	PG/L	0.100	ND	ND	ND
1,2,3,7,8,9-hexa CDD	.46	PG/L	0.100	ND	ND	ND
1,2,3,4,6,7,8-hepta CDD	.497	PG/L	0.010	ND	ND	ND
octa CDD	1.41	PG/L	0.001	DNQ0.021	DNQ0.022	DNQ0.026
2,3,7,8-tetra CDF	.257	PG/L	0.100	ND	ND	ND
1,2,3,7,8-penta CDF	.335	PG/L	0.050	ND	ND	ND
2,3,4,7,8-penta CDF	.34	PG/L	0.500	ND	ND	ND
1,2,3,4,7,8-hexa CDF	.284	PG/L	0.100	ND	ND	ND
1,2,3,6,7,8-hexa CDF	.281	PG/L	0.100	ND	ND	ND
1,2,3,7,8,9-hexa CDF	.348	PG/L	0.100	ND	ND	ND
2,3,4,6,7,8-hexa CDF	.294	PG/L	0.100	ND	ND	ND
1,2,3,4,6,7,8-hepta CDF	.324	PG/L	0.010	ND	ND	ND
1,2,3,4,7,8,9-hepta CDF	.49	PG/L	0.010	ND	ND	ND
octa CDF	.805	PG/L	0.001	ND	ND	ND

#= Refer to self monitoring report

Above are permit required CDD/CDF isomers.  
 ND= not detected  
 NA= not analyzed  
 NS= not sampled

POINT LOMA WASTEWATER TREATMENT  
EFFLUENT  
Dioxin and Furan Analysis  
ANALYZED BY: Frontier Analytical Laboratories  
2012 Annual

Source Month Analyte	MDL	Units	PLR# JAN#	PLR FEB	PLR MAR	PLR APR	PLR MAY	PLR JUN	PLR JUL	PLR AUG	PLR SEP	PLR OCT
			P602001	P602744	P609089	P612736	P613980	P619451	P622823	P629013	P631936	P634310
2,3,7,8-tetra CDD	.26	PG/L	ND	ND	ND	ND	ND	ND	ND	ND	ND	ND
1,2,3,7,8-penta CDD	.317	PG/L	ND	ND	ND	ND	ND	ND	ND	ND	ND	ND
1,2,3,4,7,8_hexa_CDD	.482	PG/L	ND	ND	ND	ND	ND	ND	ND	ND	ND	ND
1,2,3,6,7,8-hexa CDD	.484	PG/L	ND	ND	ND	ND	ND	ND	ND	ND	ND	ND
1,2,3,7,8,9-hexa CDD	.46	PG/L	ND	ND	ND	ND	ND	ND	ND	ND	ND	ND
1,2,3,4,6,7,8-hepta CDD	.497	PG/L	30.2	48.5	DNQ19.3	27.6	41.3	DNQ20.6	DNQ22.8	DNQ22.2	DNQ17.8	DNQ20.2
octa CDD	1.41	PG/L	270.0	350.0	220.0	200.0	270.0	180.0	250.0	160.0	130.0	220.0
2,3,7,8-tetra CDF	.257	PG/L	ND	ND	ND	DNQ1.31	ND	ND	ND	ND	ND	ND
1,2,3,7,8-penta CDF	.335	PG/L	ND	ND	ND	ND	ND	ND	ND	ND	ND	ND
2,3,4,7,8-penta CDF	.34	PG/L	ND	ND	ND	ND	ND	ND	ND	ND	ND	ND
1,2,3,4,7,8-hexa CDF	.284	PG/L	ND	ND	ND	ND	ND	ND	ND	ND	ND	ND
1,2,3,6,7,8-hexa CDF	.281	PG/L	ND	DNQ1.74	DNQ1.36	ND	ND	ND	DNQ5.75	DNQ2.30	DNQ2.07	ND
1,2,3,7,8,9-hexa CDF	.348	PG/L	ND	ND	ND	ND	ND	ND	ND	ND	ND	ND
2,3,4,6,7,8-hexa CDF	.294	PG/L	ND	ND	ND	ND	ND	ND	ND	ND	ND	ND
1,2,3,4,6,7,8-hepta CDF	.324	PG/L	DNQ5.10	DNQ6.50	DNQ4.91	DNQ4.19	DNQ6.71	DNQ3.48	DNQ6.62	DNQ3.49	DNQ3.38	DNQ4.33
1,2,3,4,7,8,9-hepta CDF	.49	PG/L	ND	ND	ND	ND	ND	ND	ND	ND	ND	ND
octa CDF	.805	PG/L	DNQ14.5	DNQ16.5	DNQ12.5	DNQ10.4	DNQ17.5	DNQ9.42	DNQ15.3	DNQ8.14	DNQ7.22	DNQ9.07

Source Month Analyte	MDL	Units	PLR NOV	PLR DEC
			P638996	P641977
2,3,7,8-tetra CDD	.26	PG/L	ND	ND
1,2,3,7,8-penta CDD	.317	PG/L	ND	ND
1,2,3,4,7,8_hexa_CDD	.482	PG/L	ND	ND
1,2,3,6,7,8-hexa CDD	.484	PG/L	ND	ND
1,2,3,7,8,9-hexa CDD	.46	PG/L	ND	ND
1,2,3,4,6,7,8-hepta CDD	.497	PG/L	DNQ16.2	DNQ17.0
octa CDD	1.41	PG/L	210.0	150.0
2,3,7,8-tetra CDF	.257	PG/L	ND	ND
1,2,3,7,8-penta CDF	.335	PG/L	ND	ND
2,3,4,7,8-penta CDF	.34	PG/L	ND	ND
1,2,3,4,7,8-hexa CDF	.284	PG/L	ND	ND
1,2,3,6,7,8-hexa CDF	.281	PG/L	ND	ND
1,2,3,7,8,9-hexa CDF	.348	PG/L	ND	ND
2,3,4,6,7,8-hexa CDF	.294	PG/L	ND	ND
1,2,3,4,6,7,8-hepta CDF	.324	PG/L	DNQ3.92	ND
1,2,3,4,7,8,9-hepta CDF	.49	PG/L	ND	ND
octa CDF	.805	PG/L	DNQ9.36	DNQ8.55

#= Refer to self monitoring report  
Above are permit required CDD/CDF isomers  
ND= not detected      NA= not analyzed      NS= not sampled

POINT LOMA WASTEWATER TREATMENT  
EFFLUENT  
Dioxin and Furan Analysis  
ANALYZED BY: Frontier Analytical Laboratories  
2012 Annual

Source			PLR#	PLR	PLR	PLR	PLR	PLR	PLR	PLR	PLR	PLR
Month			TCDD	TCDD	TCDD	TCDD	TCDD	TCDD	TCDD	TCDD	TCDD	TCDD
Analyte	MDL	Units	JAN#	FEB	MAR	APR	MAY	JUN	JUL	AUG	SEP	
			Equiv	P602001	P602744	P609089	P612736	P613980	P619451	P622823	P629013	P631936
2,3,7,8-tetra CDD	.26	PG/L	1.000	ND	ND	ND	ND	ND	ND	ND	ND	ND
1,2,3,7,8-penta CDD	.317	PG/L	0.500	ND	ND	ND	ND	ND	ND	ND	ND	ND
1,2,3,4,7,8-hexa_CDD	.482	PG/L	0.100	ND	ND	ND	ND	ND	ND	ND	ND	ND
1,2,3,6,7,8-hexa CDD	.484	PG/L	0.100	ND	ND	ND	ND	ND	ND	ND	ND	ND
1,2,3,7,8,9-hexa CDD	.46	PG/L	0.100	ND	ND	ND	ND	ND	ND	ND	ND	ND
1,2,3,4,6,7,8-hepta CDD	.497	PG/L	0.010	0.302	0.485	DNQ0.193	0.276	0.413	DNQ0.206	DNQ0.228	DNQ0.222	DNQ0.178
octa CDD	1.41	PG/L	0.001	0.270	0.350	0.220	0.200	0.270	0.180	0.250	0.160	0.130
2,3,7,8-tetra CDF	.257	PG/L	0.100	ND	ND	ND	DNQ0.131	ND	ND	ND	ND	ND
1,2,3,7,8-penta CDF	.335	PG/L	0.050	ND	ND	ND	ND	ND	ND	ND	ND	ND
2,3,4,7,8-penta CDF	.34	PG/L	0.500	ND	ND	ND	ND	ND	ND	ND	ND	ND
1,2,3,4,7,8-hexa CDF	.284	PG/L	0.100	ND	ND	ND	ND	ND	ND	ND	ND	ND
1,2,3,6,7,8-hexa CDF	.281	PG/L	0.100	ND	DNQ0.174	DNQ0.136	ND	ND	ND	DNQ0.575	DNQ0.230	DNQ0.207
1,2,3,7,8,9-hexa CDF	.348	PG/L	0.100	ND	ND	ND	ND	ND	ND	ND	ND	ND
2,3,4,6,7,8-hexa CDF	.294	PG/L	0.100	ND	ND	ND	ND	ND	ND	ND	ND	ND
1,2,3,4,6,7,8-hepta CDF	.324	PG/L	0.010	DNQ0.051	DNQ0.065	DNQ0.049	DNQ0.042	DNQ0.067	DNQ0.035	DNQ0.066	DNQ0.035	DNQ0.034
1,2,3,4,7,8,9-hepta CDF	.49	PG/L	0.010	ND	ND	ND	ND	ND	ND	ND	ND	ND
octa CDF	.805	PG/L	0.001	DNQ0.015	DNQ0.017	DNQ0.013	DNQ0.010	DNQ0.018	DNQ0.009	DNQ0.015	DNQ0.008	DNQ0.007

Source				PLR	PLR	PLR
Month				TCDD	TCDD	TCDD
Analyte	MDL	Units	Equiv	OCT	NOV	DEC
				P634310	P638996	P641977
2,3,7,8-tetra CDD	.26	PG/L	1.000	ND	ND	ND
1,2,3,7,8-penta CDD	.317	PG/L	0.500	ND	ND	ND
1,2,3,4,7,8-hexa_CDD	.482	PG/L	0.100	ND	ND	ND
1,2,3,6,7,8-hexa CDD	.484	PG/L	0.100	ND	ND	ND
1,2,3,7,8,9-hexa CDD	.46	PG/L	0.100	ND	ND	ND
1,2,3,4,6,7,8-hepta CDD	.497	PG/L	0.010	DNQ0.202	DNQ0.162	DNQ0.170
octa CDD	1.41	PG/L	0.001	0.220	0.210	0.150
2,3,7,8-tetra CDF	.257	PG/L	0.100	ND	ND	ND
1,2,3,7,8-penta CDF	.335	PG/L	0.050	ND	ND	ND
2,3,4,7,8-penta CDF	.34	PG/L	0.500	ND	ND	ND
1,2,3,4,7,8-hexa CDF	.284	PG/L	0.100	ND	ND	ND
1,2,3,6,7,8-hexa CDF	.281	PG/L	0.100	ND	ND	ND
1,2,3,7,8,9-hexa CDF	.348	PG/L	0.100	ND	ND	ND
2,3,4,6,7,8-hexa CDF	.294	PG/L	0.100	ND	ND	ND
1,2,3,4,6,7,8-hepta CDF	.324	PG/L	0.010	DNQ0.043	DNQ0.039	ND
1,2,3,4,7,8,9-hepta CDF	.49	PG/L	0.010	ND	ND	ND
octa CDF	.805	PG/L	0.001	DNQ0.009	DNQ0.009	DNQ0.009

#= Refer to self monitoring report

Above are permit required CDD/CDF isomers.

nd= not detected

NA= not analyzed

NS= not sampled

## 5.5 SLUDGE DISPOSAL METHODS

The table below summarizes the biosolids beneficially used as alternate cover and land applied during CY2012. There were no changes in sludge disposal methods since the prior report.

**Table 1B. Annual Biosolids Beneficial Use & Landfill Disposal Summary**

2012 Month:	Olay Landfill		Olay Landfill Total (wet Tons)	Cullison Farms, Yuma, AZ	Norris Farm Aztec, Yuma County, AZ	Desert Ridge Farms Yuma, AZ	Butler Diamond Farms Yuma, AZ	Total (wet Tons)	%TS	Total Dry Tons	Total Biosolids (dry metric tons)
	Olay Landfill Biosolids (wet Tons)	Beneficial Use <sup>1</sup> (wet Tons)		Beneficial Use <sup>2</sup> (wet Tons)	Beneficial Use <sup>2</sup> (wet Tons)	Beneficial Use <sup>2</sup> (wet Tons)	Beneficial Use <sup>2</sup> (wet Tons)				
January		7,098.14	7,098.14	1,511.28		195.94		8,805.36	29.2	2,571.17	2,332.56
February		5,983.57	5,983.57	1,243.47		737.30		7,964.34	30.7	2,445.05	2,218.15
March		6,242.67	6,242.67	2,339.72		0.00		8,582.39	29.9	2,566.13	2,328.00
April		6,527.37	6,527.37	1,325.32		374.13		8,226.82	28.6	2,352.87	2,134.52
May		7,741.17	7,741.17	1,849.03		611.23		10,201.43	27.8	2,836.00	2,572.82
June		7,140.87	7,140.87	1,805.74	0.00	415.45		9,362.06	27.6	2,583.93	2,344.14
July		7,430.75	7,430.75	472.03	1,970.72			9,873.50	27.1	2,675.72	2,427.41
August		8,090.14	8,090.14	248.42	849.92		1,120.48	10,308.96	27.7	2,855.58	2,590.58
September		7,360.76	7,360.76	1,593.85	0.00			8,954.61	27.9	2,498.34	2,266.49
October		8,520.45	8,520.45	2,051.94	0.00			10,572.39	27.8	2,939.12	2,666.37
November		7,274.94	7,274.94	1,869.64	0.00			9,144.58	28.7	2,624.49	2,380.94
December		7,602.15	7,602.15	1,574.07	0.00			9,176.22	27.8	2,550.99	2,314.26
<b>Total:</b>		87,012.98	87,012.98	17,884.51	2,820.64	2,334.05	1,120.48	111,172.66		31,499.39	28,576.25
<b>Monthly Average:</b>		7,251.08	7,251.08	1,490.38	402.95	389.01	1,120.48	9,264.39	28.4	3,068.50	2,381.35

<sup>1</sup> beneficial use as Alternative Daily Cover.

<sup>2</sup> beneficial use in Land Application.