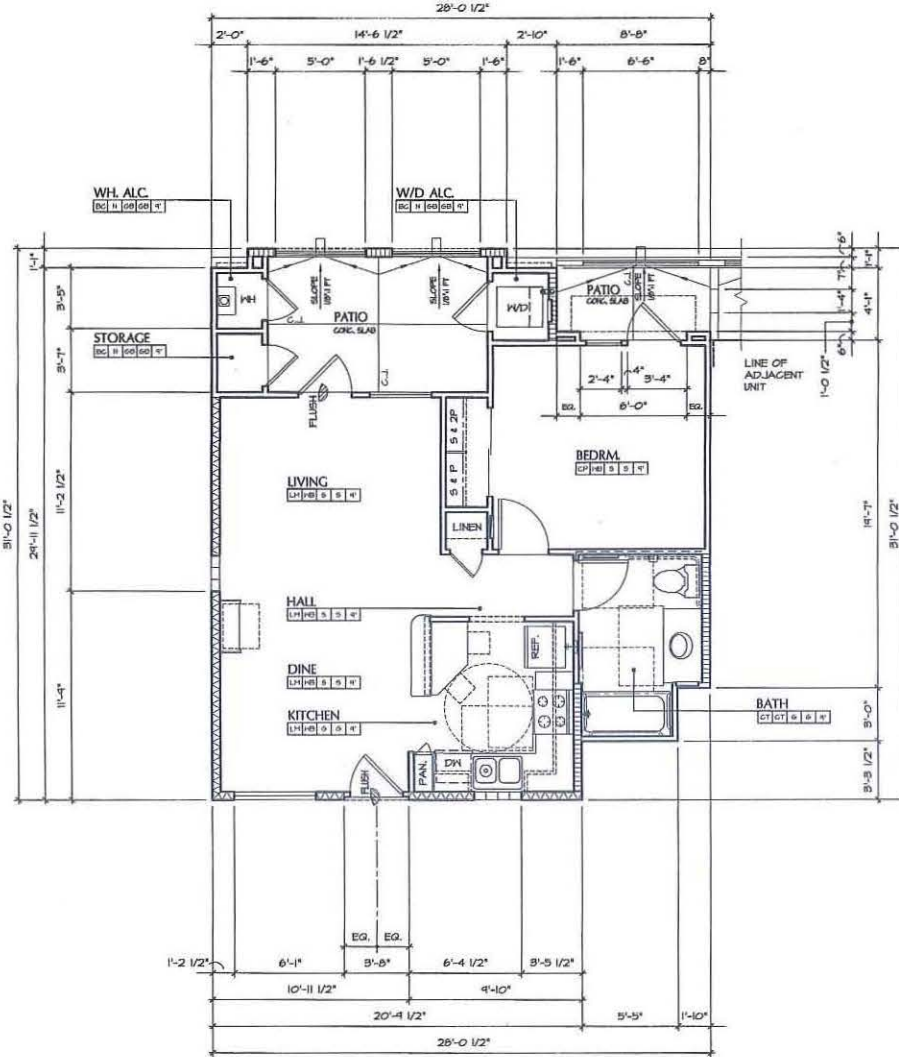
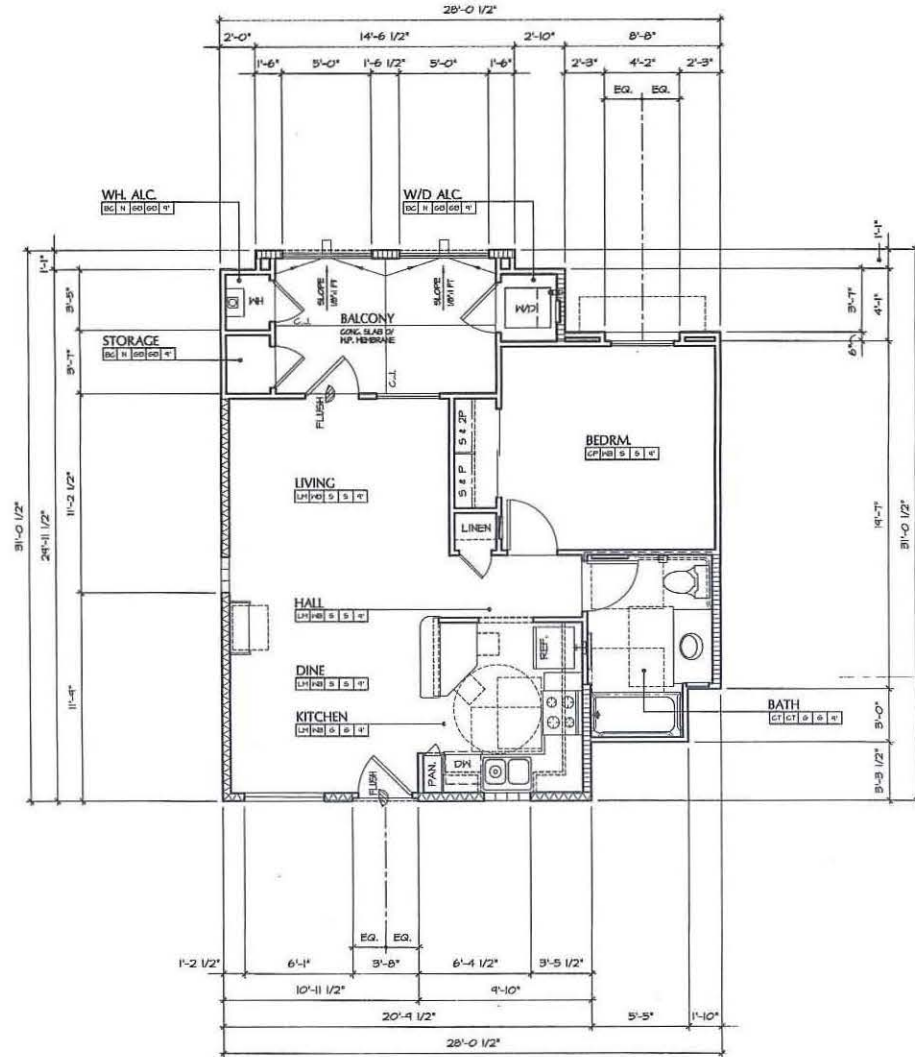


**PLAN SHEET LEGEND**

	2x4 STUD WALL		HALL W/ BATT SOUND ATTENUATION INSULATION
	2x6 STUD WALL		NOTES CEILING HT.
	2x6 WALL WITH STAGGERED STUDS		INDICATES HANDICAP STAINLESS STEEL GRAB BAR FLOOR OR WALL-MOUNTED PER PLANS.
	INDICATES TOILET PAPER DISPENSER LOCATION AT 24" FROM FIN. FLR. 2" FROM CABINET EDGE.		INDICATES 24" TOWEL BAR SEE SHEET NOTE NO. 10.
	INDICATES DIRECTION OF SLIDING DOOR OR WINDOW PANE.		INDICATES FLOOR DRAIN LOCATION
	INDICATES RECESSED MEDICARE CABINET (M/C) BY LEREN MODEL NO. R33P4 TYP. MODEL NO. 125-36 HI AT LIMITED WALL SPACE. SEE SHEET NOTE 45.		INDICATES RECESSED CLG. AREA TO 8'-0" CLG. UNLQ.
	INDICATES RECESSED M/C AREA TO 8'-0" CLG. UNLQ.		INDICATES AREA OF UNIT PLAN IDENTICAL TO REFERENCED UNIT PLAN FOR TYP. NOTES, SWS, & DETAILS.

**PLAN FINISH SCHEDULE LEGEND**

ROOM NAME	ROOM	CEILING HEIGHT	N	NONE	X	PER OWNER
FLOOR MATERIAL			GD	GYP. BD. TAPED/PANDED, 1 COAT PAINT, PER SPECS.		
BASE MATERIAL						
CT CERAMIC TILE, PER SPECS.	BC	BROOM FINISH CONC.	F	GYP. BD. LIGHT ORANGE FEEL TEXTURE & FLAT LATEX PAINT PER SPECS.		
CP CARPET W/ PAD, PER SPECS.	DK	WATERPROOF DECK TOPPING, PER SPECS.	S	GYP. BD. LIGHT ORANGE FEEL TEXTURE & SEMI-GLOSS ENAMEL PAINT PER SPECS.		
SV SHEET VINYL, PER SPECS.	ST	STUCCO FINISH	G	GYP. BD. LIGHT ORANGE FEEL TEXTURE & GLOSS ENAMEL PAINT PER SPECS.		
LM HD. TEXTURED LAMINATE FLOORING, PER SPECS.	FB	6" HOOD BASE PRIME & PAINTED PER SPECS.				



**UNIT A2.2 SECOND FLOOR UNIT**  
 SCALE: 1/4" = 1'-0"

1 BEDROOM - 1 BATH  
 NOTE: FOR TYP. NOTES, DIMS. AND DETAILS REFER TO UNITS A1 AND A2.1 - FLOOR PLANS

ALL DWELLING UNITS ARE ADAPTABLE AND ACCESSIBLE UNITS

**UNIT A2.2**

SPACE	SQ. FOOTAGE
LIVING AREA	651.1 S.F.
SUB-TOTAL	651.1 S.F.

**ACCESSORY AREAS**

SPACE	SQ. FOOTAGE
COVERED PATIO / BALG.	102.4 S.F.
WH CLOSET	10.9 S.F.
STORAGE	11.0 S.F.
MASHER-DRYER	16 S.F.
SUB-TOTAL	139.9 S.F.

<b>TOTAL</b>	<b>791.0 S.F.</b>
OPEN TO SKY PATIO/BALG.	0 S.F.
POP-OUTS	4.9 S.F.

**UNIT A2.1 FIRST FLOOR UNIT**  
 SCALE: 1/4" = 1'-0"

1 BEDROOM - 1 BATH  
 NOTE: FOR TYP. NOTES, DIMS. AND DETAILS REFER TO UNIT A1.1 - FLOOR PLAN

ALL DWELLING UNITS ARE ADAPTABLE AND ACCESSIBLE UNITS

**UNIT A2.1**

SPACE	SQ. FOOTAGE
LIVING AREA	651.1 S.F.
SUB-TOTAL	651.1 S.F.

**ACCESSORY AREAS**

SPACE	SQ. FOOTAGE
COVERED PATIO / BALG.	102.4 S.F.
WH CLOSET	10.9 S.F.
STORAGE	11.0 S.F.
MASHER-DRYER	16 S.F.
SUB-TOTAL	139.9 S.F.

<b>TOTAL</b>	<b>791.0 S.F.</b>
OPEN TO SKY PATIO/BALG.	0 S.F.
POP-OUTS	4.9 S.F.

**ACCESSIBLE UNITS NOTES**

MIN. REQUIREMENTS	COMMENTS	MIN. REQUIREMENTS	COMMENTS
NUMBER OF UNITS	SEE ARCH. SITE, SHT. A5.1	FRONT DR. PEEP HOLES	TYD (2), SEE SHT. D6.1
GRAB BARS	INSTALL PER TENANT'S REQUEST	FRONT-FRSE, INSTALL PER TENANT'S REQUEST	
SHOWER HOSE	INSTALL PER TENANT'S REQUEST	HIRE RALLS ON CABT. DOORS	BRUSHED CHROME, INSTALL PER PLANS
KITCHEN SINK	REAR CORNER DISCHARGE OR OFF-SET DRAIN PER PLUMBING PLANS	HEARING IMPAIRED DEVICE	VISUAL LIGHT ON DR. CHIME VISUAL LIGHT FOR SMOKE DETECTORS VISUAL LIGHT FOR FIRE ALARM P. FEED.
ST. REPOSITIONABLE SINK	INSTALL PER PLANS	TOWEL BAR MOUNTING HT.	ONE AT 42" AFF. AT ACCESSIBLE BATH
6" BREAD BOARDS	TYD (2), INSTALL PER PLANS	UPPER CABT. 48" AFF.	INSTALL PER SHT. G12 & INT. ELEV.
WATER CLOSET - SEAT 8" AFF.	INSTALL PER SHT. G12	RANGE/OVEN	FRONT CONTROLS, SELF-CLEANING, INSTALL PER TENANT'S REQUEST
IN-TUB SEAT	INSTALL PER TENANT'S REQUEST	RANGE HOOD	42" HIDE W/ BLG. WALL SHTGL, INSTALL PER PLANS
HIGH DENSITY PAD OR DIRECT CONTACT AT CARPET	INSTALL PER PLANS		

**ADDITIONAL REQUIREMENTS:**

- REFER TO ARCHITECTURAL SHEETS G12, G13 AND G14 FOR ADDITIONAL REQUIREMENTS.
- SEPARATE VISUAL ALARMS SHALL BE PROVIDED FOR EACH DEVICE.
- VERIFY W/ OWNER ANY ADDITIONAL ACCESSIBILITY REQUIREMENTS & INSTALLATIONS PRIOR TO CONSTRUCTION.
- THE FIRE ALARM SYSTEM SHALL HAVE NON-STRUCK NOTIFICATION IN THE HANDICAP APARTMENTS.
- UNITS DESIGNATED FOR HEARING AND VISION IMPAIRED SHALL HAVE A TELEPHONE JACK SYSTEM INTERFACE WIRING CAPABLE OF SUPPORTING VOICE AND TTY COMMUNICATION WITH PUBLIC USE SYSTEM. AN ELEC. OUTLET TO BE PROVIDED ADJ. TO PHONE JACK.
- UNITS DESIGNATED FOR HEARING AND VISION IMPAIRED SHALL HAVE SWITCH AND OUTLET COVER PLATE IN COLOR CONTRASTING COLOR FROM WALLS.

APPROVED EXHIBIT "A"  
 PROJECT NO. 17935  
 EASEMENT ABANDONMENT 7/7/58  
 APPROVAL NO(S) 648152 S/P 649664  
 APL: PDP/SDP 68-284-1619-662  
 APPROVAL BY: TRAINING OFFICER PLANNING  
 COMMISSION CITY COUNCIL 1/22/10  
 SIGNATURE: *Shandra Stealey*

**TROLLEY RESIDENTIAL DEVELOPMENT**  
**JACOBS FOUNDATION**

c/o DIAMOND MANAGEMENT, INC.  
 404 N. EUCLID AVENUE SAN DIEGO, CALIFORNIA 92114  
 (619) 527-6161 PH. (619) 298-2399 FAX

**UNIT A2 - FLOOR PLANS**

REV. NO.	DESCRIPTION	DATE	REV. NO.	DESCRIPTION	DATE
1	210 SUBMITTAL	10/05/06	1		
2	310 SUBMITTAL	01/19/10	2		

DATE: MAY, 04, 2004 SHEET: A0.3  
 JOB NO.:  
 DRAWN:  
 CHECKED:  
 SHEET 8 OF 61

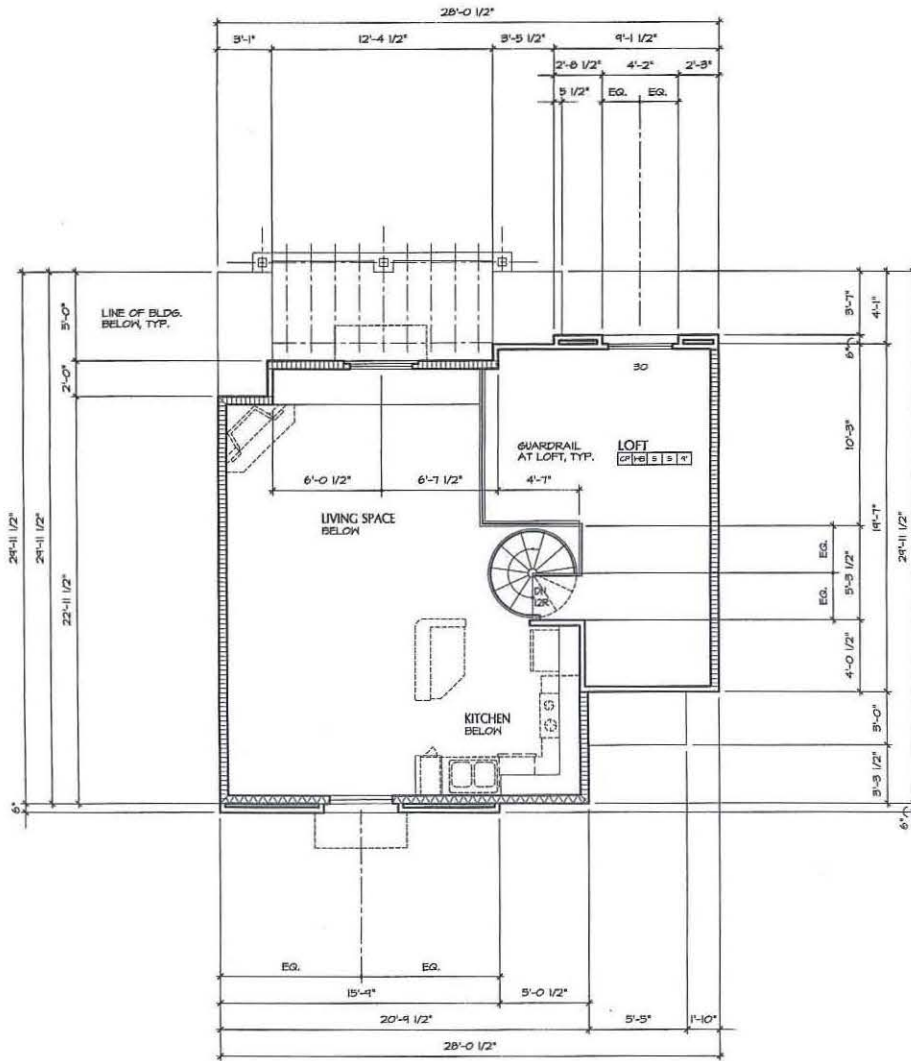
**PLAN SHEET LEGEND**

	2x4 STUD WALL		WALL W/ BATT SOUND ATTENUATION INSULATION
	2x6 STUD WALL		NOTES CEILING HT.
	2x6 WALL WITH STAGGERED STUDS		INDICATES HANDICAP STAINLESS STEEL GRAB BAR FLOOR OR WALL-MOUNTED PER PLANS
	INDICATES TOILET PAPER DISPENSER LOCATION AT 24" FROM FIN. FLR. 2" FROM CABINET EDGE		INDICATES 24" TOWEL BAR SEE SHEET NOTE NO. 10.
	INDICATES DIRECTION OF SLIDING DOOR OR WINDOW PANEL		INDICATES FLOOR DRAIN LOCATION
	INDICATES RECESSED MEDICINE CABINET (MID) BY JENSEN MODEL NO. B802PH TYP. HDS. NO. 15-36" HI AT LINED WALL SPACE. SEE SHEET NOTE #6.		INDICATES FURRED CLS. AREA TO 8"-0" CLR. UNOB.
	INDICATES SHOWER HEAD AT 68" MAX. HT.		INDICATES AREA OF UNIT PLAN IDENTICAL TO REFERENCED UNIT PLAN FOR TYP. NOTES, DIMS, & DETAILS

**PLAN FINISH SCHEDULE LEGEND**

ROOM NAME	ROOM	CEILING HEIGHT	N	NONE	X	PER OWNER
FLOOR MATERIAL		CEILING MATERIAL	6B			6YP. BD. TAPED/PAINTED, 1 COAT PAINT, PER SPECS
BASE MATERIAL		MALL FINISH				F 6YP. BD. LIGHT ORANGE FEEL. TEXTURE & FLAT LATEX PAINT PER SPECS
GT CERAMIC TILE PER SPECS.	BC	BROOM FINISH CONG.				5 6YP. BD. LIGHT ORANGE FEEL. TEXTURE & SEMI-GLOSS ENAMEL PAINT PER SPECS
CP CARPET W/ PAD, PER SPECS.	DK	WATERPROOF DECK TOPPING, PER SPECS.				6 6YP. BD. LIGHT ORANGE FEEL. TEXTURE & GLOSS ENAMEL PAINT PER SPECS
SV SHEET VINYL, PER SPECS.	ST	STUCCO FINISH				7 6YP. BD. LIGHT ORANGE FEEL. TEXTURE & GLOSS ENAMEL PAINT PER SPECS
LM HD. TEXTURED LAMINATE FLOORING, PER SPECS.	HB	6" HOOD BASE PRIMED & PAINTED PER SPECS.				

ALL IDEAS, RESERVE, ARRANGEMENTS & PLANS, UNLESS NOTED OTHERWISE, BY THE DRAWING ARE OWNED BY THE FIRM OF RODRIGUEZ ASSOCIATES ARCHITECTS & PLANNERS, INC. & ARE NOT TO BE REPRODUCED OR TRANSMITTED IN ANY FORM OR BY ANY MEANS, ELECTRONIC OR MECHANICAL, INCLUDING PHOTOCOPYING, RECORDING, OR BY ANY INFORMATION STORAGE AND RETRIEVAL SYSTEM, WITHOUT THE WRITTEN PERMISSION OF RODRIGUEZ ASSOCIATES ARCHITECTS & PLANNERS, INC. WRITTEN PERMISSIONS ON THESE DRAWINGS SHALL HAVE PRECEDENCE OVER ANY ORAL STATEMENTS OR COMMENTS ON THE JOB, & THIS OFFICE MUST BE NOTIFIED OF ALL VARIATIONS FROM THE DIMENSIONS AND CONDITIONS SHOWN BY THESE DRAWINGS.



**UNIT A2.3L**

STUDIO • LOFT • 1 BATH

NOTE: FOR TYP. NOTES, DIMS. AND DETAILS REFER TO UNITS A1J AND A2J - FLOOR PLANS

THIRD FLOOR UNIT - UPPER LEVEL

SCALE: 1/4" = 1'-0"

**UNIT A2.3L**

STUDIO • LOFT • 1 BATH

NOTE: FOR TYP. NOTES, DIMS. AND DETAILS REFER TO UNITS A1J AND A2J - FLOOR PLANS

ALL DWELLING UNITS ARE ADAPTABLE AND ACCESSIBLE UNITS  
 UNIT A2.3L

SPACE	SQ. FOOTAGE
LIVING AREA	651.0 S.F.
LOFT AREA	219.0 S.F.
SUB-TOTAL	866.1 S.F.

**ACCESSORY AREAS**

SPACE	SQ. FOOTAGE
COVERED PATIO / BALG.	0 S.F.
WH CLOSET	10.5 S.F.
STORAGE	11.0 S.F.
WASHER-DRYER	16 S.F.
SUB-TOTAL	37.5 S.F.

<b>TOTAL</b>	<b>903.6 S.F.</b>
--------------	-------------------

OPEN TO SKY PATIO/BALG.	102.4 S.F.
POP-OUTS	26.3 S.F.

PER SDG: IIB.0234(b)(4) PHANTOM FLOOR = 444 S.F.

THIRD FLOOR UNIT - MAIN LEVEL

SCALE: 1/4" = 1'-0"

APPROVED EXHIBIT "A"

PROJECT NO. 179952  
 EXHIBIT A - ABANDONMENT #17578  
 APPROVAL NO. SDP 640157 SDP 649664  
 MM SDP SDP 582176/61952  
 APPROVED BY: J. JUNG  
 COMMISSION: CITY OF JUNCTION  
 SIGNATURE: *Andria Pasley*

**TROLLEY RESIDENTIAL DEVELOPMENT**  
**JACOBS FOUNDATION**

c/o DIAMOND MANAGEMENT, INC.  
 404 N. EUCLID AVENUE SAN DIEGO, CALIFORNIA 92114  
 (619) 527-6161 PH. (619) 298-2399 FAX

**UNIT A2 - FLOOR PLANS**

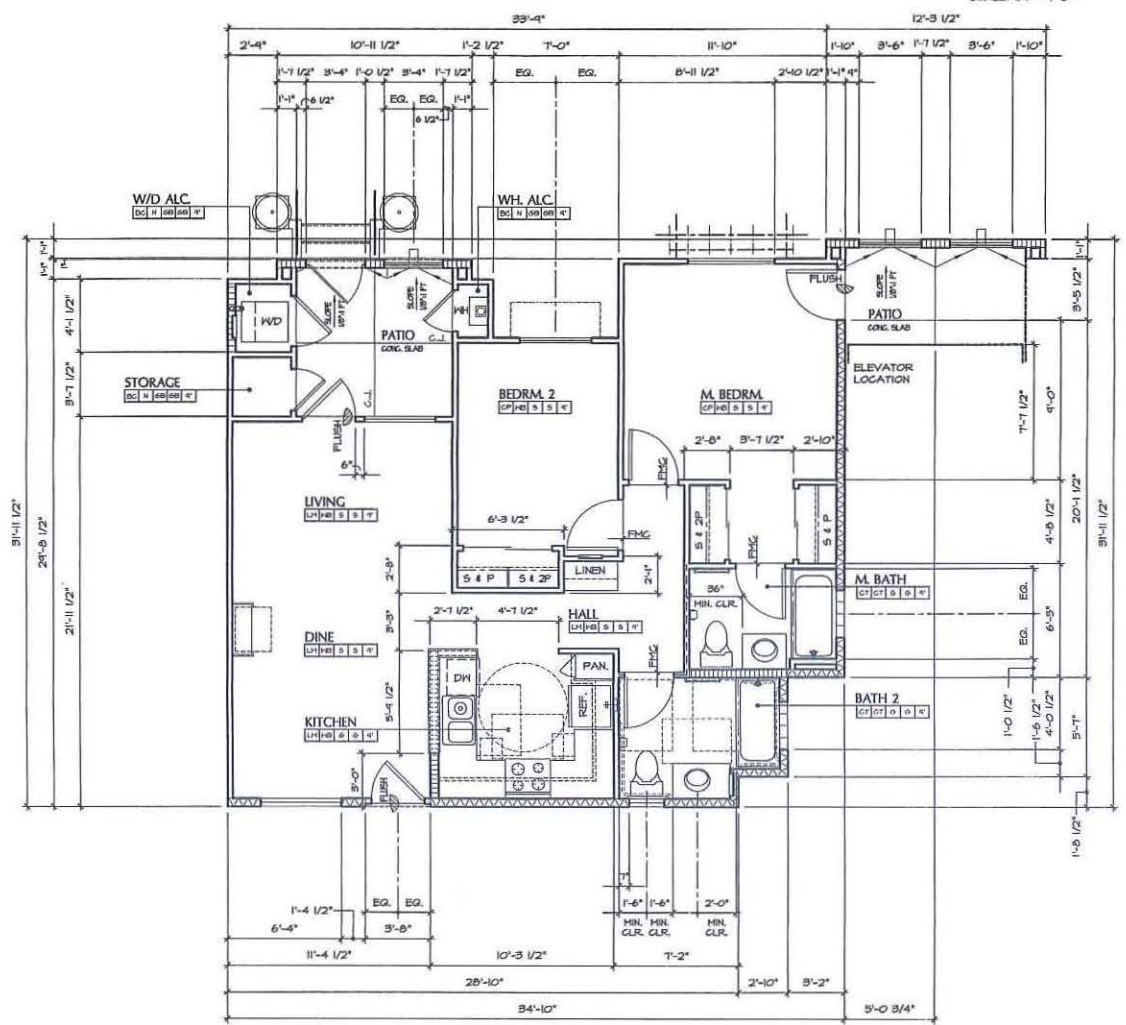
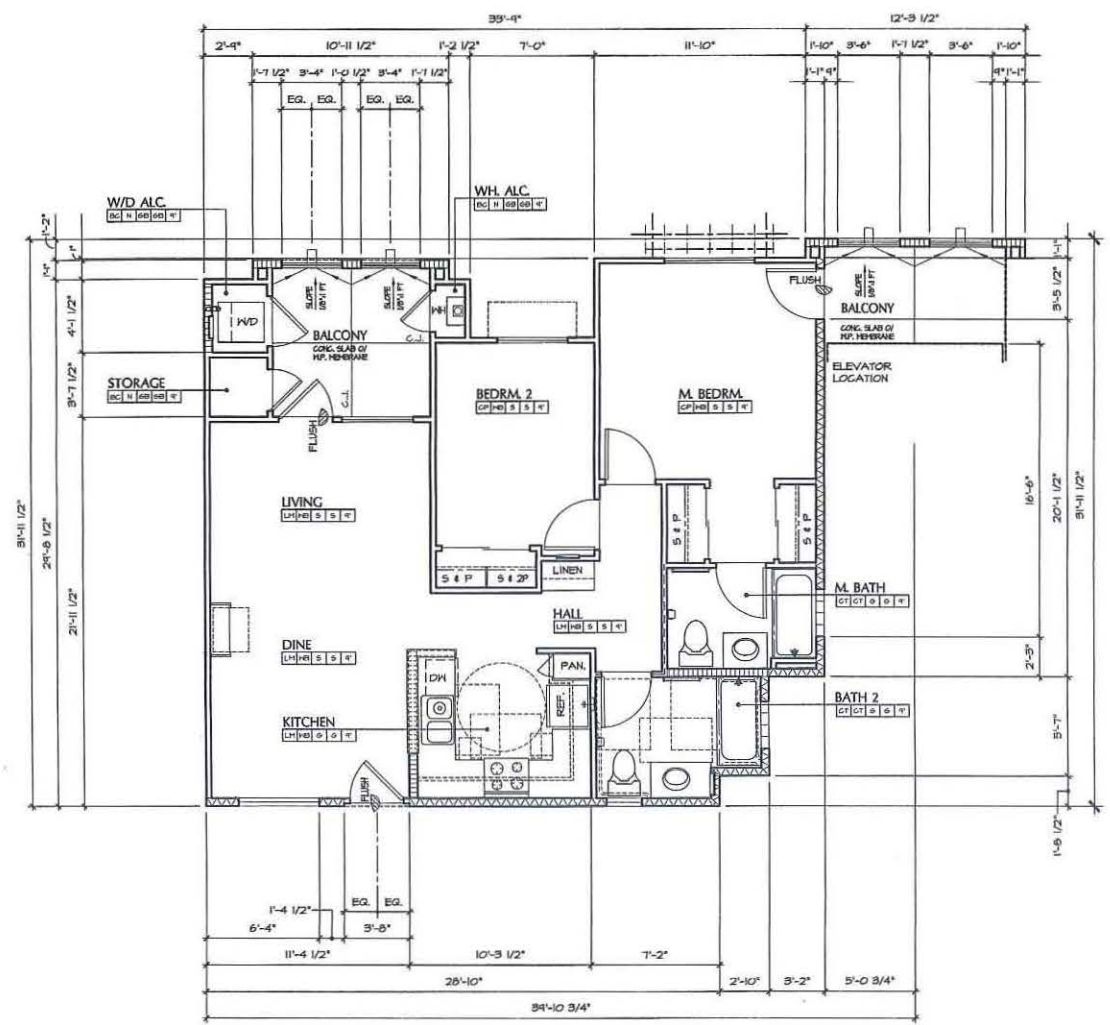
REV. NO.	DESCRIPTION	DATE	REV. NO.	DESCRIPTION	DATE
1	2ND SUBMITTAL	10/09/09	1		
2	3RD SUBMITTAL	01/19/10	2		



DATE: MAY, 01, 2004  
 SHEET: A0.4  
 JOB NO.:  
 DRAWN:  
 CHECKED:  
 SHEET 9 OF 61

**UNIT B1.1 - PARTIAL PLAN AT PATIO AREA**

FIRST FLOOR UNIT  
 SCALE: 1/4" = 1'-0"



**PLAN SHEET LEGEND**

2x4 STUD HALL	HALL W/ BATT SOUND ATTENUATION INSULATION
2x6 STUD HALL	NOTES CEILING HT.
2x6 HALL WITH STAGGERED STUDS	INDICATES HANDICAP STAINLESS STEEL GRAB BARS, FLOOR OR WALL-MOUNTED PER PLANS
INDICATES TOILET PAPER DISPENSER LOCATION AT 24" FROM FLOOR 2" FROM CABINET EDGE	INDICATES 24" TOWEL BAR SEE SHEET NO. 10.
INDICATES DIRECTION OF SLIDING DOOR OR WINDOW PANEL	INDICATES FLOOR DRAIN LOCATION
INDICATES REVERSED HINGE CABINET (SHO) BY LEIBER MODEL NO. 83P24 TYP. MODEL NO. 28-36 HI AT LIMITED WALL SPACE SEE SHEET NO. 15	INDICATES FINISHED CLR. AREA TO 8'-0" CLR. UNO.
INDICATES SHOWER HEAD AT 60" MAX HT.	INDICATES AREA OF UNIT PLAN IDENTICAL TO REFERENCED UNIT PLAN FOR TYP. NOTES, DIMS. & DETAILS

**PLAN FINISH SCHEDULE LEGEND**

ROOM NAME	ROOM	CEILING HEIGHT	N	NON	X	PER OWNER
FLOOR MATERIAL	CEILING MATERIAL	WALL FINISH	6B	6TP, BD, TAPED/PAINTED, 1 COAT PAINT, PER SPECS.		
CT CERAMIC TILE, PER SPECS.	EG BROOM FINISH CONC.		F	6TP, BD, LIGHT ORANGE PEEB. TEXTURE 4 FLAT LATEX PAINT PER SPECS.		
CP CARPET W/ PAD, PER SPECS.	DK WATERPROOF DECK TOPPING, PER SPECS.		S	6TP, BD, LIGHT ORANGE PEEB. TEXTURE 4 SEMI-GLOSS ENAMEL PAINT PER SPECS.		
SV SHEET VINYL, PER SPECS.	ST STUCCO FINISH		6	6TP, BD, LIGHT ORANGE PEEB. TEXTURE 4 GLOSS ENAMEL PAINT PER SPECS.		
LH HD, TEXTURED LAMINATE FLOORING, PER SPECS.	PEB 6" HOOD BASE PRIME D PAINTED PER SPECS.					

**UNIT B1.2**

SECOND FLOOR UNIT  
 SCALE: 1/4" = 1'-0"

2 BEDROOM - 2 BATH  
 NOTE: FOR TYP. NOTES, DIMS. AND DETAILS REFER TO UNIT B1.1 - FLOOR PLAN  
 ALL DWELLING UNITS ARE ADAPTABLE AND ACCESSIBLE UNITS

**UNIT B1.2**

SPACE	SQ. FOOTAGE
LIVING AREA	843.6 S.F.
SUB-TOTAL	893.6 S.F.

**ACCESSORY AREAS**

SPACE	SQ. FOOTAGE
COVERED PATIO / BALG.	142.8 S.F.
WH CLOSET	7.5 S.F.
STORAGE	13.9 S.F.
WASHER-DRYER	15.0 S.F.
SUB-TOTAL	179.2 S.F.

<b>TOTAL</b>	<b>1072.8 S.F.</b>
OPEN TO SKY PATIO/BALG.	0 S.F.
POP-OUTS	0 S.F.

**UNIT B1.1**

FIRST FLOOR UNIT  
 SCALE: 1/4" = 1'-0"

2 BEDROOM - 2 BATH  
 ALL DWELLING UNITS ARE ADAPTABLE AND ACCESSIBLE UNITS

**UNIT B1.1**

SPACE	SQ. FOOTAGE
LIVING AREA	843.6 S.F.
SUB-TOTAL	893.6 S.F.

**ACCESSORY AREAS**

SPACE	SQ. FOOTAGE
COVERED PATIO / BALG.	142.8 S.F.
WH CLOSET	7.5 S.F.
STORAGE	13.9 S.F.
WASHER-DRYER	15.0 S.F.
SUB-TOTAL	179.2 S.F.

<b>TOTAL</b>	<b>1073 S.F.</b>
OPEN TO SKY PATIO/BALG.	0 S.F.
POP-OUTS	0 S.F.

**ACCESSIBLE UNITS NOTES**

MIN. REQUIREMENTS	COMMENTS	MIN. REQUIREMENTS	COMMENTS
NUMBER OF UNITS	SEE AREA, SITE, SHY, ADJ	FRONT DR. PEEP HOLES	THD (2), SEE SHY, SG-1
GRAB BARS	INSTALL PER TENANTS REQUEST	SIDE BY SIDE REP.	FRONT-FRONT, INSTALL PER TENANTS REQUEST
SHOWER HOSE	INSTALL PER TENANTS REQUEST	HIRE PULLS ON CABT. DOORS	BROKED GRAPHE, INSTALL PER PLANS
KITCHEN SINK	REAR CORNER DISHWASHER, DIS. ORF-SET DRAIN PERK. PLUMBING PLANS	HEARING IMPAIRED DEVICE	VISUAL LIGHT ON DRK. CHIME VISUAL LIGHT FOR SMOKE DETECTORS VISUAL UNIT FOR FIRE ALARM, P REED.
KIT. REPOSITIONABLE SINK	INSTALL PER PLANS	TOWEL BAR MOUNTING HT.	ONE AT 40" AFF. AT ACCESSIBLE BATH
2 1/2" BREAD BOARDS	THD (2), INSTALL PER PLANS	UPPER CABT. 48" AFF.	INSTALL PER SHY, GNL2 & INT. ELEV.
WATER CLOSET- SEAT 2' AFF.	INSTALL PER SHY, GNL2	RANGE/OVEN	FRONT CONTROLS, SELF-CLEANING, INSTALL PER TENANTS REQUEST
IN-TUB SEAT	INSTALL PER TENANTS REQUEST	RANGE HOOD	42" HOOD W/ ELEC. HALL SWITCH, INSTALL PER PLANS
HIGH DENSITY PAD OR DIRECT CONTACT AT CARPET	INSTALL PER PLANS		

**ADDITIONAL REQUIREMENTS:**

- REFER TO ARCHITECTURAL SHEETS GNL2, GNL3 AND GNL4 FOR ADDITIONAL REQUIREMENTS.
- SEPARATE VISUAL ALARMS SHALL BE PROVIDED FOR EACH DEVICE.
- VERIFY W/ OWNER ANY ADDITIONAL ACCESSIBILITY REQUIREMENTS & INSTALLATIONS PRIOR TO CONSTRUCTION.
- THE FIRE ALARM SYSTEM SHALL HAVE WORKSTATION NOTIFICATION IN THE HANDICAP APARTMENTS.
- UNITS DESIGNATED FOR HEARING AND VISION IMPAIRED SHALL HAVE A TELEPHONE JACK SYSTEM INTERFACE HIRING CAPABLE OF SUPPORTING VOICE AND TTY COMMUNICATION WITH PUBLIC USE SYSTEM. AN ELEC. OUTLET TO BE PROVIDED ADJ. TO PHONE JACK.
- UNITS DESIGNATED FOR HEARING AND VISION IMPAIRED SHALL HAVE SWITCH AND OUTLET COVER PLATE IN CONTRASTING COLOR FROM WALLS.

APPROVED EXHIBIT "A"  
 PROJECT NO. 179950  
 APARTMENT ABANDONMENT #17522  
 APPLICANT NO. 1) PDP 648152, SDP 649267  
 AM, SDP, TYP 619562, SDP 176  
 APPROVE: BY THE COMMISSIONER OF LAW ENFORCEMENT  
 COMMISSIONER: J. J. LINDEN  
 SIGNATURE: *Andria Jostley*

**TROLLEY RESIDENTIAL DEVELOPMENT**  
**JACOBS FOUNDATION**

c/o DIAMOND MANAGEMENT, INC.  
 404 N. EUCLID AVENUE SAN DIEGO, CALIFORNIA 92114  
 (619) 527-6161 PH. (619) 298-2399 FAX

**UNIT B1 - FLOOR PLANS**

REV. NO.	DESCRIPTION	DATE	REV. NO.	DESCRIPTION	DATE
1	2ND SUBMITTAL	10/09/09	1		
2	3RD SUBMITTAL	01/19/10	1		



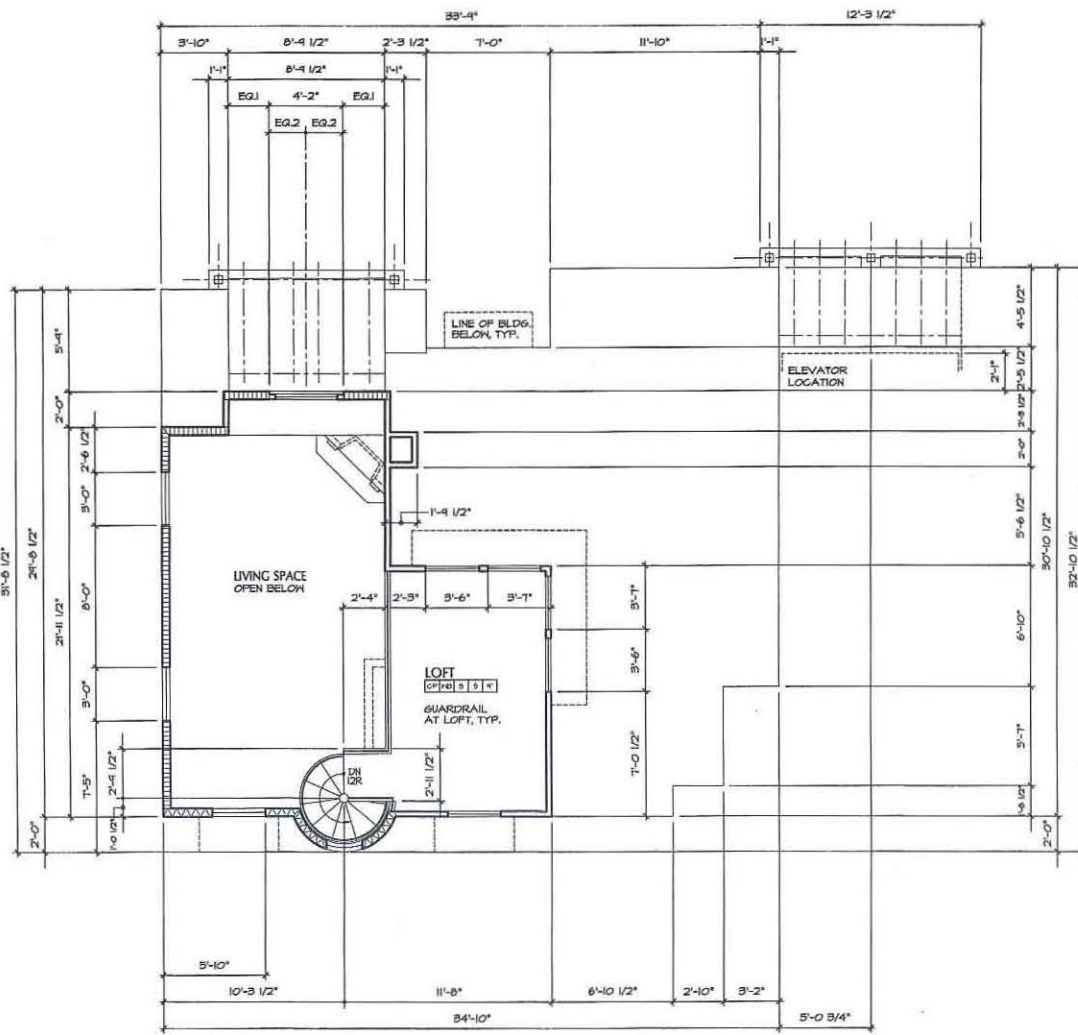
DATE: MAY, 04, 2009 SHEET  
 JOB NO.:  
 DRAWN:  
 CHECKED:  
**A0.5**  
 SHEET 10 OF 61

**PLAN SHEET LEGEND**

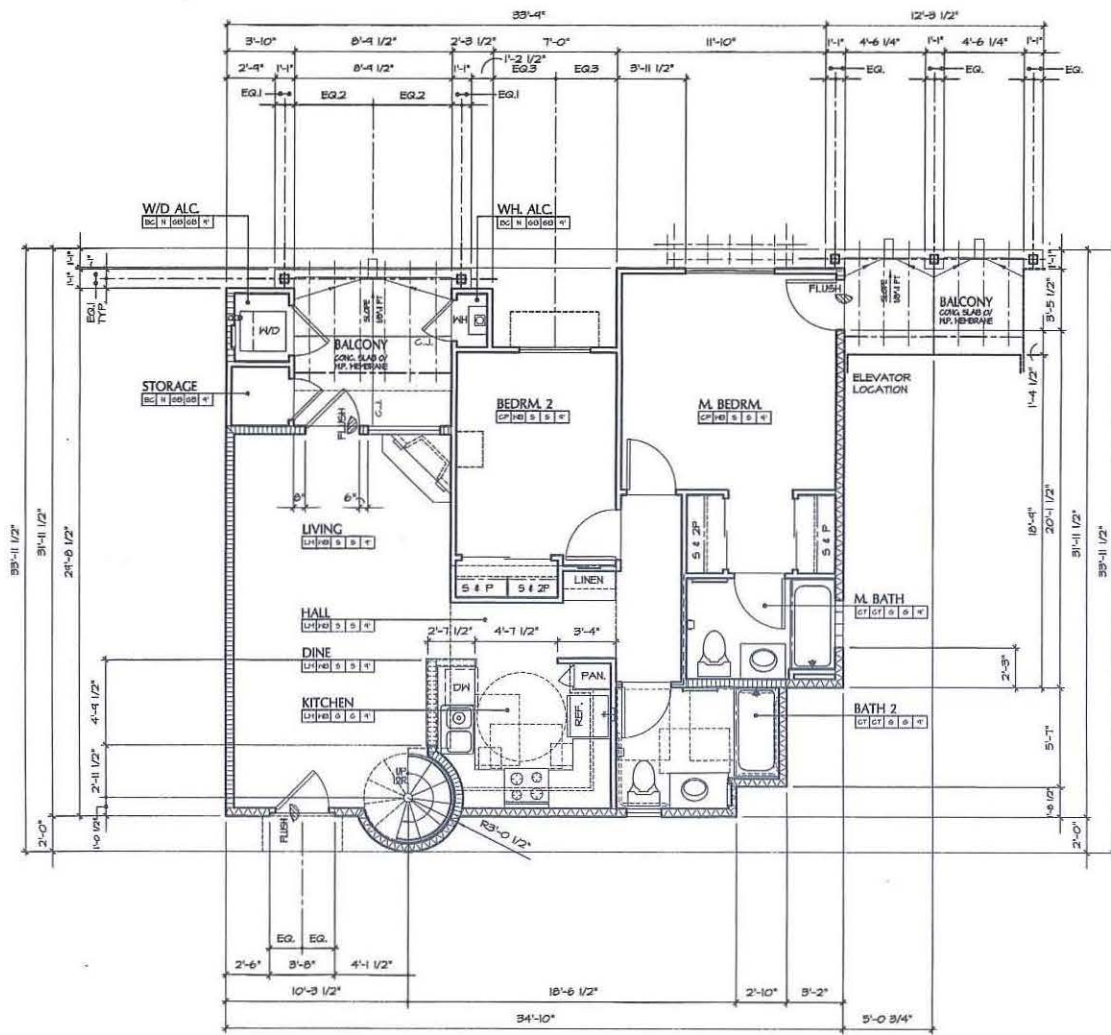
	2x4 STUD WALL		HALL W/ BATT SOUND ATTENUATION INSULATION
	2x6 STUD WALL		NOTES CEILING HT.
	2x6 WALL WITH STAGGERED STUDS		INDICATES HANDICAP STAIRS, STEEL GRAB BAR, FLOOR OR WALL-MOUNTED PER PLANS.
	INDICATES TOILET PAPER DISPENSER LOCATION AT 24" FROM FIN. FLR.		INDICATES 24" TOWEL BAR. SEE SHEET NOTE NO. 10.
	INDICATES DIRECTION OF SLIDING DOOR OR HINGED PANEL.		INDICATES FLOOR DRAIN LOCATION
	INDICATES RECESSED MEDICARE CABINET (M.C.) BY JENSEN MODEL NO. 68EP24 TYP. MODEL NO. 75-36 HI AT LIMITED WALL SPACE. SEE SHEET NOTE 15.		INDICATES PURGED CLG. AREA TO 8'-0" CLR. UNCG.
	INDICATES SINKER HEAD AT 88" MAX. HT.		INDICATES AREA OF BERTH PLAN PERICAL TO REFERENCED INT PLAN FOR TYP. NOTES 016, 1 DETAILS.

**PLAN FINISH SCHEDULE LEGEND**

ROOM NAME	ROOM	CEILING HEIGHT	N	PER OTHER
FLOOR MATERIAL:		CEILING MATERIAL:	GG	6"PT. BD. TAPED/PAINTED. 1 COAT PAINT, PER SPECS.
BASE MATERIAL:		WALL FINISH:	F	6"PT. BD. LIGHT ORANGE FELT. TEXTURE & FLAT LATEX PAINT PER SPECS.
CT CERAMIC TILE, PER SPECS.	BC BROOM FINISH CONC.		S	6"PT. BD. LIGHT ORANGE FELT. TEXTURE & SEMI-GLOSS ENAMEL PAINT PER SPECS.
CP CARPET IV PAD, PER SPECS.	DK WATERPROOF DECK TOPPING, PER SPECS.		G	6"PT. BD. LIGHT ORANGE FELT. TEXTURE & GLOSS ENAMEL PAINT PER SPECS.
SV SHEET VINYL, PER SPECS.	ST STUCCO FINISH			
LM HD. TEXTURED LAMINATE FLOORING, PER SPECS.	FB 6" HOOD BASE FINISH & PAINTED PER SPECS.			



**UNIT B13L**  
 2 BEDROOM - LOFT - 2 BATH  
 THIRD FLOOR UNIT - UPPER LEVEL  
 SCALE: 1/4" = 1'-0"



**UNIT B13L**  
 2 BEDROOM - LOFT - 2 BATH  
 THIRD FLOOR UNIT - MAIN LEVEL  
 SCALE: 1/4" = 1'-0"

NOTE: FOR TYP. NOTES, DIMS. AND DETAILS REFER TO UNIT B11 - FLOOR PLAN

ALL DWELLING UNITS ARE ADAPTABLE AND ACCESSIBLE UNITS

**UNIT B13L**

SPACE	SQ. FOOTAGE
LOFT AREA	186.5 S.F.
LIVING AREA BELOW	101.1 S.F.
<b>SUB-TOTAL</b>	<b>1040.4 S.F.</b>

**ACCESSORY AREAS**

SPACE	SQ. FOOTAGE
COVERED PATIO / BALG.	0 S.F.
WH CLOSET	7.5 S.F.
STORAGE	13.1 S.F.
WASHER-DRYER	15.0 S.F.
<b>SUB-TOTAL</b>	<b>372 S.F.</b>
<b>TOTAL</b>	<b>1077.6 S.F.</b>

OPEN TO SKY PATIO/BALG. 142.0 S.F.  
 POP-OUTS 28 S.F.  
 PER SDMC 118.0284(b)(4) PHANTOM FLOOR = 241 S.F.

APPROVED EXHIBIT "A"  
 PROJECT NO. 179950  
 AGREEMENT ABANDON HEAT 7/15/08  
 APPROVAL WITH IDB 448152 SDP 6/4/07  
 MM PDP SDP 582176 6/19/07  
 APPROVED BY: [Signature] JUN 19 2007  
 COMMISSION CITY OF JUNDISHOW 5/22/07  
 SIGNATURE: [Signature]

**TROLLEY RESIDENTIAL DEVELOPMENT**  
**JACOBS FOUNDATION**  
 c/o DIAMOND MANAGEMENT, INC.  
 404 N. EUCLID AVENUE SAN DIEGO, CALIFORNIA 92114  
 (619) 527-6161 PH. (619) 298-2399 FAX

**UNIT B1 - FLOOR PLANS**

REV. NO.	DESCRIPTION	DATE	REV. NO.	DESCRIPTION	DATE
1	2ND SUBMITTAL	10/06/09	1		
2	3RD SUBMITTAL	01/19/10	1		

DATE: MAY. 04, 2009 SHEET: **A0.6**  
 JOB NO.:  
 DRAWN:  
 CHECKED:  
 SHEET 11 OF 61

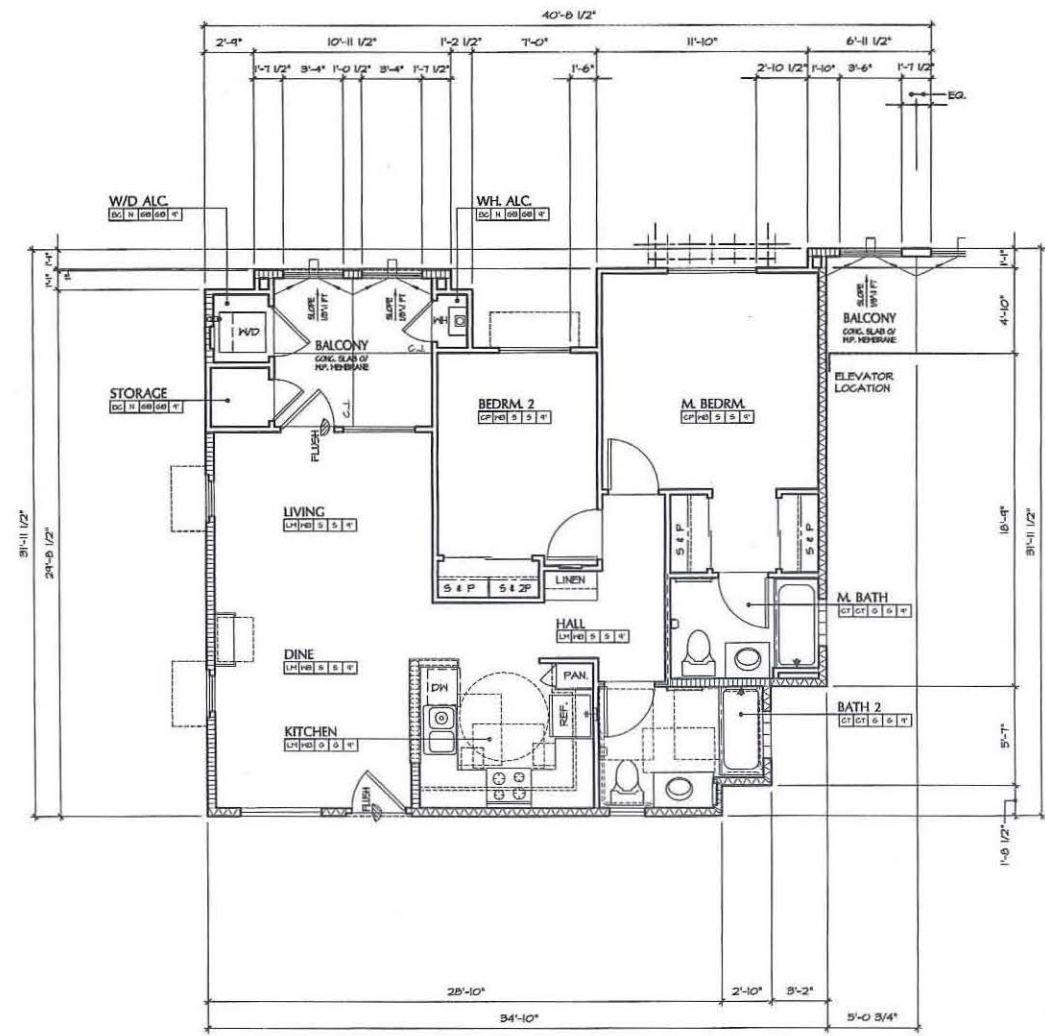
ALL IDEAS, DESIGNS, ARRANGEMENTS & PLANS INDICATED OR REPRESENTED BY THIS DRAWING ARE OWNED BY, & THE PROPERTY OF RODRIGUEZ ASSOCIATES ARCHITECTS & PLANNERS, INC. & WERE CREATED, DEVELOPED & DEVELOPED FOR USE ON, & IN CONNECTION WITH, THE SPECIFIED PROJECT. THE SPECIFIED PROJECT MUST BE NOTIFIED OF ALL VARIATIONS FROM THE DIMENSIONS AND CONDITIONS SHOWN BY THESE DRAWINGS. PERMISSION OF RODRIGUEZ ASSOCIATES ARCHITECTS & PLANNERS, INC. WRITTEN DIMENSIONS ON THESE DRAWINGS SHALL HAVE PRECEDENCE OVER SCALED DIMENSIONS. CONTRACTOR SHALL VERIFY AND BE RESPONSIBLE FOR ALL DIMENSIONS AND CONDITIONS ON THE JOB. & THIS OFFICE MUST BE NOTIFIED OF ALL VARIATIONS FROM THE DIMENSIONS AND CONDITIONS SHOWN BY THESE DRAWINGS.

**PLAN SHEET LEGEND**

	2x4 STUD WALL		WALL W/ BATT SOUND ATTENUATION INSULATION
	2x6 STUD WALL		NOTES CEILING HT.
	2x6 WALL WITH STAGGERED STUDS		INDICATES HANDICAP STAINLESS STEEL GRAB BAR, FLOOR OR WALL MOUNTED PER PLAN
	INDICATES TOILET PAPER DISPENSER LOCATION AT 24" FROM FIX. FLR. 2" FROM CABINET EDGE		INDICATES 24" TONE BAR. SEE SHEET NOTE NO. 10.
	INDICATES DIRECTION OF SLIDING DOOR OR WINDOW PANEL		INDICATES FLOOR DRAIN LOCATION
	INDICATES RECESSED MEDICINE CABINET (MCO) BY JENSEN MODEL NO. 8850PM TYP. MODEL NO. 88-36 INI AT LIMITED WALL SPACE. SEE SHEET NOTE 15.		INDICATES FURRED GLS. AREA TO 8'-0" CLR. UNO.
	INDICATES SHOWER HEAD AT 68" MAX. HT.		INDICATES AREA OF UNIT PLAN OVERRIDDEN TO REFERENCE UNIT PLAN FOR TYP. NOTES, DEFS. & DETAILS.

**PLAN FINISH SCHEDULE LEGEND**

ROOM NAME	ROOM	CEILING HEIGHT	N	NCNE	X	PER OWNER
FLOOR MATERIAL	CEILING MATERIAL	BASE MATERIAL	WALL FINISH	GB	GYP. BD. TAPED/PAINED. 1 COAT PAINT, PER SPEC.	
GT CERAMIC TILE, PER SPEC.S	BC BROOM FINISH CONC.	FC	GYP. BD. LIGHT ORANGE PEEL TEXTURE & FLAT LATEX PAINT PER SPEC.S			
GP CARPET W/ PAD, PER SPEC.S	DK WATERPROOF DECK TOPPING, PER SPEC.S	5	GYP. BD. LIGHT ORANGE PEEL TEXTURE & SEMI-GLOSS ENAMEL PAINT PER SPEC.S			
SV SHEET VINYL, PER SPEC.S	ST STUCCO FINISH	6	GYP. BD. LIGHT ORANGE PEEL TEXTURE & GLOSS ENAMEL PAINT PER SPEC.S			
LM HD. TEXTURED LAMINATE FLOORING, PER SPEC.S	YB 8" MOOD BASE PRIME # PAINTED PER SPEC.S					



**UNIT B2.2**

**SECOND FLOOR UNIT**

2 BEDROOM • 2 BATH  
 NOTE: FOR TYP. NOTES, DIMS. AND DETAILS REFER TO UNIT B1.1 - FLOOR PLANS  
 ALL DWELLING UNITS ARE ADAPTABLE AND ACCESSIBLE UNITS

**UNIT B2.2**

SPACE	SQ. FOOTAGE
LIVING AREA	845.6 S.F.
SUB-TOTAL	893.6 S.F.

**ACCESSORY AREAS**

SPACE	SQ. FOOTAGE
COVERED PATIO / BALG.	80.0 S.F.
WH CLOSET	7.5 S.F.
STORAGE	13.9 S.F.
WASHER-DRYER	15.0 S.F.
SUB-TOTAL	117.2 S.F.
<b>TOTAL</b>	<b>1010.8 S.F.</b>
OPEN TO SKY PATIO/BALG.	0 S.F.
POP-OUTS	0 S.F.

APPROVED EXHIBIT "A"  
 PROJECT NO. 17950  
 EASEMENT APPOINTMENT 71558  
 APPROVAL NO(S) SDP 67492 PDP 448162  
 AND PDP/SDP 682156/47582  
 APPROVED BY: HEARING OFFICER/PLANNING COMMISSION CITY COUNCIL ON 5-24-10  
 SIGNATURE *Donna J. Jolley*

**TROLLEY RESIDENTIAL DEVELOPMENT**  
**JACOBS FOUNDATION**  
 c/o DIAMOND MANAGEMENT, INC.  
 404 N. EUCLID AVENUE SAN DIEGO, CALIFORNIA 92114  
 (619) 527-6161 PH. (619) 298-2399 FAX

**UNIT B2 - FLOOR PLANS**

REV. NO.	DESCRIPTION	DATE	REV. NO.	DESCRIPTION	DATE
1	2ND SUBMITTAL	10/08/09	1		
2	3RD SUBMITTAL	01/19/10	2		

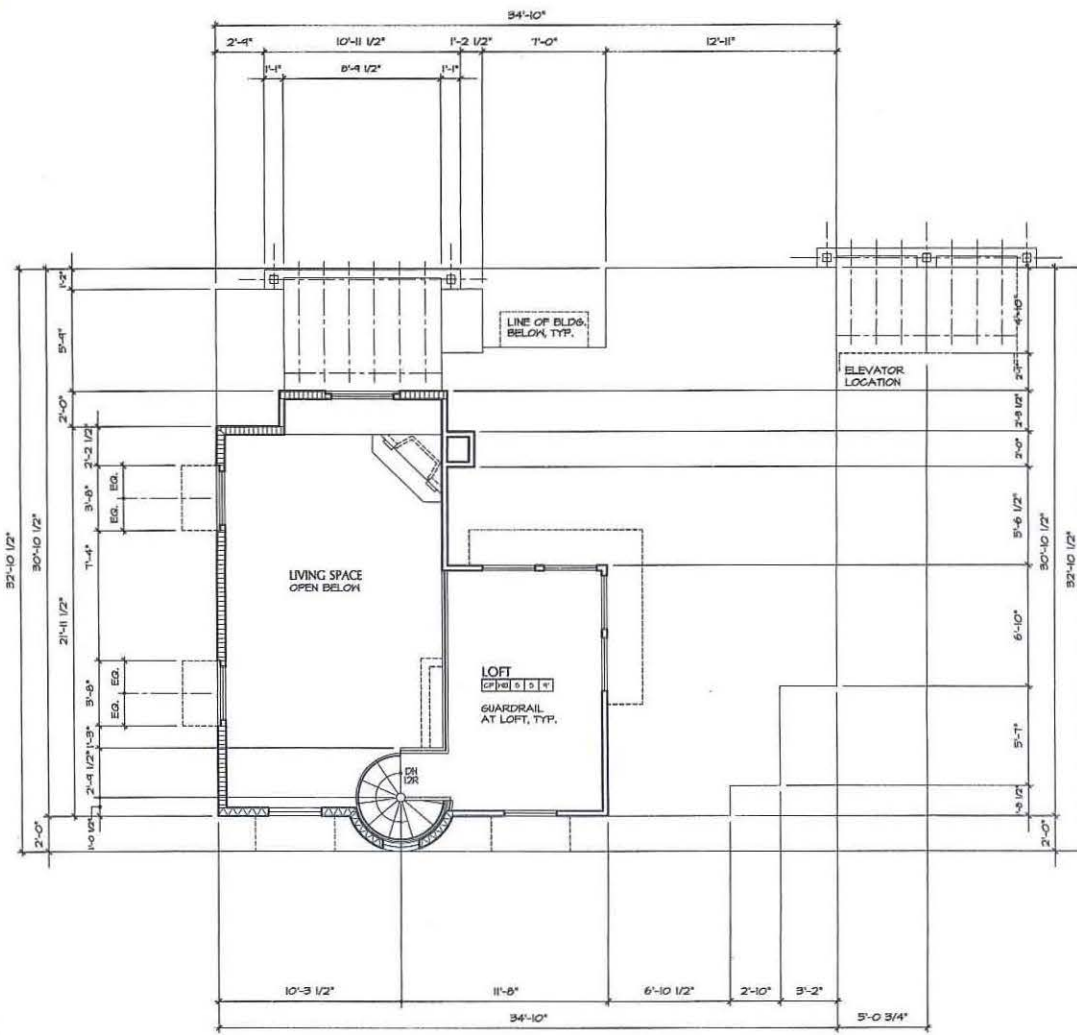
DATE: MAY. 04, 2009  
 SHEET: A0.7  
 SHEET 12 OF 61

**PLAN SHEET LEGEND**

	2x4 STUD WALL		WALL W/ BATT SOUND ATTENUATION INSULATION
	2x6 STUD WALL		NOTES CEILING HT.
	2x6 WALL WITH STAGGERED STUDS		INDICATES HANDICAP STAINLESS STEEL GRAB BAR FLOOR OR WALL-MOUNTED PER PLANS
	INDICATES TOILET PAPER DISPENSER LOCATION AT 24" FROM FIN. FLR. 2" FROM CABINET EDGE.		INDICATES 24" TONEL BAR SEE SHEET NO. 10.
	INDICATES DIRECTION OF SLIDING DOOR OR WINDOW PANEL.		INDICATES FLOOR DRAIN LOCATION
	INDICATES RAMPED WHEELCHAIR RAMP (SLOPE) BY LEISER MODEL NO. 659P24 TYP. MODEL NO. 100-36 FH AT LIMITED WALL SPACE PER SHEET NOTE 15.		INDICATES FURROWED CLS. AREA TO 8'-0" CLR. U.L.O.
	INDICATES SHOWER HEAD AT 60" MAX. HT.		INDICATES AREA OF UNIT PLAN IDENTICAL TO REFERENCED UNIT PLAN FOR TYP. NOTES DIMS. & DETAILS.

**PLAN FINISH SCHEDULE LEGEND**

ROOM NAME	ROOM	CEILING HEIGHT	N	NONE	X	PER OWNER
FLOOR MATERIAL		CEILING MATERIAL	6B	6YP, BD, TAPED/PAINTED		1 COAT PAINT, PER SPEC.S
BASE MATERIAL		WALL FINISH				
CT CERAMIC TILE, PER SPEC.S	EG	BROOM FINISH CONC.	F	6YP, BD, LIGHT ORANGE		PEEL TEXTURE & FLAT LATEX PAINT PER SPEC.S
CP CARPET W/ PAD, PER SPEC.S	DK	WATERPROOF DECK TOPPING, PER SPEC.S	5	6YP, BD, LIGHT ORANGE		PEEL TEXTURE & SEMI-GLOSS ENAMEL PAINT PER SPEC.S
SV SHEET VINYL, PER SPEC.S	ST	STUCCO FINISH	6	6YP, BD, LIGHT ORANGE		PEEL TEXTURE & SEMI-GLOSS ENAMEL PAINT PER SPEC.S
LM HD. TEXTURED LAMINATE FLOORING, PER SPEC.S	MS	6" HOOD BASE PRIME D PAINTED PER SPEC.S				

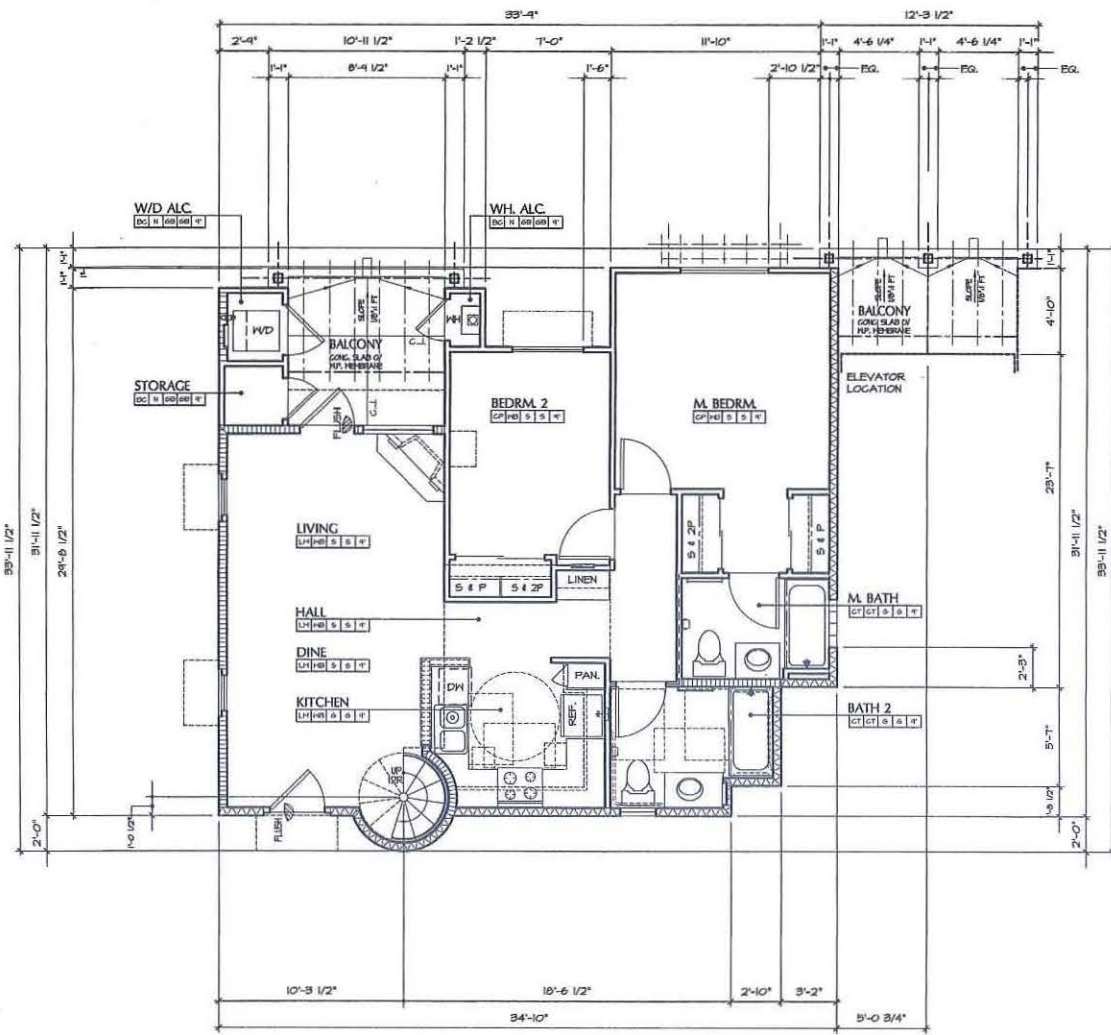


**UNIT B2.3L**

2 BEDROOM - LOFT - 2 BATH  
 NOTE: FOR TYP. NOTES, DIMS. AND DETAILS REFER TO UNIT B1.3L - FLOOR PLANS

THIRD FLOOR UNIT - UPPER LEVEL

SCALE: 1/4" = 1'-0"



**UNIT B2.3L**

2 BEDROOM - LOFT - 2 BATH  
 NOTE: FOR TYP. NOTES, DIMS. AND DETAILS REFER TO UNIT B1.3L - FLOOR PLANS

THIRD FLOOR UNIT - MAIN LEVEL

SCALE: 1/4" = 1'-0"

ALL DWELLING UNITS ARE ADAPTABLE AND ACCESSIBLE UNITS

**UNIT B2.3L**

SPACE	SQ. FOOTAGE
LOFT AREA	180.9 SF.
LIVING AREA BELOW	101.9 SF.
SUB-TOTAL	1040.4 SF.

**ACCESSORY AREAS**

SPACE	SQ. FOOTAGE
COVERED PATIO / BALG.	0 SF.
WH CLOSET	7.9 SF.
STORAGE	18.9 SF.
WASHER-DRYER	15.8 SF.
SUB-TOTAL	37.2 SF.

TOTAL	1077.6 SF.
OPEN TO SKY PATIO/BALG.	80.0 SF.
POP-OUTS	29 SF.

PER SDMG 113.0234(b)(4) PHANTOM FLOOR = 241 SF.

APPROVED EXHIBIT "A"  
 PROJECT NO. 199950  
 ESSENTIAL ABANDONMENT 74552  
 APPROVAL NO. 100-42152-20 P. 6/4/07  
 ALL TYP. AND DIMS. TO BE VERIFIED  
 APPROVED BY: *[Signature]*  
 COMMISSIONER, CITY OF SAN DIEGO  
 SIGNATURE: *[Signature]*

**TROLLEY RESIDENTIAL DEVELOPMENT**  
**JACOBS FOUNDATION**

c/o DIAMOND MANAGEMENT, INC.  
 404 N. EUCLID AVENUE, SAN DIEGO, CALIFORNIA 92114  
 (619) 527-6161 PH. (619) 298-2399 FAX

**UNIT B2 - FLOOR PLANS**

REV. NO.	DESCRIPTION	DATE	REV. NO.	DESCRIPTION	DATE
1	2ND SUBMITTAL	10/26/09	1		
2	3RD SUBMITTAL	01/19/10	2		

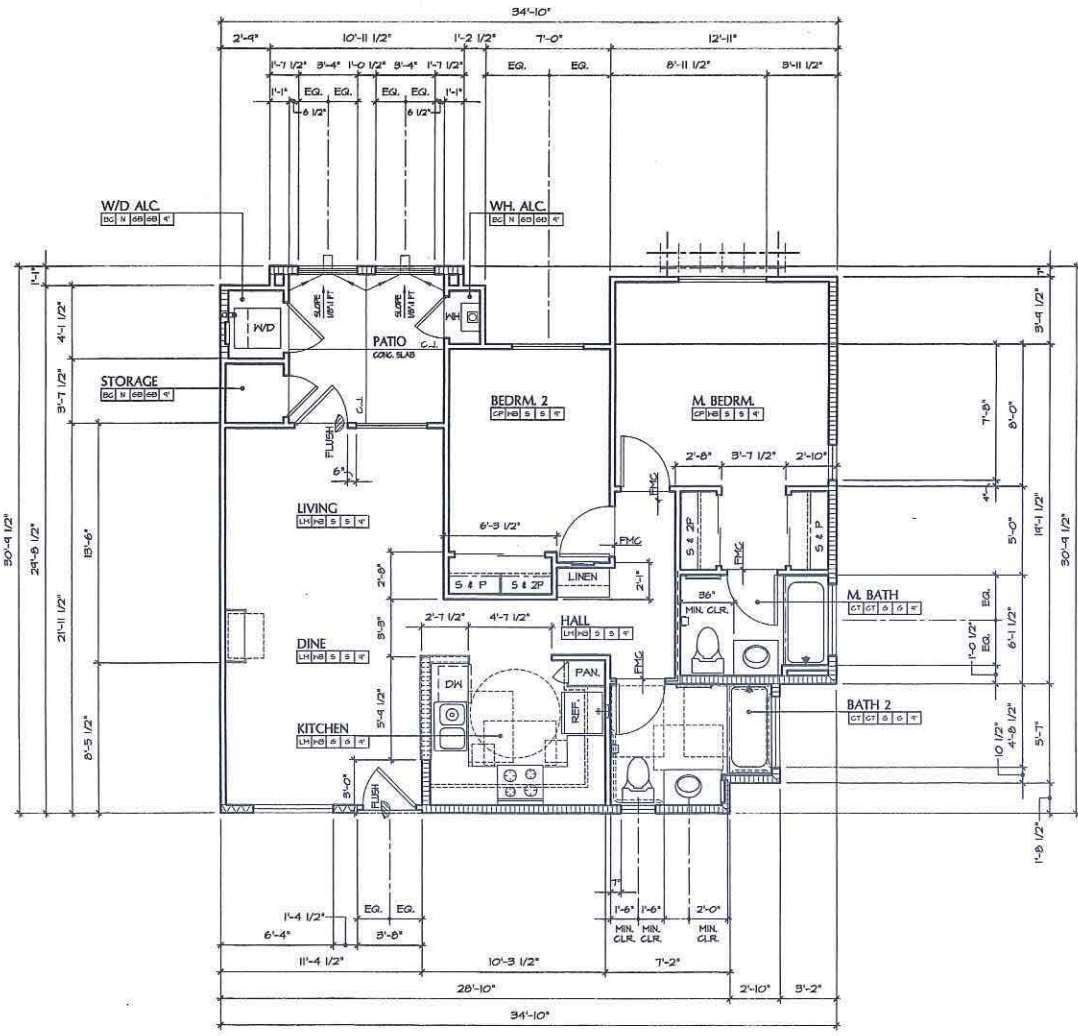
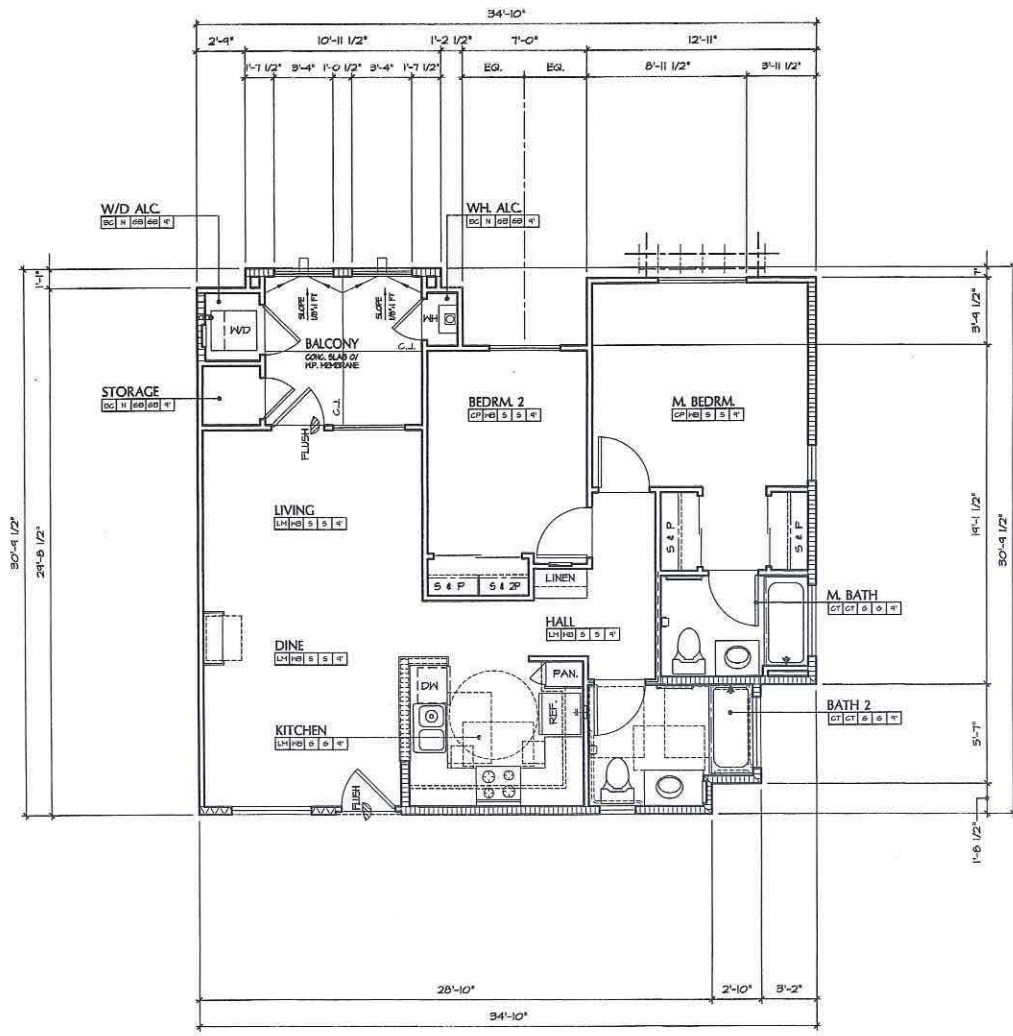
DATE: MAY. 09, 2009 SHEET: A0.8  
 JOB NO.:  
 DRAWN:  
 CHECKED:  
 SHEET 13 OF 61

**PLAN SHEET LEGEND**

	2x4 STUD WALL		WALL W/ BATT SOUND ATTENUATION INSULATION
	2x6 STUD WALL		NOTES CEILING HT.
	2x6 WALL WITH STAGGERED STUDS		INDICATES HANDICAP STAINLESS STEEL GRAB BAR FLOOR OR WALL-MOUNTED PER PLANS.
	INDICATES TOILET PAPER DISPENSER LOCATION AT 24" FROM FIN. FLX. 2" FROM CABINET EDGE.		INDICATES 24" TONER BAR SEE SHEET NOTE NO. 10.
	INDICATES DIRECTION OF BLINDING DOOR OR WINDOW PANEL.		INDICATES FLOOR DRAIN LOCATION
	INDICATES RECESSED MEDICINE CABINET (M/C) BY LEIBER MODEL NO. 88P24 TYP. MODEL NO. 33-36 HI AT LIMITED WALL SPACE. SEE SHEET NOTE 9.		INDICATES FURRED GLC. AREA TO 8'-0" CLR. UNO.
	INDICATES SHOWER HEAD AT 8" MAX. III.		INDICATES AREA OF INT. PLAN IDENTICAL TO REFERENCED INT. PLAN FOR TYP. NOTES DPs, & DETAILS.

**PLAN FINISH SCHEDULE LEGEND**

ROOM NAME	ROOM	CEILING HEIGHT	N	PER OWNER
FLOOR MATERIAL		CEILING MATERIAL	GB	6YP. BD. TAPED/PAINTED. 1 COAT PAINT, PER SPECS.
BASE MATERIAL		WALL FINISH	F	6YP. BD. LIGHT ORANGE PEE. TEXTURE & FLAT LATEX PAINT PER SPECS.
CT CERAMIC TILE, PER SPECS.	EC	BROOM FINISH CONC.	S	6YP. BD. LIGHT ORANGE PEE. TEXTURE & GLOSS ENAMEL PAINT PER SPECS.
CP CARPET W/ PAD, PER SPECS.	DK	WATERPROOF DECK TOPPING, PER SPECS.	S	6YP. BD. LIGHT ORANGE PEE. TEXTURE & GLOSS ENAMEL PAINT PER SPECS.
SV SHEET VINYL, PER SPECS.	ST	STUCCO FINISH	S	6YP. BD. LIGHT ORANGE PEE. TEXTURE & GLOSS ENAMEL PAINT PER SPECS.
LM HD. TEXTURED LAMINATE FLOORING, PER SPECS.	ME	4" HOOD BASE PRIME & PAINTED PER SPECS.	S	6YP. BD. LIGHT ORANGE PEE. TEXTURE & GLOSS ENAMEL PAINT PER SPECS.



**UNIT B3.2**

SECOND FLOOR UNIT  
 SCALE: 1/4" = 1'-0"

2 BEDROOM - 2 BATH  
 NOTE: FOR TYP. NOTES, DIMS. AND DETAILS REFER TO UNIT B3.1 - FLOOR PLAN  
 ALL DWELLING UNITS ARE ADAPTABLE AND ACCESSIBLE UNITS

**UNIT B3.2**

SPACE	SQ. FOOTAGE
LIVING AREA	884.9 S.F.
SUB-TOTAL	884.9 S.F.

**ACCESSORY AREAS**

SPACE	SQ. FOOTAGE
COVERED PATIO / BALC.	80 S.F.
WH CLOSET	7.5 S.F.
STORAGE	13.4 S.F.
WASHER-DRYER	15.0 S.F.
SUB-TOTAL	112.2 S.F.
<b>TOTAL</b>	<b>1002.1 S.F.</b>
OPEN TO SKY PATIO/BALC.	0 S.F.
POP-OUTS	0 S.F.

**UNIT B3.1**

FIRST FLOOR UNIT  
 SCALE: 1/4" = 1'-0"

2 BEDROOM - 2 BATH  
 ALL DWELLING UNITS ARE ADAPTABLE AND ACCESSIBLE UNITS

**UNIT B3.1**

SPACE	SQ. FOOTAGE
LIVING AREA	884.9 S.F.
SUB-TOTAL	884.9 S.F.

**ACCESSORY AREAS**

SPACE	SQ. FOOTAGE
COVERED PATIO / BALC.	80 S.F.
WH CLOSET	7.5 S.F.
STORAGE	13.4 S.F.
WASHER-DRYER	15.0 S.F.
SUB-TOTAL	112.2 S.F.
<b>TOTAL</b>	<b>1002.1 S.F.</b>
OPEN TO SKY PATIO/BALC.	0 S.F.
POP-OUTS	0 S.F.

**ACCESSIBLE UNITS NOTES**

MIN. REQUIREMENTS	COMMENTS	MIN. REQUIREMENTS	COMMENTS
NUMBER OF UNITS	SEE ARCH. SITE SH. A51	FRONT DR. PEEP HOLES	TWO (2), SEE SH. SC.1
GRAB BARS	INSTALL PER TOWN'S REQUEST	SIDE BY SIDE REF.	FRONT-FREE, INSTALL PER TOWN'S REQUEST
SHOWER HOSE	INSTALL PER TOWN'S REQUEST	HIRE PULLS ON CABT. DOORS	BRUSHED GRIP, INSTALL PER PLANS
KITCHEN SINK	REAR CORNER DISCHARGE OR OFF-SET DRAIN PER PLUMBING PLANS	HEARING IMPAIRED DEVICE	VISUAL LIGHT ON DR. CHINE VISUAL LIGHT FOR SMOKE DETECTORS VISUAL LIGHT FOR FIRE ALARM, IF REQ.
KIT. REPOSITIONABLE SINK	INSTALL PER PLANS	TONER BAR MOUNTING HT.	ONE AT 40" AFF. AT ACCESSIBLE DATA
1" BROAD BOARDS	TWO (2), INSTALL PER PLANS	UPPER CABT. 40" AFF.	INSTALL PER SH. GN2 & INT. ELEV.
WATER CLOSET SEAT 5" AFF.	INSTALL PER SH. GN2	RANGE/OVEN	FRONT CONTROLS, SELF-CLEANING, INSTALL PER TOWN'S REQUEST
IN-TUB SEAT	INSTALL PER TOWN'S REQUEST	RANGE HOOD	42" HOSE W/ ELEC. WALL SWITCH, INSTALL PER PLANS
HIGH DENSITY PAD OR DIRECT CONTACT AT CARPET	INSTALL PER PLANS		

- ADDITIONAL REQUIREMENTS:**
- REFER TO ARCHITECTURAL SHEETS GN2, GN3 AND GN4 FOR ADDITIONAL REQUIREMENTS.
  - SEPARATE VISUAL ALARMS SHALL BE PROVIDED FOR EACH DEVICE.
  - VERIFY IV OWNER ANY ADDITIONAL ACCESSIBILITY REQUIREMENTS & INSTALLATIONS PRIOR TO CONSTRUCTION.
  - THE FIRE ALARM SYSTEM SHALL HAVE HORN/STROBE NOTIFICATION IN THE HANDICAP APARTMENTS.
  - UNITS DESIGNATED FOR HEARING AND VISION IMPAIRED SHALL HAVE A TELEPHONE JACK SYSTEM INTERFACE WIRING CAPABLE OF SUPPORTING VOICE AND TTY COMMUNICATION WITH PUBLIC USE SYSTEM. AN ELEC. OUTLET TO BE PROVIDED ADJ. TO PHONE JACK.
  - UNITS DESIGNATED FOR HEARING AND VISION IMPAIRED SHALL HAVE SWITCH AND OUTLET COVER PLATE IN COLOR CONTRASTING COLOR FROM WALLS.

APPROVED EXHIBIT "A"  
 PROJECT NO. 179950  
 EXHIBIT ABANDONMENT 7/1/03  
 APPROVAL NO. 179950-01-01-01-01  
 ALL TYP. 5/27/03 5/27/03 6/1/03  
 APPROVED BY: HEARING OFFICER, PLANNING COMMISSION, CITY OF JUNCTION 3-28-03  
 SIGNATURE: *Dorinda Insley*

**TROLLEY RESIDENTIAL DEVELOPMENT**

**JACOBS FOUNDATION**  
 c/o DIAMOND MANAGEMENT, INC.  
 404 N. EUCLID AVENUE SAN DIEGO, CALIFORNIA 92114  
 (619) 527-6161 PH. (619) 298-2399 FAX

**UNIT B3 - FLOOR PLANS**

REV. NO.	DESCRIPTION	DATE	REV. NO.	DESCRIPTION	DATE
1	2ND SUBMITTAL	10/05/09	A		
2	3RD SUBMITTAL	01/19/10	A		
			A		
			A		



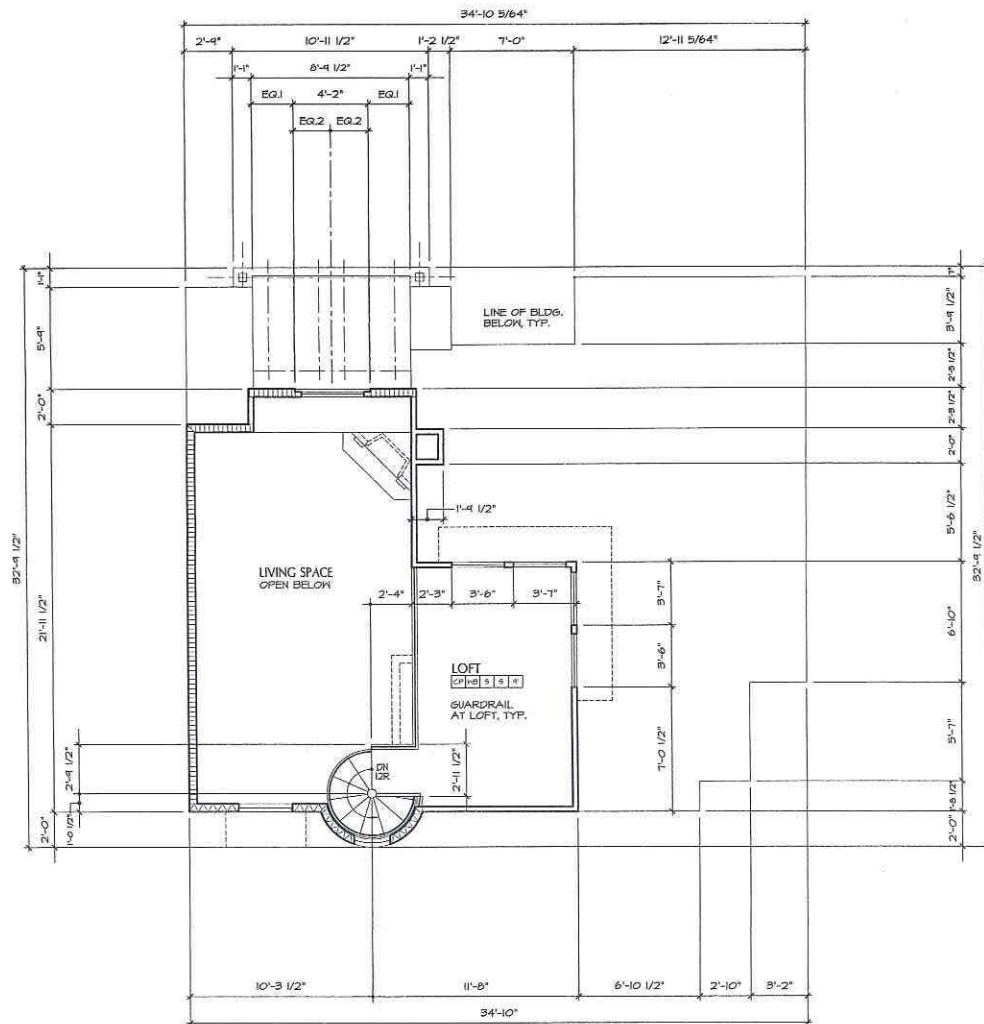
DATE: MAY 09, 2009 SHEET: A0.9  
 JOB NO.:  
 DRAWN:  
 CHECKED:  
 SHEET 14 OF 61

**PLAN SHEET LEGEND**

	2x4 STUD WALL		WALL W/ BATT SOUND ATTENUATION INSULATION
	2x6 STUD WALL		NOTES CEILING HT.
	2x6 HALL WITH STAGGERED STUDS		INDICATES HANDICAP FLOOR, STEEL GRAB BAR, FLOOR OR WALL-MOUNTED PER FLANGE
	INDICATES TOILET PAPER DISPENSER LOCATION AT 24" FROM FHL FLX. 2" FROM CABINET EDGE		INDICATES 24" TOWEL BAR SEE SHEET NOTE NO. 10.
	INDICATES DIRECTION OF SLIDING DOOR OR WINDOW PANEL		INDICATES FLOOR DRAIN LOCATION
	INDICATES RECESSED MEDICINE CABINET (600) BY LEIBER MODEL NO. 80024 TYP. MODEL NO. 195-36 HI AT LIMITED HULL SPACE SEE SHEET NOTE 15.		INDICATES FURROWED CLG. AREA TO 8'-0" CLR. UNDO.
	INDICATES SHOWER HEAD AT 68" MAX. HT.		INDICATES AREA OF UNIT PLAN IDENTICAL TO REFERENCED UNIT PLAN FOR TYP. NOTES, DIMS. & DETAILS.

**PLAN FINISH SCHEDULE LEGEND**

ROOM NAME	ROOM	CEILING HEIGHT	N	NONE	X	PER OWNER
FLOOR MATERIAL			68	6YP. BD. TAPED/PAINTED	1	COAT PAINT, PER SPECS.
BASE MATERIAL						
CT CERAMIC TILE, PER SPECS.	EC	BROOM FINISH CONC.	F	6YP. BD. LIGHT ORANGE PEEL TEXTURE & FLAT LATEX PAINT PER SPECS.		
CP CARPET W/ PAD, PER SPECS.	DK	WATERPROOF DECK TOPPING, PER SPECS.	S	6YP. BD. LIGHT ORANGE PEEL TEXTURE & 60% GLOSS ENAMEL PAINT PER SPECS.		
SV SHEET VINYL, PER SPECS.	ST	STUCCO FINISH	G	6YP. BD. LIGHT ORANGE PEEL TEXTURE & GLOSS ENAMEL PAINT PER SPECS.		
LM NO. TEXTURED LAMINATE FLOORING, PER SPECS.	WB	6" WOOD BASE PRIMED & PAINTED PER SPECS.				



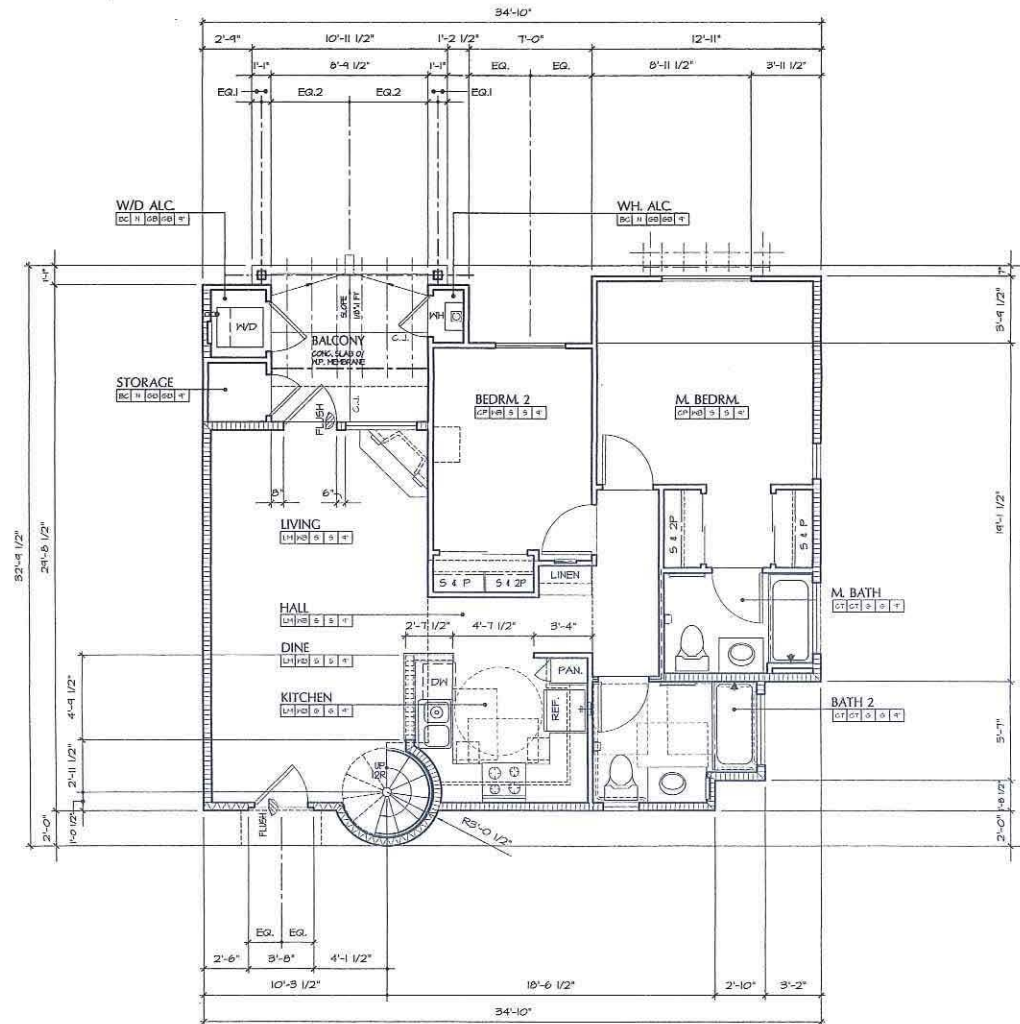
**UNIT B3.3L**

THIRD FLOOR UNIT - UPPER LEVEL

2 BEDROOM - LOFT - 2 BATH

NOTE: FOR TYP. NOTES, DIMS. AND DETAILS REFER TO UNIT B3.1 AND B3.3L - FLOOR PLANS.

SCALE: 1/4" = 1'-0"



**UNIT B3.3L**

THIRD FLOOR UNIT - MAIN LEVEL

2 BEDROOM - LOFT - 2 BATH

NOTE: FOR TYP. NOTES, DIMS. AND DETAILS REFER TO UNIT B3.1 - FLOOR PLAN

SCALE: 1/4" = 1'-0"

ALL DWELLING UNITS ARE ADAPTABLE AND ACCESSIBLE UNITS

**UNIT B3.3L**


SPACE	SQ. FOOTAGE
LOFT AREA	180.5 S.F.
LIVING AREA BELOW	843.3 S.F.
SUB-TOTAL	1033.8 S.F.

**ACCESSORY AREAS**

SPACE	SQ. FOOTAGE
COVERED PATIO / BALC.	0 S.F.
WH CLOSET	7.5 S.F.
STORAGE	13.9 S.F.
WASHER-DRYER	15.0 S.F.
SUB-TOTAL	37.2 S.F.

TOTAL	1069 S.F.
OPEN TO SKY PATIO/BALC.	80 S.F.
POP-OUTS	29 S.F.

PER SDMC 119.0234(b)(4) PHANTOM FLOOR = 291 S.F.



**TROLLEY RESIDENTIAL DEVELOPMENT**  
**JACOBS FOUNDATION**

c/o DIAMOND MANAGEMENT, INC.  
 404 N. EUCLID AVENUE SAN DIEGO, CALIFORNIA 92114  
 (619) 527-6161 PH. (619) 298-2399 FAX

**UNIT B3 - FLOOR PLANS**

REV. NO.	DESCRIPTION	DATE	REV. NO.	DESCRIPTION	DATE
1	2ND SUBMITTAL	10/06/09	1		
2	3RD SUBMITTAL	01/19/10	1		



DATE: MAY. 09, 2009  
 SHEET: A0.10  
 SHEET 15 OF 61

ALL IDEAS, DESIGNS, ARRANGEMENTS & PLANS INDICATED OR REPRESENTED BY THIS DRAWING ARE OWNED BY, & THE PROPERTY OF, RODRIGUEZ ASSOCIATES ARCHITECTS & PLANNERS, INC. & WERE CREATED, ENVELOPED & DEVELOPED FOR USE ON, & IN CONNECTION WITH, THE SPECIFIC PROJECT. VALUE OF SUCH IDEAS, DESIGNS, ARRANGEMENTS OR PLANS SHALL BE USED WITHOUT THE WRITTEN PERMISSION OF RODRIGUEZ ASSOCIATES ARCHITECTS & PLANNERS, INC. CONTRACTOR SHALL BE RESPONSIBLE FOR ALL DIMENSIONS AND CONDITIONS ON THE JOB, & THIS OFFICE MUST BE NOTIFIED OF ALL VARIATIONS FROM THE DIMENSIONS AND CONDITIONS SHOWN BY THESE DRAWINGS.

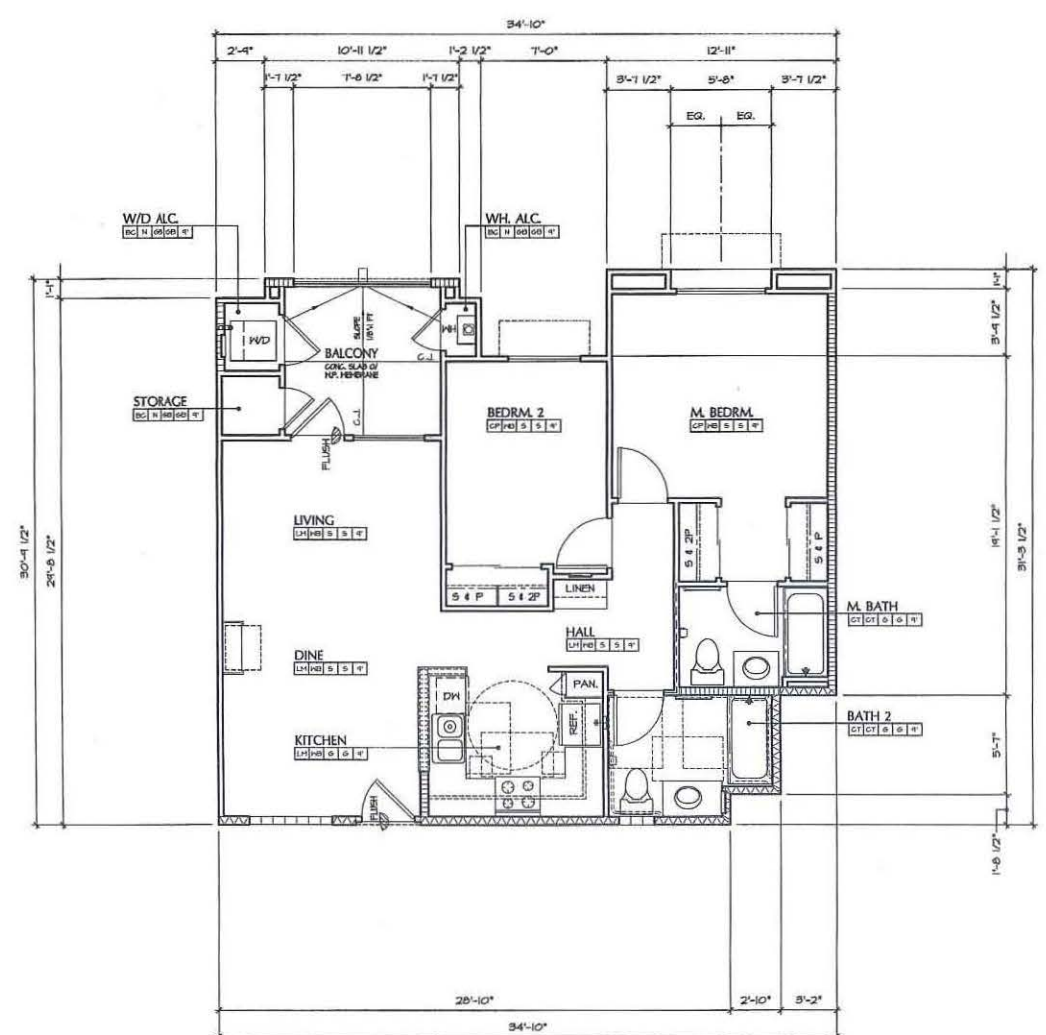


**PLAN SHEET LEGEND**

[Symbol]	2x4 STUD WALL	[Symbol]	HALL W/ BATT SOUND ATTENUATION INSULATION
[Symbol]	2x6 STUD WALL	[Symbol]	NOTES CEILING HT.
[Symbol]	2x6 WALL WITH SPACED STUDS	[Symbol]	INDICATES HANDICAP STAINLESS STEEL GRAB BAR, FLOOR OR WALL-MOUNTED PER PLANS
[Symbol]	INDICATES TOILET PAPER DISPENSER LOCATION AT 24" FROM PER. FLR. 2" FROM CABINET EDGE	[Symbol]	INDICATES 24" TOWEL BAR SEE SHEET NOTE NO. 10.
[Symbol]	INDICATES DIRECTION OF SLIDING DOOR OR WINDOW PANEL	[Symbol]	INDICATES FLOOR DRAIN LOCATION
[Symbol]	INDICATES RECESSED MEDICINE CABINET (M.C.) BY LEBEN MODEL NO. 008P2H TYP. MODEL NO. 75-36 W/ 4" LIMITED WALL SPACE. SEE SHEET NOTE NO. 11.	[Symbol]	INDICATES FURRED CLG. AREA TO 8'-0" CLR. UNDO.
[Symbol]	INDICATES SHOWER HEAD AT 6" MAX. HT.	[Symbol]	INDICATES AREA OF UNIT PLAN CENTRAL TO REFERENCED UNIT PLAN FOR TYP. NOTES, DIMS. & DETAILS

**PLAN FINISH SCHEDULE LEGEND**

ROOM NAME	ROOM	CEILING HEIGHT	N	NONE	X	PER OWNER
FLOOR MATERIAL		CEILING MATERIAL	69	6YP. BD. TAPE-DIPANDED, 1 COAT PAINT, PER SPECS.		
BASE MATERIAL		WALL FINISH		6YP. BD. LIGHT ORANGE FEEL, TEXTURE & FLAT LATEX PAINT PER SPECS.		
GT CERAMIC TILE, PER SPECS.	EG	BROOM FINISH CONG.	F	6YP. BD. LIGHT ORANGE FEEL, TEXTURE & GLOSS ENAMEL PAINT PER SPECS.		
CP CARPET W/ PAD, PER SPECS.	DK	WATERPROOF DECK TOPPING, PER SPECS.	S	6YP. BD. LIGHT ORANGE FEEL, TEXTURE & GLOSS ENAMEL PAINT PER SPECS.		
SV SHEET VINYL, PER SPECS.	ST	STUCCO FINISH	G	6YP. BD. LIGHT ORANGE FEEL, TEXTURE & GLOSS ENAMEL PAINT PER SPECS.		
LM HD. TEXTURED LAMINATE FLOORING, PER SPECS.	HB	6" NOOD BASE PRIME 1 PAINTED PER SPECS.				



**UNIT B4.2 SECOND FLOOR UNIT**  
 SCALE: 1/4" = 1'-0"

2 BEDROOM - 2 BATH  
 NOTE: FOR TYP. NOTES, DIMS. AND DETAILS REFER TO UNIT B01 AND B01 - FLOOR PLANS  
 ALL DWELLING UNITS ARE ADAPTABLE AND ACCESSIBLE UNITS

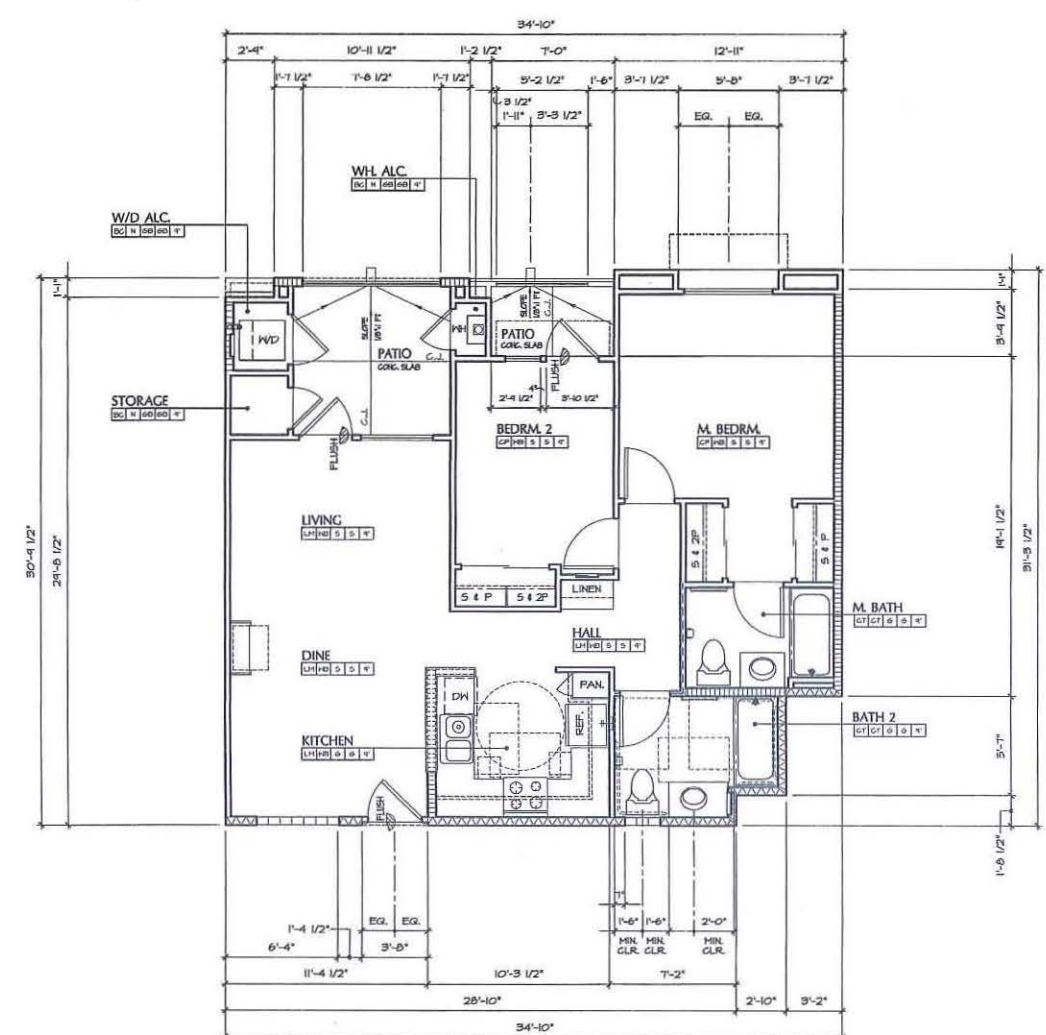
**UNIT B4.2**

SPACE	SQ. FOOTAGE
LIVING AREA	804.9 S.F.
SUB-TOTAL	884.9 S.F.

**ACCESSORY AREAS**

SPACE	SQ. FOOTAGE
COVERED PATIO / BALG.	80 S.F.
WH CLOSET	7.5 S.F.
STORAGE	13.9 S.F.
WASHER-DRYER	15.0 S.F.
SUB-TOTAL	117.2 S.F.
<b>TOTAL</b>	<b>1002.1 S.F.</b>

OPEN TO SKY PATIO/BALG. 0 S.F.  
 POP-OUTS 14.0 S.F.



**UNIT B4.1 FIRST FLOOR UNIT**  
 SCALE: 1/4" = 1'-0"

2 BEDROOM - 2 BATH  
 NOTE: FOR TYP. NOTES, DIMS. AND DETAILS REFER TO UNIT B01 - FLOOR PLAN  
 ALL DWELLING UNITS ARE ADAPTABLE AND ACCESSIBLE UNITS

**UNIT B4.1**

SPACE	SQ. FOOTAGE
LIVING AREA	804.9 S.F.
SUB-TOTAL	884.9 S.F.

**ACCESSORY AREAS**

SPACE	SQ. FOOTAGE
COVERED PATIO / BALG.	80 S.F.
WH CLOSET	7.5 S.F.
STORAGE	13.9 S.F.
WASHER-DRYER	15.0 S.F.
SUB-TOTAL	117.2 S.F.
<b>TOTAL</b>	<b>1002.1 S.F.</b>

OPEN TO SKY PATIO/BALG. 0 S.F.  
 POP-OUTS 14.0 S.F.

**ACCESSIBLE UNITS NOTES**

MIN. REQUIREMENTS	COMMENTS	MIN. REQUIREMENTS	COMMENTS
NUMBER OF UNITS	SEE ARCH. SITE SHT. A51	FRONT DR. PEEP HOLES	THO (2), SEE SHT. SC-1
GRAB BARS	INSTALL PER TENANT'S REQUEST	SIDE BY SIDE REIP.	FRONT REEL INSTALL PER TENANT'S REQUEST
SHOWER HOSE	INSTALL PER TENANT'S REQUEST	WIRE FALLS ON CABT. DOORS	BRUSHED GRONE, INSTALL PER PLANS
KITCHEN SINK	REAR CORNER DISCHARGE OR DFT-SET DRAIN PER FINISHING PLANS	HEARING IMPAIRED DEVICE	VISUAL LIGHT ON DR. CHIME VISUAL LIGHT FOR SHOE DETECTORS VISUAL LIGHT FOR FIRE ALARM P. ROSS.
KIT. REPOSITIONABLE SINK	INSTALL PER PLANS	TOWEL BAR MOUNTING HT.	ONE AT 40" AFF. AT ACCESSIBLE BATH
15" BREAD BOARDS	THO (2), INSTALL PER PLANS	UPPER CABT. 40" AFF.	INSTALL PER SHT. G12.4 INT. ELEV.
WATER CLOSET - SEAT 8" AFF.	INSTALL PER SHT. G12.3	RANGE/OVEN	FRONT CONTROLS, SELF-CLEANING, INSTALL PER TENANT'S REQUEST
IN-TUB SEAT	INSTALL PER TENANT'S REQUEST	RANGE HOOD	42" WIDE W/ ELEC. WALL SWITCH, INSTALL PER PLANS
HIGH DENSITY PAD OR DIRECT CONTACT AT CARPET	INSTALL PER PLANS		

**ADDITIONAL REQUIREMENTS:**

- REFER TO ARCHITECTURAL SHEETS G12.3, G12.4 AND G14 FOR ADDITIONAL REQUIREMENTS.
- SEPARATE VISUAL ALARMS SHALL BE PROVIDED FOR EACH DEVICE.
- VERIFY BY OWNER ANY ADDITIONAL ACCESSIBILITY REQUIREMENTS & INSTALLATIONS PRIOR TO CONSTRUCTION.
- THE FIRE ALARM SYSTEM SHALL HAVE HORN/SIRENOE NOTIFICATION IN THE HANDICAP APARTMENTS.
- UNITS DESIGNATED FOR HEARING AND VISION IMPAIRED SHALL HAVE A TELEPHONE JACK SYSTEM INTERFACE HIRING CAPABLE OF SUPPORTING VOICE AND TTY. COMMUNICATION WITH PUBLIC USE SYSTEM, AN ELEC. OUTLET TO BE PROVIDED AS TO PHONE JACK.
- UNITS DESIGNATED FOR HEARING AND VISION IMPAIRED SHALL HAVE SWITCH AND OUTLET COVER PLATE IN COLOR CONTRASTING COLOR FROM WALLS.

APPROVED EXHIBIT "A"  
 PROJECT NO. 179950  
 EXHIBIT APPROVED BY: [Signature]  
 APPROVAL NO. 100148157, 807 649667  
 ALL TYP. DIMS. 6/19/02  
 APPROVED BY: THE LEGAL OFFICER, PLANNING COMMISSION CITY COUNCIL ON 2-22-70  
 SIGNATURE: [Signature]

**TROLLEY RESIDENTIAL DEVELOPMENT**  
**JACOBS FOUNDATION**  
 c/o DIAMOND MANAGEMENT, INC.  
 404 N. EUCLID AVENUE SAN DIEGO, CALIFORNIA 92114  
 (619) 527-6161 PH. (619) 298-2399 FAX

**UNIT B4 - FLOOR PLANS**

REV. NO.	DESCRIPTION	DATE	REV. NO.	DESCRIPTION	DATE
1	2ND SUBMITTAL	10/06/09	▲		
2	3RD SUBMITTAL	01/19/10	▲		
▲			▲		

DATE: MAY, 04, 2004  
 SHEET: A0.11  
 SHEET 16 OF 61

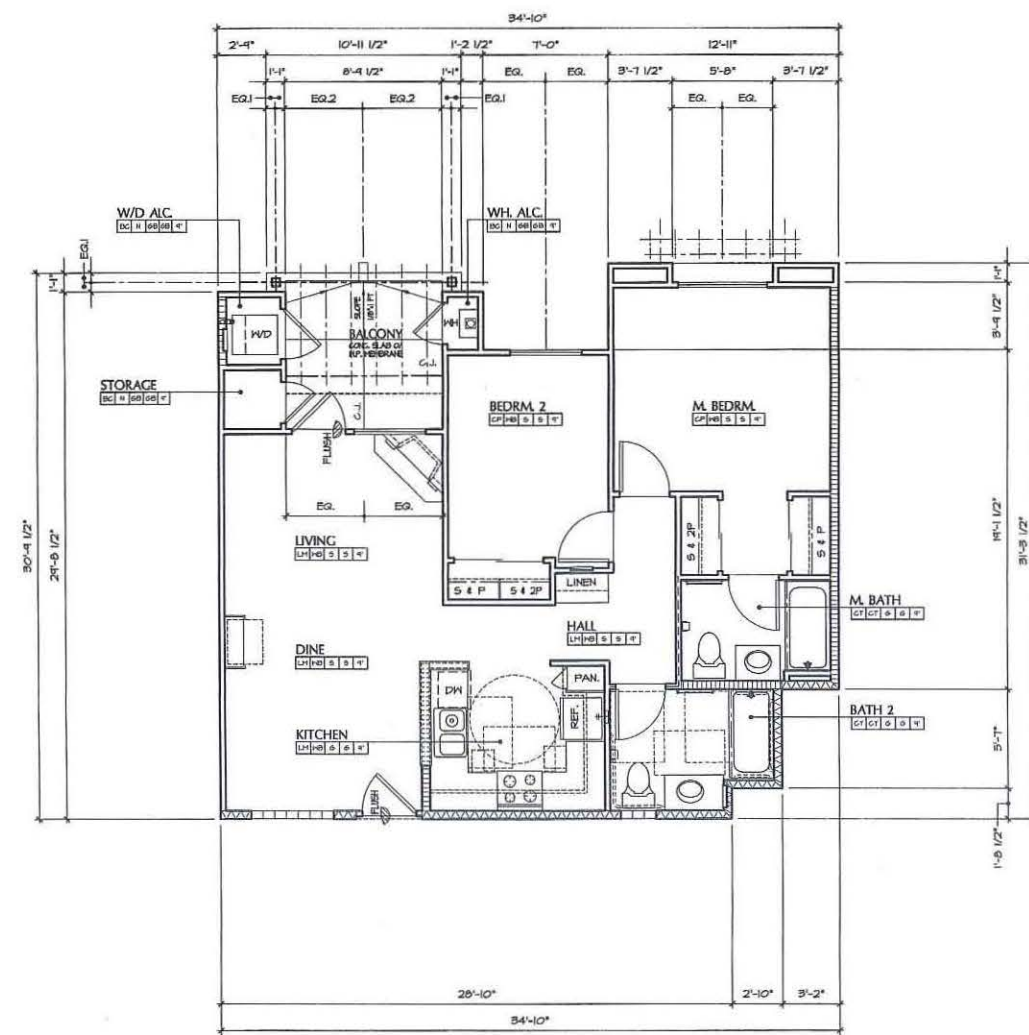
ALL IDEAS, DESIGNS, ARRANGEMENTS & PLANS INDICATED OR REPRESENTED BY THIS DRAWING ARE OWNED BY, & THE PROPERTY OF RODRIGUEZ ASSOCIATES ARCHITECTS & PLANNERS, INC. & WERE CREATED, EVOLVED & DEVELOPED FOR USE ON, & IN CONNECTION WITH, THE SPECIFIC PROJECT. NONE OF SUCH IDEAS, DESIGNS, ARRANGEMENTS OR PLANS SHALL BE USED WITHOUT THE WRITTEN PERMISSION OF RODRIGUEZ ASSOCIATES ARCHITECTS & PLANNERS, INC. WRITTEN DIMENSIONS ON THESE DRAWINGS SHALL HAVE PRECEDENCE OVER SCALED DIMENSIONS. CONTRACTOR SHALL VERIFY AND BE RESPONSIBLE FOR ALL DIMENSIONS AND CONDITIONS ON THE JOB, & THIS OFFICE MUST BE NOTIFIED OF ALL VARIATIONS FROM THE DIMENSIONS AND CONDITIONS SHOWN BY THESE DRAWINGS.

**PLAN SHEET LEGEND**

2x4 STUD HALL	HALL W/ BATT SOUND ATTENUATION INSULATION
2x6 STUD HALL	NOTES CEILING HT.
2x6 HALL WITH STAGGERED STUDS	INDICATES HANDICAP STAINLESS STEEL GRAB BARS, FLOOR OR HALL-MOUNTED PER PLANS
INDICATES TOILET PAPER DISPENSER LOCATION AT 24" FROM FIX. FLR. 2" FROM CABINET EDGE.	INDICATES 24" TONEL BAR SEE SHEET NOTE NO. 10.
INDICATES DIRECTION OF SLIDING DOOR OR PERSON PANEL.	INDICATES FLOOR DRAIN LOCATION
INDICATES RECESSED HINGED CABINET (RUG) BY LEIBER MODEL NO. 882PM TYP. MODEL NO. 785-56 HI AT LIMITED WALL SPACE. SEE SHEET NOTE #5.	INDICATES FINISHED CLG. AREA TO 8'-0" CLR. UNLG.
INDICATES SINKER HEAD AT 6" MAX HT.	INDICATES AREA OF UNIT PLAN IDENTICAL TO REFERENCED UNIT PLAN FOR TYP. NOTES, DIMS. & DETAILS.

**PLAN FINISH SCHEDULE LEGEND**

ROOM NAME	ROOM	FLOOR MATERIAL	CEILING MATERIAL	N	PER OWNER
GT	CERAMIC TILE, PER SPECS.	BC	BROOM FINISH CONG.	F	6"Y. BD. LIGHT ORANGE FEE. TEXTURE & FLAT LATEX PAINT PER SPECS.
CP	CARPET W/ PAD, PER SPECS.	DK	WATERPROOF DECK TOPPING, PER SPECS.	S	6"Y. BD. LIGHT ORANGE FEE. TEXTURE & 504-GLOSS SWANEL PAINT PER SPECS.
SV	SHEET VINYL, PER SPECS.	ST	STUCCO FINISH	6	6"Y. BD. LIGHT ORANGE FEE. TEXTURE & GLOSS SWANEL PAINT PER SPECS.
LH	HD. TEXTURED LAMINATE FLOORING, PER SPECS.	FB	6" HOOD BASE FINISH & PAINTED PER SPECS.		



**UNIT B4.4** FOURTH FLOOR UNIT  
 2 BEDROOM - 2 BATH  
 SCALE: 1/4" = 1'-0"

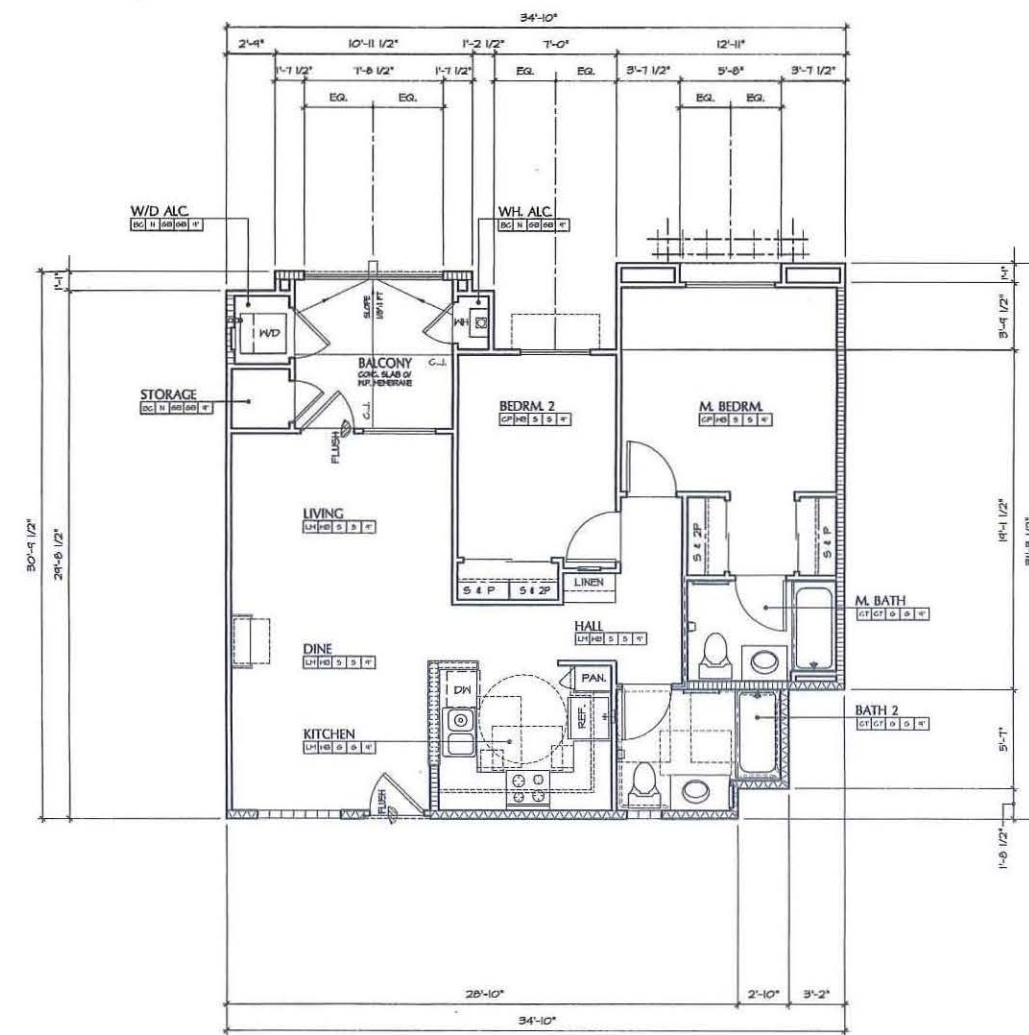
NOTE: FOR TYP. NOTES, DIMS. AND DETAILS REFER TO UNIT B3J AND B4J - FLOOR PLANS  
 ALL DWELLING UNITS ARE ADAPTABLE AND ACCESSIBLE UNITS

**UNIT B4.4**

SPACE	SQ. FOOTAGE
LIVING AREA	884.9 SF.
SUB-TOTAL	884.9 SF.

**ACCESSORY AREAS**

SPACE	SQ. FOOTAGE
COVERED PATIO / BALG.	0 SF.
WH CLOSET	7.9 SF.
STORAGE	13.9 SF.
WASHER-DRYER	19.8 SF.
SUB-TOTAL	37.2 SF.
<b>TOTAL</b>	<b>922.1 SF.</b>
OPEN TO SKY PATIO/BALG.	80 SF.
POP-OUTS	14.0 SF.



**UNIT B4.3** THIRD FLOOR UNIT  
 2 BEDROOM - 2 BATH  
 SCALE: 1/4" = 1'-0"

NOTE: FOR TYP. NOTES, DIMS. AND DETAILS REFER TO UNIT B3J AND B4J - FLOOR PLANS  
 ALL DWELLING UNITS ARE ADAPTABLE AND ACCESSIBLE UNITS

**UNIT B4.3**

SPACE	SQ. FOOTAGE
LIVING AREA	884.9 SF.
SUB-TOTAL	884.9 SF.

**ACCESSORY AREAS**

SPACE	SQ. FOOTAGE
COVERED PATIO / BALG.	80 SF.
WH CLOSET	7.9 SF.
STORAGE	13.9 SF.
WASHER-DRYER	19.8 SF.
SUB-TOTAL	117.2 SF.
<b>TOTAL</b>	<b>1002.1 SF.</b>
OPEN TO SKY PATIO/BALG.	0 SF.
POP-OUTS	14.0 SF.

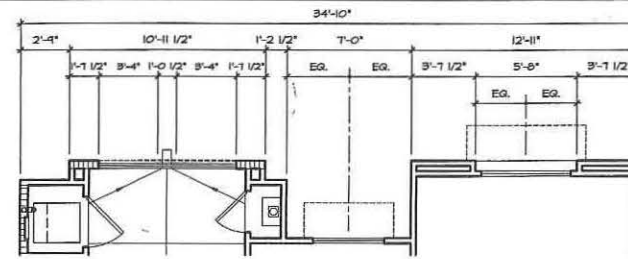
APPROVED EXHIBIT "A"  
 PROJECT NO. 179950  
 PERMITS ABANDONMENT #17558  
 APPROVAL NO(S) POP 179950  
 APPROVED BY: HE. LINDA L. PLANNING COMMISSION, CITY LAUNCHED ON 5-20-10  
 SIGNATURE: *Andrea Jusley*

**TROLLEY RESIDENTIAL DEVELOPMENT**  
**JACOBS FOUNDATION**  
 c/o DIAMOND MANAGEMENT, INC.  
 404 N. EUCLID AVENUE SAN DIEGO, CALIFORNIA 92114  
 (619) 527-6161 PH. (619) 298-2399 FAX

**UNIT B4 - FLOOR PLANS**

REV. NO.	DESCRIPTION	DATE	REV. NO.	DESCRIPTION	DATE
1	2ND SUBMITTAL	10/06/09	2	3RD SUBMITTAL	01/19/10

DATE: MAY. 04, 2009  
 SHEET: A0.12  
 SHEET 17 OF 61



**UNIT B5.1B - PARTIAL PLAN**

2 BEDROOM - 2 BATH

FIRST FLOOR UNIT

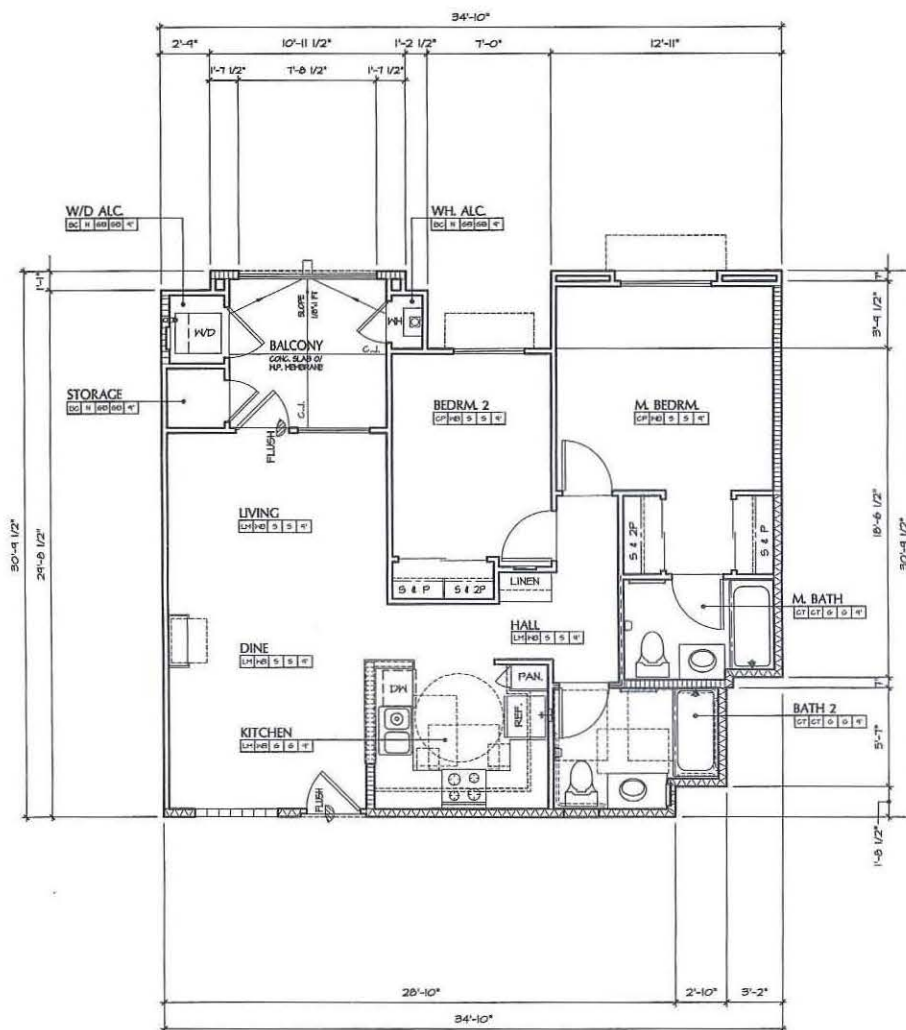
SCALE: 1/4" = 1'-0"

**PLAN SHEET LEGEND**

2x4 STUD WALL	HALL IV BATT SOUND ATTENUATION INSULATION
2x6 STUD WALL	NOTES CEILING HT.
2x6 WALL WITH STAGGERED STUDS	INDICATES HANDICAP STAINLESS STEEL GRAB BAR, FLOOR OR WALL MOUNTED PER PLANS
INDICATES TOILET PAPER DISPENSER LOCATION AT 24" FROM FIN. FL. 2" FROM CABINET EDGE	INDICATES 24" TOILET BAR SEE SHEET NOTE NO. 10.
INDICATES DIRECTION OF SLIDING DOOR OR PENDOCH PANEL	INDICATES FLOOR DRAIN LOCATION
INDICATES RECESSED MEDICINE CABINET (MCO) BY JENSEN MODEL NO. 655P24 TYP. MODEL NO. 20000 HI AT LIMITED WALL SPACE. SEE SHEET NOTE 16.	INDICATES HURKED CLG. AREA TO 5'-0" CLR. UNCG.
INDICATES SHOWER HEAD AT 60" MAX. HT.	INDICATES AREA OF UNIT PLAN IDENTICAL TO APPROVED UNIT PLAN FOR TYP. NOTES, DIMS., & DETAILS.

**PLAN FINISH SCHEDULE LEGEND**

ROOM NAME	ROOM	CEILING HEIGHT	N	PER OWNER
FLOOR MATERIAL	CEILING MATERIAL	CEILING FINISH	GB	6TP. ED. TAPED/PANNTED, 1 COAT PAINT, PER SPEC'S
BASE MATERIAL	WALL FINISH		F	6TP. ED. LIGHT ORANGE FEEL. TEXTURE & FLAT LATEX PAINT PER SPEC'S
CT CERAMIC TILE, PER SPEC'S	BC BROOM FINISH CONC.		S	6TP. ED. LIGHT ORANGE ENAMEL PAINT PER SPEC'S
CP CARPET IV PAD, PER SPEC'S	DK WATERPROOF DECK TOPPING, PER SPEC'S		6	6TP. ED. LIGHT ORANGE FEEL. TEXTURE & GLOSS ENAMEL PAINT PER SPEC'S
SV SHEET VINYL, PER SPEC'S	ST STUCCO FINISH			
LH HD. TEXTURED LAMINATE FLOORING, PER SPEC'S	HB 6" HOOD BASE PRIME & PAINTED PER SPEC'S			



**UNIT B5.2**

SECOND FLOOR UNIT

2 BEDROOM - 2 BATH

NOTE: FOR TYP. NOTES, DIMS. AND DETAILS REFER TO UNIT B5J AND B5J - FLOOR PLANS

ALL DWELLING UNITS ARE ADAPTABLE AND ACCESSIBLE UNITS

**UNIT B5.2**

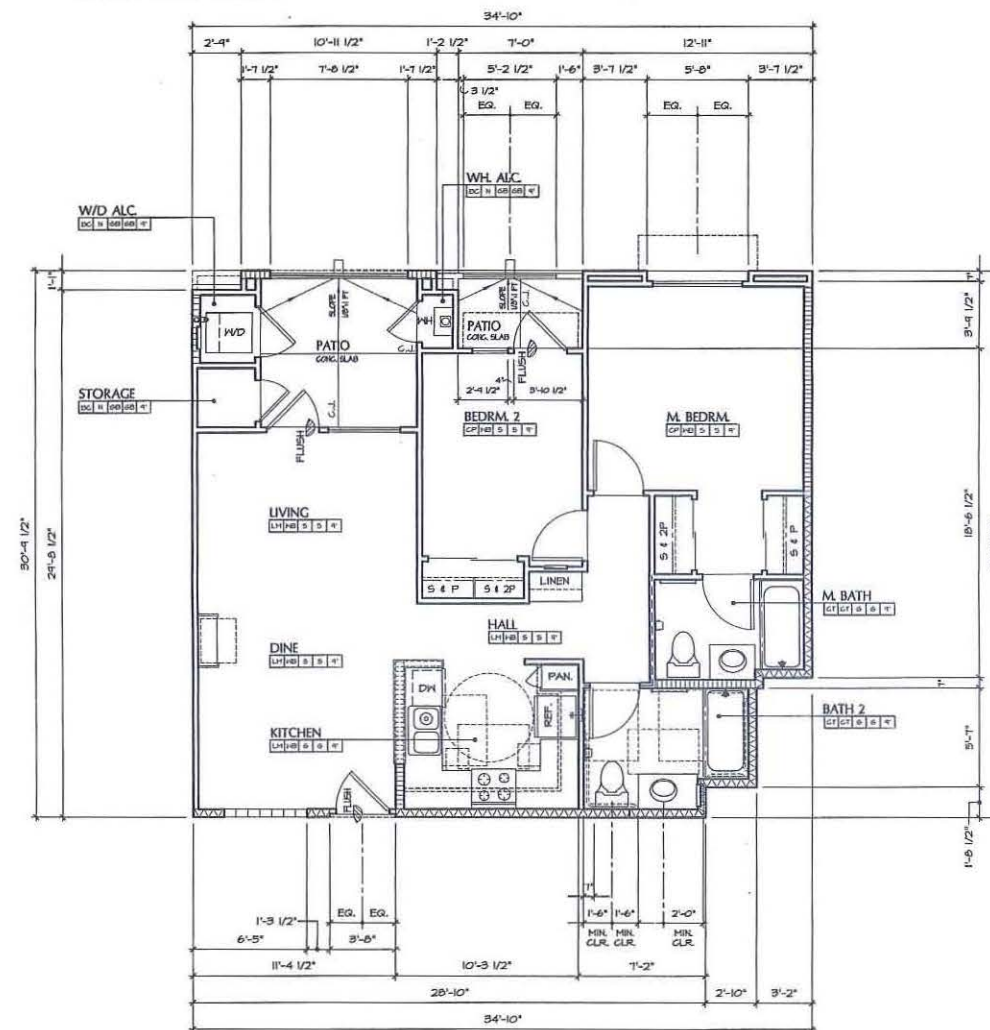
SPACE	SQ. FOOTAGE
LIVING AREA	603.3 SF.
SUB-TOTAL	883.3 SF.

**ACCESSORY AREAS**

SPACE	SQ. FOOTAGE
COVERED PATIO / BALG.	80 SF.
WH CLOSET	7.5 SF.
STORAGE	13.4 SF.
WASHER-DRYER	15.0 SF.
SUB-TOTAL	117.2 SF.

<b>TOTAL</b>	<b>1000.5 SF.</b>
--------------	-------------------

OPEN TO SKY PATIO/BALG.	0 SF.
POP-OUTS	7.5 SF.



**UNIT B5.1**

FIRST FLOOR UNIT

2 BEDROOM - 2 BATH

NOTE: FOR TYP. NOTES, DIMS. AND DETAILS REFER TO UNIT B5J - FLOOR PLAN

ALL DWELLING UNITS ARE ADAPTABLE AND ACCESSIBLE UNITS

**UNIT B5.1**

SPACE	SQ. FOOTAGE
LIVING AREA	603.3 SF.
SUB-TOTAL	883.3 SF.

**ACCESSORY AREAS**

SPACE	SQ. FOOTAGE
COVERED PATIO / BALG.	80 SF.
WH CLOSET	7.5 SF.
STORAGE	13.4 SF.
WASHER-DRYER	15.0 SF.
SUB-TOTAL	117.2 SF.

<b>TOTAL</b>	<b>1000.5 SF.</b>
--------------	-------------------

OPEN TO SKY PATIO/BALG.	0 SF.
POP-OUTS	7.5 SF.

**ACCESSIBLE UNITS NOTES**

MIN. REQUIREMENTS	COMMENTS	MIN. REQUIREMENTS	COMMENTS
NUMBER OF UNITS	SEE ARCH. SITE, SHG. ASJ	FRONT DR. PEEP HOLE	THO (2), SEE SHG. SCJ
GRAB BARS	INSTALL PER TENANT'S REQUEST	FRONT FREE, INSTALL PER TENANT'S REQUEST	
SHOWER HOSE	INSTALL PER TENANT'S REQUEST	WIRE FALLS ON CABT. DOORS	BRUSHED GRABS, INSTALL PER PLANS
KITCHEN SINK	REAR CORNER DISCHARGE OR OFF-SET DRAIN PER PLUMBING PLANS	HEARING IMPAIRED DEVICE	VISUAL LIGHT ON DR. CHAIRS VISUAL LIGHT FOR SMOKE DETECTORS VISUAL LIGHT FOR FIRE ALARM P. REED.
KIT. REPOSITIONABLE SINK	INSTALL PER PLANS	TOILET BAR MOUNTING HT.	ONE AT 40" AFF. AT ACCESSIBLE BATH
1" BREAD BOARDS	THO CL. INSTALL PER PLANS	WYER CABT. 40" AFF.	INSTALL PER SHG. 6A2 & INT. ELEV.
WATER CLOSET SEAT BY AFF.	INSTALL PER SHG. 6A2	RANGE/OVEN	FRONT CONTROLS, SELF-CLEANING, INSTALL PER TENANT'S REQUEST
IN-TUB SEAT	INSTALL PER TENANT'S REQUEST	RANGE HOOD	42" WIDE HV ELEG. HALL SWITCH, INSTALL PER PLANS
HIGH DENSITY PAD OR DIRECT CONTACT AT CARPET	INSTALL PER PLANS		

**ADDITIONAL REQUIREMENTS:**

- REFER TO ARCHITECTURAL SHEETS 6A2, 6A3 AND 6A4 FOR ADDITIONAL REQUIREMENTS.
- SEPARATE VISUAL ALARMS SHALL BE PROVIDED FOR EACH DEVICE.
- VERIFY HV OWNER ANY ADDITIONAL ACCESSIBILITY REQUIREMENTS & INSTALLATIONS PRIOR TO CONSTRUCTION.
- THE FIRE ALARM SYSTEM SHALL HAVE HORN/SIREN NOTIFICATION IN THE HANDICAP APARTMENTS.
- UNITS DESIGNATED FOR HEARING AND VISION IMPAIRED SHALL HAVE A TELEPHONE JACK SYSTEM INTERFACE HORN CAPABLE OF SUPPORTING VOICE AND TTY COMMUNICATION WITH PUBLIC USE SYSTEM. AN ELEC. OUTLET TO BE PROVIDED ADJ. TO PHONE JACK.
- UNITS DESIGNATED FOR HEARING AND VISION IMPAIRED SHALL HAVE SWITCH AND OUTLET COVER PLATE IN COLOR CONTRASTING COLOR FROM WALLS.

**APPROVED EXHIBIT "A"**

PROJECT NO. 199950  
 EXHIBIT ABANDONMENT #17558  
 APPROVAL NO. 199 610152 / 10P 647647  
 614 TYP 2010 2010 2010 2010  
 APPROVED BY: THE CITY OFFICER, PLANNING COMMISSION CITY COUNCIL IN 7-22-10  
 SIGNATURE: *Clara J. Jansky*

**TROLLEY RESIDENTIAL DEVELOPMENT JACOBS FOUNDATION**

c/o DIAMOND MANAGEMENT, INC.  
 404 N. EUCLID AVENUE SAN DIEGO, CALIFORNIA 92114  
 (619) 298-2399 FAX

**UNIT B5 - FLOOR PLANS**

REV. NO.	DESCRIPTION	DATE	REV. NO.	DESCRIPTION	DATE
1	2ND SUBMITTAL	10/16/08	1		
2	3RD SUBMITTAL	01/19/10	2		



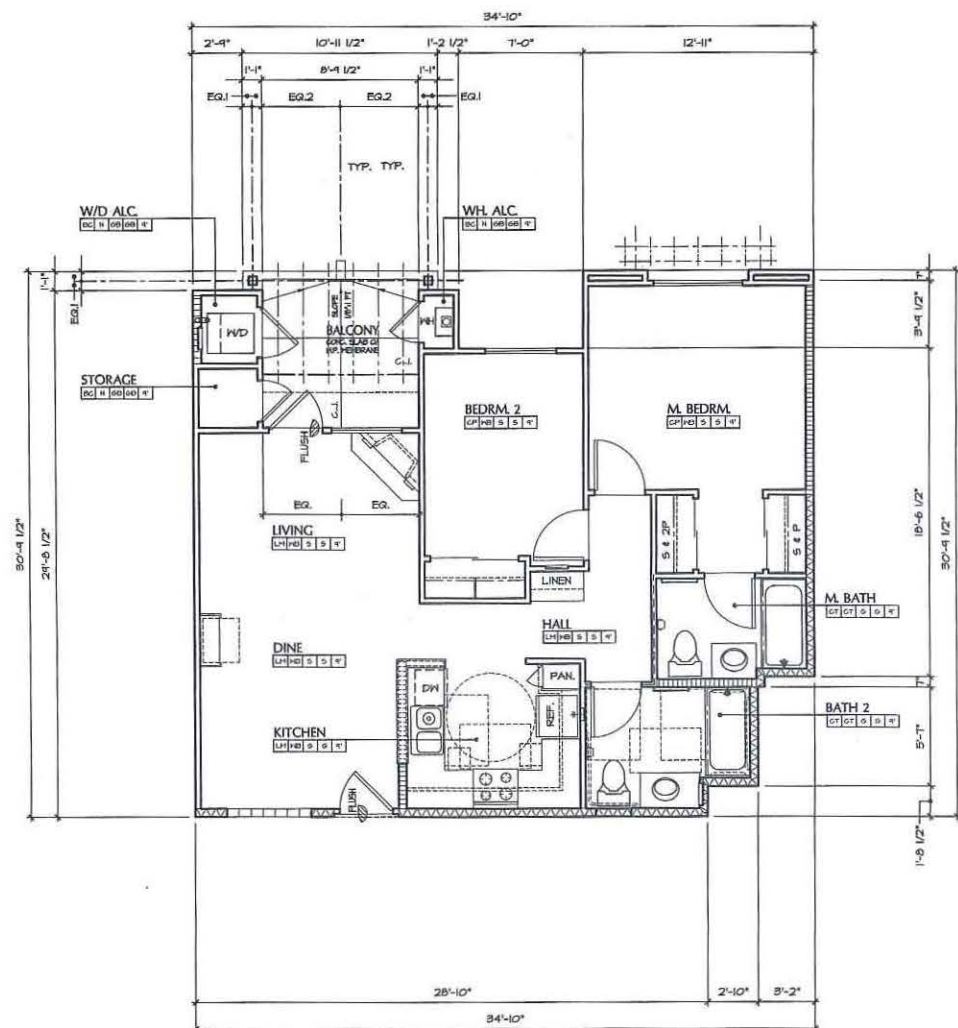
DATE: MAY. 09, 2009  
 SHEET: A0.13  
 JOB NO.:  
 DRAWN:  
 CHECKED:  
 SHEET 18 OF 61

**PLAN SHEET LEGEND**

	2x4 STUD WALL		WALL W/ BATT SOUND ATTENUATION INSULATION
	2x6 STUD WALL		NOTES CEILING HT.
	2x6 WALL WITH STAGGERED STUDS		INDICATES HANDICAP STAINLESS STEEL GRAB BAR FLOOR OR WALL-MOUNTED PER PLANS
	INDICATES TOILET PAPER DISPENSER LOCATION AT 24" FROM FR. FLR. 2" FROM CABINET EDGE		INDICATES 24" TOWEL BAR SEE SHEET NOTE NO. 10.
	INDICATES DIRECTION OF SLIDING DOOR OR WINDOW PANEL		INDICATES FLOOR DRAIN LOCATION
	INDICATES RECESSED MEDICINE CABINET (R/M) BY LEBEN MODEL NO. 82924 TYP. MODEL NO. 135-36 IN AT LIMITED WALL SPACE. SEE SHEET NOTE 8.		INDICATES FURGED CLS. AREA TO 8" CLR. UNOB.
	INDICATES SHOWER HEAD AT 60" MAX. HT.		INDICATES AREA OF UNIT PLAN IDENTICAL TO REFERENCED UNIT PLAN FOR TYP. NOTES, ETC., & DETAILS.

**PLAN FINISH SCHEDULE LEGEND**

ROOM NAME	ROOM	CEILING HEIGHT	N	NON	X	PER OWNER
FLOOR MATERIAL		CEILING MATERIAL	6B	6YP, BD, TAPED/PAINTED, 1 COAT PAINT, PER SPEC.S		
BASE MATERIAL		WALL FINISH	F	6YP, BD, LIGHT ORANGE PEEL TEXTURE & FLAT LATEX PAINT PER SPEC.S		
CT CERAMIC TILE, PER SPEC.S	EC BROOM FINISH CONC.		S	6YP, BD, LIGHT ORANGE PEEL TEXTURE & 50% GLOSS ENAMEL PAINT PER SPEC.S		
CP CARPET W/ PAD, PER SPEC.S	DK WATERPROOF DECK TOPPING, PER SPEC.S		6	6YP, BD, LIGHT ORANGE PEEL TEXTURE & GLOSS ENAMEL PAINT PER SPEC.S		
SV SHEET VINYL, PER SPEC.S	ST STUCCO FINISH					
LH HD. TEXTURED LAMINATE FLOORING, PER SPEC.S	HD 6" MOOD BASE PRIME # PAINTED PER SPEC.S					



**UNIT B5.4**

2 BEDROOM - 2 BATH

NOTE: FOR TYP. NOTES, DIMS. AND DETAILS REFER TO UNIT B5.1 AND B5.1 - FLOOR PLANS

ALL DWELLING UNITS ARE ADAPTABLE AND ACCESSIBLE UNITS

**UNIT B5.4**

SPACE	SQ. FOOTAGE
LIVING AREA	883.31 S.F.
SUB-TOTAL	883.31 S.F.

**ACCESSORY AREAS**

SPACE	SQ. FOOTAGE
COVERED PATIO / BALG.	0 S.F.
WH CLOSET	7.5 S.F.
STORAGE	13.4 S.F.
WASHER-DRYER	15.0 S.F.
SUB-TOTAL	37.2 S.F.

<b>TOTAL</b>	<b>920.5 S.F.</b>
--------------	-------------------

OPEN TO SKY PATIO/BALG.	80 S.F.
POP-OUTS	7.58 S.F.

**FOURTH FLOOR UNIT**

SCALE: 1/4" = 1'-0"

**UNIT B5.3**

2 BEDROOM - 2 BATH

NOTE: FOR TYP. NOTES, DIMS. AND DETAILS REFER TO UNIT B5.1 AND B5.1 - FLOOR PLANS

ALL DWELLING UNITS ARE ADAPTABLE AND ACCESSIBLE UNITS

**UNIT B5.3**

SPACE	SQ. FOOTAGE
LIVING AREA	883.3 S.F.
SUB-TOTAL	883.3 S.F.

**ACCESSORY AREAS**

SPACE	SQ. FOOTAGE
COVERED PATIO / BALG.	80 S.F.
WH CLOSET	7.5 S.F.
STORAGE	13.4 S.F.
WASHER-DRYER	15.0 S.F.
SUB-TOTAL	117.2 S.F.

<b>TOTAL</b>	<b>1000.5 S.F.</b>
--------------	--------------------

OPEN TO SKY PATIO/BALG.	0 S.F.
POP-OUTS	7.58 S.F.

**THIRD FLOOR UNIT**

SCALE: 1/4" = 1'-0"

APPROVED EXHIBIT "A"  
 PROJECT NO. 139950  
 EMENT ABANDONMENT FIN 500  
 APPROVAL NO. 100 64152 100 641467  
 AM TDP/SDP 582176/619562  
 APPROVED BY: MICHAEL DECKER, PLANNING COMMISSIONER  
 CITY COUNCIL ON 3-11-10  
 SIGNATURE: *Jandra Stealy*

**TROLLEY RESIDENTIAL DEVELOPMENT  
 JACOBS FOUNDATION**

c/o DIAMOND MANAGEMENT, INC.  
 404 N. EUCLID AVENUE SAN DIEGO, CALIFORNIA 92114  
 (619) 527-6161 PH. (619) 298-2399 FAX

**UNIT B5 - FLOOR PLANS**

REV. NO.	DESCRIPTION	DATE	REV. NO.	DESCRIPTION	DATE
1	2ND SUBMITTAL	10/06/09			
2	3RD SUBMITTAL	01/18/10			

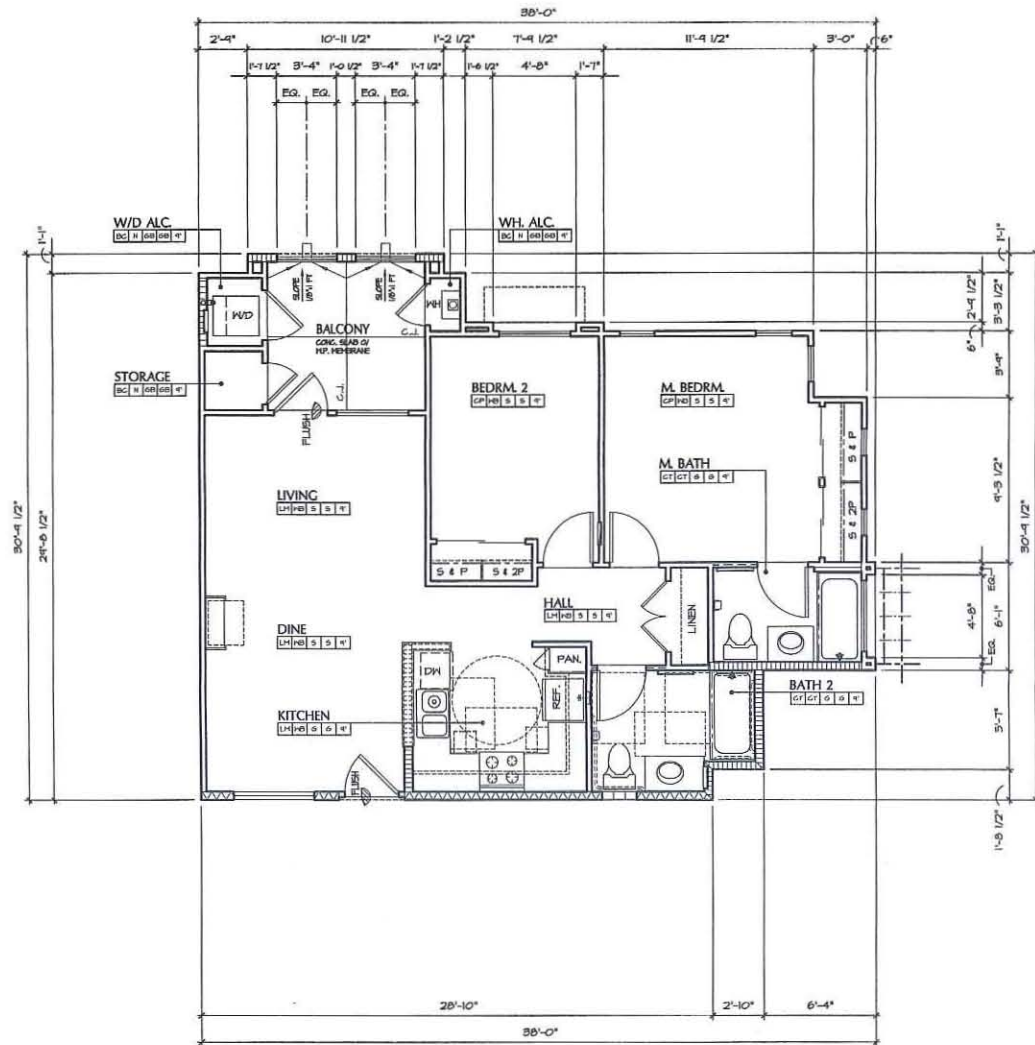


DATE: MAY, 09, 2009  
 SHEET: A0.14  
 SHEET 19 OF 61

**UNIT B1.1 - PARTIAL PLAN AT PATIO AREA**

FIRST FLOOR UNIT

SCALE: 1/4" = 1'-0"



**UNIT B6.2**

SECOND FLOOR UNIT

2 BEDROOM - 2 BATH  
 NOTE: FOR TYP. NOTES, DIMS. AND DETAILS REFER TO UNIT B6.1 - FLOOR PLAN

ALL DWELLING UNITS ARE ADAPTABLE AND ACCESSIBLE UNITS

**UNIT B6.2**

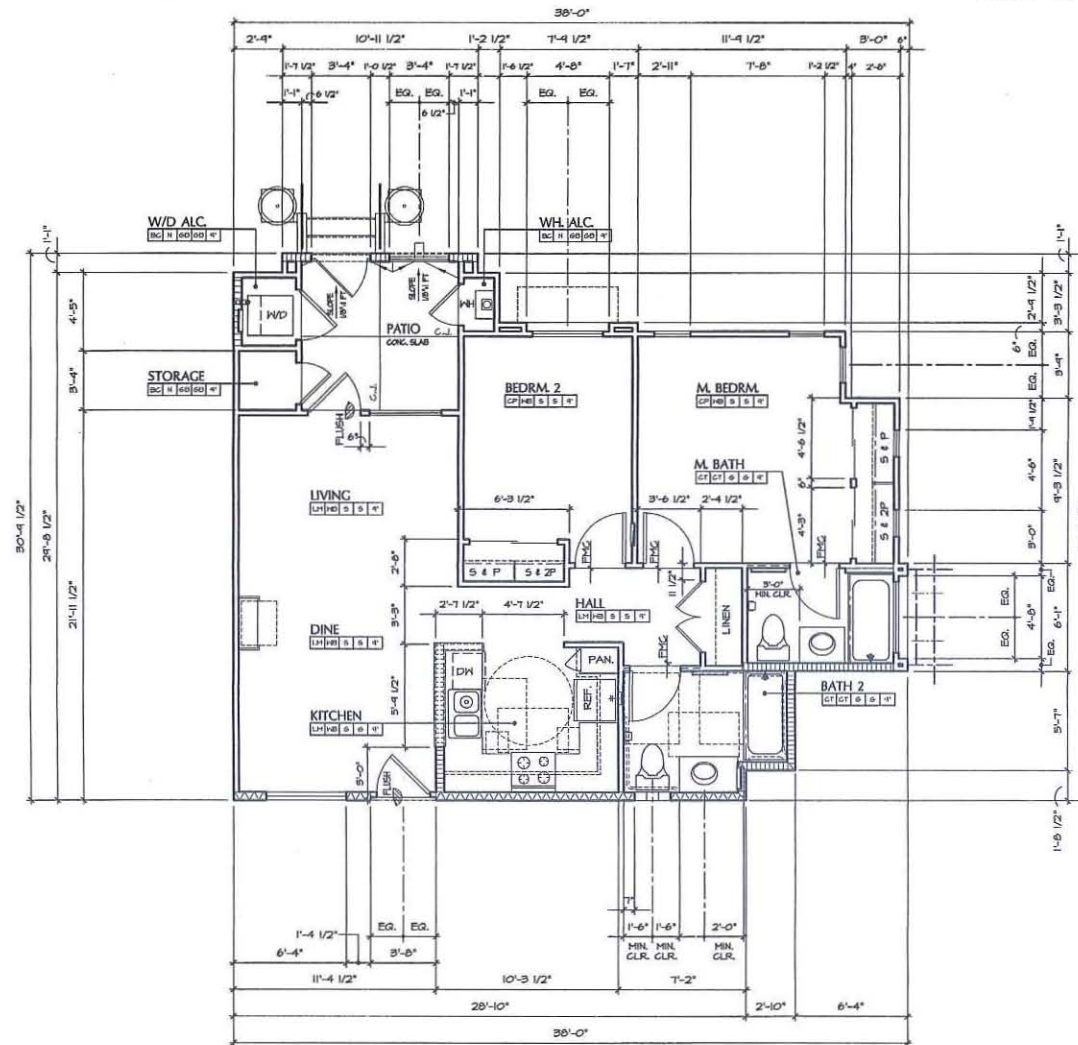
SPACE	SQ. FOOTAGE
LIVING AREA	875.7 S.F.
SUB-TOTAL	875.7 S.F.

**ACCESSORY AREAS**

SPACE	SQ. FOOTAGE
COVERED PATIO / BALG.	80 S.F.
WH CLOSET	7.5 S.F.
STORAGE	13.4 S.F.
WASHER-DRYER	15.8 S.F.
SUB-TOTAL	117.2 S.F.

<b>TOTAL</b>	<b>992.9 S.F.</b>
--------------	-------------------

OPEN TO SKY PATIO/BALG.	0 S.F.
POP-OUTS	6.9 S.F.



**UNIT B6.1**

FIRST FLOOR UNIT

2 BEDROOM - 2 BATH

ALL DWELLING UNITS ARE ADAPTABLE AND ACCESSIBLE UNITS

**UNIT B6.1**

SPACE	SQ. FOOTAGE
LIVING AREA	875.7 S.F.
SUB-TOTAL	875.7 S.F.

**ACCESSORY AREAS**

SPACE	SQ. FOOTAGE
COVERED PATIO / BALG.	80 S.F.
WH CLOSET	7.5 S.F.
STORAGE	13.4 S.F.
WASHER-DRYER	15.8 S.F.
SUB-TOTAL	117.2 S.F.

<b>TOTAL</b>	<b>992.9 S.F.</b>
--------------	-------------------

OPEN TO SKY PATIO/BALG.	0 S.F.
POP-OUTS	6.9 S.F.

**ACCESSIBLE UNITS NOTES**

MIN. REQUIREMENTS	COMMENTS	MIN. REQUIREMENTS	COMMENTS
NUMBER OF UNITS	SEE ARCH. SITE, SHI, A&U	FRONT DR. PEEP HOLES	THO (2), SEE SHI, SC.1
GRAB BARS	INSTALL PER TENANT'S REQUEST	FRONT-FREE, RETAIL PER TENANT'S REQUEST	
SHOWER HOSE	INSTALL PER TENANT'S REQUEST	SHOWER HOSE	BRUSHED CHROME, RETAIL PER PLANS
KITCHEN SINK	REAR CORNER DISHWASHER OR OFF-SET DRAIN PER PLUMBING PLANS	HEARING IMPAIRED DEVICE	VISUAL LIGHT ON DR. CHIME VISUAL LIGHT FOR SMOKE DETECTORS VISUAL LIGHT FOR FIRE ALARM, IF REQ.
KIT. REPOSITIONABLE SINK	INSTALL PER PLANS	TOWEL BAR MOUNTING HT.	ONE AT 40" AFF. AT ACCESSIBLE BATH
15" BREAD BOARDS	THO (2) INSTALL PER PLANS	UPPER CABT. 40" AFF.	INSTALL PER SHI, GR2 & INT. ELEV.
WASHER CLOSET - SEAT AFF.	INSTALL PER SHI, GR2	RANGE/OVEN	FRONT CONTROLS, SELF-CLEANING, INSTALL PER TENANT'S REQUEST
IN-TUB SEAT	INSTALL PER TENANT'S REQUEST	RANGE HOOD	40" WIDE W/ ELEC. WALL SWITCH, INSTALL PER PLANS
HIGH DENSITY PAD OR DIRECT CONTACT AT CABINET	INSTALL PER PLANS		

**ADDITIONAL REQUIREMENTS:**

- REFER TO ARCHITECTURAL SHEETS GR2, GR3 AND GR4 FOR ADDITIONAL REQUIREMENTS.
- SEPARATE VISUAL ALARMS SHALL BE PROVIDED FOR EACH DEVICE.
- VERIFY W/ OWNER ANY ADDITIONAL ACCESSIBILITY REQUIREMENTS & INSTALLATIONS PRIOR TO CONSTRUCTION.
- THE FIRE ALARM SYSTEM SHALL HAVE HORN/STROBE NOTIFICATION IN THE HANDICAP APARTMENTS.
- UNITS DESIGNATED FOR HEARING AND VISION IMPAIRED SHALL HAVE A TELEPHONE JACK SYSTEM INTERFACE BIRING CAPABLE OF SUPPORTING VOICE AND TTY COMMUNICATION WITH PUBLIC USE SYSTEM, AN ELEC. OUTLET TO BE PROVIDED ADJ. TO PHONE JACK.
- UNITS DESIGNATED FOR HEARING AND VISION IMPAIRED SHALL HAVE SWITCH AND OUTLET COVER PLATE IN COLOR CONTRASTING COLOR FROM WALLS.

**PLAN SHEET LEGEND**

2x4 STUD WALL	WALL W/ BATT SOUND ATTENUATION INSULATION
2x6 STUD WALL	NOTES CEILING HT.
2x6 WALL WITH STAGGERED STUDS	INDICATES HANDICAP STAIRS/ STEEL GRAB BAR, FLOOR OR WALL-MOUNTED PER PLANS
INDICATES TOILET PAPER DISPENSER LOCATION AT 24" FROM PPK FLR. 2" FROM CABINET EDGE	INDICATES 24" TONEL BAR SEE SHEET NOTE NO. 12.
INDICATES DIRECTION OF SLIDING DOOR OR WINDOW PANEL	INDICATES FLOOR DRAIN LOCATION
INDICATES RECESSED MEDICINE CABINET (MCO) BY LEBEN MODEL NO. 889P24 TYP. MODEL NO. 100-30 W/ AT LIMITED WALL SPACE. SEE SHEET NOTE 6.	INDICATES FIREPROOF CLSD. AREA TO 8'-0" CLR. UNCO.
INDICATES SHOWER HEAD AT 60" MAX. HT.	INDICATES AREA OF UNIT PLAN IDENTICAL TO REFERENCED UNIT PLAN FOR TYP. NOTES, DIMS. & DETAILS

**PLAN FINISH SCHEDULE LEGEND**

ROOM NAME	ROOM	CEILING HEIGHT	N	NONE	X	PER OWNER
FLOOR MATERIAL		CEILING MATERIAL				
BASE MATERIAL		HALL FINISH				
CT CERAMIC TILE PER SPEC.S	EG	BROOM FINISH CONC.	F	6" P. BD. LIGHT ORANGE PEEL TEXTURE & FLAT LATEX PAINT PER SPEC.S		
GP CARPET W/ PAD, PER SPEC.S	DK	WATERPROOF DECK TOPPING, PER SPEC.S	S	6" P. BD. LIGHT ORANGE PEEL TEXTURE & 504-6L05B EMAMEL PAINT PER SPEC.S		
SV SHEET VINYL, PER SPEC.S	ST	STUCCO FINISH	G	6" P. BD. LIGHT ORANGE PEEL TEXTURE & 6L055 EMAMEL PAINT PER SPEC.S		
LH HD. TEXTURED LAMINATE FLOORING, PER SPEC.S	HB	6" WOOD BASE PRIME & PAINTED PER SPEC.S				

**APPROVED EXHIBIT 'A'**


PROJECT NO. 17995  
 Easement Abandonment 7/15/22  
 APPROVAL NO. 10/12/22 448152-2024/1667  
 AM. FDP/SDP 5/21/22/6/16/22  
 APPROVED BY: HEALING OFFICER BLANKING  
 COMMISSION, CITY COUNCIL ON 5-22-20  
 SIGNATURE: *Chandra Shalep*

**TROLLEY RESIDENTIAL DEVELOPMENT  
 JACOBS FOUNDATION**

c/o DIAMOND MANAGEMENT, INC.  
 404 N. EUCLID AVENUE SAN DIEGO, CALIFORNIA 92114  
 (619) 527-6161 PH. (619) 298-2399 FAX

**UNIT B6 - FLOOR PLANS**

REV. NO.	DESCRIPTION	DATE	REV. NO.	DESCRIPTION	DATE
1	2ND SUBMITTAL	10/08/09	1		
2	3RD SUBMITTAL	01/19/10	2		



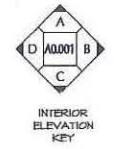
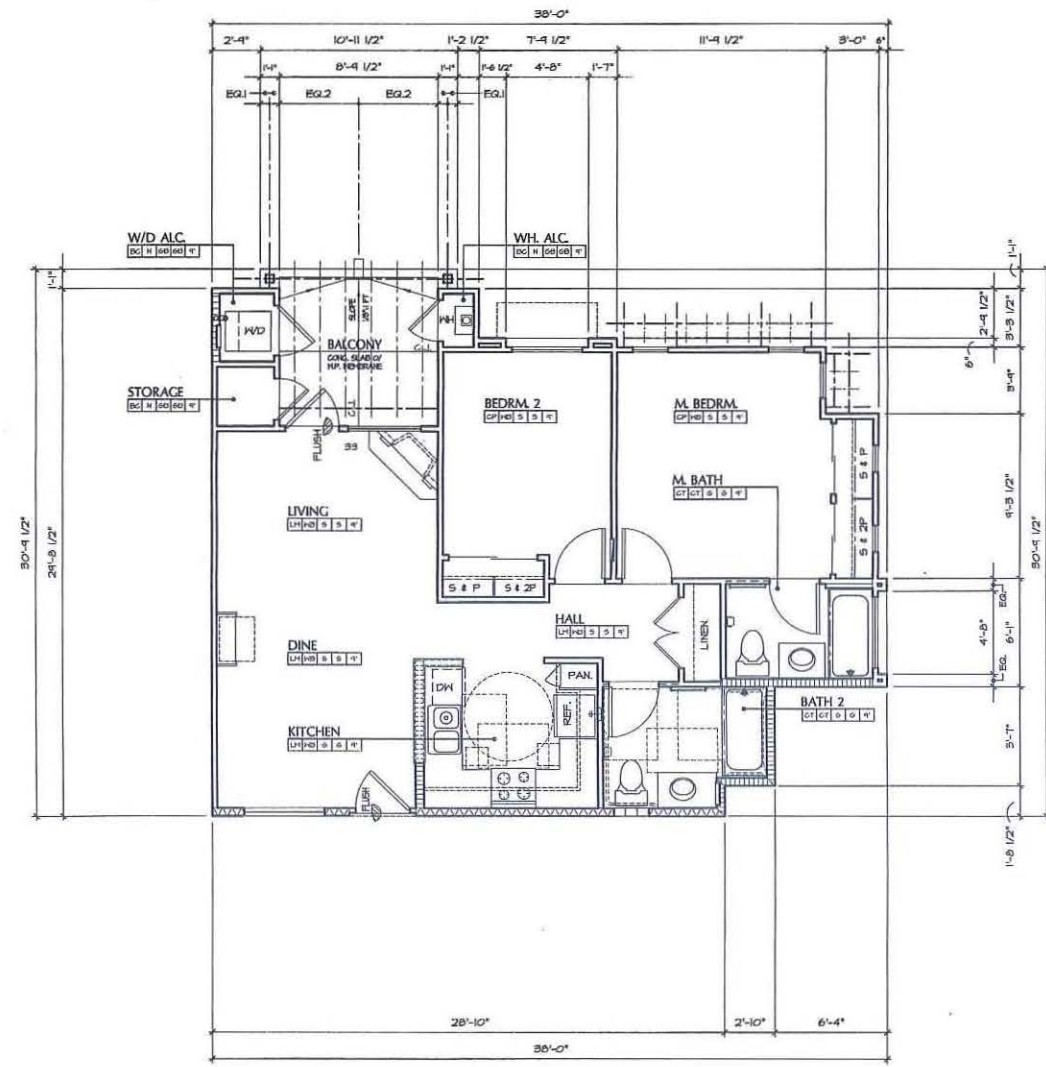
DATE: MAY, 09, 2009 SHEET: A0.15  
 JOB NO.:  
 DRAWN:  
 CHECKED:  
 SHEET 20 OF 61

**PLAN SHEET LEGEND**

	2x4 STUD WALL		HALL 1/4 BATT SOUND ATTENUATION INSULATION
	2x6 STUD WALL		NOTES CEILING HT.
	2x6 WALL WITH STAGGERED STUDS		INDICATES HANDICAP STAINLESS STEEL GRAB BARS FLOOR OR WALL-MOUNTED PER PLANS.
	INDICATES TOILET PAPER DISPENSER LOCATION AT 24" FROM FLOOR 2" FROM CABINET EDGE.		INDICATES 24" TOWEL BAR SEE SHEET NOTE NO. 10.
	INDICATES DIRECTION OF SLIDING DOOR OR SCREEN PANEL.		INDICATES FLOOR DRAIN LOCATION
	INDICATES RECYCLED MEDICINE CABINET (M/C) BY JEGEN MODEL NO. 655P24 TYP. MODEL NO. 705-30 HI AT LIMITED WALL SPACE SEE SHEET NOTE 45.		INDICATES PURGED C.L.S. AREA TO 8'-0" CLR. UNLO.
	INDICATES SHOWER HEAD AT 60" MAX. HT.		INDICATES AREA OF UNIT PLAN IDENTICAL TO REFERENCED UNIT PLAN FOR TYP. NOTES DWS, 1 DETAILS.

**PLAN FINISH SCHEDULE LEGEND**

ROOM NAME	ROOM	CEILING HEIGHT	N	PER OWNER
FLOOR MATERIAL:		CEILING MATERIAL:	GS	61/2" BD. TAPE/PAINTED, 1 COAT PAINT, PER SPECS.
BASE MATERIAL:		WALL FINISH:	F	61/2" BD. LIGHT ORANGE PEEL TEXTURE & FLAT LATEX PAINT PER SPECS.
CT CERAMIC TILE PER SPECS.	BC BRICK FINISH CONC.	DK WATERPROOF DECK TOPPING PER SPECS.	S	61/2" BD. LIGHT ORANGE PEEL TEXTURE & SEMI-GLOSS ENAMEL PAINT PER SPECS.
GP CARPET IV PAD, PER SPECS.	DK WATERPROOF DECK TOPPING PER SPECS.	ST STUCCO FINISH	G	61/2" BD. LIGHT ORANGE PEEL TEXTURE & GLOSS ENAMEL PAINT PER SPECS.
SV SHEET VINYL PER SPECS.	ST STUCCO FINISH	PB 6" HOOD BASE PRIME & PAINTED PER SPECS.		
LM HD. TEXTURED LAMINATE FLOORING, PER SPECS.	PB 6" HOOD BASE PRIME & PAINTED PER SPECS.			



**UNIT B6.3**

2 BEDROOM - 2 BATH  
 NOTE: FOR TYP. NOTES, DIMS. AND DETAILS REFER TO UNIT B6.1 - FLOOR PLAN  
 ALL DWELLING UNITS ARE ADAPTABLE AND ACCESSIBLE UNITS

**UNIT B6.3**

SPACE	SQ. FOOTAGE
LIVING AREA	875.7 S.F.
SUB-TOTAL	875.7 S.F.

**ACCESSORY AREAS**

SPACE	SQ. FOOTAGE
COVERED PATIO / BALG.	0 S.F.
HH CLOSET	7.5 S.F.
STORAGE	18.4 S.F.
WASHER-DRYER	15.0 S.F.
SUB-TOTAL	37.2 S.F.
<b>TOTAL</b>	<b>912.9 S.F.</b>

OPEN TO SKY PATIO/BALG.	80 S.F.
POP-OUTS	6.4 S.F.

THIRD FLOOR UNIT  
 SCALE: 1/4" = 1'-0"

APPROVED EXHIBIT "A"  
 PROJECT NO. 179950  
 Easement Amendment 717553  
 APPROVAL NO. 179950  
 APPROVED BY: HEA - SUPERVISOR, BUILDING COMMISSION, CITY OF SAN DIEGO  
 SIGNATURE: *Andrew J. ...*

**TROLLEY RESIDENTIAL DEVELOPMENT**  
**JACOBS FOUNDATION**

c/o DIAMOND MANAGEMENT, INC.  
 404 N. EUCLID AVENUE SAN DIEGO, CALIFORNIA 92114  
 (619) 527-6161 PH. (619) 298-2399 FAX

**UNIT B6 - FLOOR PLANS**

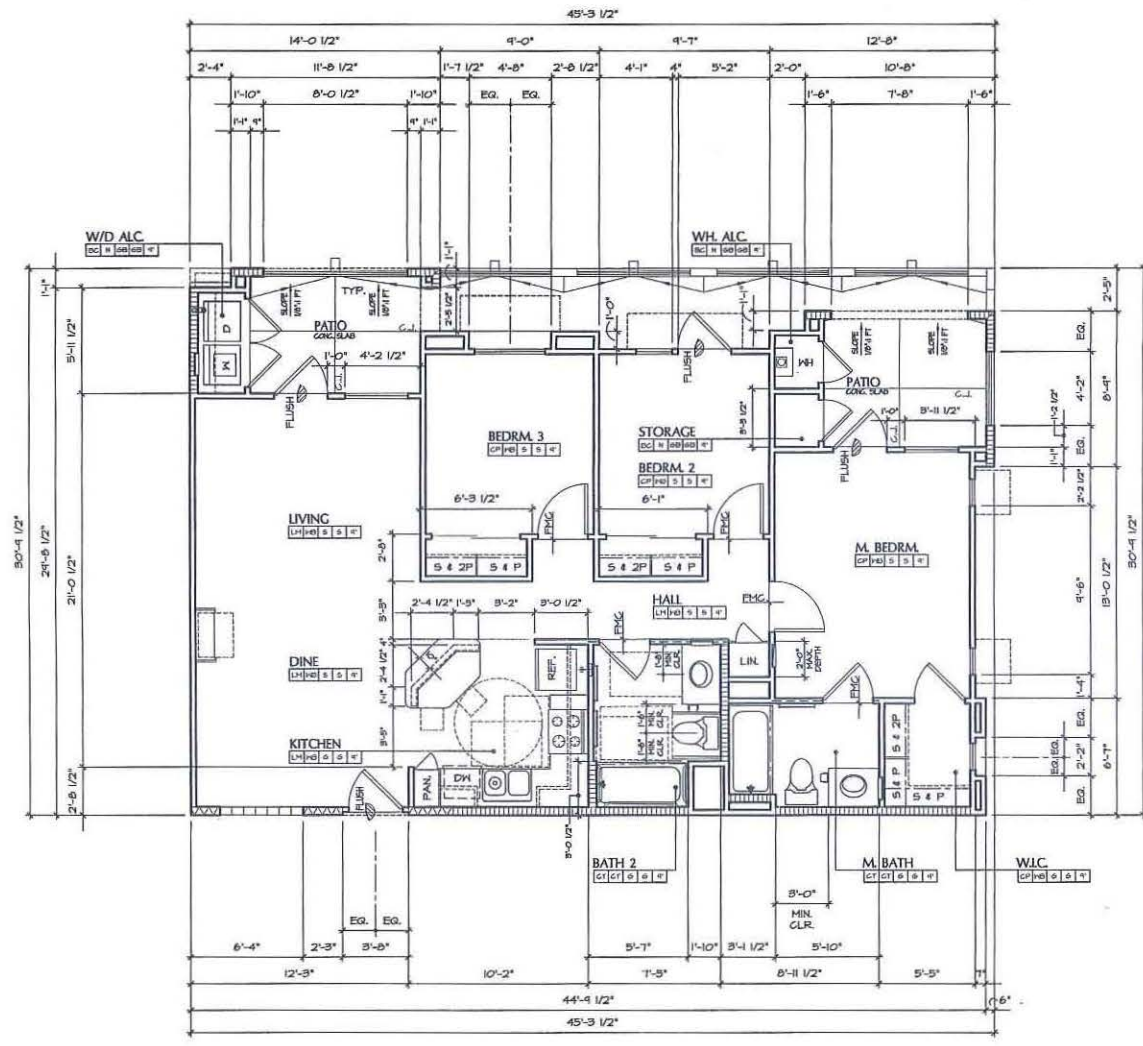
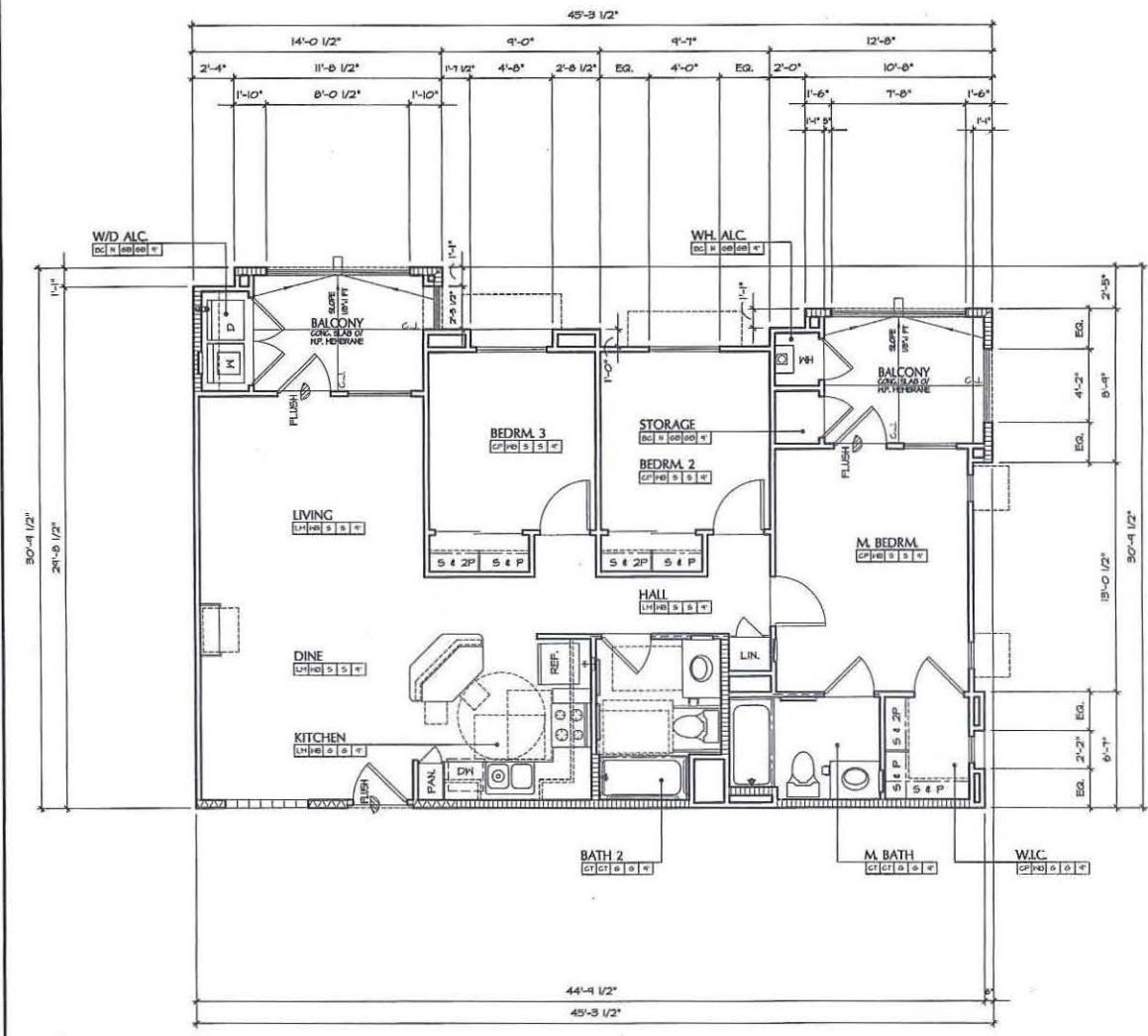
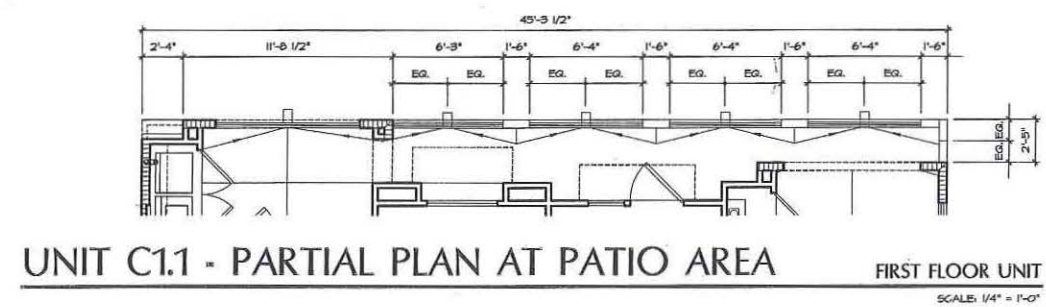
REV. NO.	DESCRIPTION	DATE	REV. NO.	DESCRIPTION	DATE
1	2ND SUBMITTAL	10/06/09	1		
2	3RD SUBMITTAL	01/19/10	2		



DATE: MAY. 09, 2009  
 SHEET: A0.16  
 SHEET 21 OF 51

PLAN SHEET LEGEND	
	2x4 STUD WALL
	2x6 STUD WALL
	2x6 WALL WITH STAGGERED STUDS
	INDICATES TOILET PAPER DISPENSER LOCATION AT 24" FROM FIN. FLR. 2" FROM CABINET EDGE.
	INDICATES DIRECTION OF SLIDING DOOR OR WINDOW PANEL.
	INDICATES RECESSED MEDICINE CABINET (SHO) BY LEIBER MODEL NO. 839P24 TYP. MODEL NO. 105-36 IN. AT LIMITED WALL SPACE. SEE SHEET NOTES.
	INDICATES SHOWER HEAD AT 60" MAX. HT.
	WALL W/ BATT SOUND ATTENUATION INSULATION
	NOTES CEILING HT.
	INDICATES HANDICAP STAINLESS STEEL GRAB BAR. FLOOR OR WALL-MOUNTED PER PLANS.
	INDICATES 24" TONEEL BAR. SEE SHEET NOTE NO. 10.
	INDICATES FLOOR DRAIN LOCATION
	INDICATES FURRED C.E.L.G. AREA TO 8'-0" CLR. UNO.
	INDICATES AREA OF UNIT PLAN IDENTICAL TO REFERENCED UNIT PLAN FOR TYP. NOTES, DIMS., & DETAILS.

PLAN FINISH SCHEDULE LEGEND			
ROOM NAME	ROOM	CEILING HEIGHT	N NONE X PER OWNER
FLOOR MATERIAL		CEILING MATERIAL	
BASE MATERIAL		HALL FINISH	
CT CERAMIC TILE, PER SPEC.S	EG BROOM FINISH CONC.	6'0" ED. LIGHT ORANGE PEEL TEXTURE 4 FLAT LATEX PAINT PER SPEC.S	
CP CARPET W/ PAD, PER SPEC.S	DK WATERPROOF DECK TOPPING, PER SPEC.S	6'0" ED. LIGHT ORANGE PEEL TEXTURE 4 50% GLOSS ENAMEL PAINT PER SPEC.S	
SV SHEET VINYL, PER SPEC.S	ST STUCCO FINISH	6'0" ED. LIGHT ORANGE PEEL TEXTURE 4 GLOSS ENAMEL PAINT PER SPEC.S	
LH HD. TEXTURED LAMINATE FLOORING, PER SPEC.S	ME 8" HOOD BASE PRIME D PAINTED PER SPEC.S		



**UNIT C1.2**

3 BEDROOM - 2 BATH  
 NOTE: FOR TYP. NOTES, DIMS. AND DETAILS REFER TO UNIT C1.1 - FLOOR PLAN

ALL DWELLING UNITS ARE ADAPTABLE AND ACCESSIBLE UNITS

SPACE	SQ. FOOTAGE
LIVING AREA	1065.5 S.F.
SUB-TOTAL	1065.5 S.F.

ACCESSORY AREAS	
SPACE	SQ. FOOTAGE
COVERED PATIO / BALG.	148 S.F.
WH CLOSET	4.5 S.F.
STORAGE	4.2 S.F.
WASHER-DRYER	20.4 S.F.
SUB-TOTAL	187.1 S.F.
<b>TOTAL</b>	<b>1252.6 S.F.</b>
OPEN TO SKY PATIO/BALG.	0 S.F.
POP-OUTS	13.4 S.F.

**UNIT C1.1**

**UNIT C1.1**

3 BEDROOM - 2 BATH  
 NOTE: FOR TYP. NOTES, DIMS. AND DETAILS REFER TO UNIT C1.1 - FLOOR PLAN

ALL DWELLING UNITS ARE ADAPTABLE AND ACCESSIBLE UNITS

SPACE	SQ. FOOTAGE
LIVING AREA	1065.5 S.F.
SUB-TOTAL	1065.5 S.F.

ACCESSORY AREAS	
SPACE	SQ. FOOTAGE
COVERED PATIO / BALG.	148 S.F.
WH CLOSET	4.5 S.F.
STORAGE	4.2 S.F.
WASHER-DRYER	20.4 S.F.
SUB-TOTAL	187.1 S.F.
<b>TOTAL</b>	<b>1252.6 S.F.</b>
OPEN TO SKY PATIO/BALG.	108.2 S.F.
POP-OUTS	13.4 S.F.

**ACCESSIBLE UNITS NOTES**

MIN. REQUIREMENTS	COMMENTS	MIN. REQUIREMENTS	COMMENTS
NUMBER OF UNITS	SEE ARCH. SITE, SHT. A5.1	FRONT DR. PEEP HOLES	THO (2), SEE SHT. SC.1
GRAB BARS	INSTALL PER TENANT'S REQUEST	FRONT-FREE, INSTALL PER TENANT'S REQUEST	
SHOWER HOSE	INSTALL PER TENANT'S REQUEST	WIRE PULLS ON CABT. DOORS	BRUSHED CHROME, INSTALL PER PLANS
KITCHEN SINK	REAR CORNER DISCHARGE OR OFF-SET DRAIN PER PLUMBING PLANS	HEARING IMPAIRED DEVICE	VISUAL LIGHT ON DR. CHIME, VISUAL LIGHT FOR SMOKE DETECTOR, VISUAL LIGHT FOR FIRE ALARM, F. REQD.
KIT. REPOSITIONABLE SINK	INSTALL PER PLANS	TONEEL BAR MOUNTING HT.	ONE AT 40" AFF. AT ACCESSIBLE BATH
5" BREAD BOARDS	THO (2), INSTALL PER PLANS	UPPER CABT. 48" AFF.	INSTALL PER SHT. 6AL2 4 INT. ELEV.
WATER CLOSET - SEAT 8" AFF.	INSTALL PER SHT. 6AL2	RANGE/OVEN	FRONT CONTROLS, SELF-CLEANING, INSTALL PER TENANT'S REQUEST
W/TO SEAT	INSTALL PER TENANT'S REQUEST	RANGE HOOD	42" HIDE W/ ELEC. WALL SWITCH, INSTALL PER PLANS
HIGH DENSITY PAD OR DIRECT CONTACT AT CARPET	INSTALL PER PLANS		

- ADDITIONAL REQUIREMENTS:**
- REFER TO ARCHITECTURAL SHEETS 6AL2, 6AL3 AND 6AL4 FOR ADDITIONAL REQUIREMENTS.
  - SEPARATE VISUAL ALARMS SHALL BE PROVIDED FOR EACH DEVICE.
  - VERIFY W/ OWNER ANY ADDITIONAL ACCESSIBILITY REQUIREMENTS & INSTALLATIONS PRIOR TO CONSTRUCTION.
  - THE FIRE ALARM SYSTEM SHALL HAVE HORN/STROBE NOTIFICATION IN THE HANDICAP APARTMENTS.
  - UNITS DESIGNATED FOR HEARING AND VISION IMPAIRED SHALL HAVE A TELEPHONE JACK SYSTEM INTERFACE PERMS CAPABLE OF SUPPORTING VOICE AND TTY. COMMUNICATION WITH PUBLIC USE SYSTEM. AN ELEC. OUTLET TO BE PROVIDED ADJ. TO PHONE JACK.
  - UNITS DESIGNATED FOR HEARING AND VISION IMPAIRED SHALL HAVE SWITCH AND OUTLET COVER PLATE IN COLOR CONTRASTING COLOR FROM WALLS.

APPROVED EXHIBIT "A"  
 PROJECT NO. 179950  
 Easement Abandonment 7-9-55  
 APPROVAL NO. 152-146-019-52  
 APPROVED BY: PLANNING OFFICER, PLANNING COMMISSION, CITY COUNCIL  
 SIGNATURE: *Chandra Steady*

**TROLLEY RESIDENTIAL DEVELOPMENT**  
**JACOBS FOUNDATION**

c/o DIAMOND MANAGEMENT, INC.  
 404 N. EUCLID AVENUE SAN DIEGO, CALIFORNIA 92114  
 (619) 527-6161 PH. (619) 298-2399 FAX

**UNIT C1 - FLOOR PLANS**

REV. NO.	DESCRIPTION	DATE	REV. NO.	DESCRIPTION	DATE
1	2ND SUBMITTAL	10/06/09			
2	3RD SUBMITTAL	01/18/10			

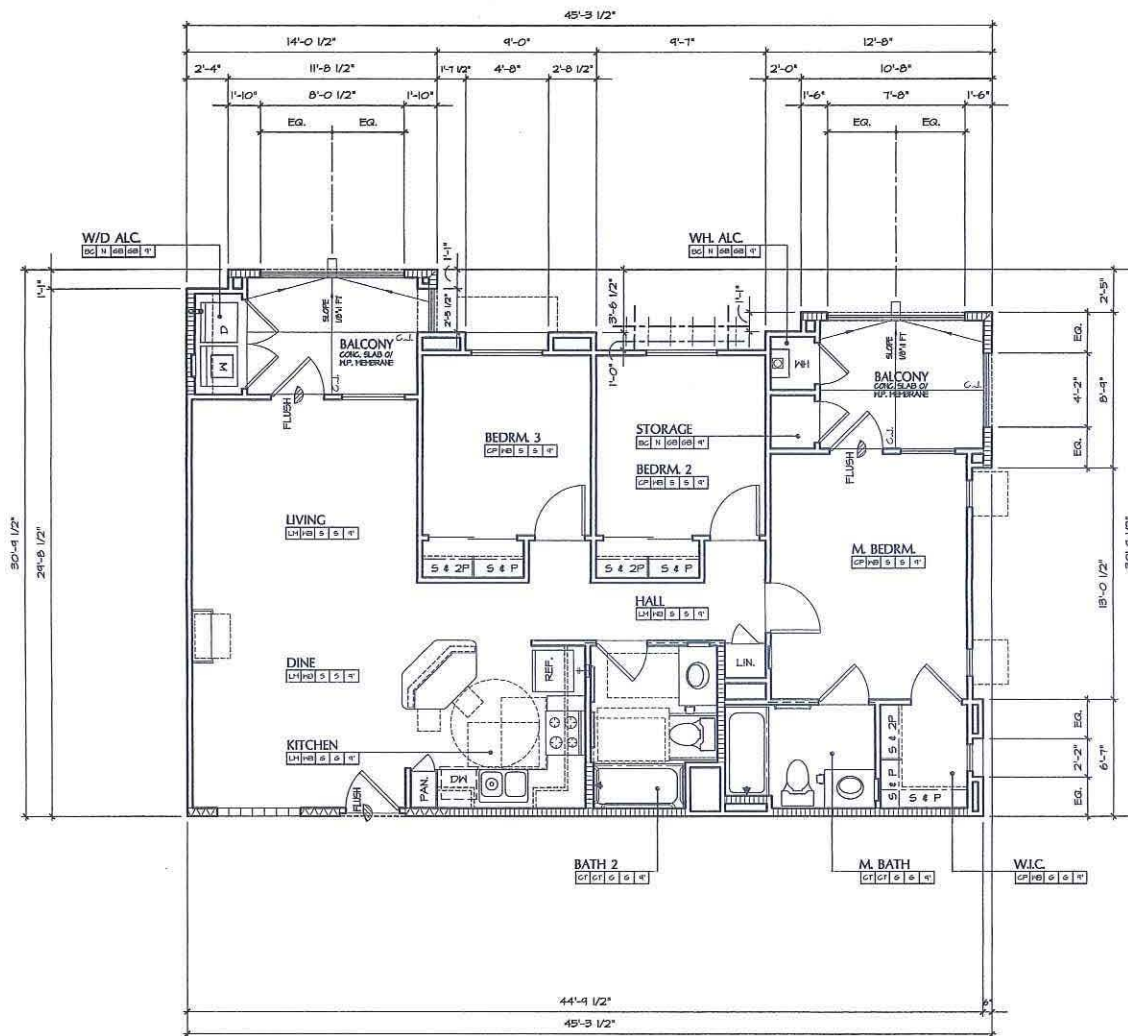
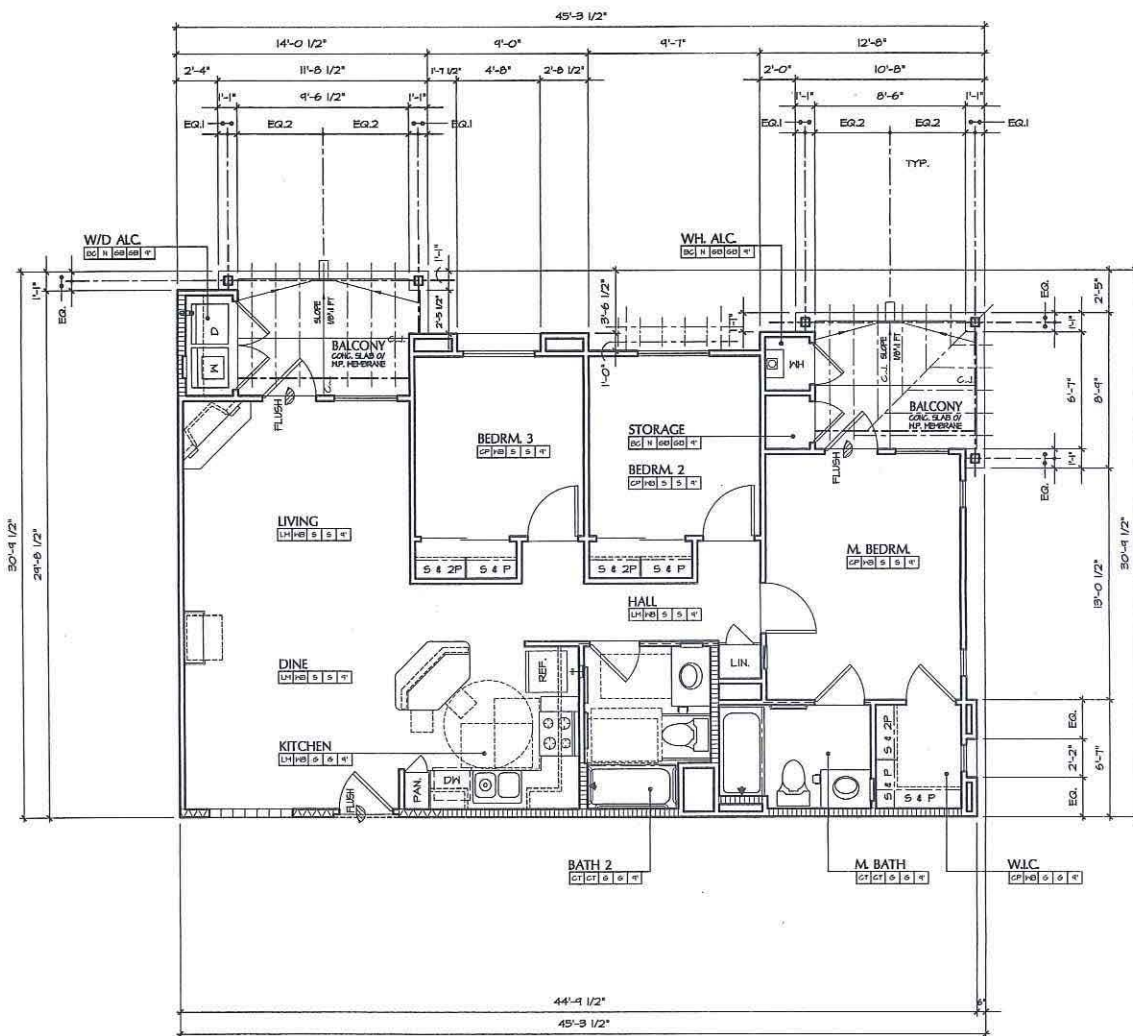
DATE: MAY 04, 2009 SHEET: A0.17  
 SHEET 22 OF 61

**PLAN SHEET LEGEND**

	2x4 STUD WALL		HALL W/ BATT SOUND ATTENUATION INSULATION
	2x6 STUD WALL		NOTES CEILING HT.
	2x6 WALL WITH STAGGERED STUDS		INDICATES HANDICAP STAINLESS STEEL GRAB BAR FLOOR OR WALL-MOUNTED PER PLAN.
	INDICATES TOILET PAPER DISPENSER LOCATION AT 24" FROM FIN. F.L.R. 2" FROM CABINET EDGE.		INDICATES 24" TOWEL BAR SEE SHEET NOTE NO. 10.
	INDICATES DIRECTION OF SLIDING DOOR OR WINDOW PANEL.		INDICATES FLOOR DRAIN LOCATION
	INDICATES MEDICINE CABINET (M.C.) BY LEIBER MODEL NO. 659P4 TYP. MODEL NO. 100-36 IN AT LIMITED WALL SPACE. SEE SHEET NOTE 15.		INDICATES PURRED CLG. AREA TO 8'-0" CLR. UNO.
	INDICATES SHOWER HEAD AT 8' MAX. HT.		INDICATES AREA OF UNIT PLAN IDENTICAL TO REFERENCED UNIT PLAN FOR TYP. NOTES, DIMS. & DETAILS.

**PLAN FINISH SCHEDULE LEGEND**

ROOM NAME	ROOM	CEILING HEIGHT	N	NONE	X	PER OWNER
FLOOR MATERIAL		CEILING MATERIAL	60	60P. BD. TAPED/PAINTED. 1 COAT PAINT, PER SPEC.		
BASE MATERIAL		WALL FINISH	F	60P. BD. LIGHT ORANGE FEEL. TEXTURE & FLAT LATEX PAINT PER SPEC.		
CT CERAMIC TILE, PER SPEC.S	EC BROOM FINISH CONC.		S	60P. BD. LIGHT ORANGE FEEL. TEXTURE & SEMI-GLOSS ENAMEL PAINT PER SPEC.		
CP CARPET W/ PAD, PER SPEC.S	DK WATERPROOF DECK TOPPING, PER SPEC.S		6	60P. BD. LIGHT ORANGE FEEL. TEXTURE & GLOSS ENAMEL PAINT PER SPEC.		
SV SHEET VINYL, PER SPEC.S	ST STUCCO FINISH					
LM HD. TEXTURED LAMINATE FLOORING, PER SPEC.S	MB 6" HOOD BASE PRIME & PAINTED PER SPEC.S					



**UNIT C1.4**

**FOURTH FLOOR UNIT**

3 BEDROOM - 2 BATH

NOTE: FOR TYP. NOTES, DIMS. AND DETAILS REFER TO UNIT C1.1 - FLOOR PLAN

ALL DWELLING UNITS ARE ADAPTABLE AND ACCESSIBLE UNITS

**UNIT C1.4**

SPACE	SQ. FOOTAGE
LIVING AREA	1069.5 SF.
SUB-TOTAL	1065.5 SF.

**ACCESSORY AREAS**

SPACE	SQ. FOOTAGE
COVERED PATIO / BALG.	0 SF.
WH CLOSET	4.9 SF.
STORAGE	4.2 SF.
WASHER-DRYER	20.4 SF.
SUB-TOTAL	39.1 SF.

<b>TOTAL</b>	<b>1104.6 SF.</b>
--------------	-------------------

OPEN TO SKY PATIO/BALG.	148 SF.
POP-OUTS	18.9 SF.

**UNIT C1.3**

**THIRD FLOOR UNIT**

3 BEDROOM - 2 BATH

NOTE: FOR TYP. NOTES, DIMS. AND DETAILS REFER TO UNIT C1.1 - FLOOR PLAN

ALL DWELLING UNITS ARE ADAPTABLE AND ACCESSIBLE UNITS

**UNIT C1.3**

SPACE	SQ. FOOTAGE
LIVING AREA	1069.5 SF.
SUB-TOTAL	1065.5 SF.

**ACCESSORY AREAS**

SPACE	SQ. FOOTAGE
COVERED PATIO / BALG.	148 SF.
WH CLOSET	4.9 SF.
STORAGE	4.2 SF.
WASHER-DRYER	20.4 SF.
SUB-TOTAL	187.1 SF.

<b>TOTAL</b>	<b>1252.6 SF.</b>
--------------	-------------------

OPEN TO SKY PATIO/BALG.	0 SF.
POP-OUTS	18.9 SF.

APPROVED EXHIBIT "A"  
 PROJECT NO. 177950  
 Agreement Amendment - 777528  
 APPROVAL NO. 177950-51P 6/15/09  
 ALL TYP. & DIM. SHALL BE AS SHOWN  
 APPROVED BY: JEFFREY S. ROSS, REGISTERED PLANNING COMMISSIONER/CITY COUNCILOR  
 DATE: 5/12/10  
 SIGNATURE: *Jeffrey S. Ross*


**TROLLEY RESIDENTIAL DEVELOPMENT**

**JACOBS FOUNDATION**

c/o DIAMOND MANAGEMENT, INC.  
 404 N. EUCLID AVENUE SAN DIEGO, CALIFORNIA 92114  
 (619) 527-6161 PH. (619) 298-2399 FAX

**UNIT C1 - FLOOR PLANS**

REV. NO.	DESCRIPTION	DATE	REV. NO.	DESCRIPTION	DATE
1	2ND SUBMITTAL	10/05/09	A		
2	3RD SUBMITTAL	01/19/10	A		
			A		
			A		

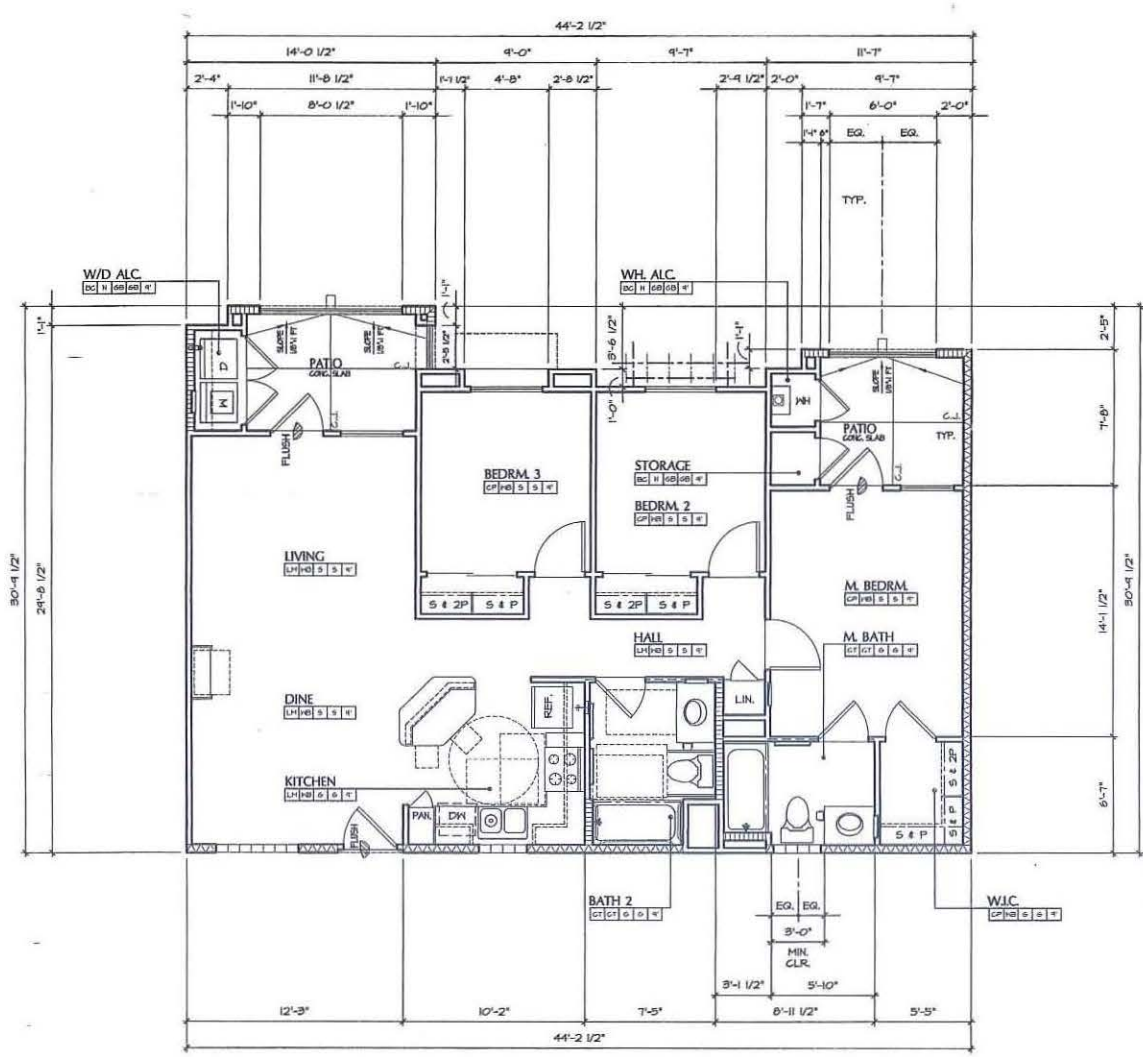
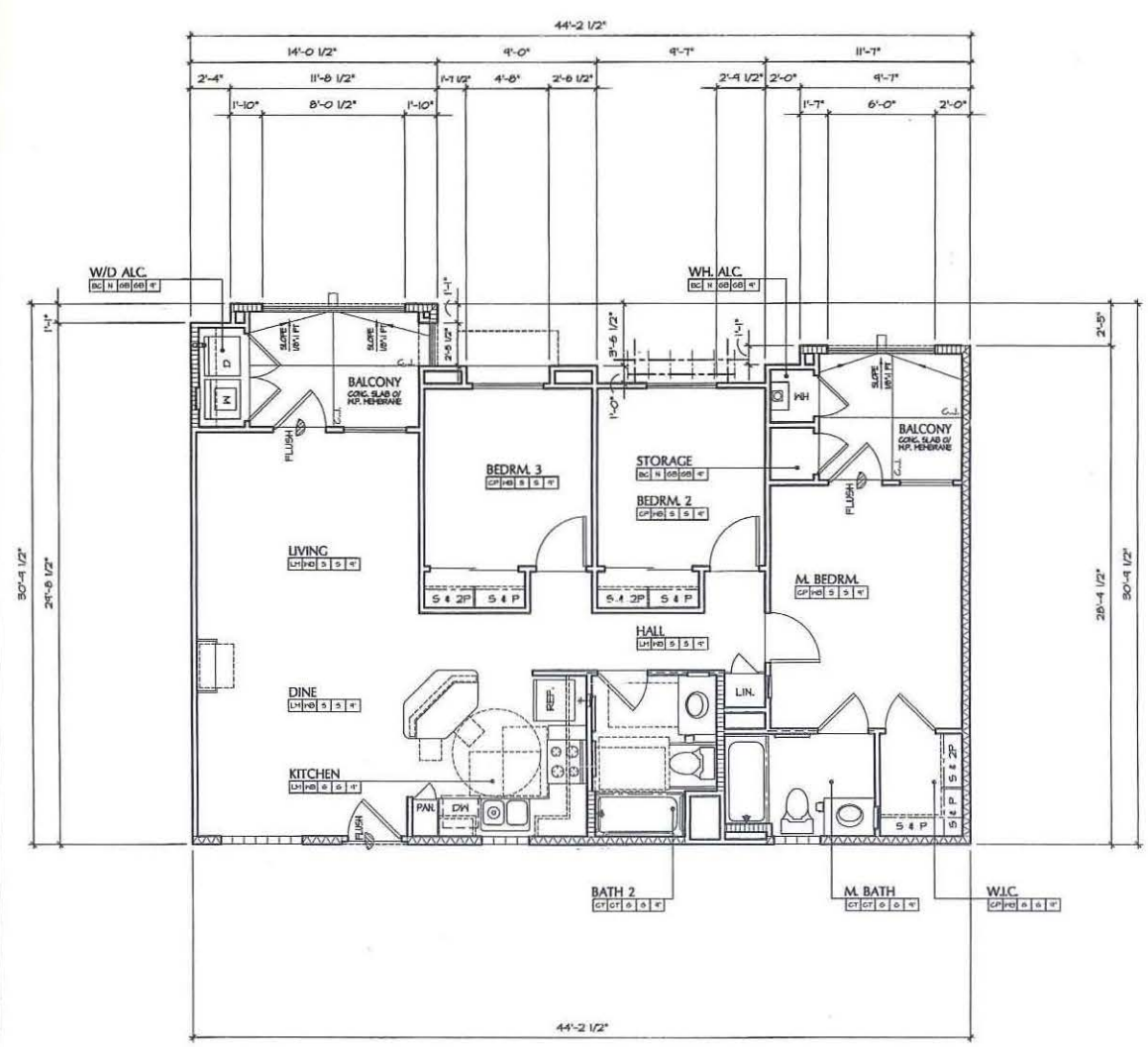


DATE: MAY, 09, 2009  
 SHEET: A0.18  
 JOB NO.:  
 DRAWN:  
 CHECKED:  
 SHEET 23 OF 61



PLAN SHEET LEGEND	
	2x4 STUD WALL
	2x6 STUD WALL
	2x6 WALL WITH STAGGERED STUDS
	INDICATES TOILET PAPER DISPENSER LOCATION AT 24" FROM FIN. FLR. 2" FROM CABINET EDGE.
	INDICATES DIRECTION OF SLIDING DOOR OR WINDOW PANEL.
	INDICATES RECYCLED MEDICINE CABINET (MCO) BY "E" CODE MODEL NO. 808PH TYP. MODEL NO. 808-500 IN AT LISTED HALL SPACE. SEE SHEET NOTE 10.
	INDICATES SHOWER HEAD AT 60" MAX. HT.
	HALL IV BATT SOUND ATTENUATION INSULATION
	NOTES CEILING HT.
	INDICATES HANDICAP STAINLESS STEEL GRAB BAR. FLOOR OR WALL-MOUNTED PER PLANS.
	INDICATES 24" TOWEL BAR. SEE SHEET NOTE 10.
	INDICATES FLOOR DRAIN LOCATION
	INDICATES FURRED C.L.G. AREA TO 8'-0" CLR. UNO.
	INDICATES AREA OF UNIT PLAN IDENTICAL TO REFERENCE UNIT PLAN FOR TYP. NOTES D016, I DETAILS.

PLAN FINISH SCHEDULE LEGEND						
ROOM NAME	ROOM	CEILING HEIGHT	N	NONE	X	PER CORNER
FLOOR MATERIAL	CEILING MATERIAL	6'0" - 8'0"	GB	6'0" - 8'0" TAPED/PAINTED 1 COAT PAINT, PER SPEC.S		
BASE MATERIAL	WALL FINISH		F	6'0" - 8'0" LIGHT ORANGE PEEB. TEXTURE & FLAT LATEX PAINT PER SPEC.S		
CT CERAMIC TILE, PER SPEC.S	BC BROOK FINISH CONC.		S	6'0" - 8'0" LIGHT ORANGE PEEB. TEXTURE & SEMI-GLOSS ENAMEL PAINT PER SPEC.S		
CP CARPET W/ PAD, PER SPEC.S	DK WATERPROOF DECK TOPPING, PER SPEC.S		G	6'0" - 8'0" LIGHT ORANGE PEEB. TEXTURE & GLOSS ENAMEL PAINT PER SPEC.S		
SV SHEET VINYL, PER SPEC.S	ST STUCCO FINISH					
LH HD TEXTURED LAMINATE FLOORING, PER SPEC.S	HCB 6" HOOD BASE PRIME & PAINTED PER SPEC.S					



**UNIT C2.2**

3 BEDROOM - 2 BATH  
 NOTE: FOR TYP. NOTES, DIMS. AND DETAILS REFER TO UNIT G1 AND C2.1 - FLOOR PLANS

ALL DWELLING UNITS ARE ADAPTABLE AND ACCESSIBLE UNITS

SPACE	SQ. FOOTAGE
LIVING AREA	1065.5 S.F.
SUB-TOTAL	1065.5 S.F.

SPACE	SQ. FOOTAGE
COVERED PATIO / BALG.	188.5 S.F.
WH CLOSET	4.5 S.F.
STORAGE	4.2 S.F.
WASHER-DRYER	20.4 S.F.
SUB-TOTAL	176.6 S.F.
<b>TOTAL</b>	<b>1243.1 S.F.</b>

OPEN TO SKY PATIO/BALG.	0 S.F.
POP-OUTS	10.1 S.F.

**SECOND FLOOR UNIT**  
 SCALE: 1/4" = 1'-0"

**UNIT C2.1**

3 BEDROOM - 2 BATH  
 NOTE: FOR TYP. NOTES, DIMS. AND DETAILS REFER TO UNIT G1 - FLOOR PLANS

ALL DWELLING UNITS ARE ADAPTABLE AND ACCESSIBLE UNITS

SPACE	SQ. FOOTAGE
LIVING AREA	1065.5 S.F.
SUB-TOTAL	1065.5 S.F.

SPACE	SQ. FOOTAGE
COVERED PATIO / BALG.	188.5 S.F.
WH CLOSET	4.5 S.F.
STORAGE	4.2 S.F.
WASHER-DRYER	20.4 S.F.
SUB-TOTAL	177.6 S.F.
<b>TOTAL</b>	<b>1243.1 S.F.</b>

OPEN TO SKY PATIO/BALG.	0 S.F.
POP-OUTS	10.1 S.F.

**FIRST FLOOR UNIT**  
 SCALE: 1/4" = 1'-0"

**ACCESSIBLE UNITS NOTES**

MIN. REQUIREMENTS	COMMENTS	MIN. REQUIREMENTS	COMMENTS
NUMBER OF UNITS	SEE ARCH. SITE, SHT. A5.1	FRONT DR. PREP HOLES	TYP (2), SEE SHT. S0.1
GRAB BARS	INSTALL PER TENANT'S REQUEST	FRONT DR. PREP HOLES	FRONT-FREE, INSTALL PER TENANT'S REQUEST
SHOWER HOSE	INSTALL PER TENANT'S REQUEST	WIRE FALLS ON CABT. DOORS	BRUSHED CHROME, INSTALL PER PLANS
KITCHEN SINK	REAR CORNER DISCHARGE OR OFF-SET DRAIN PER PLUMBING PLANS	HEARING IMPAIRED DEVICE	VISUAL LIGHT ON DR. CHIME VISUAL LIGHT FOR SMOKE DETECTORS VISUAL LIGHT FOR FIRE ALARM, IF REQD.
KT. REPOSITIONABLE SINK	INSTALL PER PLANS	TOWEL BAR MOUNTING HT.	ONE AT 40" AFF. AT ACCESSIBLE BATH
18" BREAD BOARDS	TYP (2), INSTALL PER PLANS	UPPER CABT. 40" AFF.	INSTALL PER SHT. 6N2 & INT. ELEV.
WASHER-DRYER	INSTALL PER SHT. 6N2	RANGE/OVEN	FRONT CONTROL & SELF-CLEANING, INSTALL PER TENANT'S REQUEST
IN-TUB SEAT	INSTALL PER TENANT'S REQUEST	RANGE HOOD	42" WIDE W/ ELEC. WALL SWITCH, INSTALL PER PLANS
HIGH DENSITY PAD OR DIRECT CONTACT AT GARRET	INSTALL PER PLANS		

**ADDITIONAL REQUIREMENTS:**

- REFER TO ARCHITECTURAL SHEETS 6N2, 6N3 AND 6N4 FOR ADDITIONAL REQUIREMENTS.
- SEPARATE VISUAL ALARMS SHALL BE PROVIDED FOR EACH DEVICE.
- VERIFY W/ OWNER ANY ADDITIONAL ACCESSIBILITY REQUIREMENTS & INSTALLATIONS PRIOR TO CONSTRUCTION.
- THE FIRE ALARM SYSTEM SHALL HAVE HORN/STROBE NOTIFICATION IN THE HANDICAP APARTMENTS.
- UNITS DESIGNATED FOR HEARING AND VISION IMPAIRED SHALL HAVE A TELEPHONE JACK SYSTEM INTERFACE BEING CAPABLE OF SUPPORTING VOICE AND TTY COMMUNICATION WITH PUBLIC USE SYSTEM, AN ELEC. OUTLET TO BE PROVIDED ADJ. TO PHONE JACK.
- UNITS DESIGNATED FOR HEARING AND VISION IMPAIRED SHALL HAVE SWITCH AND OUTLET COVER PLATE IN COLOR CONTRASTING COLOR FROM WALLS.

APPROVED EXHIBIT "A"  
 PROJECT NO. 174150  
 Eminent Acquisition 71550  
 APPROVAL NO(S) EDP 6/16/12 ZDP 6/16/12  
 M PD/DPD 5/21/12/6/15/12  
 APPROVED BY: HEATHER LUTHER, PLANNING  
 COMMISSIONER/CITY COUNCILMAN 3/2012  
 SIGNATURE: *Heather Luther*

**TROLLEY RESIDENTIAL DEVELOPMENT**  
**JACOBS FOUNDATION**

c/o DIAMOND MANAGEMENT, INC.  
 404 N. EUCLID AVENUE SAN DIEGO, CALIFORNIA 92114  
 (619) 527-6161 PH. (619) 298-2399 FAX

**UNIT C2 - FLOOR PLANS**

REV. NO.	DESCRIPTION	DATE	REV. NO.	DESCRIPTION	DATE
1	2ND SUBMITTAL	10/08/09	1		
2	3RD SUBMITTAL	01/19/10	2		

DATE: MAY. 04, 2009 SHEET: **A0.19**

JOB NO. \_\_\_\_\_

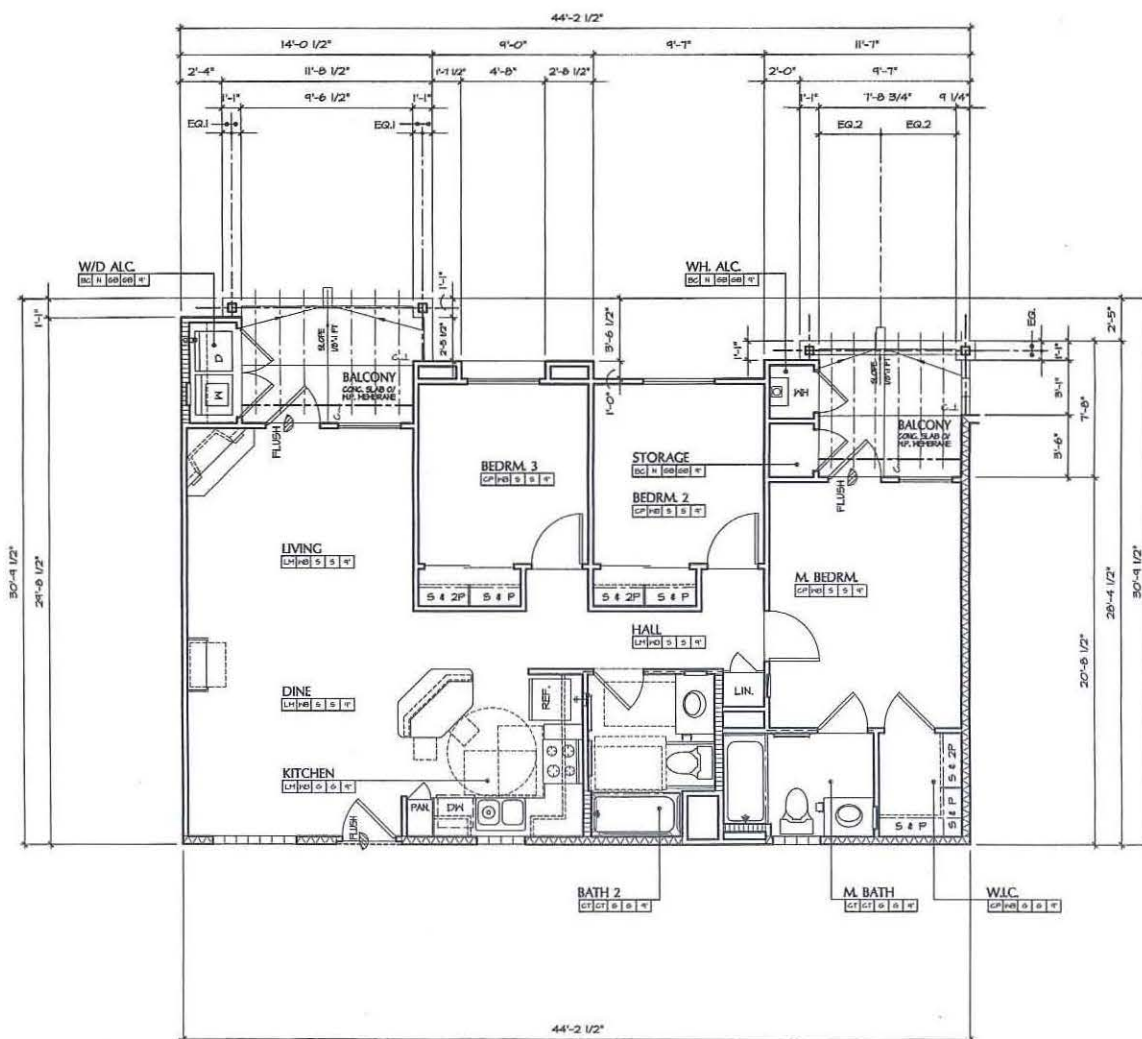
DRAWN: \_\_\_\_\_

CHECKED: \_\_\_\_\_

SHEET 24 OF 61

PLAN SHEET LEGEND	
	2x4 STUD WALL
	2x6 STUD WALL
	2x6 WALL WITH STAGGERED STUDS
	INDICATES TOILET PAPER DISPENSER LOCATION AT 24" FROM FIN. FLR. 2" FROM CABINET EDGE.
	INDICATES DIRECTION OF SLIDING DOOR OR PARTITION PANEL.
	INDICATES RECESSED MEDICINE CABINET (M/C) BY LEXIBI MODEL NO. B5P24 TYP. MODEL NO. 100-36 IN AT LIMITED WALL SPACE. SEE SHEET NOTES.
	INDICATES SHAKER HEAD AT 60" MAX. HT.
	WALL W/ BATT SOUND ATTENUATION INSULATION
	NOTES CEILING HT.
	INDICATES HANDICAP STAINLESS STEEL GRAB BAR, FLOOR OR WALL-MOUNTED PER PLANS.
	INDICATES 24" TONEL BAR. SEE SHEET NOTE NO. 10.
	INDICATES FLOOR DRAIN LOCATION
	INDICATES PIERCED GLASS AREA TO 5'-0" CLR. UNDO.
	INDICATES AREA OF UNIT PLAN IDENTICAL TO REFERENCED UNIT PLAN FOR TYP. NOTES, DIMS. & DETAILS.

PLAN FINISH SCHEDULE LEGEND						
ROOM NAME	ROOM	CEILING HEIGHT	N	NONE	X	PER OWNER
FLOOR MATERIAL	CEILING MATERIAL	GB	6" GP. BD. TAPED/PANIED.	1 COAT PAINT, PER SPEC'S		
BASE MATERIAL	HALL FINISH	F	6" GP. BD. LIGHT ORANGE PEEL TEXTURE & FLAT LATEX PAINT PER SPEC'S			
CT CERAMIC TILE, PER SPEC'S	DC BROOM FINISH CONC.	S	6" GP. BD. LIGHT ORANGE PEEL TEXTURE & SEMI-GLOSS ENAMEL PAINT PER SPEC'S			
CP CARPET W/ PAD, PER SPEC'S	DK WATERPROOF DECK TOPPING, PER SPEC'S		6" GP. BD. LIGHT ORANGE PEEL TEXTURE & SEMI-GLOSS ENAMEL PAINT PER SPEC'S			
SV SHEET VINYL, PER SPEC'S	ST STUCCO FINISH		6" GP. BD. LIGHT ORANGE PEEL TEXTURE & SEMI-GLOSS ENAMEL PAINT PER SPEC'S			
LM HD. TEXTURED LAMINATE FLOORING, PER SPEC'S	MB 6" HOOD BASE PRIME & PAINTED PER SPEC'S					



**UNIT C2.4**

3 BEDROOM - 2 BATH

NOTE: FOR TYP. NOTES, DIMS. AND DETAILS REFER TO UNIT C1 AND C2.1 - FLOOR PLANS

ALL DWELLING UNITS ARE ADAPTABLE AND ACCESSIBLE UNITS

**UNIT C2.4**

SPACE	SQ. FOOTAGE
LIVING AREA	1065.5 SF.
SUB-TOTAL	1065.5 SF.

**ACCESSORY AREAS**

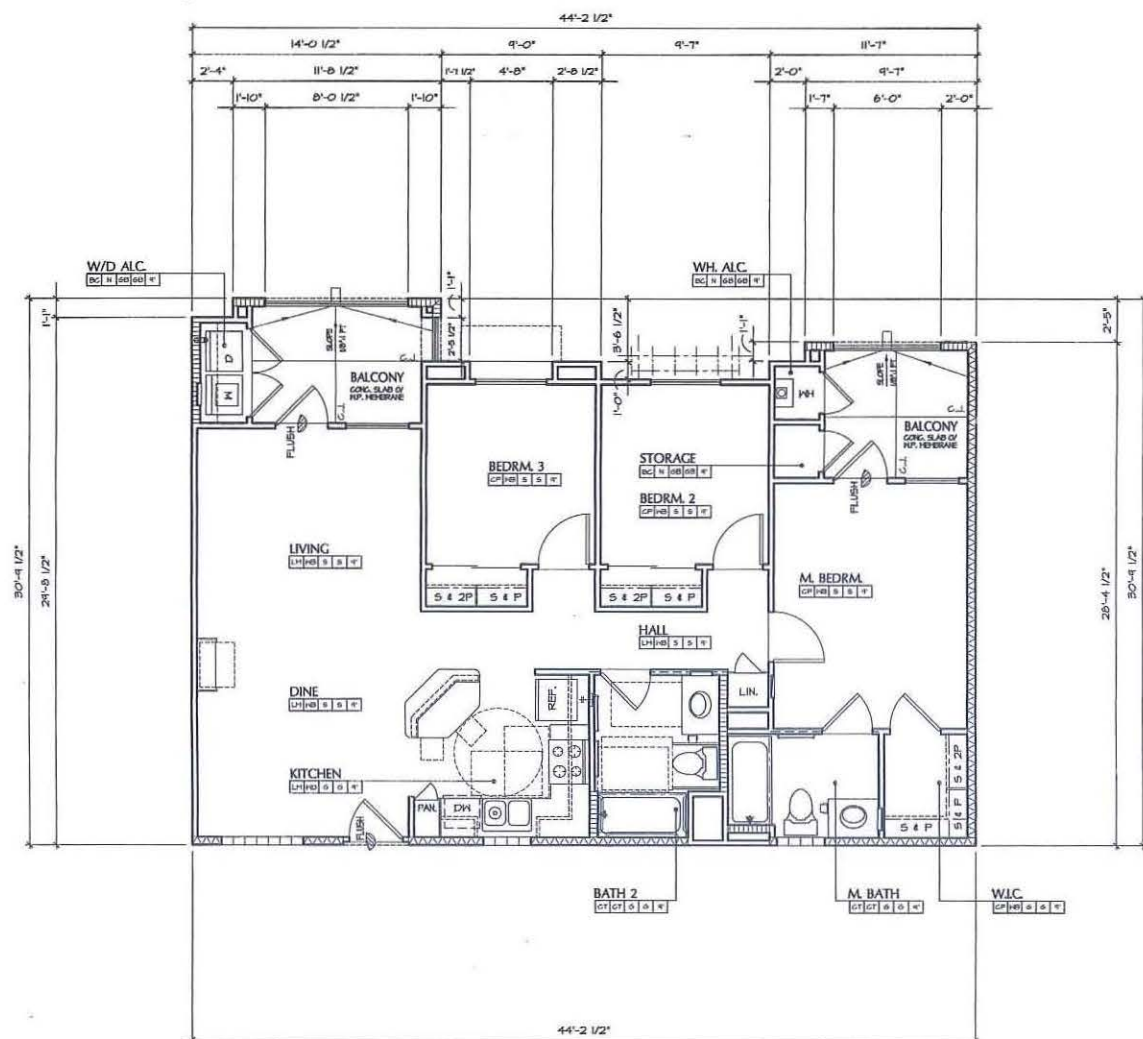
SPACE	SQ. FOOTAGE
COVERED PATIO / BALC.	0 SF.
WH CLOSET	9.5 SF.
STORAGE	4.2 SF.
WASHER-DRYER	20.4 SF.
SUB-TOTAL	34.1 SF.

<b>TOTAL</b>	<b>1104.6 SF.</b>
--------------	-------------------

OPEN TO SKY PATIO/BALC.	180.5 SF.
POP-OUTS	10.1 SF.

FOURTH FLOOR UNIT

SCALE: 1/4" = 1'-0"



**UNIT C2.3**

3 BEDROOM - 2 BATH

NOTE: FOR TYP. NOTES, DIMS. AND DETAILS REFER TO UNIT C1 AND C2.1 - FLOOR PLANS

ALL DWELLING UNITS ARE ADAPTABLE AND ACCESSIBLE UNITS

**UNIT C2.3**

SPACE	SQ. FOOTAGE
LIVING AREA	1065.5 SF.
SUB-TOTAL	1065.5 SF.

**ACCESSORY AREAS**

SPACE	SQ. FOOTAGE
COVERED PATIO / BALC.	180.5 SF.
WH CLOSET	9.5 SF.
STORAGE	4.2 SF.
WASHER-DRYER	20.4 SF.
SUB-TOTAL	177.6 SF.

<b>TOTAL</b>	<b>1243.1 SF.</b>
--------------	-------------------

OPEN TO SKY PATIO/BALC.	0 SF.
POP-OUTS	10.1 SF.

THIRD FLOOR UNIT

SCALE: 1/4" = 1'-0"


APPROVED EXHIBIT 'A'  
 PROJECT NO. 179950  
 Easement Abandonment 77558  
 APPROVAL NO. 151746152, 1764766  
 MM TDP/STP 582176/68752  
 APPROVED BY: HEATHER SUTHERLAND, 3-29-20  
 COMMISSIONER CITY COUNCIL  
 SIGNATURE: *Heather Sutherland*

**TROLLEY RESIDENTIAL DEVELOPMENT**  
**JACOBS FOUNDATION**

c/o DIAMOND MANAGEMENT, INC.  
 404 N. EUCLID AVENUE, SAN DIEGO, CALIFORNIA 92114  
 (619) 527-6161 PH. (619) 298-2399 FAX

**UNIT C2 - FLOOR PLANS**

REV. NO.	DESCRIPTION	DATE	REV. NO.	DESCRIPTION	DATE
1	2ND SUBMITTAL	10/05/09	1		
2	3RD SUBMITTAL	01/18/10	2		



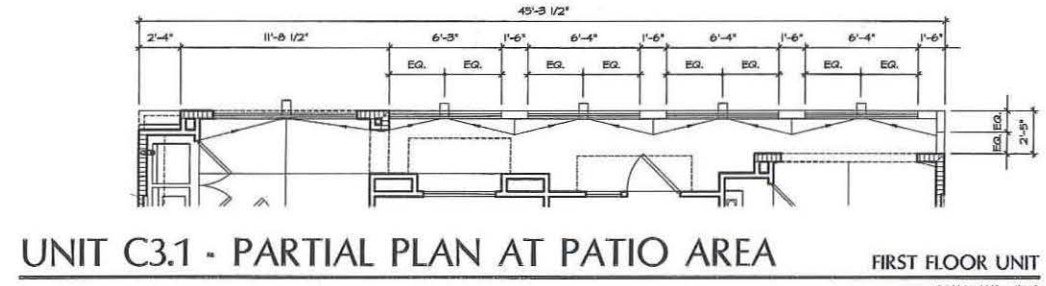
DATE: MAY, 04, 2009  
 SHEET  
 JOB NO.  
 DRAWN  
 CHECKED  
**A0.20**  
 SHEET 25 OF 61

**PLAN SHEET LEGEND**

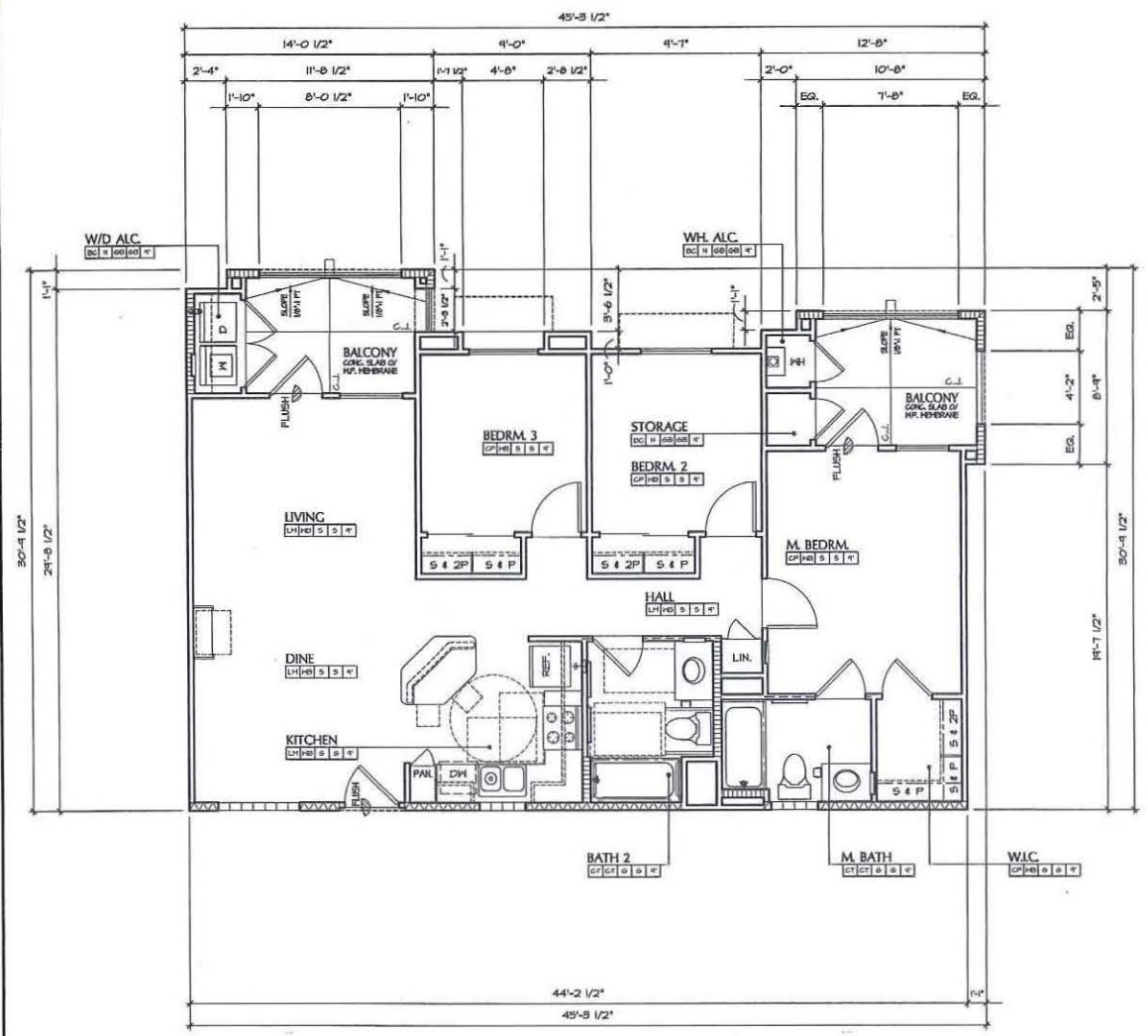
	2x4 STUD WALL		WALL W/ BATT SOUND ATTENUATION INSULATION
	2x6 STUD WALL		NOTES CEILING H.T.
	2x6 WALL WITH STAGGERED STUDS		INDICATES HANDICAP STAINLESS STEEL GRAB BAR, FLOOR OR WALL MOUNTED PER PLANS
	INDICATES TOILET PAPER DISPENSER LOCATION AT 24" FROM PL. 4" FROM CABINET EDGE		INDICATES 24" TONE BAR, SEE SHEET NOTE NO. 10.
	INDICATES DIRECTION OF SLIDING DOOR OR WINDOW PANEL		INDICATES FLOOR DRAIN LOCATION
	INDICATES RECESSED MEDICINE CABINET (M/C) BY SENEZ MODEL NO. 828P4 TYP. MODEL NO. 828-26 M/C AT LIMITED WALL SPACE, SEE SHEET NOTE NO. 10.		INDICATES FURRED CLG. AREA TO 8'-0" CLG. UNLTD.
	INDICATES SHAKER HEAD AT 68" MAX. HT.		INDICATES AREA OF UNIT PLAN SUBJECT TO REFERENCED UNIT PLAN FOR TYP. NOTES, DIMS., & DETAILS.

**PLAN FINISH SCHEDULE LEGEND**

ROOM NAME	ROOM	CEILING HEIGHT	CEILING MATERIAL	N	NON	X	PER OWNER
FLOOR MATERIAL							
BASE MATERIAL							
CT	CERAMIC TILE, PER SPEC.S	EG	BROOK FINISH CONC.				
CP	CARPET W/ PAD, PER SPEC.S	DK	WATERPROOF DECK TOPPING, PER SPEC.S				
SV	SHEET VINYL, PER SPEC.S	ST	STUCCO FINISH				
LM	HD. TEXTURED LAMINATE FLOORING, PER SPEC.S	WB	6" HOOD BASE PRIME & PAINTED PER SPEC.S				



**UNIT C3.1 - PARTIAL PLAN AT PATIO AREA** FIRST FLOOR UNIT  
SCALE: 1/4" = 1'-0"



**UNIT C3.2** SECOND FLOOR UNIT  
SCALE: 1/4" = 1'-0"

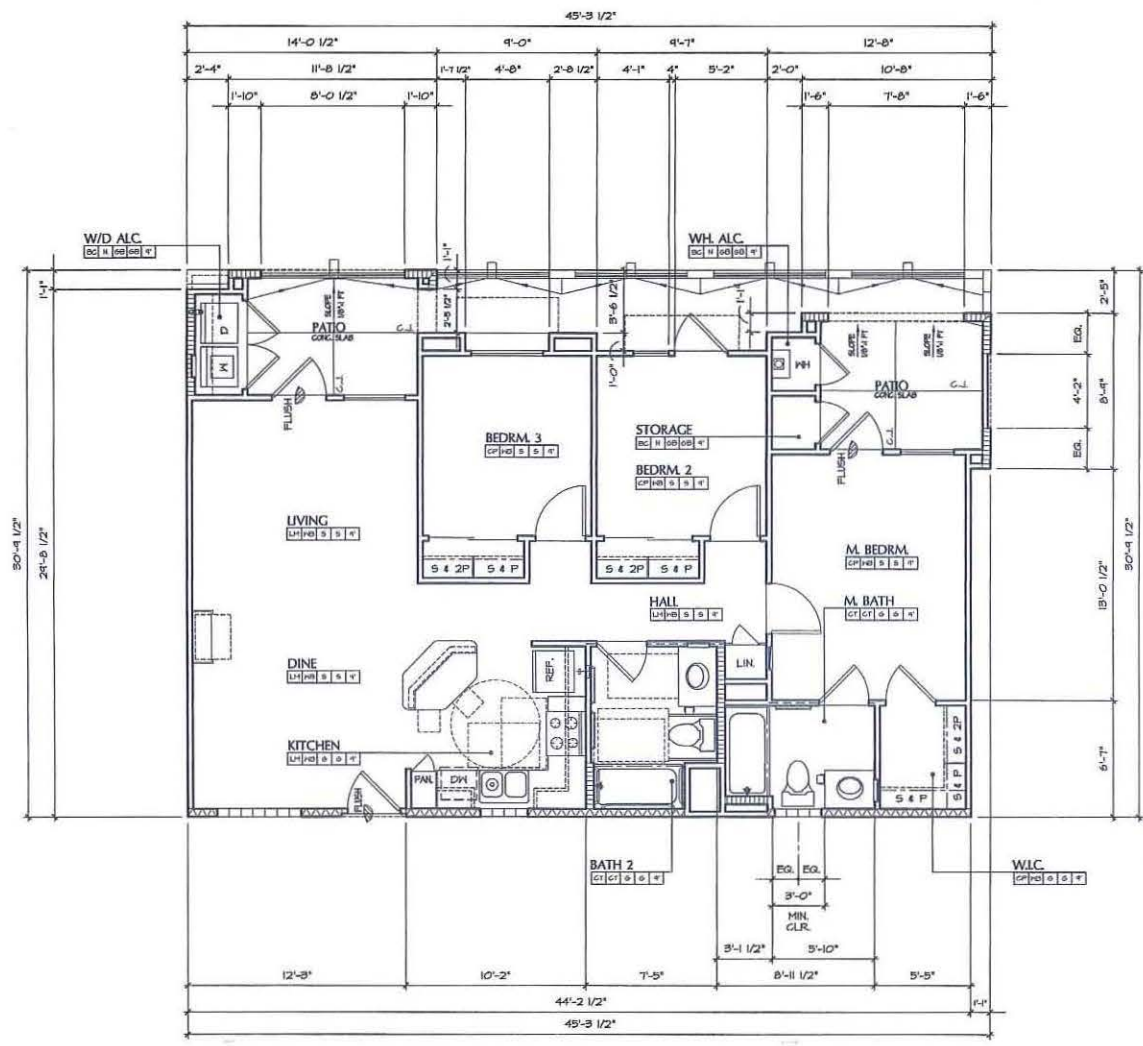
3 BEDROOM - 2 BATH  
 NOTE: FOR TYP. NOTES, DIMS. AND DETAILS REFER TO UNIT C1 AND C3.1 - FLOOR PLANS  
 ALL DWELLING UNITS ARE ADAPTABLE AND ACCESSIBLE UNITS

**UNIT C3.2**

SPACE	SQ. FOOTAGE
LIVING AREA	1065.5 S.F.
SUB-TOTAL	1065.5 S.F.

**ACCESSORY AREAS**

SPACE	SQ. FOOTAGE
COVERED PATIO / BALC.	148.0 S.F.
MH CLOSET	4.5 S.F.
STORAGE	4.2 S.F.
WASHER-DRYER	20.4 S.F.
SUB-TOTAL	187.1 S.F.
<b>TOTAL</b>	<b>1252.6 S.F.</b>
OPEN TO SKY PATIO/BALC.	0 S.F.
POP-OUTS	10.1 S.F.



**UNIT C3.1** FIRST FLOOR UNIT  
SCALE: 1/4" = 1'-0"

3 BEDROOM - 2 BATH  
 NOTE: FOR TYP. NOTES, DIMS. AND DETAILS REFER TO UNIT C1 - FLOOR PLANS  
 ALL DWELLING UNITS ARE ADAPTABLE AND ACCESSIBLE UNITS

**UNIT C3.1**

SPACE	SQ. FOOTAGE
LIVING AREA	1065.5 S.F.
SUB-TOTAL	1065.5 S.F.

**ACCESSORY AREAS**

SPACE	SQ. FOOTAGE
COVERED PATIO / BALC.	148.0 S.F.
MH CLOSET	4.5 S.F.
STORAGE	4.2 S.F.
WASHER-DRYER	20.4 S.F.
SUB-TOTAL	187.1 S.F.
<b>TOTAL</b>	<b>1252.6 S.F.</b>
OPEN TO SKY PATIO/BALC.	108.2 S.F.
POP-OUTS	10.1 S.F.

**ACCESSIBLE UNITS NOTES**

MIN. REQUIREMENTS	COMMENTS	MIN. REQUIREMENTS	COMMENTS
NUMBER OF UNITS	SEE ARCH. SITE, SHT. A5.1	FRONT DR. PEEP HOLES	TWO (2), SEE SHT. B6.1
GRAB BARS	INSTALL PER TENANT'S REQUEST	FRONT DR. PEEP HOLES	FRONT-FRSE, INSTALL PER TENANT'S REQUEST
SHOWER HOSE	INSTALL PER TENANT'S REQUEST	WIRE FALLS ON CABT. DOORS	BRUSHED CHROME, INSTALL PER PLANS
KITCHEN SINK	REAR CORNER DISCHARGE OR OVER-SINK DRAIN PER PLUMBING PLANS	REARWARD IMPAIRED DEVICE	VISUAL LIGHT ON DR. CHIME VISUAL LIGHT FOR SMOKE DETECTORS VISUAL LIGHT FOR FIRE ALARM & S202
KIT. REPOSITIONABLE SINK	INSTALL PER PLANS	TOWEL BAR HOZING H.E.	ONE AT 42" AFF. AT ACCESSIBLE BATH
3" BREAD BOARDS	2ND Q2, INSTALL PER PLANS	UPPER CABT. 48" AFF.	INSTALL PER SHT. 6H.2 & INT. ELEV.
WASH. CLOSET - SEAT BY AFF.	INSTALL PER SHT. 6H.2	RANGE/OVEN	FRONT CONTROLS, SELF-CLEANING, INSTALL PER TENANT'S REQUEST
IN-TUB SEAT	INSTALL PER TENANT'S REQUEST	RANGE HOOD	42" WIDE W/ ELEC. WALL SWITCH, INSTALL PER PLANS
HIGH DENSITY PAD OR DIRECT CONTACT AT CABINET	INSTALL PER PLANS		

**ADDITIONAL REQUIREMENTS:**

- REFER TO ARCHITECTURAL SHEETS 6H.2, 6H.3 AND 6H.4 FOR ADDITIONAL REQUIREMENTS.
- SEPARATE VISUAL ALARMS SHALL BE PROVIDED FOR EACH DEVICE.
- VERIFY W/ OWNER ANY ADDITIONAL ACCESSIBILITY REQUIREMENTS & INSTALLATIONS PRIOR TO CONSTRUCTION.
- THE FIRE ALARM SYSTEM SHALL HAVE HORN/SIREN NOTIFICATION IN THE HANDICAP APARTMENTS.
- UNITS DESIGNATED FOR HEARING AND VISION IMPAIRED SHALL HAVE A TELEPHONE JACK SYSTEM INTERSPACE PIRING CAPABLE OF SUPPORTING VOICE AND TTY. CONNECTION WITH PUBLIC USE SYSTEM, AN ELEC. OUTLET TO BE PROVIDED ADJ. TO PHONE JACK.
- UNITS DESIGNATED FOR HEARING AND VISION IMPAIRED SHALL HAVE SWITCH AND OUTLET COVER PLATE IN COLOR CONTRASTING COLOR FROM WALLS.

APPROVED EXHIBIT "A"  
 PROJECT NO. 17995D  
 Equipment Amendment #1755B  
 APPROVAL NO. S1 10/24/09 2009 6/18/09  
 APPROVED BY: [Signature]  
 COMMISSION CITY COUNCIL ON 3-22-10  
 SIGNATURE: [Signature]

**TROLLEY RESIDENTIAL DEVELOPMENT**  
**JACOBS FOUNDATION**  
 c/o DIAMOND MANAGEMENT, INC.  
 404 N. EUCLID AVENUE SAN DIEGO, CALIFORNIA 92114  
 (619) 527-6161 PH. (619) 298-2399 FAX

**UNIT C3 - FLOOR PLANS**

REV. NO.	DESCRIPTION	DATE	REV. NO.	DESCRIPTION	DATE
1	2ND SUBMITTAL	10/26/09	1		
2	3RD SUBMITTAL	01/19/10	1		

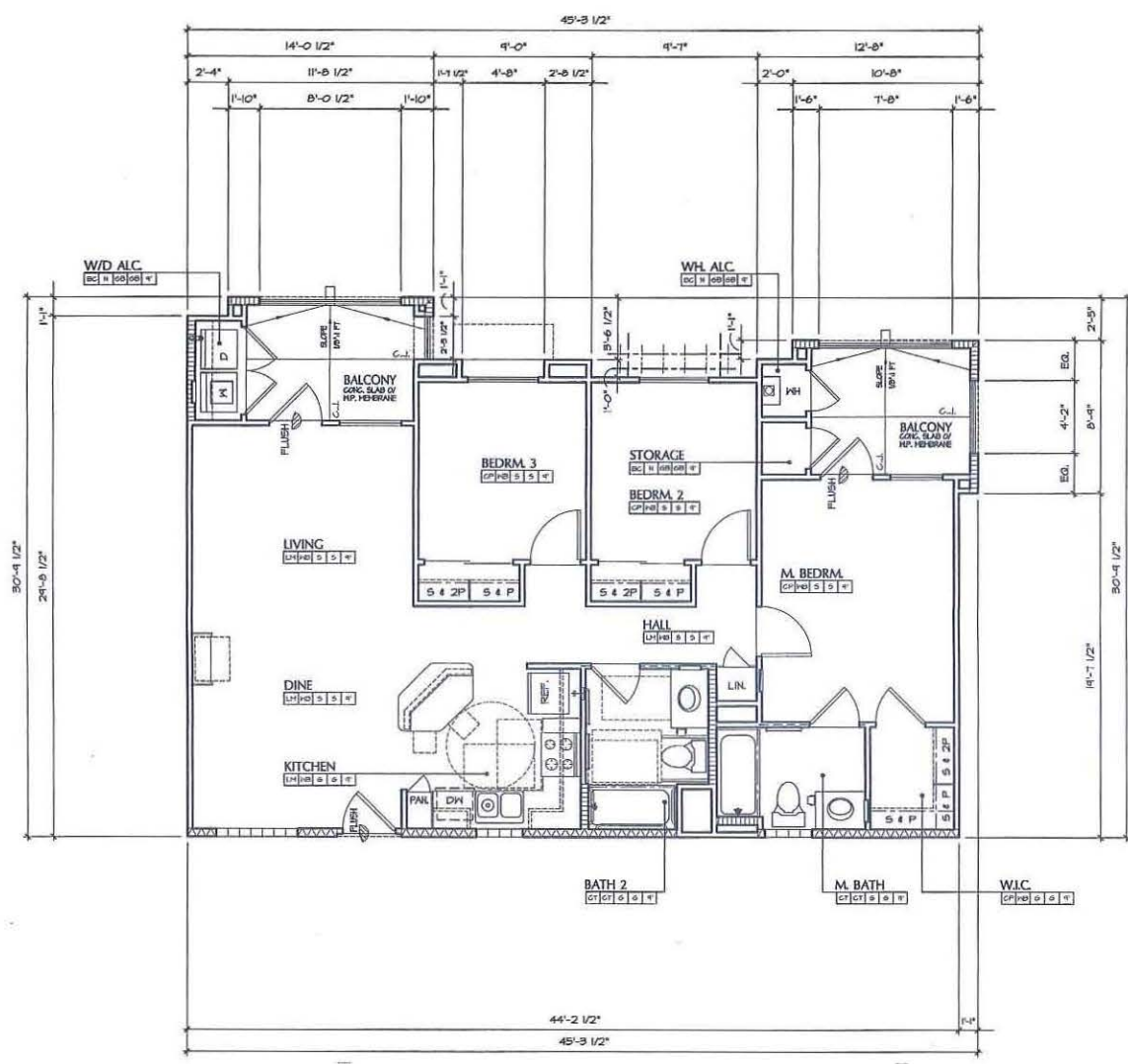
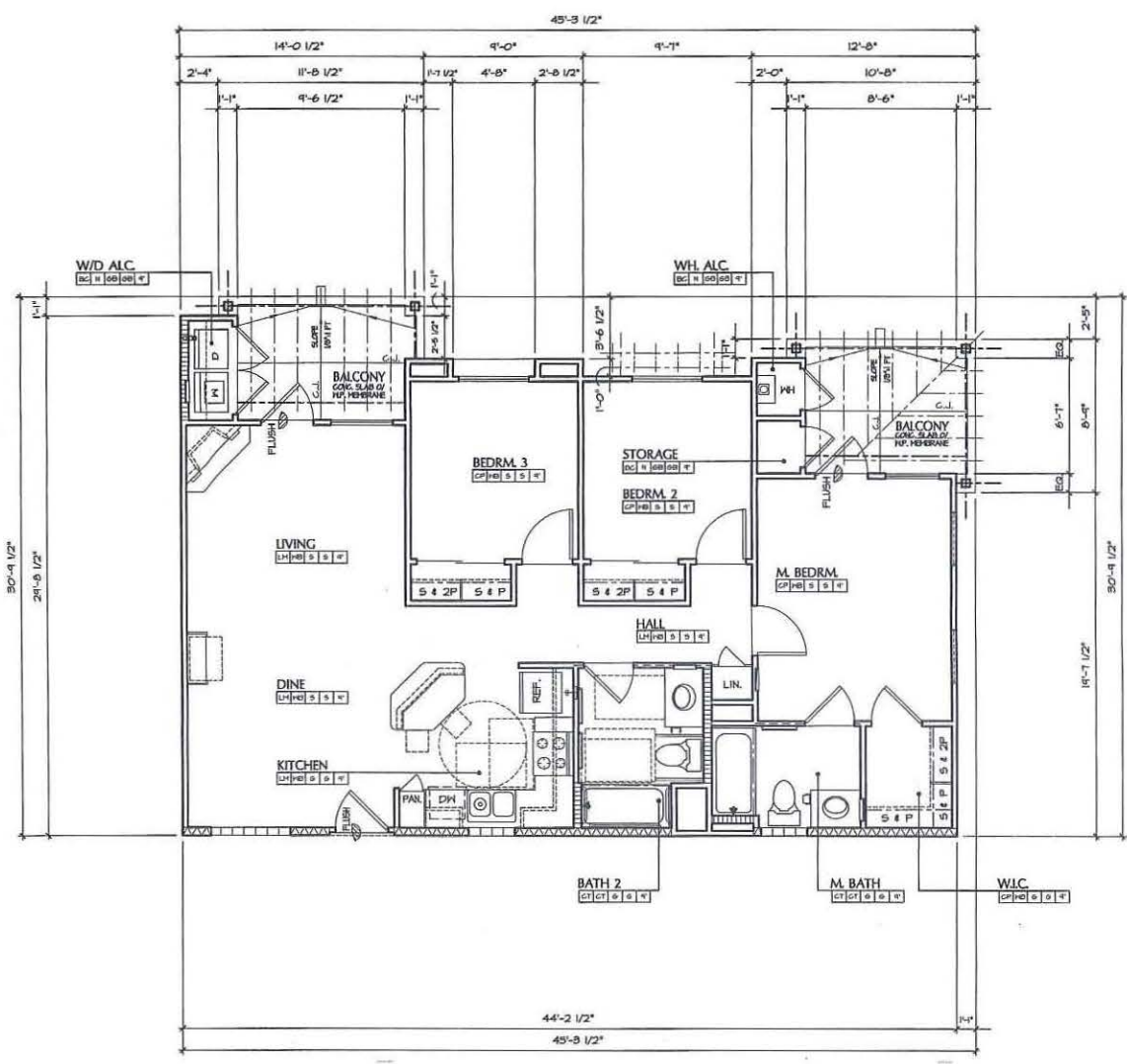
DATE: MAY. 01, 2009  
 SHEET: A0.21  
 SHEET 26 OF 61

**PLAN SHEET LEGEND**

	2x4 STUD WALL		WALL W/ BATT SOUND ATTENUATION INSULATION
	2x6 STUD WALL		NOTES CEILING HT.
	2x6 WALL WITH STAGGERED STUDS		INDICATES HANDICAP STAINLESS STEEL GRAB BAR, FLOOR OR WALL-MOUNTED PER PLANS
	INDICATES TOILET PAPER DISPENSER LOCATION AT 24" FROM FIN. FLR. 2" FROM CABINET SPACE		INDICATES 24" TOWEL BAR SEE SHEET NOTE NO. 10.
	INDICATES DIRECTION OF SLIDING DOOR OR WINDOW PANEL		INDICATES FLOOR DRAIN LOCATION
	INDICATES RECESSED MEDICINE CABINET (BAG) BY LEBEY MODEL NO. 889PM TYP. MODEL NO. 35-36 W/ AT LIMITED WALL SPACE. SEE SHEET NOTE R.		INDICATES PURRED CLG. AREA TO 8'-0" CLR. UNO.
	INDICATES SHOWER HEAD AT 60" MAX. HT.		INDICATES AREA OF UNIT PLAN IDENTICAL TO REFERRED UNIT PLAN FOR TYP. NOTES, DIMS. & DETAILS.

**PLAN FINISH SCHEDULE LEGEND**

ROOM NAME	ROOM	CEILING HEIGHT	N	NONE	X	PER COVER
FLOOR MATERIAL		CEILING MATERIAL	6B			6YP. ED. TAPE/PAINTED 1 COAT PAINT PER SPEC'S
BASE MATERIAL		WALL FINISH				
CT CERAMIC TILE PER SPEC'S	EG BROOM FINISH CONC.					6YP. ED. LIGHT ORANGE PEEL TEXTURE & FLAT LATEX PAINT PER SPEC'S
CP CARPET W/ PAD, PER SPEC'S	DK WATERPROOF DECK TOPPING, PER SPEC'S					6YP. ED. LIGHT ORANGE PEEL TEXTURE & 504-6.055 ENAMEL PAINT PER SPEC'S
SV SHEET VINYL, PER SPEC'S	ST STUCCO FINISH					6YP. ED. LIGHT ORANGE PEEL TEXTURE & 6.055 ENAMEL PAINT PER SPEC'S
LH HD. TEXTURED LAMINATE FLOORING, PER SPEC'S	HE 6" HOOD BASE PRIME & PAINTED PER SPEC'S					



**UNIT C3.4**

3 BEDROOM - 2 BATH  
 NOTES: FOR TYP. NOTES, DIMS. AND DETAILS REFER TO UNIT C1 AND C3J - FLOOR PLANS

ALL DWELLING UNITS ARE ADAPTABLE AND ACCESSIBLE UNITS

**UNIT C3.4**

SPACE	SQ. FOOTAGE
LIVING AREA	1065.5 S.F.
SUB-TOTAL	1065.5 S.F.

**ACCESSORY AREAS**

SPACE	SQ. FOOTAGE
COVERED PATIO / BALG.	0 S.F.
MH CLOSET	4.5 S.F.
STORAGE	4.2 S.F.
WASHER-DRYER	20.4 S.F.
SUB-TOTAL	39.1 S.F.

<b>TOTAL</b>	<b>1105 S.F.</b>
OPEN TO SKY PATIO/BALG.	148 S.F.*
POP-OUTS	10.1 S.F.

\* AT THIRD FLOOR UNITS ONLY

**FOURTH FLOOR UNIT**

SCALE: 1/4" = 1'-0"

**UNIT C3.3**

3 BEDROOM - 2 BATH  
 NOTES: FOR TYP. NOTES, DIMS. AND DETAILS REFER TO UNIT C1 AND C3J - FLOOR PLANS

ALL DWELLING UNITS ARE ADAPTABLE AND ACCESSIBLE UNITS

**UNIT C3.3**

SPACE	SQ. FOOTAGE
LIVING AREA	1065.5 S.F.
SUB-TOTAL	1065.5 S.F.

**ACCESSORY AREAS**

SPACE	SQ. FOOTAGE
COVERED PATIO / BALG.	148.0 S.F.
MH CLOSET	4.5 S.F.
STORAGE	4.2 S.F.
WASHER-DRYER	20.4 S.F.
SUB-TOTAL	187.1 S.F.

<b>TOTAL</b>	<b>1252.6 S.F.</b>
OPEN TO SKY PATIO/BALG.	0 S.F.
POP-OUTS	10.1 S.F.

**THIRD FLOOR UNIT**

SCALE: 1/4" = 1'-0"

APPROVED EXHIBIT "A"  
 PROJECT NO. 799150  
 Easement Abandonment - 917558  
 APPROVAL: [Signature] DATE: 04/25/2009  
 APPROVED BY: [Signature] DATE: 04/25/2009  
 CITY COUNCIL: [Signature] DATE: 04/25/2009  
 SIGNATURE: [Signature]

**TROLLEY RESIDENTIAL DEVELOPMENT**  
**JACOBS FOUNDATION**

c/o DIAMOND MANAGEMENT, INC.  
 404 N. EUCLID AVENUE SAN DIEGO, CALIFORNIA 92114  
 (619) 527-6161 PH. (619) 298-2399 FAX

**UNIT C3 - FLOOR PLANS**

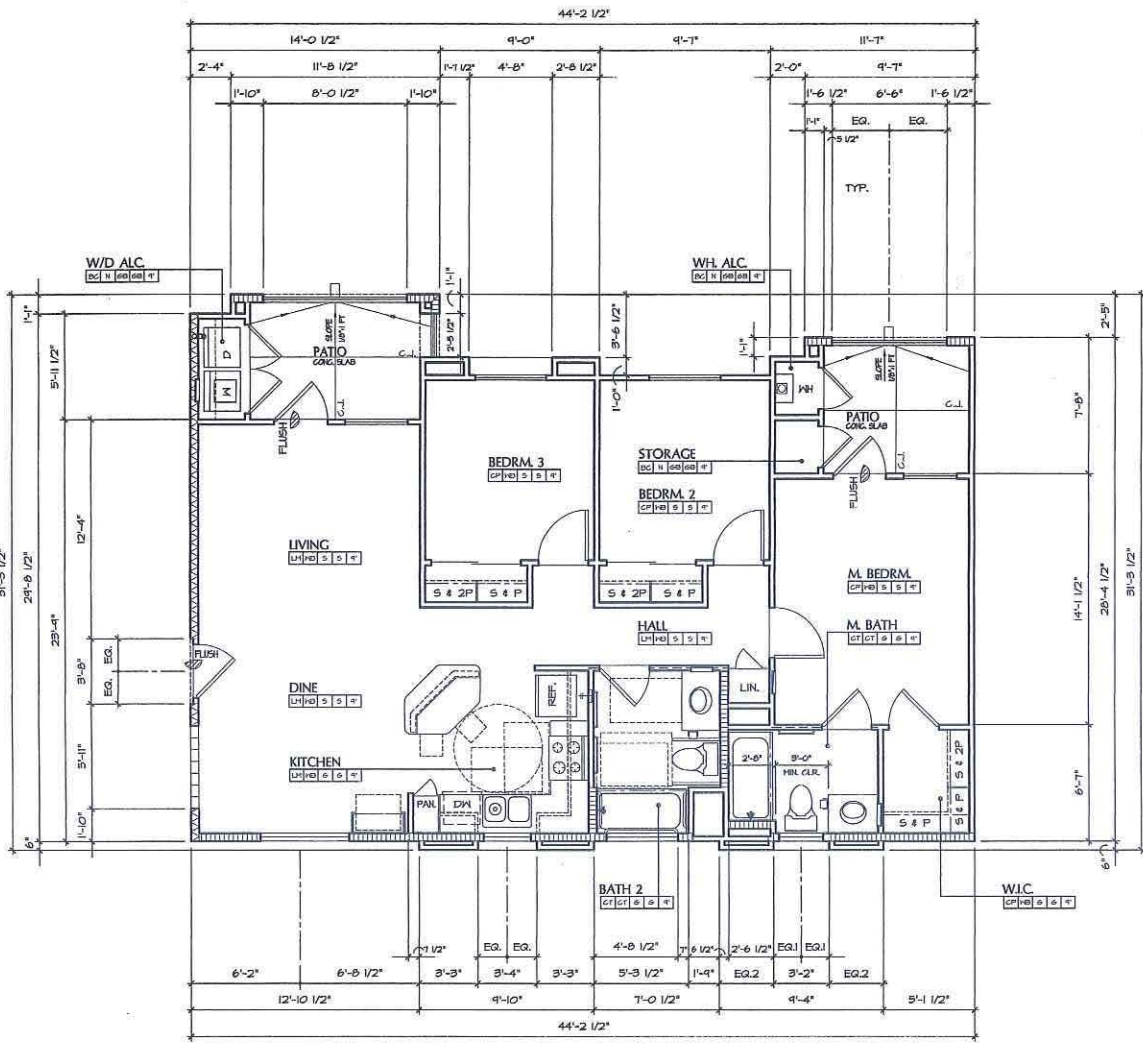
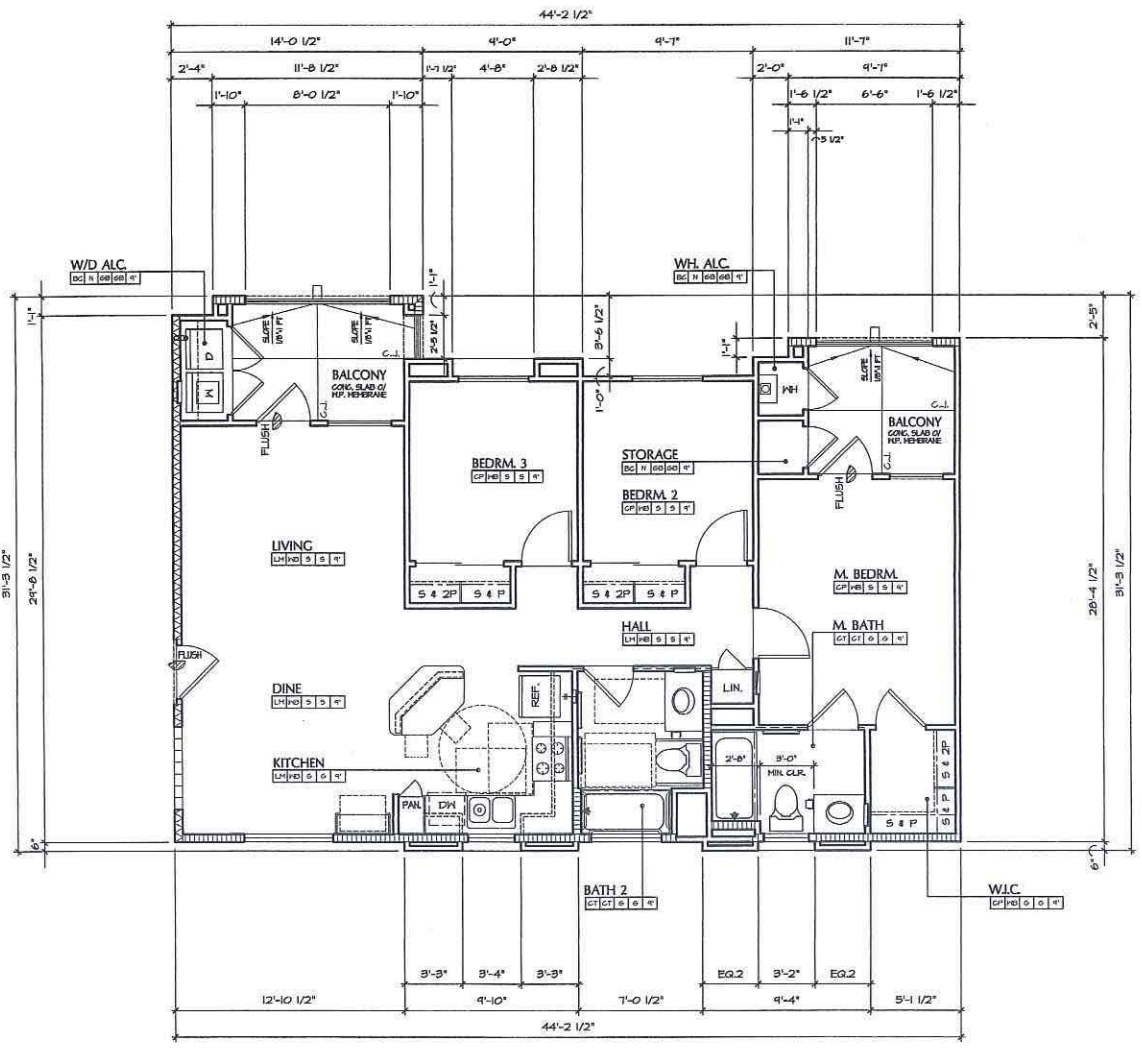
REV. NO.	DESCRIPTION	DATE	REV. NO.	DESCRIPTION	DATE
1	2ND SUBMITTAL	10/06/09	1		
2	3RD SUBMITTAL	01/19/10	2		



DATE: MAY. 09, 2009  
 SHEET: A0.22  
 SHEET 27 OF 61

PLAN SHEET LEGEND			
[Symbol]	2X4 STUD WALL	[Symbol]	HALL IV BATT SOUND ATTENUATION INSULATION
[Symbol]	2X6 STUD WALL	[Symbol]	NOTES CEILING HT.
[Symbol]	2X6 WALL WITH STAGGERED STUDS	[Symbol]	INDICATES HANDICAP STAINLESS STEEL GRAB BAR, FLOOR OR WALL-MOUNTED PER PLANS.
[Symbol]	INDICATES TOILET PAPER DISPENSER LOCATION AT 24" FROM FIN. FLR. 2" FROM CABINET EDGE.	[Symbol]	INDICATES 3/4" TONEL BAR. SEE SHEET NOTE NO. 10.
[Symbol]	INDICATES DIRECTION OF SLIDING DOOR OR PENDON PANEL.	[Symbol]	INDICATES FLOOR DRAIN LOCATION
[Symbol]	INDICATES RECESSED MEDICINE CABINET (RMC) BY LEIBER MODEL NO. 839524 TYP. MODEL NO. 355-36 IN AT UNITS. HALL SPACE SEE SHEET NOTE 9.	[Symbol]	INDICATES FURRED GLS. AREA TO 8'-0" CLR. UNO.
[Symbol]	INDICATES SHOWER HEAD AT 60" MAX. HT.	[Symbol]	INDICATES AREA OF UNIT PLAN IDENTICAL TO REWORKED UNIT PLAN FOR TYP. NOTES, DIMS., & DETAILS.

PLAN FINISH SCHEDULE LEGEND					
ROOM NAME	ROOM	CEILING HEIGHT	N	NON	X
FLOOR MATERIAL	[Symbol]	CEILING MATERIAL	WALL FINISH	65	66
BASE MATERIAL	[Symbol]	[Symbol]	[Symbol]	[Symbol]	[Symbol]
GT CERAMIC TILE, PER SPEC.S	EG BROOM FINISH CONC.	F 6YP. BD. TAPED/PAINTED, 1 COAT PAINT, PER SPEC.S	6	6	6
CP CARPET IV PAD, PER SPEC.S	DK WATERPROOF DECK TOPPING, PER SPEC.S	F 6YP. BD. LIGHT ORANGE PEEL TEXTURE & FLAT LATEX PAINT PER SPEC.S	6	6	6
BV SHEET VINYL, PER SPEC.S	ST STUCCO FINISH	F 6YP. BD. LIGHT ORANGE PEEL TEXTURE & 50% GLOSS ENAMEL PAINT PER SPEC.S	6	6	6
LH HD. TEXTURED LAMINATE FLOORING, PER SPEC.S	MS 6" WOOD BASE PRIME & PAINTED PER SPEC.S	F 6YP. BD. LIGHT ORANGE PEEL TEXTURE & GLOSS ENAMEL PAINT PER SPEC.S	6	6	6



**UNIT C4.2**

**SECOND FLOOR UNIT**

3 BEDROOM - 2 BATH  
 NOTE: FOR TYP. NOTES, DIMS. AND DETAILS REFER TO UNIT C1 AND C41 - FLOOR PLANS

ALL DWELLING UNITS ARE ADAPTABLE AND ACCESSIBLE UNITS

SPACE	SQ. FOOTAGE
LIVING AREA	1065.5 S.F.
SUB-TOTAL	1065.5 S.F.

ACCESSORY AREAS	
SPACE	SQ. FOOTAGE
COVERED PATIO / BALG.	188.5 S.F.
WH CLOSET	9.5 S.F.
STORAGE	9.2 S.F.
WASHER-DRYER	20.4 S.F.
SUB-TOTAL	177.6 S.F.

TOTAL	
SPACE	SQ. FOOTAGE
TOTAL	1243.1 S.F.
OPEN TO SKY PATIO/BALG.	0 S.F.
POP-OUTS	20 S.F.

**UNIT C4.1**

**FIRST FLOOR UNIT**

3 BEDROOM - 2 BATH  
 NOTE: FOR TYP. NOTES, DIMS. AND DETAILS REFER TO UNIT C1 - FLOOR PLANS

ALL DWELLING UNITS ARE ADAPTABLE AND ACCESSIBLE UNITS

SPACE	SQ. FOOTAGE
LIVING AREA	1065.5 S.F.
SUB-TOTAL	1065.5 S.F.

ACCESSORY AREAS	
SPACE	SQ. FOOTAGE
COVERED PATIO / BALG.	188.5 S.F.
WH CLOSET	9.5 S.F.
STORAGE	9.2 S.F.
WASHER-DRYER	20.4 S.F.
SUB-TOTAL	177.6 S.F.

TOTAL	
SPACE	SQ. FOOTAGE
TOTAL	1243.1 S.F.
OPEN TO SKY PATIO/BALG.	0 S.F.
POP-OUTS	20 S.F.

**ACCESSIBLE UNITS NOTES**

MIN. REQUIREMENTS	COMMENTS	MIN. REQUIREMENTS	COMMENTS
NUMBER OF UNITS	SEE ARCH. SITE, SHI, ASJ	FRONT DR. PEEL ICLES	THO (2), SEE SHI, SGJ
GRAB BARS	INSTALL PER TENANT'S REQUEST	SIDE BY SIDE REP.	FRONT-FREE, INSTALL PER TENANT'S REQUEST
SHOWER HOSE	INSTALL PER TENANT'S REQUEST	WIRE PULLS ON CABT. DOORS	BRUSHED CHROME, INSTALL PER PLANS
KITCHEN SINK	REAR CORNER DISCHARGE OR OFF-SET DRAIN PER PLUMBING PLANS	HEARING IMPAIRED DEVICE	VISUAL LIGHT ON DR. CHIME VISUAL LIGHT FOR SMOKE DETECTORS VISUAL LIGHT FOR FIRE ALARM, F. REG.
KIT. REPOSITIONABLE SINK	INSTALL PER PLANS	TONEL BAR HORIZING HT.	ONE AT 40" AFF. AT ACCESSIBLE BTH
1" BRIDG. BOARDS	THEY (2), INSTALL PER PLANS	WYPER CABT. 40" AFF.	INSTALL PER SHI, GNL2 & INT. ELEV.
WATER CLOSET - SEAT BY AFF.	INSTALL PER SHI, GNL2	RANGE/OVEN	FRONT CONTROLS, SELF-CLEANING, INSTALL PER TENANT'S REQUEST
IN-TUB SEAT	INSTALL PER TENANT'S REQUEST	RANGE HOOD	42" WIDE W/ ELEC. WALL SWITCH, INSTALL PER PLANS
HIGH DENSITY PAD OR DIRECT CONTACT AT CARPET	INSTALL PER PLANS		

**ADDITIONAL REQUIREMENTS:**


- REFER TO ARCHITECTURAL SHEETS GNL2, GNL3 AND GNL4 FOR ADDITIONAL REQUIREMENTS.
- SEPARATE VISUAL ALARMS SHALL BE PROVIDED FOR EACH DEVICE.
- VERIFY IN OWNER ANY ADDITIONAL ACCESSIBILITY REQUIREMENTS & INSTALLATIONS PRIOR TO CONSTRUCTION.
- THE FIRE ALARM SYSTEM SHALL HAVE HORN/STROBE NOTIFICATION IN THE HANDICAP APARTMENTS.
- UNITS DESIGNATED FOR HEARING AND VISION IMPAIRED SHALL HAVE A TELEPHONE JACK SYSTEM INTERFACE HEARING CAPABLE OF SUPPORTING VOICE AND TTY COMMUNICATION WITH PUBLIC USE SYSTEM. AN ELEC. OUTLET TO BE PROVIDED ADJ. TO PHONE JACK.
- UNITS DESIGNATED FOR HEARING AND VISION IMPAIRED SHALL HAVE SWITCH AND OUTLET COVER PLATE IN COLOR CONTRASTING COLOR FROM WALLS.

APPROVED EXHIBIT "A"  
 PROJECT NO. 179950  
 Case # 179950  
 APPROVAL: [Signature]  
 APPROVED BY: [Signature]  
 COMMISSIONER: [Signature]

**TROLLEY RESIDENTIAL DEVELOPMENT**  
**JACOBS FOUNDATION**  
 c/o DIAMOND MANAGEMENT, INC.  
 404 N. EUCLID AVENUE SAN DIEGO, CALIFORNIA 92114  
 (619) 527-6161 PH. (619) 298-2399 FAX

**UNIT C4 - FLOOR PLANS**

REV. NO.	DESCRIPTION	DATE	REV. NO.	DESCRIPTION	DATE
A 1	2ND SUBMITTAL	10/08/09	A		
A 2	3RD SUBMITTAL	01/19/10	A		



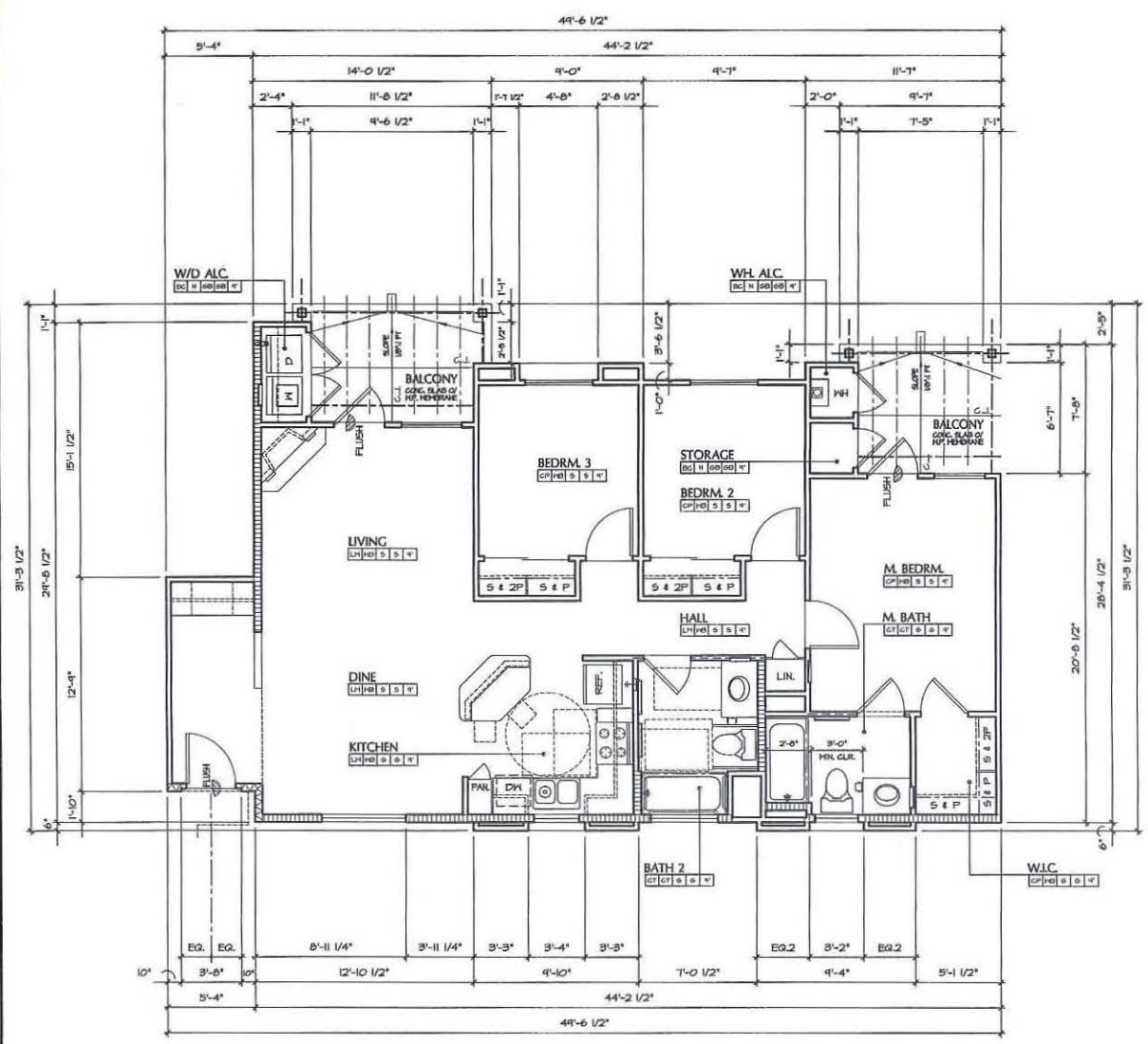
DATE: MAY, 09, 2009 SHEET  
 JOB NO.  
 DRAWN  
 CHECKED  
**A0.23**  
 SHEET 28 OF 61

**PLAN SHEET LEGEND**

	2x4 STUD WALL		HALL W/ BATT SOUND ATTENUATION INSULATION
	2x6 STUD WALL		NOTES CEILING HT.
	2x6 WALL WITH STAGGERED STUDS		INDICATES HANDICAP STAIRCASE STEEL GRAB BAR FLOOR OR WALL-MOUNTED PER PLANS.
	INDICATES TOILET PAPER DISPENSER LOCATION AT 24" FROM FIN. FLG. 2" FROM CABINET EDGE		INDICATES 24" TOILET BAR SEE SHEET NOTE NO. 10.
	INDICATES DIRECTION OF SLIDING DOOR OR WINDOW PANEL		INDICATES FLOOR DRAIN LOCATION
	INDICATES RESIZED MEDICINE CABINET (M/C) BY JENSEN MODEL NO. 855P4 TYP. MODEL NO. 135-36 HI AT LIMITED WALL SPACE. SEE SHEET NOTE 16.		INDICATES FURRED C/Ls. AREA TO 8'-0" C/Ls. Hg.
	INDICATES SHOWER HEAD AT 81" MAX. HT.		INDICATES AREA OF UNIT PLAN DERICAL TO REFERENCE UNIT PLAN FOR TYP. NOTES, DWG. & DETAILS.

**PLAN FINISH SCHEDULE LEGEND**

ROOM NAME	ROOM	CEILING HEIGHT	N	NOTE	X	PER OWNER
FLOOR MATERIAL		CEILING MATERIAL	GB	61P, BD, TAPED/PAINTED, 1 COAT PAINT, PER SPEC.S		
BASE MATERIAL		WALL FINISH	F	61P, BD, LIGHT ORANGE FEEEL TEXTURE & FLAT LAYER PAINT PER SPEC.S		
GT CERAMIC TILE, PER SPEC.S	EG	BROOM FINISH CONC.	S	61P, BD, LIGHT ORANGE FEEEL TEXTURE & FLAT LAYER PAINT PER SPEC.S		
CP CARPET W/ PAD, PER SPEC.S	DK	WATERPROOF DECK TOPPING, PER SPEC.S	6	61P, BD, LIGHT ORANGE FEEEL TEXTURE & FLAT LAYER PAINT PER SPEC.S		
SV SHEET VINYL, PER SPEC.S	ST	STUCCO FINISH		61P, BD, LIGHT ORANGE FEEEL TEXTURE & FLAT LAYER PAINT PER SPEC.S		
LH HD. TEXTURED LAMINATE FLOORING, PER SPEC.S	FB	4" HOOD BASE PRIME & PAINTED PER SPEC.S		61P, BD, LIGHT ORANGE FEEEL TEXTURE & FLAT LAYER PAINT PER SPEC.S		



**UNIT C4.4**  
 3 BEDROOM - 2 BATH  
 SCALE: 1/4" = 1'-0"

NOTE: FOR TYP. NOTES, DIMS, AND DETAILS REFER TO UNIT C1 AND C4.1 - FLOOR PLANS  
 ALL DWELLING UNITS ARE ADAPTABLE AND ACCESSIBLE UNITS

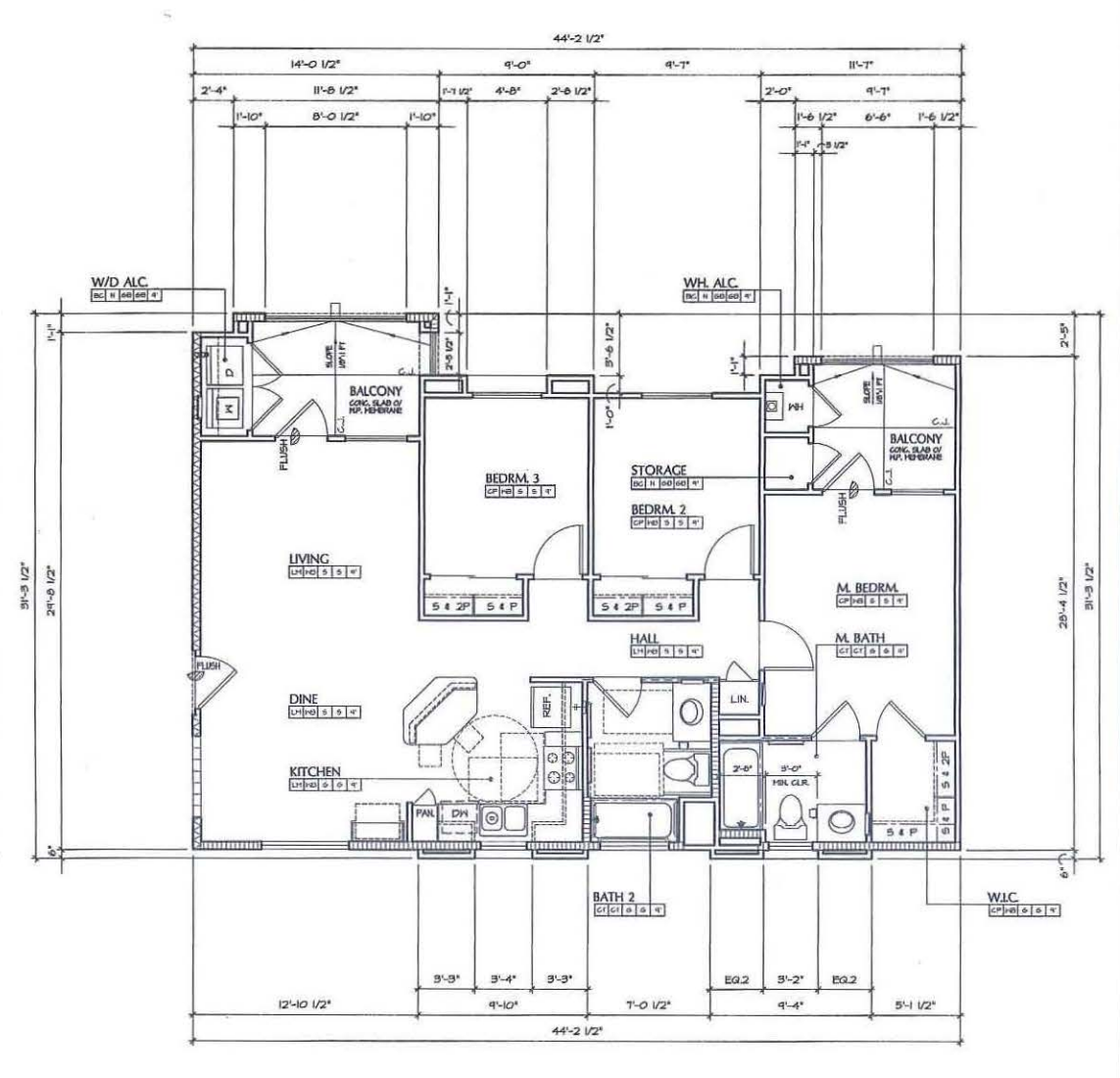
**UNIT C4.4**

SPACE	SQ. FOOTAGE
LIVING AREA	1199.9 SF.
SUB-TOTAL	1133.3 SF.

**ACCESSORY AREAS**

SPACE	SQ. FOOTAGE
COVERED PATIO / BALG.	0 SF.
WH CLOSET	1.5 SF.
STORAGE	4.2 SF.
WASHER-DRYER	20.4 SF.
SUB-TOTAL	39.1 SF.
<b>TOTAL</b>	<b>1172.4 SF.</b>

OPEN TO SKY PATIO/BALG.	180.5 SF.
POP-OUTS	20 SF.



**UNIT C4.3**  
 3 BEDROOM - 2 BATH  
 SCALE: 1/4" = 1'-0"

NOTE: FOR TYP. NOTES, DIMS, AND DETAILS REFER TO UNIT C1 AND C4.1 - FLOOR PLANS  
 ALL DWELLING UNITS ARE ADAPTABLE AND ACCESSIBLE UNITS

**UNIT C4.3**

SPACE	SQ. FOOTAGE
LIVING AREA	1065.5 SF.
SUB-TOTAL	1065.5 SF.

**ACCESSORY AREAS**

SPACE	SQ. FOOTAGE
COVERED PATIO / BALG.	180.5 SF.
WH CLOSET	4.5 SF.
STORAGE	4.2 SF.
WASHER-DRYER	20.4 SF.
SUB-TOTAL	177.6 SF.
<b>TOTAL</b>	<b>1243.1 SF.</b>

OPEN TO SKY PATIO/BALG.	0 SF.
POP-OUTS	20 SF.

APPROVED EXHIBIT "A"  
 PROJECT NO. 174950  
 RESIDENTIAL ABANDONMENT #74558  
 APPROVED BY: [Signature]  
 APPROVED BY: [Signature]  
 COMMISSION: [Signature]

**TROLLEY RESIDENTIAL DEVELOPMENT**  
**JACOBS FOUNDATION**  
 c/o DIAMOND MANAGEMENT, INC.  
 404 N. EUCLID AVENUE SAN DIEGO, CALIFORNIA 92114  
 (619) 527-6161 PH. (619) 298-2399 FAX

**UNIT C4 - FLOOR PLANS**

REV. NO.	DESCRIPTION	DATE	REV. NO.	DESCRIPTION	DATE
1	2ND SUBMITTAL	10/05/09	A		
2	3RD SUBMITTAL	01/19/10	A		
A			A		

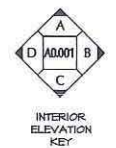
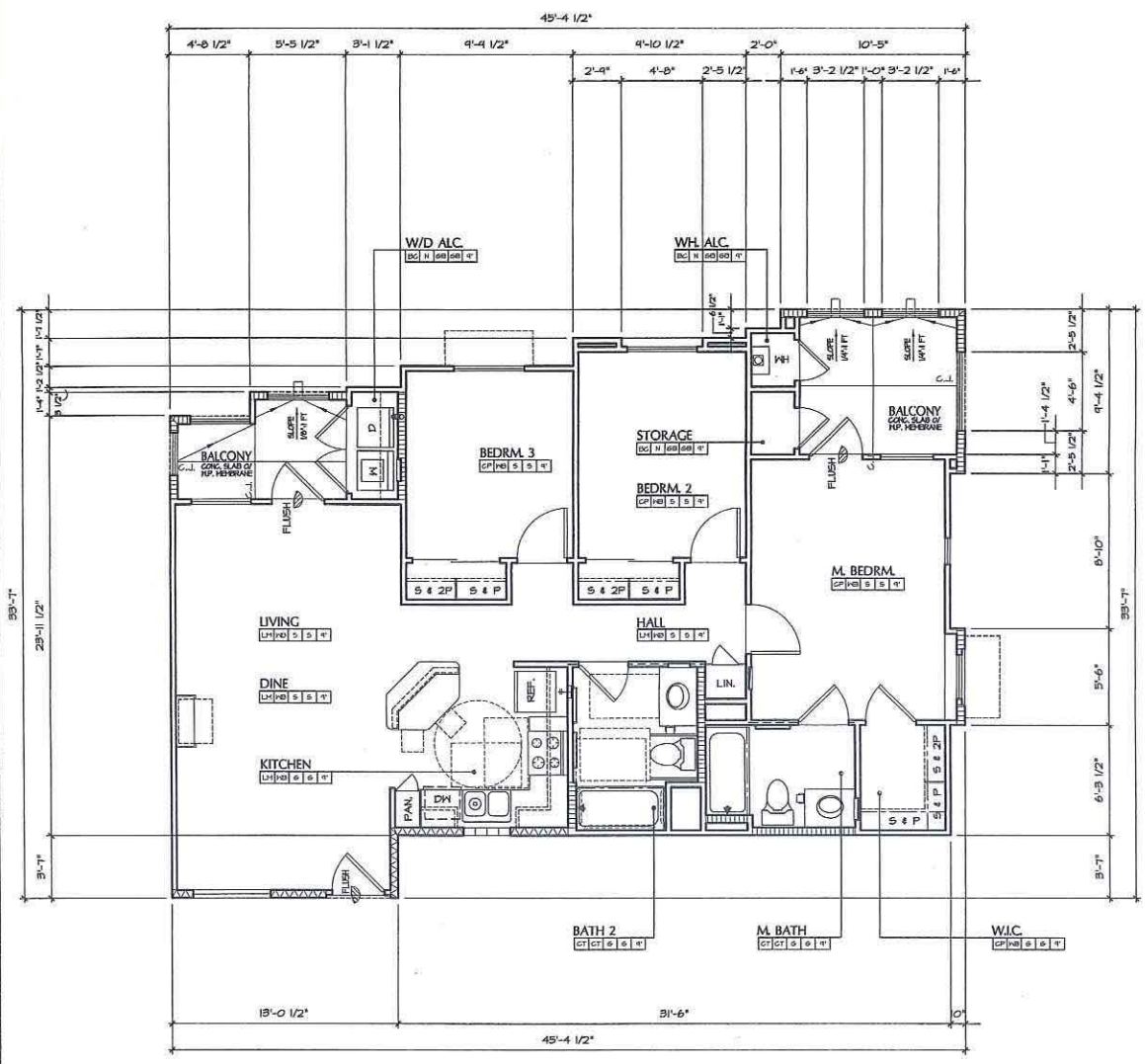
DATE: MAY, 09, 2009 SHEET: A0.24  
 JOB NO.:  
 DRAWN:  
 CHECKED:  
 SHEET 29 OF 61

**PLAN SHEET LEGEND**

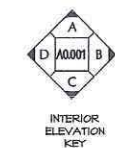
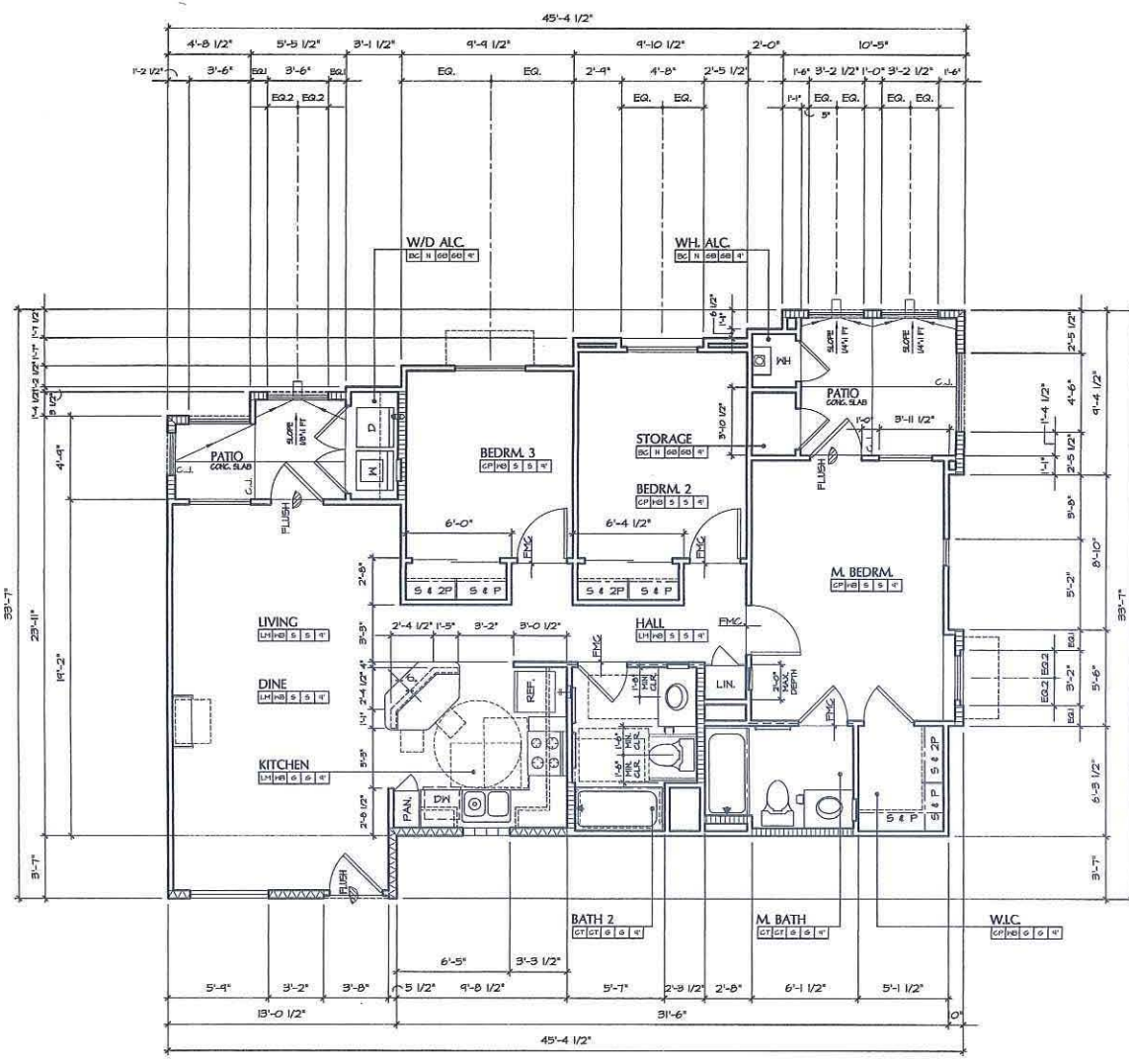
	2x4 STUD WALL		WALL W/ BATT SOUND ATTENUATION INSULATION
	2x6 STUD WALL		NOTES CEILING IN.
	2x6 WALL WITH STAGGERED STUDS		INDICATES HANDICAP STAINLESS STEEL GRAB BAR FLOOR OR WALL-MOUNTED PER PLANS.
	INDICATES TOILET PAPER DISPENSER LOCATION AT 24" FROM FIN. FLR. 2" FROM CABINET EDGE.		INDICATES 24" TOWEL BAR. SEE SHEET NOTE NO. 10.
	INDICATES DIRECTION OF SLIDING DOOR OR WINDOW PANEL.		INDICATES FLOOR DRAIN LOCATION
	INDICATES RECESSED MEDICINE CABINET (M.C.) BY LEHER MODEL NO. 88954. TYP. MODEL NO. 88-38 W/ AT LIMITED WALL SPACE. SEE SHEET NOTE 18.		INDICATES FURRED CLG. AREA TO 8'-0" CLR. UNO.
	INDICATES SHOWER HEAD AT 68" MAX. HT.		INDICATES AREA OF INSET PLAN IDENTICAL TO REFERENCED UNIT PLAN FOR TYP. NOTES, DIMS. & DETAILS.

**PLAN FINISH SCHEDULE LEGEND**

ROOM NAME	ROOM	CEILING HEIGHT	N	NON	X	PER-COVER
FLOOR MATERIAL		CEILING MATERIAL				
BASE MATERIAL		WALL FINISH				
CT CERAMIC TILE PER SPEC'S	EG	BROOM FINISH CONC.	F	6"PT. BD. LIGHT ORANGE FEEB. TEXTURE # FLAT LATEX PAINT PER SPEC'S		
CP CARPET W/ PAD, PER SPEC'S	DK	WATERPROOF DECK TOPPING, PER SPEC'S.	S	6"PT. BD. LIGHT ORANGE FEEB. TEXTURE # SEMI-GLOSS ENAMEL PAINT PER SPEC'S		
SV SHEET VINYL, PER SPEC'S	BT	STUCCO FINISH	G	6"PT. BD. LIGHT ORANGE FEEB. TEXTURE # GLOSS ENAMEL PAINT PER SPEC'S		
LM HD. TEXTURED LAMINATE FLOORING, PER SPEC'S.	HB	6" MOOD BASE PRIME # 1 PAINTED PER SPEC'S.				



INTERIOR ELEVATION KEY  
 SECOND FLOOR UNIT  
 SCALE: 1/4" = 1'-0"



INTERIOR ELEVATION KEY  
 FIRST FLOOR UNIT  
 SCALE: 1/4" = 1'-0"

**UNIT C5.2**

3 BEDROOM - 2 BATH  
 NOTE: FOR TYP. NOTES, DIMS. AND DETAILS REFER TO UNIT C5.1 - FLOOR PLAN  
 ALL DWELLING UNITS ARE ADAPTABLE AND ACCESSIBLE UNITS

**UNIT C5.2**

SPACE	SQ. FOOTAGE
LIVING AREA	1047.4 S.F.
SUB-TOTAL	1097.9 S.F.

**ACCESSORY AREAS**

SPACE	SQ. FOOTAGE
COVERED PATIO / BALG.	185.5 S.F.
WH CLOSET	4.5 S.F.
STORAGE	10.43 S.F.
WASHER-DRYER	18.48 S.F.
SUB-TOTAL	1749.1 S.F.

TOTAL	1272.8 S.F.
OPEN TO SKY PATIO/BALG.	0 S.F.
POP-OUTS	4.44 S.F.

**UNIT C5.1**

3 BEDROOM - 2 BATH  
 NOTE: FOR TYP. NOTES, DIMS. AND DETAILS REFER TO UNIT C5.1 - FLOOR PLAN  
 ALL DWELLING UNITS ARE ADAPTABLE AND ACCESSIBLE UNITS

**UNIT C5.1**

SPACE	SQ. FOOTAGE
LIVING AREA	1047.4 S.F.
SUB-TOTAL	1097.9 S.F.

**ACCESSORY AREAS**

SPACE	SQ. FOOTAGE
COVERED PATIO / BALG.	185.5 S.F.
WH CLOSET	4.5 S.F.
STORAGE	10.43 S.F.
WASHER-DRYER	18.48 S.F.
SUB-TOTAL	1749.1 S.F.

TOTAL	1272.8 S.F.
OPEN TO SKY PATIO/BALG.	0 S.F.
POP-OUTS	4.44 S.F.

**ACCESSIBLE UNITS NOTES**

MIN. REQUIREMENTS	COMMENTS	MIN. REQUIREMENTS	COMMENTS
NUMBER OF UNITS	SEE ARCH. SITE SHT. ASJ	FRONT DR. PEEP HOLES	THD (2), SEE SHT. SC.1
GRAB BARS	INSTALL PER TENANT'S REQUEST	FRONT DR. PEEP HOLES	FRONT DR. PEEP HOLES PER TENANT'S REQUEST
SHOWER HOSE	INSTALL PER TENANT'S REQUEST	SHOWER HOSE	BRUSHED CHROME, INSTALL PER PLANS
KITCHEN SINK	REAR CORNER DISCHARGE OR OFF-SET DRAIN PER PLUMBING PLANS	HEARING IMPAIRED DEVICE	VISUAL LIGHT ON DR. CHAIR, VISUAL LIGHT FOR SHOWER DETECTORS, VISUAL LIGHT FOR FIRE ALARM, IF ISS.
KIT. RESPONSIBLE SINK	INSTALL PER PLANS	TOWEL BAR HOOKING KIT.	ONE AT 40" AFF. AT ACCESSIBLE BATH
IS/ BREAD BOARDS	THD (2) INSTALL PER PLANS	UPPER CABINETS, 40" AFF.	INSTALL PER SHT. 6N2 & INT. ELEV.
HAND CLOSET SEAT BY AFF.	INSTALL PER SHT. 6N2	RANGE/OVEN	FRONT CONTROLS, SELF-CLEANING, INSTALL PER TENANT'S REQUEST
IN-TUB SEAT	INSTALL PER TENANT'S REQUEST	RANGE HOOD	42" WIDE W/ ELEC. WALL SWITCH, INSTALL PER PLANS
HIGH DENSITY PAD OR DIRECT CONTACT AT CABINET	INSTALL PER PLANS		

**ADDITIONAL REQUIREMENTS:**

- REFER TO ARCHITECTURAL SHEETS 6N2, 6N3 AND 6N4 FOR ADDITIONAL REQUIREMENTS.
- SEPARATE VISUAL ALARMS SHALL BE PROVIDED FOR EACH DEVICE.
- VERIFY W/ OWNER ANY ADDITIONAL ACCESSIBILITY REQUIREMENTS & INSTALLATIONS PRIOR TO CONSTRUCTION.
- THE FIRE ALARM SYSTEM SHALL HAVE HORN/STROBE NOTIFICATION IN THE HANDICAP APARTMENTS.
- UNITS DESIGNATED FOR HEARING AND VISION IMPAIRED SHALL HAVE A TELEPHONE JACK SYSTEM INTERFACED WITH CAPABLE OF SUPPORTING VOICE AND TTY COMMUNICATION WITH PUBLIC USE SYSTEM. AN ELEC. OUTLET TO BE PROVIDED ADJ. TO PHONE JACK.
- UNITS DESIGNATED FOR HEARING AND VISION IMPAIRED SHALL HAVE SWITCH AND OUTLET COVER PLATE IN COLOR CONTRASTING COLOR FROM WALLS.

APPROVED EXHIBIT "A"  
 PROJECT NO. 179950  
 Easement Amendment 3/17/98  
 APPROVED BY: [Signature]  
 APPROVED BY: HEADING OFFICER, PLANNING COMMISSION, CITY COUNCIL  
 SIGNATURE: [Signature]

**TROLLEY RESIDENTIAL DEVELOPMENT**  
**JACOBS FOUNDATION**  
 c/o DIAMOND MANAGEMENT, INC.  
 404 N. EUCLID AVENUE SAN DIEGO, CALIFORNIA 92114  
 (619) 527-6161 PH. (619) 298-2399 FAX

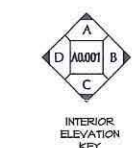
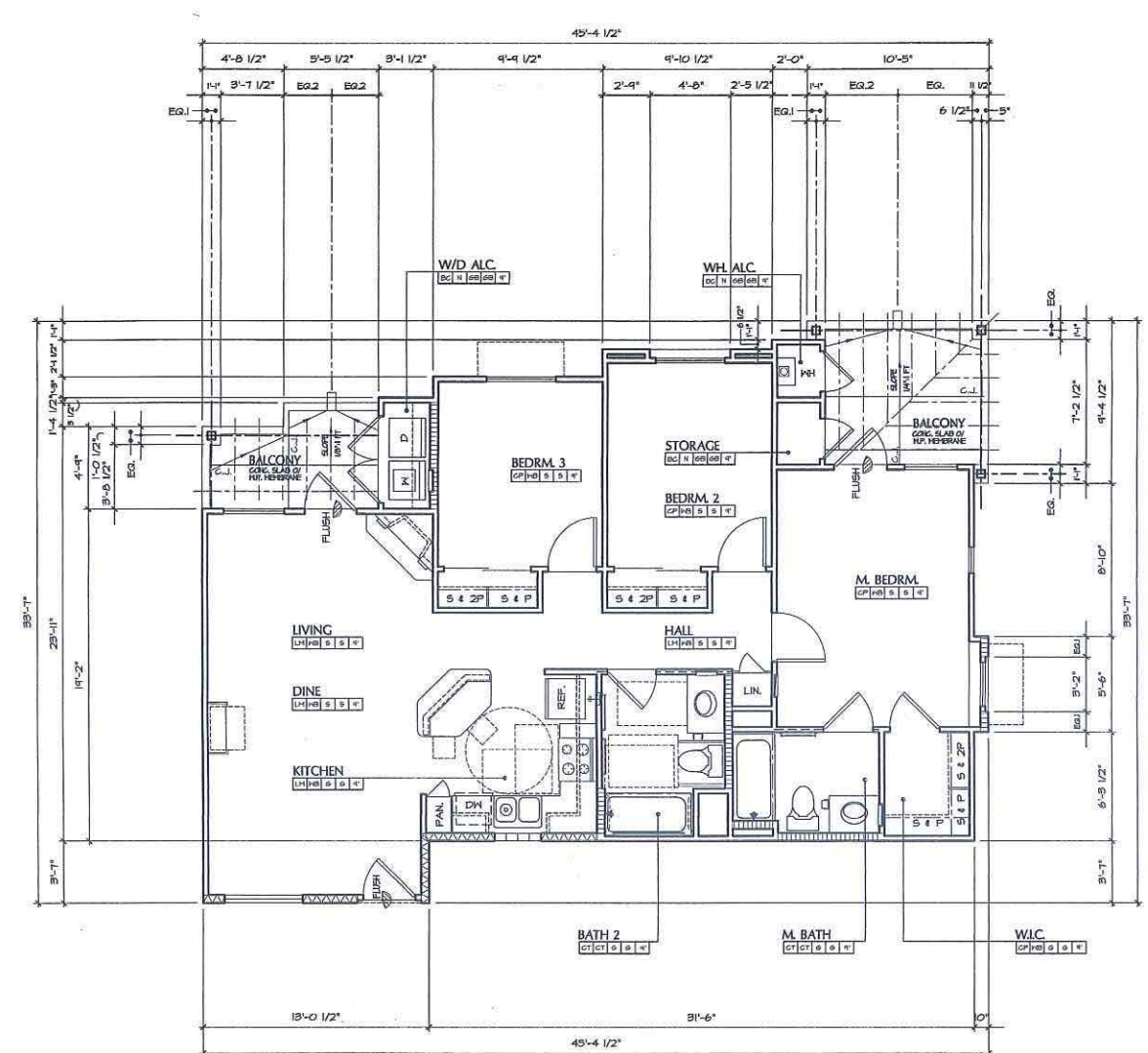
**UNIT C5 - FLOOR PLANS**

REV. NO.	DESCRIPTION	DATE	REV. NO.	DESCRIPTION	DATE
1	2ND SUBMITTAL	10/06/09	1		
2	3RD SUBMITTAL	01/19/10	2		

DATE: MAY. 04, 2004  
 SHEET: A0.25  
 SHEET 30 OF 61

PLAN SHEET LEGEND	
	2x4 STUD WALL
	2x6 STUD WALL
	2x6 WALL WITH STAGGERED STUDS
	INDICATES TOILET PAPER DISPENSER LOCATION AT 24" FROM FIN. FL. 2" FROM CABINET EDGE.
	INDICATES DIRECTION OF SLIDING DOOR OR WINDOW PANEL.
	INDICATES RECESSED MEDICINE CABINET (M/C) BY LEGRIS MODEL NO. R32P24 TYP. MODEL NO. 125-36 W/ 1" LINED WALL SPACE. SEE SHEET NOTE 45.
	INDICATES SHOWER HEAD AT 60" MAX. HT.
	WALL W/ BATT SOUND ATTENUATION INSULATION
	NOTES CEILING IT.
	INDICATES HANDICAP STAINLESS STEEL GRAB BAR, FLOOR OR WALL-MOUNTED PER PLANS.
	INDICATES 24" TONNEL BAR SEE SHEET NOTE 10, 12.
	INDICATES FLOOR DRAIN LOCATION
	INDICATES PLANKED C.L.G. AREA TO 8'-0" CLR. UNO.
	INDICATES AREA OF UNIT PLAN IDENTICAL TO REFERENCED UNIT PLAN FOR TYP. NOTES, DIMS. & DETAILS.

PLAN FINISH SCHEDULE LEGEND			
ROOM NAME	ROOM	CEILING HEIGHT	N NONE X PER OWNER
FLOOR MATERIAL		CEILING MATERIAL	60' 6" P. ED. TAPE/PAINTE
BASE MATERIAL		HALL FINISH	1 COAT PAINT, PER SPEC'S
CT CERAMIC TILE, PER SPEC'S	CG BROOM FINISH CONC.	F	6" P. ED. LIGHT ORANGE PEEL TEXTURE & FLAT LATEX PAINT PER SPEC'S
CP CARPET W/ PAD, PER SPEC'S	DK WATERPROOF DECK TOPPING, PER SPEC'S.	S	6" P. ED. LIGHT ORANGE PEEL TEXTURE & SEMI-GLOSS ENAMEL PAINT PER SPEC'S
SV SHEET VINYL, PER SPEC'S	ST STUCCO FINISH	6	6" P. ED. LIGHT ORANGE PEEL TEXTURE & GLOSS ENAMEL PAINT PER SPEC'S
LM HD. TEXTURED LAMINATE FLOORING, PER SPEC'S.	HB 6" HOOD BASE PRIME & PAINTED PER SPEC'S.		



### UNIT C5.3

3 BEDROOM - 2 BATH

NOTE: FOR TYP, NOTES, DIMS. AND DETAILS REFER TO UNIT C5.1 - FLOOR PLAN  
 ALL DWELLING UNITS ARE ADAPTABLE AND ACCESSIBLE UNITS

SPACE	SQ. FOOTAGE
LIVING AREA	1047.4 S.F.
SUB-TOTAL	1097.9 S.F.

SPACE	SQ. FOOTAGE
COVERED PATIO / BALC.	0 S.F.
WH CLOSET	9.5 S.F.
STORAGE	10.9 S.F.
WASHER-DRYER	18.4 S.F.
SUB-TOTAL	39.41 S.F.

TOTAL	1137.3 S.F.
OPEN TO SKY PATIO/BALC.	139.5 S.F.
POP-OUTS	4.44 S.F.

THIRD FLOOR UNIT  
 SCALE: 1/4" = 1'-0"

APPROVED EXHIBIT "A"  
 PROJECT NO. 179950  
 EASEMENT ABANDONMENT 747558  
 APPROVED BY THE CITY OF SAN DIEGO  
 ALL SUP/POP 6/25/21 46  
 APPROVED BY THE CITY OF SAN DIEGO  
 COMMISSIONER CITY COUNCIL 3/2/21  
 SIGNATURE: *Chandra Parsley*

### TROLLEY RESIDENTIAL DEVELOPMENT JACOBS FOUNDATION

c/o DIAMOND MANAGEMENT, INC.  
 404 N. EUCLID AVENUE SAN DIEGO, CALIFORNIA 92114  
 (619) 527-6161 PH. (619) 298-2399 FAX

### UNIT C5 - FLOOR PLANS

REV. NO.	DESCRIPTION	DATE	REV. NO.	DESCRIPTION	DATE
1	2ND SUBMITTAL	10/26/09	A		
2	3RD SUBMITTAL	01/19/10	A		



DATE: MAY. 09, 2009  
 SHEET: A0.26  
 SHEET 31 OF 61

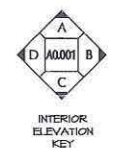
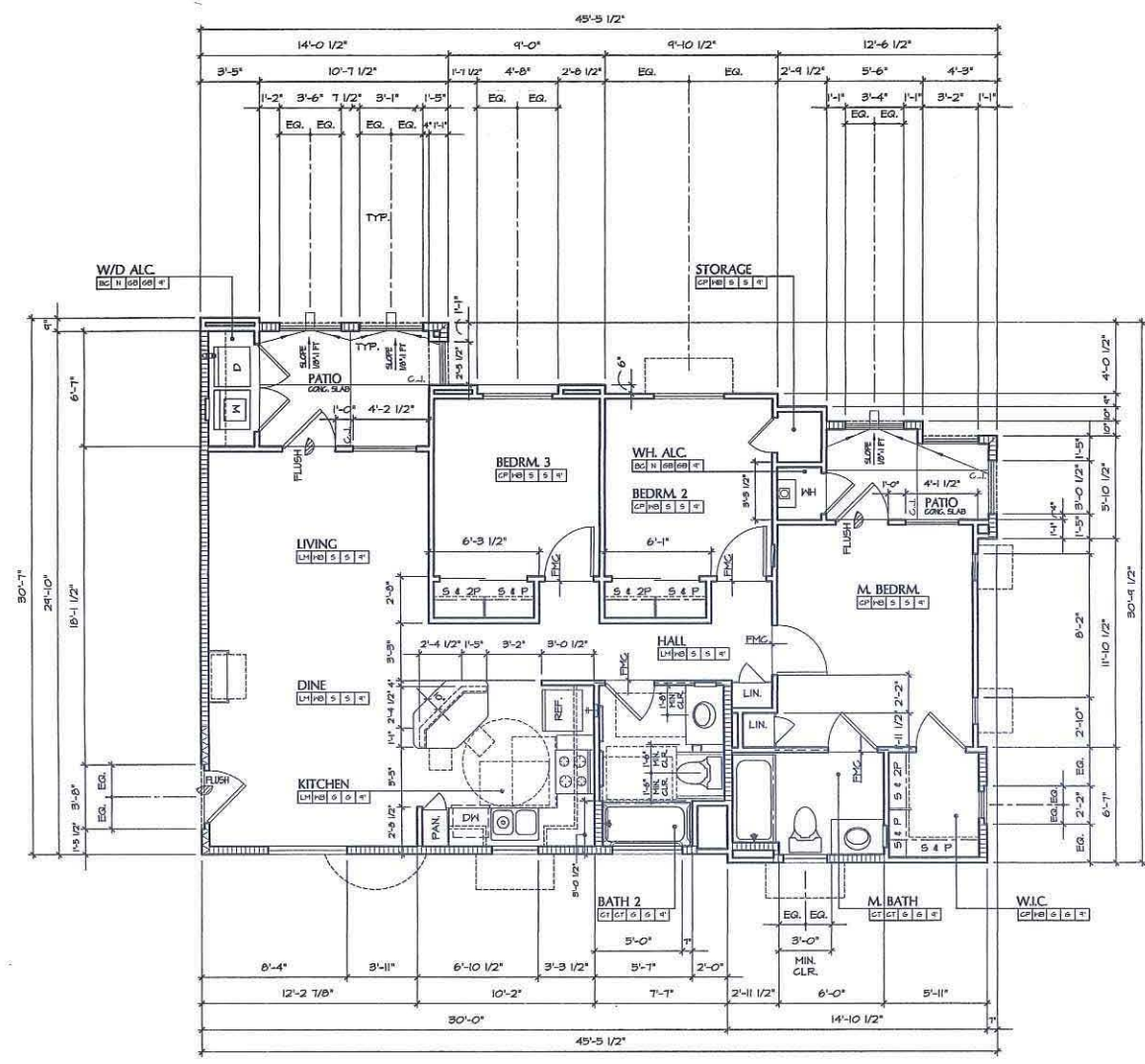
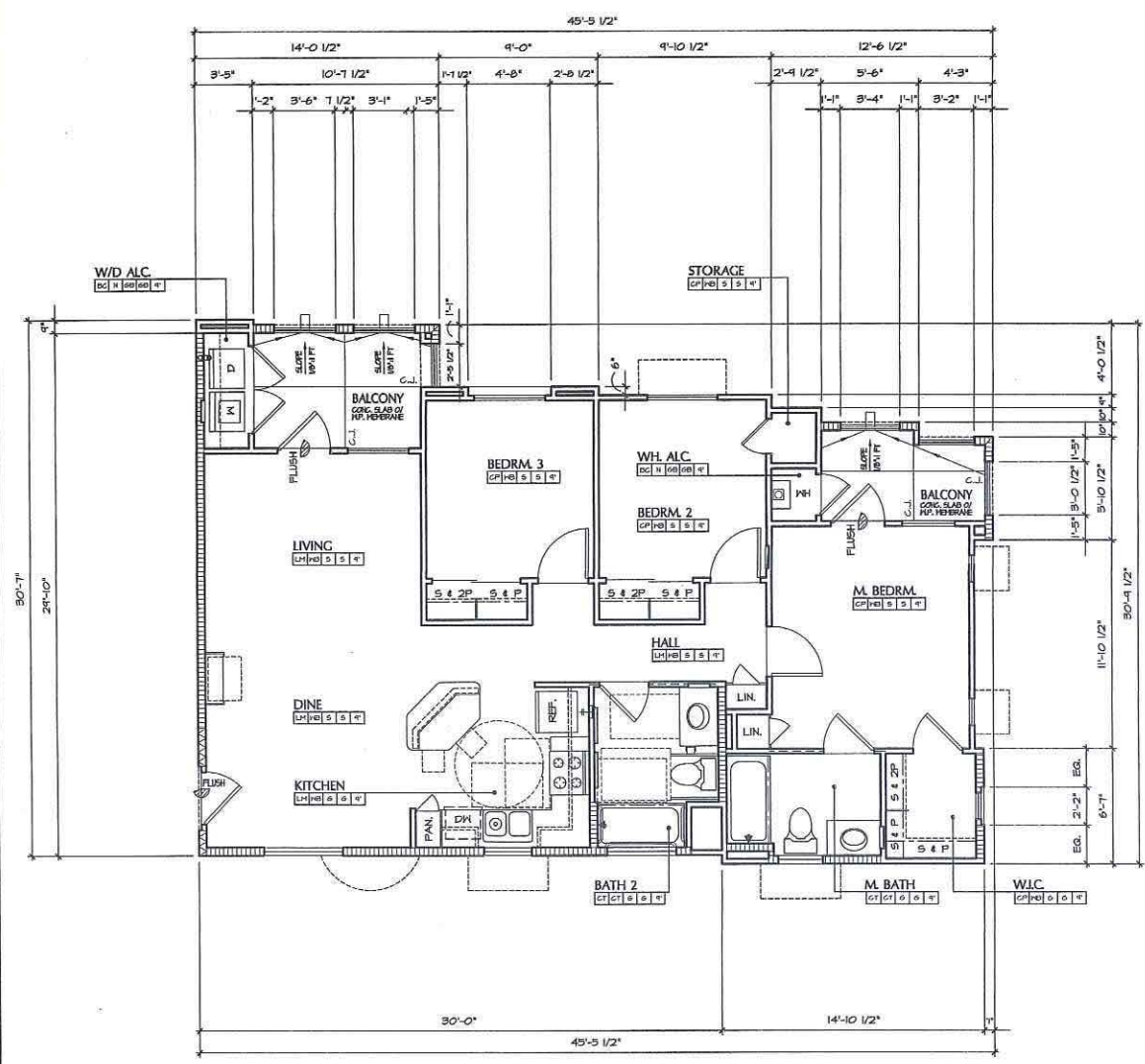


**PLAN SHEET LEGEND**

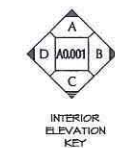
	2x4 STUD WALL		WALL W/ BATT SOUND ATTENUATION INSULATION
	2x6 STUD WALL		NOTES CEILING HT.
	2x6 WALL WITH STAGGERED STUDS		INDICATES HANDICAP STAINLESS STEEL GRAB BAR, FLOOR OR WALL-MOUNTED PER PLAN.
	INDICATES TOILET PAPER DISPENSER LOCATION AT 24" FROM FIN. FLR. FROM CABINET EDGE.		INDICATES 2x4 TOWEL BAR SEE SHEET NOTE NO. 10.
	INDICATES DIRECTION OF SLIDING DOOR OR WINDOW PANEL.		INDICATES FLOOR DRAIN LOCATION
	INDICATES RESEALED HEDGE CABINET SILL BY LEGON MODEL NO. 808P24 TYP. MODEL NO. 85-26 W/ AT LIMITED WALL SPACE SEE SHEET NOTE 10.		INDICATES FURRED C.G. AREA TO 8'-0" CLR. UNDO.
	INDICATES SHOWER HEAD AT 68" MAX. HT.		INDICATES AREA OF WET FLOOR VERTICAL TO REPROSEC INT. PLAN FOR TYP. NOTES DRS. 4 DETAILS.

**PLAN FINISH SCHEDULE LEGEND**

ROOM NAME	ROOM	CEILING HEIGHT	N	NON	X	PER OWNER
FLOOR MATERIAL	CEILING MATERIAL	WALL FINISH	6B	6P	6T	6V
GT CERAMIC TILE PER SPEC.	EG BRUSH FINISH CONC.	FG WATERPROOF DECK TOPPING PER SPEC.	F	6P	6T	6V
CP CARPET W/ PAD PER SPEC.	DK BROOM FINISH CONC.	ST STUCCO FINISH	5	6P	6T	6V
SV SHEET VINYL PER SPEC.	ST STUCCO FINISH	WB 6" MOOD BASE PRIME & PAINTED PER SPEC.	6	6P	6T	6V
LH HD TEXTURED LAMINATE FLOORING PER SPEC.	WB 6" MOOD BASE PRIME & PAINTED PER SPEC.			6P	6T	6V



INTERIOR ELEVATION KEY  
SCALE: 1/4" = 1'-0"



INTERIOR ELEVATION KEY  
SCALE: 1/4" = 1'-0"

**UNIT C6.2**

3 BEDROOM - 2 BATH  
 NOTE: FOR TYP. NOTES, DIMS. AND DETAILS REFER TO UNIT C6.1 - FLOOR PLAN

ALL DWELLING UNITS ARE ADAPTABLE AND ACCESSIBLE UNITS

**UNIT C6.2**

SPACE	SQ. FOOTAGE
LIVING AREA	1053.85 S.F.
SUB-TOTAL	1053.85 S.F.

**ACCESSORY AREAS**

SPACE	SQ. FOOTAGE
COVERED PATIO / BALG.	129.41 S.F.
WH CLOSET	4.10 S.F.
STORAGE	0.84 S.F.
WASHER-DRYER	29.41 S.F.
SUB-TOTAL	165.0 S.F.

**TOTAL**

TOTAL	1218.85 S.F.
OPEN TO SKY PATIO/BALG.	0 S.F.
POP-OUTS	6.6 S.F.

**UNIT C6.1**

3 BEDROOM - 2 BATH  
 NOTE: FOR TYP. NOTES, DIMS. AND DETAILS REFER TO UNIT C6.1 - FLOOR PLAN

ALL DWELLING UNITS ARE ADAPTABLE AND ACCESSIBLE UNITS

**UNIT C6.1**

SPACE	SQ. FOOTAGE
LIVING AREA	1053.85 S.F.
SUB-TOTAL	1053.85 S.F.

**ACCESSORY AREAS**

SPACE	SQ. FOOTAGE
COVERED PATIO / BALG.	129.41 S.F.
WH CLOSET	4.10 S.F.
STORAGE	0.84 S.F.
WASHER-DRYER	29.41 S.F.
SUB-TOTAL	165.0 S.F.

**TOTAL**

TOTAL	1218.85 S.F.
OPEN TO SKY PATIO/BALG.	0 S.F.
POP-OUTS	6.6 S.F.

**ACCESSIBLE UNITS NOTES**

MIN. REQUIREMENTS	COMMENTS	MIN. REQUIREMENTS	COMMENTS
NUMBER OF UNITS	SEE ARCH. SITE SHT. ASJ	THD (2), SEE SHT. SC.1	
GRAB BARS	INSTALL PER TENANT'S REQUEST	FRONT-PRIZE, INSTALL PER TENANT'S REQUEST	
SHOWER HOSE	INSTALL PER TENANT'S REQUEST	SLIDE BY SLIDE REP.	
KITCHEN SINK	REAR CORNER DISCHARGE OR OFF-SET DRAIN PER PLUMBING PLANS	HIRE FILLS ON CABT. DOORS	BRUSHED BRASS, INSTALL PER PLAN
REAR CORNER DISCHARGE	INSTALL PER PLAN	HEARING IMPAIRED DEVICE	VISUAL LIGHT ON DR. CHIME VISUAL LIGHT FOR SHOE DETECTORS VISUAL LIGHT FOR FIRE ALARM F. REG.
15" BREAD BOARDS	THD (2), INSTALL PER PLAN	TOILET BAR HOLDING HT.	ONE AT 40" AFF. AT ACCESSIBLE BATH
WATER CLOSET - SEAT 19" AFF.	INSTALL PER SHT. 6N.2	UPPER CABT. 40" AFF.	INSTALL PER SHT. 6N.2 & INT. ELEV.
IN-TUB SEAT	INSTALL PER TENANT'S REQUEST	RANGE/OVEN	FRONT CONTROLS, SELF-CLEANING, INSTALL PER TENANT'S REQUEST
HIGH DENSITY PAD OR DIRECT CONTACT AT CARPET	INSTALL PER PLAN	RANGE HOOD	42" WIDE W/ ELEC. WALL SWITCH, INSTALL PER PLAN

- ADDITIONAL REQUIREMENTS:**
- REFER TO ARCHITECTURAL SHEETS 6N.2, 6N.3 AND 6N.4 FOR ADDITIONAL REQUIREMENTS.
  - SEPARATE VISUAL ALARMS SHALL BE PROVIDED FOR EACH DEVICE.
  - VERIFY W/ OWNER ANY ADDITIONAL ACCESSIBILITY REQUIREMENTS & INSTALLATIONS PRIOR TO CONSTRUCTION.
  - THE FIRE ALARM SYSTEM SHALL HAVE INROUSTRIDE NOTIFICATION IN THE HANDICAP APARTMENTS.
  - UNITS DESIGNATED FOR HEARING AND VISION IMPAIRED SHALL HAVE A TELEPHONE JACK SYSTEM INTERFACE CAPABLE OF SUPPORTING VOICE AND TTY COMMUNICATION WITH PUBLIC USE SYSTEM, AN ELEC. OUTLET TO BE PROVIDED AGU TO PHONE JACK.
  - UNITS DESIGNATED FOR HEARING AND VISION IMPAIRED SHALL HAVE SWITCH AND OUTLET COVER PLATE IN COLOR CONTRASTING COLOR FROM WALLS.

APPROVED EXHIBIT "A"  
 PROJECT NO. 179950  
 Resolution # 717-558  
 APPROVAL NO. 18101 DDP 4/25/22 SDP 4/25/22  
 AM DDP ADP 3/24/22 3/24/22 3/24/22  
 APPROVED BY: HEARINGS OFFICER: 3/24/22  
 COMMISSION: 3/24/22  
 SIGNATURE: *Andrea Kestler*

**TROLLEY RESIDENTIAL DEVELOPMENT**  
**JACOBS FOUNDATION**  
 c/o DIAMOND MANAGEMENT, INC.  
 404 N. EUCLID AVENUE SAN DIEGO, CALIFORNIA 92114  
 (619) 527-6161 PH. (619) 298-2399 FAX

**UNIT C6 - FLOOR PLANS**

REV. NO.	DESCRIPTION	DATE	REV. NO.	DESCRIPTION	DATE
1	2ND SUBMITTAL	10/08/09	1		
2	3RD SUBMITTAL	01/19/10	2		

DATE: MAY. 04, 2009  
 SHEET: A0.27  
 SHEET 32 OF 61