



**Area C**




**Area A**



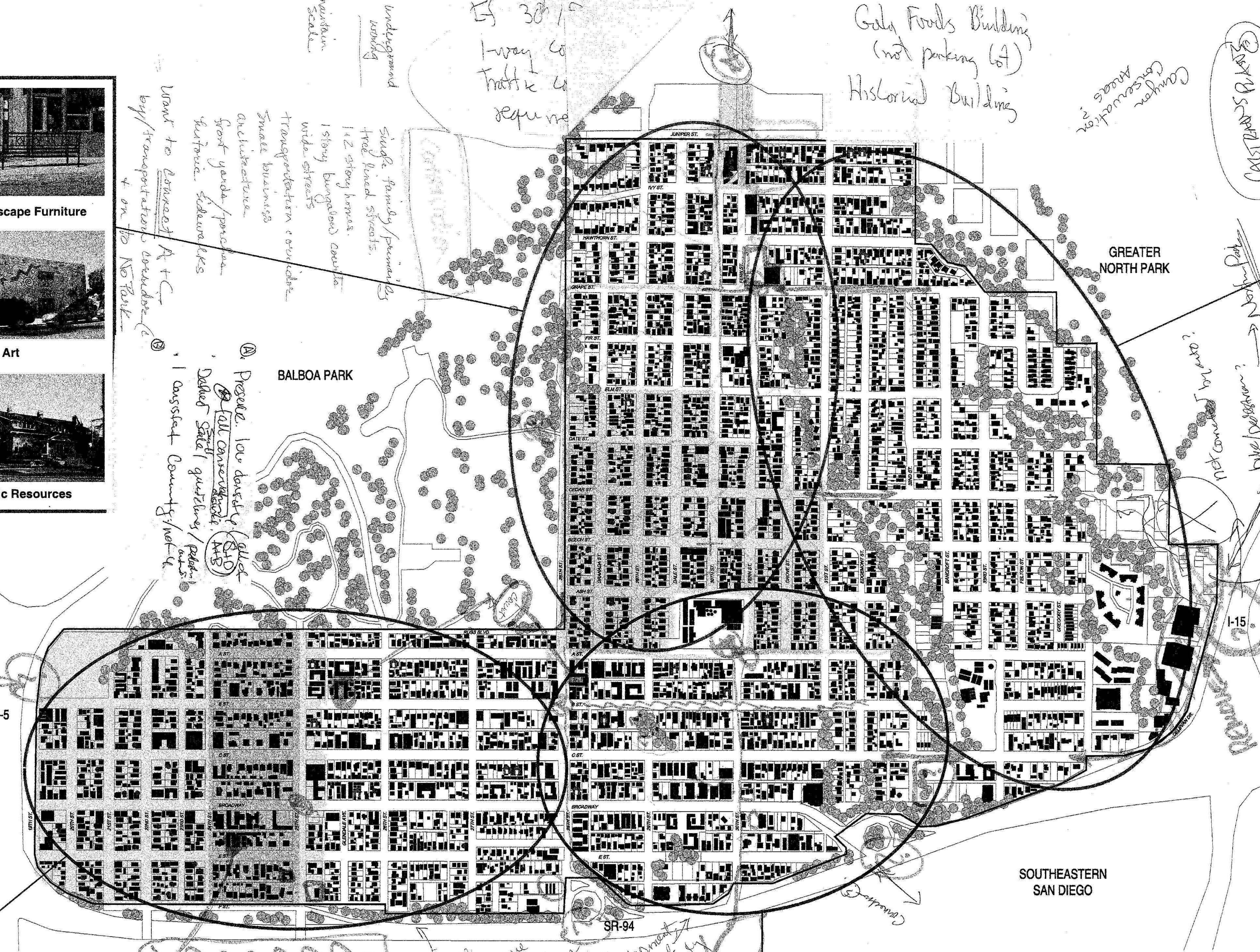
**COMMUNITY CHARACTER MAP**

**Area D**

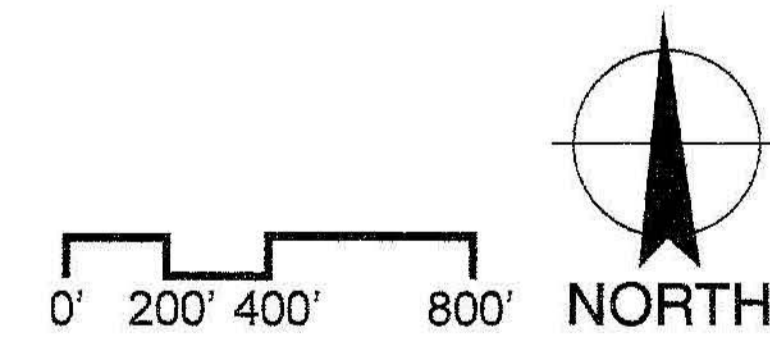



**Legend**

- Designated Historic Sites
- Existing Historic District
- Potential Historic District
- Potential Conservation Area
- Courtyard Residential
- Canyon / Open Space
- Character Area



**Area B**



M.W. STEELE GROUP, INC.  
 1805 NEWTON AVENUE | SUITE A  
 SAN DIEGO | CA | 92113  
 TELEPHONE 619 230 0325  
 FACSIMILE 619 230 0335  
 www.mwsteele.com  
 ARCHITECTURE | PLANNING



Areas, block and street configurations and building footprints shown on this map are for illustrative purposes only and do not represent surveyed boundaries. This map is provided without warranty of any kind, either expressed or implied.