



Area C



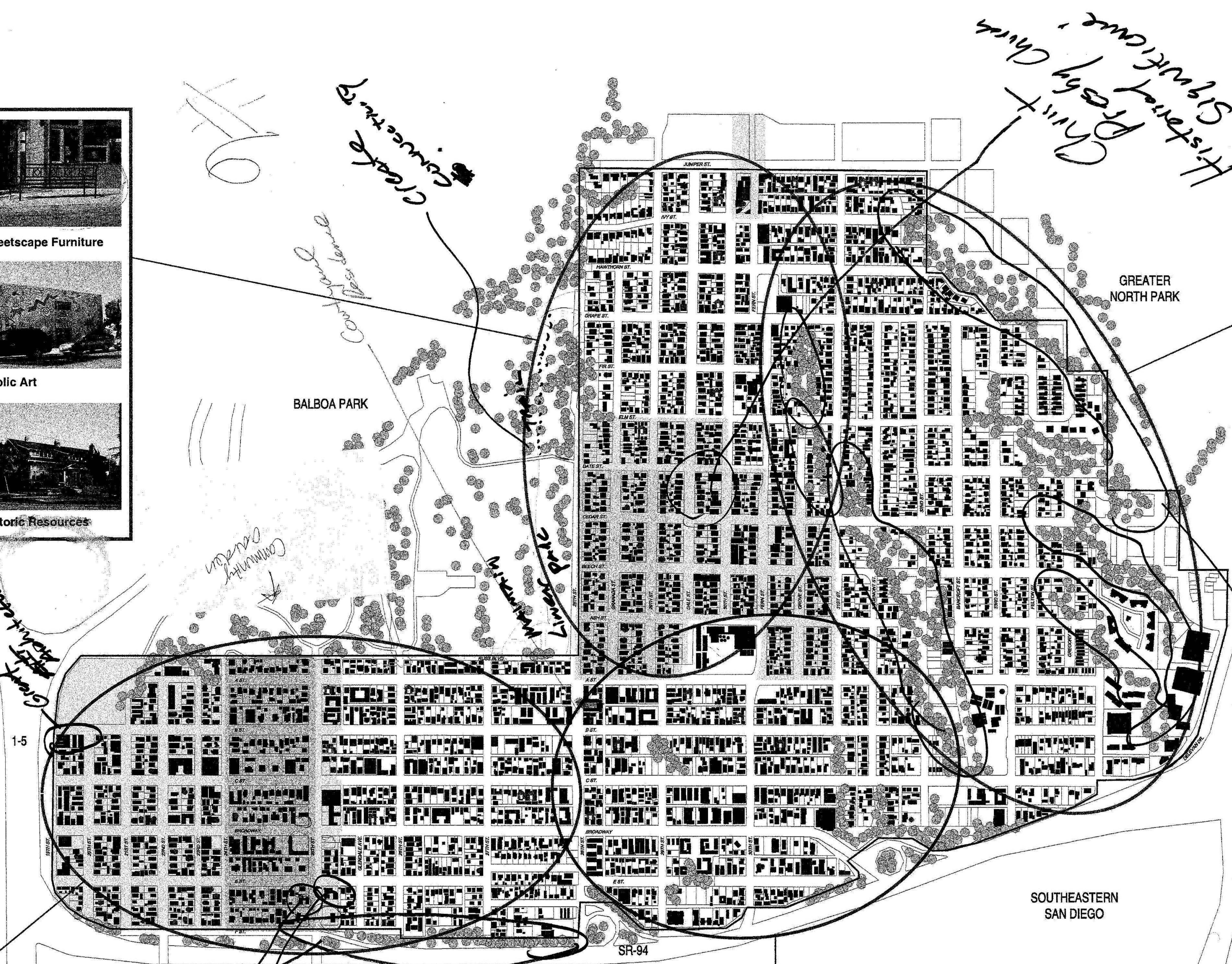
Area D



There needs to be bilingual outreach. Utilization of the businesses to reach out. Make the meetings more engaging. We need to speak like small groups have music and begin with introductions.




*Reuse of Signage
Great Architecture
Livable
Area of Significance*



*Preserve
entire
canyon
open space
trail system*

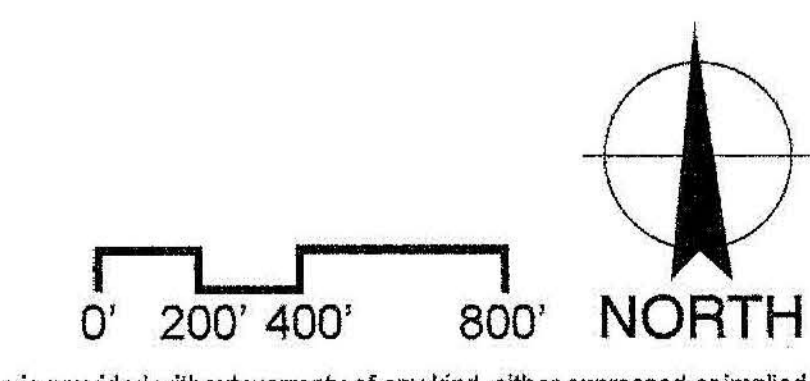
Area B



Legend

- Designated Historic Sites
- Existing Historic District
- Potential Historic District
- Potential Conservation Area
- Courtyard Residential
- Canyon / Open Space
- Character Area

COMMUNITY CHARACTER MAP



M.W. STEELE GROUP, INC.
1805 NEWTON AVENUE | SUITE A
SAN DIEGO | CA | 92113
TELEPHONE 619 230 0325
FACSIMILE 619 230 0335
www.mwsteele.com
ARCHITECTURE | PLANNING



TABLE 6

Areas, block and street configurations and building footprints shown on this map are for illustrative purposes only and do not represent surveyed boundaries. This map is provided without warranty of any kind, either expressed or implied.