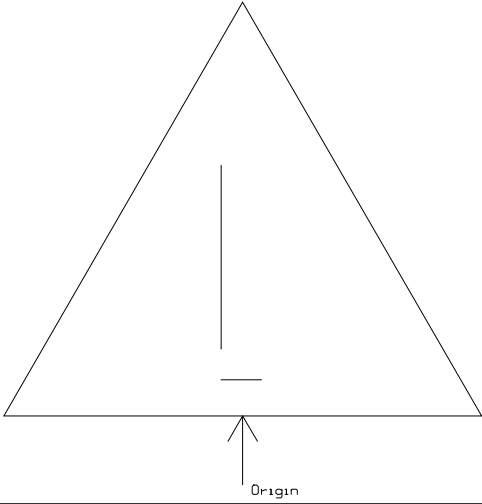
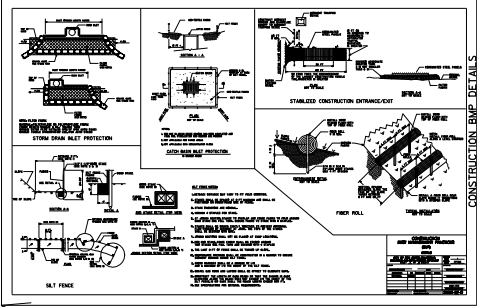
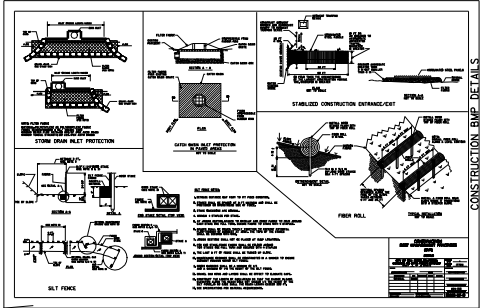



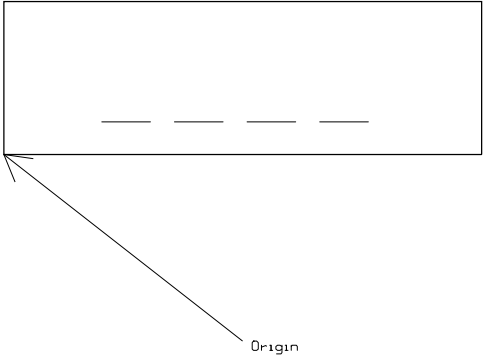
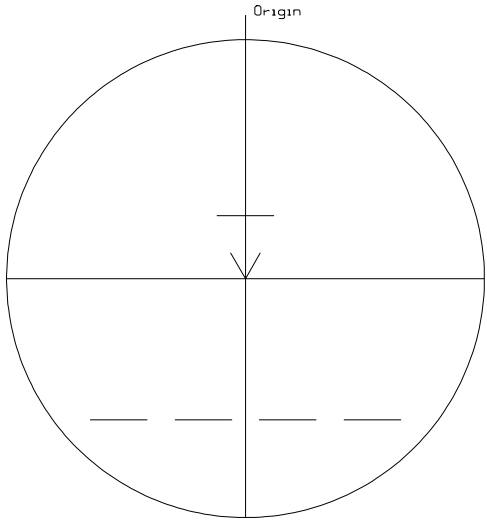
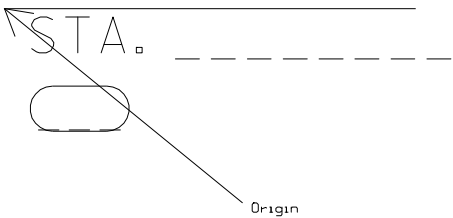

Appendix C

V8 City Proposed.cel

V8 CITY PROPOSED.CEL

	
<p>NAME: ASBLT SYM</p> <p>DESCRIPTION: ASBUILT SYMBOL</p>	<p>NAME: BMP1</p> <p>DESCRIPTION: BEST MANAGEMENT PRACTICE 1</p>
	
<p>NAME: BMP2</p> <p>DESCRIPTION: BEST MANAGEMENT PRACTICE 2</p>	<p>NAME: CAUTION CALLOUT</p> <p>DESCRIPTION: CAUTION CALLOUT</p>

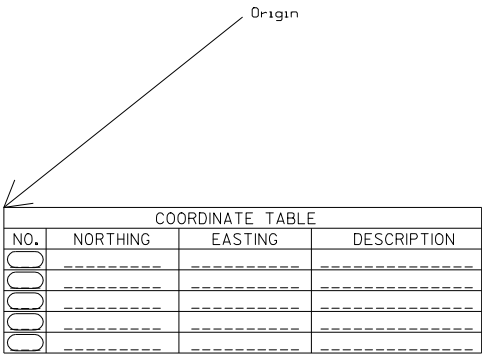
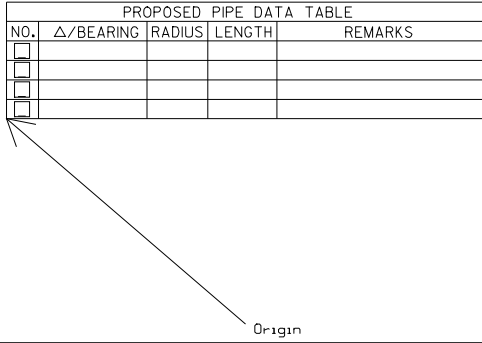
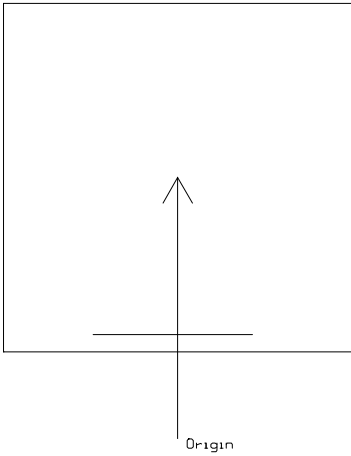
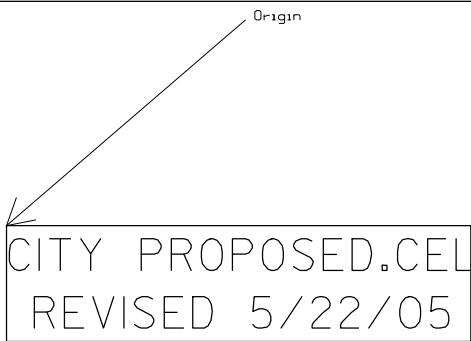
V8 CITY PROPOSED.CEL

	
<p>NAME: CAUTION CALLOUT BLK</p> <p>DESCRIPTION: CAUTION CALLOUT BLANK</p>	<p>NAME: CITY FORCES CALLOUT</p> <p>DESCRIPTION: CITY FORCES CALLOUT</p>
<p>CONNECT AND RECHANNEL IF NECESSARY TO EX. MH.</p> <p>STA. -----</p> 	<p>CONNECT AND RECHANNEL IF NECESSARY TO EX. MH.</p> <p>STA. -----</p> 
<p>NAME: CONNECT AND RECHANNEL TO EX SWR MH CALL PL PT</p> <p>DESCRIPTION: CONNECT & RECHANNEL TO EX SWR MH CALLOUT PLAN POINT</p>	<p>NAME: CONNECT AND RECHANNEL TO EX SWR MH CALL PROF</p> <p>DESCRIPTION: CONNECT AND RECHANNEL TO EX SWR MH CALL PROFILE</p>

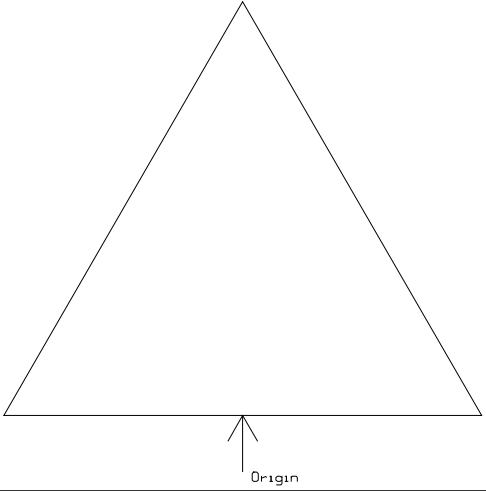
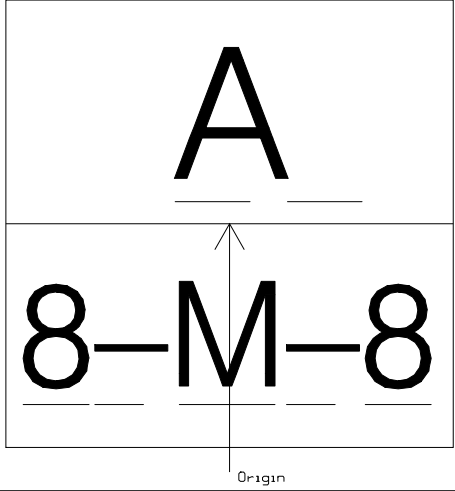
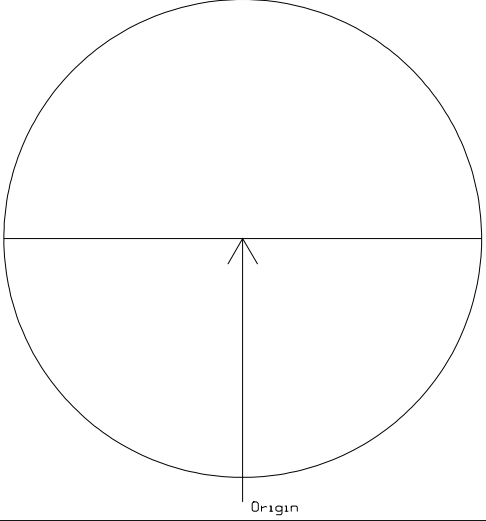
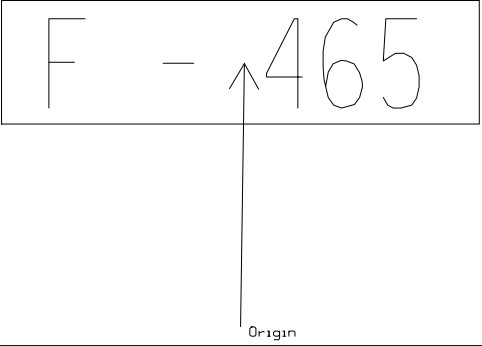
V8 CITY PROPOSED.CEL

<p>NAME: CONNECT TO EX SWR MH CALL PROF</p> <p>DESCRIPTION: CONNECT TO EX SWR MH CALLOUT PROFILE</p>	<p>NAME: CONNECT TO EX SWR MH CALLOUT PL PT</p> <p>DESCRIPTION: CONNECT TO EX SWR MH CALLOUT PLAN POINT</p>
<p>NAME: COORD CAP 3</p> <p>DESCRIPTION: COORDINATE CAPSULE</p>	<p>NAME: COORD CAP 4</p> <p>DESCRIPTION: COORDINATE CAPSULE</p>

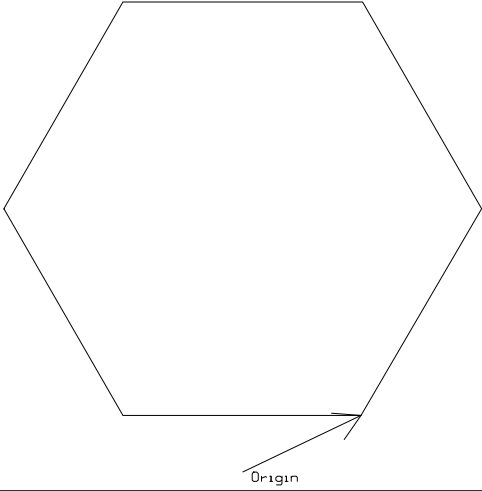
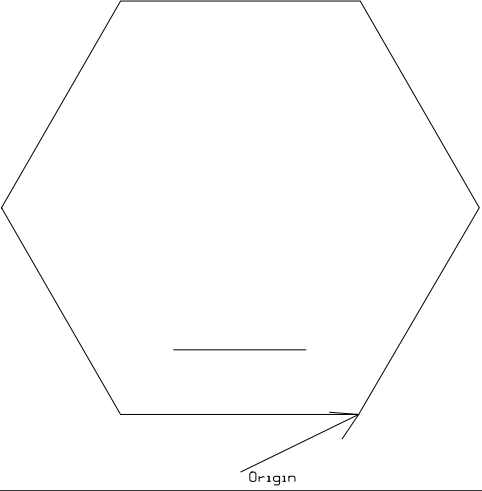
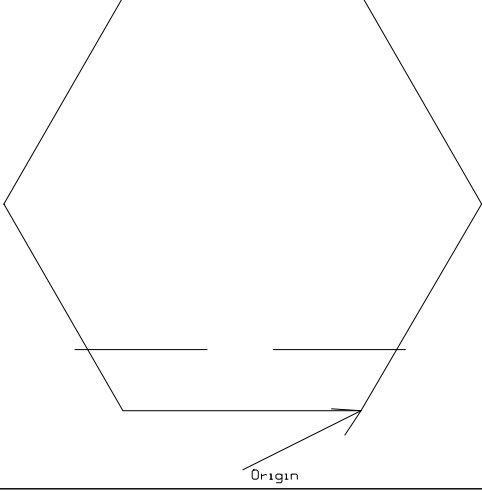
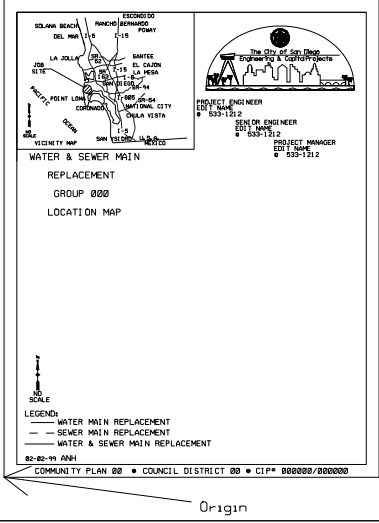
V8 CITY PROPOSED.CEL

 <p>Origin</p> <table border="1" data-bbox="277 451 756 598"> <thead> <tr> <th colspan="4">COORDINATE TABLE</th> </tr> <tr> <th>NO.</th> <th>NORTHING</th> <th>EASTING</th> <th>DESCRIPTION</th> </tr> </thead> <tbody> <tr><td> </td><td> </td><td> </td><td> </td></tr> <tr><td> </td><td> </td><td> </td><td> </td></tr> <tr><td> </td><td> </td><td> </td><td> </td></tr> <tr><td> </td><td> </td><td> </td><td> </td></tr> <tr><td> </td><td> </td><td> </td><td> </td></tr> <tr><td> </td><td> </td><td> </td><td> </td></tr> <tr><td> </td><td> </td><td> </td><td> </td></tr> </tbody> </table>	COORDINATE TABLE				NO.	NORTHING	EASTING	DESCRIPTION																													 <p>Origin</p> <table border="1" data-bbox="857 464 1336 583"> <thead> <tr> <th colspan="5">PROPOSED PIPE DATA TABLE</th> </tr> <tr> <th>NO.</th> <th>Δ/BEARING</th> <th>RADIUS</th> <th>LENGTH</th> <th>REMARKS</th> </tr> </thead> <tbody> <tr><td> </td><td> </td><td> </td><td> </td><td> </td></tr> <tr><td> </td><td> </td><td> </td><td> </td><td> </td></tr> <tr><td> </td><td> </td><td> </td><td> </td><td> </td></tr> <tr><td> </td><td> </td><td> </td><td> </td><td> </td></tr> <tr><td> </td><td> </td><td> </td><td> </td><td> </td></tr> </tbody> </table>	PROPOSED PIPE DATA TABLE					NO.	Δ/BEARING	RADIUS	LENGTH	REMARKS																									
COORDINATE TABLE																																																																								
NO.	NORTHING	EASTING	DESCRIPTION																																																																					
PROPOSED PIPE DATA TABLE																																																																								
NO.	Δ/BEARING	RADIUS	LENGTH	REMARKS																																																																				
<p>NAME: COORD TABLE DF</p> <p>DESCRIPTION: COORDINATE TABLE DATA FIELD</p>	<p>NAME: DATA TABLE</p> <p>DESCRIPTION: DATA TABLE</p>																																																																							
 <p>Origin</p>	 <p>Origin</p> <p>CITY PROPOSED.CEL REVISED 5/22/05</p>																																																																							
<p>NAME: DATA TABLE BOX</p> <p>DESCRIPTION: DATA BOX FOR DATA TABLE</p>	<p>NAME: DATE STAMP</p> <p>DESCRIPTION: DATE STAMP</p>																																																																							


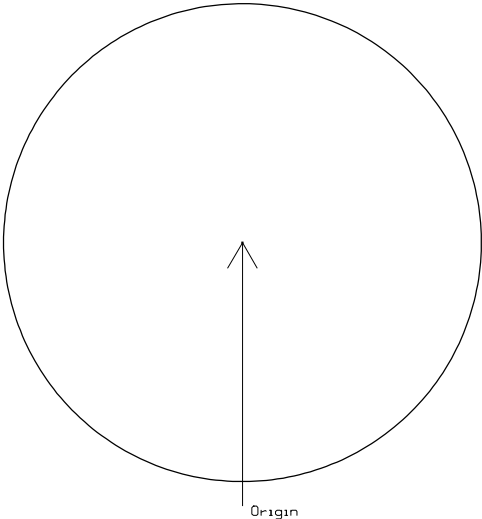
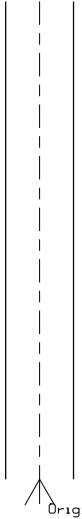
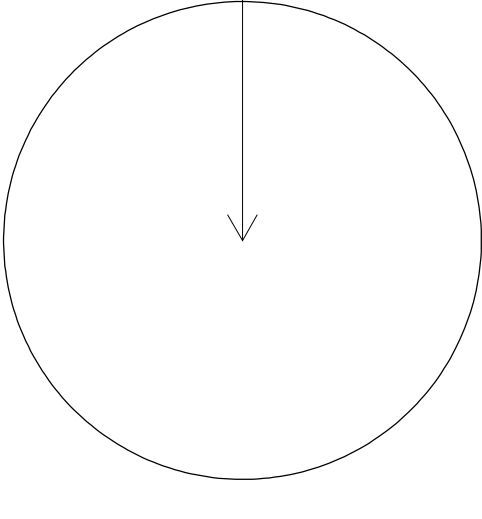
V8 CITY PROPOSED.CEL

	
<p>NAME: DELTA SYM</p> <p>DESCRIPTION: DELTA SYMBOL FOR NOTES</p>	<p>NAME: DETAIL1</p> <p>DESCRIPTION: DETAIL CALL OUT</p>
	
<p>NAME: DETAIL2</p> <p>DESCRIPTION: DETAIL CALL OUT</p>	<p>NAME: EQUIP CALLOUT</p> <p>DESCRIPTION: EQUIPMENT CALLOUT</p>

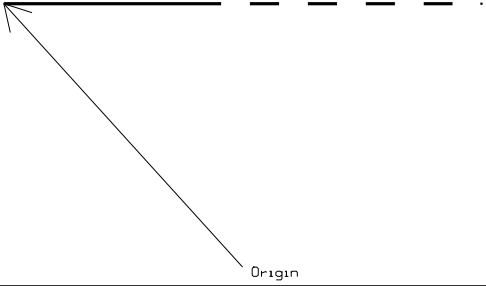
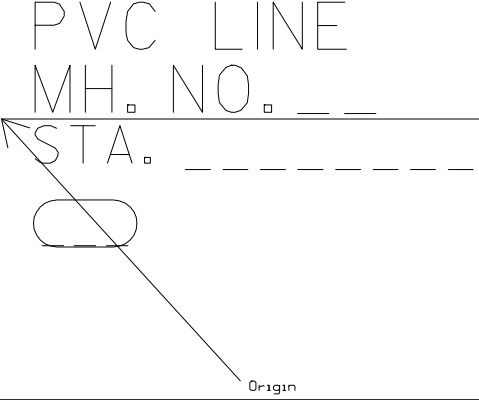

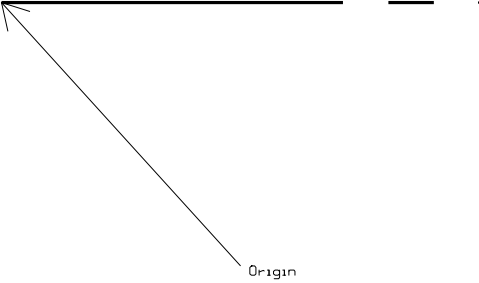
V8 CITY PROPOSED.CEL

	
<p>NAME: HEX 0</p> <p>DESCRIPTION: HEX FOR NOTES BLANK</p>	<p>NAME: HEX 1</p> <p>DESCRIPTION: HEX FOR NOTES 1</p>
	
<p>NAME: HEX 2</p> <p>DESCRIPTION: HEX FOR NOTES 2</p>	<p>NAME: MAP INTRANET LOCATION</p> <p>DESCRIPTION: INTRANET LOCATION MAP</p>

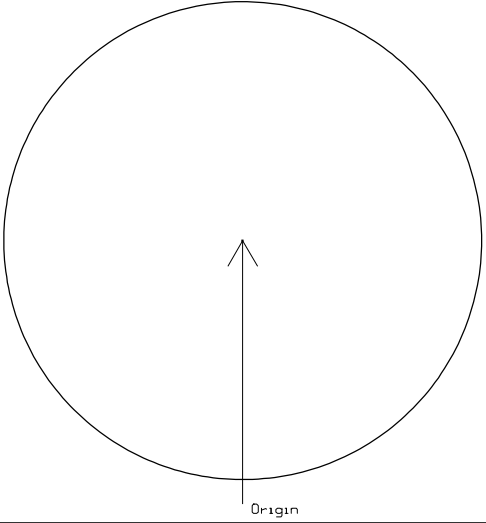
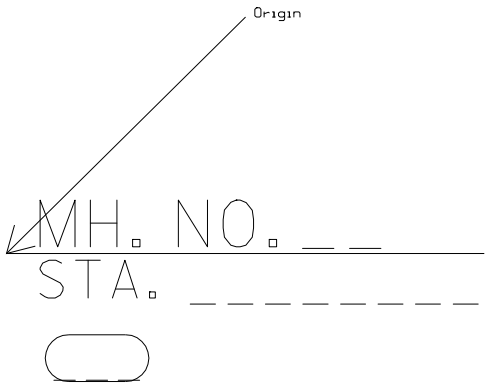
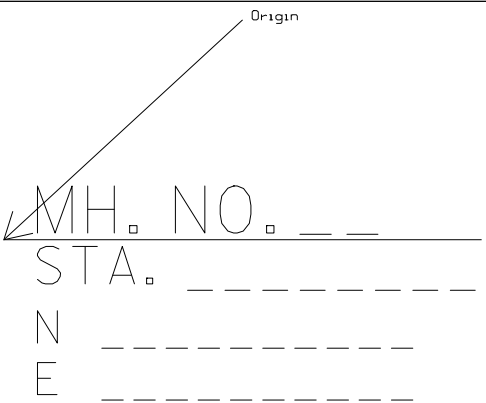
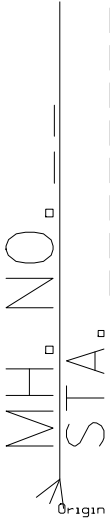
V8 CITY PROPOSED.CEL

	
<p>NAME: P ACCESS MH PROF</p> <p>DESCRIPTION: PROP ACCESS MH PROF</p>	<p>NAME: P SWR CO</p> <p>DESCRIPTION: PROP SWR CLEANOUT PLAN</p>
	
<p>NAME: P SWR CO PROF</p> <p>DESCRIPTION: PROP SWR CLEANOUT PROF</p>	<p>NAME: P SWR LAT SYM</p> <p>DESCRIPTION: PROP SWR LATERAL SYMBL</p>

V8 CITY PROPOSED.CEL

	
<p>NAME: P SWR LINED</p> <p>DESCRIPTION: PROP SWR LINED</p>	<p>NAME: P SWR LINED MH CALL PL PT</p> <p>DESCRIPTION: PROP SWR LINED MH CALL PLAN POINT</p>
	
<p>NAME: P SWR LINED MH CALL PROF</p> <p>DESCRIPTION: PROP SWR LINED MH CALLOUT PROFILE</p>	<p>NAME: P SWR MAIN</p> <p>DESCRIPTION: PROP SEWER MAIN</p>


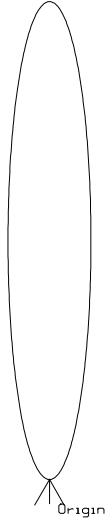


V8 CITY PROPOSED.CEL

	
<p>NAME: P SWR MH</p> <p>DESCRIPTION: PROP SWR MH</p>	<p>NAME: P SWR MH CALLOUT PL PT</p> <p>DESCRIPTION: P SWR MH CALLOUT PLAN POINT</p>
	
<p>NAME: P SWR MH CALLOUT PLAN</p> <p>DESCRIPTION: PROP SWR MH CALLOUT PLAN</p>	<p>NAME: P SWR MH CALLOUT PROF</p> <p>DESCRIPTION: P SWR MH CALLOUT PROF</p>


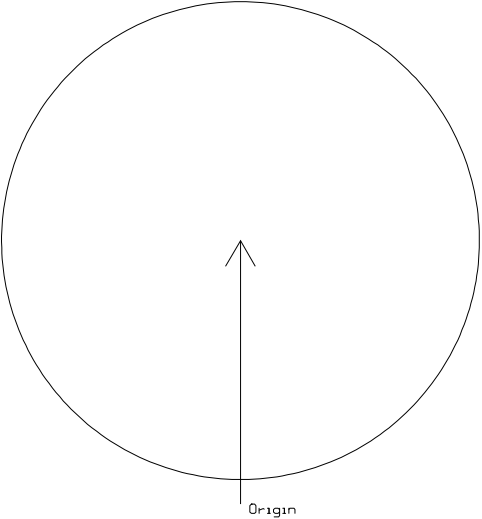
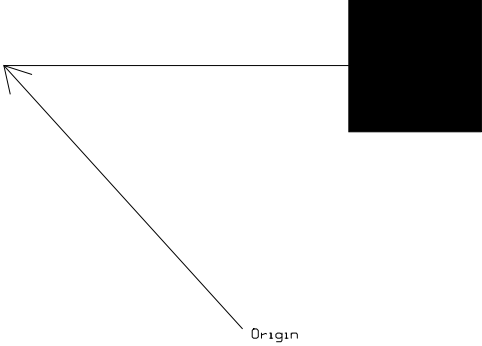
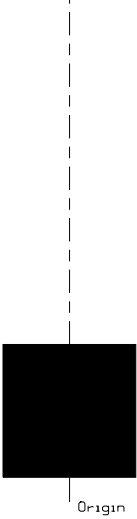
V8 CITY PROPOSED.CEL

<p>NAME: P SWR MH LINED</p> <p>DESCRIPTION: PROP SWR MH LINED</p>	<p>NAME: P SWR MH LINED PROF</p> <p>DESCRIPTION: PROP SWR MH LINED PROF</p>
<p>NAME: P SWR MH PROF</p> <p>DESCRIPTION: PROP SWR MH PROF</p>	<p>NAME: P WTR 10 PROF</p> <p>DESCRIPTION: PROP 10 WATER PROF</p>

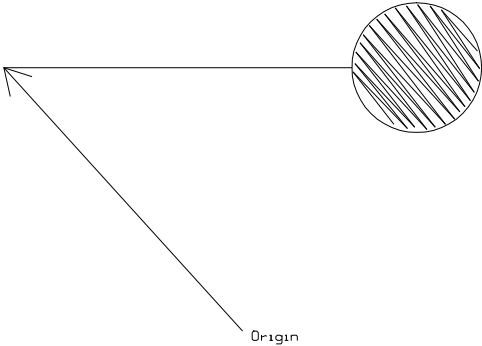
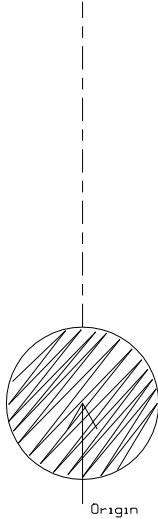
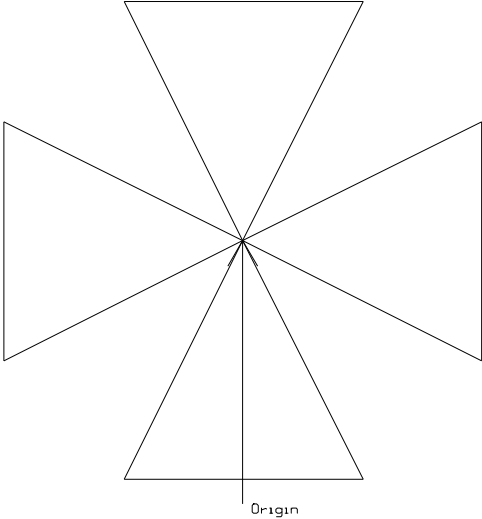
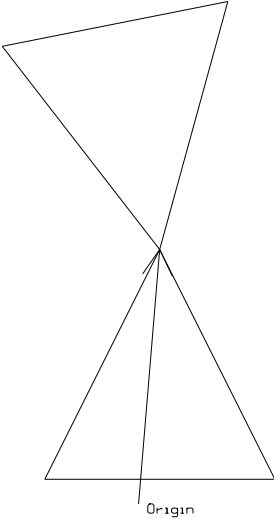
V8 CITY PROPOSED.CEL

	
<p>NAME: P WTR 12 PROF</p> <p>DESCRIPTION: PROP 12 WATER PROF</p>	<p>NAME: P WTR 16 PROF</p> <p>DESCRIPTION: PROP 16 WATER PROF</p>
	
<p>NAME: P WTR 24 PROF</p> <p>DESCRIPTION: PROP 24 WATER PROF</p>	<p>NAME: P WTR 6 PROF</p> <p>DESCRIPTION: PROP 6 WATER PROF</p>

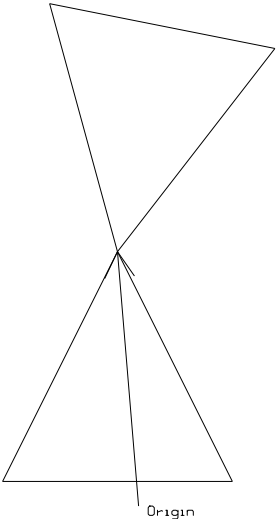
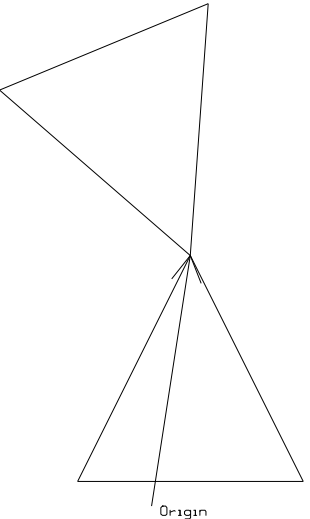
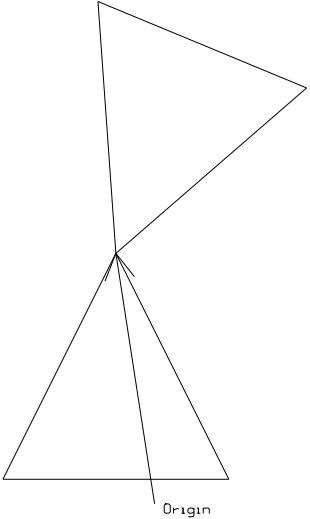
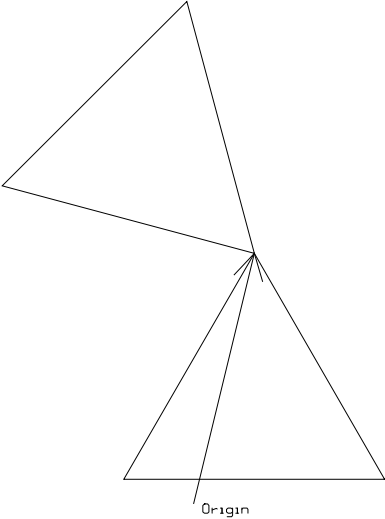
V8 CITY PROPOSED.CEL

	
<p>NAME: P WTR 8 PROF</p> <p>DESCRIPTION: PROP 8 WATER PROF</p>	<p>NAME: P WTR ACCESS MH</p> <p>DESCRIPTION: PROP WTR ACCESS MH</p>
	
<p>NAME: P WTR AIR VALVE</p> <p>DESCRIPTION: PROP WTR AIR VALVE</p>	<p>NAME: P WTR AIR VALVE PROF</p> <p>DESCRIPTION: PROP AIR VALVE PROFILE</p>

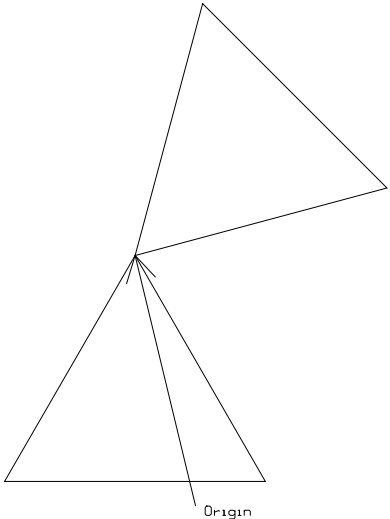
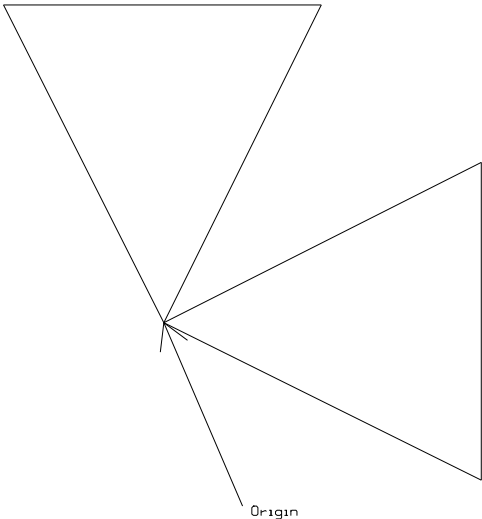
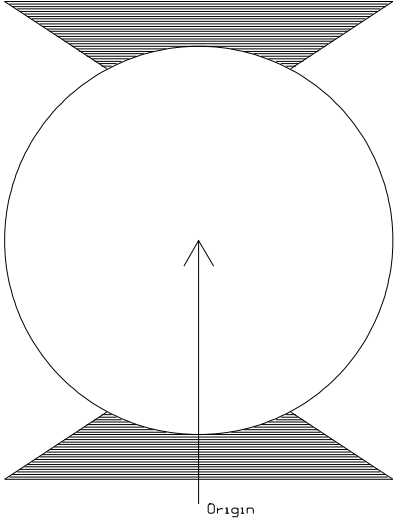
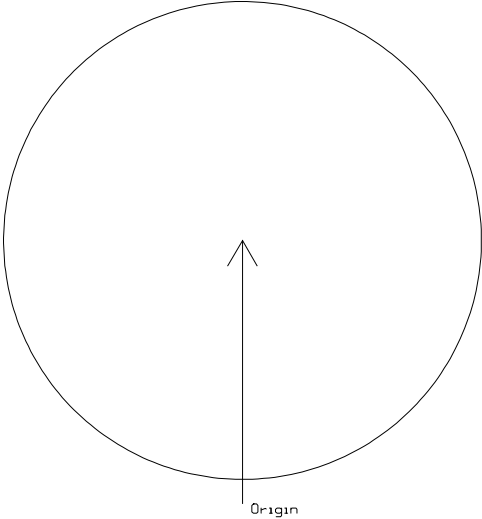
V8 CITY PROPOSED.CEL

	
<p>NAME: P WTR BLOW OFF</p> <p>DESCRIPTION: PROP WTR BLOW OFF</p>	<p>NAME: P WTR BLOW OFF PROF</p> <p>DESCRIPTION: PROP WTR BLOW OFF PROFILE</p>
	
<p>NAME: P WTR CROSS</p> <p>DESCRIPTION: PROP WTR CROSS</p>	<p>NAME: P WTR EL 11 LT</p> <p>DESCRIPTION: PROP WTR ELBOW 11 LT</p>

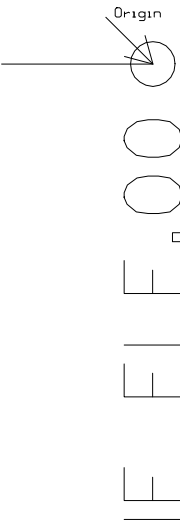
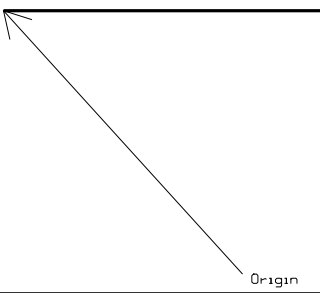
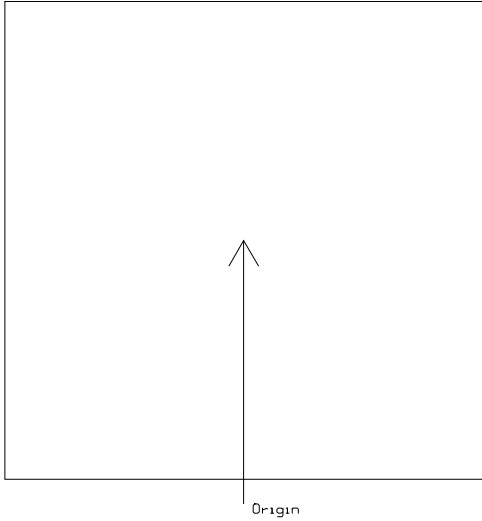
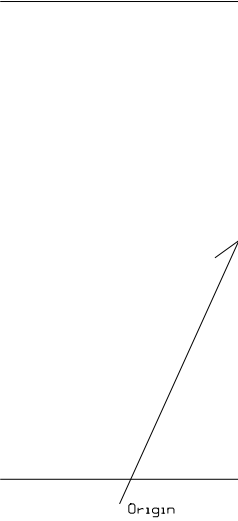
V8 CITY PROPOSED.CEL

	
<p>NAME: P WTR EL 11 RT</p> <p>DESCRIPTION: PROP WTR ELBOW 11 RT</p>	<p>NAME: P WTR EL 22 LT</p> <p>DESCRIPTION: PROP WTR ELBOW 22 LT</p>
	
<p>NAME: P WTR EL 22 RT</p> <p>DESCRIPTION: PROP WTR ELBOW 22 RT</p>	<p>NAME: P WTR EL 45 LT</p> <p>DESCRIPTION: PROP WTR ELBOW 45 LT</p>

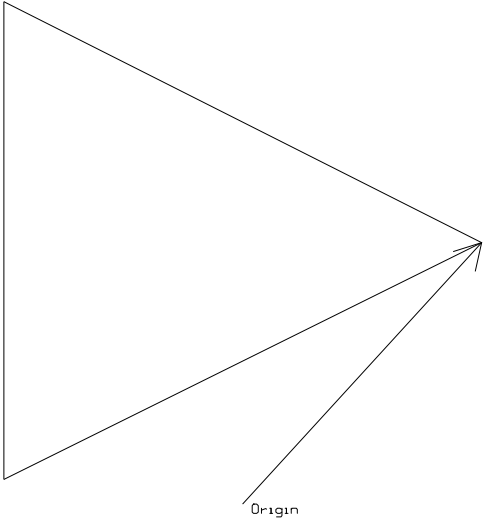
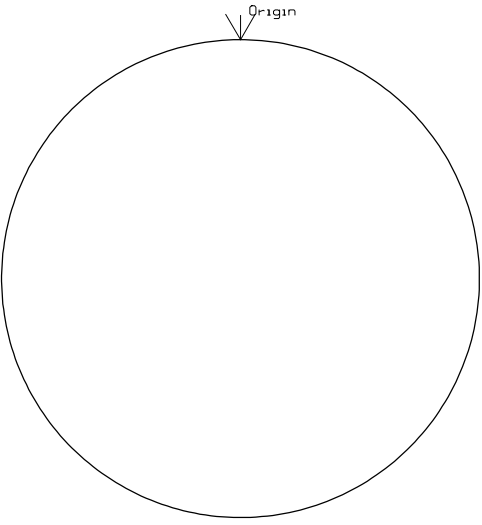
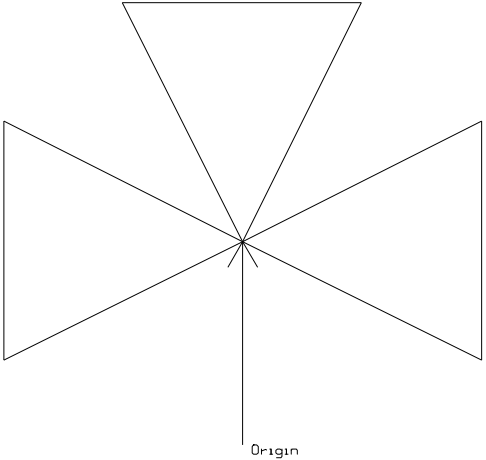
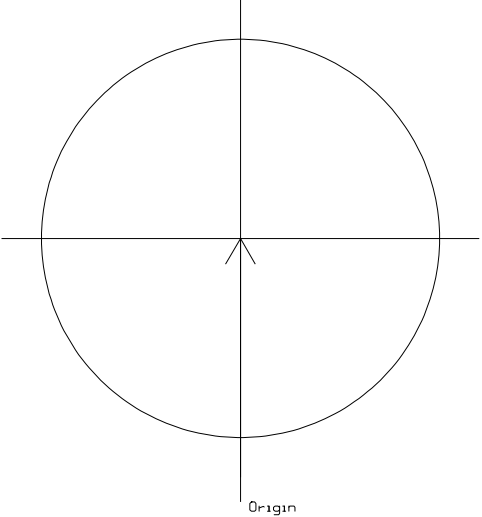
V8 CITY PROPOSED.CEL

	
<p>NAME: P WTR EL 45 RT</p> <p>DESCRIPTION: PROP WTR ELBOW 45 RT</p>	<p>NAME: P WTR EL 90</p> <p>DESCRIPTION: PROP WTR ELBOW 90</p>
	
<p>NAME: P WTR FH</p> <p>DESCRIPTION: PROP WTR FIRE HYDRANT</p>	<p>NAME: P WTR GB</p> <p>DESCRIPTION: PROP WTR GRADE BREAK</p>

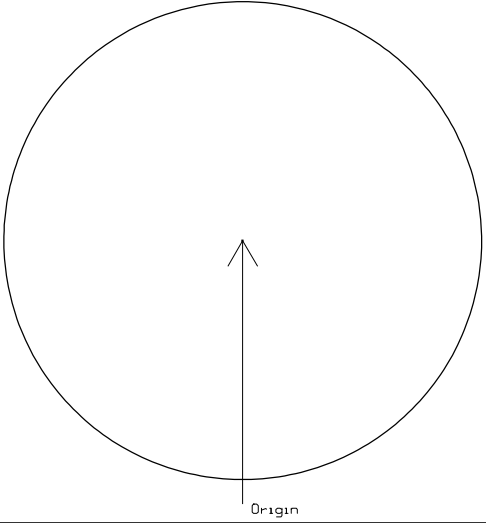



V8 CITY PROPOSED.CEL

	
<p>NAME: P WTR GB ELEV</p> <p>DESCRIPTION: PROP WTR GRADE BREAK EVELATION</p>	<p>NAME: P WTR MAIN</p> <p>DESCRIPTION: PROP WTR MAIN</p>
	
<p>NAME: P WTR METER</p> <p>DESCRIPTION: PROP WTR MAIN</p>	<p>NAME: P WTR PLUG</p> <p>DESCRIPTION: PROP WTR PLUG</p>

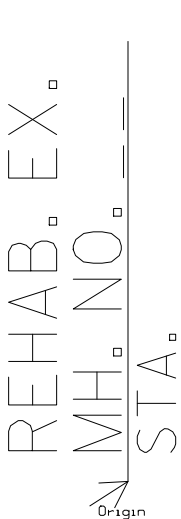
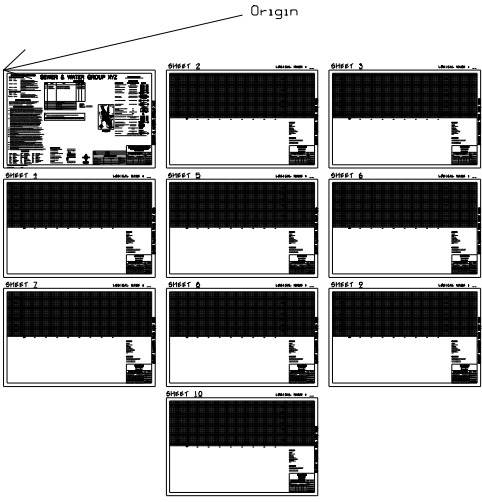
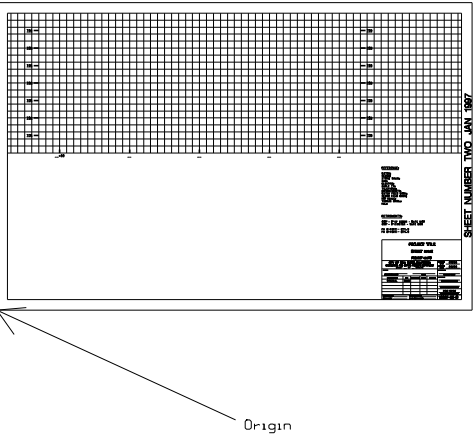
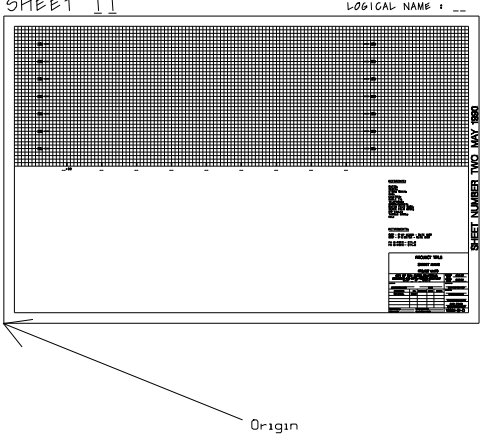
V8 CITY PROPOSED.CEL

	
<p>NAME: P WTR RED</p> <p>DESCRIPTION: PROP WTR REDUCER</p>	<p>NAME: P WTR SERV</p> <p>DESCRIPTION: PROP WATER SERVICE</p>
	
<p>NAME: P WTR TEE</p> <p>DESCRIPTION: PROP WATER TEE</p>	<p>NAME: P WTR VALVE</p> <p>DESCRIPTION: PROP WTR VALVE</p>

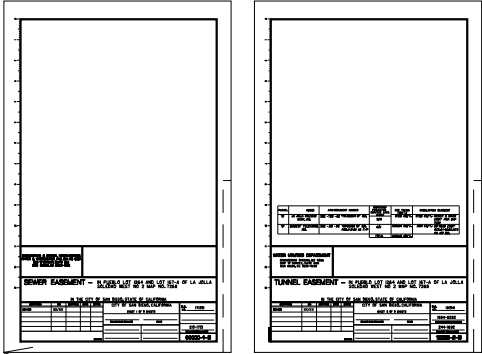
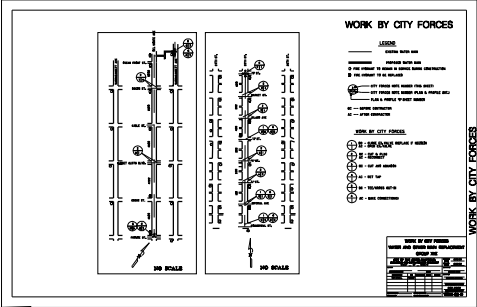

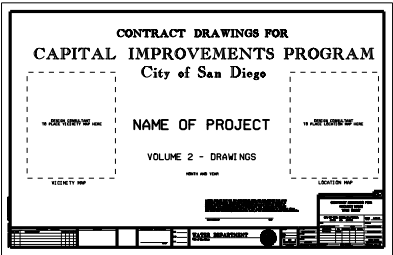
V8 CITY PROPOSED.CEL

	
<p>NAME: PLANNING MH</p> <p>DESCRIPTION: PLANNING MANHOLE</p>	<p>NAME: PLUS MINUS</p> <p>DESCRIPTION: PLUS MINUS</p>
 <p>REHAB. EX. MH. NO. _ _ STA. _ _ _ _ _ N E</p>	 <p>REHAB. EX. MH. NO. _ _ STA. _ _ _ _ _ N E</p>
<p>NAME: REHAB EX MH CALL PL PT</p> <p>DESCRIPTION: REHAB EX MH CALL PLAN POINT</p>	<p>NAME: REHAB EX MH CALL PLAN</p> <p>DESCRIPTION: REHB EX MH CALLOUT PLAN</p>

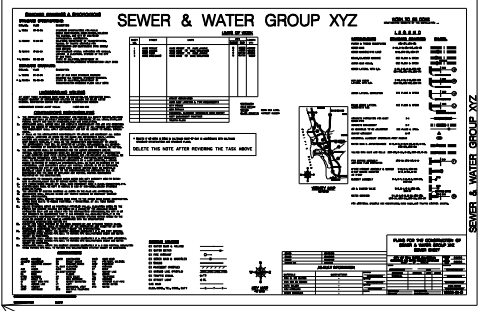
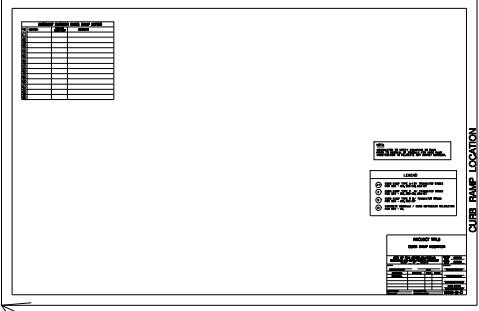
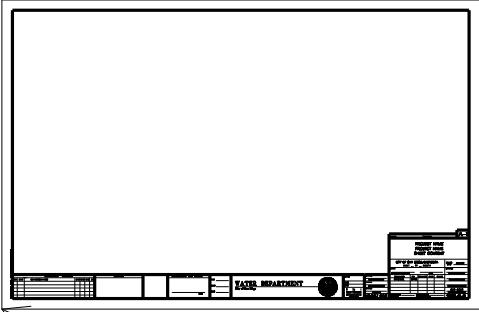
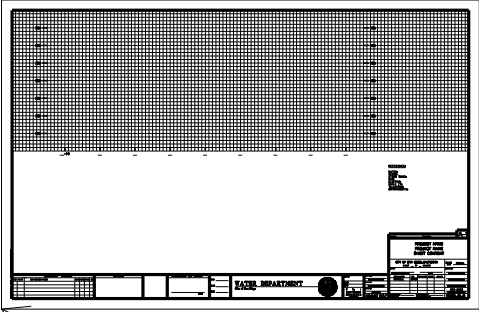
V8 CITY PROPOSED.CEL

	
<p>NAME: REHAB EX MH CALL PROF</p> <p>DESCRIPTION: REHAB EX MH CALLOUT PROF</p>	<p>NAME: SHEET 1-10 WSD</p> <p>DESCRIPTION: SHEET 1-10 WSD</p>
	
<p>NAME: SHEET ANSI20 WSD</p> <p>DESCRIPTION: SHEET ANSI20 WSD</p>	<p>NAME: SHEET ANSI40 WSD</p> <p>DESCRIPTION: SHEET ANSI40 WSD</p>

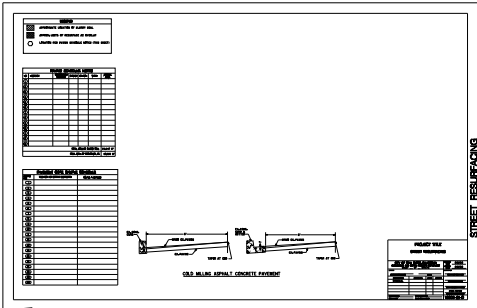
V8 CITY PROPOSED.CEL

 <p style="text-align: center;">Origin</p>	 <p style="text-align: center;">Origin</p>
<p>NAME: SHEET B</p> <p>DESCRIPTION: B SHEET</p>	<p>NAME: SHEET CITY FOR</p> <p>DESCRIPTION: SHEET CITY FORCES</p>
 <p style="text-align: center;">Origin</p>	 <p style="text-align: center;">Origin</p>
<p>NAME: SHEET COVER LARGE</p> <p>DESCRIPTION: SHEET COVER LARGE</p>	<p>NAME: SHEET COVER WATER</p> <p>DESCRIPTION: SHEET COVER WATER</p>

V8 CITY PROPOSED.CEL

	
<p>NAME: SHEET COVER WSD</p> <p>DESCRIPTION: SHEET COVER WSD 12/6/2004</p>	<p>NAME: SHEET CURB RAMP WSD</p> <p>DESCRIPTION: SHEET CURB RAMP WSD</p>
	
<p>NAME: SHEET PLAN WATER</p> <p>DESCRIPTION: SHEET PLAN WATER</p>	<p>NAME: SHEET PP WATER</p> <p>DESCRIPTION: SHEET PLAN/PROFILE WATER</p>

V8 CITY PROPOSED.CEL



The screenshot shows a software interface with a legend in the top left, a table in the middle left, a diagram in the center, and a title block in the bottom right. The diagram is labeled 'SHEET RESURFACING WSD' and 'ORIGIN'. The table has columns for 'ITEM NO.', 'DESCRIPTION', and 'QUANTITY'. The legend has a title 'LEGEND' and a list of items with corresponding symbols.

Origin

**NAME: SHEET RESURFACING
WSD**

**DESCRIPTION: SHEET RESURFACING
WSD**