








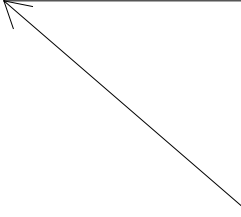
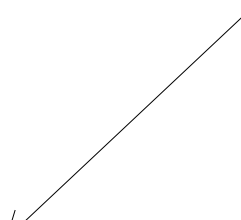
Appendix E

V8 City Notes.cel

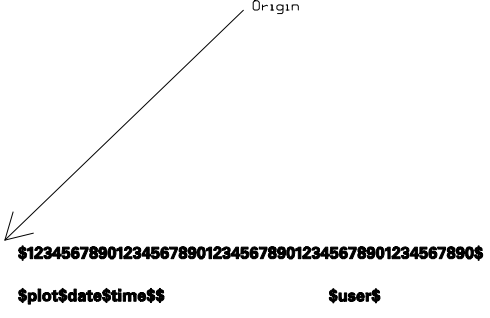
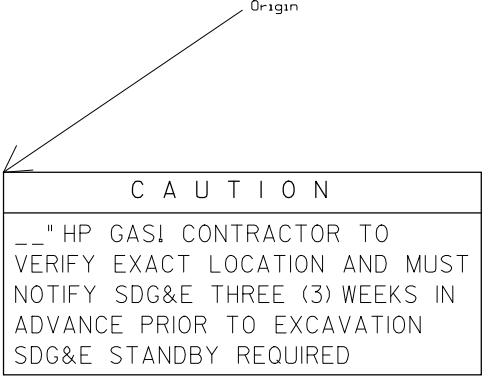
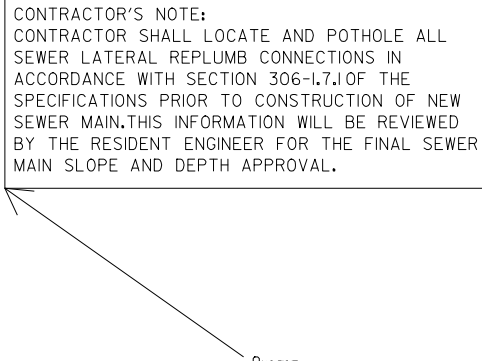
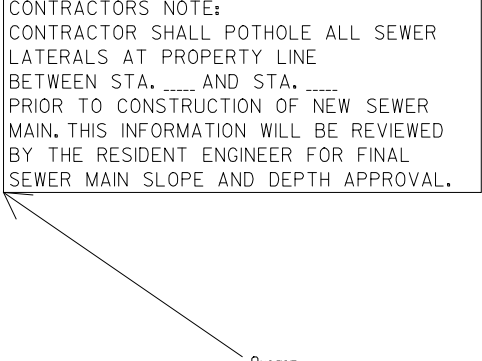
V8 CITY NOTES.CEL

<p>  ADDENDUM A XX/XX XXXXXXXXXXXX XX-XX-02 XXXXXXXXXXXX XX-XX-02 </p> <p>ADDENDUM A TITLE INFO</p> <p style="text-align: right;">Origin</p>	<p>  AS-BUILT PER CITY INSPECTOR XX/XX  AS-BUILT PER CITY FORCES XXXXXXXXXXXX XXXXXXXXXXXX XX-XX-02 XXXXXXXXXXXX XX-XX-02 </p> <p>AS-BUILT</p> <p style="text-align: right;">Origin</p>
<p>NAME: ADDENDUM TITLE</p> <p>DESCRIPTION: ADDENDUM A TITLE INFO</p>	<p>NAME: ASBUILT TITLE</p> <p>DESCRIPTION: ASBUILT TITLE</p>
<p style="text-align: right;">Origin</p> <p>  </p> <p> BY CITY FORCES AHD OF CONTRACTOR STA. 0+00 CUT AND PLUG EX __ "PIPE AFTER NEW MAIN HAS BEEN ACCEPTED. RECONNECT TO EXISTING PIPE. </p>	<p>  CONSTRUCTION CHANGES XX/XX XXXXXXXXXXXX XX-XX-02 XXXXXXXXXXXX XX-XX-02 </p> <p>CONSTRUCTION CHANGES</p> <p style="text-align: right;">Origin</p>
<p>NAME: CITY FOR AHD WRK CUT PLUG</p> <p>DESCRIPTION: CITY FORCES AHEAD WORK CUT & PLUG</p>	<p>NAME: CONST CHG TITLE</p> <p>DESCRIPTION: CONSTRUCTION CHANGES</p>

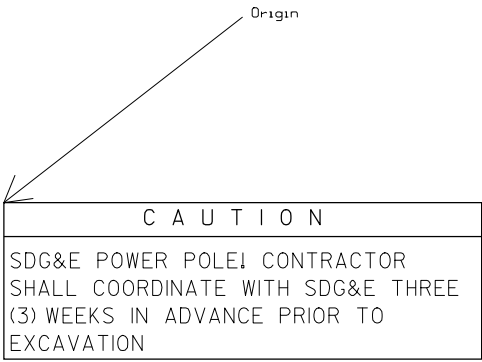
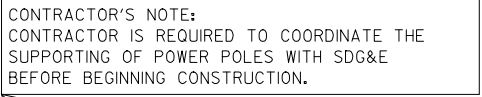
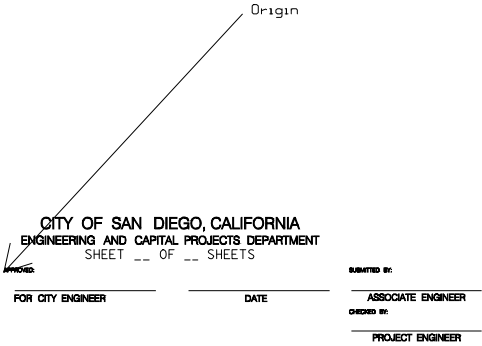
V8 CITY NOTES.CEL

 <p>Origin</p> <p>BY CONTRACTOR FURNISH & INSTALL STA. 0+00 1 - 8" x 6" TEE (MJ, MJ, F) 1 - FH ASSEMBLY (W-10)</p>	 <p>Origin</p> <p>BY CITY FORCES AHD OF CONTRACTOR STA. 0+00 1 - 4" AIR VALVE</p>
<p>NAME: CONTRAC WORK FIRE HYDRANT</p> <p>DESCRIPTION: WORK BY CONTRACTOR FURNISH FH</p>	<p>NAME: CONTRACT WORK</p> <p>DESCRIPTION: WORK BY CONTRACTOR</p>
<div data-bbox="277 1241 756 1356" style="border: 1px solid black; padding: 5px;"> <p>CONTRACTOR'S NOTE: EXISTING UTILITY CROSSINGS MAY NOT BE REPRESENTATIVE OF ACTUAL LENGTH OF CONFLICT AREA (SEE PLAN VIEW).</p> </div>  <p>Origin</p>	 <div data-bbox="857 1255 1336 1339" style="border: 1px solid black; padding: 5px;"> <p>CONTRACTOR'S NOTE: USE EXTREME CAUTION WHEN WORKING DUE TO LOW OVERHEAD UTILITY LINES.</p> </div> <p>Origin</p>
<p>NAME: EX UTILITY CROSS</p> <p>DESCRIPTION: EXISTING UTILITIES CROSSING</p>	<p>NAME: EXTM CAUTION</p> <p>DESCRIPTION: USE EXTREME CAUTION</p>

V8 CITY NOTES.CEL

 <p>\$12345678901234567890123456789012345678901234567890\$</p> <p>\$plot\$date\$time\$ \$user\$</p>	 <p>CAUTION</p> <p>_ _ " HP GAS! CONTRACTOR TO VERIFY EXACT LOCATION AND MUST NOTIFY SDG&E THREE (3) WEEKS IN ADVANCE PRIOR TO EXCAVATION SDG&E STANDBY REQUIRED</p>
<p>NAME: FILE PATH AND DATE</p> <p>DESCRIPTION: PLOT FILE NAME & DATE</p>	<p>NAME: GAS ADV NOTICE</p> <p>DESCRIPTION: ADVANCED GAS NOTICE</p>
 <p>CONTRACTOR'S NOTE: CONTRACTOR SHALL LOCATE AND POTHOLE ALL SEWER LATERAL REPLUMB CONNECTIONS IN ACCORDANCE WITH SECTION 306-L7.1 OF THE SPECIFICATIONS PRIOR TO CONSTRUCTION OF NEW SEWER MAIN. THIS INFORMATION WILL BE REVIEWED BY THE RESIDENT ENGINEER FOR THE FINAL SEWER MAIN SLOPE AND DEPTH APPROVAL.</p>	 <p>CONTRACTORS NOTE: CONTRACTOR SHALL POTHOLE ALL SEWER LATERALS AT PROPERTY LINE BETWEEN STA. _____ AND STA. _____ PRIOR TO CONSTRUCTION OF NEW SEWER MAIN. THIS INFORMATION WILL BE REVIEWED BY THE RESIDENT ENGINEER FOR FINAL SEWER MAIN SLOPE AND DEPTH APPROVAL.</p>
<p>NAME: POTHOLE SEWER LAT REPLUMB</p> <p>DESCRIPTION: LOCATE BY POTHOLE SEWER LATERALS</p>	<p>NAME: POTHOLE SWR LAT BY STA</p> <p>DESCRIPTION: POTHOLE ALL SEWER</p>

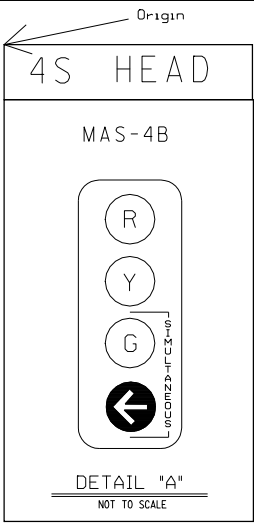
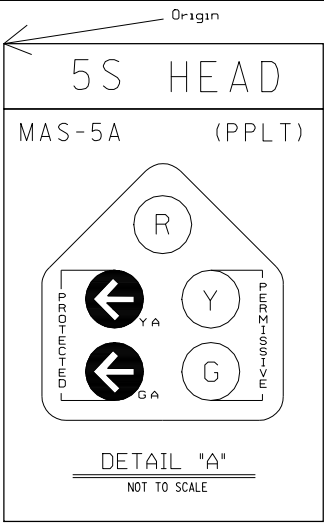
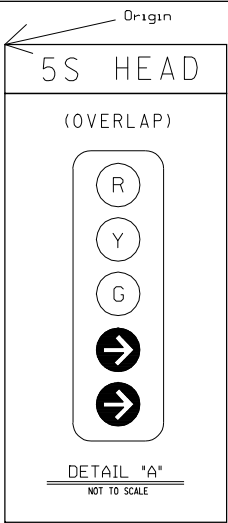
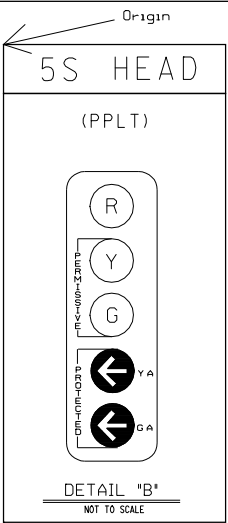
V8 CITY NOTES.CEL

 <p style="text-align: center;">C A U T I O N</p> <p>SDG&E POWER POLE! CONTRACTOR SHALL COORDINATE WITH SDG&E THREE (3) WEEKS IN ADVANCE PRIOR TO EXCAVATION</p>	 <p>CONTRACTOR'S NOTE: CONTRACTOR IS REQUIRED TO COORDINATE THE SUPPORTING OF POWER POLES WITH SDG&E BEFORE BEGINNING CONSTRUCTION.</p>
<p>NAME: SDGE ADV NOTICE</p> <p>DESCRIPTION: ADV NOTICE CALLOUT</p>	<p>NAME: SDGE PP SUPPORT</p> <p>DESCRIPTION: COORDINATE WITH SDG E</p>
 <p>CITY OF SAN DIEGO, CALIFORNIA ENGINEERING AND CAPITAL PROJECTS DEPARTMENT SHEET -- OF -- SHEETS</p> <p>APPROVED: _____ DATE _____</p> <p>FOR CITY ENGINEER _____</p> <p>SUBMITTED BY: _____</p> <p>ASSOCIATE ENGINEER _____</p> <p>CHECKED BY: _____</p> <p>PROJECT ENGINEER _____</p>	
<p>NAME: TITLE BLOCK</p> <p>DESCRIPTION: TITLE BLOCK REV 652</p>	

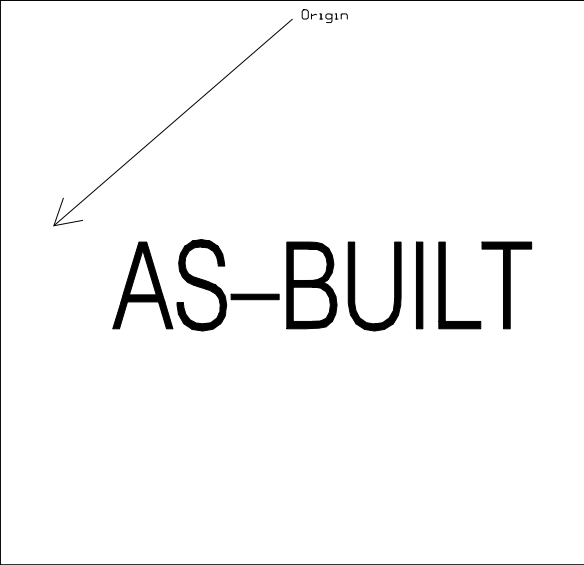
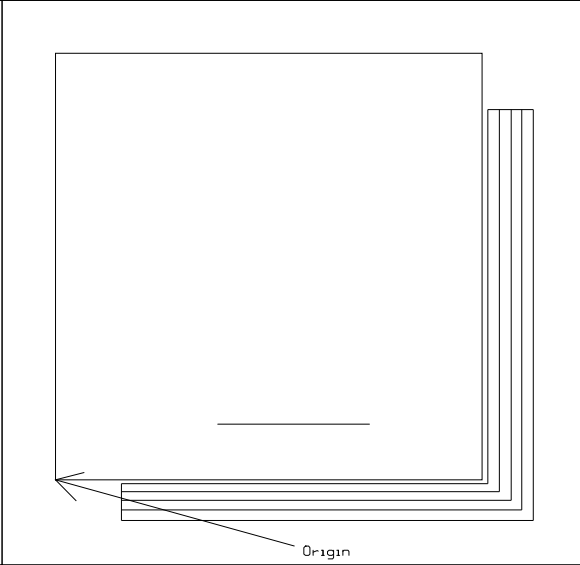
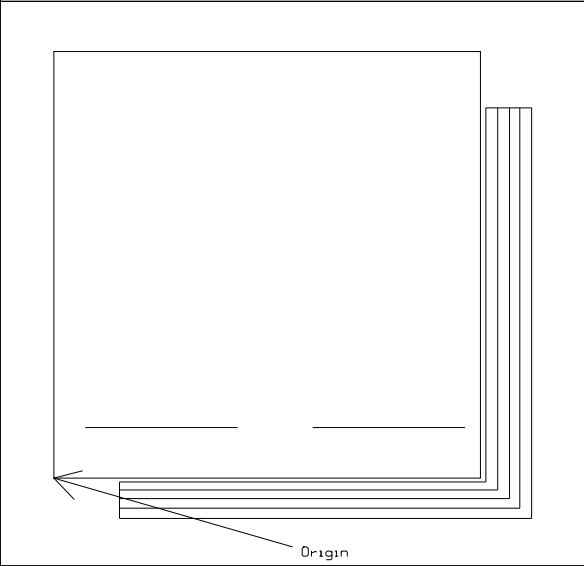
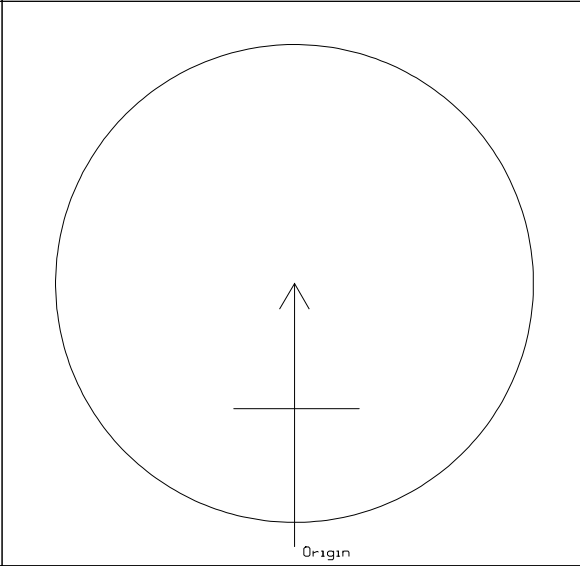
Appendix F

V8 Traffic Notes & Details.cel

V8 TRAFFIC NOTES & DETAILS.CEL

	
<p>NAME: 4 SECT MAST SPLT</p> <p>DESCRIPTION: 4 SECT MAST SPLT</p>	<p>NAME: 5 SEC MAST PPLT</p> <p>DESCRIPTION: 5 SEC MAST PPLT</p>
	
<p>NAME: 5 SEC POLE OVERLAP</p> <p>DESCRIPTION: 5 SEC POLE OVERLAP</p>	<p>NAME: 5 SEC POLE PPLT</p> <p>DESCRIPTION: 5 SEC POLE PPLT</p>

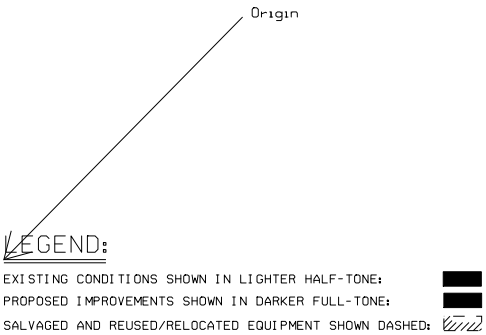
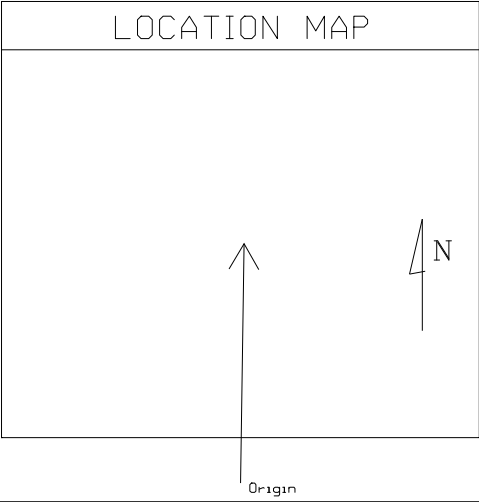

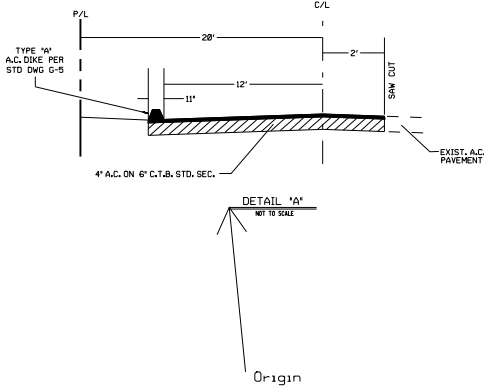
V8 TRAFFIC NOTES & DETAILS.CEL

 <p>Origin</p> <p>AS-BUILT</p>	 <p>Origin</p>
<p>NAME: AS-BUILT</p> <p>DESCRIPTION: AS-BUILT</p>	<p>NAME: BOX 1 CHAR</p> <p>DESCRIPTION: BOX WITH 1 CHAR</p>
 <p>Origin</p>	 <p>Origin</p>
<p>NAME: BOX 2 CHAR</p> <p>DESCRIPTION: BOX WITH 2 CHAR</p>	<p>NAME: CIRCLE 1 CHAR</p> <p>DESCRIPTION: CIRCLE NOTE WITH 1 CHAR</p>

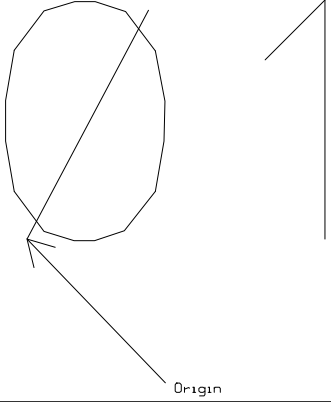
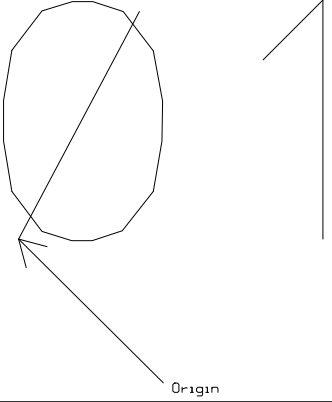
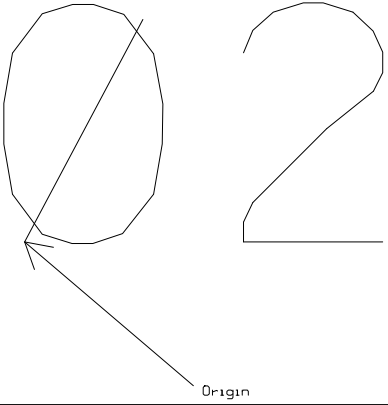
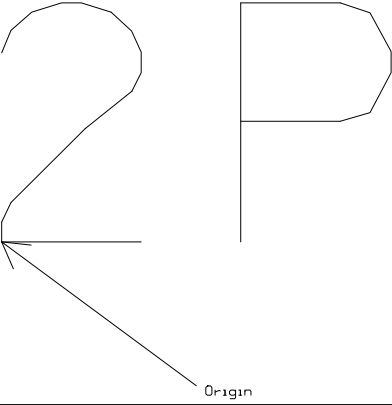
V8 TRAFFIC NOTES & DETAILS.CEL

	<p style="text-align: right;">Origin</p> <table border="1"> <thead> <tr> <th colspan="2">CONDUCTOR</th> <th colspan="6">TABLE</th> </tr> <tr> <th rowspan="2">AWG SIZE OR CABLE TYPE</th> <th rowspan="2">PHASE</th> <th rowspan="2">POLE OR CIRCUIT</th> <th colspan="6">CONDUIT SIZE & RUN</th> </tr> <tr> <th>3' </th> <th>3' </th> <th>3' </th> <th>3' </th> <th>2-3' </th> <th>3' </th> </tr> </thead> <tbody> <tr> <td rowspan="4">3</td> <td rowspan="4">CONDUCTORS</td> <td>POLE - A</td> <td>-</td><td>-</td><td>-</td><td>-</td><td>-</td><td>-</td> </tr> <tr> <td>POLE - B</td> <td>-</td><td>-</td><td>-</td><td>-</td><td>-</td><td>-</td> </tr> <tr> <td>POLE - C</td> <td>-</td><td>-</td><td>-</td><td>-</td><td>-</td><td>-</td> </tr> <tr> <td>POLE - D</td> <td>-</td><td>-</td><td>-</td><td>-</td><td>-</td><td>-</td> </tr> <tr> <td rowspan="4">12</td> <td rowspan="4">CONDUCTORS</td> <td></td> <td>-</td><td>-</td><td>-</td><td>-</td><td>-</td> </tr> <tr> <td></td> <td>-</td><td>-</td><td>-</td><td>-</td><td>-</td> </tr> <tr> <td></td> <td>-</td><td>-</td><td>-</td><td>-</td><td>-</td> </tr> <tr> <td></td> <td>-</td><td>-</td><td>-</td><td>-</td><td>-</td> </tr> <tr> <td colspan="8">TOTAL 3 AND 12 CONDUCTOR CABLES</td> </tr> <tr> <td>NO. 6</td> <td colspan="7">SIGNAL SERVICE</td> </tr> <tr> <td>NO. 8</td> <td colspan="7">COMMON GROUND</td> </tr> <tr> <td>NO. 10</td> <td colspan="7">LIGHTING</td> </tr> <tr> <td>6 PAIR NO.22 (SIC)</td> <td colspan="7">INTERCONNECT CABLE</td> </tr> <tr> <td></td> <td colspan="7">LOOP DETECTOR</td> </tr> <tr> <td>TYPE</td> <td colspan="7">"</td> </tr> <tr> <td>'B'</td> <td colspan="7">"</td> </tr> <tr> <td>DLC</td> <td colspan="7">"</td> </tr> <tr> <td></td> <td colspan="7">"</td> </tr> <tr> <td></td> <td colspan="7">"</td> </tr> <tr> <td colspan="8">EMERGENCY VEHICLE DETECTOR (EV-DLC)</td> </tr> <tr> <td colspan="8">TOTAL CABLES AND CONDUCTORS</td> </tr> </tbody> </table>	CONDUCTOR		TABLE						AWG SIZE OR CABLE TYPE	PHASE	POLE OR CIRCUIT	CONDUIT SIZE & RUN						3'	3'	3'	3'	2-3'	3'	3	CONDUCTORS	POLE - A	-	-	-	-	-	-	POLE - B	-	-	-	-	-	-	POLE - C	-	-	-	-	-	-	POLE - D	-	-	-	-	-	-	12	CONDUCTORS		-	-	-	-	-		-	-	-	-	-		-	-	-	-	-		-	-	-	-	-	TOTAL 3 AND 12 CONDUCTOR CABLES								NO. 6	SIGNAL SERVICE							NO. 8	COMMON GROUND							NO. 10	LIGHTING							6 PAIR NO.22 (SIC)	INTERCONNECT CABLE								LOOP DETECTOR							TYPE	"							'B'	"							DLC	"								"								"							EMERGENCY VEHICLE DETECTOR (EV-DLC)								TOTAL CABLES AND CONDUCTORS							
CONDUCTOR		TABLE																																																																																																																																																																																						
AWG SIZE OR CABLE TYPE	PHASE	POLE OR CIRCUIT	CONDUIT SIZE & RUN																																																																																																																																																																																					
			3'	3'	3'	3'	2-3'	3'																																																																																																																																																																																
3	CONDUCTORS	POLE - A	-	-	-	-	-	-																																																																																																																																																																																
		POLE - B	-	-	-	-	-	-																																																																																																																																																																																
		POLE - C	-	-	-	-	-	-																																																																																																																																																																																
		POLE - D	-	-	-	-	-	-																																																																																																																																																																																
12	CONDUCTORS		-	-	-	-	-																																																																																																																																																																																	
			-	-	-	-	-																																																																																																																																																																																	
			-	-	-	-	-																																																																																																																																																																																	
			-	-	-	-	-																																																																																																																																																																																	
TOTAL 3 AND 12 CONDUCTOR CABLES																																																																																																																																																																																								
NO. 6	SIGNAL SERVICE																																																																																																																																																																																							
NO. 8	COMMON GROUND																																																																																																																																																																																							
NO. 10	LIGHTING																																																																																																																																																																																							
6 PAIR NO.22 (SIC)	INTERCONNECT CABLE																																																																																																																																																																																							
	LOOP DETECTOR																																																																																																																																																																																							
TYPE	"																																																																																																																																																																																							
'B'	"																																																																																																																																																																																							
DLC	"																																																																																																																																																																																							
	"																																																																																																																																																																																							
	"																																																																																																																																																																																							
EMERGENCY VEHICLE DETECTOR (EV-DLC)																																																																																																																																																																																								
TOTAL CABLES AND CONDUCTORS																																																																																																																																																																																								
<p>NAME: CIRCLE 2 CHAR</p> <p>DESCRIPTION: CIRCLE NOTE WITH 2 CHAR</p>	<p>NAME: CONDUCTOR TBL</p> <p>DESCRIPTION: CONDUCTOR TABLE</p>																																																																																																																																																																																							
<p style="text-align: right;">Origin</p>	<p style="text-align: right;">Origin</p> <table border="1"> <thead> <tr> <th colspan="4">DETECTOR ASSIGNMENT</th> </tr> <tr> <th>DET.</th> <th>PHASE</th> <th>SLOT</th> <th>FIELD TERMINAL</th> </tr> </thead> <tbody> <tr><td>1</td><td>2</td><td>I2U</td><td>T2-5 & 6</td></tr> <tr><td>2</td><td>2</td><td>I2L</td><td>T2-7 & 8</td></tr> <tr><td>3</td><td>2</td><td>I3U</td><td>T2-9 & 10</td></tr> <tr><td>4</td><td>5</td><td>J1U</td><td>T3-1 & 2</td></tr> <tr><td>5</td><td>4</td><td>I6U</td><td>T4-9 & 10</td></tr> <tr><td>6</td><td>4</td><td>I6L</td><td>T4-11 & 12</td></tr> <tr><td>7</td><td>7</td><td>J5U</td><td>T5-5 & 6</td></tr> <tr><td>8</td><td>6</td><td>J2U</td><td>T3-5 & 6</td></tr> <tr><td>9</td><td>6</td><td>J2L</td><td>T3-7 & 8</td></tr> <tr><td>10</td><td>6</td><td>J3U</td><td>T3-9 & 10</td></tr> <tr><td>11</td><td>1</td><td>I1U</td><td>T2-1 & 2</td></tr> <tr><td>12</td><td>8</td><td>J6U</td><td>T5-9 & 10</td></tr> <tr><td>13</td><td>8</td><td>J6L</td><td>T5-11 & 12</td></tr> <tr><td>14</td><td>3</td><td>I5U</td><td>T4-5 & 6</td></tr> <tr><td>PPB</td><td>2</td><td>I12U</td><td>T8-4 & COM 6</td></tr> <tr><td>PPB</td><td>4</td><td>I12L</td><td>T8-5 & COM 6</td></tr> <tr><td>PPB</td><td>6</td><td>I13U</td><td>T8-7 & COM 9</td></tr> <tr><td>PPB</td><td>8</td><td>I13L</td><td>T8-8 & COM 9</td></tr> <tr><td>EVA</td><td>2+5</td><td>J12U</td><td>T9-4 & COM 6</td></tr> <tr><td>EVB</td><td>4</td><td>J13U</td><td>T9-7 & COM 9</td></tr> <tr><td>EVC</td><td>1+6</td><td>J12L</td><td>T9-5 & COM 6</td></tr> <tr><td>EVD</td><td>8</td><td>J13L</td><td>T9-8 & COM 9</td></tr> <tr><td>FLASH</td><td>-</td><td>I14U</td><td>T8-10 & COM 12</td></tr> </tbody> </table>	DETECTOR ASSIGNMENT				DET.	PHASE	SLOT	FIELD TERMINAL	1	2	I2U	T2-5 & 6	2	2	I2L	T2-7 & 8	3	2	I3U	T2-9 & 10	4	5	J1U	T3-1 & 2	5	4	I6U	T4-9 & 10	6	4	I6L	T4-11 & 12	7	7	J5U	T5-5 & 6	8	6	J2U	T3-5 & 6	9	6	J2L	T3-7 & 8	10	6	J3U	T3-9 & 10	11	1	I1U	T2-1 & 2	12	8	J6U	T5-9 & 10	13	8	J6L	T5-11 & 12	14	3	I5U	T4-5 & 6	PPB	2	I12U	T8-4 & COM 6	PPB	4	I12L	T8-5 & COM 6	PPB	6	I13U	T8-7 & COM 9	PPB	8	I13L	T8-8 & COM 9	EVA	2+5	J12U	T9-4 & COM 6	EVB	4	J13U	T9-7 & COM 9	EVC	1+6	J12L	T9-5 & COM 6	EVD	8	J13L	T9-8 & COM 9	FLASH	-	I14U	T8-10 & COM 12																																																																																			
DETECTOR ASSIGNMENT																																																																																																																																																																																								
DET.	PHASE	SLOT	FIELD TERMINAL																																																																																																																																																																																					
1	2	I2U	T2-5 & 6																																																																																																																																																																																					
2	2	I2L	T2-7 & 8																																																																																																																																																																																					
3	2	I3U	T2-9 & 10																																																																																																																																																																																					
4	5	J1U	T3-1 & 2																																																																																																																																																																																					
5	4	I6U	T4-9 & 10																																																																																																																																																																																					
6	4	I6L	T4-11 & 12																																																																																																																																																																																					
7	7	J5U	T5-5 & 6																																																																																																																																																																																					
8	6	J2U	T3-5 & 6																																																																																																																																																																																					
9	6	J2L	T3-7 & 8																																																																																																																																																																																					
10	6	J3U	T3-9 & 10																																																																																																																																																																																					
11	1	I1U	T2-1 & 2																																																																																																																																																																																					
12	8	J6U	T5-9 & 10																																																																																																																																																																																					
13	8	J6L	T5-11 & 12																																																																																																																																																																																					
14	3	I5U	T4-5 & 6																																																																																																																																																																																					
PPB	2	I12U	T8-4 & COM 6																																																																																																																																																																																					
PPB	4	I12L	T8-5 & COM 6																																																																																																																																																																																					
PPB	6	I13U	T8-7 & COM 9																																																																																																																																																																																					
PPB	8	I13L	T8-8 & COM 9																																																																																																																																																																																					
EVA	2+5	J12U	T9-4 & COM 6																																																																																																																																																																																					
EVB	4	J13U	T9-7 & COM 9																																																																																																																																																																																					
EVC	1+6	J12L	T9-5 & COM 6																																																																																																																																																																																					
EVD	8	J13L	T9-8 & COM 9																																																																																																																																																																																					
FLASH	-	I14U	T8-10 & COM 12																																																																																																																																																																																					
<p>NAME: DATE STAMP</p> <p>DESCRIPTION: Last Edit Date</p>	<p>NAME: DETECTOR SCHED</p> <p>DESCRIPTION: DETECTOR SCHEDULE</p>																																																																																																																																																																																							

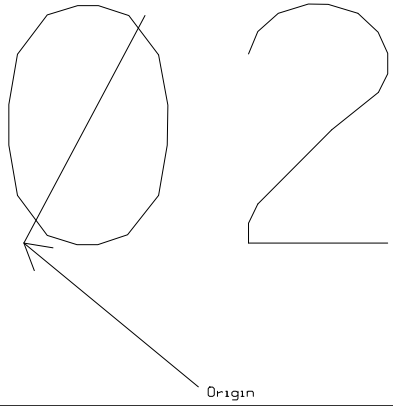
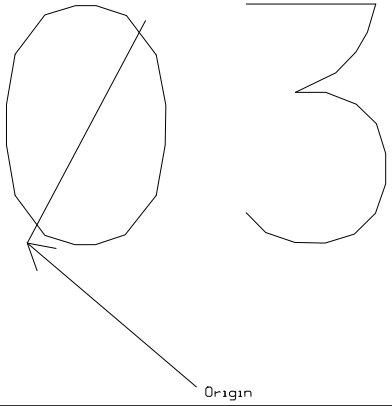
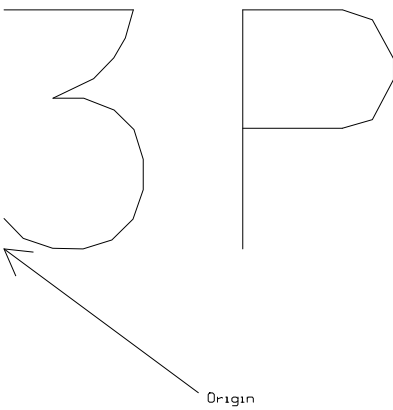

V8 TRAFFIC NOTES & DETAILS.CEL

 <p>LEGEND: EXISTING CONDITIONS SHOWN IN LIGHTER HALF-TONE: PROPOSED IMPROVEMENTS SHOWN IN DARKER FULL-TONE: SALVAGED AND REUSED/RELOCATED EQUIPMENT SHOWN DASHED:</p>	 <p>LOCATION MAP</p>
<p>NAME: LEGEND</p> <p>DESCRIPTION: LEGEND TONE NOTE</p>	<p>NAME: LOCATION MAP</p> <p>DESCRIPTION: LOCATION MAP</p>
 <p>SCALE: 1"=20'</p>	 <p>DETAIL 1A" NOT TO SCALE</p>
<p>NAME: NORTH</p> <p>DESCRIPTION: NORTH ARROW</p>	<p>NAME: PAVING DETAIL</p> <p>DESCRIPTION: PAVING DETAIL</p>

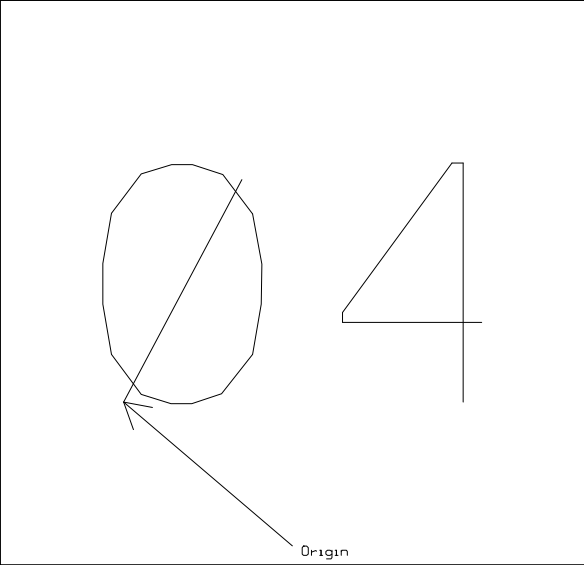

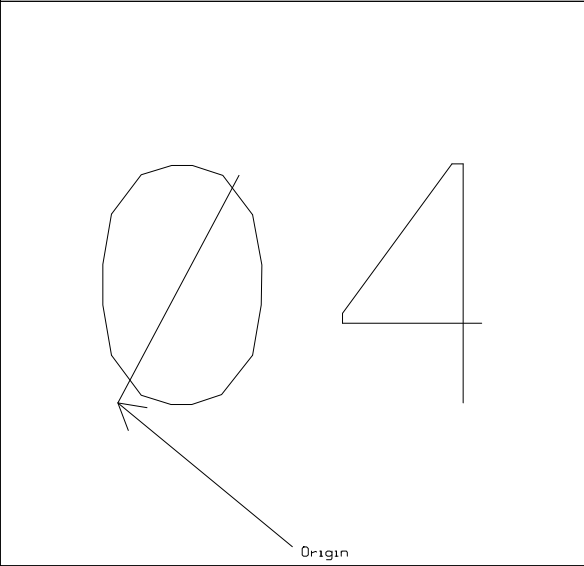

V8 TRAFFIC NOTES & DETAILS.CEL

	
<p>NAME: PHASE 01</p> <p>DESCRIPTION: PHASE 01</p>	<p>NAME: PHASE 01 RED</p> <p>DESCRIPTION: PHASE 01 REDUCED</p>
	
<p>NAME: PHASE 02</p> <p>DESCRIPTION: PHASE 02</p>	<p>NAME: PHASE 02 PED RED</p> <p>DESCRIPTION: PHASE 02 PED REDUCED</p>

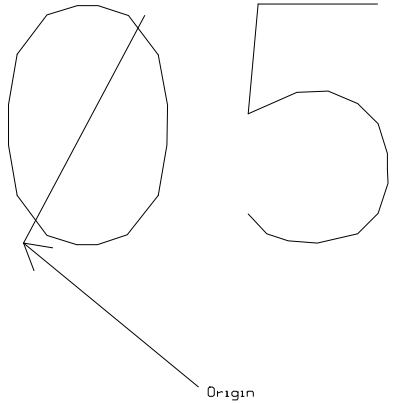
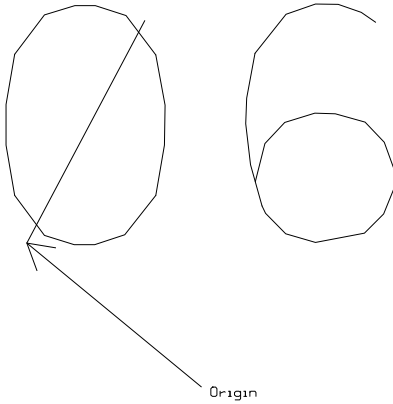
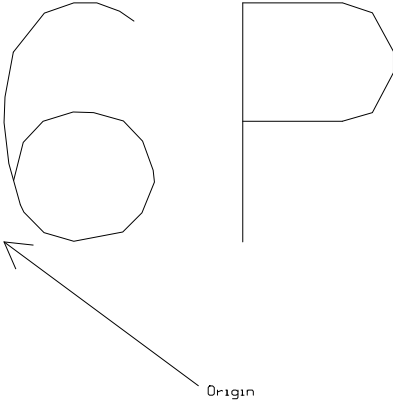
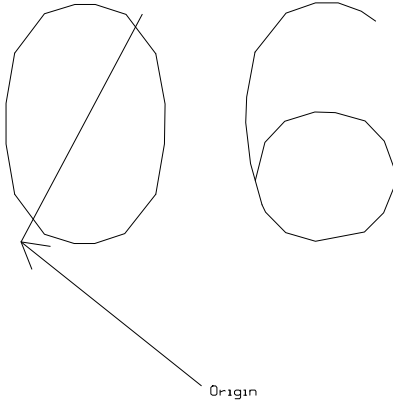
V8 TRAFFIC NOTES & DETAILS.CEL

	
<p>NAME: PHASE 02 RED</p> <p>DESCRIPTION: PHASE 02 REDUCED</p>	<p>NAME: PHASE 03</p> <p>DESCRIPTION: PHASE 03</p>
	
<p>NAME: PHASE 03 PED RED</p> <p>DESCRIPTION: PHASE 03 PED REDUCED</p>	<p>NAME: PHASE 03 RED</p> <p>DESCRIPTION: PHASE 03 REDUCED</p>

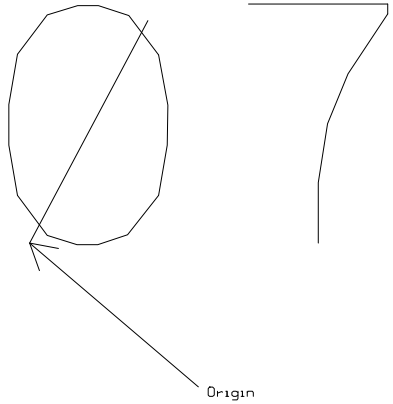
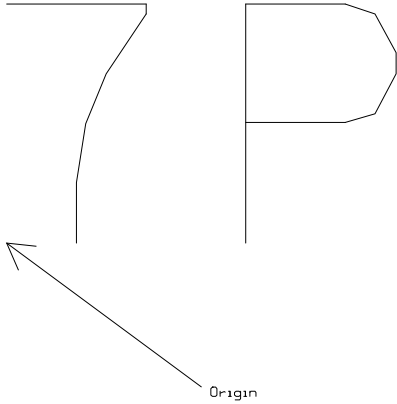
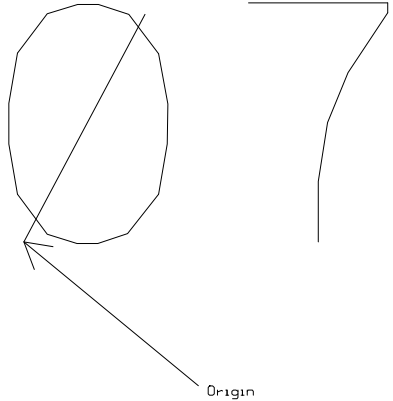
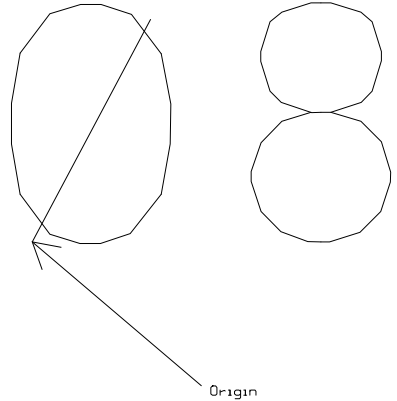
V8 TRAFFIC NOTES & DETAILS.CEL

	
<p>NAME: PHASE 04</p> <p>DESCRIPTION: PHASE 04</p>	<p>NAME: PHASE 04 PED RED</p> <p>DESCRIPTION: PHASE 04 PED REDUCED</p>
	
<p>NAME: PHASE 04 RED</p> <p>DESCRIPTION: PHASE 04 REDUCED</p>	<p>NAME: PHASE 05</p> <p>DESCRIPTION: PHASE 05</p>

V8 TRAFFIC NOTES & DETAILS.CEL

	
<p>NAME: PHASE 05 RED</p> <p>DESCRIPTION: PHASE 05 REDUCED</p>	<p>NAME: PHASE 06</p> <p>DESCRIPTION: PHASE 06</p>
	
<p>NAME: PHASE 06 PED RED</p> <p>DESCRIPTION: PHASE 06 PED REDUCED</p>	<p>NAME: PHASE 06 RED</p> <p>DESCRIPTION: PHASE 06 REDUCED</p>

V8 TRAFFIC NOTES & DETAILS.CEL

	
<p>NAME: PHASE 07</p> <p>DESCRIPTION: PHASE 07</p>	<p>NAME: PHASE 07 PED RED</p> <p>DESCRIPTION: PHASE 07 PED REDUCED</p>
	
<p>NAME: PHASE 07 RED</p> <p>DESCRIPTION: PHASE 07 REDUCED</p>	<p>NAME: PHASE 08</p> <p>DESCRIPTION: PHASE 08</p>

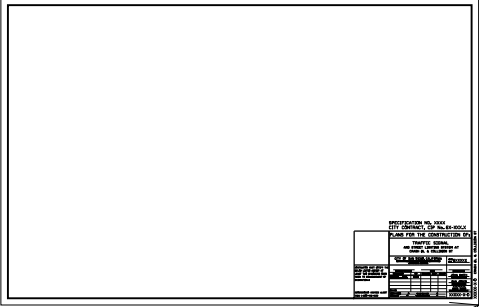
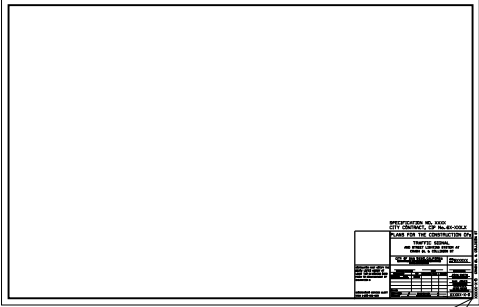
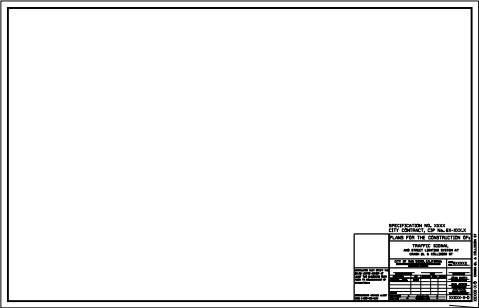
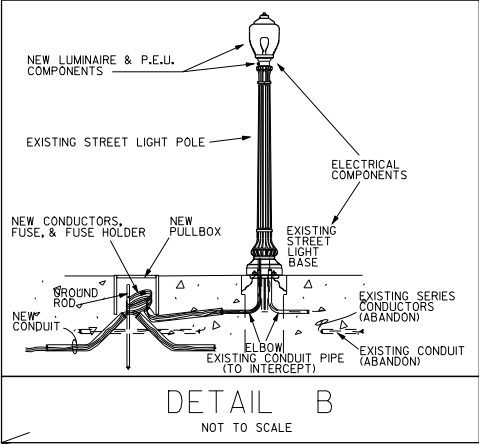
V8 TRAFFIC NOTES & DETAILS.CEL

<p>NAME: PHASE 08 PED RED</p> <p>DESCRIPTION: PHASE 08 PED REDUCED</p>	<p>NAME: PHASE 08 RED</p> <p>DESCRIPTION: PHASE 08 REDUCED</p>																				
<table border="1" style="width: 100%; text-align: center;"> <thead> <tr> <th colspan="2">PHASE</th> <th colspan="2">DIAGRAM</th> </tr> </thead> <tbody> <tr> <td></td> <td></td> <td></td> <td></td> </tr> <tr> <td>01</td> <td>02</td> <td>03</td> <td>04</td> </tr> <tr> <td></td> <td></td> <td></td> <td></td> </tr> <tr> <td>05</td> <td>06</td> <td>07</td> <td>08</td> </tr> </tbody> </table> <p>FLASHING OPERATION SHALL BE ALL RED.</p>	PHASE		DIAGRAM						01	02	03	04					05	06	07	08	<p style="text-align: center;">PLACEMENT DETAIL NOT TO SCALE</p>
PHASE		DIAGRAM																			
01	02	03	04																		
05	06	07	08																		
<p>NAME: PHASED</p> <p>DESCRIPTION: PHASE DIAGRAM</p>	<p>NAME: PLACE DETAIL</p> <p>DESCRIPTION: PLACEMENT DETAIL</p>																				

V8 TRAFFIC NOTES & DETAILS.CEL

	<table border="1"> <thead> <tr> <th colspan="4">POLE</th> <th colspan="4">SCHEDULE</th> <th rowspan="2">REMARKS</th> </tr> <tr> <th>NO.</th> <th>TYPE</th> <th>STANDARD HGT. SIG. M.A. LUM. M.A.</th> <th>LUMINAIRE CO-SPS</th> <th>PLACEMENT A B</th> <th>SIGNAL MOUNTING VEHICLE</th> <th>PEDESTRIAN SIGNAL</th> <th>PPB</th> </tr> </thead> <tbody> <tr> <td>①</td> <td>-</td> <td>-</td> <td>-</td> <td>-</td> <td>-</td> <td>-</td> <td>-</td> <td>-</td> </tr> <tr> <td>②</td> <td>-</td> <td>-</td> <td>-</td> <td>-</td> <td>-</td> <td>-</td> <td>-</td> <td>-</td> </tr> <tr> <td>③</td> <td>-</td> <td>-</td> <td>-</td> <td>-</td> <td>-</td> <td>-</td> <td>-</td> <td>-</td> </tr> <tr> <td>④</td> <td>-</td> <td>-</td> <td>-</td> <td>-</td> <td>-</td> <td>-</td> <td>-</td> <td>-</td> </tr> </tbody> </table>	POLE				SCHEDULE				REMARKS	NO.	TYPE	STANDARD HGT. SIG. M.A. LUM. M.A.	LUMINAIRE CO-SPS	PLACEMENT A B	SIGNAL MOUNTING VEHICLE	PEDESTRIAN SIGNAL	PPB	①	-	-	-	-	-	-	-	-	②	-	-	-	-	-	-	-	-	③	-	-	-	-	-	-	-	-	④	-	-	-	-	-	-	-	-
POLE				SCHEDULE				REMARKS																																														
NO.	TYPE	STANDARD HGT. SIG. M.A. LUM. M.A.	LUMINAIRE CO-SPS	PLACEMENT A B	SIGNAL MOUNTING VEHICLE	PEDESTRIAN SIGNAL	PPB																																															
①	-	-	-	-	-	-	-	-																																														
②	-	-	-	-	-	-	-	-																																														
③	-	-	-	-	-	-	-	-																																														
④	-	-	-	-	-	-	-	-																																														
<p>NAME: PLACE DETAIL ALT.</p> <p>DESCRIPTION: PLACEMENT DETAIL ALT.</p>	<p>NAME: POLE SCHD</p> <p>DESCRIPTION: POLE SCHEDULE</p>																																																					
<p>NAME: R73-7M DETAIL</p> <p>DESCRIPTION: PPLT SIGN DETAIL</p>	<p>NAME: SCALE NOTE</p> <p>DESCRIPTION: SCALE NOTE</p>																																																					

V8 TRAFFIC NOTES & DETAILS.CEL

	
<p>NAME: SHEET 20 SCALE TRAF</p> <p>DESCRIPTION: SHEET 20 SCALE TRAF</p>	<p>NAME: SHEET 30 SCALE TRAF</p> <p>DESCRIPTION: SHEET 30 SCALE TRAF</p>
	
<p>NAME: SHEET 40 SCALE TRAF</p> <p>DESCRIPTION: SHEET 40 SCALE TRAF</p>	<p>NAME: STREE LIGHT CONVER DETAIL</p> <p>DESCRIPTION: ACORN STREET LIGHT CONVER. DETAIL</p>

V8 TRAFFIC NOTES & DETAILS.CEL

<p style="text-align: center;">SPECIFICATION NO. XXXX CITY CONTRACT, CIP No. 6X-XXX.X</p> <p style="text-align: center;">PLANS FOR THE CONSTRUCTION OF: TRAFFIC SIGNAL AND STREET LIGHTING SYSTEM AT CRASH BL & COLLISION ST</p> <p style="text-align: center;">CITY OF SAN DIEGO, CALIFORNIA ENGINEERING & CAPITAL PROJECTS DEPARTMENT SHEET 1 OF 1 SHEETS</p> <p style="text-align: right;">NO. 6XXXXX</p> <p>CONTRACTOR MUST NOTIFY THE BELOW LISTED AGENCY AT LEAST TWO (2) WORKING DAYS PRIOR TO COMMENCEMENT OF EXCAVATION:</p> <table border="1" style="width: 100%;"> <tr> <th colspan="2">FOR CITY ENGINEER</th> <th colspan="2">DATE</th> <th colspan="2">SECTION HEAD</th> </tr> <tr> <td>DESCRIPTION</td> <td>BY</td> <td>APPROVED</td> <td>DATE</td> <td>FILMED</td> <td>PROJECT NUMBER</td> </tr> <tr> <td>PER G-33 OR G-35</td> <td>JONES</td> <td></td> <td></td> <td></td> <td>JOHN SMITH</td> </tr> <tr> <td colspan="5"></td> <td>DESIGN ENGINEER</td> </tr> <tr> <td colspan="5"></td> <td>SAM JONES</td> </tr> <tr> <td colspan="5"></td> <td>XXX-XXXX</td> </tr> <tr> <td colspan="5"></td> <td>1549-4450</td> </tr> <tr> <td colspan="5"></td> <td>LOWEST PRIORITY</td> </tr> </table> <p>AS-BUILT CONTRACTOR _____ DATE STARTED _____ INSPECTOR _____ DATE COMPLETED _____</p> <p>UNDERGROUND SERVICE ALERT (USA) 1-800-422-4133</p> <p style="text-align: right; font-size: small;">CRASH BL & COLLISION ST XXXXX-X-D</p> <p style="text-align: center;">Origin</p>	FOR CITY ENGINEER		DATE		SECTION HEAD		DESCRIPTION	BY	APPROVED	DATE	FILMED	PROJECT NUMBER	PER G-33 OR G-35	JONES				JOHN SMITH						DESIGN ENGINEER						SAM JONES						XXX-XXXX						1549-4450						LOWEST PRIORITY	<p style="text-align: center;">TYPICAL TRENCH LOCATIONS</p> <p style="text-align: center;">Origin</p>
FOR CITY ENGINEER		DATE		SECTION HEAD																																													
DESCRIPTION	BY	APPROVED	DATE	FILMED	PROJECT NUMBER																																												
PER G-33 OR G-35	JONES				JOHN SMITH																																												
					DESIGN ENGINEER																																												
					SAM JONES																																												
					XXX-XXXX																																												
					1549-4450																																												
					LOWEST PRIORITY																																												
<p>NAME: TITLE BLOCK 30 SCALE</p> <p>DESCRIPTION: TITLE BLOCK 30 SCALE</p>	<p>NAME: TRENCH LOCATION DETAIL</p> <p>DESCRIPTION: TRENCH LOCATION DETAIL</p>																																																
<p style="text-align: center;">Origin</p>	<p style="text-align: center;">Origin</p>																																																
<p>NAME: TRIANGLE 1 CHAR</p> <p>DESCRIPTION: TRIANGLE NOTE WITH 1 CHAR</p>	<p>NAME: TRIANGLE 2 CHAR</p> <p>DESCRIPTION: TRIANGLE NOTE WITH 2 CHAR</p>																																																

V8 TRAFFIC NOTES & DETAILS.CEL

<p style="text-align: right;">Origin</p> <p><u>WORK TO BE DONE:</u></p> <ol style="list-style-type: none"> 1. <u>PULLBOXES AND CONDUITS:</u> <ol style="list-style-type: none"> 1a. PULLBOXES ARE NO. 6, UNLESS OTHERWISE NOTED ON THIS PLAN. 1b. ALL CONDUIT DEPTH MUST BE A MINIMUM OF 18" BELOW THE PAVEMENT SURFACE OR 3" BELOW THE BOTTOM OF THE PAVEMENT, WHICHEVER IS GREATER. 1c. CONDUIT SHALL BE 3" DIAMETER, UNLESS OTHERWISE NOTED IN THE CONDUCTOR TABLE OR SHOWN ON THIS PLAN. 2. LOCATIONS OF ALL UNDERGROUND UTILITIES ARE APPROXIMATE, THE CONTRACTOR SHALL DETERMINE THE EXACT LOCATIONS AND VERIFY ALL CONDITIONS ON THE JOB SITE. 3. THE CONTRACTOR SHALL, PER SECTION 7-10.12 OF THE SPECIAL PROVISIONS, PREPARE TRAFFIC CONTROL PLANS AND SHALL CALL THE FIELD ENGINEERING TRAFFIC CONTROL SECTION AT (858) 495-4741 FOR AN APPOINTMENT TO APPLY FOR A TRAFFIC CONTROL PLAN (TCP PERMIT). THE CONTRACTOR SHALL ALLOW A MINIMUM OF TWO (2) WORKING DAYS PRIOR TO STARTING WORK (EVEN IS WORKING DAYS FOR STREET CLOSURES). UPON APPROVAL OF THE TRAFFIC CONTROL PLAN, THE FIELD ENGINEERING TRAFFIC CONTROL SECTION WILL ISSUE THE TCP PERMIT. WORK SHALL NOT BEGIN IN THE PUBLIC ROADWAY WITHOUT THE TCP PERMIT. 4. ALL TRAFFIC SIGNAL POLE FOUNDATIONS SHALL HAVE A 3" CONDUIT INSTALLED TO AN ADJACENT NO. 6 PULLBOX. THE CONTROLLER FOUNDATION SHALL HAVE A SPARE 3" CONDUIT STUBBED OUT TO THE ADJACENT PULL BOX FOR FUTURE USE. 5. LOCATION, POSITIONING, AND INSTALLATION OF SIGNAL EQUIPMENT, LOOP DETECTORS, TRAFFIC SIGNS, TRAFFIC STRIPING, PAVEMENT AND CURB MARKINGS: <ol style="list-style-type: none"> 5a. THE CONTRACTOR, WITH THE APPROVAL OF THE CITY RESIDENT ENGINEER, IS RESPONSIBLE FOR LOCATING, MARKING THE LAYOUT, AND INSTALLATION OF ALL SIGNAL AND LIGHTING EQUIPMENT. 5b. THE CONTRACTOR, WITH THE APPROVAL OF THE CITY'S DESIGNATED TRAFFIC ENGINEER, IS RESPONSIBLE FOR LOCATING, MARKING THE LAYOUT, AND INSTALLATION OF ALL LOOP DETECTORS, TRAFFIC SIGNS (EXCEPT "D" SERIES STREET NAME SIGNS), TRAFFIC STRIPING, PAVEMENT AND CURB MARKINGS. 5c. THE CONTRACTOR SHALL OBTAIN THE APPROVALS FOR THE ITEMS NOTED IN 5a AND 5b PRIOR TO INSTALLATION. 5d. AS SHOWN ON THIS PLAN, CONTRACTOR SHALL INSTALL 6" DIAMETER TYPE E LOOP DETECTORS, WITH 10' SPACING, AND CENTERED IN THE TRAVEL PORTION OF EACH LANE (UNLESS OTHERWISE NOTED). 5e. THE CONTRACTOR SHALL NOT PERFORM ANY PARKING REMOVAL LESS THAN 15 WORKING DAYS AFTER LOCATION APPROVAL. 5f. THE CONTRACTOR IS RESPONSIBLE FOR THE REMOVAL OF ALL CONFLICTING STRIPING AND PAVEMENT MARKINGS BY SANDBLASTING/GRINDING (METHOD TO BE DETERMINED BY THE CITY RESIDENT ENGINEER). 	<p style="text-align: right;">Origin</p> <p><u>WORK TO BE DONE:</u></p> <p>THE IMPROVEMENTS CONSIST OF THE FOLLOWING WORK TO BE DONE ACCORDING TO THESE PLANS AND THE SPECIFICATIONS AND STANDARD DRAWINGS OF THE CITY OF SAN DIEGO.</p> <p><u>STANDARD SPECIFICATIONS:</u></p> <p>STANDARD SPECIFICATIONS FOR PUBLIC WORKS CONSTRUCTION (2000 EDITION), INCLUDING THE REGIONAL AND CITY OF SAN DIEGO SUPPLEMENT AMENDMENTS, DOC. NO. 769845, FILED JULY 21, 2000.</p> <p>CITY OF SAN DIEGO, 1999 STANDARD SPECIAL PROVISIONS FOR SIGNALS, LIGHTING, AND ELECTRICAL SYSTEMS, DOCUMENT NO. 769842, FILED OCTOBER 22, 1999.</p> <p>STATE OF CALIFORNIA, DEPARTMENT OF TRANSPORTATION, MANUAL OF TRAFFIC CONTROLS FOR CONSTRUCTION AND MAINTENANCE WORK ZONES (1996 EDITION), DOCUMENT NO. 769843, FILED JANUARY 24, 2000.</p> <p>STATE OF CALIFORNIA, DEPARTMENT OF TRANSPORTATION, STANDARD SPECIFICATIONS (JULY, 2002), DOCUMENT NO. 769894, FILED JUNE 5, 2003.</p> <p><u>STANDARD DRAWINGS:</u></p> <p>CITY OF SAN DIEGO STANDARD DRAWINGS, DOCUMENT NO. 769846, FILED JULY 21, 2000.</p> <p>STATE OF CALIFORNIA, DEPARTMENT OF TRANSPORTATION, STANDARD PLANS (JULY, 2002), DOCUMENT NO. 769894, FILED JUNE 5, 2003.</p>
<p>NAME: WORK SPEC NOTE 2003</p> <p>DESCRIPTION: WORK SPEC NOTE 2003</p>	<p>NAME: WORK SPEC NOTE 2004</p> <p>DESCRIPTION: WORK SPEC NOTE 2004</p>
<p style="text-align: right;">Origin</p> <p><u>WORK TO BE DONE:</u></p> <p>THE IMPROVEMENTS CONSIST OF THE FOLLOWING WORK TO BE DONE ACCORDING TO THESE PLANS AND THE SPECIFICATIONS AND STANDARD DRAWINGS OF THE CITY OF SAN DIEGO.</p> <p><u>STANDARD SPECIFICATIONS:</u></p> <p>STANDARD SPECIFICATIONS FOR PUBLIC WORKS CONSTRUCTION (2000 EDITION), INCLUDING THE REGIONAL AND CITY OF SAN DIEGO SUPPLEMENT AMENDMENTS, DOC. NO. 769845, FILED JULY 21, 2000.</p> <p>CITY OF SAN DIEGO, 1999 STANDARD SPECIAL PROVISIONS FOR SIGNALS, LIGHTING, AND ELECTRICAL SYSTEMS, DOCUMENT NO. 769842, FILED OCTOBER 22, 1999.</p> <p>STATE OF CALIFORNIA, DEPARTMENT OF TRANSPORTATION, MANUAL OF TRAFFIC CONTROLS FOR CONSTRUCTION AND MAINTENANCE WORK ZONES (1996 EDITION), DOCUMENT NO. 769843, FILED JANUARY 24, 2000.</p> <p>STATE OF CALIFORNIA, DEPARTMENT OF TRANSPORTATION, STANDARD SPECIFICATIONS (JULY, 2002), DOCUMENT NO. 769894, FILED JUNE 5, 2003.</p> <p><u>STANDARD DRAWINGS:</u></p> <p>CITY OF SAN DIEGO STANDARD DRAWINGS, DOCUMENT NO. AEC701042, FILED JULY 01, 2004.</p> <p>STATE OF CALIFORNIA, DEPARTMENT OF TRANSPORTATION, STANDARD PLANS (JULY, 2002), DOCUMENT NO. 769894, FILED JUNE 5, 2003.</p>	
<p>NAME: WORK SPEC NOTE 2005</p> <p>DESCRIPTION: WORK SPEC NOTE 2005</p>	