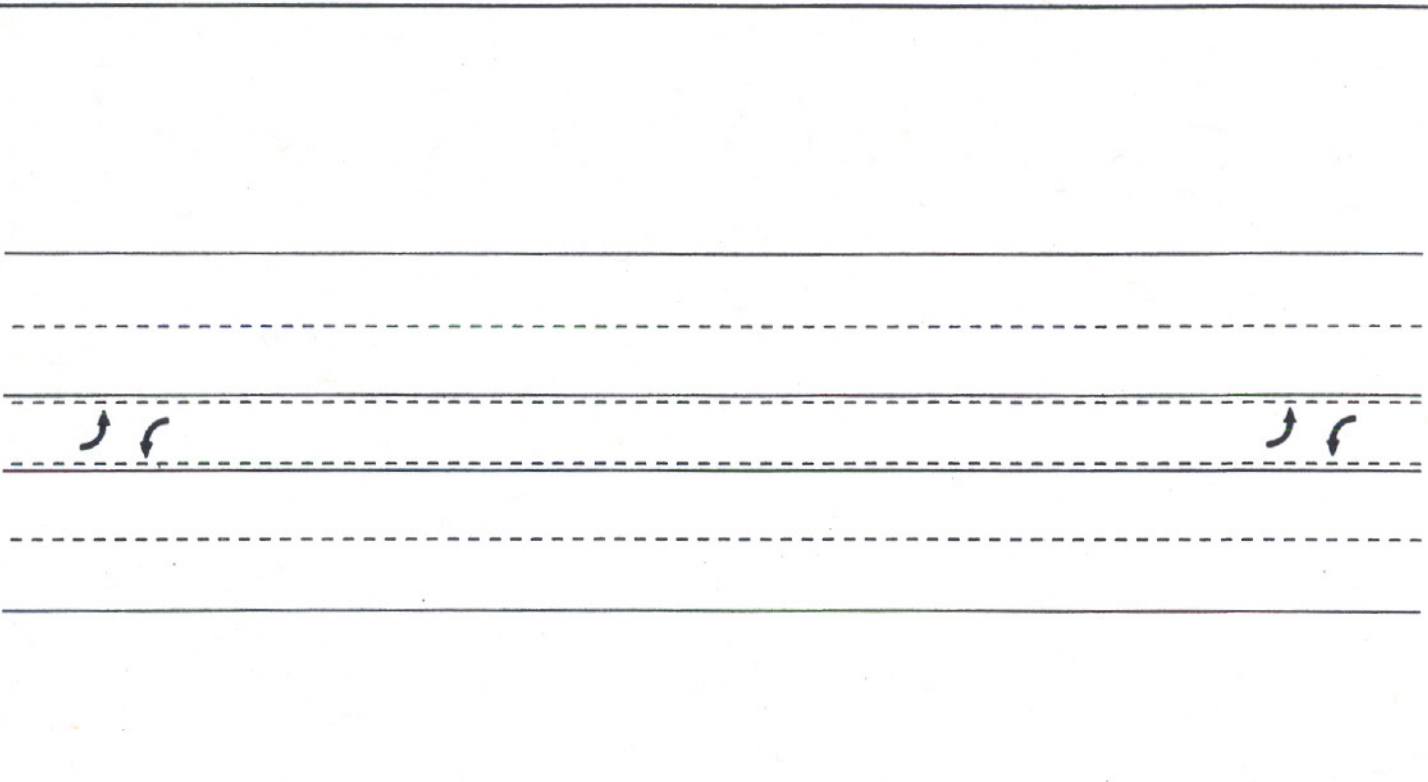


DRAWING NUMBER TC-94

APPENDIX "A"
 SAN DIEGO REGIONAL STANDARD
SPECIAL CONDITIONS WORK AREA
 MULTILANE ROADWAY
 WITH TWO WAY LEFT TURN LANE



LEGEND

- CONE
- ↔ BARRICADE
- FLAGGER
- ▬ SIGN
- FLASHING ARROW SIGN
- ▨ WORK AREA
- ← → TRAFFIC DIRECTION

TRAFFIC ENGINEERS COMMENTS

POSTED SPEED LIMIT	APPROACH SPEED	TAPER LENGTH	SPACING OF CONES	SIGN SPACING

SEE TC-4 FOR SIGN AND CONE SPACING AND TAPER LENGTH

GENERAL NOTES

For hours of darkness, change cones to vertical barricades with steady burn lights.

This plan DOES NOT apply at signalized or multi-way stop intersections. Consult the local jurisdiction when preparing Traffic Control Plans near these intersections.

This plan MAY NOT apply when the work areas affect bike lanes, sidewalks, pedestrian access, and curved or narrow roadways. Consult the approving agency when preparing the Traffic Control Plan for these areas.

Nothing contained on this drawing shall prevent local jurisdictions from modifying, changing, or adopting new specifications deemed necessary. Criteria for position, location, and use of Traffic Control Devices is solely for the purpose of guidance to assist in the set up of the Traffic Control Plans.

TC-5 is required for all Traffic Control Plans.

SUBMITTED BY:
 NAME _____
 AGENCY _____
 ADDRESS _____
 PHONE _____

Revision	By	Approved	Date
DRAWING ORG.	BY		4-91
			10-8-91
			10-4-94


614

Revision	By	Approved	Date
DRAWING	DMV	<i>HCB</i>	4-91
ORIG.		<i>HCB</i>	10-8-91
		<i>HCB</i>	18-4-94

APPENDIX "A"
SAN DIEGO REGIONAL STANDARD

SPECIAL CONDITIONS WORK AREA
MULTILANE ROADWAY
WITH RAISED MEDIAN

DRAWING NUMBER
TC-95



LEGEND

CONE
 BARRICADE
 FLAGGER
 SIGN
 FLASHING ARROW SIGN
 WORK AREA
 TRAFFIC DIRECTION

TRAFFIC ENGINEERS COMMENTS

POSTED SPEED LIMIT	APPROACH SPEED	TAPER LENGTH	SPACING OF CONES	SIGN SPACING

SEE TC-4 FOR SIGN AND CONE SPACING AND TAPER LENGTH

GENERAL NOTES

For hours of darkness, change cones to vertical barricades with steady burn lights.

This plan DOES NOT apply at signalized or multi-way stop intersections. Consult the local jurisdiction when preparing Traffic Control Plans near these intersections.

This plan MAY NOT apply when the work areas affect bike lanes, sidewalks, pedestrian access, and curved or narrow roadways. Consult the approving agency when preparing the Traffic Control Plan for these areas.

Nothing contained on this drawing shall prevent local jurisdictions from modifying changing, or adopting new specifications deemed necessary. Criteria for position, location, and use of Traffic Control Devices is solely for the purpose of guidance to assist in the set up of the Traffic Control Plans.

TC-5 is required for all Traffic Control Plans.

SUBMITTED BY:

NAME _____

AGENCY _____

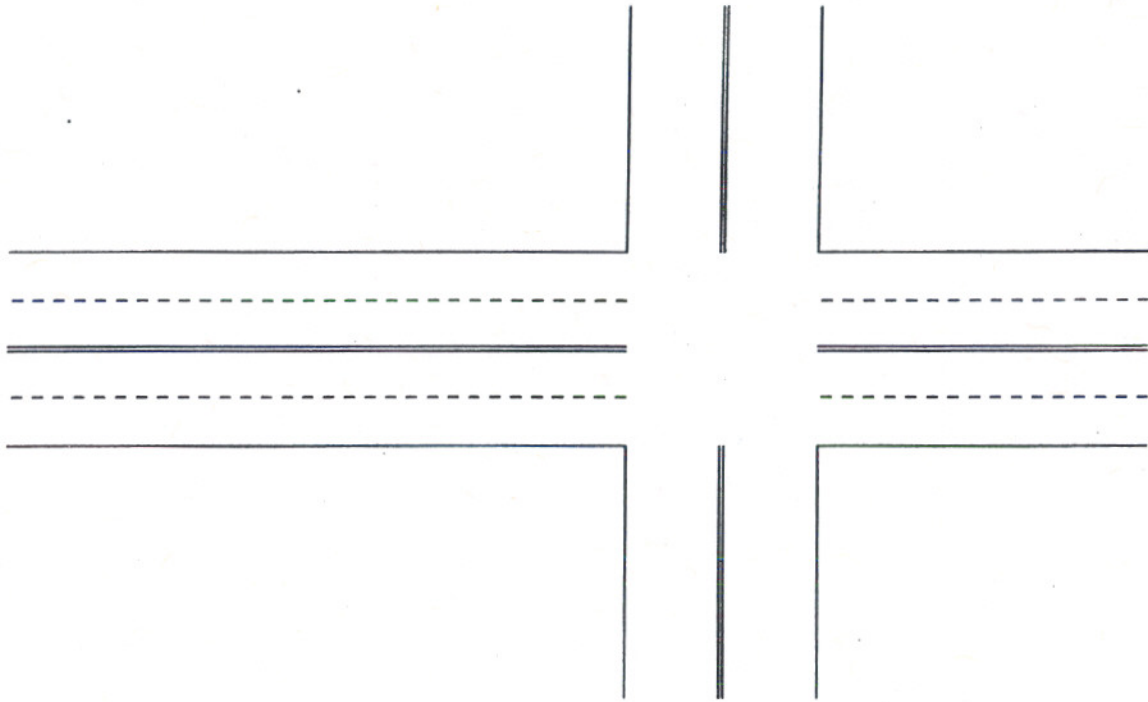
ADDRESS _____

PHONE _____

10/5

DRAWING NUMBER
TC-96

APPENDIX "A"
SAN DIEGO REGIONAL STANDARD
SPECIAL CONDITIONS WORK AREA
INTERSECTION



LEGEND

- CONE
- ⚡ BARRICADE
- ▣ FLAGGER
- ▬ SIGN
- ◻ FLASHING ARROW SIGN
- ▨ WORK AREA
- ↔ TRAFFIC DIRECTION

TRAFFIC ENGINEERS COMMENTS

POSTED SPEED LIMIT	APPROACH SPEED	TAPER LENGTH	SPACING OF CONES	SIGN SPACING

SEE TC-4 FOR SIGN AND CONE SPACING AND TAPER LENGTH

GENERAL NOTES

For hours of darkness, change cones to vertical barricades with steady burn lights.

This plan DOES NOT apply at signalized or multi-way stop intersections. Consult the local jurisdiction when preparing Traffic Control Plans near these intersections.

This plan MAY NOT apply when the work areas affect bike lanes, sidewalks, pedestrian access, and curved or narrow roadways. Consult the approving agency when preparing the Traffic Control Plan for these areas.

Nothing contained on this drawing shall prevent local jurisdictions from modifying, changing, or adopting new specifications deemed necessary. Criteria for position, location, and use of Traffic Control Devices is solely for the purpose of guidance to assist in the set up of the Traffic Control Plans.

TC-5 is required for all Traffic Control Plans.

SUBMITTED BY:


NAME _____
 AGENCY _____
 ADDRESS _____
 PHONE _____

Revision	By	Approved	Date
DRAWING ORC	DMV		4-91
	MAJ	<i>[Signature]</i>	10-8-91
			10-4-94

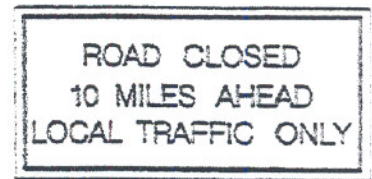
6/6




C1



C2



C3




C3A



C5 (RT)



C5 (LT)



C7




C9A



C12



C13



C14



C18



C19



C20 (RT)



C20 (LT)

Revised	By	Approved	Date
			6-94

APPENDIX "A"
SAN DIEGO REGIONAL STANDARD

TYPICAL CONSTRUCTION SIGNS

DRAWING NUMBER TC-97




C21



C23



C24



C27



C28A
FLAGGER
PADDLE



C28B
FLAGGER
PADDLE



C30



C30A



C36



R1




R7




R16



R17



R18(RT)



R18 (LT)




R26



R34



R34-2



R41



R42

Revision	By	Approved	Date
DRAWING	TRD		9-94

APPENDIX "A"
SAN DIEGO REGIONAL STANDARD

TYPICAL CONSTRUCTION SIGNS

DRAWING NUMBER TC-98



R49M




R96




SR45



W1 (RT)




W1 (LT)




W2 (RT)



W2 (LT)



W11 (LT)



W11 (RT)

Revision	By	Approved	Date
DRAWING	TRD		9-94

APPENDIX "A"
SAN DIEGO REGIONAL STANDARD

TYPICAL CONSTRUCTION SIGNS

DRAWING NUMBER TC-99