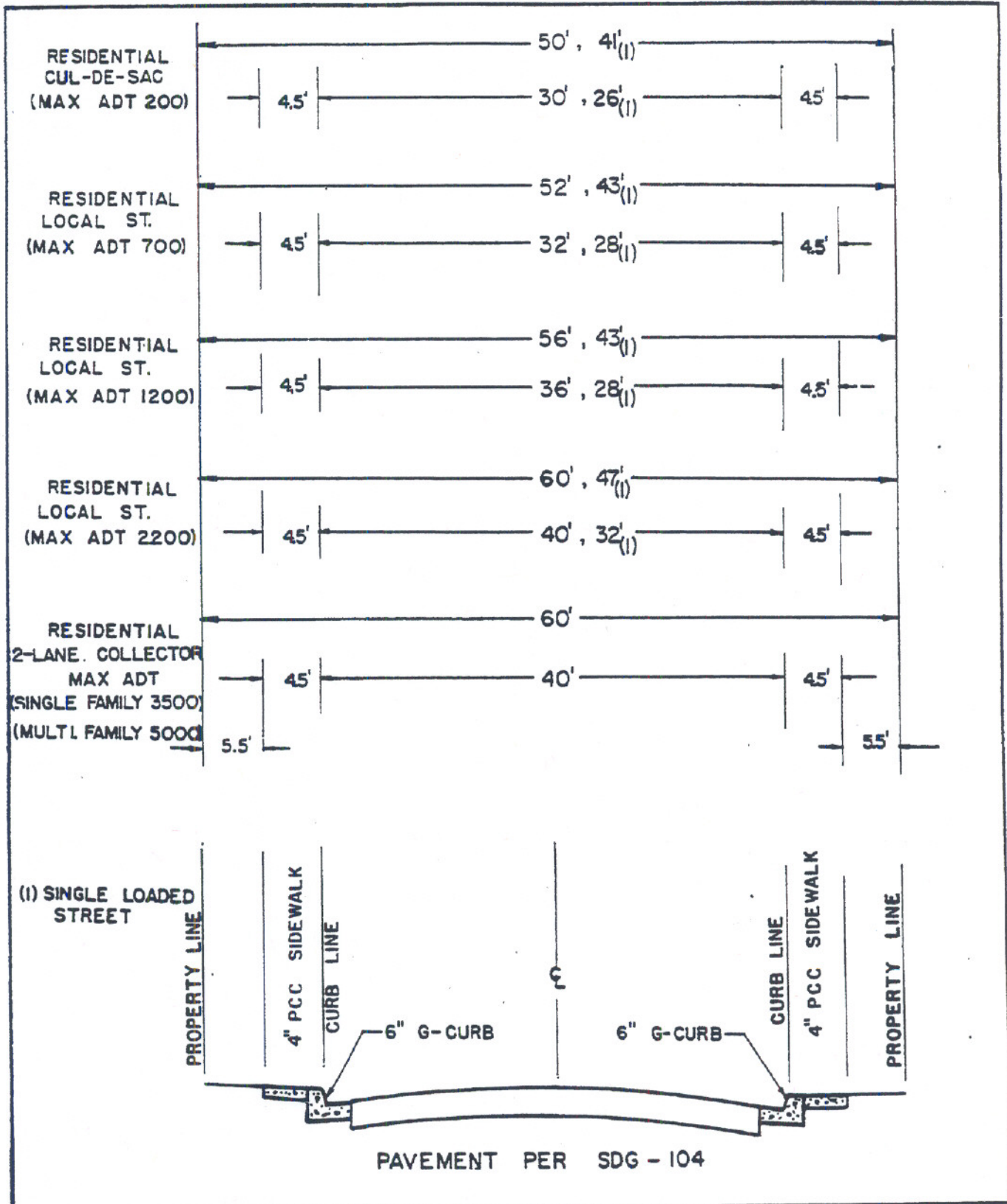


APPENDIX "C"

CITY OF SAN DIEGO DESIGN STANDARDS

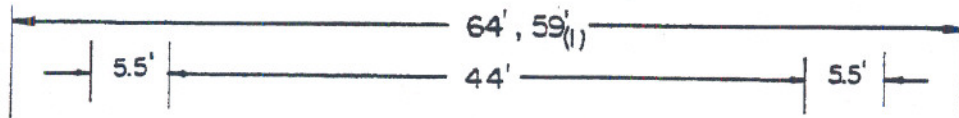
DESIGN STANDARDS

| REVISION | BY | APPROVED | DATE | CITY OF SAN DIEGO - STANDARD DRAWING | DWG. NO. |
|----------|----|----------|------|--------------------------------------|----------|
| | | | | DESIGN STANDARDS | SDDS |
| | | | | | |
| | | | | | |
| | | | | | |

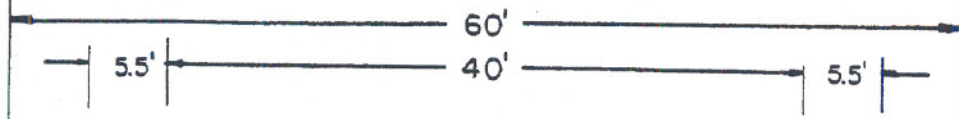


| REVISION | BY | APPROVED | DATE | CITY OF SAN DIEGO - STANDARD DRAWING | DWG. NO. |
|----------|----|-----------------|---------|--|----------|
| | | <i>J. Lacey</i> | 11-8-95 | STANDARD STREET SECTION RESIDENTIAL STREETS | SDDS-102 |
| | | | | | |
| | | | | | |
| | | | | | |

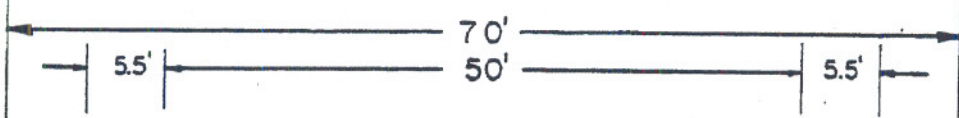
INDUSTRIAL
LOCAL STREET
(MAX ADT 2000)



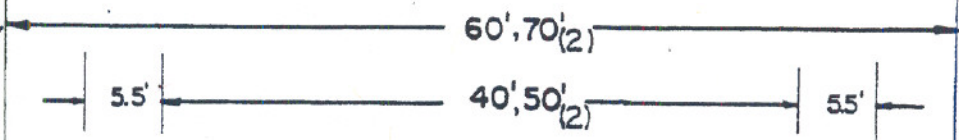
COMMERCIAL
2-LANE COLLECTOR
(MAX ADT 5000)



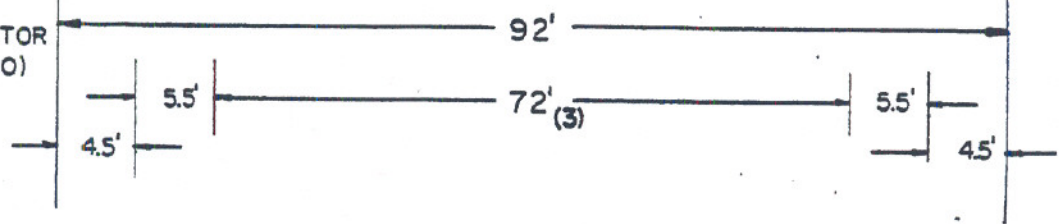
INDUSTRIAL
2-LANE COLLECTOR
(MAX ADT 5000)



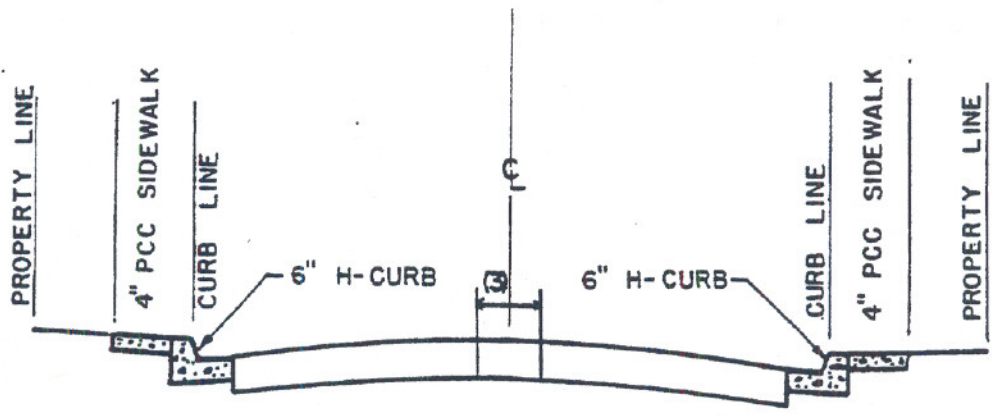
NO FRONTING PROPERTY
2-LANE COLLECTOR
(MAX ADT 7500)



4-LANE COLLECTOR
(MAX ADT 15,000)

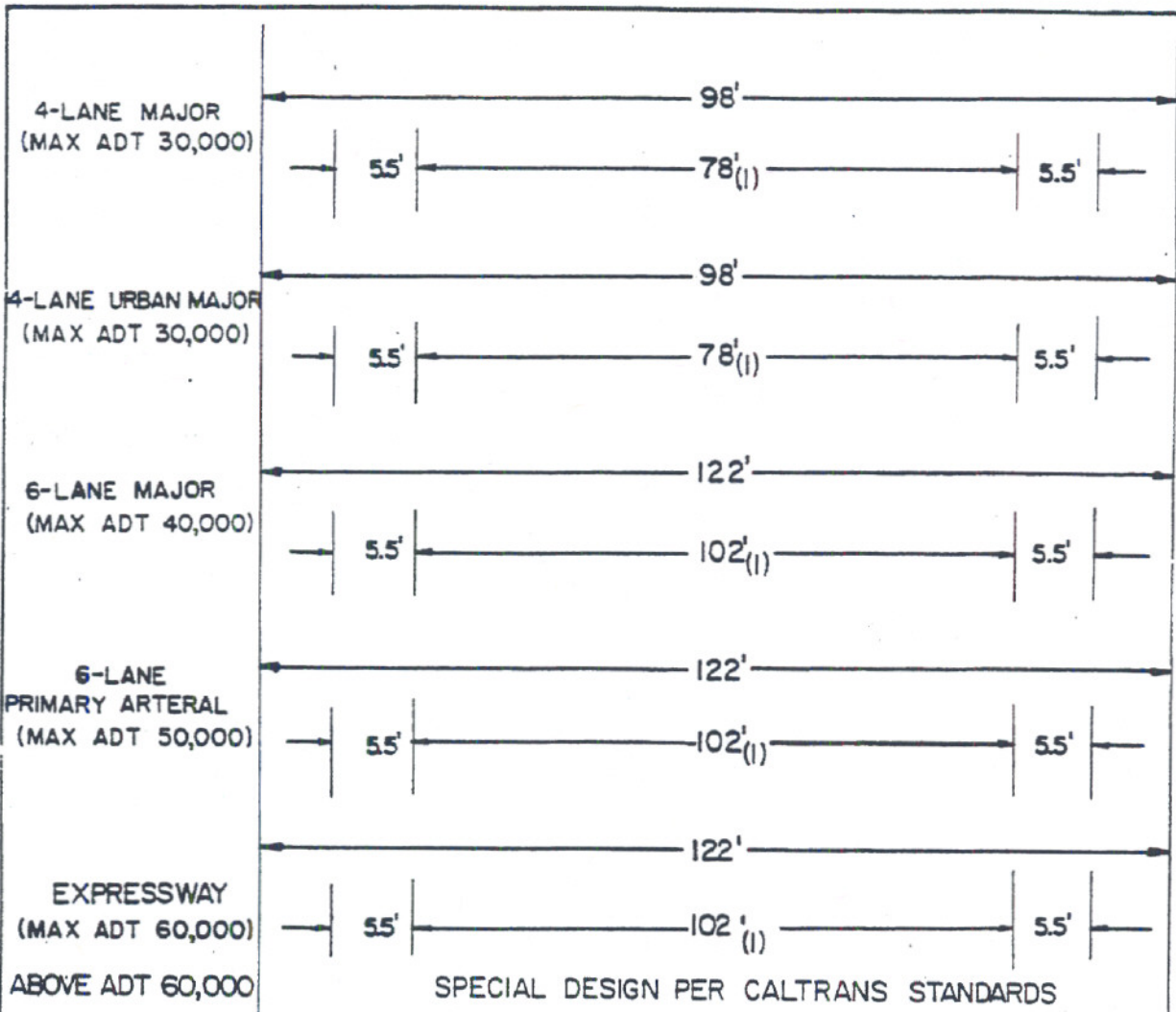


- (1) SINGLE LOADED STREET
- (2) INDUSTRIAL ZONE
- (3) REQUIRES RAISED CENTER MEDIAN PER SDG-112



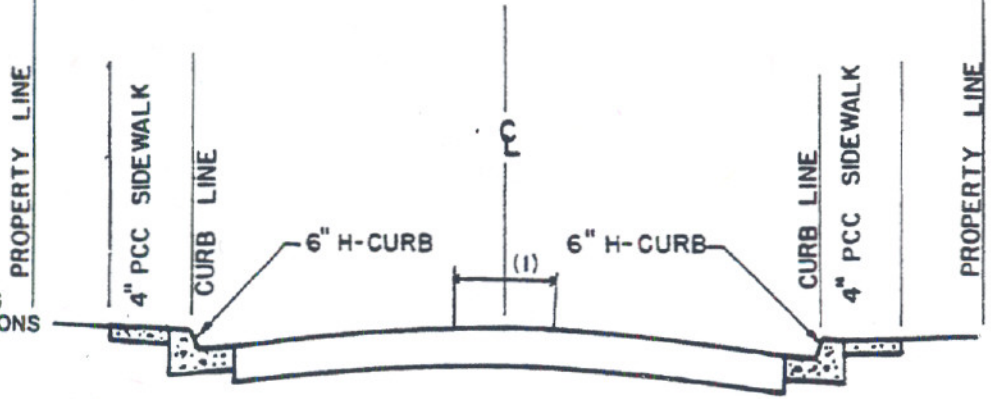
PAVEMENT PER SDG 105

| REVISION | BY | APPROVED | DATE | CITY OF SAN DIEGO - STANDARD DRAWING | DWG. NO. |
|----------|----|-----------------|---------|--|----------|
| | | <i>J. Kelly</i> | 11-8-88 | STANDARD STREET SECTION INDUSTRIAL, COMMERCIAL, COLLECTOR STREETS | SDDS-103 |
| | | | | | |
| | | | | | |



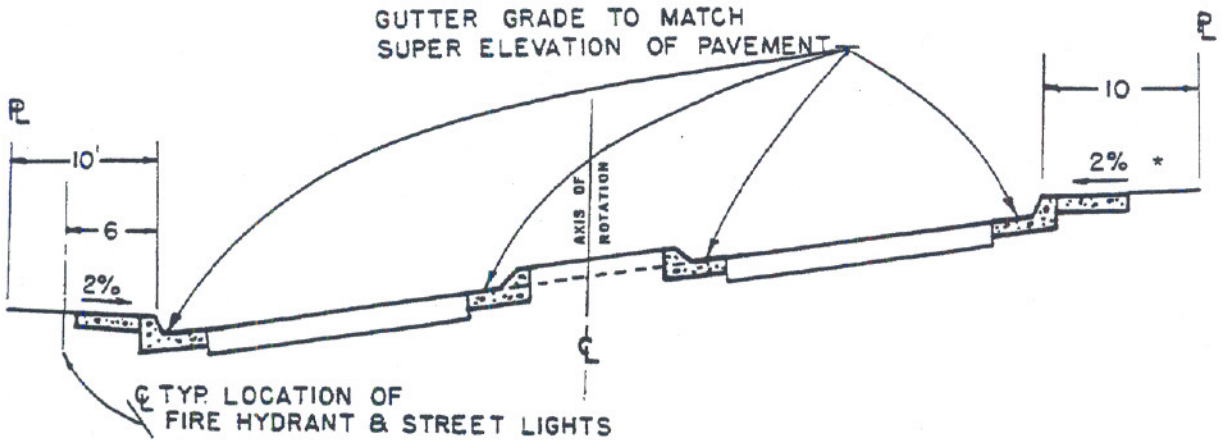
(1) REQUIRES
RAISED
CENTER
MEDIAN
PER SDG 112

REQUIRES
DUAL LEFT
TURN WIDENING
AT INTERSECTIONS



PAVEMENT PER SDG-105

| REVISION | BY | APPROVED | DATE | CITY OF SAN DIEGO - STANDARD DRAWING | DWG. NO. |
|----------|----|-------------------|---------|--|----------|
| | | <i>J.P. Kelly</i> | 11-8-81 | STANDARD STREET SECTION MAJOR & PRIMARY ARTERIAL STREETS | SDDS-104 |
| | | | | | |
| | | | | | |



NOTE:

- 1) SUPERELEVATION SHALL EXTEND FROM CURB TO CURB REGARDLESS OF TYPE OF MEDIAN.
- * 2) REFER TO DRAINAGE DESIGN MANUAL FOR CONTROL OF STORM AND IRRIGATION RUN OFF.

| SPECIFICATION REFERENCE | CITY OF SAN DIEGO STANDARD DRAWING | | | | | | | | | | |
|---|---|----------|------|--|--------------------|---------|--|--|--|---|--------------------------------|
| <table border="1" style="width: 100%; border-collapse: collapse;"> <thead> <tr> <th style="width: 10%;">BY</th> <th style="width: 40%;">APPROVED</th> <th style="width: 50%;">DATE</th> </tr> </thead> <tbody> <tr> <td></td> <td style="text-align: center;"><i>[Signature]</i></td> <td style="text-align: center;">1-12-89</td> </tr> <tr> <td></td> <td></td> <td></td> </tr> </tbody> </table> | BY | APPROVED | DATE | | <i>[Signature]</i> | 1-12-89 | | | | TYPICAL STREET SECTION IN SUPERELEVATION | DRAWING NO. SDDS-105 |
| BY | APPROVED | DATE | | | | | | | | | |
| | <i>[Signature]</i> | 1-12-89 | | | | | | | | | |
| | | | | | | | | | | | |