



## **Fiscal Year 2023 CAPER**

### **Attachment 2: IDIS Reports**

- PR-02: List of Activities by Grant
- PR-03: CDBG Activities Summary
- PR-23: CDBG/CDBG-CV Accomplishment Summary
- PR-23: HOME Accomplishment Summary
- PR-26: CDBG & CDBG-CV Financial Summary
- PR-29: Cash on Hand Reports
- PR-91: ESG/ESG-CV Financial Summary

U.S. Department of Housing and Urban Development  
Office of Community Planning and Development  
Integrated Disbursement and Information System  
List of Activities By Program Year And Project  
SAN DIEGO,CA

DATE: 09-22-23  
TIME: 20:52  
PAGE: 1

REPORT FOR CPD PROGRAM: CDBG, HOME, HESG, ESG  
PGM YR: 2022  
Formula and Competitive Grants only, CARES Act Grants only

Plan Year	IDIS Project	Project	IDIS Activity ID	Activity Name	Activity Status	Program	Funded Amount	Draw Amount	Balance
2022	1	CDBG Administration	7698	HUD ADMINISTRATION-23	Open	CDBG	\$2,561,369.95	\$1,285,566.55	\$1,275,803.40
			7699	FAIR HSG SERVICES-23	Open	CDBG	\$250,000.00	\$124,979.10	\$125,020.90
		<b>Project Total</b>					<b>\$2,811,369.95</b>	<b>\$1,410,545.65</b>	<b>\$1,400,824.30</b>
	2	Workforce Development	7666	KITCHENS 4 GOOD-PROJECT LAUNCH-23	Open	CDBG	\$120,000.00	\$112,688.86	\$7,311.14
			7667	SD CONT EDUC-GATEWAY-23	Open	CDBG	\$120,560.00	\$10,476.54	\$110,083.46
			7668	WORKSHOPS 4 WARRIORS-EMP TRG-23	Open	CDBG	\$260,000.00	\$260,000.00	\$0.00
							<b>\$500,560.00</b>	<b>\$383,165.40</b>	<b>\$117,394.60</b>
		<b>Project Total</b>							
	3	Community and Public Services	7669	ACCESS YOUTH ACADEMY-23	Open	CDBG	\$100,000.00	\$91,666.64	\$8,333.36
			7670	BAYSIDE COMM CTR-SOCIAL SVCES-23	Open	CDBG	\$118,422.44	\$98,368.15	\$20,054.29
			7671	FAMILY HLTH CTR-SAFE POINT SD-23	Completed	CDBG	\$108,289.18	\$108,289.18	\$0.00
			7672	HOME START-BEHAV HLTH SVCS-23	Open	CDBG	\$112,023.36	\$47,813.42	\$64,209.94
			7673	INTERFAITH-TRANSITIONAL-23	Completed	CDBG	\$110,664.00	\$110,664.00	\$0.00
			7674	LA MAESTRA HEALTH SERVICES-23	Open	CDBG	\$197,600.00	\$169,834.54	\$27,765.46
			7675	OCEAN DISC-LIVING LAB SOLAR TR-23	Open	CDBG	\$50,000.00	\$46,314.36	\$3,685.64
			7676	REALITY CHANGERS-COLLEGE-23	Completed	CDBG	\$102,600.00	\$102,600.00	\$0.00
			7677	SD LGBT CTR-BEHAV HLTH-23	Open	CDBG	\$150,000.00	\$111,803.29	\$38,196.71
			7678	VOICES FOR CHILDREN-23	Completed	CDBG	\$60,304.40	\$60,304.40	\$0.00
			7679	WESLEY HOUSE STUDENT SUPPORT-23	Open	CDBG	\$87,148.00	\$72,144.07	\$15,003.93
		<b>Project Total</b>					<b>\$1,197,051.38</b>	<b>\$1,019,802.05</b>	<b>\$177,249.33</b>
	4	Economic Development	7680	ACCESSITY-SAN DIEGO-23	Completed	CDBG	\$219,131.67	\$219,131.67	\$0.00
			7681	HORN OF AFRICA-CH REFUGEE BUS-23	Open	CDBG	\$219,555.00	\$192,071.64	\$27,483.36
			7682	KAREN ORGANIZATION OF SD-23	Open	CDBG	\$86,918.00	\$70,686.32	\$16,231.68
			7683	MISSION EDGE-CITY SAIL-23	Open	CDBG	\$194,850.00	\$194,752.14	\$97.86
			7684	SOMALI FAMILY-MICROENT-23	Open	CDBG	\$200,871.00	\$104,682.64	\$96,188.36
			7685	UNIV SD-ENT LEGAL CLINIC-23	Open	CDBG	\$161,821.00	\$0.00	\$161,821.00
		<b>Project Total</b>					<b>\$1,083,146.67</b>	<b>\$781,324.41</b>	<b>\$301,822.26</b>
	5	Public facilities and Infrastructure	7686	BEYER PARK DEVELOPMENT-23	Open	CDBG	\$2,500,000.00	\$0.00	\$2,500,000.00
			7687	EGGER/SOUTH BAY COMM PARK ADA-23	Open	CDBG	\$2,900,000.00	\$0.00	\$2,900,000.00
			7690	INFRASTRUCTURE (ED) PROJECT-23	Open	CDBG	\$0.00	\$0.00	\$0.00
		<b>Project Total</b>					<b>\$5,400,000.00</b>	<b>\$0.00</b>	<b>\$5,400,000.00</b>
	6	Nonprofit Facility Improvements	7689	CENTRO SAN YSIDRO-HEALTH-23	Open	CDBG	\$828,521.00	\$0.00	\$828,521.00
			7691	LA MAESTRA HLTH CTR-23	Canceled	CDBG	\$0.00	\$0.00	\$0.00
			7692	NEIGHBORHOOD HOUSE-23	Open	CDBG	\$715,394.00	\$0.00	\$715,394.00
		<b>Project Total</b>					<b>\$1,543,915.00</b>	<b>\$0.00</b>	<b>\$1,543,915.00</b>

U.S. Department of Housing and Urban Development  
Office of Community Planning and Development  
Integrated Disbursement and Information System  
List of Activities By Program Year And Project  
SAN DIEGO,CA

DATE: 09-22-23  
TIME: 20:52  
PAGE: 2

Plan Year	IDIS Project	Project	IDIS Activity ID	Activity Name	Activity Status	Program	Funded Amount	Draw Amount	Balance
2022	7	Affordable Housing	7688	AFFODABLE HOUSING NOFA-23	Open	CDBG	\$817,714.00	\$0.00	\$817,714.00
			7706	SERENADE ON 43RD-23	Open	CDBG	\$6,500,000.00	\$6,500,000.00	\$0.00
			7719	Iris at Trolley	Open	CDBG	\$3,500,000.00	\$3,500,000.00	\$0.00
			7773	17th and Commercial	Open	CDBG	\$0.00	\$0.00	\$0.00
		<b>Project Total</b>					<b>\$10,817,714.00</b>	<b>\$10,000,000.00</b>	<b>\$817,714.00</b>
	8	Homelessness	7693	HOMELESS RESPONSE CENTER-23	Open	CDBG	\$1,000,000.00	\$715,695.19	\$284,304.81
			7694	SD HSG COMM-DAY CENTER-23	Open	CDBG	\$541,250.00	\$541,250.00	\$0.00
			7695	SD HSG COMM-FAMILY SHLR-23	Open	CDBG	\$0.00	\$0.00	\$0.00
			7696	SD HSG COMM-INTERIM HOUSING-23	Open	CDBG	\$245,477.00	\$245,477.00	\$0.00
			7697	SERVING SENIORS-23	Open	CDBG	\$65,000.00	\$55,220.37	\$9,779.63
		<b>Project Total</b>					<b>\$1,851,727.00</b>	<b>\$1,557,642.56</b>	<b>\$294,084.44</b>
	9	SDHC-HOME-HOMEOWNERSHIP	7708	3426 Palm Ave #11 San Diego, CA 92154, 3% Loan	Completed	HOME	\$46,025.00	\$46,025.00	\$0.00
			7709	6878 Navajo Rd #78 San Diego, CA 92119, 3% Loan	Completed	HOME	\$42,825.00	\$42,825.00	\$0.00
			7710	5444 Olive St. #A San Diego, CA 92105, 3% Loan	Completed	HOME	\$60,875.00	\$60,875.00	\$0.00
			7712	3776 Alabama St. #C116, San Diego, CA 92104, 3% Loan	Completed	HOME	\$22,000.00	\$22,000.00	\$0.00
			7713	830 Hollister St. #A, San Diego, CA 92154, 3% Loan	Completed	HOME	\$55,350.00	\$55,350.00	\$0.00
			7714	3568 Sunset Lane #79, San Diego, CA 92173, 3% Loan	Completed	HOME	\$43,825.00	\$43,825.00	\$0.00
			7715	4275 Swift Ave #5, San Diego, CA 92104, 3% Loan	Completed	HOME	\$32,675.00	\$32,675.00	\$0.00
			7716	4975 Date Place, San Diego, CA 92102, 3% Loan	Completed	HOME	\$57,575.00	\$57,575.00	\$0.00
			7717	1550 Monterey Pine Dr. #D, San Diego, CA 92173, 3% Loan	Completed	HOME	\$39,900.00	\$39,900.00	\$0.00
			7718	4129 Highland Ave #2, San Diego, CA 92105, 3% Loan	Completed	HOME	\$35,675.00	\$35,675.00	\$0.00
			7720	7735 Hunthaven Rd., San Diego, CA 92114, 3% Loan	Completed	HOME	\$43,375.00	\$43,375.00	\$0.00
			7755	4286 Layla Way, San Diego, CA 92154, 3% Loan	Completed	HOME	\$43,155.00	\$43,155.00	\$0.00
			7756	10844 Sabre Hill Dr. #226, San Diego, CA 92128, 3% Loan	Completed	HOME	\$58,675.00	\$58,675.00	\$0.00
		<b>Project Total</b>					<b>\$581,930.00</b>	<b>\$581,930.00</b>	<b>\$0.00</b>
	11	SDHC-HOME-ADMINISTRATION	7703	HOME ADMIN-2023	Open	HOME	\$625,098.00	\$381,826.18	\$243,271.82
			7707	Program Income Administration	Open	HOME	\$740,714.78	\$740,714.78	\$0.00
		<b>Project Total</b>					<b>\$1,365,812.78</b>	<b>\$1,122,540.96</b>	<b>\$243,271.82</b>
	12	SDHC-ESG ALL (includes admin)	7700	SD HSG COMM-HESG REHOUSING-23	Open	HESG	\$340,912.32	\$68,049.66	\$272,862.66
			7701	SD HSG COMM-HESG SHELTER-23	Open	HESG	\$629,376.60	\$301,989.90	\$327,386.70
			7702	ESG 23-ADMIN (2023)	Open	HESG	\$78,672.08	\$51,757.21	\$26,914.87
		<b>Project Total</b>					<b>\$1,048,961.00</b>	<b>\$421,796.77</b>	<b>\$627,164.23</b>
	<b>Program Total</b>					<b>CDBG</b>	<b>\$25,205,484.00</b>	<b>\$15,152,480.07</b>	<b>\$10,053,003.93</b>
						<b>HESG</b>	<b>\$1,048,961.00</b>	<b>\$421,796.77</b>	<b>\$627,164.23</b>
						<b>HOME</b>	<b>\$1,947,742.78</b>	<b>\$1,704,470.96</b>	<b>\$243,271.82</b>
<b>2022 Total</b>						<b>\$28,202,187.78</b>	<b>\$17,278,747.80</b>	<b>\$10,923,439.98</b>	

Plan Year	IDIS Project	Project	IDIS Activity ID	Activity Name	Activity Status	Program	Funded Amount	Draw Amount	Balance
						CDBG	\$25,205,484.00	\$15,152,480.07	\$10,053,003.93
Program Grand Total						HESG	\$1,048,961.00	\$421,796.77	\$627,164.23
						HOME	\$1,947,742.78	\$1,704,470.96	\$243,271.82
Grand Total							\$28,202,187.78	\$17,278,747.80	\$10,923,439.98



U.S. Department of Housing and Urban Development  
Office of Community Planning and Development  
Integrated Disbursement and Information System  
CDBG Activity Summary Report (GPR) for Program Year 2022  
SAN DIEGO

Date: 22-Sep-2023  
Time: 20:55  
Page: 1

**PGM Year:** 2017  
**Project:** 0003 - PUBLIC FACILITIES AND INFRASTRUCTURE  
**IDIS Activity:** 7039 - BAY TERRACES COMMUNITY CTR-18

**Status:** Completed 3/28/2023 12:00:00 AM  
**Location:** 7373 Tooma St San Diego, CA 92139-2938

**Objective:** Create suitable living environments  
**Outcome:** Availability/accessibility  
**Matrix Code:** Neighborhood Facilities (03E)

**National Objective:** LMA

**Activity to prevent, prepare for, and respond to Coronavirus:** No

**Initial Funding Date:** 01/03/2018

**Description:**

Completion of design phase for a new senior community center.

**Financing**

	Fund Type	Grant Year	Grant	Funded Amount	Drawn In Program Year	Drawn Thru Program Year
CDBG	EN	2015	B15MC060542	\$15,138.77	\$0.00	\$15,138.77
		2016	B16MC060542	\$11,298.89	\$0.00	\$11,298.89
		2017	B17MC060542	\$82,306.39	\$0.00	\$82,306.39
		2019	B19MC060542	\$8,214.50	\$0.00	\$8,214.50
	PI			\$276,565.96	\$0.00	\$276,565.96
<b>Total</b>	<b>Total</b>			<b>\$393,524.51</b>	<b>\$0.00</b>	<b>\$393,524.51</b>

**Proposed Accomplishments**

Total Population in Service Area: 1,470

Census Tract Percent Low / Mod: 61.22

**Annual Accomplishments**

Years	Accomplishment Narrative	# Benefitting
2017	Design work completed. Accomplishment data will be associated with IDIS-7223 on construction activities.	



U.S. Department of Housing and Urban Development  
Office of Community Planning and Development  
Integrated Disbursement and Information System  
CDBG Activity Summary Report (GPR) for Program Year 2022  
SAN DIEGO

Date: 22-Sep-2023  
Time: 20:55  
Page: 2

**PGM Year:** 2017  
**Project:** 0003 - PUBLIC FACILITIES AND INFRASTRUCTURE  
**IDIS Activity:** 7042 - PARK DE LA CRUZ COMMUNITY CTR-18

**Status:** Open  
**Location:** 3901 Landis St San Diego, CA 92105-2428

**Objective:** Create suitable living environments  
**Outcome:** Availability/accessibility  
**Matrix Code:** Neighborhood Facilities (03E)

**National Objective:** LMA

**Activity to prevent, prepare for, and respond to Coronavirus:** No

**Initial Funding Date:** 01/03/2018

**Description:**

Interior and exterior tenant and Americans with Disabilities (ADA) improvements including renovation of restrooms and program spaces, installation of new fire suppression system, communication system, modular elevator, windows, HVAC systems, building roof, flooring, lighting and power systems.

**Financing**

	Fund Type	Grant Year	Grant	Funded Amount	Drawn In Program Year	Drawn Thru Program Year
CDBG	EN	2015	B15MC060542	\$3,336.80	\$0.00	\$3,336.80
		2016	B16MC060542	\$15,874.08	\$0.00	\$15,874.08
		2017	B17MC060542	\$1,922,700.66	\$0.00	\$1,922,584.85
	PI			\$1,561,004.17	\$0.00	\$1,561,004.17
<b>Total</b>	<b>Total</b>			<b>\$3,502,915.71</b>	<b>\$0.00</b>	<b>\$3,502,799.90</b>

**Proposed Accomplishments**

Public Facilities : 1  
Total Population in Service Area: 1,225  
Census Tract Percent Low / Mod: 94.29

**Annual Accomplishments**

Years	Accomplishment Narrative	# Benefitting
2020	For fiscal year 2021 closeout, construction has completed and project is serving clients. Total improvements include: Remodeling of existing restrooms make them ADA accessible, remodeling of existing locker/shower rooms into program spaces and storage, general renovation of all spaces within the building, includes new flooring, paint, ceiling and finishes, new lighting throughout, new HVAC systems throughout, code upgrades including widening doorways, signage, assistive listening systems, fire alarm system, upgrade of the HVAC and lighting controls system, installation of code compliant fire suppression system, fire safety improvements, new modular elevator to provide access to all levels of the building, HVAC system for the gymnasium, new windows and upgrade to steel windows, removal boilers and equipment that was serving the pool, which is now unused, exterior facade improvements include new stucco color coat, custom built-in gutter system, lobby upgrades to include rebuilding the front reception desk, specialty ceiling and wall treatments, roof replacements, interior furnishing, energy efficient interior lighting, furnishings, and related improvements.	



U.S. Department of Housing and Urban Development  
Office of Community Planning and Development  
Integrated Disbursement and Information System  
CDBG Activity Summary Report (GPR) for Program Year 2022  
SAN DIEGO

Date: 22-Sep-2023  
Time: 20:55  
Page: 3

**PGM Year:** 2017  
**Project:** 0002 - ECONOMIC DEVELOPMENT/SMALL BUSINESS ASSISTANCE  
**IDIS Activity:** 7046 - CITY SD-ED-BUS ASSISTANCE FUND-18

**Status:** Open  
**Location:** 1200 3rd Ave San Diego, CA 92101-4110  
**Objective:** Create economic opportunities  
**Outcome:** Availability/accessibility  
**Matrix Code:** ED Direct Financial Assistance to For-Profits (18A)  
**National Objective:** LMJ

**Activity to prevent, prepare for, and respond to Coronavirus:** No

**Initial Funding Date:** 01/18/2018

**Description:**

Funds for business support services for potential small business loan clients and existing loan clients (served by the Small Business Revolving Loan Fund).

**Financing**

	Fund Type	Grant Year	Grant	Funded Amount	Drawn In Program Year	Drawn Thru Program Year
CDBG	EN	2019	B19MC060542	\$3,473.45	\$0.00	\$0.00
	PI			\$296,526.55	\$0.00	\$296,526.55
<b>Total</b>	<b>Total</b>			<b>\$300,000.00</b>	<b>\$0.00</b>	<b>\$296,526.55</b>

**Proposed Accomplishments**

Jobs : 100

**Actual Accomplishments**

*Number assisted:*

	Owner		Renter		Total		Person	
	Total	Hispanic	Total	Hispanic	Total	Hispanic	Total	Hispanic
White:	0	0	0	0	0	0	5	1
Black/African American:	0	0	0	0	0	0	2	0
Asian:	0	0	0	0	0	0	1	0
American Indian/Alaskan Native:	0	0	0	0	0	0	2	2
Native Hawaiian/Other Pacific Islander:	0	0	0	0	0	0	0	0
American Indian/Alaskan Native & White:	0	0	0	0	0	0	0	0
Asian White:	0	0	0	0	0	0	0	0
Black/African American & White:	0	0	0	0	0	0	0	0
American Indian/Alaskan Native & Black/African American:	0	0	0	0	0	0	0	0
Other multi-racial:	0	0	0	0	0	0	2	0
Asian/Pacific Islander:	0	0	0	0	0	0	0	0
Hispanic:	0	0	0	0	0	0	0	0



U.S. Department of Housing and Urban Development  
Office of Community Planning and Development  
Integrated Disbursement and Information System  
CDBG Activity Summary Report (GPR) for Program Year 2022  
SAN DIEGO

Date: 22-Sep-2023  
Time: 20:55  
Page: 4

**Total:** 0 0 0 0 0 0 12 3

Female-headed Households: 0 0 0 0

*Income Category:*

	Owner	Renter	Total	Person
Extremely Low	0	0	0	3
Low Mod	0	0	0	5
Moderate	0	0	0	3
Non Low Moderate	0	0	0	1
Total	0	0	0	12
Percent Low/Mod				91.7%

**Annual Accomplishments**

Years	Accomplishment Narrative	# Benefitting
2017	For Fiscal Year 2018, the CDC Small Business Finance worked with the City to define loan product, policy, and guidelines. Identified future partners in marketing the loan including Logan Heights CDC, San Ysidro Chamber of Commerce, San Diego Diamond BID, and City Heights CDC. Will continue to establish ongoing training with partners in LMI communities to pre-qualify prospective borrowers for the loan program.	





U.S. Department of Housing and Urban Development  
Office of Community Planning and Development  
Integrated Disbursement and Information System  
CDBG Activity Summary Report (GPR) for Program Year 2022  
SAN DIEGO

Date: 22-Sep-2023  
Time: 20:55  
Page: 5

<b>PGM Year:</b>	2017				
<b>Project:</b>	0002 - ECONOMIC DEVELOPMENT/SMALL BUSINESS ASSISTANCE				
<b>IDIS Activity:</b>	7048 - CDC SM BUS FIN-CW ED IMPACT-18				
<b>Status:</b>	Canceled 6/7/2023 12:00:00 AM	<b>Objective:</b>	Create economic opportunities		
<b>Location:</b>	1200 3rd Ave San Diego, CA 92101-4110	<b>Outcome:</b>	Availability/accessibility		
		<b>Matrix Code:</b>	ED Direct Financial Assistance to For-Profits (18A)	<b>National Objective:</b>	LMJ

**Activity to prevent, prepare for, and respond to Coronavirus:** No

**Initial Funding Date:** 01/18/2018

**Description:**

Low-interest loan capital to selected Community Based Lending Organizations to provide loans to small businesses located in CDBG-eligible communities.

**Financing**

No data returned for this view. This might be because the applied filter excludes all data.

**Proposed Accomplishments**

Jobs : 1

**Actual Accomplishments**

*Number assisted:*

	Owner		Renter		Total		Person	
	Total	Hispanic	Total	Hispanic	Total	Hispanic	Total	Hispanic
White:	0	0	0	0	0	0		0
Black/African American:	0	0	0	0	0	0	0	0
Asian:	0	0	0	0	0	0	0	0
American Indian/Alaskan Native:	0	0	0	0	0	0	0	0
Native Hawaiian/Other Pacific Islander:	0	0	0	0	0	0	0	0
American Indian/Alaskan Native & White:	0	0	0	0	0	0	0	0
Asian White:	0	0	0	0	0	0	0	0
Black/African American & White:	0	0	0	0	0	0	0	0
American Indian/Alaskan Native & Black/African American:	0	0	0	0	0	0	0	0
Other multi-racial:	0	0	0	0	0	0	0	0



U.S. Department of Housing and Urban Development  
Office of Community Planning and Development  
Integrated Disbursement and Information System  
CDBG Activity Summary Report (GPR) for Program Year 2022  
SAN DIEGO

Date: 22-Sep-2023  
Time: 20:55  
Page: 6

Asian/Pacific Islander:	0	0	0	0	0	0	0	0
Hispanic:	0	0	0	0	0	0	0	0
<b>Total:</b>	<b>0</b>	<b>0</b>	<b>0</b>	<b>0</b>	<b>0</b>	<b>0</b>	<b>0</b>	<b>0</b>
Female-headed Households:	0		0		0			

*Income Category:*

	Owner	Renter	Total	Person
Extremely Low	0	0	0	0
Low Mod	0	0	0	0
Moderate	0	0	0	0
Non Low Moderate	0	0	0	0
Total	0	0	0	0

Percent Low/Mod

**Annual Accomplishments**

No data returned for this view. This might be because the applied filter excludes all data.



U.S. Department of Housing and Urban Development  
Office of Community Planning and Development  
Integrated Disbursement and Information System  
CDBG Activity Summary Report (GPR) for Program Year 2022  
SAN DIEGO

Date: 22-Sep-2023  
Time: 20:55  
Page: 7

**PGM Year:** 2018  
**Project:** 0003 - Public Facilities and Infrastructure  
**IDIS Activity:** 7223 - BAY TERRACES COMMUNITY CTR-19

**Status:** Open  
**Location:** 7373 Tooma St San Diego, CA 92139-2938

**Objective:** Provide decent affordable housing  
**Outcome:** Affordability  
**Matrix Code:** Neighborhood Facilities (03E)

**National Objective:** LMA

**Activity to prevent, prepare for, and respond to Coronavirus:** No

**Initial Funding Date:** 02/15/2019

**Description:**

Bay Terraces Community (Senior) Center: Project design will be completed with FY 2018 CDBG funds; In FY 2019 funds will be used to construct a new, approximately 3,500 square foot, senior center within the Bay Terraces Community Park.

The new senior center amenities will include meeting rooms, restrooms, kitchen, a staff office and storage space.

**Financing**

	Fund Type	Grant Year	Grant	Funded Amount	Drawn In Program Year	Drawn Thru Program Year
CDBG	EN	2016	B16MC060542	\$177,845.93	\$0.00	\$177,845.93
		2017	B17MC060542	\$167,927.75	\$0.00	\$25,285.04
		2018	B18MC060542	\$1,232,972.71	\$0.00	\$744,249.86
		2019	B19MC060542	\$49,195.31	\$0.00	\$0.00
	PI			\$3,372,058.30	\$0.00	\$3,372,058.30
<b>Total</b>	<b>Total</b>			<b>\$5,000,000.00</b>	<b>\$0.00</b>	<b>\$4,319,439.13</b>

**Proposed Accomplishments**

Public Facilities : 1

Total Population in Service Area: 83,865

Census Tract Percent Low / Mod: 53.60

**Annual Accomplishments**

Years	Accomplishment Narrative	# Benefitting
2018	For Fiscal year 2019 year end, construction is ongoing. Project will continue in FY 2020.	
2019	For Fiscal year 2020 year end, construction is ongoing. Project will continue in FY 2021.	



U.S. Department of Housing and Urban Development  
Office of Community Planning and Development  
Integrated Disbursement and Information System  
CDBG Activity Summary Report (GPR) for Program Year 2022  
SAN DIEGO

Date: 22-Sep-2023  
Time: 20:55  
Page: 8

Years	Accomplishment Narrative	# Benefitting
2020	<p>For Fiscal Year 2021 closeout, the project is complete and serving the community. CDBG funds were used for the construction (and previously funded the design) of a new senior/community center at Bay Terraces Community Park. The facility is 3,396 square feet and includes one multi-purpose room, commercial kitchen, office, accessible mens and womens restroom, a storage room for park maintenance equipment, janitor utility room with portable eyewash, a covered patio and trash enclosure.</p> <p>The paving surrounding the structure was completed to match the existing parking area. Completed exterior ADA upgrades include the walkway and ADA access from Tooma Street; sidewalk; commercial driveway and two (2) new curb ramps.</p> <p>New mechanical, electrical and plumbing system were installed, including providing gas and electric utilities and waterline and backflow preventer for the fire sprinkler system. All work met all Federal, State, and City accessibility laws and guidelines.</p> <p>The construction phase has been completed since October of 2020, and the Design Consultant is working on the Net Zero Energy Measurement &amp; Verification process, that is anticipated to be completed by October of this year.</p> <p>Parks &amp; Recreation staff also ordered and spread mulch on the northwest side of the building, planted a pollinator garden featuring native drought tolerant plants, ordered an interpretive sign for the pollinator garden, installed a new park monument at the entrance to the park, and replaced the picnic tables surrounding the park. The ribbon cutting was held on July 30, 2021 but the project remained open for Net Metering to be completed and retention to be released.</p>	



U.S. Department of Housing and Urban Development  
Office of Community Planning and Development  
Integrated Disbursement and Information System  
CDBG Activity Summary Report (GPR) for Program Year 2022  
SAN DIEGO

Date: 22-Sep-2023  
Time: 20:55  
Page: 9

**PGM Year:** 2018  
**Project:** 0007 - Streetlights and Infrastructure  
**IDIS Activity:** 7224 - CITY-ES-SMART STREET LIGHT-19

**Status:** Open  
**Location:** 7373 Tooma St San Diego, CA 92139-2938

**Objective:** Create suitable living environments  
**Outcome:** Availability/accessibility  
**Matrix Code:** Street Improvements (03K)

**National Objective:** LMA

**Activity to prevent, prepare for, and respond to Coronavirus:** No

**Initial Funding Date:** 04/02/2019

**Description:**

Street LightingInfrastructure: street lighting installationretrofitting throughout the City's CDBG-eligible services areas, in partnership with the City's Environmental Services Department and/or other priority infrastructure projects serving LMI communitiesindividuals, as identified and approved

**Financing**

	Fund Type	Grant Year	Grant	Funded Amount	Drawn In Program Year	Drawn Thru Program Year
CDBG	EN	2017	B17MC060542	\$826,168.65	\$0.00	\$826,168.65
		2018	B18MC060542	\$812,476.84	\$0.00	\$812,476.84
<b>Total</b>	<b>Total</b>			<b>\$1,638,645.49</b>	<b>\$0.00</b>	<b>\$1,638,645.49</b>

**Proposed Accomplishments**

People (General) : 1  
Total Population in Service Area: 8,275  
Census Tract Percent Low / Mod: 61.33

**Annual Accomplishments**

No data returned for this view. This might be because the applied filter excludes all data.



U.S. Department of Housing and Urban Development  
Office of Community Planning and Development  
Integrated Disbursement and Information System  
CDBG Activity Summary Report (GPR) for Program Year 2022  
SAN DIEGO

Date: 22-Sep-2023  
Time: 20:55  
Page: 10

**PGM Year:** 2018  
**Project:** 0006 - Grant and Loan Capital  
**IDIS Activity:** 7240 - CITY SD-ED-CDC SM BUS FIN-CW ED MPACT-19

**Status:** Open  
**Location:** 2448 Historic Decatur Rd Ste 200 San Diego, CA 92106-6116  
**Objective:** Create economic opportunities  
**Outcome:** Availability/accessibility  
**Matrix Code:** Micro-Enterprise Assistance (18C) **National Objective:** LMJ

**Activity to prevent, prepare for, and respond to Coronavirus:** No

**Initial Funding Date:** 11/09/2018

**Description:**

Small Business Revolving Loan Fund: Low-interest loan capital to selected Community Based Lending Organizations to provide loans to small businesses located in CDBG-eligible communities.

**Financing**

	Fund Type	Grant Year	Grant	Funded Amount	Drawn In Program Year	Drawn Thru Program Year
CDBG	EN	2018	B18MC060542	\$112,714.64	\$0.00	\$112,714.64
<b>Total</b>	<b>Total</b>			<b>\$112,714.64</b>	<b>\$0.00</b>	<b>\$112,714.64</b>

**Proposed Accomplishments**

Jobs : 28

**Actual Accomplishments**

*Number assisted:*

	Owner		Renter		Total		Person	
	Total	Hispanic	Total	Hispanic	Total	Hispanic	Total	Hispanic
White:	0	0	0	0	0	0	6	2
Black/African American:	0	0	0	0	0	0	1	0
Asian:	0	0	0	0	0	0	0	0
American Indian/Alaskan Native:	0	0	0	0	0	0	0	0
Native Hawaiian/Other Pacific Islander:	0	0	0	0	0	0	0	0
American Indian/Alaskan Native & White:	0	0	0	0	0	0	0	0
Asian White:	0	0	0	0	0	0	0	0
Black/African American & White:	0	0	0	0	0	0	0	0
American Indian/Alaskan Native & Black/African American:	0	0	0	0	0	0	0	0
Other multi-racial:	0	0	0	0	0	0	1	0
Asian/Pacific Islander:	0	0	0	0	0	0	0	0
Hispanic:	0	0	0	0	0	0	0	0



U.S. Department of Housing and Urban Development  
Office of Community Planning and Development  
Integrated Disbursement and Information System  
CDBG Activity Summary Report (GPR) for Program Year 2022  
SAN DIEGO

Date: 22-Sep-2023  
Time: 20:55  
Page: 11

**Total:** 0 0 0 0 0 0 8 2

Female-headed Households: 0 0 0 0

*Income Category:*

	Owner	Renter	Total	Person
Extremely Low	0	0	0	3
Low Mod	0	0	0	3
Moderate	0	0	0	2
Non Low Moderate	0	0	0	0
Total	0	0	0	8
Percent Low/Mod				100.0%

**Annual Accomplishments**

Years	Accomplishment Narrative	# Benefitting
2018	For the first 6 months of Fiscal Year 2019, 8 clients have been assisted. Project will continue into the next fiscal year.	
2019	For fiscal year 2020, project is continuing to assist businesses but will move forward into fiscal year 2021.	



U.S. Department of Housing and Urban Development  
Office of Community Planning and Development  
Integrated Disbursement and Information System  
CDBG Activity Summary Report (GPR) for Program Year 2022  
SAN DIEGO

Date: 22-Sep-2023  
Time: 20:55  
Page: 12

**PGM Year:** 2018  
**Project:** 0005 - Economic Development/Small Business Assistance  
**IDIS Activity:** 7241 - CITY SD-ED-BUS ASSISTANCE FUND-19

**Status:** Open  
**Location:** 1200 3rd Ave San Diego, CA 92101-4110

**Objective:** Create economic opportunities  
**Outcome:** Availability/accessibility  
**Matrix Code:** ED Direct Financial Assistance to For-Profits (18A)  
**National Objective:** LMJ

**Activity to prevent, prepare for, and respond to Coronavirus:** No

**Initial Funding Date:** 11/09/2018

**Description:**

Business Assistance Fund

**Financing**

	Fund Type	Grant Year	Grant	Funded Amount	Drawn In Program Year	Drawn Thru Program Year
CDBG	EN	2018	B18MC060542	\$300,000.00	\$0.00	\$300,000.00
<b>Total</b>	<b>Total</b>			<b>\$300,000.00</b>	<b>\$0.00</b>	<b>\$300,000.00</b>

**Proposed Accomplishments**

Jobs : 8

**Actual Accomplishments**

*Number assisted:*

	Owner		Renter		Total		Person	
	Total	Hispanic	Total	Hispanic	Total	Hispanic	Total	Hispanic
White:	0	0	0	0	0	0	6	2
Black/African American:	0	0	0	0	0	0	1	0
Asian:	0	0	0	0	0	0	0	0
American Indian/Alaskan Native:	0	0	0	0	0	0	0	0
Native Hawaiian/Other Pacific Islander:	0	0	0	0	0	0	0	0
American Indian/Alaskan Native & White:	0	0	0	0	0	0	0	0
Asian White:	0	0	0	0	0	0	0	0
Black/African American & White:	0	0	0	0	0	0	0	0
American Indian/Alaskan Native & Black/African American:	0	0	0	0	0	0	0	0
Other multi-racial:	0	0	0	0	0	0	1	0
Asian/Pacific Islander:	0	0	0	0	0	0	0	0
Hispanic:	0	0	0	0	0	0	0	0
<b>Total:</b>	<b>0</b>	<b>0</b>	<b>0</b>	<b>0</b>	<b>0</b>	<b>0</b>	<b>8</b>	<b>2</b>





U.S. Department of Housing and Urban Development  
Office of Community Planning and Development  
Integrated Disbursement and Information System  
CDBG Activity Summary Report (GPR) for Program Year 2022  
SAN DIEGO

Date: 22-Sep-2023  
Time: 20:55  
Page: 13

Female-headed Households: 0 0 0

*Income Category:*

	Owner	Renter	Total	Person
Extremely Low	0	0	0	3
Low Mod	0	0	0	3
Moderate	0	0	0	2
Non Low Moderate	0	0	0	0
Total	0	0	0	8
Percent Low/Mod				100.0%

**Annual Accomplishments**

Years	Accomplishment Narrative	# Benefitting
2018	For the first 6 months of Fiscal Year 2019, 8 clients have been assisted. Project will continue into next fiscal year.	
2019	For fiscal year 2020, project is ongoing and assisting businesses. Project will continue into fiscal year 2021.	



U.S. Department of Housing and Urban Development  
Office of Community Planning and Development  
Integrated Disbursement and Information System  
CDBG Activity Summary Report (GPR) for Program Year 2022  
SAN DIEGO

Date: 22-Sep-2023  
Time: 20:55  
Page: 14

**PGM Year:** 2018  
**Project:** 0005 - Economic Development/Small Business Assistance  
**IDIS Activity:** 7242 - CITY SD-ED-EARLY-STAGE DEV ACCEL-19

**Status:** Open  
**Location:** 404 Euclid Ave San Diego, CA 92114-2221

**Objective:** Provide decent affordable housing  
**Outcome:** Affordability  
**Matrix Code:** ED Technical Assistance (18B)

**National Objective:** LMJ

**Activity to prevent, prepare for, and respond to Coronavirus:** No

**Initial Funding Date:** 06/23/2020

**Description:**

**Financing**

	Fund Type	Grant Year	Grant	Funded Amount	Drawn In Program Year	Drawn Thru Program Year
CDBG	EN	2019	B19MC060542	\$84,384.91	\$0.00	\$0.00
	PI			\$415,615.09	\$0.00	\$415,615.09
<b>Total</b>	<b>Total</b>			<b>\$500,000.00</b>	<b>\$0.00</b>	<b>\$415,615.09</b>

**Proposed Accomplishments**

Jobs : 14

**Actual Accomplishments**

*Number assisted:*

	Owner		Renter		Total		Person	
	Total	Hispanic	Total	Hispanic	Total	Hispanic	Total	Hispanic
White:	0	0	0	0	0	0		0
Black/African American:	0	0	0	0	0	0	0	0
Asian:	0	0	0	0	0	0	0	0
American Indian/Alaskan Native:	0	0	0	0	0	0	0	0
Native Hawaiian/Other Pacific Islander:	0	0	0	0	0	0	0	0
American Indian/Alaskan Native & White:	0	0	0	0	0	0	0	0
Asian White:	0	0	0	0	0	0	0	0
Black/African American & White:	0	0	0	0	0	0	0	0
American Indian/Alaskan Native & Black/African American:	0	0	0	0	0	0	0	0
Other multi-racial:	0	0	0	0	0	0	0	0
Asian/Pacific Islander:	0	0	0	0	0	0	0	0
Hispanic:	0	0	0	0	0	0	0	0
<b>Total:</b>	<b>0</b>	<b>0</b>	<b>0</b>	<b>0</b>	<b>0</b>	<b>0</b>	<b>0</b>	<b>0</b>



U.S. Department of Housing and Urban Development  
Office of Community Planning and Development  
Integrated Disbursement and Information System  
CDBG Activity Summary Report (GPR) for Program Year 2022  
SAN DIEGO

Date: 22-Sep-2023

Time: 20:55

Page: 15

Female-headed Households: 0 0 0

*Income Category:*

	Owner	Renter	Total	Person
Extremely Low	0	0	0	0
Low Mod	0	0	0	0
Moderate	0	0	0	0
Non Low Moderate	0	0	0	0
Total	0	0	0	0

Percent Low/Mod

**Annual Accomplishments**

No data returned for this view. This might be because the applied filter excludes all data.



U.S. Department of Housing and Urban Development  
Office of Community Planning and Development  
Integrated Disbursement and Information System  
CDBG Activity Summary Report (GPR) for Program Year 2022  
SAN DIEGO

Date: 22-Sep-2023  
Time: 20:55  
Page: 16

**PGM Year:** 2017  
**Project:** 0002 - ECONOMIC DEVELOPMENT/SMALL BUSINESS ASSISTANCE  
**IDIS Activity:** 7301 - CITY SD-ED-EARLY STAGE DEV ACCEL-OPS-18

**Status:** Open  
**Location:** 404 Euclid Ave San Diego, CA 92114-2221

**Objective:** Create economic opportunities  
**Outcome:** Availability/accessibility  
**Matrix Code:** ED Technical Assistance (18B)

**National Objective:** LMJ

**Activity to prevent, prepare for, and respond to Coronavirus:** No

**Initial Funding Date:** 03/05/2019

**Description:**

Operations activities associated with Business Accelerator to create new jobs.

**Financing**

	Fund Type	Grant Year	Grant	Funded Amount	Drawn In Program Year	Drawn Thru Program Year
CDBG	PI			\$167,508.00	\$0.00	\$167,508.00
<b>Total</b>	<b>Total</b>			<b>\$167,508.00</b>	<b>\$0.00</b>	<b>\$167,508.00</b>

**Proposed Accomplishments**

Jobs : 4

**Actual Accomplishments**

*Number assisted:*

	<b>Owner</b>		<b>Renter</b>		<b>Total</b>		<b>Person</b>	
	Total	Hispanic	Total	Hispanic	Total	Hispanic	Total	Hispanic
White:	0	0	0	0	0	0		0
Black/African American:	0	0	0	0	0	0	0	0
Asian:	0	0	0	0	0	0	0	0
American Indian/Alaskan Native:	0	0	0	0	0	0	0	0
Native Hawaiian/Other Pacific Islander:	0	0	0	0	0	0	0	0
American Indian/Alaskan Native & White:	0	0	0	0	0	0	0	0
Asian White:	0	0	0	0	0	0	0	0
Black/African American & White:	0	0	0	0	0	0	0	0
American Indian/Alaskan Native & Black/African American:	0	0	0	0	0	0	0	0
Other multi-racial:	0	0	0	0	0	0	0	0
Asian/Pacific Islander:	0	0	0	0	0	0	0	0
Hispanic:	0	0	0	0	0	0	0	0
<b>Total:</b>	<b>0</b>	<b>0</b>	<b>0</b>	<b>0</b>	<b>0</b>	<b>0</b>	<b>0</b>	<b>0</b>



U.S. Department of Housing and Urban Development  
Office of Community Planning and Development  
Integrated Disbursement and Information System  
CDBG Activity Summary Report (GPR) for Program Year 2022  
SAN DIEGO

Date: 22-Sep-2023

Time: 20:55

Page: 17

Female-headed Households: 0 0 0

*Income Category:*

	Owner	Renter	Total	Person
Extremely Low	0	0	0	0
Low Mod	0	0	0	0
Moderate	0	0	0	0
Non Low Moderate	0	0	0	0
Total	0	0	0	0

Percent Low/Mod

**Annual Accomplishments**

No data returned for this view. This might be because the applied filter excludes all data.



U.S. Department of Housing and Urban Development  
Office of Community Planning and Development  
Integrated Disbursement and Information System  
CDBG Activity Summary Report (GPR) for Program Year 2022  
SAN DIEGO

Date: 22-Sep-2023  
Time: 20:55  
Page: 18

**PGM Year:** 2019  
**Project:** 0001 - CDBG Administration  
**IDIS Activity:** 7323 - HUD ADMINISTRATION-20

**Status:** Open  
**Location:** ,

**Objective:**  
**Outcome:**  
**Matrix Code:** General Program Administration (21A) **National Objective:**

**Activity to prevent, prepare for, and respond to Coronavirus:** No

**Initial Funding Date:** 08/29/2019

**Description:**

General CDBG admin costs

**Financing**

	Fund Type	Grant Year	Grant	Funded Amount	Drawn In Program Year	Drawn Thru Program Year
CDBG	EN	2016	B16MC060542	\$117,830.41	\$0.00	\$117,830.41
		2018	B18MC060542	\$40,230.77	\$0.00	\$40,230.77
		2019	B19MC060542	\$41,453.92	\$0.00	\$36,188.66
	PI			\$6,078,473.90	\$4,963.03	\$5,958,549.09
<b>Total</b>	<b>Total</b>			<b>\$6,277,989.00</b>	<b>\$4,963.03</b>	<b>\$6,152,798.93</b>

**Proposed Accomplishments**

**Actual Accomplishments**

*Number assisted:*

	Owner		Renter		Total		Person	
	Total	Hispanic	Total	Hispanic	Total	Hispanic	Total	Hispanic
White:					0	0		
Black/African American:					0	0		
Asian:					0	0		
American Indian/Alaskan Native:					0	0		
Native Hawaiian/Other Pacific Islander:					0	0		
American Indian/Alaskan Native & White:					0	0		
Asian White:					0	0		
Black/African American & White:					0	0		
American Indian/Alaskan Native & Black/African American:					0	0		
Other multi-racial:					0	0		
Asian/Pacific Islander:					0	0		
Hispanic:					0	0		



U.S. Department of Housing and Urban Development  
Office of Community Planning and Development  
Integrated Disbursement and Information System  
CDBG Activity Summary Report (GPR) for Program Year 2022  
SAN DIEGO

Date: 22-Sep-2023  
Time: 20:55  
Page: 19

<b>Total:</b>	<b>0</b>	<b>0</b>	<b>0</b>	<b>0</b>	<b>0</b>	<b>0</b>	<b>0</b>	<b>0</b>
---------------	----------	----------	----------	----------	----------	----------	----------	----------

Female-headed Households:	0
---------------------------	---

Income Category:

	Owner	Renter	Total	Person
Extremely Low			0	
Low Mod			0	
Moderate			0	
Non Low Moderate			0	
Total	0	0	0	0
Percent Low/Mod				

**Annual Accomplishments**

No data returned for this view. This might be because the applied filter excludes all data.



U.S. Department of Housing and Urban Development  
Office of Community Planning and Development  
Integrated Disbursement and Information System  
CDBG Activity Summary Report (GPR) for Program Year 2022  
SAN DIEGO

Date: 22-Sep-2023  
Time: 20:55  
Page: 20

**PGM Year:** 2019  
**Project:** 0004 - Affordable Housing and Residential Rehabilitation CDBG  
**IDIS Activity:** 7328 - GRID ALTERNATIVES-SINGLE FAMILY-20

**Status:** Open  
**Location:** 1171 Ocean Ave Oakland, CA 94608-1147

**Objective:** Provide decent affordable housing  
**Outcome:** Availability/accessibility  
**Matrix Code:** Rehab; Single-Unit Residential (14A) **National Objective:** LMH

**Activity to prevent, prepare for, and respond to Coronavirus:** No

**Initial Funding Date:** 09/25/2019

**Description:**

Offers sustainability-focused rehabilitation services to low to moderate-income single-family households in San Diego.

**Financing**

	Fund Type	Grant Year	Grant	Funded Amount	Drawn In Program Year	Drawn Thru Program Year
CDBG	EN	2016	B16MC060542	\$3,794.30	\$0.00	\$3,794.30
		2017	B17MC060542	\$148,190.38	\$0.00	\$148,190.38
		2018	B18MC060542	\$120,310.84	\$0.00	\$120,310.84
		2019	B19MC060542	\$1,430,365.24	\$0.00	\$39,300.81
	PI			\$797,339.24	\$59,062.93	\$797,290.04
<b>Total</b>	<b>Total</b>			<b>\$2,500,000.00</b>	<b>\$59,062.93</b>	<b>\$1,108,886.37</b>

**Proposed Accomplishments**

Housing Units : 80

**Actual Accomplishments**

*Number assisted:*

	Owner		Renter		Total		Person	
	Total	Hispanic	Total	Hispanic	Total	Hispanic	Total	Hispanic
White:	18	6	0	0	18	6	0	0
Black/African American:	8	0	0	0	8	0	0	0
Asian:	1	0	0	0	1	0	0	0
American Indian/Alaskan Native:	0	0	0	0	0	0	0	0
Native Hawaiian/Other Pacific Islander:	1	0	0	0	1	0	0	0
American Indian/Alaskan Native & White:	0	0	0	0	0	0	0	0
Asian White:	0	0	0	0	0	0	0	0
Black/African American & White:	0	0	0	0	0	0	0	0
American Indian/Alaskan Native & Black/African American:	0	0	0	0	0	0	0	0
Other multi-racial:	2	1	0	0	2	1	0	0





U.S. Department of Housing and Urban Development  
Office of Community Planning and Development  
Integrated Disbursement and Information System  
CDBG Activity Summary Report (GPR) for Program Year 2022  
SAN DIEGO

Date: 22-Sep-2023  
Time: 20:55  
Page: 21

Asian/Pacific Islander:	0	0	0	0	0	0	0	0
Hispanic:	0	0	0	0	0	0	0	0
<b>Total:</b>	<b>30</b>	<b>7</b>	<b>0</b>	<b>0</b>	<b>30</b>	<b>7</b>	<b>0</b>	<b>0</b>
Female-headed Households:	21		0		21			

*Income Category:*

	<b>Owner</b>	<b>Renter</b>	<b>Total</b>	<b>Person</b>
Extremely Low	7	0	7	0
Low Mod	14	0	14	0
Moderate	8	0	8	0
Non Low Moderate	0	0	0	0
Total	29	0	29	0
Percent Low/Mod	100.0%		100.0%	

**Annual Accomplishments**

<b>Years</b>	<b>Accomplishment Narrative</b>	<b># Benefitting</b>
2019	For the first 6 months of Fiscal Year 2020, 16 clients have been assisted. Project will continue into fiscal year 2021.	
2020	For Fiscal year 2021 year end, 29 homes have been repaired for a total of 45 for two fiscal years. Reporting requirements are still outstanding and project will continue into fiscal year 2022.	



U.S. Department of Housing and Urban Development  
Office of Community Planning and Development  
Integrated Disbursement and Information System  
CDBG Activity Summary Report (GPR) for Program Year 2022  
SAN DIEGO

Date: 22-Sep-2023  
Time: 20:55  
Page: 22

**PGM Year:** 2019  
**Project:** 0005 - Economic Development  
**IDIS Activity:** 7333 - CITY SD-ED BUS ASSISTANCE FUND-20

**Status:** Open  
**Location:** 1200 3rd Ave San Diego, CA 92101-4110

**Objective:** Create economic opportunities  
**Outcome:** Availability/accessibility  
**Matrix Code:** ED Direct Financial Assistance to For-Profits (18A) **National Objective:** LMA

**Activity to prevent, prepare for, and respond to Coronavirus:** No

**Initial Funding Date:** 11/18/2020

**Description:**  
Continues to fund business support services for potential small business loan clients and existing loan clients served by the Small Business Revolving Loan Fund.

**Financing**

	Fund Type	Grant Year	Grant	Funded Amount	Drawn In Program Year	Drawn Thru Program Year
CDBG	EN	2019	B19MC060542	\$426,914.00	\$0.00	\$0.00
<b>Total</b>	<b>Total</b>			<b>\$426,914.00</b>	<b>\$0.00</b>	<b>\$0.00</b>

**Proposed Accomplishments**

Businesses : 1  
Total Population in Service Area: 4,940  
Census Tract Percent Low / Mod: 63.56

**Annual Accomplishments**

No data returned for this view. This might be because the applied filter excludes all data.



U.S. Department of Housing and Urban Development  
Office of Community Planning and Development  
Integrated Disbursement and Information System  
CDBG Activity Summary Report (GPR) for Program Year 2022  
SAN DIEGO

Date: 22-Sep-2023  
Time: 20:55  
Page: 23

**PGM Year:** 2019  
**Project:** 0005 - Economic Development  
**IDIS Activity:** 7337 - CITY SD-EARLY STAGE DEV ACCEL-20

**Status:** Open  
**Location:** 1200 3rd Ave San Diego, CA 92101-4110

**Objective:** Create economic opportunities  
**Outcome:** Availability/accessibility  
**Matrix Code:** ED Technical Assistance (18B)

**National Objective:** LMA

**Activity to prevent, prepare for, and respond to Coronavirus:** No

**Initial Funding Date:** 11/17/2020

**Description:**

Small business incubator, within an LMI community focused on emerging small businesses with the potential to creat jobs for LMI residents.

**Financing**

	Fund Type	Grant Year	Grant	Funded Amount	Drawn In Program Year	Drawn Thru Program Year
CDBG	EN	2019	B19MC060542	\$45,288.47	\$0.00	\$0.00
	PI			\$454,711.53	\$0.00	\$454,711.53
<b>Total</b>	<b>Total</b>			<b>\$500,000.00</b>	<b>\$0.00</b>	<b>\$454,711.53</b>

**Proposed Accomplishments**

Businesses : 1  
Total Population in Service Area: 4,940  
Census Tract Percent Low / Mod: 63.56

**Annual Accomplishments**

No data returned for this view. This might be because the applied filter excludes all data.



U.S. Department of Housing and Urban Development  
Office of Community Planning and Development  
Integrated Disbursement and Information System  
CDBG Activity Summary Report (GPR) for Program Year 2022  
SAN DIEGO

Date: 22-Sep-2023  
Time: 20:55  
Page: 24

<b>PGM Year:</b>	2019				
<b>Project:</b>	0002 - Workforce Development and Job Readiness				
<b>IDIS Activity:</b>	7348 - SD WORKFORCE PART-CODE SD-20				
<b>Status:</b>	Open	<b>Objective:</b>	Create suitable living environments		
<b>Location:</b>	9246 Lightwave Ave Ste 210 San Diego, CA 92123-6411	<b>Outcome:</b>	Availability/accessibility		
		<b>Matrix Code:</b>	Employment Training (05H)	<b>National Objective:</b>	LMC

**Activity to prevent, prepare for, and respond to Coronavirus:** No

**Initial Funding Date:** 06/23/2020

**Description:**

Assists LMI residents in beginning careers in Information and Communications Technology (ICT) occupational fields through work readiness training, paid internships, and employment placement.

**Financing**

	Fund Type	Grant Year	Grant	Funded Amount	Drawn In Program Year	Drawn Thru Program Year
CDBG	EN	2017	B17MC060542	\$448,821.44	\$0.00	\$409,727.00
	PI			\$588,178.56	\$0.00	\$588,178.56
<b>Total</b>	<b>Total</b>			<b>\$1,037,000.00</b>	<b>\$0.00</b>	<b>\$997,905.56</b>

**Proposed Accomplishments**

People (General) : 165

**Actual Accomplishments**

*Number assisted:*

	Owner		Renter		Total		Person	
	Total	Hispanic	Total	Hispanic	Total	Hispanic	Total	Hispanic
White:	0	0	0	0	0	0	130	47
Black/African American:	0	0	0	0	0	0	23	3
Asian:	0	0	0	0	0	0	58	2
American Indian/Alaskan Native:	0	0	0	0	0	0	6	5
Native Hawaiian/Other Pacific Islander:	0	0	0	0	0	0	5	3
American Indian/Alaskan Native & White:	0	0	0	0	0	0	2	2
Asian White:	0	0	0	0	0	0	5	0
Black/African American & White:	0	0	0	0	0	0	4	1
American Indian/Alaskan Native & Black/African American:	0	0	0	0	0	0	1	0
Other multi-racial:	0	0	0	0	0	0	3	2
Asian/Pacific Islander:	0	0	0	0	0	0	0	0



U.S. Department of Housing and Urban Development  
Office of Community Planning and Development  
Integrated Disbursement and Information System  
CDBG Activity Summary Report (GPR) for Program Year 2022  
SAN DIEGO

Date: 22-Sep-2023  
Time: 20:55  
Page: 25

Hispanic:	0	0	0	0	0	0	0	0
<b>Total:</b>	<b>0</b>	<b>0</b>	<b>0</b>	<b>0</b>	<b>0</b>	<b>0</b>	<b>237</b>	<b>65</b>
Female-headed Households:	0		0		0			
<i>Income Category:</i>								
	<b>Owner</b>	<b>Renter</b>	<b>Total</b>	<b>Person</b>				
Extremely Low	0	0	0	111				
Low Mod	0	0	0	24				
Moderate	0	0	0	38				
Non Low Moderate	0	0	0	61				
Total	0	0	0	234				
Percent Low/Mod	73.9%							

**Annual Accomplishments**

<b>Years</b>	<b>Accomplishment Narrative</b>	<b># Benefitting</b>
2019	For the first 6 months of fiscal year 2020, 106 clients have been assisted. Project will continue into Fiscal year 2022.	
2021	For fiscal year 2022 closeout, an additional 233 clients were assisted for a total of 339 clients assisted during the contract period. A total of 616 individuals applied for the TechHire program in FY20. Out of those applicants, 337 unduplicated eligible individuals were enrolled in the program and received Case Management and job coaching services. Of those enrolled, 125 unduplicated clients completed their IEP and work-readiness training and were placed into paid ICT internships throughout which allowed participants to earn on-the-job training in the ICT field. A total of 222 unduplicated clients reported employment placement with ICT employers around San Diego in FY20	



U.S. Department of Housing and Urban Development  
Office of Community Planning and Development  
Integrated Disbursement and Information System  
CDBG Activity Summary Report (GPR) for Program Year 2022  
SAN DIEGO

Date: 22-Sep-2023  
Time: 20:55  
Page: 26

**PGM Year:** 2019  
**Project:** 0008 - Public Infrastructure Improvements  
**IDIS Activity:** 7350 - CITY SD SE MINI PARK IMP-20  
**Status:** Open  
**Location:** 4105 Gamma St San Diego, CA 92113-4115

**Objective:** Create suitable living environments  
**Outcome:** Availability/accessibility  
**Matrix Code:** Parks, Recreational Facilities (03F) **National Objective:** LMA

**Activity to prevent, prepare for, and respond to Coronavirus:** No

**Initial Funding Date:** 08/29/2019

**Description:**

Provides for the replacement of playground equipment, paths of travel, picnic tables and benches at four mini parks (Island Ave., Clay Ave., J St., Gamma St.) within the Southeastern Community Planning Area.  
The proposed improvement will make each park location ADA accessible.

**Financing**

	Fund Type	Grant Year	Grant	Funded Amount	Drawn In Program Year	Drawn Thru Program Year
CDBG	EN	2019	B19MC060542	\$1,334,602.42	\$0.00	\$502,100.83
	PI			\$3,265,397.58	\$2,400.55	\$3,265,397.58
<b>Total</b>	<b>Total</b>			<b>\$4,600,000.00</b>	<b>\$2,400.55</b>	<b>\$3,767,498.41</b>

**Proposed Accomplishments**

Public Facilities : 1  
Total Population in Service Area: 675  
Census Tract Percent Low / Mod: 77.04

**Annual Accomplishments**

No data returned for this view. This might be because the applied filter excludes all data.



U.S. Department of Housing and Urban Development  
Office of Community Planning and Development  
Integrated Disbursement and Information System  
CDBG Activity Summary Report (GPR) for Program Year 2022  
SAN DIEGO

Date: 22-Sep-2023  
Time: 20:55  
Page: 27

**PGM Year:** 2019

**Project:** 0003 - Community and Public Services

**IDIS Activity:** 7361 - CITY SD LIB-LIBRARY NEXT-20

**Status:** Open

**Location:** 330 Park Blvd San Diego, CA 92101-7416

**Objective:** Create suitable living environments

**Outcome:** Availability/accessibility

**Matrix Code:** Youth Services (05D)

**National Objective:** LMC

**Activity to prevent, prepare for, and respond to Coronavirus:** No

**Initial Funding Date:** 12/11/2019

**Description:**

Funds an existing program sponsored by the City of San Diego Library, in collaboration with UC San Diego Extension and Sally Ride Science, to expand STEM educational opportunities in LMI communities for students.

**Financing**

	Fund Type	Grant Year	Grant	Funded Amount	Drawn In Program Year	Drawn Thru Program Year
CDBG	EN	2019	B19MC060542	\$12,100.00	\$0.00	\$12,100.00
	PI			\$237,900.00	\$0.00	\$237,900.00
<b>Total</b>	<b>Total</b>			<b>\$250,000.00</b>	<b>\$0.00</b>	<b>\$250,000.00</b>

**Proposed Accomplishments**

People (General) : 450

**Actual Accomplishments**

*Number assisted:*

	Owner		Renter		Total		Person	
	Total	Hispanic	Total	Hispanic	Total	Hispanic	Total	Hispanic
White:	0	0	0	0	0	0	88	38
Black/African American:	0	0	0	0	0	0	12	1
Asian:	0	0	0	0	0	0	47	4
American Indian/Alaskan Native:	0	0	0	0	0	0	4	3
Native Hawaiian/Other Pacific Islander:	0	0	0	0	0	0	1	0
American Indian/Alaskan Native & White:	0	0	0	0	0	0	0	0
Asian White:	0	0	0	0	0	0	14	2
Black/African American & White:	0	0	0	0	0	0	0	0
American Indian/Alaskan Native & Black/African American:	0	0	0	0	0	0	0	0
Other multi-racial:	0	0	0	0	0	0	40	26
Asian/Pacific Islander:	0	0	0	0	0	0	0	0



U.S. Department of Housing and Urban Development  
Office of Community Planning and Development  
Integrated Disbursement and Information System  
CDBG Activity Summary Report (GPR) for Program Year 2022  
SAN DIEGO

Date: 22-Sep-2023  
Time: 20:55  
Page: 28

Hispanic:	0	0	0	0	0	0	0	0
<b>Total:</b>	<b>0</b>	<b>0</b>	<b>0</b>	<b>0</b>	<b>0</b>	<b>0</b>	<b>206</b>	<b>74</b>
Female-headed Households:	0		0		0			
<i>Income Category:</i>								
	<b>Owner</b>	<b>Renter</b>	<b>Total</b>	<b>Person</b>				
Extremely Low	0	0	0	53				
Low Mod	0	0	0	43				
Moderate	0	0	0	27				
Non Low Moderate	0	0	0	83				
Total	0	0	0	206				
Percent Low/Mod	59.7%							

#### Annual Accomplishments

Years	Accomplishment Narrative	# Benefitting
2019	<p>As of December 2019, 142 clients have been assisted. For Fiscal Year 2020 closeout report, 206 clients were assisted. The Library NExT STEAM Programs funded through CDBG served students in STEAM field subjects. The programs were well received and were hosted in 11 LMI San Diego communities. Students from 3rd through 12th grade participate in a variety of subjects, such as Python Programming, The Intertidal Zone: Where Land Meets Sea, Quest for Space (students perform science experiments, send them to the International Space Station and then receive their results), Virtual Exploration for a Sustainable World, Stephen Hawking: Dark Holes and the Science of Space and Time, among many others. There were 62 different subjects that the Youth Services Librarians could choose from after determining which courses their local community desired. This was determined by outreach in to the community, parent input, and student input in conjunction with statistical data from previous programs.</p> <p>Library NExT was also host to several six-session Admit One series throughout the 9 months that the Library was open. These SAT Test Prep courses were always full with an overflow of students on waiting lists. These students were accepted on first come first-served basis and with the ones who did not get in given top priority for the next series. The students took both pre-and post-tests to determine their their strengths and weaknesses to allow for studying in more concentrated areas. There were students in grades 9-12 who participated. Finally, Library NExT hosted three Program Your Future series. These programs run for 9 months in a series of 3 sections focusing on coding and programming. Programs such as HTML5, Javascript, IOS and more were taught. This pram is for High School aged youth and offers them an opportunity to be taught relevant programming by industry experts, professional workforce training, Certification from UCSD Extension and 3 units of pre-college credit for completing all three sections.</p> <p>The third series, hosted by the San Ysidro Branch Library was unfortunately cut short due to COVID-19 and Library closures. After we reopen and it is safe to host programs, we fully intend to repeat this program at the San Ysidro Library, giving the youth who attended previously priority. A new addition to this course this past year was the opportunity for parents to attend. While they were not official students, they could join their teen whenever possible to be able to gain knowledge of the programs and spend time with their teen in a positive environment. Aside from the courses being cut short mid-March, the programs were a great success. We had many repeat students but we also had many new ones. We saw some students move from the middle school STEAM courses to the High School ones, taking advantage of the Admit One SAT Test Preparation courses in anticipation of applying for colleges and universities. There was definitely a strengthened awareness of these invaluable opportunities to be taken advantage of at local libraries.</p>	





U.S. Department of Housing and Urban Development  
Office of Community Planning and Development  
Integrated Disbursement and Information System  
CDBG Activity Summary Report (GPR) for Program Year 2022  
SAN DIEGO

Date: 22-Sep-2023  
Time: 20:55  
Page: 29

Years	Accomplishment Narrative	# Benefitting
2020	For Fiscal Year 2021 year end report, a total of 206 clients were assisted. Project will not complete in fiscal year 2021 and will continue into the next year.	
2021	<p>For fiscal year 2022 closeout report, 206 clients have been assisted through the project. The Library NEXT STEAM Programs funded through CDBG served students in STEAM field subjects. The programs were well received and were hosted in 11 LMI San Diego communities. We has students from 3rd through 12th grade participate in a variety of subjects, such as Python Programming, The Intertidal Zone: Where Land Meets Sea, Quest for Space (students perform science experiments, send them to the Interntional Space Station and then receive their results), Virtual Exploration for a Sustianable World, Stephen Hawking: Dark Holes and the Science of Space and Time, among many others. There were 62 different subjects that the Youth Services Librarians could choose from after determining which courses their local community desired. This was determined by outreach in to the community, parent input, and student input in conjunction with statistical data from previous programs.&lt;br /&gt;Library NExT was also host to several six-session Admit One series throughout the 9 months that the Library was open. These SAT Test Prep courses were always full with an overflow of students on waiting lists.These students were accepted on first come first-served basis and with the ones who did not get in given top priority for the next series. The students took both pre-and post-tests to determine their their strengths and weaknesses to allow for studying in more concentratd areas. There were students in grades 9-12 who participated. Finally, Library NExT hosted three Progam Your Future series. These programs run for 9 months in a series of 3 sections focusing on coding and programming. Programs such as HTML5, Javascript, IOS and more were taught. This pram is for High School aged youth and offers them an opportunity to be taught relevent programming by industry experts, professional workforce training, Certification from UCSD Extension and 3 units of pre-college credit for completing all three sections. &lt;br /&gt;</p> <p>The third series, hosted by the San Ysidro Branch Llbrary was unfortunately cut short due to COVID-19 and Library closures. After we reopen and it is safe to host programs, we fully intend to repeat this program at the San Ysidro Library, giving the youth who attended previously priority. A new addition to this course this past year was the opportunity for parents to attend. While they were not official students, they could join their teen whenever possible to be able to gain knowledge of the programs and spend time with their teen in a positive environment. Aside from the courses being cut short mid-March, the programs were a great success. We had many repeat students but we also had many new ones. We saw some students move from the middle school STEAM courses to the High School ones, taking advantage of the Admit One SAT Test Preparation courses in anticipation of applying for colleges and universities. There was definitely a strengthened awareness of these invaluable opportunities to be taken advantage of at one's local library!</p>	



U.S. Department of Housing and Urban Development  
Office of Community Planning and Development  
Integrated Disbursement and Information System  
CDBG Activity Summary Report (GPR) for Program Year 2022  
SAN DIEGO

Date: 22-Sep-2023  
Time: 20:55  
Page: 30

**PGM Year:** 2019  
**Project:** 0003 - Community and Public Services  
**IDIS Activity:** 7372 - SD PRO ART VOICES-YOUTH CHORAL-20

**Status:** Open  
**Location:** PO Box 151136 San Diego, CA 92175-1136

**Objective:** Create suitable living environments  
**Outcome:** Availability/accessibility  
**Matrix Code:** Youth Services (05D)

**National Objective:** LMC

**Activity to prevent, prepare for, and respond to Coronavirus:** No

**Initial Funding Date:** 12/11/2019

**Description:**  
Expands a year-long program for students to develop knowledge, proficiency, leadership, and entrepreneurship skills through choral music education and performance.

**Financing**

	Fund Type	Grant Year	Grant	Funded Amount	Drawn In Program Year	Drawn Thru Program Year
CDBG	EN	2019	B19MC060542	\$14,597.50	\$0.00	\$0.00
	PI			\$35,402.50	\$0.00	\$35,402.50
<b>Total</b>	<b>Total</b>			<b>\$50,000.00</b>	<b>\$0.00</b>	<b>\$35,402.50</b>

**Proposed Accomplishments**

People (General) : 80

**Actual Accomplishments**

*Number assisted:*

	Owner		Renter		Total		Person	
	Total	Hispanic	Total	Hispanic	Total	Hispanic	Total	Hispanic
White:	0	0	0	0	0	0	14	13
Black/African American:	0	0	0	0	0	0	2	0
Asian:	0	0	0	0	0	0	2	0
American Indian/Alaskan Native:	0	0	0	0	0	0	0	0
Native Hawaiian/Other Pacific Islander:	0	0	0	0	0	0	0	0
American Indian/Alaskan Native & White:	0	0	0	0	0	0	0	0
Asian White:	0	0	0	0	0	0	0	0
Black/African American & White:	0	0	0	0	0	0	0	0
American Indian/Alaskan Native & Black/African American:	0	0	0	0	0	0	0	0
Other multi-racial:	0	0	0	0	0	0	4	2
Asian/Pacific Islander:	0	0	0	0	0	0	0	0
Hispanic:	0	0	0	0	0	0	0	0



U.S. Department of Housing and Urban Development  
Office of Community Planning and Development  
Integrated Disbursement and Information System  
CDBG Activity Summary Report (GPR) for Program Year 2022  
SAN DIEGO

Date: 22-Sep-2023  
Time: 20:55  
Page: 31

**Total:** 0 0 0 0 0 0 22 15

Female-headed Households: 0 0 0

*Income Category:*

	Owner	Renter	Total	Person
Extremely Low	0	0	0	10
Low Mod	0	0	0	10
Moderate	0	0	0	2
Non Low Moderate	0	0	0	0
Total	0	0	0	22
Percent Low/Mod				100.0%

**Annual Accomplishments**

Years	Accomplishment Narrative	# Benefitting
2019	For Fiscal Year 2020, project agreement was delayed and accomplishments will be reported in FY 2021.	
2020	For Fiscal Year 2021, 22 clients have been assisted. Project will not close in fy 2021 and will continue into next fiscal year.	



U.S. Department of Housing and Urban Development  
Office of Community Planning and Development  
Integrated Disbursement and Information System  
CDBG Activity Summary Report (GPR) for Program Year 2022  
SAN DIEGO

Date: 22-Sep-2023  
Time: 20:55  
Page: 32

**PGM Year:** 2019

**Project:** 0006 - Improvement of Nonprofit Facilities

**IDIS Activity:** 7377 - ACCESS YOUTH ACADEMY SE-20

**Status:** Completed 4/18/2023 12:00:00 AM

**Location:** 704 Euclid Ave San Diego, CA 92114-1014

**Objective:** Create suitable living environments

**Outcome:** Availability/accessibility

**Matrix Code:** Youth Centers (03D)

**National Objective:** LMC

**Activity to prevent, prepare for, and respond to Coronavirus:** No

**Initial Funding Date:** 11/12/2020

**Description:**

Funds the construction of a facility that will include 8 squash courts, 4 classrooms, a technology center, study areas, and offices. Increased educational capabilities will provide an important educational resource for students and families to utilize after school hours, and will be a community hub for health and fitness.

**Financing**

	Fund Type	Grant Year	Grant	Funded Amount	Drawn In Program Year	Drawn Thru Program Year
CDBG	EN	2016	B16MC060542	\$9,695.00	\$0.00	\$9,695.00
	PI			\$5,490,305.00	\$0.00	\$5,490,305.00
<b>Total</b>	<b>Total</b>			<b>\$5,500,000.00</b>	<b>\$0.00</b>	<b>\$5,500,000.00</b>

**Proposed Accomplishments**

Public Facilities : 1

**Actual Accomplishments**

*Number assisted:*

	Owner		Renter		Total		Person	
	Total	Hispanic	Total	Hispanic	Total	Hispanic	Total	Hispanic
White:	0	0	0	0	0	0	42	42
Black/African American:	0	0	0	0	0	0	53	0
Asian:	0	0	0	0	0	0	31	0
American Indian/Alaskan Native:	0	0	0	0	0	0	0	0
Native Hawaiian/Other Pacific Islander:	0	0	0	0	0	0	1	0
American Indian/Alaskan Native & White:	0	0	0	0	0	0	0	0
Asian White:	0	0	0	0	0	0	1	0
Black/African American & White:	0	0	0	0	0	0	3	0
American Indian/Alaskan Native & Black/African American:	0	0	0	0	0	0	0	0
Other multi-racial:	0	0	0	0	0	0	34	0
Asian/Pacific Islander:	0	0	0	0	0	0	0	0



U.S. Department of Housing and Urban Development  
Office of Community Planning and Development  
Integrated Disbursement and Information System  
CDBG Activity Summary Report (GPR) for Program Year 2022  
SAN DIEGO

Date: 22-Sep-2023  
Time: 20:55  
Page: 33

Hispanic:	0	0	0	0	0	0	0	0
<b>Total:</b>	<b>0</b>	<b>0</b>	<b>0</b>	<b>0</b>	<b>0</b>	<b>0</b>	<b>165</b>	<b>42</b>

Female-headed Households:	0	0	0	0
---------------------------	---	---	---	---

*Income Category:*

	Owner	Renter	Total	Person
Extremely Low	0	0	0	68
Low Mod	0	0	0	65
Moderate	0	0	0	14
Non Low Moderate	0	0	0	18
Total	0	0	0	165
Percent Low/Mod				89.1%

**Annual Accomplishments**

Years	Accomplishment Narrative	# Benefitting
2019	For fiscal year 2020 year end, construction is ongoing and will continue into fy 2021. Project is tentatively scheduled to open in calendar year 2021.	
2020	For fiscal year 2021 year end, project is nearly complete but will continue into fiscal year 2022.The project is complete. AYA Constructed a 22,000-square-foot, 2-story Squash & Educational Facility at 704 Euclid Avenue, San Diego, CA 92114 (corner of Euclid Avenue and Guymon Street) with eight squash courts, 2 locker rooms, four classrooms, a technology center, study areas, conference and multi-purpose rooms, and a parent lounge. The new facility allowed the service expansion of Subrecipient core squashed-based youth development and support program (academic enrichment, health and wellness, community service, and leadership skills) from 100 students per year to 250 students.	



U.S. Department of Housing and Urban Development  
Office of Community Planning and Development  
Integrated Disbursement and Information System  
CDBG Activity Summary Report (GPR) for Program Year 2022  
SAN DIEGO

Date: 22-Sep-2023  
Time: 20:55  
Page: 34

<b>PGM Year:</b>	2019		
<b>Project:</b>	0005 - Economic Development		
<b>IDIS Activity:</b>	7386 - SOMALI BANTU-WE DREAM-20		
<b>Status:</b>	Completed 8/22/2023 12:00:00 AM	<b>Objective:</b>	Create economic opportunities
<b>Location:</b>	4265 Fairmount Ave Ste 210 210 San Diego, CA 92105-1266	<b>Outcome:</b>	Availability/accessibility
		<b>Matrix Code:</b>	Micro-Enterprise Assistance (18C)
		<b>National Objective:</b>	LMCMC

**Activity to prevent, prepare for, and respond to Coronavirus:** No

**Initial Funding Date:** 12/11/2019

**Description:**

The Women Entrepreneurs: Developing Refugee Economic Advancement through Microenterprise (WE DREAM) Program will assist refugees, with a focus on women, in becoming financially independent by helping them start their own child care microenterprise.  
The program will provide instruction, training, and supportive services needed to pass state requirements for a license, enabling participants to offer in-home daycare.

**Financing**

	Fund Type	Grant Year	Grant	Funded Amount	Drawn In Program Year	Drawn Thru Program Year
CDBG	EN	2019	B19MC060542	\$7,691.06	\$0.00	\$7,691.06
	PI			\$24,397.98	\$0.00	\$24,397.98
<b>Total</b>	<b>Total</b>			<b>\$32,089.04</b>	<b>\$0.00</b>	<b>\$32,089.04</b>

**Proposed Accomplishments**

Businesses : 20

**Actual Accomplishments**

*Number assisted:*

	Owner		Renter		Total		Person	
	Total	Hispanic	Total	Hispanic	Total	Hispanic	Total	Hispanic
White:	0	0	0	0	0	0		0
Black/African American:	0	0	0	0	0	0	58	0
Asian:	0	0	0	0	0	0	0	0
American Indian/Alaskan Native:	0	0	0	0	0	0	0	0
Native Hawaiian/Other Pacific Islander:	0	0	0	0	0	0	0	0
American Indian/Alaskan Native & White:	0	0	0	0	0	0	0	0
Asian White:	0	0	0	0	0	0	0	0
Black/African American & White:	0	0	0	0	0	0	0	0
American Indian/Alaskan Native & Black/African American:	0	0	0	0	0	0	0	0
Other multi-racial:	0	0	0	0	0	0	0	0
Asian/Pacific Islander:	0	0	0	0	0	0	0	0



U.S. Department of Housing and Urban Development  
Office of Community Planning and Development  
Integrated Disbursement and Information System  
CDBG Activity Summary Report (GPR) for Program Year 2022  
SAN DIEGO

Date: 22-Sep-2023  
Time: 20:55  
Page: 35

Hispanic:	0	0	0	0	0	0	0	0
<b>Total:</b>	<b>0</b>	<b>0</b>	<b>0</b>	<b>0</b>	<b>0</b>	<b>0</b>	<b>58</b>	<b>0</b>
Female-headed Households:	0		0		0			
<i>Income Category:</i>								
	<b>Owner</b>	<b>Renter</b>	<b>Total</b>	<b>Person</b>				
Extremely Low	0	0	0	3				
Low Mod	0	0	0	41				
Moderate	0	0	0	14				
Non Low Moderate	0	0	0	0				
Total	0	0	0	58				
Percent Low/Mod	100.0%							

**Annual Accomplishments**

<b>Years</b>	<b>Accomplishment Narrative</b>	<b># Benefitting</b>
2019	The Somali Bantu Association of America had three CDBG-paid activities which included Family Child Care (FCC), Technical Assistance Translation Support (TA), and Microenterprise Development (MED). FCC gave clients the opportunity to become licensed childcare providers; partnered with A-B-CPR we offered two 8-hour classes, an online child abuse course, stipend utilization, licensing applications, and preparation for home visits prior to licensing. Microenterprise Development (MED) provided a 2.5-hour class provided by partner Access, Inc. Classes for job/business training. Technical Assistance Translation Support(TA) and translation support to complete all FCC (Family Child Care) and MED (Microenterprise Development) training, licensing applications, and criteria, and start FCC microenterprise. In the end, the client benefited from a childcare license(CPR/preventive health, child abuse classes), translation, and a job training class. A total of 58 clients were provided with technical assistance services and 3 businesses were established or expanded.	



U.S. Department of Housing and Urban Development  
Office of Community Planning and Development  
Integrated Disbursement and Information System  
CDBG Activity Summary Report (GPR) for Program Year 2022  
SAN DIEGO

Date: 22-Sep-2023  
Time: 20:55  
Page: 36

**PGM Year:** 2019  
**Project:** 0007 - Homelessness - CDBG  
**IDIS Activity:** 7392 - CITY SD-ED-HOMELESS FAC SVC-20

**Status:** Open  
**Location:** 1200 3rd Ave San Diego, CA 92101-4110

**Objective:** Create suitable living environments  
**Outcome:** Availability/accessibility  
**Matrix Code:** Operating Costs of Homeless/AIDS Patients Programs (03T)

**National Objective:** LMC

**Activity to prevent, prepare for, and respond to Coronavirus:** No

**Initial Funding Date:** 11/17/2020

**Description:**

Funding for TBD homeless facility service.  
Nav Center

**Financing**

	Fund Type	Grant Year	Grant	Funded Amount	Drawn In Program Year	Drawn Thru Program Year
CDBG	EN	2018	B18MC060542	\$350,801.53	\$0.00	\$0.00
	PI			\$49,198.47	\$0.00	\$49,198.47
<b>Total</b>	<b>Total</b>			<b>\$400,000.00</b>	<b>\$0.00</b>	<b>\$49,198.47</b>

**Proposed Accomplishments**

People (General) : 600

**Actual Accomplishments**

*Number assisted:*

	Owner		Renter		Total		Person	
	Total	Hispanic	Total	Hispanic	Total	Hispanic	Total	Hispanic
White:	0	0	0	0	0	0	60	25
Black/African American:	0	0	0	0	0	0	46	3
Asian:	0	0	0	0	0	0	1	0
American Indian/Alaskan Native:	0	0	0	0	0	0	2	2
Native Hawaiian/Other Pacific Islander:	0	0	0	0	0	0	1	0
American Indian/Alaskan Native & White:	0	0	0	0	0	0	0	0
Asian White:	0	0	0	0	0	0	1	0
Black/African American & White:	0	0	0	0	0	0	1	0
American Indian/Alaskan Native & Black/African American:	0	0	0	0	0	0	0	0
Other multi-racial:	0	0	0	0	0	0	4	3
Asian/Pacific Islander:	0	0	0	0	0	0	0	0





U.S. Department of Housing and Urban Development  
Office of Community Planning and Development  
Integrated Disbursement and Information System  
CDBG Activity Summary Report (GPR) for Program Year 2022  
SAN DIEGO

Date: 22-Sep-2023  
Time: 20:55  
Page: 37

Hispanic:	0	0	0	0	0	0	0	0
<b>Total:</b>	<b>0</b>	<b>0</b>	<b>0</b>	<b>0</b>	<b>0</b>	<b>0</b>	<b>116</b>	<b>33</b>

Female-headed Households:	0	0	0
---------------------------	---	---	---

*Income Category:*

	Owner	Renter	Total	Person
Extremely Low	0	0	0	116
Low Mod	0	0	0	0
Moderate	0	0	0	0
Non Low Moderate	0	0	0	0
Total	0	0	0	116
Percent Low/Mod				100.0%

**Annual Accomplishments**

Years	Accomplishment Narrative	# Benefitting
2019	For the first six months of Fiscal year 2020, 116 clients have been assisted.	



U.S. Department of Housing and Urban Development  
Office of Community Planning and Development  
Integrated Disbursement and Information System  
CDBG Activity Summary Report (GPR) for Program Year 2022  
SAN DIEGO

Date: 22-Sep-2023  
Time: 20:55  
Page: 38

**PGM Year:** 2019  
**Project:** 0007 - Homelessness - CDBG  
**IDIS Activity:** 7422 - NTC HOMELESSNESS-CATHOLIC CHARITIES-20

**Status:** Open  
**Location:** 759 8th Ave San Diego, CA 92101-6407

**Objective:** Create suitable living environments  
**Outcome:** Availability/accessibility  
**Matrix Code:** Homeless Facilities (not operating costs) (03C)

**National Objective:** LMC

**Activity to prevent, prepare for, and respond to Coronavirus:** No

**Initial Funding Date:** 11/17/2020

**Description:**

NTC Agreement for Catholic Charities.

**Financing**

	Fund Type	Grant Year	Grant	Funded Amount	Drawn In Program Year	Drawn Thru Program Year
CDBG	EN	2018	B18MC060542	\$287,500.00	\$0.00	\$0.00
<b>Total</b>	<b>Total</b>			<b>\$287,500.00</b>	<b>\$0.00</b>	<b>\$0.00</b>

**Proposed Accomplishments**

Public Facilities : 1

**Actual Accomplishments**

*Number assisted:*

	<b>Owner</b>		<b>Renter</b>		<b>Total</b>		<b>Person</b>	
	Total	Hispanic	Total	Hispanic	Total	Hispanic	Total	Hispanic
White:	0	0	0	0	0	0		0
Black/African American:	0	0	0	0	0	0	0	0
Asian:	0	0	0	0	0	0	0	0
American Indian/Alaskan Native:	0	0	0	0	0	0	0	0
Native Hawaiian/Other Pacific Islander:	0	0	0	0	0	0	0	0
American Indian/Alaskan Native & White:	0	0	0	0	0	0	0	0
Asian White:	0	0	0	0	0	0	0	0
Black/African American & White:	0	0	0	0	0	0	0	0
American Indian/Alaskan Native & Black/African American:	0	0	0	0	0	0	0	0
Other multi-racial:	0	0	0	0	0	0	0	0
Asian/Pacific Islander:	0	0	0	0	0	0	0	0
Hispanic:	0	0	0	0	0	0	0	0
<b>Total:</b>	<b>0</b>	<b>0</b>	<b>0</b>	<b>0</b>	<b>0</b>	<b>0</b>	<b>0</b>	<b>0</b>



U.S. Department of Housing and Urban Development  
Office of Community Planning and Development  
Integrated Disbursement and Information System  
CDBG Activity Summary Report (GPR) for Program Year 2022  
SAN DIEGO

Date: 22-Sep-2023  
Time: 20:55  
Page: 39

Female-headed Households: 0 0 0

*Income Category:*

	Owner	Renter	Total	Person
Extremely Low	0	0	0	0
Low Mod	0	0	0	0
Moderate	0	0	0	0
Non Low Moderate	0	0	0	0
Total	0	0	0	0

Percent Low/Mod

**Annual Accomplishments**

No data returned for this view. This might be because the applied filter excludes all data.



U.S. Department of Housing and Urban Development  
Office of Community Planning and Development  
Integrated Disbursement and Information System  
CDBG Activity Summary Report (GPR) for Program Year 2022  
SAN DIEGO

Date: 22-Sep-2023  
Time: 20:55  
Page: 40

**PGM Year:** 2019  
**Project:** 0007 - Homelessness - CDBG  
**IDIS Activity:** 7423 - NTC HOMELESSNESS-SVDP-20

**Status:** Open  
**Location:** 1501 Imperial Ave San Diego, CA 92101-7638

**Objective:** Create suitable living environments  
**Outcome:** Availability/accessibility  
**Matrix Code:** Homeless Facilities (not operating costs) (03C)

**National Objective:** LMC

**Activity to prevent, prepare for, and respond to Coronavirus:** No

**Initial Funding Date:** 11/17/2020

**Description:**

NTC Agreement for St.  
Vincent de Paul

**Financing**

	Fund Type	Grant Year	Grant	Funded Amount	Drawn In Program Year	Drawn Thru Program Year
CDBG	EN	2018	B18MC060542	\$67,379.00	\$0.00	\$5,015.00
	PI			\$220,121.00	\$0.00	\$220,121.00
<b>Total</b>	<b>Total</b>			<b>\$287,500.00</b>	<b>\$0.00</b>	<b>\$225,136.00</b>

**Proposed Accomplishments**

Public Facilities : 1

**Actual Accomplishments**

*Number assisted:*

	Owner		Renter		Total		Person	
	Total	Hispanic	Total	Hispanic	Total	Hispanic	Total	Hispanic
White:	0	0	0	0	0	0	272	173
Black/African American:	0	0	0	0	0	0	135	0
Asian:	0	0	0	0	0	0	0	0
American Indian/Alaskan Native:	0	0	0	0	0	0	0	0
Native Hawaiian/Other Pacific Islander:	0	0	0	0	0	0	1	0
American Indian/Alaskan Native & White:	0	0	0	0	0	0	0	0
Asian White:	0	0	0	0	0	0	0	0
Black/African American & White:	0	0	0	0	0	0	0	0
American Indian/Alaskan Native & Black/African American:	0	0	0	0	0	0	0	0
Other multi-racial:	0	0	0	0	0	0	15	0
Asian/Pacific Islander:	0	0	0	0	0	0	0	0



U.S. Department of Housing and Urban Development  
Office of Community Planning and Development  
Integrated Disbursement and Information System  
CDBG Activity Summary Report (GPR) for Program Year 2022  
SAN DIEGO

Date: 22-Sep-2023  
Time: 20:55  
Page: 41

Hispanic:	0	0	0	0	0	0	0	0
<b>Total:</b>	<b>0</b>	<b>0</b>	<b>0</b>	<b>0</b>	<b>0</b>	<b>0</b>	<b>423</b>	<b>173</b>

Female-headed Households:	0	0	0
---------------------------	---	---	---

<i>Income Category:</i>	<b>Owner</b>	<b>Renter</b>	<b>Total</b>	<b>Person</b>
Extremely Low	0	0	0	423
Low Mod	0	0	0	0
Moderate	0	0	0	0
Non Low Moderate	0	0	0	0
Total	0	0	0	423
Percent Low/Mod				100.0%

Annual Accomplishments

Years	Accomplishment Narrative	# Benefitting
2021		



U.S. Department of Housing and Urban Development  
Office of Community Planning and Development  
Integrated Disbursement and Information System  
CDBG Activity Summary Report (GPR) for Program Year 2022  
SAN DIEGO

Date: 22-Sep-2023  
Time: 20:55  
Page: 42

**PGM Year:** 2019  
**Project:** 0008 - Public Infrastructure Improvements  
**IDIS Activity:** 7425 - CITY SD-CITY HEIGHTS POOL CIP-20

**Status:** Completed 8/4/2022 12:00:00 AM  
**Location:** 4380 Landis St San Diego, CA 92105-2621

**Objective:** Create suitable living environments  
**Outcome:** Availability/accessibility  
**Matrix Code:** Parks, Recreational Facilities (03F)

**National Objective:** LMA

**Activity to prevent, prepare for, and respond to Coronavirus:** No

**Initial Funding Date:** 11/17/2020

**Description:**

City Heights Pool improvements

**Financing**

	Fund Type	Grant Year	Grant	Funded Amount	Drawn In Program Year	Drawn Thru Program Year
CDBG	EN	2019	B19MC060542	\$637,508.46	\$0.00	\$637,508.46
	PI			\$1,323,351.85	\$0.00	\$1,323,351.85
<b>Total</b>	<b>Total</b>			<b>\$1,960,860.31</b>	<b>\$0.00</b>	<b>\$1,960,860.31</b>

**Proposed Accomplishments**

Public Facilities : 1

Total Population in Service Area: 2,190

Census Tract Percent Low / Mod: 91.55

**Annual Accomplishments**

Years	Accomplishment Narrative	# Benefitting
2021	The City Heights Pool Reconstruction Project included: the demolition of existing fences; reconstruction of pool, pool slide and children's play structure; over excavation and grading; swimming pool rough plumbing, electrical, forming and shotcrete pool shell; slide and play structure deposit and shop drawings; mobilization, bonding, permits, and submittals. The total amount of CDBG funds expended totals \$1,960,860.31.	



U.S. Department of Housing and Urban Development  
Office of Community Planning and Development  
Integrated Disbursement and Information System  
CDBG Activity Summary Report (GPR) for Program Year 2022  
SAN DIEGO

Date: 22-Sep-2023  
Time: 20:55  
Page: 43

**PGM Year:** 2021  
**Project:** 0006 - Affordable Housing and Residential Rehabilitation  
**IDIS Activity:** 7456 - Affordable Housing NOFA

**Status:** Open  
**Location:** 1200 3rd Ave Ste 1400 San Diego, CA 92101-4157

**Objective:** Provide decent affordable housing

**Outcome:** Availability/accessibility

**Matrix Code:** Rehab; Multi-Unit Residential (14B)

**National Objective:** LMH

**Activity to prevent, prepare for, and respond to Coronavirus:** No

**Initial Funding Date:** 06/23/2021

**Description:**

To be used for FY22 Affordable Housing NOFAIDIS IO SPONSOR PROGRAM AMOUNT 7036 AA1000003-18 HUD ADMINISTRATION 17.05 7193 FR1000003-19 NEW AMERICANS MUSEUM 18,629.35 7194 FS1000003-19 ARC OF SD-NORTH SHORES 74,936.00 7206 GC1000003-19 SDWFP-TECHHIRE 24,119.73 7207 GD1000003-19 SDWFP-MENTORSHIP 16,111.04 7324 AE1000003-20 FAIR HOUSING 1.76 7331 EC1000003-20 ALLIANCE FOR AFRICAN ASSISTANCE 127.06 7360 CB1000003-20 BAYSIDE COMMUNITY CENTER 2,203.11 7340 EN1000003-20 SOUTHWEST COMMUNITY COLLEGE 3,625.15 7368 CJ1000003-20 ORGANIZATIONS IN TRAINING 4,727.80 7354 GL1000003-20 WESLEY HOUSE 214.00 7364 CF1000003-20 LAUNCHING LEGACIES 24,100.35 7371 CM1000003-20 SD LGBT BEHAVIORAL HEALTH CTR 34,180.38 UC1000003-21 UNOBLIGATED CDBG 7,416.48 7226 DB1000003-19 CHICANO FEDERATION-WINDOW 8,215.47 7323 AA1000003-20 HUD ADMINISTRATION 124,887.84 7329 EA1000003-20 ACCESS-MICROENTERPRISE 42.00 7336 EH1000003-20 IRC-MICROENTERPRISE 758.34 7338 EO1000003-20 SMALL BUSINESS RELIEF FUND 97,285.36 7339 EM1000003-20 SOMALI FAMILY SERVICES 16,906.65 7341 BA1000003-20 CASA FAMILIAR 2,213.07 7343 BD1000003-20 GRID-INSTALLER 8,705.01 7359 CA1000003-20 ALMA COMMUNITY 217.10 7375 CP1000003-20 URBAN GROWTH 13,825.44 7380 FD1000003-20 NEIGH HOUSE-41ST ST 383.85 7391 GA1000003-20 CITY SD-ED-HOMELESS FAC REHAB 25,000.00 7485 EI1000003-21 MISSION EDGE 500.00 7489 DB1000003-21 LA MAESTRA FAMILY CLINIC-HOPE 499,619.00 7497 GC1000003-21 SDHC-FAMILY SHELTER 89,393.00 7499 GB1000003-21 SDHC-DAY CENTER 14,764.43 7506 AA1000003-21 HUD ADMINISTRATION 4,413,088.14 7512 EM1000003-21 CITY STOREFRONT IMPROVEMENT 200,000.00 7581 CM1000003-21 OPERATION SHELTER TO HOME 262,703.00 7585 FA1000003-22 WESLEY HOUSE 163,938.70 UC1000003-18 UNOBLIGATED CDBG 25,729.86 7221 AB1000003-19 HUD ADMINISTRATION 7,000.00 7180 FE1000003-19 CENTRO SAN YSIDRO-HEALTH 88,879.00 7385 EJ1000003-20 LOGAN HTS CDC-NEW ENTREPRENEUR 4,032.92 7490 DC1000003-21 SDHC AFFORDABLE HOUSING 4,000,000.00 7507 AE1000003-21 FAIR HOUSING 1,174.26 7211 GI1000003-19 ST PAUL MCCOLL HEALTH CTR 394.20 7229 DE1000003-19 SD HABITAT FOR HUMANITY 1,406.40 7352 GC1000003-20 FATHER JOE'S VILLAGE-HOPE 14,230.73 7381 FE1000003-20 NEIGH HOUSE-NUT CTR 2,265.40 7470 BB1000003-21 IRC-MAKES 2,389.60 7513 CF1000003-21 NONPROFIT FINANCIAL ASSISTANCE-COVID 58,602.00 7623 HB1000003-22 HOMELESS RESPONSE CENTER 721,430.09 \$4,265,734 was reprogrammed to 7706 Serenade on 43rd project

**Financing**

	Fund Type	Grant Year	Grant	Funded Amount	Drawn In Program Year	Drawn Thru Program Year
CDBG	EN	2020	B20MC060542	\$5,116,938.62	\$0.00	\$0.00
		2021	B21MC060542	\$7,407,379.59	\$0.00	\$0.00
<b>Total</b>	<b>Total</b>			<b>\$12,524,318.21</b>	<b>\$0.00</b>	<b>\$0.00</b>

**Proposed Accomplishments**

Housing Units : 10

**Actual Accomplishments**

Number assisted:

Owner		Renter		Total		Person	
Total	Hispanic	Total	Hispanic	Total	Hispanic	Total	Hispanic



U.S. Department of Housing and Urban Development  
Office of Community Planning and Development  
Integrated Disbursement and Information System  
CDBG Activity Summary Report (GPR) for Program Year 2022  
SAN DIEGO

Date: 22-Sep-2023  
Time: 20:55  
Page: 44

White:	0	0	0	0	0	0	0	0
Black/African American:	0	0	0	0	0	0	0	0
Asian:	0	0	0	0	0	0	0	0
American Indian/Alaskan Native:	0	0	0	0	0	0	0	0
Native Hawaiian/Other Pacific Islander:	0	0	0	0	0	0	0	0
American Indian/Alaskan Native & White:	0	0	0	0	0	0	0	0
Asian White:	0	0	0	0	0	0	0	0
Black/African American & White:	0	0	0	0	0	0	0	0
American Indian/Alaskan Native & Black/African American:	0	0	0	0	0	0	0	0
Other multi-racial:	0	0	0	0	0	0	0	0
Asian/Pacific Islander:	0	0	0	0	0	0	0	0
Hispanic:	0	0	0	0	0	0	0	0
<b>Total:</b>	<b>0</b>	<b>0</b>	<b>0</b>	<b>0</b>	<b>0</b>	<b>0</b>	<b>0</b>	<b>0</b>

Female-headed Households:	0	0	0
---------------------------	---	---	---

*Income Category:*

	Owner	Renter	Total	Person
Extremely Low	0	0	0	0
Low Mod	0	0	0	0
Moderate	0	0	0	0
Non Low Moderate	0	0	0	0
Total	0	0	0	0

Percent Low/Mod

**Annual Accomplishments**

No data returned for this view. This might be because the applied filter excludes all data.





U.S. Department of Housing and Urban Development  
Office of Community Planning and Development  
Integrated Disbursement and Information System  
CDBG Activity Summary Report (GPR) for Program Year 2022  
SAN DIEGO

Date: 22-Sep-2023  
Time: 20:55  
Page: 45

**PGM Year:** 2020  
**Project:** 0005 - PUBLIC INFRASTRUCTURE IMPROVEMENTS  
**IDIS Activity:** 7465 - CITY CIP-MLK REC CTR MIP-21

**Status:** Open  
**Location:** 6401 Skyline Dr San Diego, CA 92114-5632

**Objective:** Create suitable living environments  
**Outcome:** Availability/accessibility  
**Matrix Code:** Parks, Recreational Facilities (03F)

**National Objective:** LMA

**Activity to prevent, prepare for, and respond to Coronavirus:** No

**Initial Funding Date:** 08/18/2021

**Description:**

MLK Recreation Center Moisture Intrusion project (MIP)

**Financing**

	Fund Type	Grant Year	Grant	Funded Amount	Drawn In Program Year	Drawn Thru Program Year
CDBG	EN	2020	B20MC060542	\$1,796,158.38	\$551.02	\$551.02
	PI			\$1,645.30	\$1,645.30	\$1,645.30
<b>Total</b>	<b>Total</b>			<b>\$1,797,803.68</b>	<b>\$2,196.32</b>	<b>\$2,196.32</b>

**Proposed Accomplishments**

Public Facilities : 1  
Total Population in Service Area: 5,295  
Census Tract Percent Low / Mod: 52.31

**Annual Accomplishments**

No data returned for this view. This might be because the applied filter excludes all data.



U.S. Department of Housing and Urban Development  
Office of Community Planning and Development  
Integrated Disbursement and Information System  
CDBG Activity Summary Report (GPR) for Program Year 2022  
SAN DIEGO

Date: 22-Sep-2023  
Time: 20:55  
Page: 46

**PGM Year:** 2020  
**Project:** 0005 - PUBLIC INFRASTRUCTURE IMPROVEMENTS  
**IDIS Activity:** 7466 - CITY CIP-SIDEWALK PROJECTS-21

**Status:** Open  
**Location:** 1200 3rd Ave San Diego, CA 92101-4110

**Objective:** Create suitable living environments  
**Outcome:** Availability/accessibility  
**Matrix Code:** Sidewalks (03L)

**National Objective:** LMA

**Activity to prevent, prepare for, and respond to Coronavirus:** No

**Initial Funding Date:** 11/18/2020

**Description:**

**Financing**

	Fund Type	Grant Year	Grant	Funded Amount	Drawn In Program Year	Drawn Thru Program Year
CDBG	EN	2019	B19MC060542	\$16,550.01	\$0.00	\$0.00
	PI			\$314,449.99	\$0.00	\$314,449.99
<b>Total</b>	<b>Total</b>			<b>\$331,000.00</b>	<b>\$0.00</b>	<b>\$314,449.99</b>

**Proposed Accomplishments**

Public Facilities : 1  
Total Population in Service Area: 102,685  
Census Tract Percent Low / Mod: 70.89

**Annual Accomplishments**

Years	Accomplishment Narrative	# Benefitting
2020	For fiscal year 2021 closeout, 82 sidewalk repairs have been completed. The improvements include: 44th St., Felton St., Logan Ave and South 31st St., two improvements on Wilson Ave., four improvements on El Cajon Blvd., Imperial Ave., Chamoune Ave., Irving Ave., 43rd on Myrtle, Drew View Lane, Harding Ave., South 37th St., University Ave. and Alabama St., Deep Dell Rd., 22nd St. on Island Ave., National Ave., Acacia St., Kelton Rd., Voltair St., Ocean View Blvd., 43rd St. and Wightman St., two improvements on 1st Ave., three improvements on Market St., 19th St., Elder Ave., Altadena Ave., Alpha St., two improvements on Hal St., 5th Ave., Utica Dr., two improvements on B St., three improvements on Adams Ave., two improvements on Cargill Ave., two improvements on Abbott St., Ridge View Dr., 14th St. and Broadway, Edgemont St., three improvements on 30th St., Stanly Ave and 63rd St., 20th St., Sunswept St., Jacumba St., Cardiff St., three improvements on Costa Verde Blvd., South 47th St., Cable St. and Newport Ave., two improvements on Voltaire St., Dorman Dr., Saxson St., four improvements on 5th Ave., Pearl St., and Fay St., Polk Ave. and Georgia., Howard and Georgia, Billow Dr., Chalmers St. and State St., Alamo Dr., Sunset cliffs Blvd., West Ivy St., Quimby St.	



U.S. Department of Housing and Urban Development  
Office of Community Planning and Development  
Integrated Disbursement and Information System  
CDBG Activity Summary Report (GPR) for Program Year 2022  
SAN DIEGO

Date: 22-Sep-2023  
Time: 20:55  
Page: 47

**PGM Year:** 2020  
**Project:** 0005 - PUBLIC INFRASTRUCTURE IMPROVEMENTS  
**IDIS Activity:** 7467 - CITY CIP-ISLAND AVE MIN PK-21

**Status:** Open  
**Location:** 1200 3rd Ave San Diego, CA 92101-4110

**Objective:** Create suitable living environments  
**Outcome:** Availability/accessibility  
**Matrix Code:** Parks, Recreational Facilities (03F)

**National Objective:** LMA

**Activity to prevent, prepare for, and respond to Coronavirus:** No

**Initial Funding Date:** 02/22/2021

**Description:**

**Financing**

	Fund Type	Grant Year	Grant	Funded Amount	Drawn In Program Year	Drawn Thru Program Year
CDBG	EN	Pre-2015		\$14,280.89	\$0.00	\$0.00
		2014	B14MC060542		\$0.00	\$14,280.89
		2020	B20MC060542	\$573,231.97	\$27,220.82	\$416,522.50
	PI			\$212,487.14	\$0.00	\$212,487.14
<b>Total</b>	<b>Total</b>			<b>\$800,000.00</b>	<b>\$27,220.82</b>	<b>\$643,290.53</b>

**Proposed Accomplishments**

Public Facilities : 1  
Total Population in Service Area: 5,250  
Census Tract Percent Low / Mod: 86.76

**Annual Accomplishments**

No data returned for this view. This might be because the applied filter excludes all data.



U.S. Department of Housing and Urban Development  
Office of Community Planning and Development  
Integrated Disbursement and Information System  
CDBG Activity Summary Report (GPR) for Program Year 2022  
SAN DIEGO

Date: 22-Sep-2023  
Time: 20:55  
Page: 48

**PGM Year:** 2020  
**Project:** 0001 - Workforce Development  
**IDIS Activity:** 7469 - GRID ALT-SOLAR INSTALL TRAINING-21  
**Status:** Open  
**Location:** 930 Gateway Center Way San Diego, CA 92102-4542

**Objective:** Create suitable living environments  
**Outcome:** Availability/accessibility  
**Matrix Code:** Employment Training (05H) **National Objective:** LMC

**Activity to prevent, prepare for, and respond to Coronavirus:** No

**Initial Funding Date:** 06/01/2021

**Description:**

The Solar Installation Training Program will provide employment training services and job search support in the solar industry to LMI residents of the City of San Diego. There will be two cohorts, with each cohort receiving 240 hours of paid training spread over 10 weeks.

**Financing**

	Fund Type	Grant Year	Grant	Funded Amount	Drawn In Program Year	Drawn Thru Program Year
CDBG	EN	2019	B19MC060542	\$12,121.62	\$0.00	\$6,173.90
	PI			\$37,978.38	\$24,926.17	\$33,849.90
<b>Total</b>	<b>Total</b>			<b>\$50,100.00</b>	<b>\$24,926.17</b>	<b>\$40,023.80</b>

**Proposed Accomplishments**

People (General) : 8

**Actual Accomplishments**

*Number assisted:*

	Owner		Renter		Total		Person	
	Total	Hispanic	Total	Hispanic	Total	Hispanic	Total	Hispanic
White:	0	0	0	0	0	0		0
Black/African American:	0	0	0	0	0	0	0	0
Asian:	0	0	0	0	0	0	0	0
American Indian/Alaskan Native:	0	0	0	0	0	0	0	0
Native Hawaiian/Other Pacific Islander:	0	0	0	0	0	0	0	0
American Indian/Alaskan Native & White:	0	0	0	0	0	0	0	0
Asian White:	0	0	0	0	0	0	0	0
Black/African American & White:	0	0	0	0	0	0	0	0
American Indian/Alaskan Native & Black/African American:	0	0	0	0	0	0	0	0
Other multi-racial:	0	0	0	0	0	0	0	0
Asian/Pacific Islander:	0	0	0	0	0	0	0	0



U.S. Department of Housing and Urban Development  
Office of Community Planning and Development  
Integrated Disbursement and Information System  
CDBG Activity Summary Report (GPR) for Program Year 2022  
SAN DIEGO

Date: 22-Sep-2023  
Time: 20:55  
Page: 49

Hispanic:	0	0	0	0	0	0	0	0
<b>Total:</b>	<b>0</b>	<b>0</b>	<b>0</b>	<b>0</b>	<b>0</b>	<b>0</b>	<b>0</b>	<b>0</b>
Female-headed Households:	0		0		0			

*Income Category:*

	Owner	Renter	Total	Person
Extremely Low	0	0	0	0
Low Mod	0	0	0	0
Moderate	0	0	0	0
Non Low Moderate	0	0	0	0
Total	0	0	0	0

Percent Low/Mod

**Annual Accomplishments**

Years	Accomplishment Narrative	# Benefitting
2020	Due to COVID related delays, project will continue into fy 2022.	





U.S. Department of Housing and Urban Development  
Office of Community Planning and Development  
Integrated Disbursement and Information System  
CDBG Activity Summary Report (GPR) for Program Year 2022  
SAN DIEGO

Date: 22-Sep-2023  
Time: 20:55  
Page: 51

Female-headed Households: 0 0 0

*Income Category:*

	Owner	Renter	Total	Person
Extremely Low	0	0	0	211
Low Mod	0	0	0	33
Moderate	0	0	0	20
Non Low Moderate	0	0	0	0
Total	0	0	0	264
Percent Low/Mod				100.0%

**Annual Accomplishments**

Years	Accomplishment Narrative	# Benefitting
2020	<p>FY21 Totals:</p> <p>Two hundred sixty-four (264) unduplicated CDBG-eligible youth were assisted in fiscal year 2021.</p> <p>One hundred twenty-nine (129) unduplicated CDBG-eligible youth were provided new or continued access to job training in fiscal year 2021.</p> <p>One hundred twenty-four (124) unduplicated CDBG-eligible youth successfully obtained a paid job or internship in fiscal year 2021.</p> <p>Participants in the Opportunity Youth Internship program can apply directly through the San Diego Workforce partnership website or may be current CDBG-eligible clients already participating in other San Diego Workforce Partnership programs, such as the county-funded School Break Externship program, that do not receive CDBG funds.</p> <p>In fiscal year 2021 the Workforce Partnership provided job-readiness training to one hundred twenty-nine (129) opportunity youth residing in the City of San Diego. Most of the training was provided by Access, Inc, and a special presentation on financial wellness hosted by Mission Federal Credit Union. Topics included Elevator Pitches, Ace the Interview, Conflict Resolution, Workplace Smarts, and an overview of timecard completion.</p> <p>SDWP also placed one hundred twenty-four (124) opportunity youth in a variety of paid internship positions with a variety of San Diego employers, including Youth Will, First Gen Scholars, San Diego Black Professionals Network, Sharp Healthcare, NAACP, and more.</p>	



U.S. Department of Housing and Urban Development  
Office of Community Planning and Development  
Integrated Disbursement and Information System  
CDBG Activity Summary Report (GPR) for Program Year 2022  
SAN DIEGO

Date: 22-Sep-2023  
Time: 20:55  
Page: 52

**PGM Year:** 2020  
**Project:** 0009 - COMMUNITY AND PUBLIC SERVICES  
**IDIS Activity:** 7476 - SD LGBT COMM CTR-HEALTH SERVICES PROG-21

**Status:** Completed 8/17/2023 12:00:00 AM  
**Location:** 3909 Centre St San Diego, CA 92103-3410

**Objective:** Create suitable living environments  
**Outcome:** Availability/accessibility  
**Matrix Code:** Health Services (05M)

**National Objective:** LMC

**Activity to prevent, prepare for, and respond to Coronavirus:** No

**Initial Funding Date:** 06/01/2021

**Description:**

The Behavioral Health Services Program will provide behavioral health counseling sessions to individuals of the LGBT community affected by HIV, domestic violence and/or substance use disorder.

**Financing**

	Fund Type	Grant Year	Grant	Funded Amount	Drawn In Program Year	Drawn Thru Program Year
CDBG	EN	2019	B19MC060542	\$81,796.56	\$0.00	\$81,796.56
	PI			\$60,159.12	\$0.00	\$60,159.12
<b>Total</b>	<b>Total</b>			<b>\$141,955.68</b>	<b>\$0.00</b>	<b>\$141,955.68</b>

**Proposed Accomplishments**

People (General) : 135

**Actual Accomplishments**

*Number assisted:*

	Owner		Renter		Total		Person	
	Total	Hispanic	Total	Hispanic	Total	Hispanic	Total	Hispanic
White:	0	0	0	0	0	0	110	46
Black/African American:	0	0	0	0	0	0	19	2
Asian:	0	0	0	0	0	0	10	1
American Indian/Alaskan Native:	0	0	0	0	0	0	5	4
Native Hawaiian/Other Pacific Islander:	0	0	0	0	0	0	2	1
American Indian/Alaskan Native & White:	0	0	0	0	0	0	2	0
Asian White:	0	0	0	0	0	0	1	0
Black/African American & White:	0	0	0	0	0	0	0	0
American Indian/Alaskan Native & Black/African American:	0	0	0	0	0	0	1	0
Other multi-racial:	0	0	0	0	0	0	0	0
Asian/Pacific Islander:	0	0	0	0	0	0	0	0





U.S. Department of Housing and Urban Development  
Office of Community Planning and Development  
Integrated Disbursement and Information System  
CDBG Activity Summary Report (GPR) for Program Year 2022  
SAN DIEGO

Date: 22-Sep-2023  
Time: 20:55  
Page: 53

Hispanic:	0	0	0	0	0	0	0	0
<b>Total:</b>	<b>0</b>	<b>0</b>	<b>0</b>	<b>0</b>	<b>0</b>	<b>0</b>	<b>150</b>	<b>54</b>
Female-headed Households:	0		0		0			
<i>Income Category:</i>								
	<b>Owner</b>	<b>Renter</b>	<b>Total</b>	<b>Person</b>				
Extremely Low	0	0	0	109				
Low Mod	0	0	0	20				
Moderate	0	0	0	11				
Non Low Moderate	0	0	0	10				
Total	0	0	0	150				
Percent Low/Mod	93.3%							

#### Annual Accomplishments

Years	Accomplishment Narrative	# Benefitting
2020	The Center's Behavioral Health Services Department provided psychotherapy services that included treatment for anxiety, depression, trauma, same-gender/genderqueer relationship violence, coming out around gender identity and sexuality/sexual orientation, relapse prevention and more. The method of service delivery included individual, co-joint/couples, family, and group counseling. Clients also had access to an after-hours hotline that is managed by Behavioral Health Services Department staff. The benefits to clients included a decrease in mental health symptoms and an increase in safer coping skills and overall health and well-being. 150 unduplicated clients were served.	



U.S. Department of Housing and Urban Development  
Office of Community Planning and Development  
Integrated Disbursement and Information System  
CDBG Activity Summary Report (GPR) for Program Year 2022  
SAN DIEGO

Date: 22-Sep-2023  
Time: 20:55  
Page: 54

**PGM Year:** 2020  
**Project:** 0009 - COMMUNITY AND PUBLIC SERVICES  
**IDIS Activity:** 7477 - CITY LIB-LIBRARY NEXT-21

**Status:** Completed 8/11/2022 12:00:00 AM  
**Location:** 330 Park Blvd San Diego, CA 92101-7416

**Objective:** Create suitable living environments  
**Outcome:** Availability/accessibility  
**Matrix Code:** Youth Services (05D)

**National Objective:** LMC

**Activity to prevent, prepare for, and respond to Coronavirus:** No

**Initial Funding Date:** 06/01/2021

**Description:**

Library NExT (Network for Education x Training) provides a pipeline for talented high school students in low-income neighborhoods to career opportunities in coding and the sciences.

**Financing**

	Fund Type	Grant Year	Grant	Funded Amount	Drawn In Program Year	Drawn Thru Program Year
CDBG	PI			\$240,000.00	\$0.00	\$240,000.00
<b>Total</b>	<b>Total</b>			<b>\$240,000.00</b>	<b>\$0.00</b>	<b>\$240,000.00</b>

**Proposed Accomplishments**

People (General) : 400

**Actual Accomplishments**

*Number assisted:*

	Owner		Renter		Total		Person	
	Total	Hispanic	Total	Hispanic	Total	Hispanic	Total	Hispanic
White:	0	0	0	0	0	0	425	123
Black/African American:	0	0	0	0	0	0	40	9
Asian:	0	0	0	0	0	0	288	12
American Indian/Alaskan Native:	0	0	0	0	0	0	6	2
Native Hawaiian/Other Pacific Islander:	0	0	0	0	0	0	21	4
American Indian/Alaskan Native & White:	0	0	0	0	0	0	1	0
Asian White:	0	0	0	0	0	0	55	1
Black/African American & White:	0	0	0	0	0	0	7	2
American Indian/Alaskan Native & Black/African American:	0	0	0	0	0	0	0	0
Other multi-racial:	0	0	0	0	0	0	216	110
Asian/Pacific Islander:	0	0	0	0	0	0	0	0
Hispanic:	0	0	0	0	0	0	0	0
<b>Total:</b>	<b>0</b>	<b>0</b>	<b>0</b>	<b>0</b>	<b>0</b>	<b>0</b>	<b>1,059</b>	<b>263</b>



U.S. Department of Housing and Urban Development  
Office of Community Planning and Development  
Integrated Disbursement and Information System  
CDBG Activity Summary Report (GPR) for Program Year 2022  
SAN DIEGO

Date: 22-Sep-2023  
Time: 20:55  
Page: 55

Female-headed Households: 0 0 0

*Income Category:*

	Owner	Renter	Total	Person
Extremely Low	0	0	0	254
Low Mod	0	0	0	135
Moderate	0	0	0	171
Non Low Moderate	0	0	0	499
Total	0	0	0	1,059
Percent Low/Mod				52.9%

**Annual Accomplishments**

Years	Accomplishment Narrative	# Benefitting
2020	A total of 1059 clients were assisted. The Library NExT project, a collaboration between the University of California San Diego (UCSD), UCSD Extension's Sally Ride Science, and the San Diego Public Library (SDPL), set out to provide a pipeline for youths in low-to-moderate income neighborhoods towards career opportunities. Library NExT offers science, technology, engineering, art, and mathematics (STEAM) workshops, college readiness programs, and workforce development programs to elementary school, middle school, and high school level youths at a minimum of 12 library branches, with a focus on library branches that mainly service areas of the City affected by income inequality. While youths participating in the Sally Ride Science STEAM programs had the opportunity to explore a wide range of topics, including circuitry, computer programming, performing arts, chemistry, biology, earth science, and sustainable architecture, the Admit One: College Prep Academy programs focused on preparing students for the SAT and ACT standardized tests. Meanwhile, the Futures workforce development programs allowed youths to engage in the fields of either computer programming or business management. During the grant period, Library NExT provided 352 STEAM programs (561 instructional hours), 19 college readiness programs (304 instructional hours), and 10 workforce development programs (300 instructional hours) either virtually or at one of 24 host library branches to over 3,200 youths in the community. Of the total participants, 1,059 were unduplicated clients, of which 560 (52.9%) reported they were from low-to-moderate income households	



U.S. Department of Housing and Urban Development  
Office of Community Planning and Development  
Integrated Disbursement and Information System  
CDBG Activity Summary Report (GPR) for Program Year 2022  
SAN DIEGO

Date: 22-Sep-2023  
Time: 20:55  
Page: 56

**PGM Year:** 2020  
**Project:** 0004 - ECONOMIC DEVELOPMENT  
**IDIS Activity:** 7478 - ACCESS-MICROENTERPRISE PROGRAM-21

**Status:** Open  
**Location:** 2612 Daniel Ave San Diego, CA 92111-5802

**Objective:** Create economic opportunities

**Outcome:** Availability/accessibility

**Matrix Code:** Micro-Enterprise Assistance (18C)

**National Objective:** LMCMC

**Activity to prevent, prepare for, and respond to Coronavirus:** No

**Initial Funding Date:** 06/01/2021

**Description:**

The Access Microenterprise Program provides LMI populations and young adults living within the City of San Diego with access to business training and technical sessions, mentoring and coaching, individual consultation sessions and business incubator services.

**Financing**

	Fund Type	Grant Year	Grant	Funded Amount	Drawn In Program Year	Drawn Thru Program Year
CDBG	EN	2018	B18MC060542	\$110,216.64	\$0.00	\$96,420.62
	PI			\$75,015.36	\$0.00	\$75,015.36
<b>Total</b>	<b>Total</b>			<b>\$185,232.00</b>	<b>\$0.00</b>	<b>\$171,435.98</b>

**Proposed Accomplishments**

Businesses : 30

**Actual Accomplishments**

*Number assisted:*

	Owner		Renter		Total		Person	
	Total	Hispanic	Total	Hispanic	Total	Hispanic	Total	Hispanic
White:	0	0	0	0	0	0	13	12
Black/African American:	0	0	0	0	0	0	5	2
Asian:	0	0	0	0	0	0	1	0
American Indian/Alaskan Native:	0	0	0	0	0	0	0	0
Native Hawaiian/Other Pacific Islander:	0	0	0	0	0	0	0	0
American Indian/Alaskan Native & White:	0	0	0	0	0	0	0	0
Asian White:	0	0	0	0	0	0	0	0
Black/African American & White:	0	0	0	0	0	0	0	0
American Indian/Alaskan Native & Black/African American:	0	0	0	0	0	0	0	0
Other multi-racial:	0	0	0	0	0	0	47	46
Asian/Pacific Islander:	0	0	0	0	0	0	0	0



U.S. Department of Housing and Urban Development  
Office of Community Planning and Development  
Integrated Disbursement and Information System  
CDBG Activity Summary Report (GPR) for Program Year 2022  
SAN DIEGO

Date: 22-Sep-2023  
Time: 20:55  
Page: 57

Hispanic:	0	0	0	0	0	0	0	0
<b>Total:</b>	<b>0</b>	<b>0</b>	<b>0</b>	<b>0</b>	<b>0</b>	<b>0</b>	<b>66</b>	<b>60</b>

Female-headed Households:	0	0	0
---------------------------	---	---	---

Income Category:

	Owner	Renter	Total	Person
Extremely Low	0	0	0	54
Low Mod	0	0	0	11
Moderate	0	0	0	0
Non Low Moderate	0	0	0	1
Total	0	0	0	66
Percent Low/Mod				98.5%

Annual Accomplishments

Years	Accomplishment Narrative	# Benefitting
2020	Project has assisted 66 clients and 29 businesses have been assisted.	



U.S. Department of Housing and Urban Development  
Office of Community Planning and Development  
Integrated Disbursement and Information System  
CDBG Activity Summary Report (GPR) for Program Year 2022  
SAN DIEGO

Date: 22-Sep-2023  
Time: 20:55  
Page: 58

<b>PGM Year:</b>	2020		
<b>Project:</b>	0004 - ECONOMIC DEVELOPMENT		
<b>IDIS Activity:</b>	7481 - HORN OF AFRICA-SD MICROENTERPRISE-21		
<b>Status:</b>	Open	<b>Objective:</b>	Create economic opportunities
<b>Location:</b>	5296 University Ave Ste F Suite F San Diego, CA 92105-2269	<b>Outcome:</b>	Availability/accessibility
		<b>Matrix Code:</b>	Micro-Enterprise Assistance (18C)
		<b>National Objective:</b>	LMCMC

**Activity to prevent, prepare for, and respond to Coronavirus:** No

**Initial Funding Date:** 04/15/2021

**Description:**

The San Diego Microenterprise Program will assist LMI immigrant and refugee individuals with limited job skills in the City Heights area with preparation and completion of a State of California approved training and certification process for licensed daycare providers and also provide guidance to successfully establish a viable daycare business.

**Financing**

	Fund Type	Grant Year	Grant	Funded Amount	Drawn In Program Year	Drawn Thru Program Year
CDBG	EN	2020	B20MC060542	\$101,594.85	\$0.00	\$101,594.85
	PI			\$101,363.15	\$0.00	\$101,363.15
<b>Total</b>	<b>Total</b>			<b>\$202,958.00</b>	<b>\$0.00</b>	<b>\$202,958.00</b>

**Proposed Accomplishments**

Businesses : 30

**Actual Accomplishments**

*Number assisted:*

	Owner		Renter		Total		Person	
	Total	Hispanic	Total	Hispanic	Total	Hispanic	Total	Hispanic
White:	0	0	0	0	0	0	6	0
Black/African American:	0	0	0	0	0	0	55	0
Asian:	0	0	0	0	0	0	0	0
American Indian/Alaskan Native:	0	0	0	0	0	0	0	0
Native Hawaiian/Other Pacific Islander:	0	0	0	0	0	0	0	0
American Indian/Alaskan Native & White:	0	0	0	0	0	0	0	0
Asian White:	0	0	0	0	0	0	0	0
Black/African American & White:	0	0	0	0	0	0	0	0
American Indian/Alaskan Native & Black/African American:	0	0	0	0	0	0	0	0
Other multi-racial:	0	0	0	0	0	0	0	0
Asian/Pacific Islander:	0	0	0	0	0	0	0	0



U.S. Department of Housing and Urban Development  
Office of Community Planning and Development  
Integrated Disbursement and Information System  
CDBG Activity Summary Report (GPR) for Program Year 2022  
SAN DIEGO

Date: 22-Sep-2023  
Time: 20:55  
Page: 59

Hispanic:	0	0	0	0	0	0	0	0
<b>Total:</b>	<b>0</b>	<b>0</b>	<b>0</b>	<b>0</b>	<b>0</b>	<b>0</b>	<b>61</b>	<b>0</b>
Female-headed Households:	0		0		0			
<i>Income Category:</i>								
	<b>Owner</b>	<b>Renter</b>	<b>Total</b>	<b>Person</b>				
Extremely Low	0	0	0	52				
Low Mod	0	0	0	9				
Moderate	0	0	0	0				
Non Low Moderate	0	0	0	0				
Total	0	0	0	61				
Percent Low/Mod	100.0%							

#### Annual Accomplishments

Years	Accomplishment Narrative	# Benefitting
2020	<p>For fiscal year 2022 closeout, 61 clients were assisted and 22 businesses were assisted. The San Diego Microenterprise started on July 1, 2020 and has enrolled 61 unduplicated clients into the San Diego Micro-Enterprise. 55 of these clients were women. We conducted 12 Micro-Enterprise training sessions for groups. Of the 61 clients, 61 completed the training. The Completion of this training results in licensure and certification that establishes participants as qualified professionals and licensed business owner/operators. The San Diego Microenterprise Project staff delivers services and helps participants navigate through this demanding process. We conducted a total of 372 one on one TA for the fiscal year. The Microenterprise Project was offered at no cost to participants. All participants may also be provided with direct access to Horn of Africa Community's additional services at no cost. A total of 22 new or expanded businesses were established. All participants met the HUD income guidelines provided by the City of San Diego. All 22 of the businesses created were minority owned and women owned. The biggest challenge the program faced has been Covid-19. Before Covid hit the City of San Diego on February 2020 and didn't really quite go away as of the end of fiscal year, we had many clients that were in the process of getting their license. After Covid-19 hit the City, we were forced to suspend our operations and work from home till late August when we began to open the office and assist clients through appointments only. The State of California, which issues these licenses are also impacted as they have closed their offices which did orientations and scheduled home inspections. As a result, the 22 businesses created under these circumstances has really been a success when our original goal was 30 businesses created or expanded.</p> <p>Horn of Africa received \$62,500 in PPP funds from US Small Business Administration. CDBG funds were used to pay partially for wages or salaries of CDBG staff. PPP were used to cover the Executive Director's Salary and other office expenses. no commingling of PPP and CDBG funds occurred for expenses that were claimed for CDBG reimbursement.</p>	



U.S. Department of Housing and Urban Development  
Office of Community Planning and Development  
Integrated Disbursement and Information System  
CDBG Activity Summary Report (GPR) for Program Year 2022  
SAN DIEGO

Date: 22-Sep-2023  
Time: 20:55  
Page: 60

**PGM Year:** 2020  
**Project:** 0004 - ECONOMIC DEVELOPMENT  
**IDIS Activity:** 7484 - LHCD-MICROENTERPRISE TRAINING AND DEV-21

**Status:** Open  
**Location:** 3040 Imperial Ave San Diego, CA 92102-4128

**Objective:** Create economic opportunities  
**Outcome:** Availability/accessibility  
**Matrix Code:** Micro-Enterprise Assistance (18C)

**National Objective:** LMCMC

**Activity to prevent, prepare for, and respond to Coronavirus:** No

**Initial Funding Date:** 06/01/2021

**Description:**

The MicroEnterprise Training and Development project will provide training, technical assistance, and market opportunities to LMI residents of Greater Logan Heights, who are interested in starting their own business.

**Financing**

	Fund Type	Grant Year	Grant	Funded Amount	Drawn In Program Year	Drawn Thru Program Year
CDBG	EN	2019	B19MC060542	\$27,308.47	\$0.00	\$10,592.36
	PI			\$48,698.02	\$5,993.51	\$33,256.36
<b>Total</b>	<b>Total</b>			<b>\$76,006.49</b>	<b>\$5,993.51</b>	<b>\$43,848.72</b>

**Proposed Accomplishments**

Businesses : 25

**Actual Accomplishments**

*Number assisted:*

	Owner		Renter		Total		Person	
	Total	Hispanic	Total	Hispanic	Total	Hispanic	Total	Hispanic
White:	0	0	0	0	0	0	5	5
Black/African American:	0	0	0	0	0	0	4	0
Asian:	0	0	0	0	0	0	0	0
American Indian/Alaskan Native:	0	0	0	0	0	0	0	0
Native Hawaiian/Other Pacific Islander:	0	0	0	0	0	0	0	0
American Indian/Alaskan Native & White:	0	0	0	0	0	0	0	0
Asian White:	0	0	0	0	0	0	0	0
Black/African American & White:	0	0	0	0	0	0	0	0
American Indian/Alaskan Native & Black/African American:	0	0	0	0	0	0	0	0
Other multi-racial:	0	0	0	0	0	0	7	0
Asian/Pacific Islander:	0	0	0	0	0	0	0	0





U.S. Department of Housing and Urban Development  
Office of Community Planning and Development  
Integrated Disbursement and Information System  
CDBG Activity Summary Report (GPR) for Program Year 2022  
SAN DIEGO

Date: 22-Sep-2023  
Time: 20:55  
Page: 61

Hispanic:	0	0	0	0	0	0	0	0
<b>Total:</b>	<b>0</b>	<b>0</b>	<b>0</b>	<b>0</b>	<b>0</b>	<b>0</b>	<b>16</b>	<b>5</b>

Female-headed Households:	0	0	0
---------------------------	---	---	---

*Income Category:*

	Owner	Renter	Total	Person
Extremely Low	0	0	0	4
Low Mod	0	0	0	1
Moderate	0	0	0	1
Non Low Moderate	0	0	0	10
Total	0	0	0	16
Percent Low/Mod				37.5%

**Annual Accomplishments**

Years	Accomplishment Narrative	# Benefitting
2020	For fiscal year 2021 year end, 16 clients have been assisted. Due to COVID related delays, project will continue into fiscal year 2022.	





U.S. Department of Housing and Urban Development  
Office of Community Planning and Development  
Integrated Disbursement and Information System  
CDBG Activity Summary Report (GPR) for Program Year 2022  
SAN DIEGO

Date: 22-Sep-2023  
Time: 20:55  
Page: 63

Hispanic:	0	0	0	0	0	0	0	0
<b>Total:</b>	<b>0</b>	<b>0</b>	<b>0</b>	<b>0</b>	<b>0</b>	<b>0</b>	<b>21</b>	<b>3</b>
Female-headed Households:	0		0		0			
<i>Income Category:</i>								
	<b>Owner</b>	<b>Renter</b>	<b>Total</b>	<b>Person</b>				
Extremely Low	0	0	0	8				
Low Mod	0	0	0	12				
Moderate	0	0	0	1				
Non Low Moderate	0	0	0	0				
Total	0	0	0	21				
Percent Low/Mod	100.0%							

**Annual Accomplishments**

<b>Years</b>	<b>Accomplishment Narrative</b>	<b># Benefitting</b>
2020	For fiscal year 2022 closeout report, 11 businesses were assisted and a total of 21 businesses clients were assisted. During fiscal year 2021 (FY21), Mission Edge received 28 applications and accepted 19 organizations for the Fall 2020 and Spring 2021 City SAIL Program. Our applicant pool continues to grow and during the spring cohort we saw a noticeable increase in quality applications. Due to COVID-19, all sessions during FY21 were virtual. For the Spring 2021 (S-21) cohort, our mentors came from our personal networks, with a few returning mentors and a few new mentors. We received great feedback from participants about their mentors, most notably that their help was targeted, specific, and much needed. During the Fall 2020 (F-20) and S-21, we completed five learning modules over the course of 10-12 weeks. S-21 saw a particularly amazing pool of organizations, three of which advanced to a final round of pitch deck judging. One team, MAKE Projects, was chosen by three non-Mission Edge judges to receive a prize of \$2,500 as a result of their pitch and mission. We continue to support the organizations as part of our Impact Lab through on-going strategy sessions. In these meetings, we discuss where each organization leader is in their entrepreneurial journey and help them continue to assess their ideas. We aim to provide long-term support to each organization to ensure they are well-equipped to fulfill their missions.	





U.S. Department of Housing and Urban Development  
Office of Community Planning and Development  
Integrated Disbursement and Information System  
CDBG Activity Summary Report (GPR) for Program Year 2022  
SAN DIEGO

Date: 22-Sep-2023  
Time: 20:55  
Page: 65

Hispanic:	0	0	0	0	0	0	0	0
<b>Total:</b>	<b>0</b>	<b>0</b>	<b>0</b>	<b>0</b>	<b>0</b>	<b>0</b>	<b>17</b>	<b>0</b>

Female-headed Households:	0	0	0
---------------------------	---	---	---

*Income Category:*

	<b>Owner</b>	<b>Renter</b>	<b>Total</b>	<b>Person</b>
Extremely Low	0	0	0	13
Low Mod	0	0	0	4
Moderate	0	0	0	0
Non Low Moderate	0	0	0	0
Total	0	0	0	17
Percent Low/Mod				100.0%

**Annual Accomplishments**

<b>Years</b>	<b>Accomplishment Narrative</b>	<b># Benefitting</b>
2020	For fiscal year 2021 year end, 17 clients and 3 businesses have been assisted. Due to COVID related delays, project will continue into fy 2022.	



U.S. Department of Housing and Urban Development  
Office of Community Planning and Development  
Integrated Disbursement and Information System  
CDBG Activity Summary Report (GPR) for Program Year 2022  
SAN DIEGO

Date: 22-Sep-2023  
Time: 20:55  
Page: 66

**PGM Year:** 2020

**Project:** 0006 - AFFORDABLE HOUSING AND RESIDENTIAL REHABILITATION

**IDIS Activity:** 7488 - CHICANO FED-HAW 1-21

**Status:** Open

**Location:** 3051 Hawthorn St San Diego, CA 92104-5534

**Objective:** Provide decent affordable housing

**Outcome:** Affordability

**Matrix Code:** Rehab; Multi-Unit Residential (14B)

**National Objective:** LMH

**Activity to prevent, prepare for, and respond to Coronavirus:** No

**Initial Funding Date:** 04/15/2021

**Description:**

The Haw 1 Rehabilitation project will renovate an aging two-story structure that was built in 1960 with 13 living units for families.

ADA living unit accessibility upgrades will be made, such as installing entrance ramps; installing grab bars around commodes and showers; making sure that the top of toilet seat meets the required height from the floor; installing a drain line under lavatory sink either wrapped or insulated; making space for wheelchair maneuverability; and making sure that there is ADA access from the street.

Health and safety improvements will also be made, such as installing exterior access stairs; replacing windows with new hardware; roof replacement with associated rigid insulation; wood repair and rain gutters and downspouts; replacing Cantilever deck guard rails and stair rails to meet current safety codes and associated concrete repairs; installing a solar water heating system; and demolishing the existing heating unit.

**Financing**

	Fund Type	Grant Year	Grant	Funded Amount	Drawn In Program Year	Drawn Thru Program Year
CDBG	EN	2020	B20MC060542	\$249,904.02	\$0.00	\$5,018.00
	PI			\$23,795.98	\$2,940.00	\$23,795.98
<b>Total</b>	<b>Total</b>			<b>\$273,700.00</b>	<b>\$2,940.00</b>	<b>\$28,813.98</b>

**Proposed Accomplishments**

Housing Units : 13

**Actual Accomplishments**

*Number assisted:*

	Owner		Renter		Total		Person	
	Total	Hispanic	Total	Hispanic	Total	Hispanic	Total	Hispanic
White:	0	0	0	0	0	0		0
Black/African American:	0	0	0	0	0	0	0	0
Asian:	0	0	0	0	0	0	0	0
American Indian/Alaskan Native:	0	0	0	0	0	0	0	0
Native Hawaiian/Other Pacific Islander:	0	0	0	0	0	0	0	0
American Indian/Alaskan Native & White:	0	0	0	0	0	0	0	0
Asian White:	0	0	0	0	0	0	0	0
Black/African American & White:	0	0	0	0	0	0	0	0



U.S. Department of Housing and Urban Development  
Office of Community Planning and Development  
Integrated Disbursement and Information System  
CDBG Activity Summary Report (GPR) for Program Year 2022  
SAN DIEGO

Date: 22-Sep-2023  
Time: 20:55  
Page: 67

American Indian/Alaskan Native & Black/African American:	0	0	0	0	0	0	0	0
Other multi-racial:	0	0	0	0	0	0	0	0
Asian/Pacific Islander:	0	0	0	0	0	0	0	0
Hispanic:	0	0	0	0	0	0	0	0
<b>Total:</b>	<b>0</b>	<b>0</b>	<b>0</b>	<b>0</b>	<b>0</b>	<b>0</b>	<b>0</b>	<b>0</b>
Female-headed Households:	0		0		0			

*Income Category:*

	Owner	Renter	Total	Person
Extremely Low	0	0	0	0
Low Mod	0	0	0	0
Moderate	0	0	0	0
Non Low Moderate	0	0	0	0
Total	0	0	0	0

Percent Low/Mod

**Annual Accomplishments**

Years	Accomplishment Narrative	# Benefitting
2020	For fiscal year 2021 year end, construction is ongoing. Through June 30, Chicano Federation spent money on efforts to find a construction manager. Total spending was \$ 2,769 which resulted in us contracting with a well-qualified construction manager , additional spending began after June 30th and will increase materially through the end of year and into the next year. right now the architect is finishing the preliminary drawings for the building so we can then work on the scope of work.	



U.S. Department of Housing and Urban Development  
Office of Community Planning and Development  
Integrated Disbursement and Information System  
CDBG Activity Summary Report (GPR) for Program Year 2022  
SAN DIEGO

Date: 22-Sep-2023  
Time: 20:55  
Page: 68

**PGM Year:** 2020  
**Project:** 0007 - NONPROFIT FACILITY IMPROVEMENTS  
**IDIS Activity:** 7491 - FHC-DIAMOND NEIGHBORHOODS FHC REMODEL-21

**Status:** Open  
**Location:** 823 Gateway Center Way San Diego, CA 92102-4541

**Objective:** Create suitable living environments  
**Outcome:** Availability/accessibility  
**Matrix Code:** Health Facilities (03P)

**National Objective:** LMC

**Activity to prevent, prepare for, and respond to Coronavirus:** No

**Initial Funding Date:** 06/01/2021

**Description:**

The Diamond Neighborhoods FHC Remodel project will add seven (7) new exam rooms to the first floor of the Diamond Neighborhoods Family Health Center (DNFHC) through interior renovations to the clinics Patient Services Representatives (PSR) stations and lobby.

**Financing**

	Fund Type	Grant Year	Grant	Funded Amount	Drawn In Program Year	Drawn Thru Program Year
CDBG	EN	2020	B20MC060542	\$520,927.21	\$358,119.72	\$484,130.92
	PI			\$95,843.79	\$0.00	\$60,941.19
<b>Total</b>	<b>Total</b>			<b>\$616,771.00</b>	<b>\$358,119.72</b>	<b>\$545,072.11</b>

**Proposed Accomplishments**

Public Facilities : 1

**Actual Accomplishments**

*Number assisted:*

	Owner		Renter		Total		Person	
	Total	Hispanic	Total	Hispanic	Total	Hispanic	Total	Hispanic
White:	0	0	0	0	0	0	5,090	1,943
Black/African American:	0	0	0	0	0	0	996	31
Asian:	0	0	0	0	0	0	365	7
American Indian/Alaskan Native:	0	0	0	0	0	0	27	10
Native Hawaiian/Other Pacific Islander:	0	0	0	0	0	0	50	2
American Indian/Alaskan Native & White:	0	0	0	0	0	0	0	0
Asian White:	0	0	0	0	0	0	0	0
Black/African American & White:	0	0	0	0	0	0	0	0
American Indian/Alaskan Native & Black/African American:	0	0	0	0	0	0	0	0
Other multi-racial:	0	0	0	0	0	0	1,819	613
Asian/Pacific Islander:	0	0	0	0	0	0	0	0





U.S. Department of Housing and Urban Development  
Office of Community Planning and Development  
Integrated Disbursement and Information System  
CDBG Activity Summary Report (GPR) for Program Year 2022  
SAN DIEGO

Date: 22-Sep-2023  
Time: 20:55  
Page: 69

Hispanic:	0	0	0	0	0	0	0	0
<b>Total:</b>	<b>0</b>	<b>0</b>	<b>0</b>	<b>0</b>	<b>0</b>	<b>0</b>	<b>8,347</b>	<b>2,606</b>
Female-headed Households:	0		0		0			
<i>Income Category:</i>								
	<b>Owner</b>	<b>Renter</b>	<b>Total</b>	<b>Person</b>				
Extremely Low	0	0	0	3,267				
Low Mod	0	0	0	840				
Moderate	0	0	0	1,808				
Non Low Moderate	0	0	0	2,432				
Total	0	0	0	8,347				
Percent Low/Mod	70.9%							

#### Annual Accomplishments

Years	Accomplishment Narrative	# Benefitting
2020	<p>For fiscal year 2021 year end, project is underway and will continue. During the reporting period, Family Health Centers of San Diego (FHCS) worked to meet the project outcome to improve access to services and resources for the purpose of creating a suitable living environment. FHCS will add seven new exam rooms to the first floor of the Diamond Neighborhoods Family Health Center (DNFHC). Each room will have a sink, overhead sprinkler, electrical capabilities, and necessary equipment to be a fully functional exam room to provide primary care services to patients. Upon completion of the additional seven new exam rooms FHCS will serve 1,596 unduplicated patients by June 2022.</p> <p>Upon award of the contract in July 2020, FHCS worked with the architect to submit plans to the City for review and approval. In March 2021, FHCS received project approval and moved forward to obtain necessary permits. Prior to approval, the Architect worked with the City to make requested changes between July 2020 and March 2021. It was communicated to FHCS that obtaining approval of changes, and plan submissions including electrical, structural, and mechanical, was delayed due to COVID-19, per the City.</p> <p>With project approval secured from the City, FHCS sent out invitations to bid in March 2021. After the initial invitation to bid, FHCS was informed by the assigned City Project Manager that the project will need to be re-bid due to Invitation for Bid language needing to be revised. In June 2021, a contractor, Grahovac, was chosen. A letter of intent was reviewed and approved by the City Project Manager and subsequently sent to Grahovac informing them that FHCS would move forward to issue them a contract.</p> <p>Between the end of June and August 2021, FHCS worked with the City to approve Grahovac's contract. The City Project Manager provided a list of documents and next steps for putting the project under contract. FHCS and Grahovac worked to gather the documents and submitted them to the City for approval. Contract approval by the City was granted. The contract was forwarded to FHCS Executive Leadership for review and was subsequently approved.</p> <p>As of submission of this report, FHCS is awaiting Grahovac to submit additional documentation to the City. Once the documents are submitted the contract can be fully executed. Following contract execution, FHCS, Grahovac and the City Project Manager will hold a pre-construction meeting. Based on current contract status, it is anticipated that construction will begin in mid-September and will be completed by the beginning of February 2022.</p> <p>Finishing construction in February 2022 will ensure that FHCS captures two months of patient data. FHCS experienced initial delays in approval of plans from the City due to the COVID-19 pandemic. However, FHCS is confident that all project goals will be completed by June 2022.</p>	



U.S. Department of Housing and Urban Development  
Office of Community Planning and Development  
Integrated Disbursement and Information System  
CDBG Activity Summary Report (GPR) for Program Year 2022  
SAN DIEGO

Date: 22-Sep-2023  
Time: 20:55  
Page: 70

Years	Accomplishment Narrative	# Benefitting
2022	At FY23 project close-out, renovations were completed in October 2022 and involved adding 7 examination rooms, a vitals area, 2 Patient Services Representative stations, 2 Medical Assistant stations, 5 nurse stations, and 6 provider stations, which increased the available space by over 2500 square feet. The DNFHC is located in the densely populated Central Region of San Diego County and serves low-income and medically underserved residents of the City's southeastern communities. DNFHC offers comprehensive primary healthcare services, including integrated behavioral health, dental care, vision care, and other specialty care and support services. Following the completion of the renovation, the DNFHC will be able to accommodate an additional 70 in-person patients (scheduled appointments and/or walk-ins) and 40 patients through increased telehealth capabilities per day in the event of an emergency or disaster. This translates to an additional 2,940 unduplicated patients and 17,640 visits annually.	



U.S. Department of Housing and Urban Development  
Office of Community Planning and Development  
Integrated Disbursement and Information System  
CDBG Activity Summary Report (GPR) for Program Year 2022  
SAN DIEGO

Date: 22-Sep-2023  
Time: 20:55  
Page: 71

**PGM Year:** 2020  
**Project:** 0007 - NONPROFIT FACILITY IMPROVEMENTS  
**IDIS Activity:** 7492 - JCN-CHOLLAS CREEK SOUTH PED CONNECTOR-21

**Status:** Completed 8/9/2023 12:00:00 AM  
**Location:** 404 Euclid Ave San Diego, CA 92114-2221

**Objective:** Create suitable living environments  
**Outcome:** Availability/accessibility  
**Matrix Code:** Neighborhood Facilities (03E)

**National Objective:** LMA

**Activity to prevent, prepare for, and respond to Coronavirus:** No

**Initial Funding Date:** 06/01/2021

**Description:**

The Chollas Creek South Pedestrian Connector project will replace 3,230 square feet of deteriorating asphalt with new concrete trail along the portion of Chollas Creek, adjacent to the Joe and Vi Jacobs Community Center (JVJC). It will also add 3,650 square feet of new trail on the opposite side of the creek as well as add 360 square feet of concrete and 1,410 square feet of decomposed granite trail that will create access to and from KIPP charter school via a trail alongside the school.

**Financing**

	Fund Type	Grant Year	Grant	Funded Amount	Drawn In Program Year	Drawn Thru Program Year
CDBG	EN	2019	B19MC060542	\$265,134.57	\$265,134.57	\$265,134.57
	PI			\$140,398.43	\$0.00	\$140,398.43
<b>Total</b>	<b>Total</b>			<b>\$405,533.00</b>	<b>\$265,134.57</b>	<b>\$405,533.00</b>

**Proposed Accomplishments**

Public Facilities : 1  
Total Population in Service Area: 17,590  
Census Tract Percent Low / Mod: 79.22

**Annual Accomplishments**

Years	Accomplishment Narrative	# Benefitting
2020	For fiscal year 2021 year end, project is ongoing. Updates include: re-examining the site of this project with geotechnical, biological and engineering consultants. Work on fine tuning the work scope to move this project forward will continue in 2021. Project will continue into fiscal year 2022.	
2022	At FY23 project close-out, project completed a new grass field and replacement of a pedestrian walking corridor. Construction activities were completed in October 2022. The area which functions as a major pedestrian connector for school children and families to reach the charter school, Jacobs facility, the trolley station, and shopping center safely in this low to moderate income area.	



U.S. Department of Housing and Urban Development  
Office of Community Planning and Development  
Integrated Disbursement and Information System  
CDBG Activity Summary Report (GPR) for Program Year 2022  
SAN DIEGO

Date: 22-Sep-2023  
Time: 20:55  
Page: 72

<b>PGM Year:</b>	2020		
<b>Project:</b>	0007 - NONPROFIT FACILITY IMPROVEMENTS		
<b>IDIS Activity:</b>	7493 - SVDP MGMT-PAUL MIRABLE PLUMBING RENOVATION-21		
<b>Status:</b>	Open	<b>Objective:</b>	Create suitable living environments
<b>Location:</b>	3350 E St San Diego, CA 92102-3332	<b>Outcome:</b>	Availability/accessibility
		<b>Matrix Code:</b>	Homeless Facilities (not operating costs) (03C)
		<b>National Objective:</b>	LMC

**Activity to prevent, prepare for, and respond to Coronavirus:** No

**Initial Funding Date:** 06/01/2021

**Description:**

The project will improve the condition of the Paul Mirabile Center by renovating the entire buildings plumbing, including new pipe lining as well as new heavy duty stainless steel commodes (lavatorytoilets) in the first floor bathrooms.  
The improvement will include the use of pipe lining that will essentially create a new secure pipe within the encasing of the existing pipes.  
The pipe lining, through minimally invasive cuts into existing pipes, is inserted and then inflated to take the form of the pipe.  
This will be used for the entire building, giving the piping system a useful life of another 10-15 years.

**Financing**

	Fund Type	Grant Year	Grant	Funded Amount	Drawn In Program Year	Drawn Thru Program Year
CDBG	EN	2018	B18MC060542	\$10,953.34	\$10,953.34	\$10,953.34
	PI			\$164,046.66	\$0.00	\$164,046.66
<b>Total</b>	<b>Total</b>			<b>\$175,000.00</b>	<b>\$10,953.34</b>	<b>\$175,000.00</b>

**Proposed Accomplishments**

Public Facilities : 1

**Actual Accomplishments**

*Number assisted:*

	Owner		Renter		Total		Person	
	Total	Hispanic	Total	Hispanic	Total	Hispanic	Total	Hispanic
White:	0	0	0	0	0	0	406	87
Black/African American:	0	0	0	0	0	0	146	0
Asian:	0	0	0	0	0	0	18	0
American Indian/Alaskan Native:	0	0	0	0	0	0	0	0
Native Hawaiian/Other Pacific Islander:	0	0	0	0	0	0	4	0
American Indian/Alaskan Native & White:	0	0	0	0	0	0	18	0
Asian White:	0	0	0	0	0	0	0	0
Black/African American & White:	0	0	0	0	0	0	0	0
American Indian/Alaskan Native & Black/African American:	0	0	0	0	0	0	0	0
Other multi-racial:	0	0	0	0	0	0	17	0



U.S. Department of Housing and Urban Development  
Office of Community Planning and Development  
Integrated Disbursement and Information System  
CDBG Activity Summary Report (GPR) for Program Year 2022  
SAN DIEGO

Date: 22-Sep-2023  
Time: 20:55  
Page: 73

Asian/Pacific Islander:	0	0	0	0	0	0	0	0
Hispanic:	0	0	0	0	0	0	0	0
<b>Total:</b>	<b>0</b>	<b>0</b>	<b>0</b>	<b>0</b>	<b>0</b>	<b>0</b>	<b>609</b>	<b>87</b>
Female-headed Households:	0		0		0			

*Income Category:*

	Owner	Renter	Total	Person
Extremely Low	0	0	0	609
Low Mod	0	0	0	0
Moderate	0	0	0	0
Non Low Moderate	0	0	0	0
Total	0	0	0	609
Percent Low/Mod				100.0%

**Annual Accomplishments**

Years	Accomplishment Narrative	# Benefitting
2020	For fiscal year 2021 year end, project is still in the BID process and will continue into fiscal year 2022.	
2022	At FY23 project close-out, out-of-date commodes were replaced with heavy-duty commodes in the first-floor bathrooms. The project included the use of pipelining which created a new secure pipe within the encasing of the existing pipes. The Paul Mirabile Center (PMC) plumbing renovation project has improved the building's overall functionality with the implementation of the new pipe lining. Clients receiving services at the PMC are individuals of all ages and demographics, single parents, veterans, seniors, individuals with a mental health diagnosis, HIV/AIDS, physical disabilities, and developmental disabilities.	



U.S. Department of Housing and Urban Development  
Office of Community Planning and Development  
Integrated Disbursement and Information System  
CDBG Activity Summary Report (GPR) for Program Year 2022  
SAN DIEGO

Date: 22-Sep-2023  
Time: 20:55  
Page: 74

**PGM Year:** 2020  
**Project:** 0007 - NONPROFIT FACILITY IMPROVEMENTS  
**IDIS Activity:** 7494 - SD ROCK CHURCH-FREEDOM CENTER-21

**Status:** Canceled 7/27/2022 10:15:05 AM  
**Location:** 3776 Riley St San Diego, CA 92110-4437

**Objective:** Create suitable living environments  
**Outcome:** Availability/accessibility  
**Matrix Code:** Abused and Neglected Children  
Facilities (03Q)

**National Objective:** LMC

**Activity to prevent, prepare for, and respond to Coronavirus:** No

**Initial Funding Date:** 06/01/2021

**Description:**

The Rock Church Freedom Center project will turn a rundown 4,000 square foot building, formerly the site of a strip club, into an anti-human trafficking drop-in center and emergency shelter with 13 emergency shelter beds.

The anticipated length of stay will be a maximum of 30 days while long-term living arrangements are determined.

In addition to acting as a shelter, the center will be a 24-hour resource for victims of both labor and sex trafficking.

Trauma-informed staff will help prepare victims for long-term housing solutions by helping obtain pertinent documents like birth certificates and social security cards.

It will be a place where trafficked individuals can get their basic needs met while they may be assessed for appropriate referrals, interventions, and continuity of care.

Soundproof intake rooms will allow for confidential discussions, intake processing, and therapy appointments.

The center will have case managers on-call 24/7 to meet with potential trafficking victims and follow up with them to ensure that their needs are met (i.e. psychotherapy, food, shelter, employment, childcare, clothing, transportation, legal assistance, health care).

**Financing**

No data returned for this view. This might be because the applied filter excludes all data.

**Proposed Accomplishments**

Public Facilities : 1

**Actual Accomplishments**

*Number assisted:*

	Owner		Renter		Total		Person	
	Total	Hispanic	Total	Hispanic	Total	Hispanic	Total	Hispanic
White:	0	0	0	0	0	0		0
Black/African American:	0	0	0	0	0	0	0	0
Asian:	0	0	0	0	0	0	0	0
American Indian/Alaskan Native:	0	0	0	0	0	0	0	0



U.S. Department of Housing and Urban Development  
Office of Community Planning and Development  
Integrated Disbursement and Information System  
CDBG Activity Summary Report (GPR) for Program Year 2022  
SAN DIEGO

Date: 22-Sep-2023  
Time: 20:55  
Page: 75

Native Hawaiian/Other Pacific Islander:	0	0	0	0	0	0	0	0
American Indian/Alaskan Native & White:	0	0	0	0	0	0	0	0
Asian White:	0	0	0	0	0	0	0	0
Black/African American & White:	0	0	0	0	0	0	0	0
American Indian/Alaskan Native & Black/African American:	0	0	0	0	0	0	0	0
Other multi-racial:	0	0	0	0	0	0	0	0
Asian/Pacific Islander:	0	0	0	0	0	0	0	0
Hispanic:	0	0	0	0	0	0	0	0
<b>Total:</b>	<b>0</b>	<b>0</b>	<b>0</b>	<b>0</b>	<b>0</b>	<b>0</b>	<b>0</b>	<b>0</b>
Female-headed Households:	0		0		0			

*Income Category:*

	Owner	Renter	Total	Person
Extremely Low	0	0	0	0
Low Mod	0	0	0	0
Moderate	0	0	0	0
Non Low Moderate	0	0	0	0
Total	0	0	0	0
Percent Low/Mod				

**Annual Accomplishments**

Years	Accomplishment Narrative	# Benefitting
2020	For fiscal year 2021 year end, project has encountered a number of delays but City staff is working on moving the project forward. Project will continue into fiscal year 2022.	



U.S. Department of Housing and Urban Development  
Office of Community Planning and Development  
Integrated Disbursement and Information System  
CDBG Activity Summary Report (GPR) for Program Year 2022  
SAN DIEGO

Date: 22-Sep-2023  
Time: 20:55  
Page: 76

**PGM Year:** 2019  
**Project:** 0006 - Improvement of Nonprofit Facilities  
**IDIS Activity:** 7502 - NTC-VVSD-20

**Status:** Open  
**Location:** 4141 Pacific Hwy San Diego, CA 92110-2030

**Objective:** Create suitable living environments  
**Outcome:** Availability/accessibility  
**Matrix Code:** Homeless Facilities (not operating costs) (03C)

**National Objective:** LMC

**Activity to prevent, prepare for, and respond to Coronavirus:** No

**Initial Funding Date:** 11/06/2020

**Description:**

Veterans Village of San Diego (VVSD) will install a centralized, integrated Fire Alarm System for the campus facilities at 4141 Pacific Highway in the San Diego area. The installation of this fire alarm system will provide safe and suitable living environment for the Veterans accessing transition housing and support services.

**Financing**

	Fund Type	Grant Year	Grant	Funded Amount	Drawn In Program Year	Drawn Thru Program Year
CDBG	EN	2019	B19MC060542	\$54,304.37	\$0.00	\$0.00
	PI			\$233,195.63	\$0.00	\$233,195.63
<b>Total</b>	<b>Total</b>			<b>\$287,500.00</b>	<b>\$0.00</b>	<b>\$233,195.63</b>

**Proposed Accomplishments**

Public Facilities : 1

**Actual Accomplishments**

*Number assisted:*

	Owner		Renter		Total		Person	
	Total	Hispanic	Total	Hispanic	Total	Hispanic	Total	Hispanic
White:	0	0	0	0	0	0		0
Black/African American:	0	0	0	0	0	0	0	0
Asian:	0	0	0	0	0	0	0	0
American Indian/Alaskan Native:	0	0	0	0	0	0	0	0
Native Hawaiian/Other Pacific Islander:	0	0	0	0	0	0	0	0
American Indian/Alaskan Native & White:	0	0	0	0	0	0	0	0
Asian White:	0	0	0	0	0	0	0	0
Black/African American & White:	0	0	0	0	0	0	0	0
American Indian/Alaskan Native & Black/African American:	0	0	0	0	0	0	0	0
Other multi-racial:	0	0	0	0	0	0	0	0
Asian/Pacific Islander:	0	0	0	0	0	0	0	0





U.S. Department of Housing and Urban Development  
Office of Community Planning and Development  
Integrated Disbursement and Information System  
CDBG Activity Summary Report (GPR) for Program Year 2022  
SAN DIEGO

Date: 22-Sep-2023  
Time: 20:55  
Page: 77

Hispanic:	0	0	0	0	0	0	0	0
<b>Total:</b>	<b>0</b>	<b>0</b>	<b>0</b>	<b>0</b>	<b>0</b>	<b>0</b>	<b>0</b>	<b>0</b>

Female-headed Households:	0	0	0
---------------------------	---	---	---

*Income Category:*

	Owner	Renter	Total	Person
Extremely Low	0	0	0	0
Low Mod	0	0	0	0
Moderate	0	0	0	0
Non Low Moderate	0	0	0	0
Total	0	0	0	0

Percent Low/Mod

**Annual Accomplishments**

No data returned for this view. This might be because the applied filter excludes all data.



U.S. Department of Housing and Urban Development  
Office of Community Planning and Development  
Integrated Disbursement and Information System  
CDBG Activity Summary Report (GPR) for Program Year 2022  
SAN DIEGO

Date: 22-Sep-2023  
Time: 20:55  
Page: 78

**PGM Year:** 2019  
**Project:** 0006 - Improvement of Nonprofit Facilities  
**IDIS Activity:** 7503 - NTC-SDYS-20

**Status:** Open  
**Location:** 3255 Wing St Ste 550 Suite 550 San Diego, CA 92110-4641

**Objective:** Create suitable living environments  
**Outcome:** Availability/accessibility  
**Matrix Code:** Homeless Facilities (not operating costs) (03C)

**National Objective:** LMC

**Activity to prevent, prepare for, and respond to Coronavirus:** No

**Initial Funding Date:** 11/06/2020

**Description:**

The San Diego Youth Services (SDYS) "Take Wing" building is a five (5) building apartment complex comprising of 32 units that provide transitional housing to low-moderate income individuals, specifically formerly homeless young mothers, young families, and at-risk youth who have aged out of the Foster Care system in San Diego.

The five (5) building apartment complex will have the roof replaced and repaired in preparation for the installation of Solar panels.

With the Roof replacement and Solar panels installed at the facility, San Diego Youth Services will be able to offer supportive services/activities that focus on ending homelessness, promoting mental health and addiction recovery, prevent delinquency and school failure, child abuse and neglect of individuals in the San Diego area.

**Financing**

	Fund Type	Grant Year	Grant	Funded Amount	Drawn In Program Year	Drawn Thru Program Year
CDBG	EN	2019	B19MC060542	\$122,559.56	\$0.00	\$79,006.99
	PI			\$164,940.44	\$39,152.00	\$164,940.44
<b>Total</b>	<b>Total</b>			<b>\$287,500.00</b>	<b>\$39,152.00</b>	<b>\$243,947.43</b>

**Proposed Accomplishments**

Public Facilities : 1

**Actual Accomplishments**

*Number assisted:*

	Owner		Renter		Total		Person	
	Total	Hispanic	Total	Hispanic	Total	Hispanic	Total	Hispanic
White:	0	0	0	0	0	0	0	0
Black/African American:	0	0	0	0	0	0	0	0
Asian:	0	0	0	0	0	0	0	0
American Indian/Alaskan Native:	0	0	0	0	0	0	0	0
Native Hawaiian/Other Pacific Islander:	0	0	0	0	0	0	0	0
American Indian/Alaskan Native & White:	0	0	0	0	0	0	0	0
Asian White:	0	0	0	0	0	0	0	0
Black/African American & White:	0	0	0	0	0	0	0	0
American Indian/Alaskan Native & Black/African American:	0	0	0	0	0	0	0	0
Other multi-racial:	0	0	0	0	0	0	0	0



U.S. Department of Housing and Urban Development  
Office of Community Planning and Development  
Integrated Disbursement and Information System  
CDBG Activity Summary Report (GPR) for Program Year 2022  
SAN DIEGO

Date: 22-Sep-2023  
Time: 20:55  
Page: 79

Asian/Pacific Islander:	0	0	0	0	0	0	0	0
Hispanic:	0	0	0	0	0	0	0	0
<b>Total:</b>	<b>0</b>	<b>0</b>	<b>0</b>	<b>0</b>	<b>0</b>	<b>0</b>	<b>0</b>	<b>0</b>
Female-headed Households:	0		0		0			

*Income Category:*

	Owner	Renter	Total	Person
Extremely Low	0	0	0	0
Low Mod	0	0	0	0
Moderate	0	0	0	0
Non Low Moderate	0	0	0	0
Total	0	0	0	0
Percent Low/Mod				

**Annual Accomplishments**

No data returned for this view. This might be because the applied filter excludes all data.



U.S. Department of Housing and Urban Development  
Office of Community Planning and Development  
Integrated Disbursement and Information System  
CDBG Activity Summary Report (GPR) for Program Year 2022  
SAN DIEGO

Date: 22-Sep-2023  
Time: 20:55  
Page: 80

**PGM Year:** 2020  
**Project:** 0003 - CDBG Administration  
**IDIS Activity:** 7506 - HUD ADMIN-21

**Status:** Open  
**Location:** ,

**Objective:**  
**Outcome:**  
**Matrix Code:** General Program Administration (21A) **National Objective:**

**Activity to prevent, prepare for, and respond to Coronavirus:** No

**Initial Funding Date:** 11/18/2020

**Description:**  
General CDBG administration costs

**Financing**

	Fund Type	Grant Year	Grant	Funded Amount	Drawn In Program Year	Drawn Thru Program Year
CDBG	EN	2018	B18MC060542	\$4,336.40	\$0.00	\$4,336.40
		2020	B20MC060542	\$1,122,370.25	\$0.00	\$1,122,340.97
	PI			\$418,837.01	\$0.00	\$418,837.01
<b>Total</b>	<b>Total</b>			<b>\$1,545,543.66</b>	<b>\$0.00</b>	<b>\$1,545,514.38</b>

**Proposed Accomplishments**

**Actual Accomplishments**

*Number assisted:*

	Owner		Renter		Total		Person	
	Total	Hispanic	Total	Hispanic	Total	Hispanic	Total	Hispanic
White:					0	0		
Black/African American:					0	0		
Asian:					0	0		
American Indian/Alaskan Native:					0	0		
Native Hawaiian/Other Pacific Islander:					0	0		
American Indian/Alaskan Native & White:					0	0		
Asian White:					0	0		
Black/African American & White:					0	0		
American Indian/Alaskan Native & Black/African American:					0	0		
Other multi-racial:					0	0		
Asian/Pacific Islander:					0	0		
Hispanic:					0	0		



U.S. Department of Housing and Urban Development  
Office of Community Planning and Development  
Integrated Disbursement and Information System  
CDBG Activity Summary Report (GPR) for Program Year 2022  
SAN DIEGO

Date: 22-Sep-2023

Time: 20:55

Page: 81

**Total:** 0 0 0 0 0 0 0 0

Female-headed Households: 0

*Income Category:*

	Owner	Renter	Total	Person
Extremely Low			0	
Low Mod			0	
Moderate			0	
Non Low Moderate			0	
Total	0	0	0	0
Percent Low/Mod				

**Annual Accomplishments**

No data returned for this view. This might be because the applied filter excludes all data.



U.S. Department of Housing and Urban Development  
Office of Community Planning and Development  
Integrated Disbursement and Information System  
CDBG Activity Summary Report (GPR) for Program Year 2022  
SAN DIEGO

Date: 22-Sep-2023  
Time: 20:55  
Page: 82

**PGM Year:** 2020  
**Project:** 0004 - ECONOMIC DEVELOPMENT  
**IDIS Activity:** 7510 - CITY SD-EARLY STAGE ACCEL CONNECT-21

**Status:** Open  
**Location:** 1200 3rd Ave San Diego, CA 92101-4110

**Objective:** Create economic opportunities  
**Outcome:** Availability/accessibility  
**Matrix Code:** ED Technical Assistance (18B)

**National Objective:** LMA

**Activity to prevent, prepare for, and respond to Coronavirus:** No

**Initial Funding Date:** 08/19/2021

**Description:**

Small business incubator, within an LMI community focused on emerging small businesses with the potential to create jobs for LMI residents.

**Financing**

	Fund Type	Grant Year	Grant	Funded Amount	Drawn In Program Year	Drawn Thru Program Year
CDBG	EN	2020	B20MC060542	\$500,000.00	\$118,553.19	\$118,553.19
<b>Total</b>	<b>Total</b>			<b>\$500,000.00</b>	<b>\$118,553.19</b>	<b>\$118,553.19</b>

**Proposed Accomplishments**

Businesses : 1  
Total Population in Service Area: 4,940  
Census Tract Percent Low / Mod: 63.56

**Annual Accomplishments**

No data returned for this view. This might be because the applied filter excludes all data.



U.S. Department of Housing and Urban Development  
Office of Community Planning and Development  
Integrated Disbursement and Information System  
CDBG Activity Summary Report (GPR) for Program Year 2022  
SAN DIEGO

Date: 22-Sep-2023  
Time: 20:55  
Page: 83

**PGM Year:** 2020  
**Project:** 0009 - COMMUNITY AND PUBLIC SERVICES  
**IDIS Activity:** 7513 - TBD-NONPROFIT PS ACTIVITY-21

**Status:** Canceled 7/12/2022 10:47:21 AM  
**Location:** 1200 3rd Ave San Diego, CA 92101-4110

**Objective:** Create suitable living environments  
**Outcome:** Availability/accessibility  
**Matrix Code:** Other Public Services Not Listed in  
05A-05Y, 03T (05Z)

**National Objective:** LMC

**Activity to prevent, prepare for, and respond to Coronavirus:** Yes

**Initial Funding Date:** 08/19/2021

**Description:**

CARES Act NOFA for 121

**Financing**

No data returned for this view. This might be because the applied filter excludes all data.

**Proposed Accomplishments**

People (General) : 1

**Actual Accomplishments**

*Number assisted:*

	Owner		Renter		Total		Person	
	Total	Hispanic	Total	Hispanic	Total	Hispanic	Total	Hispanic
White:	0	0	0	0	0	0		0
Black/African American:	0	0	0	0	0	0	0	0
Asian:	0	0	0	0	0	0	0	0
American Indian/Alaskan Native:	0	0	0	0	0	0	0	0
Native Hawaiian/Other Pacific Islander:	0	0	0	0	0	0	0	0
American Indian/Alaskan Native & White:	0	0	0	0	0	0	0	0
Asian White:	0	0	0	0	0	0	0	0
Black/African American & White:	0	0	0	0	0	0	0	0
American Indian/Alaskan Native & Black/African American:	0	0	0	0	0	0	0	0
Other multi-racial:	0	0	0	0	0	0	0	0



U.S. Department of Housing and Urban Development  
Office of Community Planning and Development  
Integrated Disbursement and Information System  
CDBG Activity Summary Report (GPR) for Program Year 2022  
SAN DIEGO

Date: 22-Sep-2023  
Time: 20:55  
Page: 84

Asian/Pacific Islander:	0	0	0	0	0	0	0	0
Hispanic:	0	0	0	0	0	0	0	0
<b>Total:</b>	<b>0</b>	<b>0</b>	<b>0</b>	<b>0</b>	<b>0</b>	<b>0</b>	<b>0</b>	<b>0</b>

Female-headed Households:	0	0	0
---------------------------	---	---	---

*Income Category:*

	Owner	Renter	Total	Person
Extremely Low	0	0	0	0
Low Mod	0	0	0	0
Moderate	0	0	0	0
Non Low Moderate	0	0	0	0
Total	0	0	0	0

Percent Low/Mod

**Annual Accomplishments**

No data returned for this view. This might be because the applied filter excludes all data.





U.S. Department of Housing and Urban Development  
Office of Community Planning and Development  
Integrated Disbursement and Information System  
CDBG Activity Summary Report (GPR) for Program Year 2022  
SAN DIEGO

Date: 22-Sep-2023  
Time: 20:55  
Page: 85

**PGM Year:** 2019  
**Project:** 0033 - CDBG-CV Related activities  
**IDIS Activity:** 7514 - TBD-NONPROFIT PS ACTIVITY 2-20

**Status:** Open  
**Location:** 1200 3rd Ave San Diego, CA 92101-4110

**Objective:** Create suitable living environments  
**Outcome:** Availability/accessibility  
**Matrix Code:** Other Public Services Not Listed in  
05A-05Y, 03T (05Z)

**National Objective:** LMC

**Activity to prevent, prepare for, and respond to Coronavirus:** Yes

**Initial Funding Date:** 04/07/2021

**Description:**

Second NOFA for PS activities for 121

**Financing**

	Fund Type	Grant Year	Grant	Funded Amount	Drawn In Program Year	Drawn Thru Program Year
CDBG	EN	2020	B20MW060542	\$2,721.00	\$0.00	\$0.00
<b>Total</b>	<b>Total</b>			<b>\$2,721.00</b>	<b>\$0.00</b>	<b>\$0.00</b>

**Proposed Accomplishments**

People (General) : 1

**Actual Accomplishments**

*Number assisted:*

	<b>Owner</b>		<b>Renter</b>		<b>Total</b>		<b>Person</b>	
	Total	Hispanic	Total	Hispanic	Total	Hispanic	Total	Hispanic
White:	0	0	0	0	0	0		0
Black/African American:	0	0	0	0	0	0	0	0
Asian:	0	0	0	0	0	0	0	0
American Indian/Alaskan Native:	0	0	0	0	0	0	0	0
Native Hawaiian/Other Pacific Islander:	0	0	0	0	0	0	0	0
American Indian/Alaskan Native & White:	0	0	0	0	0	0	0	0
Asian White:	0	0	0	0	0	0	0	0
Black/African American & White:	0	0	0	0	0	0	0	0
American Indian/Alaskan Native & Black/African American:	0	0	0	0	0	0	0	0
Other multi-racial:	0	0	0	0	0	0	0	0
Asian/Pacific Islander:	0	0	0	0	0	0	0	0
Hispanic:	0	0	0	0	0	0	0	0
<b>Total:</b>	<b>0</b>	<b>0</b>	<b>0</b>	<b>0</b>	<b>0</b>	<b>0</b>	<b>0</b>	<b>0</b>



U.S. Department of Housing and Urban Development  
Office of Community Planning and Development  
Integrated Disbursement and Information System  
CDBG Activity Summary Report (GPR) for Program Year 2022  
SAN DIEGO

Date: 22-Sep-2023

Time: 20:55

Page: 86

Female-headed Households: 0 0 0

*Income Category:*

	Owner	Renter	Total	Person
Extremely Low	0	0	0	0
Low Mod	0	0	0	0
Moderate	0	0	0	0
Non Low Moderate	0	0	0	0
Total	0	0	0	0

Percent Low/Mod

**Annual Accomplishments**

No data returned for this view. This might be because the applied filter excludes all data.



U.S. Department of Housing and Urban Development  
Office of Community Planning and Development  
Integrated Disbursement and Information System  
CDBG Activity Summary Report (GPR) for Program Year 2022  
SAN DIEGO

Date: 22-Sep-2023  
Time: 20:55  
Page: 87

<b>PGM Year:</b>	2020				
<b>Project:</b>	0006 - AFFORDABLE HOUSING AND RESIDENTIAL REHABILITATION				
<b>IDIS Activity:</b>	7517 - TBD-HOUSING RECOVERY PROGRAM-21				
<b>Status:</b>	Canceled 9/7/2022 1:04:30 PM	<b>Objective:</b>	Provide decent affordable housing		
<b>Location:</b>	1200 3rd Ave Ste 1400 San Diego, CA 92101-4157	<b>Outcome:</b>	Affordability		
		<b>Matrix Code:</b>	Homeless Facilities (not operating costs) (03C)	<b>National Objective:</b>	LMC

**Activity to prevent, prepare for, and respond to Coronavirus:** Yes

**Initial Funding Date:** 08/27/2021

**Description:**

Housing recovery programAmount of \$2,234,266 was reprogrammed to 7706 Serenade on 43rd project.

**Financing**

No data returned for this view. This might be because the applied filter excludes all data.

**Proposed Accomplishments**

Public Facilities : 1

**Actual Accomplishments**

*Number assisted:*

	<b>Owner</b>		<b>Renter</b>		<b>Total</b>		<b>Person</b>	
	Total	Hispanic	Total	Hispanic	Total	Hispanic	Total	Hispanic
White:	0	0	0	0	0	0		0
Black/African American:	0	0	0	0	0	0	0	0
Asian:	0	0	0	0	0	0	0	0
American Indian/Alaskan Native:	0	0	0	0	0	0	0	0
Native Hawaiian/Other Pacific Islander:	0	0	0	0	0	0	0	0
American Indian/Alaskan Native & White:	0	0	0	0	0	0	0	0
Asian White:	0	0	0	0	0	0	0	0
Black/African American & White:	0	0	0	0	0	0	0	0
American Indian/Alaskan Native & Black/African American:	0	0	0	0	0	0	0	0
Other multi-racial:	0	0	0	0	0	0	0	0



U.S. Department of Housing and Urban Development  
Office of Community Planning and Development  
Integrated Disbursement and Information System  
CDBG Activity Summary Report (GPR) for Program Year 2022  
SAN DIEGO

Date: 22-Sep-2023  
Time: 20:55  
Page: 88

Asian/Pacific Islander:	0	0	0	0	0	0	0	0
Hispanic:	0	0	0	0	0	0	0	0
<b>Total:</b>	<b>0</b>	<b>0</b>	<b>0</b>	<b>0</b>	<b>0</b>	<b>0</b>	<b>0</b>	<b>0</b>
Female-headed Households:	0		0		0			

*Income Category:*

	Owner	Renter	Total	Person
Extremely Low	0	0	0	0
Low Mod	0	0	0	0
Moderate	0	0	0	0
Non Low Moderate	0	0	0	0
Total	0	0	0	0

Percent Low/Mod

**Annual Accomplishments**

No data returned for this view. This might be because the applied filter excludes all data.



U.S. Department of Housing and Urban Development  
Office of Community Planning and Development  
Integrated Disbursement and Information System  
CDBG Activity Summary Report (GPR) for Program Year 2022  
SAN DIEGO

Date: 22-Sep-2023  
Time: 20:55  
Page: 89

**PGM Year:** 2021  
**Project:** 0005 - Public Infrastructure Improvements  
**IDIS Activity:** 7518 - CITY CIP-TSW-WOODMAN ST SIDEWALK-22

**Status:** Open  
**Location:** Woodman St San Diego, CA 92114

**Objective:** Create suitable living environments  
**Outcome:** Availability/accessibility  
**Matrix Code:** Other Public Improvements Not Listed in 03A-03S (03Z)  
**National Objective:** LMA

**Activity to prevent, prepare for, and respond to Coronavirus:** No

**Initial Funding Date:** 07/25/2022

**Description:**

City facility improvement

**Financing**

	Fund Type	Grant Year	Grant	Funded Amount	Drawn In Program Year	Drawn Thru Program Year
CDBG	EN	2018	B18MC060542	\$89,000.00	\$89,000.00	\$89,000.00
<b>Total</b>	<b>Total</b>			<b>\$89,000.00</b>	<b>\$89,000.00</b>	<b>\$89,000.00</b>

**Proposed Accomplishments**

Public Facilities : 1  
Total Population in Service Area: 1,580  
Census Tract Percent Low / Mod: 69.30

**Annual Accomplishments**

No data returned for this view. This might be because the applied filter excludes all data.



U.S. Department of Housing and Urban Development  
Office of Community Planning and Development  
Integrated Disbursement and Information System  
CDBG Activity Summary Report (GPR) for Program Year 2022  
SAN DIEGO

Date: 22-Sep-2023  
Time: 20:55  
Page: 90

<b>PGM Year:</b>	2020					
<b>Project:</b>	0001 - Workforce Development					
<b>IDIS Activity:</b>	7519 - SDWP-TECH HIRE-21					
<b>Status:</b>	Completed 9/1/2023 12:00:00 AM	<b>Objective:</b>	Create economic opportunities			
<b>Location:</b>	9246 Lightwave Ave Ste 210 Suite 210 San Diego, CA 92123-6411	<b>Outcome:</b>	Availability/accessibility			
		<b>Matrix Code:</b>	Employment Training (05H)	<b>National Objective:</b>	LMC	

**Activity to prevent, prepare for, and respond to Coronavirus:** No

**Initial Funding Date:** 06/01/2021

**Description:**

SDWP Tech Hire program

**Financing**

	Fund Type	Grant Year	Grant	Funded Amount	Drawn In Program Year	Drawn Thru Program Year
CDBG	EN	2018	B18MC060542	\$500,000.00	\$0.00	\$500,000.00
<b>Total</b>	<b>Total</b>			<b>\$500,000.00</b>	<b>\$0.00</b>	<b>\$500,000.00</b>

**Proposed Accomplishments**

People (General) : 84

**Actual Accomplishments**

*Number assisted:*

	<b>Owner</b>		<b>Renter</b>		<b>Total</b>		<b>Person</b>	
	Total	Hispanic	Total	Hispanic	Total	Hispanic	Total	Hispanic
White:	0	0	0	0	0	0	59	22
Black/African American:	0	0	0	0	0	0	9	2
Asian:	0	0	0	0	0	0	29	1
American Indian/Alaskan Native:	0	0	0	0	0	0	3	2
Native Hawaiian/Other Pacific Islander:	0	0	0	0	0	0	2	0
American Indian/Alaskan Native & White:	0	0	0	0	0	0	2	1
Asian White:	0	0	0	0	0	0	5	0
Black/African American & White:	0	0	0	0	0	0	0	0
American Indian/Alaskan Native & Black/African American:	0	0	0	0	0	0	0	0
Other multi-racial:	0	0	0	0	0	0	2	1
Asian/Pacific Islander:	0	0	0	0	0	0	0	0
Hispanic:	0	0	0	0	0	0	0	0
<b>Total:</b>	<b>0</b>	<b>0</b>	<b>0</b>	<b>0</b>	<b>0</b>	<b>0</b>	<b>111</b>	<b>29</b>



U.S. Department of Housing and Urban Development  
Office of Community Planning and Development  
Integrated Disbursement and Information System  
CDBG Activity Summary Report (GPR) for Program Year 2022  
SAN DIEGO

Date: 22-Sep-2023  
Time: 20:55  
Page: 91

Female-headed Households: 0 0 0

*Income Category:*

	Owner	Renter	Total	Person
Extremely Low	0	0	0	65
Low Mod	0	0	0	13
Moderate	0	0	0	13
Non Low Moderate	0	0	0	20
Total	0	0	0	111
Percent Low/Mod				82.0%

**Annual Accomplishments**

Years	Accomplishment Narrative	# Benefitting
2020	For the first 6 months of fiscal year 2021, 109 clients have been assisted.	



U.S. Department of Housing and Urban Development  
Office of Community Planning and Development  
Integrated Disbursement and Information System  
CDBG Activity Summary Report (GPR) for Program Year 2022  
SAN DIEGO

Date: 22-Sep-2023  
Time: 20:55  
Page: 92

**PGM Year:** 2019  
**Project:** 0033 - CDBG-CV Related activities  
**IDIS Activity:** 7520 - ADMIN CDBG-CV20

**Status:** Open  
**Location:** ,

**Objective:**  
**Outcome:**  
**Matrix Code:** General Program Administration (21A) **National Objective:**

**Activity to prevent, prepare for, and respond to Coronavirus:** Yes

**Initial Funding Date:** 03/18/2021

**Description:**

CDBG-CV Admin costs

**Financing**

	Fund Type	Grant Year	Grant	Funded Amount	Drawn In Program Year	Drawn Thru Program Year
CDBG	EN	2020	B20MW060542	\$3,442,790.00	\$150,492.59	\$668,172.61
<b>Total</b>	<b>Total</b>			<b>\$3,442,790.00</b>	<b>\$150,492.59</b>	<b>\$668,172.61</b>

**Proposed Accomplishments**

**Actual Accomplishments**

*Number assisted:*

	<b>Owner</b>		<b>Renter</b>		<b>Total</b>		<b>Person</b>	
	Total	Hispanic	Total	Hispanic	Total	Hispanic	Total	Hispanic
White:					0	0		
Black/African American:					0	0		
Asian:					0	0		
American Indian/Alaskan Native:					0	0		
Native Hawaiian/Other Pacific Islander:					0	0		
American Indian/Alaskan Native & White:					0	0		
Asian White:					0	0		
Black/African American & White:					0	0		
American Indian/Alaskan Native & Black/African American:					0	0		
Other multi-racial:					0	0		
Asian/Pacific Islander:					0	0		
Hispanic:					0	0		
<b>Total:</b>	<b>0</b>	<b>0</b>	<b>0</b>	<b>0</b>	<b>0</b>	<b>0</b>	<b>0</b>	<b>0</b>

Female-headed Households:

0





U.S. Department of Housing and Urban Development  
Office of Community Planning and Development  
Integrated Disbursement and Information System  
CDBG Activity Summary Report (GPR) for Program Year 2022  
SAN DIEGO

Date: 22-Sep-2023

Time: 20:55

Page: 93

*Income Category:*

	Owner	Renter	Total	Person
Extremely Low			0	
Low Mod			0	
Moderate			0	
Non Low Moderate			0	
Total	0	0	0	0
Percent Low/Mod				

**Annual Accomplishments**

No data returned for this view. This might be because the applied filter excludes all data.



U.S. Department of Housing and Urban Development  
Office of Community Planning and Development  
Integrated Disbursement and Information System  
CDBG Activity Summary Report (GPR) for Program Year 2022  
SAN DIEGO

Date: 22-Sep-2023  
Time: 20:55  
Page: 94

**PGM Year:** 2020  
**Project:** 0009 - COMMUNITY AND PUBLIC SERVICES  
**IDIS Activity:** 7552 - BAYSIDE-COVID PS SERVICES-21

**Status:** Completed 8/17/2023 12:00:00 AM  
**Location:** 2202 Comstock St San Diego, CA 92111-6502

**Objective:** Create suitable living environments  
**Outcome:** Availability/accessibility  
**Matrix Code:** Other Public Services Not Listed in  
05A-05Y, 03T (05Z)

**National Objective:** LMC

**Activity to prevent, prepare for, and respond to Coronavirus:** Yes

**Initial Funding Date:** 06/01/2021

**Description:**

COVID-19 Related Public Services

**Financing**

	Fund Type	Grant Year	Grant	Funded Amount	Drawn In Program Year	Drawn Thru Program Year
CDBG	EN	2020	B20MC060542	\$40,651.11	\$0.00	\$40,651.11
	PI			\$42,876.89	\$3,691.22	\$42,876.89
<b>Total</b>	<b>Total</b>			<b>\$83,528.00</b>	<b>\$3,691.22</b>	<b>\$83,528.00</b>

**Proposed Accomplishments**

People (General) : 630

**Actual Accomplishments**

*Number assisted:*

	Owner		Renter		Total		Person	
	Total	Hispanic	Total	Hispanic	Total	Hispanic	Total	Hispanic
White:	0	0	0	0	0	0	115	106
Black/African American:	0	0	0	0	0	0	13	0
Asian:	0	0	0	0	0	0	94	0
American Indian/Alaskan Native:	0	0	0	0	0	0	1	0
Native Hawaiian/Other Pacific Islander:	0	0	0	0	0	0	3	0
American Indian/Alaskan Native & White:	0	0	0	0	0	0	0	0
Asian White:	0	0	0	0	0	0	1	0
Black/African American & White:	0	0	0	0	0	0	1	0
American Indian/Alaskan Native & Black/African American:	0	0	0	0	0	0	0	0
Other multi-racial:	0	0	0	0	0	0	2	0
Asian/Pacific Islander:	0	0	0	0	0	0	0	0
Hispanic:	0	0	0	0	0	0	0	0



U.S. Department of Housing and Urban Development  
Office of Community Planning and Development  
Integrated Disbursement and Information System  
CDBG Activity Summary Report (GPR) for Program Year 2022  
SAN DIEGO

Date: 22-Sep-2023  
Time: 20:55  
Page: 95

**Total:** 0 0 0 0 0 0 230 106

Female-headed Households: 0 0 0

*Income Category:*

	Owner	Renter	Total	Person
Extremely Low	0	0	0	208
Low Mod	0	0	0	16
Moderate	0	0	0	4
Non Low Moderate	0	0	0	2
Total	0	0	0	230
Percent Low/Mod				99.1%

**Annual Accomplishments**

Years	Accomplishment Narrative	# Benefitting
2021	<p>Food Delivery: Bayside delivered food to homebound clients unable to come to Bayside for the weekly food distributions due to COVID concerns, limited mobility, and health risks. The service was provided 1-2x/month pending client needs. The home delivery enhanced recipients' quality of life by eliminating barriers that otherwise would keep them from consuming healthy, fresh food items; non-perishable staples; and specific items to satisfy their dietary restrictions.</p> <p>Food Distribution: Bayside consistently hosted weekly food distributions (Wed.) and once-a-month distributions (third Fri.) to dozens of clients each time. In FY22, Bayside distributed over 25,000 pounds of produce through these distributions to more than 14,000 duplicated individuals and their families, as well as more than 6,000 pounds of recovered bread from a local bakery, almost 3,000 boxes of non-perishable items from partnering institutions, and more than 500 bags of non-perishable food items prepared by Bayside. The distributions are available to clients who walk or drive through. Those unable to come then can come anytime during office hours or by appointment. There is an enormous boost to the recipients' quality of life knowing that there is quality, nutritious food available at least once a week at Bayside.</p> <p>Senior Lunch: Bayside hosted a senior lunch program M-F at 11:30am in partnership with Jewish Family Service. From March-June 2021, lunch was delivered to the recipients' homes by JFS. Starting July 1, the lunch was served at Bayside in a congregate meal setting, as Bayside was able to safely reopen its doors to the public with COVID-precautions in place. To date, there are only ~5-6 seniors who still receive their lunches at home due to COVID concerns. The program enhances the seniors' quality of life by providing a free, nutritious, flavorful meal, which removes a barrier to food security while also providing a place for participants to socialize and be in community.</p> <p>Forms/Language Assistance: Bayside provided a unique service that is nearly impossible to find in Linda Vista - forms and language assistance. Bayside's Spanish- and Vietnamese-speaking case managers regularly met with clients to fill out applications for social safety nets that inherently improve quality of life, including but not limited to SSI renewals; applications for CalFresh, Section 8, unemployment or disability; and K-12 school enrollment forms.</p> <p>Clients' quality of life is improved on both short- and long-term bases through forms and language assistance, and through the trust they build with Bayside's case managers.</p>	



U.S. Department of Housing and Urban Development  
Office of Community Planning and Development  
Integrated Disbursement and Information System  
CDBG Activity Summary Report (GPR) for Program Year 2022  
SAN DIEGO

Date: 22-Sep-2023  
Time: 20:55  
Page: 96

**PGM Year:** 2020  
**Project:** 0009 - COMMUNITY AND PUBLIC SERVICES  
**IDIS Activity:** 7553 - CHCDC-COVID-PROJECT NOURISH-21

**Status:** Completed 8/17/2023 12:00:00 AM  
**Location:** 4001 El Cajon Blvd Ste 205 Suite 205 San Diego, CA  
92105-1111

**Objective:** Create suitable living environments  
**Outcome:** Availability/accessibility  
**Matrix Code:** Food Banks (05W)

**National Objective:** LMC

**Activity to prevent, prepare for, and respond to Coronavirus:** Yes

**Initial Funding Date:** 06/01/2021

**Description:**  
COVID-19 Related Public Services

**Financing**

	Fund Type	Grant Year	Grant	Funded Amount	Drawn In Program Year	Drawn Thru Program Year
CDBG	EN	2020	B20MC060542	\$5,900.28	\$0.00	\$5,900.28
	PI			\$27,634.89	\$16,448.29	\$27,634.89
<b>Total</b>	<b>Total</b>			<b>\$33,535.17</b>	<b>\$16,448.29</b>	<b>\$33,535.17</b>

**Proposed Accomplishments**

People (General) : 650

**Actual Accomplishments**

*Number assisted:*

	Owner		Renter		Total		Person	
	Total	Hispanic	Total	Hispanic	Total	Hispanic	Total	Hispanic
White:	0	0	0	0	0	0	137	49
Black/African American:	0	0	0	0	0	0	94	9
Asian:	0	0	0	0	0	0	10	0
American Indian/Alaskan Native:	0	0	0	0	0	0	0	0
Native Hawaiian/Other Pacific Islander:	0	0	0	0	0	0	10	0
American Indian/Alaskan Native & White:	0	0	0	0	0	0	8	0
Asian White:	0	0	0	0	0	0	0	0
Black/African American & White:	0	0	0	0	0	0	9	0
American Indian/Alaskan Native & Black/African American:	0	0	0	0	0	0	0	0
Other multi-racial:	0	0	0	0	0	0	121	11
Asian/Pacific Islander:	0	0	0	0	0	0	0	0
Hispanic:	0	0	0	0	0	0	0	0



U.S. Department of Housing and Urban Development  
Office of Community Planning and Development  
Integrated Disbursement and Information System  
CDBG Activity Summary Report (GPR) for Program Year 2022  
SAN DIEGO

Date: 22-Sep-2023  
Time: 20:55  
Page: 97

Total:				0	0	0	0	0	0	389	69
Female-headed Households:				0		0		0			
Income Category:											
	Owner	Renter	Total	Person							
Extremely Low	0	0	0	363							
Low Mod	0	0	0	26							
Moderate	0	0	0	0							
Non Low Moderate	0	0	0	0							
Total	0	0	0	389							
Percent Low/Mod	100.0%										

**Annual Accomplishments**

<b>Years</b>	<b>Accomplishment Narrative</b>	<b># Benefitting</b>
2020	The Project Nourish Coordinator was able to be employed to implement the project nourish tasks. The coordinator was able to promote the program and offer the provided service. She was able to pick up food, unload, sort and pack prepackaged grocery bags. She was then able to deliver food directly to those impacted by food insecurity. Each participant was assisted to help with food security.	



U.S. Department of Housing and Urban Development  
Office of Community Planning and Development  
Integrated Disbursement and Information System  
CDBG Activity Summary Report (GPR) for Program Year 2022  
SAN DIEGO

Date: 22-Sep-2023  
Time: 20:55  
Page: 98

**PGM Year:** 2019  
**Project:** 0033 - CDBG-CV Related activities  
**IDIS Activity:** 7554 - FHCSO-COVID TIGER TEAM-CV20

**Status:** Open  
**Location:** 823 Gateway Center Way San Diego, CA 92102-4541

**Objective:** Create suitable living environments  
**Outcome:** Availability/accessibility  
**Matrix Code:** Other Public Services Not Listed in  
05A-05Y, 03T (05Z)

**National Objective:** LMC

**Activity to prevent, prepare for, and respond to Coronavirus:** Yes

**Initial Funding Date:** 04/05/2021

**Description:**

COVID-19 Related Public Services

**Financing**

	Fund Type	Grant Year	Grant	Funded Amount	Drawn In Program Year	Drawn Thru Program Year
CDBG	EN	2020	B20MW060542	\$423,732.00	\$344,528.44	\$344,528.44
<b>Total</b>	<b>Total</b>			<b>\$423,732.00</b>	<b>\$344,528.44</b>	<b>\$344,528.44</b>

**Proposed Accomplishments**

People (General) : 1,080

**Actual Accomplishments**

*Number assisted:*

	Owner		Renter		Total		Person	
	Total	Hispanic	Total	Hispanic	Total	Hispanic	Total	Hispanic
White:	0	0	0	0	0	0	744	583
Black/African American:	0	0	0	0	0	0	110	1
Asian:	0	0	0	0	0	0	26	4
American Indian/Alaskan Native:	0	0	0	0	0	0	4	2
Native Hawaiian/Other Pacific Islander:	0	0	0	0	0	0	6	1
American Indian/Alaskan Native & White:	0	0	0	0	0	0	3	1
Asian White:	0	0	0	0	0	0	3	0
Black/African American & White:	0	0	0	0	0	0	3	0
American Indian/Alaskan Native & Black/African American:	0	0	0	0	0	0	0	0
Other multi-racial:	0	0	0	0	0	0	153	39
Asian/Pacific Islander:	0	0	0	0	0	0	0	0
Hispanic:	0	0	0	0	0	0	0	0
<b>Total:</b>	<b>0</b>	<b>0</b>	<b>0</b>	<b>0</b>	<b>0</b>	<b>0</b>	<b>1,052</b>	<b>631</b>



U.S. Department of Housing and Urban Development  
Office of Community Planning and Development  
Integrated Disbursement and Information System  
CDBG Activity Summary Report (GPR) for Program Year 2022  
SAN DIEGO

Date: 22-Sep-2023  
Time: 20:55  
Page: 99

Female-headed Households: 0 0 0

*Income Category:*

	Owner	Renter	Total	Person
Extremely Low	0	0	0	1,006
Low Mod	0	0	0	45
Moderate	0	0	0	1
Non Low Moderate	0	0	0	0
Total	0	0	0	1,052
Percent Low/Mod				100.0%

**Annual Accomplishments**

Years	Accomplishment Narrative	# Benefitting
2022	For the first 9 months of the reporting period (March-December), 220 clients have been assisted. As of 10/31/22 (program end), 1,052 clients had been assisted. The Tiger Team project serves some of the most medically complex, hard-to-reach, and vulnerable San Diegans who are failing to meet certain key clinical metrics due to uncontrolled conditions or missing tests altogether. The target population includes LMI San Diegans those ages 18 and older as individuals with chronic conditions such as hypertension, diabetes, and high cholesterol that are at high risk for COVID-19 and have limited resources. The accomplishments narrative will be updated with more information once the closeout report has been completed.	



U.S. Department of Housing and Urban Development  
Office of Community Planning and Development  
Integrated Disbursement and Information System  
CDBG Activity Summary Report (GPR) for Program Year 2022  
SAN DIEGO

Date: 22-Sep-2023  
Time: 20:55  
Page: 100

<b>PGM Year:</b>	2019		
<b>Project:</b>	0033 - CDBG-CV Related activities		
<b>IDIS Activity:</b>	7555 - TRAVELERS AID-COVID SENIOR SERVICES-CV20		
<b>Status:</b>	Completed 8/21/2023 12:00:00 AM	<b>Objective:</b>	Create suitable living environments
<b>Location:</b>	2615 Camino Del Rio S Ste 103 San Diego, CA 92108-3713	<b>Outcome:</b>	Availability/accessibility
		<b>Matrix Code:</b>	Senior Services (05A)
		<b>National Objective:</b>	LMC

**Activity to prevent, prepare for, and respond to Coronavirus:** Yes

**Initial Funding Date:** 04/05/2021

**Description:**

COVID-19 Related Public Services - subrecipient provided transportation to LMI, immunocompromised seniors living within the City of San Diego.

**Financing**

	Fund Type	Grant Year	Grant	Funded Amount	Drawn In Program Year	Drawn Thru Program Year
CDBG	EN	2020	B20MW060542	\$109,997.32	\$7,405.33	\$109,997.32
<b>Total</b>	<b>Total</b>			<b>\$109,997.32</b>	<b>\$7,405.33</b>	<b>\$109,997.32</b>

**Proposed Accomplishments**

People (General) : 110

**Actual Accomplishments**

*Number assisted:*

	<b>Owner</b>		<b>Renter</b>		<b>Total</b>		<b>Person</b>	
	Total	Hispanic	Total	Hispanic	Total	Hispanic	Total	Hispanic
White:	0	0	0	0	0	0	67	19
Black/African American:	0	0	0	0	0	0	26	2
Asian:	0	0	0	0	0	0	9	0
American Indian/Alaskan Native:	0	0	0	0	0	0	2	1
Native Hawaiian/Other Pacific Islander:	0	0	0	0	0	0	0	0
American Indian/Alaskan Native & White:	0	0	0	0	0	0	0	0
Asian White:	0	0	0	0	0	0	1	0
Black/African American & White:	0	0	0	0	0	0	0	0
American Indian/Alaskan Native & Black/African American:	0	0	0	0	0	0	0	0
Other multi-racial:	0	0	0	0	0	0	5	1
Asian/Pacific Islander:	0	0	0	0	0	0	0	0
Hispanic:	0	0	0	0	0	0	0	0
<b>Total:</b>	<b>0</b>	<b>0</b>	<b>0</b>	<b>0</b>	<b>0</b>	<b>0</b>	<b>110</b>	<b>23</b>





U.S. Department of Housing and Urban Development  
Office of Community Planning and Development  
Integrated Disbursement and Information System  
CDBG Activity Summary Report (GPR) for Program Year 2022  
SAN DIEGO

Date: 22-Sep-2023  
Time: 20:55  
Page: 101

Female-headed Households: 0 0 0

*Income Category:*

	Owner	Renter	Total	Person
Extremely Low	0	0	0	106
Low Mod	0	0	0	4
Moderate	0	0	0	0
Non Low Moderate	0	0	0	0
Total	0	0	0	110
Percent Low/Mod				100.0%

**Annual Accomplishments**

Years	Accomplishment Narrative	# Benefitting
2021	Over the funding period, Travelers Aid Society of San Diego's Senior Solutions Program provided 2,260 MTS Access rides, 281 Uber rides, 1,966 Lyft rides, and 798 Taxicab rides for a total of 5,305 one-way trips. All trips were provided to low income, immunocompromised seniors living within the City of San Diego. The Senior Solutions program allowed seniors who would otherwise have faced isolation or risk of COVID-19 exposure on mass transit, to resume essential activities (medical appointments, grocery shopping, pharmacy trips) in the safety of private and specialized transportation. The population of riders enrolled in Senior Solutions were at a very high risk of contracting COVID-19 and enduring COVID complications due to their age and health diagnoses. The one-on-one transportation options offered to these riders allowed them to reduce their risks by avoiding mass transit. The transportation options for Senior Solutions riders were all private vehicles with the exception of MTS Access, which was utilized for riders that required an ADA compliant vehicle. During the duration of the program, MTS Access had implemented reduced capacity to help prevent the spread of COVID-19. By the end of the funding cycle, 110 unduplicated riders utilized the Senior Solutions program, and rides were mostly utilized for radiation treatments, dialysis treatments, pharmacy trips, and grocery shopping. Funding that had been set aside for PPE purchases and distribution did not have an audience with our clients, and a budget revision was submitted (and approved) in order to utilize that funding for additional transportation.	



U.S. Department of Housing and Urban Development  
Office of Community Planning and Development  
Integrated Disbursement and Information System  
CDBG Activity Summary Report (GPR) for Program Year 2022  
SAN DIEGO

Date: 22-Sep-2023  
Time: 20:55  
Page: 102

**PGM Year:** 2019  
**Project:** 0033 - CDBG-CV Related activities  
**IDIS Activity:** 7556 - REALITY CHANGERS-COVID CARES REQUEST-CV20

**Status:** Completed 8/15/2023 12:00:00 AM  
**Location:** 4251 37th St San Diego, CA 92105-1077

**Objective:** Create suitable living environments  
**Outcome:** Availability/accessibility  
**Matrix Code:** Other Public Services Not Listed in  
05A-05Y, 03T (05Z)

**National Objective:** LMC

**Activity to prevent, prepare for, and respond to Coronavirus:** Yes

**Initial Funding Date:** 04/05/2021

**Description:**

COVID-19 related Public Services

**Financing**

	Fund Type	Grant Year	Grant	Funded Amount	Drawn In Program Year	Drawn Thru Program Year
CDBG	EN	2020	B20MW060542	\$120,000.00	\$35,942.05	\$120,000.00
<b>Total</b>	<b>Total</b>			<b>\$120,000.00</b>	<b>\$35,942.05</b>	<b>\$120,000.00</b>

**Proposed Accomplishments**

People (General) : 200

**Actual Accomplishments**

*Number assisted:*

	Owner		Renter		Total		Person	
	Total	Hispanic	Total	Hispanic	Total	Hispanic	Total	Hispanic
White:	0	0	0	0	0	0	29	23
Black/African American:	0	0	0	0	0	0	38	4
Asian:	0	0	0	0	0	0	38	2
American Indian/Alaskan Native:	0	0	0	0	0	0	4	4
Native Hawaiian/Other Pacific Islander:	0	0	0	0	0	0	4	3
American Indian/Alaskan Native & White:	0	0	0	0	0	0	0	0
Asian White:	0	0	0	0	0	0	3	1
Black/African American & White:	0	0	0	0	0	0	2	0
American Indian/Alaskan Native & Black/African American:	0	0	0	0	0	0	1	1
Other multi-racial:	0	0	0	0	0	0	81	77
Asian/Pacific Islander:	0	0	0	0	0	0	0	0
Hispanic:	0	0	0	0	0	0	0	0
<b>Total:</b>	<b>0</b>	<b>0</b>	<b>0</b>	<b>0</b>	<b>0</b>	<b>0</b>	<b>200</b>	<b>115</b>



U.S. Department of Housing and Urban Development  
Office of Community Planning and Development  
Integrated Disbursement and Information System  
CDBG Activity Summary Report (GPR) for Program Year 2022  
SAN DIEGO

Date: 22-Sep-2023  
Time: 20:55  
Page: 103

Female-headed Households: 0 0 0

*Income Category:*

	Owner	Renter	Total	Person
Extremely Low	0	0	0	96
Low Mod	0	0	0	65
Moderate	0	0	0	24
Non Low Moderate	0	0	0	15
Total	0	0	0	200
Percent Low/Mod				92.5%

**Annual Accomplishments**

Years	Accomplishment Narrative	# Benefitting
2020	<p>During this grant term, Reality Changers served 200 unduplicated students from the City of San Diego with new and enhanced academic and social support services. 8th-11th grade programming was offered through a mostly in-person curriculum several times a week, with coaches providing additional support hours through one-to-one and small group outings. The Volunteer Coordinator supported this effort by scheduling tutors to be at programs to help students academically. Summer programming, supported by program staff, focused on social support and getting students comfortable with others again, as well as additional academic support as need. During the pandemic, students reported feeling isolated and depressed. To help, the organization hosted social activities outside, both for covid safety and for fresh air and vitamin D. Students were certainly ready to be away from screens. The Vice President of Community Impact &amp; Partnerships helped this happen by securing partnerships with other local nonprofits to for space and activities.</p> <p>College Apps staff provided expert guidance on the college application process, coupled with an additional (new) curriculum on navigating college during a pandemic. We helped students work through academic challenges and hardships caused by covid. All students who finished the program graduated from high school and nearly 100% enrolled in college.</p> <p>More than 80% of our student households fall within the very low or extremely low income brackets established by HUD, which is not unusual for the population of student we serve.</p>	



U.S. Department of Housing and Urban Development  
Office of Community Planning and Development  
Integrated Disbursement and Information System  
CDBG Activity Summary Report (GPR) for Program Year 2022  
SAN DIEGO

Date: 22-Sep-2023  
Time: 20:55  
Page: 104

**PGM Year:** 2019  
**Project:** 0033 - CDBG-CV Related activities  
**IDIS Activity:** 7557 - BIRTHLINE SD-COVID CLAIREMONT SERVICES-CV20

Status: Completed 8/24/2023 12:00:00 AM  
Location: 3660 Clairemont Dr Ste 4 Suite 4 San Diego, CA 92117-5913  
Objective: Create suitable living environments  
Outcome: Availability/accessibility  
Matrix Code: Other Public Services Not Listed in 05A-05Y, 03T (05Z)  
National Objective: LMC

**Activity to prevent, prepare for, and respond to Coronavirus:** Yes

**Initial Funding Date:** 04/05/2021

**Description:**

COVID-19 related Public Services

**Financing**

	Fund Type	Grant Year	Grant	Funded Amount	Drawn In Program Year	Drawn Thru Program Year
CDBG	EN	2020	B20MW060542	\$112,436.55	\$9,803.86	\$112,436.55
<b>Total</b>	<b>Total</b>			<b>\$112,436.55</b>	<b>\$9,803.86</b>	<b>\$112,436.55</b>

**Proposed Accomplishments**

People (General) : 900

**Actual Accomplishments**

Number assisted:

	Owner		Renter		Total		Person	
	Total	Hispanic	Total	Hispanic	Total	Hispanic	Total	Hispanic
White:	0	0	0	0	0	0	275	229
Black/African American:	0	0	0	0	0	0	134	2
Asian:	0	0	0	0	0	0	33	0
American Indian/Alaskan Native:	0	0	0	0	0	0	1	0
Native Hawaiian/Other Pacific Islander:	0	0	0	0	0	0	0	0
American Indian/Alaskan Native & White:	0	0	0	0	0	0	0	0
Asian White:	0	0	0	0	0	0	0	0
Black/African American & White:	0	0	0	0	0	0	0	0
American Indian/Alaskan Native & Black/African American:	0	0	0	0	0	0	0	0
Other multi-racial:	0	0	0	0	0	0	14	0
Asian/Pacific Islander:	0	0	0	0	0	0	0	0
Hispanic:	0	0	0	0	0	0	0	0
<b>Total:</b>	<b>0</b>	<b>0</b>	<b>0</b>	<b>0</b>	<b>0</b>	<b>0</b>	<b>457</b>	<b>231</b>



U.S. Department of Housing and Urban Development  
Office of Community Planning and Development  
Integrated Disbursement and Information System  
CDBG Activity Summary Report (GPR) for Program Year 2022  
SAN DIEGO

Date: 22-Sep-2023  
Time: 20:55  
Page: 105

Female-headed Households: 0 0 0

*Income Category:*

	Owner	Renter	Total	Person
Extremely Low	0	0	0	414
Low Mod	0	0	0	41
Moderate	0	0	0	2
Non Low Moderate	0	0	0	0
Total	0	0	0	457
Percent Low/Mod				100.0%

**Annual Accomplishments**

Years	Accomplishment Narrative	# Benefitting
2019	The organization served 457 low-income families with case management services, materials assistance, and breastfeeding support.	



U.S. Department of Housing and Urban Development  
Office of Community Planning and Development  
Integrated Disbursement and Information System  
CDBG Activity Summary Report (GPR) for Program Year 2022  
SAN DIEGO

Date: 22-Sep-2023  
Time: 20:55  
Page: 106

**PGM Year:** 2019  
**Project:** 0033 - CDBG-CV Related activities  
**IDIS Activity:** 7558 - SDLGBT COMM CTR-COVID EMERGENCY RESPONSE-CV20

Status: Completed 8/24/2023 12:00:00 AM  
Location: 3909 Centre St San Diego, CA 92103-3410  
Objective: Create suitable living environments  
Outcome: Availability/accessibility  
Matrix Code: Other Public Services Not Listed in 05A-05Y, 03T (05Z)  
National Objective: LMC

**Activity to prevent, prepare for, and respond to Coronavirus:** Yes

**Initial Funding Date:** 04/05/2021

**Description:**

COVID-19 related Public Services

**Financing**

	Fund Type	Grant Year	Grant	Funded Amount	Drawn In Program Year	Drawn Thru Program Year
CDBG	EN	2020	B20MW060542	\$118,753.79	\$105,430.33	\$118,753.79
<b>Total</b>	<b>Total</b>			<b>\$118,753.79</b>	<b>\$105,430.33</b>	<b>\$118,753.79</b>

**Proposed Accomplishments**

People (General) : 800

**Actual Accomplishments**

*Number assisted:*

	Owner		Renter		Total		Person	
	Total	Hispanic	Total	Hispanic	Total	Hispanic	Total	Hispanic
White:	0	0	0	0	0	0	432	158
Black/African American:	0	0	0	0	0	0	82	6
Asian:	0	0	0	0	0	0	78	4
American Indian/Alaskan Native:	0	0	0	0	0	0	12	5
Native Hawaiian/Other Pacific Islander:	0	0	0	0	0	0	1	0
American Indian/Alaskan Native & White:	0	0	0	0	0	0	3	2
Asian White:	0	0	0	0	0	0	3	0
Black/African American & White:	0	0	0	0	0	0	5	1
American Indian/Alaskan Native & Black/African American:	0	0	0	0	0	0	0	0
Other multi-racial:	0	0	0	0	0	0	9	0
Asian/Pacific Islander:	0	0	0	0	0	0	0	0
Hispanic:	0	0	0	0	0	0	0	0
<b>Total:</b>	<b>0</b>	<b>0</b>	<b>0</b>	<b>0</b>	<b>0</b>	<b>0</b>	<b>625</b>	<b>176</b>



U.S. Department of Housing and Urban Development  
Office of Community Planning and Development  
Integrated Disbursement and Information System  
CDBG Activity Summary Report (GPR) for Program Year 2022  
SAN DIEGO

Date: 22-Sep-2023  
Time: 20:55  
Page: 107

Female-headed Households: 0 0 0

*Income Category:*

	Owner	Renter	Total	Person
Extremely Low	0	0	0	496
Low Mod	0	0	0	61
Moderate	0	0	0	21
Non Low Moderate	0	0	0	47
Total	0	0	0	625
Percent Low/Mod				92.5%

**Annual Accomplishments**

Years	Accomplishment Narrative	# Benefitting
2021	As of June 2022, the Center served 625 clients. The Center offered free, confidential gonorrhea, chlamydia, and syphilis testing to their clients. Clients were also provided with food services, senior services programming and healthcare services. This narrative will be updated with more information once the closeout report has been completed.	



U.S. Department of Housing and Urban Development  
Office of Community Planning and Development  
Integrated Disbursement and Information System  
CDBG Activity Summary Report (GPR) for Program Year 2022  
SAN DIEGO

Date: 22-Sep-2023  
Time: 20:55  
Page: 108

**PGM Year:** 2019  
**Project:** 0033 - CDBG-CV Related activities  
**IDIS Activity:** 7559 - LHCDC-COVID CARES ACT-CV20

**Status:** Open  
**Location:** 3040 Imperial Ave San Diego, CA 92102-4128

**Objective:** Create suitable living environments  
**Outcome:** Availability/accessibility  
**Matrix Code:** Other Public Services Not Listed in  
05A-05Y, 03T (05Z)

**National Objective:** LMC

**Activity to prevent, prepare for, and respond to Coronavirus:** Yes

**Initial Funding Date:** 04/05/2021

**Description:**

COVID-19 related Public Services

**Financing**

	Fund Type	Grant Year	Grant	Funded Amount	Drawn In Program Year	Drawn Thru Program Year
CDBG	EN	2020	B20MW060542	\$100,000.00	\$58,731.34	\$90,647.71
<b>Total</b>	<b>Total</b>			<b>\$100,000.00</b>	<b>\$58,731.34</b>	<b>\$90,647.71</b>

**Proposed Accomplishments**

People (General) : 60

**Actual Accomplishments**

*Number assisted:*

	Owner		Renter		Total		Person	
	Total	Hispanic	Total	Hispanic	Total	Hispanic	Total	Hispanic
White:	0	0	0	0	0	0	31	26
Black/African American:	0	0	0	0	0	0	17	1
Asian:	0	0	0	0	0	0	0	0
American Indian/Alaskan Native:	0	0	0	0	0	0	0	0
Native Hawaiian/Other Pacific Islander:	0	0	0	0	0	0	0	0
American Indian/Alaskan Native & White:	0	0	0	0	0	0	1	0
Asian White:	0	0	0	0	0	0	0	0
Black/African American & White:	0	0	0	0	0	0	5	1
American Indian/Alaskan Native & Black/African American:	0	0	0	0	0	0	0	0
Other multi-racial:	0	0	0	0	0	0	6	0
Asian/Pacific Islander:	0	0	0	0	0	0	0	0
Hispanic:	0	0	0	0	0	0	0	0
<b>Total:</b>	<b>0</b>	<b>0</b>	<b>0</b>	<b>0</b>	<b>0</b>	<b>0</b>	<b>60</b>	<b>28</b>





U.S. Department of Housing and Urban Development  
Office of Community Planning and Development  
Integrated Disbursement and Information System  
CDBG Activity Summary Report (GPR) for Program Year 2022  
SAN DIEGO

Date: 22-Sep-2023  
Time: 20:55  
Page: 109

Female-headed Households: 0 0 0

*Income Category:*

	Owner	Renter	Total	Person
Extremely Low	0	0	0	44
Low Mod	0	0	0	10
Moderate	0	0	0	6
Non Low Moderate	0	0	0	0
Total	0	0	0	60
Percent Low/Mod				100.0%

**Annual Accomplishments**

Years	Accomplishment Narrative	# Benefitting
2021	As of June 2022, the organization served 60 individuals.	



U.S. Department of Housing and Urban Development  
Office of Community Planning and Development  
Integrated Disbursement and Information System  
CDBG Activity Summary Report (GPR) for Program Year 2022  
SAN DIEGO

Date: 22-Sep-2023  
Time: 20:55  
Page: 110

**PGM Year:** 2019  
**Project:** 0033 - CDBG-CV Related activities  
**IDIS Activity:** 7560 - UPAC-COVID NE CENTER-CV20

**Status:** Completed 8/21/2023 12:00:00 AM  
**Location:** 5296 University Ave San Diego, CA 92105-2269

**Objective:** Create suitable living environments  
**Outcome:** Availability/accessibility  
**Matrix Code:** Other Public Services Not Listed in  
05A-05Y, 03T (05Z)

**National Objective:** LMC

**Activity to prevent, prepare for, and respond to Coronavirus:** Yes

**Initial Funding Date:** 04/05/2021

**Description:**

COVID-19 related Public Services

**Financing**

	Fund Type	Grant Year	Grant	Funded Amount	Drawn In Program Year	Drawn Thru Program Year
CDBG	EN	2020	B20MW060542	\$185,541.47	\$14,289.55	\$185,541.47
<b>Total</b>	<b>Total</b>			<b>\$185,541.47</b>	<b>\$14,289.55</b>	<b>\$185,541.47</b>

**Proposed Accomplishments**

People (General) : 8,190

**Actual Accomplishments**

*Number assisted:*

	Owner		Renter		Total		Person	
	Total	Hispanic	Total	Hispanic	Total	Hispanic	Total	Hispanic
White:	0	0	0	0	0	0	225	124
Black/African American:	0	0	0	0	0	0	537	7
Asian:	0	0	0	0	0	0	1,286	0
American Indian/Alaskan Native:	0	0	0	0	0	0	3	0
Native Hawaiian/Other Pacific Islander:	0	0	0	0	0	0	10	0
American Indian/Alaskan Native & White:	0	0	0	0	0	0	6	5
Asian White:	0	0	0	0	0	0	13	0
Black/African American & White:	0	0	0	0	0	0	61	1
American Indian/Alaskan Native & Black/African American:	0	0	0	0	0	0	8	0
Other multi-racial:	0	0	0	0	0	0	1,287	1,172
Asian/Pacific Islander:	0	0	0	0	0	0	0	0
Hispanic:	0	0	0	0	0	0	0	0
<b>Total:</b>	<b>0</b>	<b>0</b>	<b>0</b>	<b>0</b>	<b>0</b>	<b>0</b>	<b>3,436</b>	<b>1,309</b>



U.S. Department of Housing and Urban Development  
Office of Community Planning and Development  
Integrated Disbursement and Information System  
CDBG Activity Summary Report (GPR) for Program Year 2022  
SAN DIEGO

Date: 22-Sep-2023  
Time: 20:55  
Page: 111

Female-headed Households:

0 0 0

Income Category:

	Owner	Renter	Total	Person
Extremely Low	0	0	0	3,293
Low Mod	0	0	0	129
Moderate	0	0	0	14
Non Low Moderate	0	0	0	0
Total	0	0	0	3,436
Percent Low/Mod				100.0%

Annual Accomplishments

Years	Accomplishment Narrative	# Benefitting
2021	<p>The UPAC COVID-19 CDBG Food Distribution Program thrived by engaging with our local community and creating positive experiences for families affected by the COVID-19 pandemic. During the required 49 weeks of food distribution, the UPAC Neighborhood Enterprise Center (NEC) has provided supplemental food assistance through drive-thru/walk-in food distribution to low income families experiencing COVID-19 related hardships in City Heights. During the 12-month period, we have served a total of 11,681 food boxes/packages which was 323,393 lbs of food containing items such as canned &amp; dry goods and fresh fruits &amp; vegetables. In addition, the NEC also distributed 10,045 HOT family sized meals during the 49 week period. Families were also able to access additional technical assistance from other programs such as UPAC COVID-19 Outreach. Participants received masks, sanitizers, test kits, assistance with vaccinations &amp; boosters, and other COVID-19 related resources. The NEC also provided access to CalFresh application assistance, Homeless Outreach, and other goods/items donated by various organizations &amp; businesses. No PPP funds were received during our CDBG Food Distribution Program. The number of unduplicated individuals served was less than originally anticipated because there were a large number of families needing supplemental food assistance repeatedly on a weekly basis due to COVID hardships. The program served an estimated 40,884 individuals (duplicated) over the 12 month contract period.</p>	



U.S. Department of Housing and Urban Development  
Office of Community Planning and Development  
Integrated Disbursement and Information System  
CDBG Activity Summary Report (GPR) for Program Year 2022  
SAN DIEGO

Date: 22-Sep-2023  
Time: 20:55  
Page: 112

**PGM Year:** 2019  
**Project:** 0033 - CDBG-CV Related activities  
**IDIS Activity:** 7561 - SERV SRS-COVID FOOD ASST-CV20

**Status:** Open  
**Location:** 525 14th St Ste 200 San Diego, CA 92101-7556

**Objective:** Create suitable living environments  
**Outcome:** Availability/accessibility  
**Matrix Code:** Food Banks (05W)

**National Objective:** LMC

**Activity to prevent, prepare for, and respond to Coronavirus:** Yes

**Initial Funding Date:** 04/05/2021

**Description:**  
COVID-19 related Public Services

**Financing**

	Fund Type	Grant Year	Grant	Funded Amount	Drawn In Program Year	Drawn Thru Program Year
CDBG	EN	2020	B20MW060542	\$150,000.00	\$71,364.80	\$147,070.39
<b>Total</b>	<b>Total</b>			<b>\$150,000.00</b>	<b>\$71,364.80</b>	<b>\$147,070.39</b>

**Proposed Accomplishments**

People (General) : 496

**Actual Accomplishments**

*Number assisted:*

	Owner		Renter		Total		Person	
	Total	Hispanic	Total	Hispanic	Total	Hispanic	Total	Hispanic
White:	0	0	0	0	0	0	264	30
Black/African American:	0	0	0	0	0	0	85	1
Asian:	0	0	0	0	0	0	58	2
American Indian/Alaskan Native:	0	0	0	0	0	0	12	4
Native Hawaiian/Other Pacific Islander:	0	0	0	0	0	0	5	1
American Indian/Alaskan Native & White:	0	0	0	0	0	0	0	0
Asian White:	0	0	0	0	0	0	0	0
Black/African American & White:	0	0	0	0	0	0	0	0
American Indian/Alaskan Native & Black/African American:	0	0	0	0	0	0	0	0
Other multi-racial:	0	0	0	0	0	0	49	32
Asian/Pacific Islander:	0	0	0	0	0	0	0	0
Hispanic:	0	0	0	0	0	0	0	0
<b>Total:</b>	<b>0</b>	<b>0</b>	<b>0</b>	<b>0</b>	<b>0</b>	<b>0</b>	<b>473</b>	<b>70</b>



U.S. Department of Housing and Urban Development  
Office of Community Planning and Development  
Integrated Disbursement and Information System  
CDBG Activity Summary Report (GPR) for Program Year 2022  
SAN DIEGO

Date: 22-Sep-2023  
Time: 20:55  
Page: 113

Female-headed Households:

0 0 0

Income Category:

	Owner	Renter	Total	Person
Extremely Low	0	0	0	454
Low Mod	0	0	0	19
Moderate	0	0	0	0
Non Low Moderate	0	0	0	0
Total	0	0	0	473
Percent Low/Mod				100.0%

Annual Accomplishments

Years	Accomplishment Narrative	# Benefitting
2020	<p>For FY21 year end, 473 clients were assisted. Between December 2021 and June 2022, 470 clients of serving seniors received 46,794 meals delivered to their homes.</p> <p>The meals were delivered Monday through Friday between 10 am - 2pm and each client was eligible to receive up to 14 home-delivered meals weekly. No fee was charged for these meals.</p> <p>The clients all lived in the City of San Diego and were older adults living in affordable housing. All the seniors were homebound and were ethnically diverse. All clients were informed that these meals were provided by the City of San Diego CDBG program. Project is completed but closeout report not submitted in time and will be reported in future CAPER.</p>	



U.S. Department of Housing and Urban Development  
Office of Community Planning and Development  
Integrated Disbursement and Information System  
CDBG Activity Summary Report (GPR) for Program Year 2022  
SAN DIEGO

Date: 22-Sep-2023  
Time: 20:55  
Page: 114

**PGM Year:** 2019  
**Project:** 0033 - CDBG-CV Related activities  
**IDIS Activity:** 7562 - VOICES FOR CHILDREN-COVID CASA-CV20

**Status:** Completed 8/17/2023 12:00:00 AM  
**Location:** 2851 Meadow Lark Dr San Diego, CA 92123-2709

**Objective:** Create suitable living environments  
**Outcome:** Availability/accessibility  
**Matrix Code:** Other Public Services Not Listed in  
05A-05Y, 03T (05Z)

**National Objective:** LMC

**Activity to prevent, prepare for, and respond to Coronavirus:** Yes

**Initial Funding Date:** 04/05/2021

**Description:**

COVID-19 related Public Services

**Financing**

	Fund Type	Grant Year	Grant	Funded Amount	Drawn In Program Year	Drawn Thru Program Year
CDBG	EN	2020	B20MW060542	\$99,746.23	\$15,851.98	\$99,746.23
<b>Total</b>	<b>Total</b>			<b>\$99,746.23</b>	<b>\$15,851.98</b>	<b>\$99,746.23</b>

**Proposed Accomplishments**

People (General) : 50

**Actual Accomplishments**

*Number assisted:*

	Owner		Renter		Total		Person	
	Total	Hispanic	Total	Hispanic	Total	Hispanic	Total	Hispanic
White:	0	0	0	0	0	0	22	17
Black/African American:	0	0	0	0	0	0	14	2
Asian:	0	0	0	0	0	0	0	0
American Indian/Alaskan Native:	0	0	0	0	0	0	0	0
Native Hawaiian/Other Pacific Islander:	0	0	0	0	0	0	0	0
American Indian/Alaskan Native & White:	0	0	0	0	0	0	0	0
Asian White:	0	0	0	0	0	0	0	0
Black/African American & White:	0	0	0	0	0	0	0	0
American Indian/Alaskan Native & Black/African American:	0	0	0	0	0	0	0	0
Other multi-racial:	0	0	0	0	0	0	15	14
Asian/Pacific Islander:	0	0	0	0	0	0	0	0
Hispanic:	0	0	0	0	0	0	0	0
<b>Total:</b>	<b>0</b>	<b>0</b>	<b>0</b>	<b>0</b>	<b>0</b>	<b>0</b>	<b>51</b>	<b>33</b>



U.S. Department of Housing and Urban Development  
Office of Community Planning and Development  
Integrated Disbursement and Information System  
CDBG Activity Summary Report (GPR) for Program Year 2022  
SAN DIEGO

Date: 22-Sep-2023  
Time: 20:55  
Page: 115

Female-headed Households: 0 0 0

*Income Category:*

	Owner	Renter	Total	Person
Extremely Low	0	0	0	51
Low Mod	0	0	0	0
Moderate	0	0	0	0
Non Low Moderate	0	0	0	0
Total	0	0	0	51
Percent Low/Mod				100.0%

**Annual Accomplishments**

Years	Accomplishment Narrative	# Benefitting
2021	<p>Through Voices for Children's (VFC's) CDBG-funded Educational Advocacy CASA program, CASA volunteers ensured that school-aged children in foster care received critical educational advocacy in court and at school. CASAs also supported children's academic success by ensuring their access healthcare services and safe and stable housing.</p> <p>VFC carried out the following activities:</p> <p>CASA training. Each new CASA completed 35-hours of initial training, including special training on VFC's policies and procedures for advocacy during the COVID-19 pandemic.</p> <p>Monthly Visits/Monthly Advocacy. Each month, CASAs conducted virtual and/or in-person visits with a child and spent 10-15 hours advocating during court hearings child welfare meetings, school conferences, and elsewhere. CASAs developed case plans to address the negative impact of COVID-19 on a child and shared monthly updates with their Advocacy Supervisors. CASAs submitted six-month court reports, which included updates about the child's education and any unmet needs.</p> <p>Educational Advocacy - CASAs helped students access computers/internet, tutoring, special education, and school-based mental health/allied health services. They monitored children's grades and attendance; tracked credits and progress toward graduation; and attended school meetings. They advocated for a student's right to remain at their school of origin and school transportation. Some held educational rights for their youth.</p>	



U.S. Department of Housing and Urban Development  
Office of Community Planning and Development  
Integrated Disbursement and Information System  
CDBG Activity Summary Report (GPR) for Program Year 2022  
SAN DIEGO

Date: 22-Sep-2023  
Time: 20:55  
Page: 116

**PGM Year:** 2019  
**Project:** 0033 - CDBG-CV Related activities  
**IDIS Activity:** 7563 - MAMAS KITCHEN-COVID MEAL SERVICE-CV20

**Status:** Open  
**Location:** 3960 Home Ave San Diego, CA 92105-5925

**Objective:** Create suitable living environments  
**Outcome:** Availability/accessibility  
**Matrix Code:** Food Banks (05W)

**National Objective:** LMC

**Activity to prevent, prepare for, and respond to Coronavirus:** Yes

**Initial Funding Date:** 04/05/2021

**Description:**

COVID-19 related Public Services

**Financing**

	Fund Type	Grant Year	Grant	Funded Amount	Drawn In Program Year	Drawn Thru Program Year
CDBG	EN	2020	B20MW060542	\$100,000.00	\$3,226.93	\$100,000.00
<b>Total</b>	<b>Total</b>			<b>\$100,000.00</b>	<b>\$3,226.93</b>	<b>\$100,000.00</b>

**Proposed Accomplishments**

People (General) : 100

**Actual Accomplishments**

*Number assisted:*

	<b>Owner</b>		<b>Renter</b>		<b>Total</b>		<b>Person</b>	
	Total	Hispanic	Total	Hispanic	Total	Hispanic	Total	Hispanic
White:	0	0	0	0	0	0	53	20
Black/African American:	0	0	0	0	0	0	20	0
Asian:	0	0	0	0	0	0	7	0
American Indian/Alaskan Native:	0	0	0	0	0	0	3	2
Native Hawaiian/Other Pacific Islander:	0	0	0	0	0	0	2	0
American Indian/Alaskan Native & White:	0	0	0	0	0	0	0	0
Asian White:	0	0	0	0	0	0	2	0
Black/African American & White:	0	0	0	0	0	0	1	1
American Indian/Alaskan Native & Black/African American:	0	0	0	0	0	0	0	0
Other multi-racial:	0	0	0	0	0	0	12	11
Asian/Pacific Islander:	0	0	0	0	0	0	0	0
Hispanic:	0	0	0	0	0	0	0	0
<b>Total:</b>	<b>0</b>	<b>0</b>	<b>0</b>	<b>0</b>	<b>0</b>	<b>0</b>	<b>100</b>	<b>34</b>





U.S. Department of Housing and Urban Development  
Office of Community Planning and Development  
Integrated Disbursement and Information System  
CDBG Activity Summary Report (GPR) for Program Year 2022  
SAN DIEGO

Date: 22-Sep-2023  
Time: 20:55  
Page: 117

Female-headed Households: 0 0 0

*Income Category:*

	Owner	Renter	Total	Person
Extremely Low	0	0	0	70
Low Mod	0	0	0	13
Moderate	0	0	0	6
Non Low Moderate	0	0	0	11
Total	0	0	0	100
Percent Low/Mod				89.0%

**Annual Accomplishments**

Years	Accomplishment Narrative	# Benefitting
2021	In FY 2022 (PY 2021), CDBG funds were used to purchase nutritious food and containers for the home-delivered meal program for San Diegans with critical illnesses impacted by COVID-19. Mama's Kitchen Home-Delivered Meal Service removes barriers that our clients face in accessing nutritious food that they need to avoid malnutrition, increase medication adherence, lower health care costs and improve the quality of their lives. During the implementation period, a total of 100 San Diego residents impacted by COVID-19 were provided medically tailored meals.	



U.S. Department of Housing and Urban Development  
Office of Community Planning and Development  
Integrated Disbursement and Information System  
CDBG Activity Summary Report (GPR) for Program Year 2022  
SAN DIEGO

Date: 22-Sep-2023  
Time: 20:55  
Page: 118

**PGM Year:** 2019  
**Project:** 0033 - CDBG-CV Related activities  
**IDIS Activity:** 7564 - SD CONTINUING ED-COVID DIGITAL DIVIDE-CV20

**Status:** Open  
**Location:** 4343 Ocean View Blvd San Diego, CA 92113-1915

**Objective:** Create suitable living environments  
**Outcome:** Availability/accessibility  
**Matrix Code:** Other Public Services Not Listed in  
05A-05Y, 03T (05Z)

**National Objective:** LMC

**Activity to prevent, prepare for, and respond to Coronavirus:** Yes

**Initial Funding Date:** 04/05/2021

**Description:**

COVID-19 related Public Services

**Financing**

	Fund Type	Grant Year	Grant	Funded Amount	Drawn In Program Year	Drawn Thru Program Year
CDBG	EN	2020	B20MW060542	\$346,830.00	\$207,964.34	\$337,301.26
<b>Total</b>	<b>Total</b>			<b>\$346,830.00</b>	<b>\$207,964.34</b>	<b>\$337,301.26</b>

**Proposed Accomplishments**

People (General) : 1,500

**Actual Accomplishments**

*Number assisted:*

	Owner		Renter		Total		Person	
	Total	Hispanic	Total	Hispanic	Total	Hispanic	Total	Hispanic
White:	0	0	0	0	0	0	369	277
Black/African American:	0	0	0	0	0	0	480	329
Asian:	0	0	0	0	0	0	106	0
American Indian/Alaskan Native:	0	0	0	0	0	0	1	0
Native Hawaiian/Other Pacific Islander:	0	0	0	0	0	0	7	0
American Indian/Alaskan Native & White:	0	0	0	0	0	0	0	0
Asian White:	0	0	0	0	0	0	93	0
Black/African American & White:	0	0	0	0	0	0	4	1
American Indian/Alaskan Native & Black/African American:	0	0	0	0	0	0	1	1
Other multi-racial:	0	0	0	0	0	0	17	4
Asian/Pacific Islander:	0	0	0	0	0	0	0	0
Hispanic:	0	0	0	0	0	0	0	0
<b>Total:</b>	<b>0</b>	<b>0</b>	<b>0</b>	<b>0</b>	<b>0</b>	<b>0</b>	<b>1,078</b>	<b>612</b>



U.S. Department of Housing and Urban Development  
Office of Community Planning and Development  
Integrated Disbursement and Information System  
CDBG Activity Summary Report (GPR) for Program Year 2022  
SAN DIEGO

Date: 22-Sep-2023  
Time: 20:55  
Page: 119

Female-headed Households: 0 0 0

*Income Category:*

	Owner	Renter	Total	Person
Extremely Low	0	0	0	773
Low Mod	0	0	0	152
Moderate	0	0	0	153
Non Low Moderate	0	0	0	0
Total	0	0	0	1,078
Percent Low/Mod				100.0%

**Annual Accomplishments**

Years	Accomplishment Narrative	# Benefitting
2021		



U.S. Department of Housing and Urban Development  
Office of Community Planning and Development  
Integrated Disbursement and Information System  
CDBG Activity Summary Report (GPR) for Program Year 2022  
SAN DIEGO

Date: 22-Sep-2023  
Time: 20:55  
Page: 120

**PGM Year:** 2020  
**Project:** 0009 - COMMUNITY AND PUBLIC SERVICES  
**IDIS Activity:** 7565 - CATHOLIC CHARITIES-COVID EMERGENCY FOOD-21

**Status:** Completed 9/15/2023 12:00:00 AM

**Location:** 4177 Marlborough Ave San Diego, CA 92105-1412

**Objective:** Create suitable living environments

**Outcome:** Availability/accessibility

**Matrix Code:** Food Banks (05W)

**National Objective:** LMC

**Activity to prevent, prepare for, and respond to Coronavirus:** Yes

**Initial Funding Date:** 06/01/2021

**Description:**

COVID-19 related Public Services

**Financing**

	Fund Type	Grant Year	Grant	Funded Amount	Drawn In Program Year	Drawn Thru Program Year
CDBG	EN	2020	B20MC060542	\$156,419.88	\$120,822.20	\$120,822.20
	PI			\$26,104.67	\$0.00	\$26,104.67
<b>Total</b>	<b>Total</b>			<b>\$182,524.55</b>	<b>\$120,822.20</b>	<b>\$146,926.87</b>

**Proposed Accomplishments**

People (General) : 1,600

**Actual Accomplishments**

*Number assisted:*

	Owner		Renter		Total		Person	
	Total	Hispanic	Total	Hispanic	Total	Hispanic	Total	Hispanic
White:	0	0	0	0	0	0	865	0
Black/African American:	0	0	0	0	0	0	99	0
Asian:	0	0	0	0	0	0	446	0
American Indian/Alaskan Native:	0	0	0	0	0	0	1	0
Native Hawaiian/Other Pacific Islander:	0	0	0	0	0	0	68	0
American Indian/Alaskan Native & White:	0	0	0	0	0	0	0	0
Asian White:	0	0	0	0	0	0	0	0
Black/African American & White:	0	0	0	0	0	0	0	0
American Indian/Alaskan Native & Black/African American:	0	0	0	0	0	0	0	0
Other multi-racial:	0	0	0	0	0	0	441	333
Asian/Pacific Islander:	0	0	0	0	0	0	0	0
Hispanic:	0	0	0	0	0	0	0	0



U.S. Department of Housing and Urban Development  
Office of Community Planning and Development  
Integrated Disbursement and Information System  
CDBG Activity Summary Report (GPR) for Program Year 2022  
SAN DIEGO

Date: 22-Sep-2023  
Time: 20:55  
Page: 121

**Total:** 0 0 0 0 0 0 1,920 333

Female-headed Households: 0 0 0 0

*Income Category:*

	Owner	Renter	Total	Person
Extremely Low	0	0	0	0
Low Mod	0	0	0	1,000
Moderate	0	0	0	920
Non Low Moderate	0	0	0	0
Total	0	0	0	1,920
Percent Low/Mod				100.0%

**Annual Accomplishments**

Years	Accomplishment Narrative	# Benefitting
2021	<p>In March 2020, CCDSD developed the Emergency Food Distribution Network Plus (EDFN+) to provide high-quality supplemental food to individuals and families in a safe, effective, and reliable manner that complies with COVID-19 social distancing guidelines. Within a week of shelter-in-place orders, CCDSD leadership developed the EDFN+ from the ground up. CCDSD transformed its traditional brick-and-mortar food pantries into digital-choice, mobile food pantries. CCDSD has partnered with the Diocese of San Diego to operate food distribution sites in churches throughout San Diego and Imperial Counties, and there are currently 17 partner parishes serving as distribution sites.</p> <p>The new program model maximizes resources, outreach efforts and brings low-barrier food services to the communities that need food security the most. Instead of driving miles or taking multiple public transit routes for those without cars, LMI individuals and families can simply walk to their local church to receive food assistance. Clients can request services on the CCDSD website by completing a short intake form. By operating digital-choice, drive-thru food distributions, and home-delivered food packages, CCDSD has quickly and exponentially increased the reach of its food assistance activities. In nine months, the program has collected and redistributed 1,206,030 pounds of food, or 1,005,025 meals according to the industry standard pounds of food to meal conversion, to individuals and families living in poverty and/or impacted by the economic downturn due to the COVID-19 pandemic.</p> <p>CCDSD serves the city's most disadvantaged and underserved communities, including populations in the San Diego Promise Zone who are in or nearby parts of East Village, Barrio Logan, Logan Heights, Southeastern San Diego, and Encanto. CCDSD serves portions of Districts 3, 4, 8, and 9 and areas within 92101, 92102, 92113, and 92114 zip codes. Clients of CCDSD struggle with low educational attainment, insufficient access to healthcare, healthy foods, rising crime rates, and lack of affordable housing. CCDSD continues to change and modify the services available to accommodate the most at-risk and encourages everyone to access all of our services to help them improve their quality of life.</p> <p>In 2022, CCDSD met the basic needs and closed emergency financial gaps of 11,757 individuals facing financial challenges, increased access to nourishing food for more than 25,000 people, facilitated access to safe, stable, affordable housing for 3,927 persons, prevented or reduced harm for 11,757 people experiencing homelessness, and increased access to healthcare for 6,733 individuals.</p>	



U.S. Department of Housing and Urban Development  
Office of Community Planning and Development  
Integrated Disbursement and Information System  
CDBG Activity Summary Report (GPR) for Program Year 2022  
SAN DIEGO

Date: 22-Sep-2023  
Time: 20:55  
Page: 122

**PGM Year:** 2019  
**Project:** 0033 - CDBG-CV Related activities  
**IDIS Activity:** 7566 - GRID ALT-COVID VIRTUAL SOLAR TRAINING-CV20

**Status:** Open  
**Location:** 930 Gateway Center Way San Diego, CA 92102-4542

**Objective:** Create suitable living environments  
**Outcome:** Availability/accessibility  
**Matrix Code:** Other Public Services Not Listed in 05A-05Y, 03T (05Z)

**National Objective:** LMC

**Activity to prevent, prepare for, and respond to Coronavirus:** Yes

**Initial Funding Date:** 04/05/2021

**Description:**

COVID-19 related Public Services

**Financing**

	Fund Type	Grant Year	Grant	Funded Amount	Drawn In Program Year	Drawn Thru Program Year
CDBG	EN	2020	B20MW060542	\$45,874.00	\$144.25	\$4,690.48
<b>Total</b>	<b>Total</b>			<b>\$45,874.00</b>	<b>\$144.25</b>	<b>\$4,690.48</b>

**Proposed Accomplishments**

People (General) : 16

**Actual Accomplishments**

*Number assisted:*

	Owner		Renter		Total		Person	
	Total	Hispanic	Total	Hispanic	Total	Hispanic	Total	Hispanic
White:	0	0	0	0	0	0	1	0
Black/African American:	0	0	0	0	0	0	1	0
Asian:	0	0	0	0	0	0	0	0
American Indian/Alaskan Native:	0	0	0	0	0	0	1	0
Native Hawaiian/Other Pacific Islander:	0	0	0	0	0	0	0	0
American Indian/Alaskan Native & White:	0	0	0	0	0	0	0	0
Asian White:	0	0	0	0	0	0	0	0
Black/African American & White:	0	0	0	0	0	0	0	0
American Indian/Alaskan Native & Black/African American:	0	0	0	0	0	0	0	0
Other multi-racial:	0	0	0	0	0	0	1	0
Asian/Pacific Islander:	0	0	0	0	0	0	0	0
Hispanic:	0	0	0	0	0	0	0	0
<b>Total:</b>	<b>0</b>	<b>0</b>	<b>0</b>	<b>0</b>	<b>0</b>	<b>0</b>	<b>4</b>	<b>0</b>



U.S. Department of Housing and Urban Development  
Office of Community Planning and Development  
Integrated Disbursement and Information System  
CDBG Activity Summary Report (GPR) for Program Year 2022  
SAN DIEGO

Date: 22-Sep-2023  
Time: 20:55  
Page: 123

Female-headed Households: 0 0 0

*Income Category:*

	Owner	Renter	Total	Person
Extremely Low	0	0	0	3
Low Mod	0	0	0	0
Moderate	0	0	0	1
Non Low Moderate	0	0	0	0
Total	0	0	0	4
Percent Low/Mod				100.0%

**Annual Accomplishments**

Years	Accomplishment Narrative	# Benefitting
2021	As of August 2021, 4 clients were served.	



U.S. Department of Housing and Urban Development  
Office of Community Planning and Development  
Integrated Disbursement and Information System  
CDBG Activity Summary Report (GPR) for Program Year 2022  
SAN DIEGO

Date: 22-Sep-2023  
Time: 20:55  
Page: 124

**PGM Year:** 2020  
**Project:** 0009 - COMMUNITY AND PUBLIC SERVICES  
**IDIS Activity:** 7567 - LA MAESTRA-COVID EMERGENCY RELIEF-21

**Status:** Open  
**Location:** 4060 Fairmount Ave San Diego, CA 92105-1608

**Objective:** Create suitable living environments  
**Outcome:** Availability/accessibility  
**Matrix Code:** Other Public Services Not Listed in  
05A-05Y, 03T (05Z)

**National Objective:** LMC

**Activity to prevent, prepare for, and respond to Coronavirus:** Yes

**Initial Funding Date:** 06/01/2021

**Description:**

COVID-19 related Public Services

**Financing**

	Fund Type	Grant Year	Grant	Funded Amount	Drawn In Program Year	Drawn Thru Program Year
CDBG	EN	2019	B19MC060542	\$236,622.70	\$0.00	\$67,654.86
	PI			\$62,258.30	\$0.00	\$62,258.30
<b>Total</b>	<b>Total</b>			<b>\$298,881.00</b>	<b>\$0.00</b>	<b>\$129,913.16</b>

**Proposed Accomplishments**

People (General) : 4,404

**Actual Accomplishments**

*Number assisted:*

	Owner		Renter		Total		Person	
	Total	Hispanic	Total	Hispanic	Total	Hispanic	Total	Hispanic
White:	0	0	0	0	0	0		0
Black/African American:	0	0	0	0	0	0	0	0
Asian:	0	0	0	0	0	0	0	0
American Indian/Alaskan Native:	0	0	0	0	0	0	0	0
Native Hawaiian/Other Pacific Islander:	0	0	0	0	0	0	0	0
American Indian/Alaskan Native & White:	0	0	0	0	0	0	0	0
Asian White:	0	0	0	0	0	0	0	0
Black/African American & White:	0	0	0	0	0	0	0	0
American Indian/Alaskan Native & Black/African American:	0	0	0	0	0	0	0	0
Other multi-racial:	0	0	0	0	0	0	0	0
Asian/Pacific Islander:	0	0	0	0	0	0	0	0
Hispanic:	0	0	0	0	0	0	0	0





U.S. Department of Housing and Urban Development  
Office of Community Planning and Development  
Integrated Disbursement and Information System  
CDBG Activity Summary Report (GPR) for Program Year 2022  
SAN DIEGO

Date: 22-Sep-2023

Time: 20:55

Page: 125

<b>Total:</b>	<b>0</b>	<b>0</b>	<b>0</b>	<b>0</b>	<b>0</b>	<b>0</b>	<b>0</b>	<b>0</b>
---------------	----------	----------	----------	----------	----------	----------	----------	----------

Female-headed Households:	0		0		0			
---------------------------	---	--	---	--	---	--	--	--

*Income Category:*

	Owner	Renter	Total	Person
Extremely Low	0	0	0	0
Low Mod	0	0	0	0
Moderate	0	0	0	0
Non Low Moderate	0	0	0	0
Total	0	0	0	0
Percent Low/Mod				

**Annual Accomplishments**

No data returned for this view. This might be because the applied filter excludes all data.



U.S. Department of Housing and Urban Development  
Office of Community Planning and Development  
Integrated Disbursement and Information System  
CDBG Activity Summary Report (GPR) for Program Year 2022  
SAN DIEGO

Date: 22-Sep-2023  
Time: 20:55  
Page: 126

**PGM Year:** 2019  
**Project:** 0033 - CDBG-CV Related activities  
**IDIS Activity:** 7568 - HOME START-COVID HEALTH SERVICES-CV20

**Status:** Completed 8/22/2023 12:00:00 AM  
**Location:** 5005 Texas St San Diego, CA 92108-3721

**Objective:** Create suitable living environments  
**Outcome:** Availability/accessibility  
**Matrix Code:** Mental Health Services (05O)

**National Objective:** LMC

**Activity to prevent, prepare for, and respond to Coronavirus:** Yes

**Initial Funding Date:** 04/05/2021

**Description:**

COVID-19 related Public Services

**Financing**

	Fund Type	Grant Year	Grant	Funded Amount	Drawn In Program Year	Drawn Thru Program Year
CDBG	EN	2020	B20MW060542	\$103,575.56	\$92,724.73	\$103,575.56
<b>Total</b>	<b>Total</b>			<b>\$103,575.56</b>	<b>\$92,724.73</b>	<b>\$103,575.56</b>

**Proposed Accomplishments**

People (General) : 30

**Actual Accomplishments**

*Number assisted:*

	Owner		Renter		Total		Person	
	Total	Hispanic	Total	Hispanic	Total	Hispanic	Total	Hispanic
White:	0	0	0	0	0	0	21	6
Black/African American:	0	0	0	0	0	0	5	0
Asian:	0	0	0	0	0	0	3	0
American Indian/Alaskan Native:	0	0	0	0	0	0	0	0
Native Hawaiian/Other Pacific Islander:	0	0	0	0	0	0	0	0
American Indian/Alaskan Native & White:	0	0	0	0	0	0	0	0
Asian White:	0	0	0	0	0	0	0	0
Black/African American & White:	0	0	0	0	0	0	0	0
American Indian/Alaskan Native & Black/African American:	0	0	0	0	0	0	0	0
Other multi-racial:	0	0	0	0	0	0	5	1
Asian/Pacific Islander:	0	0	0	0	0	0	0	0
Hispanic:	0	0	0	0	0	0	0	0
<b>Total:</b>	<b>0</b>	<b>0</b>	<b>0</b>	<b>0</b>	<b>0</b>	<b>0</b>	<b>34</b>	<b>7</b>



U.S. Department of Housing and Urban Development  
Office of Community Planning and Development  
Integrated Disbursement and Information System  
CDBG Activity Summary Report (GPR) for Program Year 2022  
SAN DIEGO

Date: 22-Sep-2023  
Time: 20:55  
Page: 127

Female-headed Households: 0 0 0

*Income Category:*

	Owner	Renter	Total	Person
Extremely Low	0	0	0	11
Low Mod	0	0	0	5
Moderate	0	0	0	7
Non Low Moderate	0	0	0	11
Total	0	0	0	34
Percent Low/Mod				67.6%

**Annual Accomplishments**

Years	Accomplishment Narrative	# Benefitting
2020	<p>Agency provided behavioral health services to 34 children and caregivers. This includes individual trauma focused therapy, PCIT, and family therapy. On average a family receives about 20 sessions. Therapists provide direct services to clients, complete and score treatment measures with the family, treatment plan, write progress notes for each session and case-related communication, attend various collateral meetings (IEPs at schools, Child and Family Team Meets for foster youth, etc.), and often complete treatment summary letters for families and social workers.</p> <p>Additionally, the therapists attended several training courses to maintain their treatment efficacy. The staff therapists also trained and mentored 5 practicum therapists. And through out the year, our CDBG families were able to participate in several of our Home Start donation programs such as Adopt-a-Family, HS's Toy Drive and The Nice Guys Foundation's Christmas meals, Thanksgiving Baskets from Tony Robbins, HS's backpack drive and were provided therapeutic books &amp; toys via our Boy and Girl's Foundation therapy kit grant.</p>	



U.S. Department of Housing and Urban Development  
Office of Community Planning and Development  
Integrated Disbursement and Information System  
CDBG Activity Summary Report (GPR) for Program Year 2022  
SAN DIEGO

Date: 22-Sep-2023  
Time: 20:55  
Page: 128

<b>PGM Year:</b>	2019		
<b>Project:</b>	0033 - CDBG-CV Related activities		
<b>IDIS Activity:</b>	7569 - DREAMS FOR CHANGE-COVID EMERGENCY FOOD-CV20		
<b>Status:</b>	Open	<b>Objective:</b>	Create suitable living environments
<b>Location:</b>	21 16th St San Diego, CA 92101-7634	<b>Outcome:</b>	Availability/accessibility
		<b>Matrix Code:</b>	Food Banks (05W)
		<b>National Objective:</b>	LMC

**Activity to prevent, prepare for, and respond to Coronavirus:** Yes

**Initial Funding Date:** 04/05/2021

**Description:**

COVID-19 related Public Services

**Financing**

	Fund Type	Grant Year	Grant	Funded Amount	Drawn In Program Year	Drawn Thru Program Year
CDBG	EN	2020	B20MW060542	\$50,000.00	\$18,887.93	\$35,021.41
<b>Total</b>	<b>Total</b>			<b>\$50,000.00</b>	<b>\$18,887.93</b>	<b>\$35,021.41</b>

**Proposed Accomplishments**

People (General) : 150

**Actual Accomplishments**

*Number assisted:*

	<b>Owner</b>		<b>Renter</b>		<b>Total</b>		<b>Person</b>	
	Total	Hispanic	Total	Hispanic	Total	Hispanic	Total	Hispanic
White:	0	0	0	0	0	0		0
Black/African American:	0	0	0	0	0	0	0	0
Asian:	0	0	0	0	0	0	0	0
American Indian/Alaskan Native:	0	0	0	0	0	0	0	0
Native Hawaiian/Other Pacific Islander:	0	0	0	0	0	0	0	0
American Indian/Alaskan Native & White:	0	0	0	0	0	0	0	0
Asian White:	0	0	0	0	0	0	0	0
Black/African American & White:	0	0	0	0	0	0	0	0
American Indian/Alaskan Native & Black/African American:	0	0	0	0	0	0	0	0
Other multi-racial:	0	0	0	0	0	0	0	0
Asian/Pacific Islander:	0	0	0	0	0	0	0	0
Hispanic:	0	0	0	0	0	0	0	0
<b>Total:</b>	<b>0</b>	<b>0</b>	<b>0</b>	<b>0</b>	<b>0</b>	<b>0</b>	<b>0</b>	<b>0</b>



U.S. Department of Housing and Urban Development  
Office of Community Planning and Development  
Integrated Disbursement and Information System  
CDBG Activity Summary Report (GPR) for Program Year 2022  
SAN DIEGO

Date: 22-Sep-2023

Time: 20:55

Page: 129

Female-headed Households: 0 0 0

*Income Category:*

	Owner	Renter	Total	Person
Extremely Low	0	0	0	0
Low Mod	0	0	0	0
Moderate	0	0	0	0
Non Low Moderate	0	0	0	0
Total	0	0	0	0

Percent Low/Mod

**Annual Accomplishments**

No data returned for this view. This might be because the applied filter excludes all data.



U.S. Department of Housing and Urban Development  
Office of Community Planning and Development  
Integrated Disbursement and Information System  
CDBG Activity Summary Report (GPR) for Program Year 2022  
SAN DIEGO

Date: 22-Sep-2023  
Time: 20:55  
Page: 130

**PGM Year:** 2020  
**Project:** 0008 - HOMELESSNESS  
**IDIS Activity:** 7573 - HOMELESS RESPONSE CTR-21

**Status:** Completed 9/1/2023 12:00:00 AM  
**Location:** 1401 Imperial Ave San Diego, CA 92101-7527

**Objective:** Create suitable living environments  
**Outcome:** Availability/accessibility  
**Matrix Code:** Operating Costs of Homeless/AIDS Patients Programs (03T)

**National Objective:** LMC

**Activity to prevent, prepare for, and respond to Coronavirus:** No

**Initial Funding Date:** 03/22/2021

**Description:**

Operating costs for Homelessness Response Center

**Financing**

	Fund Type	Grant Year	Grant	Funded Amount	Drawn In Program Year	Drawn Thru Program Year
CDBG	PI			\$1,000,000.00	\$0.00	\$1,000,000.00
<b>Total</b>	<b>Total</b>			<b>\$1,000,000.00</b>	<b>\$0.00</b>	<b>\$1,000,000.00</b>

**Proposed Accomplishments**

People (General) : 600

**Actual Accomplishments**

*Number assisted:*

	<b>Owner</b>		<b>Renter</b>		<b>Total</b>		<b>Person</b>	
	Total	Hispanic	Total	Hispanic	Total	Hispanic	Total	Hispanic
White:	0	0	0	0	0	0	6	3
Black/African American:	0	0	0	0	0	0	9	1
Asian:	0	0	0	0	0	0	0	0
American Indian/Alaskan Native:	0	0	0	0	0	0	0	0
Native Hawaiian/Other Pacific Islander:	0	0	0	0	0	0	0	0
American Indian/Alaskan Native & White:	0	0	0	0	0	0	0	0
Asian White:	0	0	0	0	0	0	0	0
Black/African American & White:	0	0	0	0	0	0	0	0
American Indian/Alaskan Native & Black/African American:	0	0	0	0	0	0	0	0
Other multi-racial:	0	0	0	0	0	0	3	3
Asian/Pacific Islander:	0	0	0	0	0	0	0	0
Hispanic:	0	0	0	0	0	0	0	0
<b>Total:</b>	<b>0</b>	<b>0</b>	<b>0</b>	<b>0</b>	<b>0</b>	<b>0</b>	<b>18</b>	<b>7</b>



U.S. Department of Housing and Urban Development  
Office of Community Planning and Development  
Integrated Disbursement and Information System  
CDBG Activity Summary Report (GPR) for Program Year 2022  
SAN DIEGO

Date: 22-Sep-2023  
Time: 20:55  
Page: 131

Female-headed Households: 0 0 0

*Income Category:*

	Owner	Renter	Total	Person
Extremely Low	0	0	0	18
Low Mod	0	0	0	0
Moderate	0	0	0	0
Non Low Moderate	0	0	0	0
Total	0	0	0	18
Percent Low/Mod				100.0%

**Annual Accomplishments**

Years	Accomplishment Narrative	# Benefitting
2021	The Homelessness Response Center served as an entry point to the Coordinated Entry System, providing core services to address housing crises; provide onsite intake, assessment, triage, and referrals for permanent housing opportunities to individuals, families, and youth experiencing homelessness in the City, as well as exploring and maximizing opportunities to access other longer term housing interventions to best meet client needs. The Commission coordinated services that will provide crisis management, and assist participants in identifying immediate housing solutions and accessing mainstream benefits that are important to addressing issues impacting housing stability. The Commission worked with partnering agencies for permanent housing and supportive service program linkages. All services shall be provided at no cost to participants. The HRC design will serve participants in a welcoming and solutions-focused environment; utilize trauma-informed care, motivational interviewing, and a harm reduction model, which does not require sobriety. All services are easily accessible and evaluated for effectiveness on a regular basis.	



U.S. Department of Housing and Urban Development  
Office of Community Planning and Development  
Integrated Disbursement and Information System  
CDBG Activity Summary Report (GPR) for Program Year 2022  
SAN DIEGO

Date: 22-Sep-2023  
Time: 20:55  
Page: 132

**PGM Year:** 2019  
**Project:** 0033 - CDBG-CV Related activities  
**IDIS Activity:** 7574 - SDHC-EVICTION PROTECTION PROGRAM-CV20

**Status:** Open  
**Location:** 1200 3rd Ave Ste 1400 Suite 1400 San Diego, CA 92101-4157

**Objective:** Create suitable living environments  
**Outcome:** Availability/accessibility  
**Matrix Code:** Subsistence Payment (05Q)

**National Objective:** LMC

**Activity to prevent, prepare for, and respond to Coronavirus:** Yes

**Initial Funding Date:** 03/18/2021

**Description:**

Second round for the rental assistance program affected by COVID-19

**Financing**

	Fund Type	Grant Year	Grant	Funded Amount	Drawn In Program Year	Drawn Thru Program Year
CDBG	EN	2020	B20MW060542	\$5,000,000.00	\$1,159,709.17	\$1,159,709.17
<b>Total</b>	<b>Total</b>			<b>\$5,000,000.00</b>	<b>\$1,159,709.17</b>	<b>\$1,159,709.17</b>

**Proposed Accomplishments**

People (General) : 450

**Actual Accomplishments**

*Number assisted:*

	Owner		Renter		Total		Person	
	Total	Hispanic	Total	Hispanic	Total	Hispanic	Total	Hispanic
White:	0	0	0	0	0	0		0
Black/African American:	0	0	0	0	0	0	0	0
Asian:	0	0	0	0	0	0	0	0
American Indian/Alaskan Native:	0	0	0	0	0	0	0	0
Native Hawaiian/Other Pacific Islander:	0	0	0	0	0	0	0	0
American Indian/Alaskan Native & White:	0	0	0	0	0	0	0	0
Asian White:	0	0	0	0	0	0	0	0
Black/African American & White:	0	0	0	0	0	0	0	0
American Indian/Alaskan Native & Black/African American:	0	0	0	0	0	0	0	0
Other multi-racial:	0	0	0	0	0	0	0	0
Asian/Pacific Islander:	0	0	0	0	0	0	0	0
Hispanic:	0	0	0	0	0	0	0	0
<b>Total:</b>	<b>0</b>	<b>0</b>	<b>0</b>	<b>0</b>	<b>0</b>	<b>0</b>	<b>0</b>	<b>0</b>





U.S. Department of Housing and Urban Development  
Office of Community Planning and Development  
Integrated Disbursement and Information System  
CDBG Activity Summary Report (GPR) for Program Year 2022  
SAN DIEGO

Date: 22-Sep-2023

Time: 20:55

Page: 133

Female-headed Households: 0 0 0

*Income Category:*

	Owner	Renter	Total	Person
Extremely Low	0	0	0	0
Low Mod	0	0	0	0
Moderate	0	0	0	0
Non Low Moderate	0	0	0	0
Total	0	0	0	0

Percent Low/Mod

**Annual Accomplishments**

No data returned for this view. This might be because the applied filter excludes all data.



U.S. Department of Housing and Urban Development  
Office of Community Planning and Development  
Integrated Disbursement and Information System  
CDBG Activity Summary Report (GPR) for Program Year 2022  
SAN DIEGO

Date: 22-Sep-2023  
Time: 20:55  
Page: 134

<b>PGM Year:</b>	2019		
<b>Project:</b>	0033 - CDBG-CV Related activities		
<b>IDIS Activity:</b>	7579 - CDBG-CV OPER SHLTR TO HOME-20		
<b>Status:</b>	Completed 3/23/2023 12:00:00 AM	<b>Objective:</b>	Create suitable living environments
<b>Location:</b>	1200 3rd Ave Ste 1400 Suite 1400 San Diego, CA 92101-4157	<b>Outcome:</b>	Availability/accessibility
		<b>Matrix Code:</b>	Other Public Services Not Listed in 05A-05Y, 03T (05Z)
		<b>National Objective:</b>	LMC

**Activity to prevent, prepare for, and respond to Coronavirus:** Yes

**Initial Funding Date:** 04/05/2021

**Description:**

Operation Shelter to Home using CDBG-CV.  
This activity is tied to 7581.  
All accomplishments are reported in activity ID 7581.

**Financing**

	Fund Type	Grant Year	Grant	Funded Amount	Drawn In Program Year	Drawn Thru Program Year
CDBG	EN	2020	B20MW060542	\$4,600,021.33	\$0.00	\$4,600,021.33
<b>Total</b>	<b>Total</b>			<b>\$4,600,021.33</b>	<b>\$0.00</b>	<b>\$4,600,021.33</b>

**Proposed Accomplishments**

**Actual Accomplishments**

*Number assisted:*

	<b>Owner</b>		<b>Renter</b>		<b>Total</b>		<b>Person</b>	
	Total	Hispanic	Total	Hispanic	Total	Hispanic	Total	Hispanic
White:	0	0	0	0	0	0		0
Black/African American:	0	0	0	0	0	0	0	0
Asian:	0	0	0	0	0	0	0	0
American Indian/Alaskan Native:	0	0	0	0	0	0	0	0
Native Hawaiian/Other Pacific Islander:	0	0	0	0	0	0	0	0
American Indian/Alaskan Native & White:	0	0	0	0	0	0	0	0
Asian White:	0	0	0	0	0	0	0	0
Black/African American & White:	0	0	0	0	0	0	0	0
American Indian/Alaskan Native & Black/African American:	0	0	0	0	0	0	0	0
Other multi-racial:	0	0	0	0	0	0	0	0
Asian/Pacific Islander:	0	0	0	0	0	0	0	0
Hispanic:	0	0	0	0	0	0	0	0
<b>Total:</b>	<b>0</b>	<b>0</b>	<b>0</b>	<b>0</b>	<b>0</b>	<b>0</b>	<b>0</b>	<b>0</b>



U.S. Department of Housing and Urban Development  
Office of Community Planning and Development  
Integrated Disbursement and Information System  
CDBG Activity Summary Report (GPR) for Program Year 2022  
SAN DIEGO

Date: 22-Sep-2023  
Time: 20:55  
Page: 135

Female-headed Households: 0 0 0

*Income Category:*

	Owner	Renter	Total	Person
Extremely Low	0	0	0	0
Low Mod	0	0	0	0
Moderate	0	0	0	0
Non Low Moderate	0	0	0	0
Total	0	0	0	0

Percent Low/Mod

**Annual Accomplishments**

Years	Accomplishment Narrative	# Benefitting
2019	This activity is tied to 7581. All accomplishments are reported in activity ID 7581.	
2020	This activity is tied to 7581. All accomplishments are reported in activity ID 7581.	



U.S. Department of Housing and Urban Development  
Office of Community Planning and Development  
Integrated Disbursement and Information System  
CDBG Activity Summary Report (GPR) for Program Year 2022  
SAN DIEGO

Date: 22-Sep-2023  
Time: 20:55  
Page: 136

**PGM Year:** 2020  
**Project:** 0008 - HOMELESSNESS  
**IDIS Activity:** 7581 - CITY SD-OPERATION SHELTER TO HOME-21

**Status:** Completed 3/23/2023 12:00:00 AM  
**Location:** 1122 Broadway Ste 300 San Diego, CA 92101-5629

**Objective:** Create suitable living environments  
**Outcome:** Availability/accessibility  
**Matrix Code:** Other Public Services Not Listed in  
05A-05Y, 03T (05Z)

**National Objective:** LMC

**Activity to prevent, prepare for, and respond to Coronavirus:** Yes

**Initial Funding Date:** 06/01/2021

**Description:**

operation Shelter to HOME with FY 21 reprogrammed funds

**Financing**

	Fund Type	Grant Year	Grant	Funded Amount	Drawn In Program Year	Drawn Thru Program Year
CDBG	EN	Pre-2015		\$596,927.79	\$0.00	\$0.00
		2014	B14MC060542		\$0.00	\$596,927.79
		2015	B15MC060542	\$1,332,504.75	\$0.00	\$1,332,504.75
		2016	B16MC060542	\$1,272,834.96	\$0.00	\$1,272,834.96
		2020	B20MC060542	\$11,840.37	\$0.00	\$11,840.37
	PI			\$1,819,482.35	\$0.00	\$1,819,482.35
<b>Total</b>	<b>Total</b>			<b>\$5,033,590.22</b>	<b>\$0.00</b>	<b>\$5,033,590.22</b>

**Proposed Accomplishments**

People (General) : 1

**Actual Accomplishments**

*Number assisted:*

	Owner		Renter		Total		Person	
	Total	Hispanic	Total	Hispanic	Total	Hispanic	Total	Hispanic
White:	0	0	0	0	0	0	2,967	0
Black/African American:	0	0	0	0	0	0	1,271	0
Asian:	0	0	0	0	0	0	94	0
American Indian/Alaskan Native:	0	0	0	0	0	0	141	0
Native Hawaiian/Other Pacific Islander:	0	0	0	0	0	0	47	0
American Indian/Alaskan Native & White:	0	0	0	0	0	0	0	0
Asian White:	0	0	0	0	0	0	0	0
Black/African American & White:	0	0	0	0	0	0	0	0
American Indian/Alaskan Native & Black/African American:	0	0	0	0	0	0	0	0



U.S. Department of Housing and Urban Development  
Office of Community Planning and Development  
Integrated Disbursement and Information System  
CDBG Activity Summary Report (GPR) for Program Year 2022  
SAN DIEGO

Date: 22-Sep-2023  
Time: 20:55  
Page: 137

Other multi-racial:	0	0	0	0	0	0	189	0
Asian/Pacific Islander:	0	0	0	0	0	0	0	0
Hispanic:	0	0	0	0	0	0	0	0
<b>Total:</b>	<b>0</b>	<b>0</b>	<b>0</b>	<b>0</b>	<b>0</b>	<b>0</b>	<b>4,709</b>	<b>0</b>

Female-headed Households: 0 0 0 0 0 0

*Income Category:*

	Owner	Renter	Total	Person
Extremely Low	0	0	0	4,625
Low Mod	0	0	0	67
Moderate	0	0	0	16
Non Low Moderate	0	0	0	1
Total	0	0	0	4,709
Percent Low/Mod				100.0%

**Annual Accomplishments**

Years	Accomplishment Narrative	# Benefitting
2020	Operations Shelter to Home at the San Diego Convention Center resulted in 4,709 unsheltered individuals being serviced. These individuals were given a safe place to sleep while social distancing. They had daily health screenings and temperature checks to determine if anyone was symptomatic. In addition, beds, regular meals, restrooms, and showers were provided.	



U.S. Department of Housing and Urban Development  
Office of Community Planning and Development  
Integrated Disbursement and Information System  
CDBG Activity Summary Report (GPR) for Program Year 2022  
SAN DIEGO

Date: 22-Sep-2023  
Time: 20:55  
Page: 138

**PGM Year:** 2021  
**Project:** 0004 - Economic Development  
**IDIS Activity:** 7584 - ACCION SD-MICROLENDING PROGRAM-22

**Status:** Open  
**Location:** 404 Euclid Ave San Diego, CA 92114-2221

**Objective:** Create economic opportunities  
**Outcome:** Availability/accessibility  
**Matrix Code:** Micro-Enterprise Assistance (18C)

**National Objective:** LMCMC

**Activity to prevent, prepare for, and respond to Coronavirus:** No

**Initial Funding Date:** 01/26/2022

**Description:**

Provides low-to-moderate income entrepreneurs with access to affordable loan capital and technical assistance.

**Financing**

	Fund Type	Grant Year	Grant	Funded Amount	Drawn In Program Year	Drawn Thru Program Year
CDBG	EN	2018	B18MC060542	\$145,777.46	\$0.00	\$145,777.46
	PI			\$53,200.54	\$0.00	\$53,200.54
<b>Total</b>	<b>Total</b>			<b>\$198,978.00</b>	<b>\$0.00</b>	<b>\$198,978.00</b>

**Proposed Accomplishments**

Businesses : 53

**Actual Accomplishments**

*Number assisted:*

	Owner		Renter		Total		Person	
	Total	Hispanic	Total	Hispanic	Total	Hispanic	Total	Hispanic
White:	0	0	0	0	0	0	20	7
Black/African American:	0	0	0	0	0	0	9	1
Asian:	0	0	0	0	0	0	3	0
American Indian/Alaskan Native:	0	0	0	0	0	0	0	0
Native Hawaiian/Other Pacific Islander:	0	0	0	0	0	0	0	0
American Indian/Alaskan Native & White:	0	0	0	0	0	0	0	0
Asian White:	0	0	0	0	0	0	1	0
Black/African American & White:	0	0	0	0	0	0	0	0
American Indian/Alaskan Native & Black/African American:	0	0	0	0	0	0	0	0
Other multi-racial:	0	0	0	0	0	0	11	7
Asian/Pacific Islander:	0	0	0	0	0	0	0	0
Hispanic:	0	0	0	0	0	0	0	0



U.S. Department of Housing and Urban Development  
Office of Community Planning and Development  
Integrated Disbursement and Information System  
CDBG Activity Summary Report (GPR) for Program Year 2022  
SAN DIEGO

Date: 22-Sep-2023  
Time: 20:55  
Page: 139

**Total:** 0 0 0 0 0 0 44 15

Female-headed Households: 0 0 0

*Income Category:*

	Owner	Renter	Total	Person
Extremely Low	0	0	0	25
Low Mod	0	0	0	11
Moderate	0	0	0	8
Non Low Moderate	0	0	0	0
Total	0	0	0	44
Percent Low/Mod				100.0%

**Annual Accomplishments**

Years	Accomplishment Narrative	# Benefitting
2021	<p>In FY 2022 (July to June 2022), Accessity (formerly Accion San Diego) completed the following per the CDBG agreement:</p> <p>Technical Assistance: Accessity provided technical assistance to 44 clients, 31 of which received loans between \$300 and \$100,000. All FY22 clients are LMI City of SD residents/businesses.</p> <p>Workshops: 1 FY22 CDBG client attended Accessity educational workshops in the City of SD. FY22 CDBG client participation at these workshops was tracked, but costs to conduct these workshops were not charged to CDBG.</p> <p>The above CDBG-paid activities supported additional client benefits:</p> <p>During FY22, Accessity participated in educational presentations, small business events, and workshops within the City of San Diego in conjunction with various business associations, task forces, and banking partners to support small business owners with resources and education. In total, those activities reached 788 local City of San Diego small business owners.</p> <p>Loan application assistance and wrap-around support: 284 applicants received wrap-around support from staff. These clients received practical business and financial planning skills. The 31 loans to FY22 CDBG clients maintained 62 jobs and created 36 jobs, 98 jobs in all which benefited City of San Diego communities. Accessity provided services to 4 clients that were otherwise CDBG-eligible but did not receive their business tax certificates to send to Accessity for CDBG reporting. Accessity also received \$351,996 in Paycheck Protection Program funds in 2020 and received loan forgiveness in July 2021. There was no commingling of PPP and CDBG funds for expenses that were submitted for CDBG reimbursement.</p>	



U.S. Department of Housing and Urban Development  
Office of Community Planning and Development  
Integrated Disbursement and Information System  
CDBG Activity Summary Report (GPR) for Program Year 2022  
SAN DIEGO

Date: 22-Sep-2023  
Time: 20:55  
Page: 140

**PGM Year:** 2021  
**Project:** 0002 - Workforce Development  
**IDIS Activity:** 7586 - KITCHENS FOR GOOD-PROJECT LAUNCH-22

**Status:** Completed 8/18/2022 12:00:00 AM  
**Location:** 2799 Health Center Dr San Diego, CA 92123-2708

**Objective:** Create suitable living environments  
**Outcome:** Availability/accessibility  
**Matrix Code:** Employment Training (05H)

**National Objective:** LMC

**Activity to prevent, prepare for, and respond to Coronavirus:** No

**Initial Funding Date:** 01/26/2022

**Description:**  
Supports a culinary and baking apprenticeship program that prepares individuals with barriers to employment to launch their career in the culinary and baking industry.

**Financing**

	Fund Type	Grant Year	Grant	Funded Amount	Drawn In Program Year	Drawn Thru Program Year
CDBG	EN	2016	B16MC060542	\$70,573.65	\$0.00	\$70,573.65
	PI			\$29,426.35	\$0.00	\$29,426.35
<b>Total</b>	<b>Total</b>			<b>\$100,000.00</b>	<b>\$0.00</b>	<b>\$100,000.00</b>

**Proposed Accomplishments**

People (General) : 130

**Actual Accomplishments**

*Number assisted:*

	Owner		Renter		Total		Person	
	Total	Hispanic	Total	Hispanic	Total	Hispanic	Total	Hispanic
White:	0	0	0	0	0	0	14	4
Black/African American:	0	0	0	0	0	0	14	0
Asian:	0	0	0	0	0	0	0	0
American Indian/Alaskan Native:	0	0	0	0	0	0	0	0
Native Hawaiian/Other Pacific Islander:	0	0	0	0	0	0	0	0
American Indian/Alaskan Native & White:	0	0	0	0	0	0	2	0
Asian White:	0	0	0	0	0	0	1	0
Black/African American & White:	0	0	0	0	0	0	0	0
American Indian/Alaskan Native & Black/African American:	0	0	0	0	0	0	2	0
Other multi-racial:	0	0	0	0	0	0	14	12
Asian/Pacific Islander:	0	0	0	0	0	0	0	0
Hispanic:	0	0	0	0	0	0	0	0





U.S. Department of Housing and Urban Development  
Office of Community Planning and Development  
Integrated Disbursement and Information System  
CDBG Activity Summary Report (GPR) for Program Year 2022  
SAN DIEGO

Date: 22-Sep-2023  
Time: 20:55  
Page: 141

**Total:** 0 0 0 0 0 0 47 16

Female-headed Households: 0 0 0

*Income Category:*

	Owner	Renter	Total	Person
Extremely Low	0	0	0	43
Low Mod	0	0	0	3
Moderate	0	0	0	1
Non Low Moderate	0	0	0	0
Total	0	0	0	47
Percent Low/Mod				100.0%

**Annual Accomplishments**

Years	Accomplishment Narrative	# Benefitting
2021	CDBG funding supported the Project Launch Apprenticeship Program, a 20-month state- certified apprenticeship program that benefits low- and moderate-income (LMI) City of San Diego residents with incomes below 50% of the area median income. Project Launch combines 12 weeks (365 hours) of hands-on culinary, baking, and foodservice management training with life skills instruction, career coaching, and job placement. The program offers 2,460 hours of paid, on-the-job training leading to apprenticeship certification with an Employer Partner. During the grant period, KFG enrolled 47 LMI City of San Diego residents as apprentices in Project Launch. Recruitment, enrollment, and retention during the 12-week program remained lower than expected due to the impact of COVID-19 in the San Diego social service and nonprofit sector. After completing the first 12 weeks, 35 LMI City of San Diego apprentices actively employed at top restaurants and hotels to complete their on-the-job training.	



U.S. Department of Housing and Urban Development  
Office of Community Planning and Development  
Integrated Disbursement and Information System  
CDBG Activity Summary Report (GPR) for Program Year 2022  
SAN DIEGO

Date: 22-Sep-2023  
Time: 20:55  
Page: 142

**PGM Year:** 2021  
**Project:** 0002 - Workforce Development  
**IDIS Activity:** 7587 - SD CONTINUING ED-GATEWAY TO COLLEGE-22

**Status:** Open  
**Location:** 4343 Ocean View Blvd San Diego, CA 92113-1915

**Objective:** Create suitable living environments  
**Outcome:** Availability/accessibility  
**Matrix Code:** Employment Training (05H)

**National Objective:** LMC

**Activity to prevent, prepare for, and respond to Coronavirus:** No

**Initial Funding Date:** 07/12/2022

**Description:**

Engages opportunity youth in a three-month apprenticeship program to prepare them in careers for construction and building trades.

**Financing**

	Fund Type	Grant Year	Grant	Funded Amount	Drawn In Program Year	Drawn Thru Program Year
CDBG	EN	2017	B17MC060542	\$73,499.22	\$0.00	\$0.00
	PI			\$5,700.78	\$0.00	\$5,700.78
<b>Total</b>	<b>Total</b>			<b>\$79,200.00</b>	<b>\$0.00</b>	<b>\$5,700.78</b>

**Proposed Accomplishments**

People (General) : 25

**Actual Accomplishments**

*Number assisted:*

	Owner		Renter		Total		Person	
	Total	Hispanic	Total	Hispanic	Total	Hispanic	Total	Hispanic
White:	0	0	0	0	0	0		0
Black/African American:	0	0	0	0	0	0	0	0
Asian:	0	0	0	0	0	0	0	0
American Indian/Alaskan Native:	0	0	0	0	0	0	0	0
Native Hawaiian/Other Pacific Islander:	0	0	0	0	0	0	0	0
American Indian/Alaskan Native & White:	0	0	0	0	0	0	0	0
Asian White:	0	0	0	0	0	0	0	0
Black/African American & White:	0	0	0	0	0	0	0	0
American Indian/Alaskan Native & Black/African American:	0	0	0	0	0	0	0	0
Other multi-racial:	0	0	0	0	0	0	0	0
Asian/Pacific Islander:	0	0	0	0	0	0	0	0
Hispanic:	0	0	0	0	0	0	0	0



U.S. Department of Housing and Urban Development  
Office of Community Planning and Development  
Integrated Disbursement and Information System  
CDBG Activity Summary Report (GPR) for Program Year 2022  
SAN DIEGO

Date: 22-Sep-2023

Time: 20:55

Page: 143

<b>Total:</b>	<b>0</b>	<b>0</b>	<b>0</b>	<b>0</b>	<b>0</b>	<b>0</b>	<b>0</b>	<b>0</b>
---------------	----------	----------	----------	----------	----------	----------	----------	----------

Female-headed Households:	0		0		0			
---------------------------	---	--	---	--	---	--	--	--

*Income Category:*

	<b>Owner</b>	<b>Renter</b>	<b>Total</b>	<b>Person</b>
Extremely Low	0	0	0	0
Low Mod	0	0	0	0
Moderate	0	0	0	0
Non Low Moderate	0	0	0	0
Total	0	0	0	0

Percent Low/Mod

**Annual Accomplishments**

No data returned for this view. This might be because the applied filter excludes all data.



U.S. Department of Housing and Urban Development  
Office of Community Planning and Development  
Integrated Disbursement and Information System  
CDBG Activity Summary Report (GPR) for Program Year 2022  
SAN DIEGO

Date: 22-Sep-2023  
Time: 20:55  
Page: 144

**PGM Year:** 2021  
**Project:** 0002 - Workforce Development  
**IDIS Activity:** 7588 - SDWP-TECH HIRE-22

**Status:** Open  
**Location:** 9246 Lightwave Ave San Diego, CA 92123-6411

**Objective:** Create suitable living environments  
**Outcome:** Availability/accessibility  
**Matrix Code:** Employment Training (05H)

**National Objective:** LMC

**Activity to prevent, prepare for, and respond to Coronavirus:** No

**Initial Funding Date:** 07/25/2022

**Description:**

Assist LMI residents in beginning careers in information and communications technology (ICT) occupational fields through work readiness trainings, paid internship and employment placement.

**Financing**

	Fund Type	Grant Year	Grant	Funded Amount	Drawn In Program Year	Drawn Thru Program Year
CDBG	EN	2017	B17MC060542	\$800,000.00	\$0.00	\$0.00
<b>Total</b>	<b>Total</b>			<b>\$800,000.00</b>	<b>\$0.00</b>	<b>\$0.00</b>

**Proposed Accomplishments**

People (General) : 129

**Actual Accomplishments**

*Number assisted:*

	Owner		Renter		Total		Person	
	Total	Hispanic	Total	Hispanic	Total	Hispanic	Total	Hispanic
White:	0	0	0	0	0	0		0
Black/African American:	0	0	0	0	0	0	0	0
Asian:	0	0	0	0	0	0	0	0
American Indian/Alaskan Native:	0	0	0	0	0	0	0	0
Native Hawaiian/Other Pacific Islander:	0	0	0	0	0	0	0	0
American Indian/Alaskan Native & White:	0	0	0	0	0	0	0	0
Asian White:	0	0	0	0	0	0	0	0
Black/African American & White:	0	0	0	0	0	0	0	0
American Indian/Alaskan Native & Black/African American:	0	0	0	0	0	0	0	0
Other multi-racial:	0	0	0	0	0	0	0	0
Asian/Pacific Islander:	0	0	0	0	0	0	0	0
Hispanic:	0	0	0	0	0	0	0	0



U.S. Department of Housing and Urban Development  
Office of Community Planning and Development  
Integrated Disbursement and Information System  
CDBG Activity Summary Report (GPR) for Program Year 2022  
SAN DIEGO

Date: 22-Sep-2023  
Time: 20:55  
Page: 145

**Total:** 0 0 0 0 0 0 0 0

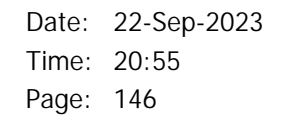
Female-headed Households: 0 0 0

*Income Category:*

	Owner	Renter	Total	Person
Extremely Low	0	0	0	0
Low Mod	0	0	0	0
Moderate	0	0	0	0
Non Low Moderate	0	0	0	0
Total	0	0	0	0
Percent Low/Mod				

**Annual Accomplishments**

No data returned for this view. This might be because the applied filter excludes all data.



Page: 146 of 297



U.S. Department of Housing and Urban Development  
Office of Community Planning and Development  
Integrated Disbursement and Information System  
CDBG Activity Summary Report (GPR) for Program Year 2022  
SAN DIEGO

Date: 22-Sep-2023  
Time: 20:55  
Page: 147

Female-headed Households: 0 0 0

*Income Category:*

	Owner	Renter	Total	Person
Extremely Low	0	0	0	0
Low Mod	0	0	0	0
Moderate	0	0	0	0
Non Low Moderate	0	0	0	0
Total	0	0	0	0

Percent Low/Mod

**Annual Accomplishments**

No data returned for this view. This might be because the applied filter excludes all data.



U.S. Department of Housing and Urban Development  
Office of Community Planning and Development  
Integrated Disbursement and Information System  
CDBG Activity Summary Report (GPR) for Program Year 2022  
SAN DIEGO

Date: 22-Sep-2023  
Time: 20:55  
Page: 148

**PGM Year:** 2021  
**Project:** 0005 - Public Infrastructure Improvements  
**IDIS Activity:** 7590 - CITY CIP-TSW-UNIVERSITY AVE PHASE 1-22

**Status:** Open  
**Location:** 1200 3rd Ave San Diego, CA 92101-4110

**Objective:** Create suitable living environments  
**Outcome:** Availability/accessibility  
**Matrix Code:** Sidewalks (03L)

**National Objective:** LMA

**Activity to prevent, prepare for, and respond to Coronavirus:** No

**Initial Funding Date:** 07/25/2022

**Description:**

TBD

**Financing**

	Fund Type	Grant Year	Grant	Funded Amount	Drawn In Program Year	Drawn Thru Program Year
CDBG	EN	2019	B19MC060542	\$1,100,000.00	\$224,036.70	\$224,036.70
<b>Total</b>	<b>Total</b>			<b>\$1,100,000.00</b>	<b>\$224,036.70</b>	<b>\$224,036.70</b>

**Proposed Accomplishments**

People (General) : 1  
Total Population in Service Area: 1,830  
Census Tract Percent Low / Mod: 100.00

**Annual Accomplishments**

No data returned for this view. This might be because the applied filter excludes all data.





U.S. Department of Housing and Urban Development  
Office of Community Planning and Development  
Integrated Disbursement and Information System  
CDBG Activity Summary Report (GPR) for Program Year 2022  
SAN DIEGO

Date: 22-Sep-2023  
Time: 20:55  
Page: 149

<b>PGM Year:</b>	2021				
<b>Project:</b>	0005 - Public Infrastructure Improvements				
<b>IDIS Activity:</b>	7591 - CITY CIP-PARK AND REC-LINDA VISTA SKATE PARK-22				
<b>Status:</b>	Open	<b>Objective:</b>	Create suitable living environments		
<b>Location:</b>	7064 Levant St San Diego, CA 92111-6011	<b>Outcome:</b>	Availability/accessibility		
		<b>Matrix Code:</b>	Parks, Recreational Facilities (03F)	<b>National Objective:</b>	LMA

**Activity to prevent, prepare for, and respond to Coronavirus:** No

**Initial Funding Date:** 01/26/2022

**Description:**

tbd

**Financing**

	Fund Type	Grant Year	Grant	Funded Amount	Drawn In Program Year	Drawn Thru Program Year
CDBG	EN	2018	B18MC060542	\$166,561.82	\$12,990.81	\$147,166.91
	PI			\$13,438.18	\$0.00	\$13,438.18
<b>Total</b>	<b>Total</b>			<b>\$180,000.00</b>	<b>\$12,990.81</b>	<b>\$160,605.09</b>

**Proposed Accomplishments**

Public Facilities : 1

Total Population in Service Area: 1,380

Census Tract Percent Low / Mod: 74.64

**Annual Accomplishments**

No data returned for this view. This might be because the applied filter excludes all data.



U.S. Department of Housing and Urban Development  
Office of Community Planning and Development  
Integrated Disbursement and Information System  
CDBG Activity Summary Report (GPR) for Program Year 2022  
SAN DIEGO

Date: 22-Sep-2023  
Time: 20:55  
Page: 150

**PGM Year:** 2021  
**Project:** 0005 - Public Infrastructure Improvements  
**IDIS Activity:** 7592 - CITY CIP-PARK AND REC-JFK PARK-22

**Status:** Open  
**Location:** 4825 Ocean View Blvd San Diego, CA 92113-2035

**Objective:** Create suitable living environments  
**Outcome:** Availability/accessibility  
**Matrix Code:** Parks, Recreational Facilities (03F)

**National Objective:** LMA

**Activity to prevent, prepare for, and respond to Coronavirus:** No

**Initial Funding Date:** 07/21/2022

**Description:**

Project will provide the design and construction of security lighting, ADA improvements to the existing comfort station, children's play areas, path of travel, fitness course, basketball and tennis courts.

**Financing**

	Fund Type	Grant Year	Grant	Funded Amount	Drawn In Program Year	Drawn Thru Program Year
CDBG	EN	2019	B19MC060542	\$144,247.45	\$0.00	\$0.00
		2020	B20MC060542	\$55,752.55	\$0.00	\$0.00
	PI			\$2,800,000.00	\$14,490.00	\$14,490.00
<b>Total</b>	<b>Total</b>			<b>\$3,000,000.00</b>	<b>\$14,490.00</b>	<b>\$14,490.00</b>

**Proposed Accomplishments**

Public Facilities : 1  
Total Population in Service Area: 765  
Census Tract Percent Low / Mod: 64.71

**Annual Accomplishments**

No data returned for this view. This might be because the applied filter excludes all data.



U.S. Department of Housing and Urban Development  
Office of Community Planning and Development  
Integrated Disbursement and Information System  
CDBG Activity Summary Report (GPR) for Program Year 2022  
SAN DIEGO

Date: 22-Sep-2023  
Time: 20:55  
Page: 151

<b>PGM Year:</b>	2021				
<b>Project:</b>	0005 - Public Infrastructure Improvements				
<b>IDIS Activity:</b>	7593 - CITY CIP-PARK AND REC-5 HARD COURT IMPROVE-22				
<b>Status:</b>	Open	<b>Objective:</b>	Create suitable living environments		
<b>Location:</b>	1200 3rd Ave San Diego, CA 92101-4110	<b>Outcome:</b>	Availability/accessibility		
		<b>Matrix Code:</b>	Parks, Recreational Facilities (03F)	<b>National Objective:</b>	LMA

**Activity to prevent, prepare for, and respond to Coronavirus:** No

**Initial Funding Date:** 07/21/2022

**Description:**

Project will enhance park visitor experience by improving multi-purpose hard courts at two locations: Silver Wing CP Basketball Courts and Encanto CP Basketball Court.

**Financing**

	Fund Type	Grant Year	Grant	Funded Amount	Drawn In Program Year	Drawn Thru Program Year
CDBG	EN	2017	B17MC060542	\$947,424.75	\$0.00	\$0.00
		2018	B18MC060542	\$122,575.25	\$0.00	\$0.00
<b>Total</b>	<b>Total</b>			<b>\$1,070,000.00</b>	<b>\$0.00</b>	<b>\$0.00</b>

**Proposed Accomplishments**

Public Facilities : 2  
Total Population in Service Area: 4,965  
Census Tract Percent Low / Mod: 52.17

**Annual Accomplishments**

No data returned for this view. This might be because the applied filter excludes all data.



U.S. Department of Housing and Urban Development  
Office of Community Planning and Development  
Integrated Disbursement and Information System  
CDBG Activity Summary Report (GPR) for Program Year 2022  
SAN DIEGO

Date: 22-Sep-2023  
Time: 20:55  
Page: 152

**PGM Year:** 2021  
**Project:** 0008 - Homelessness  
**IDIS Activity:** 7594 - DREAMS FOR CHANGE-SAFE PARKING-22

**Status:** Open  
**Location:** 5605 Imperial Ave San Diego, CA 92114-3931

**Objective:** Create suitable living environments  
**Outcome:** Availability/accessibility  
**Matrix Code:** Other Public Services Not Listed in  
05A-05Y, 03T (05Z)

**National Objective:** LMC

**Activity to prevent, prepare for, and respond to Coronavirus:** No

**Initial Funding Date:** 07/07/2022

**Description:**

Provides a safe parking environment and supportive services for transitional homeless living in their vehicles for overnight stays.

**Financing**

	Fund Type	Grant Year	Grant	Funded Amount	Drawn In Program Year	Drawn Thru Program Year
CDBG	EN	2018	B18MC060542	\$55,210.31	\$38,748.39	\$38,748.39
	PI			\$9,469.69	\$0.00	\$9,469.69
<b>Total</b>	<b>Total</b>			<b>\$64,680.00</b>	<b>\$38,748.39</b>	<b>\$48,218.08</b>

**Proposed Accomplishments**

People (General) : 225

**Actual Accomplishments**

*Number assisted:*

	Owner		Renter		Total		Person	
	Total	Hispanic	Total	Hispanic	Total	Hispanic	Total	Hispanic
White:	0	0	0	0	0	0	222	4
Black/African American:	0	0	0	0	0	0	71	1
Asian:	0	0	0	0	0	0	4	0
American Indian/Alaskan Native:	0	0	0	0	0	0	8	0
Native Hawaiian/Other Pacific Islander:	0	0	0	0	0	0	3	0
American Indian/Alaskan Native & White:	0	0	0	0	0	0	0	0
Asian White:	0	0	0	0	0	0	0	0
Black/African American & White:	0	0	0	0	0	0	2	0
American Indian/Alaskan Native & Black/African American:	0	0	0	0	0	0	2	0
Other multi-racial:	0	0	0	0	0	0	41	0
Asian/Pacific Islander:	0	0	0	0	0	0	0	0
Hispanic:	0	0	0	0	0	0	0	0



U.S. Department of Housing and Urban Development  
Office of Community Planning and Development  
Integrated Disbursement and Information System  
CDBG Activity Summary Report (GPR) for Program Year 2022  
SAN DIEGO

Date: 22-Sep-2023  
Time: 20:55  
Page: 153

**Total:** 0 0 0 0 0 0 353 5

Female-headed Households: 0 0 0 0

*Income Category:*

	Owner	Renter	Total	Person
Extremely Low	0	0	0	316
Low Mod	0	0	0	32
Moderate	0	0	0	5
Non Low Moderate	0	0	0	0
Total	0	0	0	353
Percent Low/Mod				100.0%

**Annual Accomplishments**

Years	Accomplishment Narrative	# Benefitting
2022	As of June 30, 2022, Dreams for Change Safe Parking Program served 353 clients by providing overnight parking.	



U.S. Department of Housing and Urban Development  
Office of Community Planning and Development  
Integrated Disbursement and Information System  
CDBG Activity Summary Report (GPR) for Program Year 2022  
SAN DIEGO

Date: 22-Sep-2023  
Time: 20:55  
Page: 154

**PGM Year:** 2021  
**Project:** 0008 - Homelessness  
**IDIS Activity:** 7595 - SERVING SRS-TRANSITIONAL HOUSING-22

**Status:** Open  
**Location:** 525 14th St Ste 200 San Diego, CA 92101-7556

**Objective:** Create suitable living environments  
**Outcome:** Availability/accessibility  
**Matrix Code:** Operating Costs of Homeless/AIDS Patients Programs (03T)

**National Objective:** LMC

**Activity to prevent, prepare for, and respond to Coronavirus:** No

**Initial Funding Date:** 01/26/2022

**Description:**

Sustains a transitional housing program for homeless seniors by funding four transitional housing units.

**Financing**

	Fund Type	Grant Year	Grant	Funded Amount	Drawn In Program Year	Drawn Thru Program Year
CDBG	EN	2017	B17MC060542	\$41,007.65	\$1,028.41	\$40,631.80
	PI			\$8,992.35	\$0.00	\$8,992.35
<b>Total</b>	<b>Total</b>			<b>\$50,000.00</b>	<b>\$1,028.41</b>	<b>\$49,624.15</b>

**Proposed Accomplishments**

People (General) : 60

**Actual Accomplishments**

*Number assisted:*

	Owner		Renter		Total		Person	
	Total	Hispanic	Total	Hispanic	Total	Hispanic	Total	Hispanic
White:	0	0	0	0	0	0	25	5
Black/African American:	0	0	0	0	0	0	25	1
Asian:	0	0	0	0	0	0	1	1
American Indian/Alaskan Native:	0	0	0	0	0	0	0	0
Native Hawaiian/Other Pacific Islander:	0	0	0	0	0	0	0	0
American Indian/Alaskan Native & White:	0	0	0	0	0	0	0	0
Asian White:	0	0	0	0	0	0	0	0
Black/African American & White:	0	0	0	0	0	0	0	0
American Indian/Alaskan Native & Black/African American:	0	0	0	0	0	0	0	0
Other multi-racial:	0	0	0	0	0	0	3	0
Asian/Pacific Islander:	0	0	0	0	0	0	0	0
Hispanic:	0	0	0	0	0	0	0	0



U.S. Department of Housing and Urban Development  
Office of Community Planning and Development  
Integrated Disbursement and Information System  
CDBG Activity Summary Report (GPR) for Program Year 2022  
SAN DIEGO

Date: 22-Sep-2023  
Time: 20:55  
Page: 155

**Total:** 0 0 0 0 0 0 54 7

Female-headed Households: 0 0 0 0

*Income Category:*

	Owner	Renter	Total	Person
Extremely Low	0	0	0	54
Low Mod	0	0	0	0
Moderate	0	0	0	0
Non Low Moderate	0	0	0	0
Total	0	0	0	54
Percent Low/Mod				100.0%

**Annual Accomplishments**

Years	Accomplishment Narrative	# Benefitting
2021	For first 6 months of fiscal year 2022 (july-december), 54 clients have been assisted.	



U.S. Department of Housing and Urban Development  
Office of Community Planning and Development  
Integrated Disbursement and Information System  
CDBG Activity Summary Report (GPR) for Program Year 2022  
SAN DIEGO

Date: 22-Sep-2023  
Time: 20:55  
Page: 156

<b>PGM Year:</b>	2021				
<b>Project:</b>	0007 - Nonprofit Facility Improvements				
<b>IDIS Activity:</b>	7596 - CATHOLIC CHARITIES-MISSION GORGE IMPROVE-22				
<b>Status:</b>	Open	<b>Objective:</b>	Create suitable living environments		
<b>Location:</b>	4575 Mission Gorge Pl San Diego, CA 92120-4106	<b>Outcome:</b>	Availability/accessibility		
		<b>Matrix Code:</b>	Homeless Facilities (not operating costs) (03C)	<b>National Objective:</b>	LMC

**Activity to prevent, prepare for, and respond to Coronavirus:** No

**Initial Funding Date:** 07/21/2022

**Description:**

Funds capital improvements to the Mission Gorge facility where Catholic Charities operates and provides public services.

**Financing**

	Fund Type	Grant Year	Grant	Funded Amount	Drawn In Program Year	Drawn Thru Program Year
CDBG	PI			\$250,329.00	\$0.00	\$0.00
<b>Total</b>	<b>Total</b>			<b>\$250,329.00</b>	<b>\$0.00</b>	<b>\$0.00</b>

**Proposed Accomplishments**

Public Facilities : 1

**Actual Accomplishments**

*Number assisted:*

	<b>Owner</b>		<b>Renter</b>		<b>Total</b>		<b>Person</b>	
	Total	Hispanic	Total	Hispanic	Total	Hispanic	Total	Hispanic
White:	0	0	0	0	0	0		0
Black/African American:	0	0	0	0	0	0	0	0
Asian:	0	0	0	0	0	0	0	0
American Indian/Alaskan Native:	0	0	0	0	0	0	0	0
Native Hawaiian/Other Pacific Islander:	0	0	0	0	0	0	0	0
American Indian/Alaskan Native & White:	0	0	0	0	0	0	0	0
Asian White:	0	0	0	0	0	0	0	0
Black/African American & White:	0	0	0	0	0	0	0	0
American Indian/Alaskan Native & Black/African American:	0	0	0	0	0	0	0	0
Other multi-racial:	0	0	0	0	0	0	0	0
Asian/Pacific Islander:	0	0	0	0	0	0	0	0
Hispanic:	0	0	0	0	0	0	0	0
<b>Total:</b>	<b>0</b>	<b>0</b>	<b>0</b>	<b>0</b>	<b>0</b>	<b>0</b>	<b>0</b>	<b>0</b>





U.S. Department of Housing and Urban Development  
Office of Community Planning and Development  
Integrated Disbursement and Information System  
CDBG Activity Summary Report (GPR) for Program Year 2022  
SAN DIEGO

Date: 22-Sep-2023  
Time: 20:55  
Page: 157

Female-headed Households: 0 0 0

*Income Category:*

	Owner	Renter	Total	Person
Extremely Low	0	0	0	0
Low Mod	0	0	0	0
Moderate	0	0	0	0
Non Low Moderate	0	0	0	0
Total	0	0	0	0

Percent Low/Mod

**Annual Accomplishments**

No data returned for this view. This might be because the applied filter excludes all data.



U.S. Department of Housing and Urban Development  
Office of Community Planning and Development  
Integrated Disbursement and Information System  
CDBG Activity Summary Report (GPR) for Program Year 2022  
SAN DIEGO

Date: 22-Sep-2023  
Time: 20:55  
Page: 158

<b>PGM Year:</b>	2021		
<b>Project:</b>	0007 - Nonprofit Facility Improvements		
<b>IDIS Activity:</b>	7597 - FHC SD-CITY HEIGHTS SOLAR-22		
<b>Status:</b>	Completed 9/15/2023 12:00:00 AM	<b>Objective:</b>	Create suitable living environments
<b>Location:</b>	5454 El Cajon Blvd San Diego, CA 92115-3621	<b>Outcome:</b>	Sustainability
		<b>Matrix Code:</b>	Health Facilities (03P)
		<b>National Objective:</b>	LMC

**Activity to prevent, prepare for, and respond to Coronavirus:** No

**Initial Funding Date:** 01/27/2022

**Description:**

Installs solar panels on the roof and parking lot of one of the Family Health Centers of San Diego's largest clinics.

**Financing**

	Fund Type	Grant Year	Grant	Funded Amount	Drawn In Program Year	Drawn Thru Program Year
CDBG	EN	2019	B19MC060542	\$278,655.49	\$49,138.92	\$49,652.42
<b>Total</b>	<b>Total</b>			<b>\$278,655.49</b>	<b>\$49,138.92</b>	<b>\$49,652.42</b>

**Proposed Accomplishments**

Public Facilities : 1

**Actual Accomplishments**

*Number assisted:*

	<b>Owner</b>		<b>Renter</b>		<b>Total</b>		<b>Person</b>	
	Total	Hispanic	Total	Hispanic	Total	Hispanic	Total	Hispanic
White:	0	0	0	0	0	0	5,525	3,423
Black/African American:	0	0	0	0	0	0	1,797	73
Asian:	0	0	0	0	0	0	582	10
American Indian/Alaskan Native:	0	0	0	0	0	0	52	19
Native Hawaiian/Other Pacific Islander:	0	0	0	0	0	0	67	4
American Indian/Alaskan Native & White:	0	0	0	0	0	0	0	0
Asian White:	0	0	0	0	0	0	0	0
Black/African American & White:	0	0	0	0	0	0	0	0
American Indian/Alaskan Native & Black/African American:	0	0	0	0	0	0	0	0
Other multi-racial:	0	0	0	0	0	0	2,023	1,106
Asian/Pacific Islander:	0	0	0	0	0	0	0	0
Hispanic:	0	0	0	0	0	0	0	0
<b>Total:</b>	<b>0</b>	<b>0</b>	<b>0</b>	<b>0</b>	<b>0</b>	<b>0</b>	<b>10,046</b>	<b>4,635</b>



U.S. Department of Housing and Urban Development  
Office of Community Planning and Development  
Integrated Disbursement and Information System  
CDBG Activity Summary Report (GPR) for Program Year 2022  
SAN DIEGO

Date: 22-Sep-2023  
Time: 20:55  
Page: 159

Female-headed Households: 0 0 0

*Income Category:*

	Owner	Renter	Total	Person
Extremely Low	0	0	0	9,407
Low Mod	0	0	0	473
Moderate	0	0	0	83
Non Low Moderate	0	0	0	83
Total	0	0	0	10,046
Percent Low/Mod				99.2%

**Annual Accomplishments**

Years	Accomplishment Narrative	# Benefitting
2021	<p>The City Heights Family Health Center Solar Panels installation proceeded throughout FY 2022. During this reporting period, Family Health Centers of San Diego (FHCSO) and the City of San Diego finalized and executed the contract. In the early stages of implementation, FHCSO held Kick-off meetings and calls with all stakeholders including City of San Diego officials to discuss all aspects of the work scope. Moreover, FHCSO developed and published a public advertisement plan and an Invitation for Bid (IFB) that was reviewed and approved by the City of San Diego Program Manager. Due to qualifying requirements, the IFB deadline was pushed a few weeks. Consequently, FHCSO finalized the bidding process and awarded the subcontract to Cal Solar. During the following months, FHCSO worked with Cal Solar to complete and submit all outstanding documents before the Notice to Proceed (NTP) can be issued. Additionally, an electrical subcontractor was disqualified, and Cal Solar was in the process to identify a replacement.</p> <p>FHCSO continues collaborating with stakeholders towards getting the construction phase started by maintaining the facilitation of pre-construction meetings and working with the City of San Diego to approve and issue required permits and NTP. Additionally, FHCSO is monitoring Cal Solar's progress with submitting required outstanding documents and selecting a qualified electrical sub-contractor. FHCSO anticipates about 2-month of construction time upon resolving all outstanding action items and issuance of NTP.</p>	



U.S. Department of Housing and Urban Development  
Office of Community Planning and Development  
Integrated Disbursement and Information System  
CDBG Activity Summary Report (GPR) for Program Year 2022  
SAN DIEGO

Date: 22-Sep-2023  
Time: 20:55  
Page: 160

**PGM Year:** 2021  
**Project:** 0007 - Nonprofit Facility Improvements  
**IDIS Activity:** 7598 - JEWISH FAMILY SERICE-ADA RESTROOMS-22

**Status:** Open  
**Location:** 8788 Balboa Ave San Diego, CA 92123-6504

**Objective:** Create suitable living environments  
**Outcome:** Availability/accessibility  
**Matrix Code:** Other Public Improvements Not Listed in 03A-03S (03Z)  
**National Objective:** LMC

**Activity to prevent, prepare for, and respond to Coronavirus:** No

**Initial Funding Date:** 07/21/2022

**Description:**  
Funds the construction of two ADA facilities that will include restrooms, showers, and sinks, and be accessible for participating in JFS's Safe Parking Program.

**Financing**

	Fund Type	Grant Year	Grant	Funded Amount	Drawn In Program Year	Drawn Thru Program Year
CDBG	PI			\$211,430.00	\$0.00	\$0.00
<b>Total</b>	<b>Total</b>			<b>\$211,430.00</b>	<b>\$0.00</b>	<b>\$0.00</b>

**Proposed Accomplishments**

Public Facilities : 1

**Actual Accomplishments**

*Number assisted:*

	Owner		Renter		Total		Person	
	Total	Hispanic	Total	Hispanic	Total	Hispanic	Total	Hispanic
White:	0	0	0	0	0	0		0
Black/African American:	0	0	0	0	0	0	0	0
Asian:	0	0	0	0	0	0	0	0
American Indian/Alaskan Native:	0	0	0	0	0	0	0	0
Native Hawaiian/Other Pacific Islander:	0	0	0	0	0	0	0	0
American Indian/Alaskan Native & White:	0	0	0	0	0	0	0	0
Asian White:	0	0	0	0	0	0	0	0
Black/African American & White:	0	0	0	0	0	0	0	0
American Indian/Alaskan Native & Black/African American:	0	0	0	0	0	0	0	0
Other multi-racial:	0	0	0	0	0	0	0	0
Asian/Pacific Islander:	0	0	0	0	0	0	0	0
Hispanic:	0	0	0	0	0	0	0	0
<b>Total:</b>	<b>0</b>	<b>0</b>	<b>0</b>	<b>0</b>	<b>0</b>	<b>0</b>	<b>0</b>	<b>0</b>



U.S. Department of Housing and Urban Development  
Office of Community Planning and Development  
Integrated Disbursement and Information System  
CDBG Activity Summary Report (GPR) for Program Year 2022  
SAN DIEGO

Date: 22-Sep-2023

Time: 20:55

Page: 161

Female-headed Households: 0 0 0

*Income Category:*

	Owner	Renter	Total	Person
Extremely Low	0	0	0	0
Low Mod	0	0	0	0
Moderate	0	0	0	0
Non Low Moderate	0	0	0	0
Total	0	0	0	0

Percent Low/Mod

**Annual Accomplishments**

No data returned for this view. This might be because the applied filter excludes all data.



U.S. Department of Housing and Urban Development  
Office of Community Planning and Development  
Integrated Disbursement and Information System  
CDBG Activity Summary Report (GPR) for Program Year 2022  
SAN DIEGO

Date: 22-Sep-2023  
Time: 20:55  
Page: 162

**PGM Year:** 2021  
**Project:** 0007 - Nonprofit Facility Improvements  
**IDIS Activity:** 7599 - SERVING SRS-SR CTR FACILITY IMPROVE-22

**Status:** Completed 8/24/2023 12:00:00 AM  
**Location:** 1525 4th Ave San Diego, CA 92101-3107

**Objective:** Create suitable living environments  
**Outcome:** Availability/accessibility  
**Matrix Code:** Senior Centers (03A)

**National Objective:** LMC

**Activity to prevent, prepare for, and respond to Coronavirus:** No

**Initial Funding Date:** 03/10/2022

**Description:**

Funds roofing repairs and flooring replacements at the Serving Seniors flagship service location.

**Financing**

	Fund Type	Grant Year	Grant	Funded Amount	Drawn In Program Year	Drawn Thru Program Year
CDBG	EN	2019	B19MC060542	\$8,620.00	\$0.00	\$8,620.00
	PI			\$241,785.62	\$0.00	\$241,785.62
<b>Total</b>	<b>Total</b>			<b>\$250,405.62</b>	<b>\$0.00</b>	<b>\$250,405.62</b>

**Proposed Accomplishments**

Public Facilities : 1

**Actual Accomplishments**

*Number assisted:*

	Owner		Renter		Total		Person	
	Total	Hispanic	Total	Hispanic	Total	Hispanic	Total	Hispanic
White:	0	0	0	0	0	0	125	14
Black/African American:	0	0	0	0	0	0	38	0
Asian:	0	0	0	0	0	0	31	0
American Indian/Alaskan Native:	0	0	0	0	0	0	4	1
Native Hawaiian/Other Pacific Islander:	0	0	0	0	0	0	7	0
American Indian/Alaskan Native & White:	0	0	0	0	0	0	0	0
Asian White:	0	0	0	0	0	0	0	0
Black/African American & White:	0	0	0	0	0	0	0	0
American Indian/Alaskan Native & Black/African American:	0	0	0	0	0	0	1	0
Other multi-racial:	0	0	0	0	0	0	44	15
Asian/Pacific Islander:	0	0	0	0	0	0	0	0
Hispanic:	0	0	0	0	0	0	0	0



U.S. Department of Housing and Urban Development  
Office of Community Planning and Development  
Integrated Disbursement and Information System  
CDBG Activity Summary Report (GPR) for Program Year 2022  
SAN DIEGO

Date: 22-Sep-2023  
Time: 20:55  
Page: 163

<b>Total:</b>	<b>0</b>	<b>0</b>	<b>0</b>	<b>0</b>	<b>0</b>	<b>0</b>	<b>250</b>	<b>30</b>
---------------	----------	----------	----------	----------	----------	----------	------------	-----------

Female-headed Households:	0		0		0			
---------------------------	---	--	---	--	---	--	--	--

*Income Category:*

	<b>Owner</b>	<b>Renter</b>	<b>Total</b>	<b>Person</b>
Extremely Low	0	0	0	233
Low Mod	0	0	0	15
Moderate	0	0	0	2
Non Low Moderate	0	0	0	0
Total	0	0	0	250
Percent Low/Mod				100.0%

**Annual Accomplishments**

<b>Years</b>	<b>Accomplishment Narrative</b>	<b># Benefitting</b>
2021	Between March 2022 and July 2023, Serving Seniors worked with San Diego Remodeling to replace flooring at the Gary and Mary West Senior Wellness Center and to replace the roof. At the time, the building was over ten years old and the roof needed to be repaired and flooring replaced to prevent tripping hazards. The roof repairs will help sustain services and prevent closures due to leaks.	



U.S. Department of Housing and Urban Development  
Office of Community Planning and Development  
Integrated Disbursement and Information System  
CDBG Activity Summary Report (GPR) for Program Year 2022  
SAN DIEGO

Date: 22-Sep-2023  
Time: 20:55  
Page: 164

**PGM Year:** 2021  
**Project:** 0007 - Nonprofit Facility Improvements  
**IDIS Activity:** 7600 - URBAN CORPS OF SD-HVAC IMPROVE-22

**Status:** Open  
**Location:** 3127 Jefferson St San Diego, CA 92110-4422

**Objective:** Create suitable living environments  
**Outcome:** Availability/accessibility  
**Matrix Code:** Neighborhood Facilities (03E)

**National Objective:** LMC

**Activity to prevent, prepare for, and respond to Coronavirus:** No

**Initial Funding Date:** 07/07/2022

**Description:**

Funds the replacement of 14 HVAC units in the tree buildings that make up the main campus.

**Financing**

	Fund Type	Grant Year	Grant	Funded Amount	Drawn In Program Year	Drawn Thru Program Year
CDBG	PI			\$387,845.80	\$0.00	\$461.50
<b>Total</b>	<b>Total</b>			<b>\$387,845.80</b>	<b>\$0.00</b>	<b>\$461.50</b>

**Proposed Accomplishments**

Public Facilities : 1

**Actual Accomplishments**

*Number assisted:*

	Owner		Renter		Total		Person	
	Total	Hispanic	Total	Hispanic	Total	Hispanic	Total	Hispanic
White:	0	0	0	0	0	0		0
Black/African American:	0	0	0	0	0	0	0	0
Asian:	0	0	0	0	0	0	0	0
American Indian/Alaskan Native:	0	0	0	0	0	0	0	0
Native Hawaiian/Other Pacific Islander:	0	0	0	0	0	0	0	0
American Indian/Alaskan Native & White:	0	0	0	0	0	0	0	0
Asian White:	0	0	0	0	0	0	0	0
Black/African American & White:	0	0	0	0	0	0	0	0
American Indian/Alaskan Native & Black/African American:	0	0	0	0	0	0	0	0
Other multi-racial:	0	0	0	0	0	0	0	0
Asian/Pacific Islander:	0	0	0	0	0	0	0	0
Hispanic:	0	0	0	0	0	0	0	0
<b>Total:</b>	<b>0</b>	<b>0</b>	<b>0</b>	<b>0</b>	<b>0</b>	<b>0</b>	<b>0</b>	<b>0</b>





U.S. Department of Housing and Urban Development  
Office of Community Planning and Development  
Integrated Disbursement and Information System  
CDBG Activity Summary Report (GPR) for Program Year 2022  
SAN DIEGO

Date: 22-Sep-2023  
Time: 20:55  
Page: 165

Female-headed Households: 0 0 0

*Income Category:*

	Owner	Renter	Total	Person
Extremely Low	0	0	0	0
Low Mod	0	0	0	0
Moderate	0	0	0	0
Non Low Moderate	0	0	0	0
Total	0	0	0	0

Percent Low/Mod

**Annual Accomplishments**

No data returned for this view. This might be because the applied filter excludes all data.



U.S. Department of Housing and Urban Development  
Office of Community Planning and Development  
Integrated Disbursement and Information System  
CDBG Activity Summary Report (GPR) for Program Year 2022  
SAN DIEGO

Date: 22-Sep-2023  
Time: 20:55  
Page: 166

**PGM Year:** 2021  
**Project:** 0004 - Economic Development  
**IDIS Activity:** 7601 - HORN OF AFRICA-SD MICROENTERPRISE-22

**Status:** Completed 8/14/2023 12:00:00 AM  
**Location:** 5296 University Ave Ste F San Diego, CA 92105-2269

**Objective:** Create economic opportunities  
**Outcome:** Availability/accessibility  
**Matrix Code:** Micro-Enterprise Assistance (18C)

**National Objective:** LMCMC

**Activity to prevent, prepare for, and respond to Coronavirus:** No

**Initial Funding Date:** 01/26/2022

**Description:**

Provides training for immigrants and refugees to gain state certification as in-home childcare providers.

**Financing**

	Fund Type	Grant Year	Grant	Funded Amount	Drawn In Program Year	Drawn Thru Program Year
CDBG	EN	2018	B18MC060542	\$149,690.82	\$0.00	\$149,690.82
	PI			\$46,626.18	\$0.00	\$46,626.18
<b>Total</b>	<b>Total</b>			<b>\$196,317.00</b>	<b>\$0.00</b>	<b>\$196,317.00</b>

**Proposed Accomplishments**

Businesses : 30

**Actual Accomplishments**

*Number assisted:*

	Owner		Renter		Total		Person	
	Total	Hispanic	Total	Hispanic	Total	Hispanic	Total	Hispanic
White:	0	0	0	0	0	0	9	0
Black/African American:	0	0	0	0	0	0	52	0
Asian:	0	0	0	0	0	0	0	0
American Indian/Alaskan Native:	0	0	0	0	0	0	0	0
Native Hawaiian/Other Pacific Islander:	0	0	0	0	0	0	0	0
American Indian/Alaskan Native & White:	0	0	0	0	0	0	0	0
Asian White:	0	0	0	0	0	0	0	0
Black/African American & White:	0	0	0	0	0	0	0	0
American Indian/Alaskan Native & Black/African American:	0	0	0	0	0	0	0	0
Other multi-racial:	0	0	0	0	0	0	0	0
Asian/Pacific Islander:	0	0	0	0	0	0	0	0
Hispanic:	0	0	0	0	0	0	0	0



U.S. Department of Housing and Urban Development  
Office of Community Planning and Development  
Integrated Disbursement and Information System  
CDBG Activity Summary Report (GPR) for Program Year 2022  
SAN DIEGO

Date: 22-Sep-2023  
Time: 20:55  
Page: 167

**Total:** 0 0 0 0 0 0 61 0

Female-headed Households: 0 0 0

*Income Category:*

	Owner	Renter	Total	Person
Extremely Low	0	0	0	35
Low Mod	0	0	0	19
Moderate	0	0	0	7
Non Low Moderate	0	0	0	0
Total	0	0	0	61
Percent Low/Mod				100.0%

**Annual Accomplishments**

Years	Accomplishment Narrative	# Benefitting
2021	The San Diego Microenterprise Program started on July 1, 2021 and has enrolled 61 unduplicated clients. 55 of these clients were women. 12 Micro-Enterprise training sessions were conducted for groups. Of the 61 clients, 61 completed the training. The Completion of this training results in licensure and certification that establishes participants as qualified professionals and licensed business owner/operators. The San Diego Microenterprise Project staff delivers services and helps participants navigate through this demanding process. A total of 399 one on one TA for the fiscal year were offered. The Microenterprise Project was offered at no cost to participants. All participants were also provided with direct access to Horn of Africa Community's additional services at no cost. A total of 14 new or expanded businesses were established. All participants met the HUD income guidelines provided by the City of San Diego. Of the 14 of the businesses created 11 were minority owned and 12 women owned. The biggest challenge the program faced has been Covid-19. After Covid-19 hit, operations were suspended and staff worked from home until late August, then clients were assisted through appointments only. The State of California, which issues these licenses are also impacted as they have closed their offices which did orientations and scheduled home inspections. As a result, the 14 businesses created under these circumstances has really been a success when the original goal was 30 businesses created or expanded.	



U.S. Department of Housing and Urban Development  
Office of Community Planning and Development  
Integrated Disbursement and Information System  
CDBG Activity Summary Report (GPR) for Program Year 2022  
SAN DIEGO

Date: 22-Sep-2023  
Time: 20:55  
Page: 168

<b>PGM Year:</b>	2021		
<b>Project:</b>	0004 - Economic Development		
<b>IDIS Activity:</b>	7602 - KAREN ORG-REFUGEE MICROENTERPRISE SUPPORT-22		
<b>Status:</b>	Completed 8/14/2023 12:00:00 AM	<b>Objective:</b>	Create economic opportunities
<b>Location:</b>	5354 University Ave San Diego, CA 92105-2204	<b>Outcome:</b>	Availability/accessibility
		<b>Matrix Code:</b>	Micro-Enterprise Assistance (18C)
		<b>National Objective:</b>	LMCMC

**Activity to prevent, prepare for, and respond to Coronavirus:** No

**Initial Funding Date:** 01/26/2022

**Description:**

Provides case management, employment services, support groups, and community education to create a support system that assists refugees from Burma reach self-sufficiency.

**Financing**

	Fund Type	Grant Year	Grant	Funded Amount	Drawn In Program Year	Drawn Thru Program Year
CDBG	EN	2018	B18MC060542	\$41,937.40	\$0.00	\$41,937.40
	PI			\$26,912.11	\$0.00	\$26,912.11
<b>Total</b>	<b>Total</b>			<b>\$68,849.51</b>	<b>\$0.00</b>	<b>\$68,849.51</b>

**Proposed Accomplishments**

Businesses : 8

**Actual Accomplishments**

*Number assisted:*

	<b>Owner</b>		<b>Renter</b>		<b>Total</b>		<b>Person</b>	
	Total	Hispanic	Total	Hispanic	Total	Hispanic	Total	Hispanic
White:	0	0	0	0	0	0		0
Black/African American:	0	0	0	0	0	0	0	0
Asian:	0	0	0	0	0	0	12	0
American Indian/Alaskan Native:	0	0	0	0	0	0	0	0
Native Hawaiian/Other Pacific Islander:	0	0	0	0	0	0	0	0
American Indian/Alaskan Native & White:	0	0	0	0	0	0	0	0
Asian White:	0	0	0	0	0	0	0	0
Black/African American & White:	0	0	0	0	0	0	0	0
American Indian/Alaskan Native & Black/African American:	0	0	0	0	0	0	0	0
Other multi-racial:	0	0	0	0	0	0	0	0
Asian/Pacific Islander:	0	0	0	0	0	0	0	0
Hispanic:	0	0	0	0	0	0	0	0



U.S. Department of Housing and Urban Development  
Office of Community Planning and Development  
Integrated Disbursement and Information System  
CDBG Activity Summary Report (GPR) for Program Year 2022  
SAN DIEGO

Date: 22-Sep-2023  
Time: 20:55  
Page: 169

**Total:** 0 0 0 0 0 0 12 0

Female-headed Households: 0 0 0

*Income Category:*

	Owner	Renter	Total	Person
Extremely Low	0	0	0	6
Low Mod	0	0	0	4
Moderate	0	0	0	2
Non Low Moderate	0	0	0	0
Total	0	0	0	12
Percent Low/Mod				100.0%

**Annual Accomplishments**

Years	Accomplishment Narrative	# Benefitting
2021	The main CDBG-paid activities include: (1) individual business counseling for new and expanded businesses owned by refugees/ former refugees from Burma, (2) pre-microenterprise and micro-enterprise workshops, and (3) microenterprise resource center. During the FY2022 project year, KOSD was able to serve 4 unduplicated small business owners through individual technical assistance. Also, 12 City of San Diego residents were able to receive individual business counseling and 36 residents attended KOSD's pre-microenterprise and microenterprise workshops offered virtually. KOSD offered 61 workshops and conducted 404 individual business counseling sessions. All services were provided in Karen and Burmese. Although we were not able to meet our original goal of serving 8 small businesses (expansion or new business), KOSD's CDBG staff members offered extensive amount of individual counseling sessions, and at least 3 of our current CDBG clients are almost ready to register for their business tax certificates in the City of San Diego. Some of the main services KOSD business counselors provided were: City of San Diego's Small Business Relief Grants, LISC (Local Initiatives Support Corporation)'s small business grant applications, Sales tax return assistance, business plans and budgeting, and COVID safety protocol. With our business counseling support, 4 businesses received City of San Diego's Small Business Relief grants, and 13 businesses got approved for LISC's small business support grant (SEED).	



U.S. Department of Housing and Urban Development  
Office of Community Planning and Development  
Integrated Disbursement and Information System  
CDBG Activity Summary Report (GPR) for Program Year 2022  
SAN DIEGO

Date: 22-Sep-2023  
Time: 20:55  
Page: 170

**PGM Year:** 2021  
**Project:** 0004 - Economic Development  
**IDIS Activity:** 7603 - LOGAN HEIGHTS CDC-LHCDC CDBG-22

**Status:** Open  
**Location:** 3040 Imperial Ave San Diego, CA 92102-4128

**Objective:** Create economic opportunities  
**Outcome:** Availability/accessibility  
**Matrix Code:** Micro-Enterprise Assistance (18C)

**National Objective:** LMCMC

**Activity to prevent, prepare for, and respond to Coronavirus:** No

**Initial Funding Date:** 01/27/2022

**Description:**  
Expands business options for residents, including homebased, micro-enterprise, or other approaches to earning income outside existing formal employment channels.

**Financing**

	Fund Type	Grant Year	Grant	Funded Amount	Drawn In Program Year	Drawn Thru Program Year
CDBG	EN	2019	B19MC060542	\$100,000.00	\$0.00	\$0.00
<b>Total</b>	<b>Total</b>			<b>\$100,000.00</b>	<b>\$0.00</b>	<b>\$0.00</b>

**Proposed Accomplishments**

Businesses : 30

**Actual Accomplishments**

*Number assisted:*

	Owner		Renter		Total		Person	
	Total	Hispanic	Total	Hispanic	Total	Hispanic	Total	Hispanic
White:	0	0	0	0	0	0	2	0
Black/African American:	0	0	0	0	0	0	8	0
Asian:	0	0	0	0	0	0	0	0
American Indian/Alaskan Native:	0	0	0	0	0	0	1	0
Native Hawaiian/Other Pacific Islander:	0	0	0	0	0	0	0	0
American Indian/Alaskan Native & White:	0	0	0	0	0	0	0	0
Asian White:	0	0	0	0	0	0	0	0
Black/African American & White:	0	0	0	0	0	0	0	0
American Indian/Alaskan Native & Black/African American:	0	0	0	0	0	0	0	0
Other multi-racial:	0	0	0	0	0	0	8	0
Asian/Pacific Islander:	0	0	0	0	0	0	0	0
Hispanic:	0	0	0	0	0	0	0	0
<b>Total:</b>	<b>0</b>	<b>0</b>	<b>0</b>	<b>0</b>	<b>0</b>	<b>0</b>	<b>19</b>	<b>0</b>



U.S. Department of Housing and Urban Development  
Office of Community Planning and Development  
Integrated Disbursement and Information System  
CDBG Activity Summary Report (GPR) for Program Year 2022  
SAN DIEGO

Date: 22-Sep-2023  
Time: 20:55  
Page: 171

Female-headed Households: 0 0 0

*Income Category:*

	Owner	Renter	Total	Person
Extremely Low	0	0	0	7
Low Mod	0	0	0	7
Moderate	0	0	0	5
Non Low Moderate	0	0	0	0
Total	0	0	0	19
Percent Low/Mod				100.0%

**Annual Accomplishments**

Years	Accomplishment Narrative	# Benefitting
2023	As of April 2023, the organization supported the establishment expansion of 19 businesses.	



U.S. Department of Housing and Urban Development  
Office of Community Planning and Development  
Integrated Disbursement and Information System  
CDBG Activity Summary Report (GPR) for Program Year 2022  
SAN DIEGO

Date: 22-Sep-2023  
Time: 20:55  
Page: 172

<b>PGM Year:</b>	2021		
<b>Project:</b>	0004 - Economic Development		
<b>IDIS Activity:</b>	7604 - MISSION EDGE-CITY SAIL-22		
<b>Status:</b>	Open	<b>Objective:</b>	Create suitable living environments
<b>Location:</b>	2820 Roosevelt Rd San Diego, CA 92106-6146	<b>Outcome:</b>	Availability/accessibility
		<b>Matrix Code:</b>	Micro-Enterprise Assistance (18C)
		<b>National Objective:</b>	LMCMC

**Activity to prevent, prepare for, and respond to Coronavirus:** No

**Initial Funding Date:** 01/26/2022

**Description:**

The City SAIL project will utilize technical assistance, mentorship sessions, and module workshops to assist LMI individuals within the City of San Diego to establish or expand their microenterprise.

**Financing**

	Fund Type	Grant Year	Grant	Funded Amount	Drawn In Program Year	Drawn Thru Program Year
CDBG	EN	2018	B18MC060542	\$140,098.22	\$0.00	\$127,043.39
	PI			\$53,296.78	\$0.00	\$53,296.78
<b>Total</b>	<b>Total</b>			<b>\$193,395.00</b>	<b>\$0.00</b>	<b>\$180,340.17</b>

**Proposed Accomplishments**

Businesses : 20

**Actual Accomplishments**

*Number assisted:*

	Owner		Renter		Total		Person	
	Total	Hispanic	Total	Hispanic	Total	Hispanic	Total	Hispanic
White:	0	0	0	0	0	0	12	2
Black/African American:	0	0	0	0	0	0	1	0
Asian:	0	0	0	0	0	0	3	0
American Indian/Alaskan Native:	0	0	0	0	0	0	0	0
Native Hawaiian/Other Pacific Islander:	0	0	0	0	0	0	3	2
American Indian/Alaskan Native & White:	0	0	0	0	0	0	0	0
Asian White:	0	0	0	0	0	0	1	0
Black/African American & White:	0	0	0	0	0	0	0	0
American Indian/Alaskan Native & Black/African American:	0	0	0	0	0	0	0	0
Other multi-racial:	0	0	0	0	0	0	0	0
Asian/Pacific Islander:	0	0	0	0	0	0	0	0





U.S. Department of Housing and Urban Development  
Office of Community Planning and Development  
Integrated Disbursement and Information System  
CDBG Activity Summary Report (GPR) for Program Year 2022  
SAN DIEGO

Date: 22-Sep-2023  
Time: 20:55  
Page: 173

Hispanic:	0	0	0	0	0	0	0	0
<b>Total:</b>	<b>0</b>	<b>0</b>	<b>0</b>	<b>0</b>	<b>0</b>	<b>0</b>	<b>20</b>	<b>4</b>
Female-headed Households:	0		0		0			
<i>Income Category:</i>								
	<b>Owner</b>	<b>Renter</b>	<b>Total</b>	<b>Person</b>				
Extremely Low	0	0	0	10				
Low Mod	0	0	0	4				
Moderate	0	0	0	6				
Non Low Moderate	0	0	0	0				
Total	0	0	0	20				
Percent Low/Mod	100.0%							

**Annual Accomplishments**

<b>Years</b>	<b>Accomplishment Narrative</b>	<b># Benefitting</b>
2021	During FY 2021-2022, there were two 12-week SAIL Accelerator Programs, one in the Fall of 2021, and the other in the Spring of 2022 for up to ten organizations (20 or more individuals at a time). There were five modules, designed to provide early-stage enterprises the tools, knowledge, and mentorship to start, fund, and grow their organizations. Each meeting lasted two hours. Results were 3 unduplicated businesses served in the Fall of 2021 and 11 unduplicated businesses in the Spring of 2022.	



U.S. Department of Housing and Urban Development  
Office of Community Planning and Development  
Integrated Disbursement and Information System  
CDBG Activity Summary Report (GPR) for Program Year 2022  
SAN DIEGO

Date: 22-Sep-2023  
Time: 20:55  
Page: 174

<b>PGM Year:</b>	2021		
<b>Project:</b>	0004 - Economic Development		
<b>IDIS Activity:</b>	7605 - SOMALI FAMILY SD-MICROENTERPRISE PROGRAM-22		
<b>Status:</b>	Open	<b>Objective:</b>	Create economic opportunities
<b>Location:</b>	5348 University Ave San Diego, CA 92105-8025	<b>Outcome:</b>	Availability/accessibility
		<b>Matrix Code:</b>	Micro-Enterprise Assistance (18C)
		<b>National Objective:</b>	LMCMC

**Activity to prevent, prepare for, and respond to Coronavirus:** No

**Initial Funding Date:** 01/26/2022

**Description:**

Provides LMI refugees and recent immigrants with technical assistance to establish or expand a micro-enterprise.

**Financing**

	Fund Type	Grant Year	Grant	Funded Amount	Drawn In Program Year	Drawn Thru Program Year
CDBG	EN	2019	B19MC060542	\$168,975.94	\$0.00	\$72,164.53
	PI			\$14,869.26	\$0.00	\$14,869.26
<b>Total</b>	<b>Total</b>			<b>\$183,845.20</b>	<b>\$0.00</b>	<b>\$87,033.79</b>

**Proposed Accomplishments**

Businesses : 40

**Actual Accomplishments**

*Number assisted:*

	<b>Owner</b>		<b>Renter</b>		<b>Total</b>		<b>Person</b>	
	Total	Hispanic	Total	Hispanic	Total	Hispanic	Total	Hispanic
White:	0	0	0	0	0	0		0
Black/African American:	0	0	0	0	0	0	0	0
Asian:	0	0	0	0	0	0	0	0
American Indian/Alaskan Native:	0	0	0	0	0	0	0	0
Native Hawaiian/Other Pacific Islander:	0	0	0	0	0	0	0	0
American Indian/Alaskan Native & White:	0	0	0	0	0	0	0	0
Asian White:	0	0	0	0	0	0	0	0
Black/African American & White:	0	0	0	0	0	0	0	0
American Indian/Alaskan Native & Black/African American:	0	0	0	0	0	0	0	0
Other multi-racial:	0	0	0	0	0	0	0	0
Asian/Pacific Islander:	0	0	0	0	0	0	0	0
Hispanic:	0	0	0	0	0	0	0	0



U.S. Department of Housing and Urban Development  
Office of Community Planning and Development  
Integrated Disbursement and Information System  
CDBG Activity Summary Report (GPR) for Program Year 2022  
SAN DIEGO

Date: 22-Sep-2023

Time: 20:55

Page: 175

<b>Total:</b>	<b>0</b>	<b>0</b>	<b>0</b>	<b>0</b>	<b>0</b>	<b>0</b>	<b>0</b>	<b>0</b>
---------------	----------	----------	----------	----------	----------	----------	----------	----------

Female-headed Households:	0		0		0			
---------------------------	---	--	---	--	---	--	--	--

*Income Category:*

	Owner	Renter	Total	Person
Extremely Low	0	0	0	0
Low Mod	0	0	0	0
Moderate	0	0	0	0
Non Low Moderate	0	0	0	0
Total	0	0	0	0

Percent Low/Mod

**Annual Accomplishments**

No data returned for this view. This might be because the applied filter excludes all data.



U.S. Department of Housing and Urban Development  
Office of Community Planning and Development  
Integrated Disbursement and Information System  
CDBG Activity Summary Report (GPR) for Program Year 2022  
SAN DIEGO

Date: 22-Sep-2023  
Time: 20:55  
Page: 176

<b>PGM Year:</b>	2021				
<b>Project:</b>	0003 - Community and Public Services				
<b>IDIS Activity:</b>	7606 - MAMA'S KITCHEN-HOME MEALS-22				
<b>Status:</b>	Open	<b>Objective:</b>	Create suitable living environments		
<b>Location:</b>	3960 Home Ave San Diego, CA 92105-5925	<b>Outcome:</b>	Availability/accessibility		
		<b>Matrix Code:</b>	Other Public Services Not Listed in 05A-05Y, 03T (05Z)	<b>National Objective:</b>	LMC

**Activity to prevent, prepare for, and respond to Coronavirus:** No

**Initial Funding Date:** 01/26/2022

**Description:**  
Provides 3 meals per day, for 365 days a year, to LMI residents who are in need of meals and nutrition support due to the debilitating effects of their critical illness.

	Fund Type	Grant Year	Grant	Funded Amount	Drawn In Program Year	Drawn Thru Program Year
CDBG	EN	2016	B16MC060542	\$37,020.64	\$0.00	\$37,020.64
	PI			\$12,979.36	\$0.00	\$12,979.36
<b>Total</b>	<b>Total</b>			<b>\$50,000.00</b>	<b>\$0.00</b>	<b>\$50,000.00</b>

**Proposed Accomplishments**

People (General) : 470

**Actual Accomplishments**

*Number assisted:*

	Owner		Renter		Total		Person	
	Total	Hispanic	Total	Hispanic	Total	Hispanic	Total	Hispanic
White:	0	0	0	0	0	0	282	95
Black/African American:	0	0	0	0	0	0	80	1
Asian:	0	0	0	0	0	0	51	0
American Indian/Alaskan Native:	0	0	0	0	0	0	6	5
Native Hawaiian/Other Pacific Islander:	0	0	0	0	0	0	2	0
American Indian/Alaskan Native & White:	0	0	0	0	0	0	1	1
Asian White:	0	0	0	0	0	0	4	0
Black/African American & White:	0	0	0	0	0	0	1	0
American Indian/Alaskan Native & Black/African American:	0	0	0	0	0	0	1	0
Other multi-racial:	0	0	0	0	0	0	42	34
Asian/Pacific Islander:	0	0	0	0	0	0	0	0
Hispanic:	0	0	0	0	0	0	0	0



U.S. Department of Housing and Urban Development  
Office of Community Planning and Development  
Integrated Disbursement and Information System  
CDBG Activity Summary Report (GPR) for Program Year 2022  
SAN DIEGO

Date: 22-Sep-2023  
Time: 20:55  
Page: 177

<b>Total:</b>	<b>0</b>	<b>0</b>	<b>0</b>	<b>0</b>	<b>0</b>	<b>0</b>	<b>470</b>	<b>136</b>
---------------	----------	----------	----------	----------	----------	----------	------------	------------

Female-headed Households:	0		0		0			
---------------------------	---	--	---	--	---	--	--	--

*Income Category:*

	<b>Owner</b>	<b>Renter</b>	<b>Total</b>	<b>Person</b>
Extremely Low	0	0	0	321
Low Mod	0	0	0	49
Moderate	0	0	0	28
Non Low Moderate	0	0	0	72
Total	0	0	0	470
Percent Low/Mod				84.7%

**Annual Accomplishments**

<b>Years</b>	<b>Accomplishment Narrative</b>	<b># Benefitting</b>
2021	In FY 2022, CDBG funds were used to purchased nutritious food for the home delivered meal program for San Diegans with critical illnesses. Mamas Kitchen Home Delivered Meal Service removes barriers that our clients face in accessing nutritious food that they need to avoid malnutrition, increase medication adherence, lower health care costs, and improve the quality of the lives. During the implementation period, a total of 470 San Diego residents were provided medically tailored meals	



U.S. Department of Housing and Urban Development  
Office of Community Planning and Development  
Integrated Disbursement and Information System  
CDBG Activity Summary Report (GPR) for Program Year 2022  
SAN DIEGO

Date: 22-Sep-2023  
Time: 20:55  
Page: 178

<b>PGM Year:</b>	2021		
<b>Project:</b>	0003 - Community and Public Services		
<b>IDIS Activity:</b>	7607 - MEALS-HOME DELIVERED-22		
<b>Status:</b>	Completed 8/14/2023 12:00:00 AM	<b>Objective:</b>	Create suitable living environments
<b>Location:</b>	2254 San Diego Ave San Diego, CA 92110-2944	<b>Outcome:</b>	Availability/accessibility
		<b>Matrix Code:</b>	Senior Services (05A)
		<b>National Objective:</b>	LMC

**Activity to prevent, prepare for, and respond to Coronavirus:** No

**Initial Funding Date:** 01/26/2022

**Description:**

Expands the \$1 Meal a Day Program and supports the continuation of services to Promise Zone LMI seniors through the regular meal program.

**Financing**

	Fund Type	Grant Year	Grant	Funded Amount	Drawn In Program Year	Drawn Thru Program Year
CDBG	EN	2018	B18MC060542	\$41,591.68	\$0.00	\$41,591.68
	PI			\$9,238.32	\$0.00	\$9,238.32
<b>Total</b>	<b>Total</b>			<b>\$50,830.00</b>	<b>\$0.00</b>	<b>\$50,830.00</b>

**Proposed Accomplishments**

People (General) : 200

**Actual Accomplishments**

*Number assisted:*

	Owner		Renter		Total		Person	
	Total	Hispanic	Total	Hispanic	Total	Hispanic	Total	Hispanic
White:	0	0	0	0	0	0	98	8
Black/African American:	0	0	0	0	0	0	54	1
Asian:	0	0	0	0	0	0	17	0
American Indian/Alaskan Native:	0	0	0	0	0	0	1	0
Native Hawaiian/Other Pacific Islander:	0	0	0	0	0	0	1	0
American Indian/Alaskan Native & White:	0	0	0	0	0	0	1	1
Asian White:	0	0	0	0	0	0	0	0
Black/African American & White:	0	0	0	0	0	0	2	0
American Indian/Alaskan Native & Black/African American:	0	0	0	0	0	0	0	0
Other multi-racial:	0	0	0	0	0	0	52	43
Asian/Pacific Islander:	0	0	0	0	0	0	0	0
Hispanic:	0	0	0	0	0	0	0	0



U.S. Department of Housing and Urban Development  
Office of Community Planning and Development  
Integrated Disbursement and Information System  
CDBG Activity Summary Report (GPR) for Program Year 2022  
SAN DIEGO

Date: 22-Sep-2023  
Time: 20:55  
Page: 179

**Total:** 0 0 0 0 0 0 226 53

Female-headed Households: 0 0 0 0

*Income Category:*

	Owner	Renter	Total	Person
Extremely Low	0	0	0	180
Low Mod	0	0	0	32
Moderate	0	0	0	13
Non Low Moderate	0	0	0	1
Total	0	0	0	226
Percent Low/Mod				99.6%

**Annual Accomplishments**

Years	Accomplishment Narrative	# Benefitting
2021	Meals on Wheels San Diego County (MOWSDC) provided 226 homebound seniors ages 62 and older residing in the Promise Zone and Opportunity Zone with home-delivered nutritious subsidized meals. Of those served, 22 clients were part of our Meal A Day Program. These clients were offered meal delivery every day, which consists of a dinner, milk, bread roll, and fruit for a suggested donation of \$1. The Meal a Day Program is to provide the community with access to Healthy Foods. In addition to meal delivery, MOWSDC provides clients with a "more than a meal" service model where staff and volunteers get to know the clients well through daily visits. This model addresses the threats of hunger and isolation	



U.S. Department of Housing and Urban Development  
Office of Community Planning and Development  
Integrated Disbursement and Information System  
CDBG Activity Summary Report (GPR) for Program Year 2022  
SAN DIEGO

Date: 22-Sep-2023  
Time: 20:55  
Page: 180

<b>PGM Year:</b>	2021		
<b>Project:</b>	0003 - Community and Public Services		
<b>IDIS Activity:</b>	7608 - MAAC-STEP CENTERS-22		
<b>Status:</b>	Completed 8/24/2023 12:00:00 AM	<b>Objective:</b>	Create suitable living environments
<b>Location:</b>	1355 Third Ave Chula Vista, CA 91911-4302	<b>Outcome:</b>	Availability/accessibility
		<b>Matrix Code:</b>	Employment Training (05H)
		<b>National Objective:</b>	LMC

**Activity to prevent, prepare for, and respond to Coronavirus:** No

**Initial Funding Date:** 02/10/2022

**Description:**

Supports the growth of service offerings at two Striving Towards Economic Prosperity (STEP) Centers located in the City of San Diego.

**Financing**

	Fund Type	Grant Year	Grant	Funded Amount	Drawn In Program Year	Drawn Thru Program Year
CDBG	EN	2019	B19MC060542	\$75,937.67	\$37,742.72	\$75,937.67
	PI			\$28,458.41	\$0.00	\$28,458.41
<b>Total</b>	<b>Total</b>			<b>\$104,396.08</b>	<b>\$37,742.72</b>	<b>\$104,396.08</b>

**Proposed Accomplishments**

People (General) : 150

**Actual Accomplishments**

*Number assisted:*

	<b>Owner</b>		<b>Renter</b>		<b>Total</b>		<b>Person</b>	
	Total	Hispanic	Total	Hispanic	Total	Hispanic	Total	Hispanic
White:	0	0	0	0	0	0	99	88
Black/African American:	0	0	0	0	0	0	22	1
Asian:	0	0	0	0	0	0	1	1
American Indian/Alaskan Native:	0	0	0	0	0	0	1	1
Native Hawaiian/Other Pacific Islander:	0	0	0	0	0	0	1	0
American Indian/Alaskan Native & White:	0	0	0	0	0	0	0	0
Asian White:	0	0	0	0	0	0	0	0
Black/African American & White:	0	0	0	0	0	0	0	0
American Indian/Alaskan Native & Black/African American:	0	0	0	0	0	0	0	0
Other multi-racial:	0	0	0	0	0	0	13	9
Asian/Pacific Islander:	0	0	0	0	0	0	0	0
Hispanic:	0	0	0	0	0	0	0	0





U.S. Department of Housing and Urban Development  
Office of Community Planning and Development  
Integrated Disbursement and Information System  
CDBG Activity Summary Report (GPR) for Program Year 2022  
SAN DIEGO

Date: 22-Sep-2023  
Time: 20:55  
Page: 181

**Total:** 0 0 0 0 0 0 137 100

Female-headed Households: 0 0 0

*Income Category:*

	Owner	Renter	Total	Person
Extremely Low	0	0	0	94
Low Mod	0	0	0	23
Moderate	0	0	0	16
Non Low Moderate	0	0	0	4
Total	0	0	0	137
Percent Low/Mod				97.1%

**Annual Accomplishments**

Years	Accomplishment Narrative	# Benefitting
2022	MAAC used the 1-year grant to enhance and expand services at community centers located in LMI neighborhoods. Clients received the following supports and services: emergency food assistance, assistance with applying for emergency rental assistance, assistance with applying for unemployment, assistance with applying for jobs, prioritized enrollment in MAAC's workforce development programs which provide tuition assistance, barrier grants, and wraparound supports, financial coaching, zero interest credit building loans, and clean vehicle financing and purchase assistance. All clients made gains in key areas of self-sufficiency as determined by Self-Sufficiency Assessment (an assessment tool developed by MAAC, based on research) results.	



U.S. Department of Housing and Urban Development  
Office of Community Planning and Development  
Integrated Disbursement and Information System  
CDBG Activity Summary Report (GPR) for Program Year 2022  
SAN DIEGO

Date: 22-Sep-2023  
Time: 20:55  
Page: 182

**PGM Year:** 2021  
**Project:** 0001 - CDBG Administration  
**IDIS Activity:** 7609 - HUD ADMINISTRATION-22

**Status:** Open  
**Location:** ,

**Objective:**  
**Outcome:**  
**Matrix Code:** General Program Administration (21A) **National Objective:**

**Activity to prevent, prepare for, and respond to Coronavirus:** No

**Initial Funding Date:** 01/10/2022

**Description:**

Provides interim housing and supportive services designed to help facilitate stabilization and exits to longer term or permanent housing for homeless single adults; fiscal year 2022

**Financing**

	Fund Type	Grant Year	Grant	Funded Amount	Drawn In Program Year	Drawn Thru Program Year
CDBG	EN	2021	B21MC060542	\$2,678,923.44	\$917,250.36	\$2,213,191.47
	PI			\$2,705,960.27	\$936,777.24	\$2,705,960.27
<b>Total</b>	<b>Total</b>			<b>\$5,384,883.71</b>	<b>\$1,854,027.60</b>	<b>\$4,919,151.74</b>

**Proposed Accomplishments**

**Actual Accomplishments**

*Number assisted:*

	<b>Owner</b>		<b>Renter</b>		<b>Total</b>		<b>Person</b>	
	Total	Hispanic	Total	Hispanic	Total	Hispanic	Total	Hispanic
White:					0	0		
Black/African American:					0	0		
Asian:					0	0		
American Indian/Alaskan Native:					0	0		
Native Hawaiian/Other Pacific Islander:					0	0		
American Indian/Alaskan Native & White:					0	0		
Asian White:					0	0		
Black/African American & White:					0	0		
American Indian/Alaskan Native & Black/African American:					0	0		
Other multi-racial:					0	0		
Asian/Pacific Islander:					0	0		
Hispanic:					0	0		
<b>Total:</b>	<b>0</b>	<b>0</b>	<b>0</b>	<b>0</b>	<b>0</b>	<b>0</b>	<b>0</b>	<b>0</b>



U.S. Department of Housing and Urban Development  
Office of Community Planning and Development  
Integrated Disbursement and Information System  
CDBG Activity Summary Report (GPR) for Program Year 2022  
SAN DIEGO

Date: 22-Sep-2023

Time: 20:55

Page: 183

Female-headed Households:

0

*Income Category:*

	Owner	Renter	Total	Person
Extremely Low			0	
Low Mod			0	
Moderate			0	
Non Low Moderate			0	
Total	0	0	0	0
Percent Low/Mod				

**Annual Accomplishments**

No data returned for this view. This might be because the applied filter excludes all data.



U.S. Department of Housing and Urban Development  
Office of Community Planning and Development  
Integrated Disbursement and Information System  
CDBG Activity Summary Report (GPR) for Program Year 2022  
SAN DIEGO

Date: 22-Sep-2023  
Time: 20:55  
Page: 184

**PGM Year:** 2021  
**Project:** 0004 - Economic Development  
**IDIS Activity:** 7610 - ACCESS-MICROENTERPRISE PROGRAM-22

**Status:** Completed 9/15/2023 12:00:00 AM  
**Location:** 2612 Daniel Ave San Diego, CA 92111-5802

**Objective:** Create economic opportunities  
**Outcome:** Availability/accessibility  
**Matrix Code:** Micro-Enterprise Assistance (18C)

**National Objective:** LMCMC

**Activity to prevent, prepare for, and respond to Coronavirus:** No

**Initial Funding Date:** 07/21/2022

**Description:**

Provides low-to-moderate income entrepreneurs with technical assistance.

**Financing**

	Fund Type	Grant Year	Grant	Funded Amount	Drawn In Program Year	Drawn Thru Program Year
CDBG	EN	2017	B17MC060542	\$133,772.38	\$133,772.38	\$133,772.38
		2018	B18MC060542	\$34,618.83	\$0.00	\$0.00
	PI			\$7,218.88	\$7,218.88	\$7,218.88
<b>Total</b>	<b>Total</b>			<b>\$175,610.09</b>	<b>\$140,991.26</b>	<b>\$140,991.26</b>

**Proposed Accomplishments**

Businesses : 60

**Actual Accomplishments**

*Number assisted:*

	Owner		Renter		Total		Person	
	Total	Hispanic	Total	Hispanic	Total	Hispanic	Total	Hispanic
White:	0	0	0	0	0	0	22	21
Black/African American:	0	0	0	0	0	0	7	3
Asian:	0	0	0	0	0	0	1	0
American Indian/Alaskan Native:	0	0	0	0	0	0	1	1
Native Hawaiian/Other Pacific Islander:	0	0	0	0	0	0	0	0
American Indian/Alaskan Native & White:	0	0	0	0	0	0	0	0
Asian White:	0	0	0	0	0	0	0	0
Black/African American & White:	0	0	0	0	0	0	0	0
American Indian/Alaskan Native & Black/African American:	0	0	0	0	0	0	1	0
Other multi-racial:	0	0	0	0	0	0	74	72
Asian/Pacific Islander:	0	0	0	0	0	0	0	0



U.S. Department of Housing and Urban Development  
Office of Community Planning and Development  
Integrated Disbursement and Information System  
CDBG Activity Summary Report (GPR) for Program Year 2022  
SAN DIEGO

Date: 22-Sep-2023  
Time: 20:55  
Page: 185

Hispanic:	0	0	0	0	0	0	0
<b>Total:</b>	<b>0</b>	<b>0</b>	<b>0</b>	<b>0</b>	<b>0</b>	<b>0</b>	<b>106</b>
Female-headed Households:	0		0		0		
<i>Income Category:</i>							
	<b>Owner</b>	<b>Renter</b>	<b>Total</b>	<b>Person</b>			
Extremely Low	0	0	0	63			
Low Mod	0	0	0	30			
Moderate	0	0	0	13			
Non Low Moderate	0	0	0	0			
Total	0	0	0	106			
Percent Low/Mod	100.0%						

**Annual Accomplishments**

<b>Years</b>	<b>Accomplishment Narrative</b>	<b># Benefitting</b>
2021	During Fiscal Year 2022, our Access Microenterprise Program conducted various activities to support small businesses. The ACCESS Microenterprise Program (AMP) supported 30 new established businesses and one expanding business. We provided workshops, grants, loans, and staff assistance to help our clients overcome barriers and succeed in their business endeavors. We will continue to work towards supporting small businesses in the LMI communities and promote their growth and retention in the future.	



U.S. Department of Housing and Urban Development  
Office of Community Planning and Development  
Integrated Disbursement and Information System  
CDBG Activity Summary Report (GPR) for Program Year 2022  
SAN DIEGO

Date: 22-Sep-2023  
Time: 20:55  
Page: 186

<b>PGM Year:</b>	2021		
<b>Project:</b>	0003 - Community and Public Services		
<b>IDIS Activity:</b>	7611 - CITY LIB-LIBRARY NEXT-22		
<b>Status:</b>	Open	<b>Objective:</b>	Create economic opportunities
<b>Location:</b>	330 Park Blvd San Diego, CA 92101-7416	<b>Outcome:</b>	Availability/accessibility
		<b>Matrix Code:</b>	Youth Services (05D)
		<b>National Objective:</b>	LMC

**Activity to prevent, prepare for, and respond to Coronavirus:** No

**Initial Funding Date:** 05/17/2022

**Description:**

Expand STEM educational opportunities in LMI communities for students.

**Financing**

	Fund Type	Grant Year	Grant	Funded Amount	Drawn In Program Year	Drawn Thru Program Year
CDBG	EN	2021	B21MC060542	\$147,060.94	\$30,109.17	\$123,429.93
	PI			\$51,670.06	\$0.00	\$51,670.06
<b>Total</b>	<b>Total</b>			<b>\$198,731.00</b>	<b>\$30,109.17</b>	<b>\$175,099.99</b>

**Proposed Accomplishments**

People (General) : 400

**Actual Accomplishments**

*Number assisted:*

	Owner		Renter		Total		Person	
	Total	Hispanic	Total	Hispanic	Total	Hispanic	Total	Hispanic
White:	0	0	0	0	0	0		0
Black/African American:	0	0	0	0	0	0	0	0
Asian:	0	0	0	0	0	0	0	0
American Indian/Alaskan Native:	0	0	0	0	0	0	0	0
Native Hawaiian/Other Pacific Islander:	0	0	0	0	0	0	0	0
American Indian/Alaskan Native & White:	0	0	0	0	0	0	0	0
Asian White:	0	0	0	0	0	0	0	0
Black/African American & White:	0	0	0	0	0	0	0	0
American Indian/Alaskan Native & Black/African American:	0	0	0	0	0	0	0	0
Other multi-racial:	0	0	0	0	0	0	0	0
Asian/Pacific Islander:	0	0	0	0	0	0	0	0
Hispanic:	0	0	0	0	0	0	0	0



U.S. Department of Housing and Urban Development  
Office of Community Planning and Development  
Integrated Disbursement and Information System  
CDBG Activity Summary Report (GPR) for Program Year 2022  
SAN DIEGO

Date: 22-Sep-2023  
Time: 20:55  
Page: 187

**Total:** 0 0 0 0 0 0 0 0

Female-headed Households: 0 0 0

Income Category:

	Owner	Renter	Total	Person
Extremely Low	0	0	0	0
Low Mod	0	0	0	0
Moderate	0	0	0	0
Non Low Moderate	0	0	0	0
Total	0	0	0	0
Percent Low/Mod				

Annual Accomplishments

No data returned for this view. This might be because the applied filter excludes all data.



U.S. Department of Housing and Urban Development  
Office of Community Planning and Development  
Integrated Disbursement and Information System  
CDBG Activity Summary Report (GPR) for Program Year 2022  
SAN DIEGO

Date: 22-Sep-2023  
Time: 20:55  
Page: 188

**PGM Year:** 2020  
**Project:** 0005 - PUBLIC INFRASTRUCTURE IMPROVEMENTS  
**IDIS Activity:** 7612 - CITY CIP-HOWARD AVE SIDEWALK-21

**Status:** Open  
**Location:** howard ave san diego, CA 92101

**Objective:** Create suitable living environments  
**Outcome:** Availability/accessibility  
**Matrix Code:** Sidewalks (03L)

**National Objective:** LMA

**Activity to prevent, prepare for, and respond to Coronavirus:** No

**Initial Funding Date:** 08/24/2021

**Description:**

Howard Ave Village Pine to Iris Ave sidewalk

**Financing**

	Fund Type	Grant Year	Grant	Funded Amount	Drawn In Program Year	Drawn Thru Program Year
CDBG	EN	2017	B17MC060542	\$25,285.04	\$25,285.04	\$25,285.04
		2018	B18MC060542	\$574,230.67	\$14,148.81	\$14,148.81
<b>Total</b>	<b>Total</b>			<b>\$599,515.71</b>	<b>\$39,433.85</b>	<b>\$39,433.85</b>

**Proposed Accomplishments**

Public Facilities : 1  
Total Population in Service Area: 4,940  
Census Tract Percent Low / Mod: 63.56

**Annual Accomplishments**

No data returned for this view. This might be because the applied filter excludes all data.





U.S. Department of Housing and Urban Development  
Office of Community Planning and Development  
Integrated Disbursement and Information System  
CDBG Activity Summary Report (GPR) for Program Year 2022  
SAN DIEGO

Date: 22-Sep-2023  
Time: 20:55  
Page: 189

**PGM Year:** 2020  
**Project:** 0005 - PUBLIC INFRASTRUCTURE IMPROVEMENTS  
**IDIS Activity:** 7613 - CITY CIP-TSW-WOODMAN ST SIDEWALK-21

**Status:** Open

**Location:** Woodman St San Diego, CA 92101

**Objective:** Create suitable living environments

**Outcome:** Availability/accessibility

**Matrix Code:** Sidewalks (03L)

**National Objective:** LMA

**Activity to prevent, prepare for, and respond to Coronavirus:** No

**Initial Funding Date:** 08/24/2021

**Description:**

woodman st-cielo drive to pagel place sidewalks; fy21 and fy22 funding

**Financing**

	Fund Type	Grant Year	Grant	Funded Amount	Drawn In Program Year	Drawn Thru Program Year
CDBG	EN	2020	B20MC060542	\$11,000.00	\$9,202.44	\$9,202.44
<b>Total</b>	<b>Total</b>			<b>\$11,000.00</b>	<b>\$9,202.44</b>	<b>\$9,202.44</b>

**Proposed Accomplishments**

Public Facilities : 1

Total Population in Service Area: 4,940

Census Tract Percent Low / Mod: 63.56

**Annual Accomplishments**

No data returned for this view. This might be because the applied filter excludes all data.



U.S. Department of Housing and Urban Development  
Office of Community Planning and Development  
Integrated Disbursement and Information System  
CDBG Activity Summary Report (GPR) for Program Year 2022  
SAN DIEGO

Date: 22-Sep-2023  
Time: 20:55  
Page: 190

<b>PGM Year:</b>	2020					
<b>Project:</b>	0005 - PUBLIC INFRASTRUCTURE IMPROVEMENTS					
<b>IDIS Activity:</b>	7614 - CITY CIP-COLLEGE AVE-MERIDIAN/JUDY MCCARTHY-21					
<b>Status:</b>	Open	<b>Objective:</b>	Create suitable living environments			
<b>Location:</b>	College Ave San Diego, CA 92101	<b>Outcome:</b>	Availability/accessibility			
		<b>Matrix Code:</b>	Sidewalks (03L)	<b>National Objective:</b>	LMA	

**Activity to prevent, prepare for, and respond to Coronavirus:** No

**Initial Funding Date:** 08/24/2021

**Description:**

New walkways-college ave-meridian to judy mcccarty way sidewalk, possible connection to 7466

**Financing**

	Fund Type	Grant Year	Grant	Funded Amount	Drawn In Program Year	Drawn Thru Program Year
CDBG	EN	2018	B18MC060542	\$900,000.00	\$0.00	\$0.00
<b>Total</b>	<b>Total</b>			<b>\$900,000.00</b>	<b>\$0.00</b>	<b>\$0.00</b>

**Proposed Accomplishments**

Public Facilities : 1

Total Population in Service Area: 4,940

Census Tract Percent Low / Mod: 63.56

**Annual Accomplishments**

No data returned for this view. This might be because the applied filter excludes all data.



U.S. Department of Housing and Urban Development  
Office of Community Planning and Development  
Integrated Disbursement and Information System  
CDBG Activity Summary Report (GPR) for Program Year 2022  
SAN DIEGO

Date: 22-Sep-2023  
Time: 20:55  
Page: 191

**PGM Year:** 2020  
**Project:** 0005 - PUBLIC INFRASTRUCTURE IMPROVEMENTS  
**IDIS Activity:** 7615 - CITY CIP-ELM AVE (14TH TO THERMAL) SDWK-21

**Status:** Open  
**Location:** Elm Ave San Diego, CA 92101

**Objective:** Create suitable living environments  
**Outcome:** Availability/accessibility  
**Matrix Code:** Sidewalks (03L)

**National Objective:** LMA

**Activity to prevent, prepare for, and respond to Coronavirus:** No

**Initial Funding Date:** 08/24/2021

**Description:**

New walkways-elm st sidewalk-14th st to thermal ave

**Financing**

	Fund Type	Grant Year	Grant	Funded Amount	Drawn In Program Year	Drawn Thru Program Year
CDBG	EN	2019	B19MC060542	\$92,422.49	\$0.00	\$0.00
	PI			\$157,577.51	\$0.00	\$0.00
<b>Total</b>	<b>Total</b>			<b>\$250,000.00</b>	<b>\$0.00</b>	<b>\$0.00</b>

**Proposed Accomplishments**

Public Facilities : 1  
Total Population in Service Area: 4,940  
Census Tract Percent Low / Mod: 63.56

**Annual Accomplishments**

No data returned for this view. This might be because the applied filter excludes all data.



U.S. Department of Housing and Urban Development  
Office of Community Planning and Development  
Integrated Disbursement and Information System  
CDBG Activity Summary Report (GPR) for Program Year 2022  
SAN DIEGO

Date: 22-Sep-2023  
Time: 20:55  
Page: 192

**PGM Year:** 2020  
**Project:** 0005 - PUBLIC INFRASTRUCTURE IMPROVEMENTS  
**IDIS Activity:** 7616 - CITY CIP-CLAY AVE MINI PARK-21

**Status:** Open  
**Location:** 3156 Clay Ave Suite 1400 San Diego, CA 92113-1425

**Objective:** Create suitable living environments

**Outcome:** Availability/accessibility

**Matrix Code:** Parks, Recreational Facilities (03F)

**National Objective:** LMA

**Activity to prevent, prepare for, and respond to Coronavirus:** No

**Initial Funding Date:** 08/19/2021

**Description:**

Parks and Rec project, Southeastern mini park improvements-clay ave; possible link to 7467

**Financing**

	Fund Type	Grant Year	Grant	Funded Amount	Drawn In Program Year	Drawn Thru Program Year
CDBG	EN	2020	B20MC060542	\$559,192.93	\$0.00	\$0.00
	PI			\$14,019.15	\$14,019.15	\$14,019.15
<b>Total</b>	<b>Total</b>			<b>\$573,212.08</b>	<b>\$14,019.15</b>	<b>\$14,019.15</b>

**Proposed Accomplishments**

Total Population in Service Area: 4,940

Census Tract Percent Low / Mod: 63.56

**Annual Accomplishments**

No data returned for this view. This might be because the applied filter excludes all data.



U.S. Department of Housing and Urban Development  
Office of Community Planning and Development  
Integrated Disbursement and Information System  
CDBG Activity Summary Report (GPR) for Program Year 2022  
SAN DIEGO

Date: 22-Sep-2023  
Time: 20:55  
Page: 193

**PGM Year:** 2021  
**Project:** 0003 - Community and Public Services  
**IDIS Activity:** 7617 - FAMILY HLTH CTR-SAFE POINT SD-22  
**Status:** Completed 8/21/2023 12:00:00 AM  
**Location:** 823 Gateway Center Way San Diego, CA 92102-4541

**Objective:** Create suitable living environments  
**Outcome:** Availability/accessibility  
**Matrix Code:** Substance Abuse Services (05F) **National Objective:** LMC

**Activity to prevent, prepare for, and respond to Coronavirus:** No

**Initial Funding Date:** 07/07/2022

**Description:**

Safe Point San Diego needle exchange program for fiscal year 2022

**Financing**

	Fund Type	Grant Year	Grant	Funded Amount	Drawn In Program Year	Drawn Thru Program Year
CDBG	EN	2018	B18MC060542	\$78,271.91	\$78,271.91	\$78,271.91
	PI			\$20,505.82	\$7,909.64	\$20,505.82
<b>Total</b>	<b>Total</b>			<b>\$98,777.73</b>	<b>\$86,181.55</b>	<b>\$98,777.73</b>

**Proposed Accomplishments**

People (General) : 2,069

**Actual Accomplishments**

*Number assisted:*

	Owner		Renter		Total		Person	
	Total	Hispanic	Total	Hispanic	Total	Hispanic	Total	Hispanic
White:	0	0	0	0	0	0	1,166	195
Black/African American:	0	0	0	0	0	0	166	15
Asian:	0	0	0	0	0	0	24	6
American Indian/Alaskan Native:	0	0	0	0	0	0	33	14
Native Hawaiian/Other Pacific Islander:	0	0	0	0	0	0	16	4
American Indian/Alaskan Native & White:	0	0	0	0	0	0	13	7
Asian White:	0	0	0	0	0	0	4	0
Black/African American & White:	0	0	0	0	0	0	10	0
American Indian/Alaskan Native & Black/African American:	0	0	0	0	0	0	33	19
Other multi-racial:	0	0	0	0	0	0	290	205
Asian/Pacific Islander:	0	0	0	0	0	0	0	0
Hispanic:	0	0	0	0	0	0	0	0



U.S. Department of Housing and Urban Development  
Office of Community Planning and Development  
Integrated Disbursement and Information System  
CDBG Activity Summary Report (GPR) for Program Year 2022  
SAN DIEGO

Date: 22-Sep-2023  
Time: 20:55  
Page: 194

**Total:** 0 0 0 0 0 0 1,755 465

Female-headed Households: 0 0 0 0

*Income Category:*

	Owner	Renter	Total	Person
Extremely Low	0	0	0	1,551
Low Mod	0	0	0	109
Moderate	0	0	0	51
Non Low Moderate	0	0	0	44
Total	0	0	0	1,755
Percent Low/Mod				97.5%

**Annual Accomplishments**

Years	Accomplishment Narrative	# Benefitting
2021	From 7/1/21 – 6/30/22, CDBG-funded SPSP services were provided to 1,755 unduplicated City of San Diego residents, completing 11,900 client visits. CDBG funding represents a significant portion of the program's overall operating budget, and as such, we report in parentheses the information about program activities that are directly attributable to CDBG funding. By the end of the reporting period, across the program, a total of 449,646 (86,929) used syringes had been collected and 443,400 (86,680) new syringes had been distributed. The program has consistently taken in more syringes than distributed each program year. During FY 2022 6,246 more syringes were taken in than distributed. Since the program's inception, SPSP has collected over 7,568,895 used syringes and has distributed just over 6,976,930 sterile syringes, a difference of 591,965. SPSP staff also provided 28,842 (5,368) referrals to various vital health and social services for PWID, and 4,654 (931) hygiene kits were distributed.	



U.S. Department of Housing and Urban Development  
Office of Community Planning and Development  
Integrated Disbursement and Information System  
CDBG Activity Summary Report (GPR) for Program Year 2022  
SAN DIEGO

Date: 22-Sep-2023  
Time: 20:55  
Page: 195

<b>PGM Year:</b>	2021
<b>Project:</b>	0001 - CDBG Administration
<b>IDIS Activity:</b>	7618 - FAIR HSG SERVICES-22
<b>Status:</b>	Completed 8/24/2023 12:00:00 AM
<b>Location:</b>	,
<b>Objective:</b>	
<b>Outcome:</b>	
<b>Matrix Code:</b>	Fair Housing Activities (subject to 20% Admin Cap) (21D)
<b>National Objective:</b>	

**Activity to prevent, prepare for, and respond to Coronavirus:** No

**Initial Funding Date:** 01/10/2022

**Description:**

Fair Housing services for fiscal year 2022

**Financing**

	Fund Type	Grant Year	Grant	Funded Amount	Drawn In Program Year	Drawn Thru Program Year
CDBG	EN	2021	B21MC060542	\$67,403.87	\$0.00	\$67,403.87
	PI			\$43,779.33	\$0.00	\$43,779.33
<b>Total</b>	<b>Total</b>			<b>\$111,183.20</b>	<b>\$0.00</b>	<b>\$111,183.20</b>

**Proposed Accomplishments**

**Actual Accomplishments**

*Number assisted:*

	Owner		Renter		Total		Person	
	Total	Hispanic	Total	Hispanic	Total	Hispanic	Total	Hispanic
White:					0	0		
Black/African American:					0	0		
Asian:					0	0		
American Indian/Alaskan Native:					0	0		
Native Hawaiian/Other Pacific Islander:					0	0		
American Indian/Alaskan Native & White:					0	0		
Asian White:					0	0		
Black/African American & White:					0	0		
American Indian/Alaskan Native & Black/African American:					0	0		
Other multi-racial:					0	0		
Asian/Pacific Islander:					0	0		
Hispanic:					0	0		
<b>Total:</b>	<b>0</b>	<b>0</b>	<b>0</b>	<b>0</b>	<b>0</b>	<b>0</b>	<b>0</b>	<b>0</b>



U.S. Department of Housing and Urban Development  
Office of Community Planning and Development  
Integrated Disbursement and Information System  
CDBG Activity Summary Report (GPR) for Program Year 2022  
SAN DIEGO

Date: 22-Sep-2023

Time: 20:55

Page: 196

Female-headed Households:

0

*Income Category:*

	Owner	Renter	Total	Person
Extremely Low			0	
Low Mod			0	
Moderate			0	
Non Low Moderate			0	
Total	0	0	0	0
Percent Low/Mod				

**Annual Accomplishments**

No data returned for this view. This might be because the applied filter excludes all data.





U.S. Department of Housing and Urban Development  
Office of Community Planning and Development  
Integrated Disbursement and Information System  
CDBG Activity Summary Report (GPR) for Program Year 2022  
SAN DIEGO

Date: 22-Sep-2023  
Time: 20:55  
Page: 197

**PGM Year:** 2021  
**Project:** 0008 - Homelessness  
**IDIS Activity:** 7619 - SD HSG COMM-DAY CENTER-22

**Status:** Completed 8/17/2023 12:00:00 AM  
**Location:** 299 17th St San Diego, CA 92101-7665

**Objective:** Create suitable living environments  
**Outcome:** Availability/accessibility  
**Matrix Code:** Operating Costs of Homeless/AIDS Patients Programs (03T)

**National Objective:** LMC

**Activity to prevent, prepare for, and respond to Coronavirus:** No

**Initial Funding Date:** 01/27/2022

**Description:**

Day Center costs for fiscal year 2022

**Financing**

	Fund Type	Grant Year	Grant	Funded Amount	Drawn In Program Year	Drawn Thru Program Year
CDBG	EN	2019	B19MC060542	\$227,365.47	\$2,220.61	\$227,365.47
	PI			\$307,719.95	\$0.00	\$307,719.95
<b>Total</b>	<b>Total</b>			<b>\$535,085.42</b>	<b>\$2,220.61</b>	<b>\$535,085.42</b>

**Proposed Accomplishments**

People (General) : 2,000

**Actual Accomplishments**

*Number assisted:*

	Owner		Renter		Total		Person	
	Total	Hispanic	Total	Hispanic	Total	Hispanic	Total	Hispanic
White:	0	0	0	0	0	0	3,803	1,514
Black/African American:	0	0	0	0	0	0	1,601	102
Asian:	0	0	0	0	0	0	94	3
American Indian/Alaskan Native:	0	0	0	0	0	0	162	76
Native Hawaiian/Other Pacific Islander:	0	0	0	0	0	0	71	19
American Indian/Alaskan Native & White:	0	0	0	0	0	0	50	21
Asian White:	0	0	0	0	0	0	16	2
Black/African American & White:	0	0	0	0	0	0	42	11
American Indian/Alaskan Native & Black/African American:	0	0	0	0	0	0	29	6
Other multi-racial:	0	0	0	0	0	0	65	22
Asian/Pacific Islander:	0	0	0	0	0	0	0	0
Hispanic:	0	0	0	0	0	0	0	0



U.S. Department of Housing and Urban Development  
Office of Community Planning and Development  
Integrated Disbursement and Information System  
CDBG Activity Summary Report (GPR) for Program Year 2022  
SAN DIEGO

Date: 22-Sep-2023  
Time: 20:55  
Page: 198

<b>Total:</b>	<b>0</b>	<b>0</b>	<b>0</b>	<b>0</b>	<b>0</b>	<b>0</b>	<b>5,933</b>	<b>1,776</b>
---------------	----------	----------	----------	----------	----------	----------	--------------	--------------

Female-headed Households:	0		0		0			
---------------------------	---	--	---	--	---	--	--	--

*Income Category:*

	<b>Owner</b>	<b>Renter</b>	<b>Total</b>	<b>Person</b>
Extremely Low	0	0	0	5,921
Low Mod	0	0	0	10
Moderate	0	0	0	2
Non Low Moderate	0	0	0	0
Total	0	0	0	5,933
Percent Low/Mod				100.0%

**Annual Accomplishments**

<b>Years</b>	<b>Accomplishment Narrative</b>	<b># Benefitting</b>
2021	The Day Center Facility for Homeless Adults served as a centralized access point for individuals experiencing homelessness in the City of San Diego, while also providing an array of resources and services aimed to help participants engage, stabilize and obtain appropriate housing. A variety of critical services were provided, including a safe, comfortable drop-in center for homeless adults with access to bathroom facilities and shelter from the elements during the day.	



U.S. Department of Housing and Urban Development  
Office of Community Planning and Development  
Integrated Disbursement and Information System  
CDBG Activity Summary Report (GPR) for Program Year 2022  
SAN DIEGO

Date: 22-Sep-2023  
Time: 20:55  
Page: 199

<b>PGM Year:</b>	2021				
<b>Project:</b>	0008 - Homelessness				
<b>IDIS Activity:</b>	7620 - SD HSG COMM-CONNECTIONS-22				
<b>Status:</b>	Completed 9/1/2023 12:00:00 AM	<b>Objective:</b>	Create suitable living environments		
<b>Location:</b>	1122 Broadway Ste 300 Suite 300 San Diego, CA 92101-5629	<b>Outcome:</b>	Availability/accessibility		
		<b>Matrix Code:</b>	Operating Costs of Homeless/AIDS Patients Programs (03T)	<b>National Objective:</b>	LMC

**Activity to prevent, prepare for, and respond to Coronavirus:** No

**Initial Funding Date:** 01/27/2022

**Description:**

Operates a 365 days a year and provides a combination of short term interim beds and supportive services to homeless men and women; fiscal year 2022

**Financing**

	Fund Type	Grant Year	Grant	Funded Amount	Drawn In Program Year	Drawn Thru Program Year
CDBG	EN	2019	B19MC060542	\$259,727.95	\$0.00	\$259,727.95
	PI			\$43,847.05	\$0.00	\$43,847.05
<b>Total</b>	<b>Total</b>			<b>\$303,575.00</b>	<b>\$0.00</b>	<b>\$303,575.00</b>

**Proposed Accomplishments**

People (General) : 450

**Actual Accomplishments**

*Number assisted:*

	<b>Owner</b>		<b>Renter</b>		<b>Total</b>		<b>Person</b>	
	Total	Hispanic	Total	Hispanic	Total	Hispanic	Total	Hispanic
White:	0	0	0	0	0	0	145	40
Black/African American:	0	0	0	0	0	0	55	1
Asian:	0	0	0	0	0	0	5	0
American Indian/Alaskan Native:	0	0	0	0	0	0	8	4
Native Hawaiian/Other Pacific Islander:	0	0	0	0	0	0	6	1
American Indian/Alaskan Native & White:	0	0	0	0	0	0	3	2
Asian White:	0	0	0	0	0	0	1	0
Black/African American & White:	0	0	0	0	0	0	3	0
American Indian/Alaskan Native & Black/African American:	0	0	0	0	0	0	3	0
Other multi-racial:	0	0	0	0	0	0	3	1
Asian/Pacific Islander:	0	0	0	0	0	0	0	0
Hispanic:	0	0	0	0	0	0	0	0



U.S. Department of Housing and Urban Development  
Office of Community Planning and Development  
Integrated Disbursement and Information System  
CDBG Activity Summary Report (GPR) for Program Year 2022  
SAN DIEGO

Date: 22-Sep-2023  
Time: 20:55  
Page: 200

**Total:** 0 0 0 0 0 0 232 49

Female-headed Households: 0 0 0 0

*Income Category:*

	Owner	Renter	Total	Person
Extremely Low	0	0	0	232
Low Mod	0	0	0	0
Moderate	0	0	0	0
Non Low Moderate	0	0	0	0
Total	0	0	0	232
Percent Low/Mod				100.0%

**Annual Accomplishments**

Years	Accomplishment Narrative	# Benefitting
2021	For Fiscal year 2022 year end report, 232 clients were assisted, with 30% exiting to permanent housing. Closeout information will be reported in Fiscal Year 2023 CAPER. PATH Connections Interim Housing's mission is to provide secure, low barrier interim housing, as well as stabilization and supportive services, in order to prepare persons for acceptable permanent and longer term housing options. Our case managers are responsible for assessment, service, planning, ongoing monitoring, and follow up.	



U.S. Department of Housing and Urban Development  
Office of Community Planning and Development  
Integrated Disbursement and Information System  
CDBG Activity Summary Report (GPR) for Program Year 2022  
SAN DIEGO

Date: 22-Sep-2023  
Time: 20:55  
Page: 201

**PGM Year:** 2021  
**Project:** 0008 - Homelessness  
**IDIS Activity:** 7621 - SD HSG COMM-FAMILY SHELTER-22

**Status:** Completed 9/8/2023 12:00:00 AM  
**Location:** 1788 Palm Ave Suite 300 San Diego, CA 92154-1149

**Objective:** Create suitable living environments  
**Outcome:** Availability/accessibility  
**Matrix Code:** Operating Costs of Homeless/AIDS Patients Programs (03T)

**National Objective:** LMC

**Activity to prevent, prepare for, and respond to Coronavirus:** No

**Initial Funding Date:** 03/10/2022

**Description:**

(Formerly Cortez Hill) Provide short term shelter and supportive services to families experiencing homelessness, fiscal year 2022

**Financing**

	Fund Type	Grant Year	Grant	Funded Amount	Drawn In Program Year	Drawn Thru Program Year
CDBG	EN	2019	B19MC060542	\$81,162.96	\$0.00	\$81,162.96
<b>Total</b>	<b>Total</b>			<b>\$81,162.96</b>	<b>\$0.00</b>	<b>\$81,162.96</b>

**Proposed Accomplishments**

People (General) : 135

**Actual Accomplishments**

*Number assisted:*

	Owner		Renter		Total		Person	
	Total	Hispanic	Total	Hispanic	Total	Hispanic	Total	Hispanic
White:	0	0	0	0	0	0	64	51
Black/African American:	0	0	0	0	0	0	46	8
Asian:	0	0	0	0	0	0	0	0
American Indian/Alaskan Native:	0	0	0	0	0	0	2	0
Native Hawaiian/Other Pacific Islander:	0	0	0	0	0	0	0	0
American Indian/Alaskan Native & White:	0	0	0	0	0	0	1	1
Asian White:	0	0	0	0	0	0	0	0
Black/African American & White:	0	0	0	0	0	0	5	1
American Indian/Alaskan Native & Black/African American:	0	0	0	0	0	0	3	0
Other multi-racial:	0	0	0	0	0	0	7	1
Asian/Pacific Islander:	0	0	0	0	0	0	0	0
Hispanic:	0	0	0	0	0	0	0	0
<b>Total:</b>	<b>0</b>	<b>0</b>	<b>0</b>	<b>0</b>	<b>0</b>	<b>0</b>	<b>128</b>	<b>62</b>



U.S. Department of Housing and Urban Development  
Office of Community Planning and Development  
Integrated Disbursement and Information System  
CDBG Activity Summary Report (GPR) for Program Year 2022  
SAN DIEGO

Date: 22-Sep-2023  
Time: 20:55  
Page: 202

Female-headed Households: 0 0 0

*Income Category:*

	Owner	Renter	Total	Person
Extremely Low	0	0	0	119
Low Mod	0	0	0	9
Moderate	0	0	0	0
Non Low Moderate	0	0	0	0
Total	0	0	0	128
Percent Low/Mod				100.0%

**Annual Accomplishments**

Years	Accomplishment Narrative	# Benefitting
2021	During the time of the COVID 19 pandemic, the Family Shelter offered families case management onsite and over the phone as well as referring the families to resources that are open and available for them. Assistance was provided with educational resources, toys and books and housing navigators in their search for housing. The relationship built with School on Wheels ensures that every family onsite that needs help with schooling and tutoring has a free and convenient way to receive that help. Family Health Center was onsite weekly to assist clients with medical and other case management needs. Twenty-one (21) families exited to permanent housing and four exits to longer term housing. Zero families exited to a place not meant for human habitation. The total number of families served wasn't able to grow because the Family Shelter location was on a path to closing. During this program year, the focus was on housing the families onsite or finding them a solution until they're able to obtain housing.	



U.S. Department of Housing and Urban Development  
Office of Community Planning and Development  
Integrated Disbursement and Information System  
CDBG Activity Summary Report (GPR) for Program Year 2022  
SAN DIEGO

Date: 22-Sep-2023  
Time: 20:55  
Page: 203

<b>PGM Year:</b>	2021		
<b>Project:</b>	0008 - Homelessness		
<b>IDIS Activity:</b>	7622 - SD HSG COMM-INTERIM-22		
<b>Status:</b>	Completed 9/1/2023 12:00:00 AM	<b>Objective:</b>	Create suitable living environments
<b>Location:</b>	1501 Imperial Ave San Diego, CA 92101-7638	<b>Outcome:</b>	Availability/accessibility
		<b>Matrix Code:</b>	Operating Costs of Homeless/AIDS Patients Programs (03T)
		<b>National Objective:</b>	LMC

**Activity to prevent, prepare for, and respond to Coronavirus:** No

**Initial Funding Date:** 03/10/2022

**Description:**

Provides interim housing and supportive services designed to help facilitate stabilization and exits to longer term or permanent housing for homeless single adults; fiscal year 2022

**Financing**

	Fund Type	Grant Year	Grant	Funded Amount	Drawn In Program Year	Drawn Thru Program Year
CDBG	EN	2019	B19MC060542	\$154,545.73	\$34,453.33	\$154,545.73
	PI			\$90,387.95	\$0.00	\$90,387.95
<b>Total</b>	<b>Total</b>			<b>\$244,933.68</b>	<b>\$34,453.33</b>	<b>\$244,933.68</b>

**Proposed Accomplishments**

People (General) : 1,390

**Actual Accomplishments**

*Number assisted:*

	<b>Owner</b>		<b>Renter</b>		<b>Total</b>		<b>Person</b>	
	Total	Hispanic	Total	Hispanic	Total	Hispanic	Total	Hispanic
White:	0	0	0	0	0	0	651	249
Black/African American:	0	0	0	0	0	0	258	8
Asian:	0	0	0	0	0	0	16	0
American Indian/Alaskan Native:	0	0	0	0	0	0	26	13
Native Hawaiian/Other Pacific Islander:	0	0	0	0	0	0	15	2
American Indian/Alaskan Native & White:	0	0	0	0	0	0	9	3
Asian White:	0	0	0	0	0	0	2	0
Black/African American & White:	0	0	0	0	0	0	6	2
American Indian/Alaskan Native & Black/African American:	0	0	0	0	0	0	2	1
Other multi-racial:	0	0	0	0	0	0	11	4
Asian/Pacific Islander:	0	0	0	0	0	0	0	0
Hispanic:	0	0	0	0	0	0	0	0



U.S. Department of Housing and Urban Development  
Office of Community Planning and Development  
Integrated Disbursement and Information System  
CDBG Activity Summary Report (GPR) for Program Year 2022  
SAN DIEGO

Date: 22-Sep-2023  
Time: 20:55  
Page: 204

<b>Total:</b>	<b>0</b>	<b>0</b>	<b>0</b>	<b>0</b>	<b>0</b>	<b>0</b>	<b>996</b>	<b>282</b>
---------------	----------	----------	----------	----------	----------	----------	------------	------------

Female-headed Households:	0		0		0			
---------------------------	---	--	---	--	---	--	--	--

Income Category:

	Owner	Renter	Total	Person
Extremely Low	0	0	0	987
Low Mod	0	0	0	8
Moderate	0	0	0	1
Non Low Moderate	0	0	0	0
Total	0	0	0	996
Percent Low/Mod				100.0%

Annual Accomplishments

Years	Accomplishment Narrative	# Benefitting
2021	The City of San Diego Interim Housing Program for the Homeless Adults provides interim housing and supportive services to homeless single adults designed to help facilitate stabilization and exits to longer term or permanent housing using the Housing First model	





U.S. Department of Housing and Urban Development  
Office of Community Planning and Development  
Integrated Disbursement and Information System  
CDBG Activity Summary Report (GPR) for Program Year 2022  
SAN DIEGO

Date: 22-Sep-2023  
Time: 20:55  
Page: 205

**PGM Year:** 2021  
**Project:** 0008 - Homelessness  
**IDIS Activity:** 7623 - HOMELESS RESPONSE CTR-22

**Status:** Open  
**Location:** 1122 Broadway San Diego, CA 92101-5615

**Objective:** Create suitable living environments  
**Outcome:** Availability/accessibility  
**Matrix Code:** Other Public Services Not Listed in  
05A-05Y, 03T (05Z)

**National Objective:** LMC

**Activity to prevent, prepare for, and respond to Coronavirus:** No

**Initial Funding Date:** 07/21/2022

**Description:**

Assist people experiencing homelessness by identifying immediate and long term housing solutions, providing crisis management, accessing benefits, and more; fiscal year 2022

**Financing**

	Fund Type	Grant Year	Grant	Funded Amount	Drawn In Program Year	Drawn Thru Program Year
CDBG	PI			\$278,569.91	\$0.00	\$0.00
<b>Total</b>	<b>Total</b>			<b>\$278,569.91</b>	<b>\$0.00</b>	<b>\$0.00</b>

**Proposed Accomplishments**

People (General) : 200

**Actual Accomplishments**

*Number assisted:*

	Owner		Renter		Total		Person	
	Total	Hispanic	Total	Hispanic	Total	Hispanic	Total	Hispanic
White:	0	0	0	0	0	0	246	114
Black/African American:	0	0	0	0	0	0	175	9
Asian:	0	0	0	0	0	0	6	1
American Indian/Alaskan Native:	0	0	0	0	0	0	11	5
Native Hawaiian/Other Pacific Islander:	0	0	0	0	0	0	4	0
American Indian/Alaskan Native & White:	0	0	0	0	0	0	2	0
Asian White:	0	0	0	0	0	0	3	2
Black/African American & White:	0	0	0	0	0	0	10	6
American Indian/Alaskan Native & Black/African American:	0	0	0	0	0	0	4	1
Other multi-racial:	0	0	0	0	0	0	29	18
Asian/Pacific Islander:	0	0	0	0	0	0	0	0
Hispanic:	0	0	0	0	0	0	0	0
<b>Total:</b>	<b>0</b>	<b>0</b>	<b>0</b>	<b>0</b>	<b>0</b>	<b>0</b>	<b>490</b>	<b>156</b>



U.S. Department of Housing and Urban Development  
Office of Community Planning and Development  
Integrated Disbursement and Information System  
CDBG Activity Summary Report (GPR) for Program Year 2022  
SAN DIEGO

Date: 22-Sep-2023  
Time: 20:55  
Page: 206

Female-headed Households: 0 0 0

*Income Category:*

	Owner	Renter	Total	Person
Extremely Low	0	0	0	457
Low Mod	0	0	0	31
Moderate	0	0	0	1
Non Low Moderate	0	0	0	1
Total	0	0	0	490
Percent Low/Mod				99.8%

**Annual Accomplishments**

Years	Accomplishment Narrative	# Benefitting
2021	The objective of the Homelessness Response Center (HRC) is to centralize and streamline access to a spectrum of housing interventions and housing-related services for San Diegans who are experiencing homelessness, offer client-centered system navigation services that support participants throughout all stages of their pathway towards attaining housing and contribute to the development of a data informed and systems-level perspective on the City's homeless crisis response system by reporting on system outcomes across all stages of service delivery. There were 16,567 total visits to the HRC, and an average of 1,381 visits per month. The average number of visits per month has gone up throughout the year and during the last quarter there were 1,993 visits on average per month (and in June there were 2,029 visits). Duplicated data was collected on all clients who visited the HRC program, including both those who were attending ongoing system navigation meetings (and thus would be included in the MPR data) and those who were not yet willing to enroll in ongoing services. Unique data is only collected for clients who enroll in ongoing system navigation.	



U.S. Department of Housing and Urban Development  
Office of Community Planning and Development  
Integrated Disbursement and Information System  
CDBG Activity Summary Report (GPR) for Program Year 2022  
SAN DIEGO

Date: 22-Sep-2023  
Time: 20:55  
Page: 207

**PGM Year:** 2020  
**Project:** 0001 - Workforce Development  
**IDIS Activity:** 7631 - SDWP-C2C MENTORSHIP-21  
**Status:** Open  
**Location:** 9426 Lightwave Ave Suite 210 San Diego, CA 92123  
**Objective:** Create suitable living environments  
**Outcome:** Availability/accessibility  
**Matrix Code:** Employment Training (05H)  
**National Objective:** LMC

**Activity to prevent, prepare for, and respond to Coronavirus:** No

**Initial Funding Date:** 08/24/2021

**Description:**

Hire A Youth Program for Fiscal Year 2022 operations

**Financing**

	Fund Type	Grant Year	Grant	Funded Amount	Drawn In Program Year	Drawn Thru Program Year
CDBG	EN	2018	B18MC060542	\$500,000.00	\$4,426.77	\$4,426.77
<b>Total</b>	<b>Total</b>			<b>\$500,000.00</b>	<b>\$4,426.77</b>	<b>\$4,426.77</b>

**Proposed Accomplishments**

People (General) : 1

**Actual Accomplishments**

*Number assisted:*

	Owner		Renter		Total		Person	
	Total	Hispanic	Total	Hispanic	Total	Hispanic	Total	Hispanic
White:	0	0	0	0	0	0	41	39
Black/African American:	0	0	0	0	0	0	56	5
Asian:	0	0	0	0	0	0	5	1
American Indian/Alaskan Native:	0	0	0	0	0	0	0	0
Native Hawaiian/Other Pacific Islander:	0	0	0	0	0	0	4	0
American Indian/Alaskan Native & White:	0	0	0	0	0	0	10	10
Asian White:	0	0	0	0	0	0	0	0
Black/African American & White:	0	0	0	0	0	0	1	1
American Indian/Alaskan Native & Black/African American:	0	0	0	0	0	0	1	0
Other multi-racial:	0	0	0	0	0	0	2	1
Asian/Pacific Islander:	0	0	0	0	0	0	0	0
Hispanic:	0	0	0	0	0	0	0	0
<b>Total:</b>	<b>0</b>	<b>0</b>	<b>0</b>	<b>0</b>	<b>0</b>	<b>0</b>	<b>120</b>	<b>57</b>



U.S. Department of Housing and Urban Development  
Office of Community Planning and Development  
Integrated Disbursement and Information System  
CDBG Activity Summary Report (GPR) for Program Year 2022  
SAN DIEGO

Date: 22-Sep-2023  
Time: 20:55  
Page: 208

Female-headed Households: 0 0 0

*Income Category:*

	Owner	Renter	Total	Person
Extremely Low	0	0	0	101
Low Mod	0	0	0	16
Moderate	0	0	0	3
Non Low Moderate	0	0	0	0
Total	0	0	0	120
Percent Low/Mod				100.0%

**Annual Accomplishments**

Years	Accomplishment Narrative	# Benefitting
2021	For the first 6 months of contract period, 120 clients have been assisted.	



U.S. Department of Housing and Urban Development  
Office of Community Planning and Development  
Integrated Disbursement and Information System  
CDBG Activity Summary Report (GPR) for Program Year 2022  
SAN DIEGO

Date: 22-Sep-2023  
Time: 20:55  
Page: 209

**PGM Year:** 2020  
**Project:** 0014 - CDBG-CV Related  
**IDIS Activity:** 7648 - NHA-NHA NUTRITION SERVICES-CV20

**Status:** Open  
**Location:** 841 S 41st St San Diego, CA 92113-1801

**Objective:** Create suitable living environments  
**Outcome:** Availability/accessibility  
**Matrix Code:** Child Care Services (05L)

**National Objective:** LMC

**Activity to prevent, prepare for, and respond to Coronavirus:** Yes

**Initial Funding Date:** 07/25/2022

**Description:**

The NHA Nutrition Services Program will provide healthy, made-from-scratch meals and snacks to preschool-aged children who reside in the City of San Diego and have been negatively impacted by COVID-19.

**Financing**

	Fund Type	Grant Year	Grant	Funded Amount	Drawn In Program Year	Drawn Thru Program Year
CDBG	EN	2018	B18MC060542	\$26,220.51	\$0.00	\$0.00
	PI			\$73,797.49	\$26,220.51	\$26,220.51
<b>Total</b>	<b>Total</b>			<b>\$100,018.00</b>	<b>\$26,220.51</b>	<b>\$26,220.51</b>

**Proposed Accomplishments**

People (General) : 537

**Actual Accomplishments**

*Number assisted:*

	Owner		Renter		Total		Person	
	Total	Hispanic	Total	Hispanic	Total	Hispanic	Total	Hispanic
White:	0	0	0	0	0	0		0
Black/African American:	0	0	0	0	0	0	0	0
Asian:	0	0	0	0	0	0	0	0
American Indian/Alaskan Native:	0	0	0	0	0	0	0	0
Native Hawaiian/Other Pacific Islander:	0	0	0	0	0	0	0	0
American Indian/Alaskan Native & White:	0	0	0	0	0	0	0	0
Asian White:	0	0	0	0	0	0	0	0
Black/African American & White:	0	0	0	0	0	0	0	0
American Indian/Alaskan Native & Black/African American:	0	0	0	0	0	0	0	0
Other multi-racial:	0	0	0	0	0	0	0	0
Asian/Pacific Islander:	0	0	0	0	0	0	0	0



U.S. Department of Housing and Urban Development  
Office of Community Planning and Development  
Integrated Disbursement and Information System  
CDBG Activity Summary Report (GPR) for Program Year 2022  
SAN DIEGO

Date: 22-Sep-2023

Time: 20:55

Page: 210

Hispanic:	0	0	0	0	0	0	0	0
<b>Total:</b>	<b>0</b>	<b>0</b>	<b>0</b>	<b>0</b>	<b>0</b>	<b>0</b>	<b>0</b>	<b>0</b>

Female-headed Households:	0	0	0
---------------------------	---	---	---

*Income Category:*

	<b>Owner</b>	<b>Renter</b>	<b>Total</b>	<b>Person</b>
Extremely Low	0	0	0	0
Low Mod	0	0	0	0
Moderate	0	0	0	0
Non Low Moderate	0	0	0	0
Total	0	0	0	0

Percent Low/Mod

**Annual Accomplishments**

No data returned for this view. This might be because the applied filter excludes all data.



U.S. Department of Housing and Urban Development  
Office of Community Planning and Development  
Integrated Disbursement and Information System  
CDBG Activity Summary Report (GPR) for Program Year 2022  
SAN DIEGO

Date: 22-Sep-2023  
Time: 20:55  
Page: 211

**PGM Year:** 2020  
**Project:** 0014 - CDBG-CV Related  
**IDIS Activity:** 7649 - SWCC-BUSINESS FINANCIAL FITNESS-CV20

**Status:** Open  
**Location:** 880 National City Blvd National City, CA 91950-3263

**Objective:** Create suitable living environments  
**Outcome:** Availability/accessibility  
**Matrix Code:** Other Public Services Not Listed in  
05A-05Y, 03T (05Z)

**National Objective:** LMC

**Activity to prevent, prepare for, and respond to Coronavirus:** Yes

**Initial Funding Date:** 07/25/2022

**Description:**

The Business Financial Fitness project will provide access to business training workshops to LMI individuals who reside in the City of San Diego and have been negatively impacted by COVID-19.

**Financing**

	Fund Type	Grant Year	Grant	Funded Amount	Drawn In Program Year	Drawn Thru Program Year
CDBG	EN	2017	B17MC060542	\$190,817.29	\$58,796.31	\$58,796.31
	PI			\$8,275.71	\$0.00	\$8,275.71
<b>Total</b>	<b>Total</b>			<b>\$199,093.00</b>	<b>\$58,796.31</b>	<b>\$67,072.02</b>

**Proposed Accomplishments**

People (General) : 60

**Actual Accomplishments**

*Number assisted:*

	Owner		Renter		Total		Person	
	Total	Hispanic	Total	Hispanic	Total	Hispanic	Total	Hispanic
White:	0	0	0	0	0	0		0
Black/African American:	0	0	0	0	0	0	0	0
Asian:	0	0	0	0	0	0	0	0
American Indian/Alaskan Native:	0	0	0	0	0	0	0	0
Native Hawaiian/Other Pacific Islander:	0	0	0	0	0	0	0	0
American Indian/Alaskan Native & White:	0	0	0	0	0	0	0	0
Asian White:	0	0	0	0	0	0	0	0
Black/African American & White:	0	0	0	0	0	0	0	0
American Indian/Alaskan Native & Black/African American:	0	0	0	0	0	0	0	0
Other multi-racial:	0	0	0	0	0	0	0	0
Asian/Pacific Islander:	0	0	0	0	0	0	0	0



U.S. Department of Housing and Urban Development  
Office of Community Planning and Development  
Integrated Disbursement and Information System  
CDBG Activity Summary Report (GPR) for Program Year 2022  
SAN DIEGO

Date: 22-Sep-2023

Time: 20:55

Page: 212

Hispanic:	0	0	0	0	0	0	0	0
<b>Total:</b>	<b>0</b>	<b>0</b>	<b>0</b>	<b>0</b>	<b>0</b>	<b>0</b>	<b>0</b>	<b>0</b>

Female-headed Households:	0	0	0
---------------------------	---	---	---

*Income Category:*

	Owner	Renter	Total	Person
Extremely Low	0	0	0	0
Low Mod	0	0	0	0
Moderate	0	0	0	0
Non Low Moderate	0	0	0	0
Total	0	0	0	0

Percent Low/Mod

**Annual Accomplishments**

No data returned for this view. This might be because the applied filter excludes all data.







U.S. Department of Housing and Urban Development  
Office of Community Planning and Development  
Integrated Disbursement and Information System  
CDBG Activity Summary Report (GPR) for Program Year 2022  
SAN DIEGO

Date: 22-Sep-2023

Time: 20:55

Page: 214

Asian/Pacific Islander:	0	0	0	0	0	0	0	0
Hispanic:	0	0	0	0	0	0	0	0
<b>Total:</b>	<b>0</b>	<b>0</b>	<b>0</b>	<b>0</b>	<b>0</b>	<b>0</b>	<b>0</b>	<b>0</b>

Female-headed Households:	0	0	0
---------------------------	---	---	---

*Income Category:*

	Owner	Renter	Total	Person
Extremely Low	0	0	0	0
Low Mod	0	0	0	0
Moderate	0	0	0	0
Non Low Moderate	0	0	0	0
Total	0	0	0	0

Percent Low/Mod

**Annual Accomplishments**

No data returned for this view. This might be because the applied filter excludes all data.



U.S. Department of Housing and Urban Development  
Office of Community Planning and Development  
Integrated Disbursement and Information System  
CDBG Activity Summary Report (GPR) for Program Year 2022  
SAN DIEGO

Date: 22-Sep-2023  
Time: 20:55  
Page: 215

<b>PGM Year:</b>	2020				
<b>Project:</b>	0014 - CDBG-CV Related				
<b>IDIS Activity:</b>	7651 - EPILEPSY SOCIETY SD-EFSDC COVID RELIEF-CV20				
<b>Status:</b>	Canceled 8/29/2023 12:11:44 PM	<b>Objective:</b>	Create suitable living environments		
<b>Location:</b>	2055 El Cajon Blvd San Diego, CA 92104-1091	<b>Outcome:</b>	Availability/accessibility		
		<b>Matrix Code:</b>	Health Services (05M)	<b>National Objective:</b>	LMC

**Activity to prevent, prepare for, and respond to Coronavirus:** Yes

**Initial Funding Date:** 07/25/2022

**Description:**

The EFSDC COVID Relief Program will provide Spanish-language case management and transportation services to LMI individuals with epilepsy who reside in the City of San Diego and have been negatively impacted by COVID-19.82923 - Cancelled project as organization release their CDBG-CV funding allocation back for reprogramming - ANC

**Financing**

No data returned for this view. This might be because the applied filter excludes all data.

**Proposed Accomplishments**

People (General) : 400

**Actual Accomplishments**

*Number assisted:*

	<b>Owner</b>		<b>Renter</b>		<b>Total</b>		<b>Person</b>	
	Total	Hispanic	Total	Hispanic	Total	Hispanic	Total	Hispanic
White:	0	0	0	0	0	0		0
Black/African American:	0	0	0	0	0	0	0	0
Asian:	0	0	0	0	0	0	0	0
American Indian/Alaskan Native:	0	0	0	0	0	0	0	0
Native Hawaiian/Other Pacific Islander:	0	0	0	0	0	0	0	0
American Indian/Alaskan Native & White:	0	0	0	0	0	0	0	0
Asian White:	0	0	0	0	0	0	0	0
Black/African American & White:	0	0	0	0	0	0	0	0
American Indian/Alaskan Native & Black/African American:	0	0	0	0	0	0	0	0



U.S. Department of Housing and Urban Development  
Office of Community Planning and Development  
Integrated Disbursement and Information System  
CDBG Activity Summary Report (GPR) for Program Year 2022  
SAN DIEGO

Date: 22-Sep-2023

Time: 20:55

Page: 216

Other multi-racial:	0	0	0	0	0	0	0	0
Asian/Pacific Islander:	0	0	0	0	0	0	0	0
Hispanic:	0	0	0	0	0	0	0	0
<b>Total:</b>	<b>0</b>	<b>0</b>	<b>0</b>	<b>0</b>	<b>0</b>	<b>0</b>	<b>0</b>	<b>0</b>

Female-headed Households:	0	0	0
---------------------------	---	---	---

*Income Category:*

	Owner	Renter	Total	Person
Extremely Low	0	0	0	0
Low Mod	0	0	0	0
Moderate	0	0	0	0
Non Low Moderate	0	0	0	0
Total	0	0	0	0

Percent Low/Mod

**Annual Accomplishments**

No data returned for this view. This might be because the applied filter excludes all data.



U.S. Department of Housing and Urban Development  
Office of Community Planning and Development  
Integrated Disbursement and Information System  
CDBG Activity Summary Report (GPR) for Program Year 2022  
SAN DIEGO

Date: 22-Sep-2023  
Time: 20:55  
Page: 217

**PGM Year:** 2020  
**Project:** 0014 - CDBG-CV Related  
**IDIS Activity:** 7652 - URBAN LIFE-COVID 19 UCAN-CV20  
**Status:** Open  
**Location:** 5202 Orange Ave San Diego, CA 92115-6014

**Objective:** Create suitable living environments  
**Outcome:** Availability/accessibility  
**Matrix Code:** Youth Services (05D)

**National Objective:** LMC

**Activity to prevent, prepare for, and respond to Coronavirus:** Yes

**Initial Funding Date:** 07/25/2022

**Description:**

The Covid-19 UCAN: Bridging Educational Gaps project will provide a new and enhanced safe after school tutoring program and in-school academic counseling program to LMI students who reside in the City of San Diego and have been negatively impacted by COVID-19. Specifically, the project will monitor the academic progress of student-athletes and/or learning loss associated with the previous cycle of distance learning.

**Financing**

	Fund Type	Grant Year	Grant	Funded Amount	Drawn In Program Year	Drawn Thru Program Year
CDBG	EN	2018	B18MC060542	\$15,772.50	\$0.00	\$0.00
	PI			\$136,547.50	\$15,772.50	\$15,772.50
<b>Total</b>	<b>Total</b>			<b>\$152,320.00</b>	<b>\$15,772.50</b>	<b>\$15,772.50</b>

**Proposed Accomplishments**

People (General) : 200

**Actual Accomplishments**

Number assisted:

	Owner		Renter		Total		Person	
	Total	Hispanic	Total	Hispanic	Total	Hispanic	Total	Hispanic
White:	0	0	0	0	0	0		0
Black/African American:	0	0	0	0	0	0	0	0
Asian:	0	0	0	0	0	0	0	0
American Indian/Alaskan Native:	0	0	0	0	0	0	0	0
Native Hawaiian/Other Pacific Islander:	0	0	0	0	0	0	0	0
American Indian/Alaskan Native & White:	0	0	0	0	0	0	0	0
Asian White:	0	0	0	0	0	0	0	0
Black/African American & White:	0	0	0	0	0	0	0	0
American Indian/Alaskan Native & Black/African American:	0	0	0	0	0	0	0	0
Other multi-racial:	0	0	0	0	0	0	0	0
Asian/Pacific Islander:	0	0	0	0	0	0	0	0



U.S. Department of Housing and Urban Development  
Office of Community Planning and Development  
Integrated Disbursement and Information System  
CDBG Activity Summary Report (GPR) for Program Year 2022  
SAN DIEGO

Date: 22-Sep-2023

Time: 20:55

Page: 218

Hispanic:	0	0	0	0	0	0	0	0
<b>Total:</b>	<b>0</b>	<b>0</b>	<b>0</b>	<b>0</b>	<b>0</b>	<b>0</b>	<b>0</b>	<b>0</b>

Female-headed Households:	0	0	0
---------------------------	---	---	---

*Income Category:*

	Owner	Renter	Total	Person
Extremely Low	0	0	0	0
Low Mod	0	0	0	0
Moderate	0	0	0	0
Non Low Moderate	0	0	0	0
Total	0	0	0	0

Percent Low/Mod

**Annual Accomplishments**

No data returned for this view. This might be because the applied filter excludes all data.



U.S. Department of Housing and Urban Development  
Office of Community Planning and Development  
Integrated Disbursement and Information System  
CDBG Activity Summary Report (GPR) for Program Year 2022  
SAN DIEGO

Date: 22-Sep-2023  
Time: 20:55  
Page: 219

**PGM Year:** 2021  
**Project:** 0004 - Economic Development  
**IDIS Activity:** 7653 - CHCDC-MICRO ENTERPRISE SUCCESS-22

**Status:** Open  
**Location:** 4001 El Cajon Blvd San Diego, CA 92105-1110

**Objective:** Create economic opportunities  
**Outcome:** Availability/accessibility  
**Matrix Code:** Micro-Enterprise Assistance (18C)

**National Objective:** LMCMC

**Activity to prevent, prepare for, and respond to Coronavirus:** No

**Initial Funding Date:** 07/07/2022

**Description:**

The City Heights Community Development Corporation Micro-Enterprise Success Project is an initiative to assist low- to moderate-income residents create new, and expand existing, micro-enterprises in the City of San Diego.

**Financing**

	Fund Type	Grant Year	Grant	Funded Amount	Drawn In Program Year	Drawn Thru Program Year
CDBG	PI			\$283,739.62	\$14,917.50	\$19,256.38
<b>Total</b>	<b>Total</b>			<b>\$283,739.62</b>	<b>\$14,917.50</b>	<b>\$19,256.38</b>

**Proposed Accomplishments**

Businesses : 60

**Actual Accomplishments**

*Number assisted:*

	Owner		Renter		Total		Person	
	Total	Hispanic	Total	Hispanic	Total	Hispanic	Total	Hispanic
White:	0	0	0	0	0	0		0
Black/African American:	0	0	0	0	0	0	0	0
Asian:	0	0	0	0	0	0	0	0
American Indian/Alaskan Native:	0	0	0	0	0	0	0	0
Native Hawaiian/Other Pacific Islander:	0	0	0	0	0	0	0	0
American Indian/Alaskan Native & White:	0	0	0	0	0	0	0	0
Asian White:	0	0	0	0	0	0	0	0
Black/African American & White:	0	0	0	0	0	0	0	0
American Indian/Alaskan Native & Black/African American:	0	0	0	0	0	0	0	0
Other multi-racial:	0	0	0	0	0	0	0	0
Asian/Pacific Islander:	0	0	0	0	0	0	0	0
Hispanic:	0	0	0	0	0	0	0	0



U.S. Department of Housing and Urban Development  
Office of Community Planning and Development  
Integrated Disbursement and Information System  
CDBG Activity Summary Report (GPR) for Program Year 2022  
SAN DIEGO

Date: 22-Sep-2023

Time: 20:55

Page: 220

**Total:** 0 0 0 0 0 0 0 0

Female-headed Households: 0 0 0

*Income Category:*

	Owner	Renter	Total	Person
Extremely Low	0	0	0	0
Low Mod	0	0	0	0
Moderate	0	0	0	0
Non Low Moderate	0	0	0	0
Total	0	0	0	0
Percent Low/Mod				

**Annual Accomplishments**

Years	Accomplishment Narrative	# Benefitting
2021		





U.S. Department of Housing and Urban Development  
Office of Community Planning and Development  
Integrated Disbursement and Information System  
CDBG Activity Summary Report (GPR) for Program Year 2022  
SAN DIEGO

Date: 22-Sep-2023  
Time: 20:55  
Page: 221

<b>PGM Year:</b>	2021				
<b>Project:</b>	0004 - Economic Development				
<b>IDIS Activity:</b>	7654 - SWCC-BUSINESS BASICS AND ENTREPRENEURSHIP-22				
<b>Status:</b>	Open	<b>Objective:</b>	Create economic opportunities		
<b>Location:</b>	880 National City Blvd National City, CA 91950-3263	<b>Outcome:</b>	Availability/accessibility		
		<b>Matrix Code:</b>	Micro-Enterprise Assistance (18C)	<b>National Objective:</b>	LMCMC

**Activity to prevent, prepare for, and respond to Coronavirus:** No

**Initial Funding Date:** 07/21/2022

**Description:**

The program will be a focus will be a combination of intensive trainings and one-on-one business counseling.  
In addition, the program will provide a multi-week program in Spanish to assist with the set-up and licensing of in-home daycare businesses.

**Financing**

	Fund Type	Grant Year	Grant	Funded Amount	Drawn In Program Year	Drawn Thru Program Year
CDBG	EN	2018	B18MC060542	\$205,453.76	\$107,328.62	\$107,328.62
		2019	B19MC060542	\$107,388.73	\$0.00	\$0.00
	PI			\$24,301.51	\$0.00	\$24,301.51
<b>Total</b>	<b>Total</b>			<b>\$337,144.00</b>	<b>\$107,328.62</b>	<b>\$131,630.13</b>

**Proposed Accomplishments**

Businesses : 30

**Actual Accomplishments**

*Number assisted:*

	Owner		Renter		Total		Person	
	Total	Hispanic	Total	Hispanic	Total	Hispanic	Total	Hispanic
White:	0	0	0	0	0	0		0
Black/African American:	0	0	0	0	0	0	0	0
Asian:	0	0	0	0	0	0	0	0
American Indian/Alaskan Native:	0	0	0	0	0	0	0	0
Native Hawaiian/Other Pacific Islander:	0	0	0	0	0	0	0	0
American Indian/Alaskan Native & White:	0	0	0	0	0	0	0	0
Asian White:	0	0	0	0	0	0	0	0
Black/African American & White:	0	0	0	0	0	0	0	0
American Indian/Alaskan Native & Black/African American:	0	0	0	0	0	0	0	0
Other multi-racial:	0	0	0	0	0	0	0	0
Asian/Pacific Islander:	0	0	0	0	0	0	0	0



U.S. Department of Housing and Urban Development  
Office of Community Planning and Development  
Integrated Disbursement and Information System  
CDBG Activity Summary Report (GPR) for Program Year 2022  
SAN DIEGO

Date: 22-Sep-2023

Time: 20:55

Page: 222

Hispanic:	0	0	0	0	0	0	0	0
<b>Total:</b>	<b>0</b>	<b>0</b>	<b>0</b>	<b>0</b>	<b>0</b>	<b>0</b>	<b>0</b>	<b>0</b>

Female-headed Households:	0	0	0
---------------------------	---	---	---

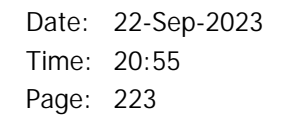
*Income Category:*

	Owner	Renter	Total	Person
Extremely Low	0	0	0	0
Low Mod	0	0	0	0
Moderate	0	0	0	0
Non Low Moderate	0	0	0	0
Total	0	0	0	0

Percent Low/Mod

**Annual Accomplishments**

No data returned for this view. This might be because the applied filter excludes all data.



Page: 223 of 297



U.S. Department of Housing and Urban Development  
Office of Community Planning and Development  
Integrated Disbursement and Information System  
CDBG Activity Summary Report (GPR) for Program Year 2022  
SAN DIEGO

Date: 22-Sep-2023

Time: 20:55

Page: 224

<b>Total:</b>	<b>0</b>	<b>0</b>	<b>0</b>	<b>0</b>	<b>0</b>	<b>0</b>	<b>0</b>	<b>0</b>
---------------	----------	----------	----------	----------	----------	----------	----------	----------

Female-headed Households:	0		0		0			
---------------------------	---	--	---	--	---	--	--	--

*Income Category:*

	Owner	Renter	Total	Person
Extremely Low	0	0	0	0
Low Mod	0	0	0	0
Moderate	0	0	0	0
Non Low Moderate	0	0	0	0
Total	0	0	0	0

Percent Low/Mod

**Annual Accomplishments**

No data returned for this view. This might be because the applied filter excludes all data.



U.S. Department of Housing and Urban Development  
Office of Community Planning and Development  
Integrated Disbursement and Information System  
CDBG Activity Summary Report (GPR) for Program Year 2022  
SAN DIEGO

Date: 22-Sep-2023  
Time: 20:55  
Page: 225

**PGM Year:** 2021  
**Project:** 0004 - Economic Development  
**IDIS Activity:** 7656 - AAA-LMI ENTREPRENUR ASSISTANCE-22

**Status:** Open  
**Location:** 5952 El Cajon Blvd San Diego, CA 92115-3828

**Objective:** Create economic opportunities  
**Outcome:** Availability/accessibility  
**Matrix Code:** Micro-Enterprise Assistance (18C)

**National Objective:** LMCMC

**Activity to prevent, prepare for, and respond to Coronavirus:** No

**Initial Funding Date:** 07/07/2022

**Description:**

The Alliance for African Assistance is proposing to continue implementing its LowMedium Income Entrepreneur Assistance Program (LEAP).

**Financing**

	Fund Type	Grant Year	Grant	Funded Amount	Drawn In Program Year	Drawn Thru Program Year
CDBG	EN	2017	B17MC060542	\$42,474.74	\$0.00	\$0.00
		2018	B18MC060542	\$29,077.01	\$0.00	\$0.00
	PI			\$118,390.33	\$56,638.88	\$80,253.76
<b>Total</b>	<b>Total</b>			<b>\$189,942.08</b>	<b>\$56,638.88</b>	<b>\$80,253.76</b>

**Proposed Accomplishments**

Businesses : 45

**Actual Accomplishments**

*Number assisted:*

	Owner		Renter		Total		Person	
	Total	Hispanic	Total	Hispanic	Total	Hispanic	Total	Hispanic
White:	0	0	0	0	0	0		0
Black/African American:	0	0	0	0	0	0	0	0
Asian:	0	0	0	0	0	0	0	0
American Indian/Alaskan Native:	0	0	0	0	0	0	0	0
Native Hawaiian/Other Pacific Islander:	0	0	0	0	0	0	0	0
American Indian/Alaskan Native & White:	0	0	0	0	0	0	0	0
Asian White:	0	0	0	0	0	0	0	0
Black/African American & White:	0	0	0	0	0	0	0	0
American Indian/Alaskan Native & Black/African American:	0	0	0	0	0	0	0	0
Other multi-racial:	0	0	0	0	0	0	0	0
Asian/Pacific Islander:	0	0	0	0	0	0	0	0



U.S. Department of Housing and Urban Development  
Office of Community Planning and Development  
Integrated Disbursement and Information System  
CDBG Activity Summary Report (GPR) for Program Year 2022  
SAN DIEGO

Date: 22-Sep-2023

Time: 20:55

Page: 226

Hispanic:	0	0	0	0	0	0	0	0
<b>Total:</b>	<b>0</b>	<b>0</b>	<b>0</b>	<b>0</b>	<b>0</b>	<b>0</b>	<b>0</b>	<b>0</b>

Female-headed Households:	0	0	0
---------------------------	---	---	---

*Income Category:*

	Owner	Renter	Total	Person
Extremely Low	0	0	0	0
Low Mod	0	0	0	0
Moderate	0	0	0	0
Non Low Moderate	0	0	0	0
Total	0	0	0	0

Percent Low/Mod

**Annual Accomplishments**

No data returned for this view. This might be because the applied filter excludes all data.



U.S. Department of Housing and Urban Development  
Office of Community Planning and Development  
Integrated Disbursement and Information System  
CDBG Activity Summary Report (GPR) for Program Year 2022  
SAN DIEGO

Date: 22-Sep-2023  
Time: 20:55  
Page: 227

**PGM Year:** 2022  
**Project:** 0002 - Workforce Development  
**IDIS Activity:** 7666 - KITCHENS 4 GOOD-PROJECT LAUNCH-23

**Status:** Open  
**Location:** 2799 Health Center Dr San Diego, CA 92123-2708

**Objective:** Create suitable living environments  
**Outcome:** Availability/accessibility  
**Matrix Code:** Employment Training (05H)

**National Objective:** LMC

**Activity to prevent, prepare for, and respond to Coronavirus:** No

**Initial Funding Date:** 02/15/2023

**Description:**

Project Launch provides a trauma-informed and rigorous apprenticeship curriculum to prepare LMI San Diegans with barriers to employment for stable and upwardly mobile careers in the hospitality and food service industry.

**Financing**

	Fund Type	Grant Year	Grant	Funded Amount	Drawn In Program Year	Drawn Thru Program Year
CDBG	EN	2022	B22MC060542	\$120,000.00	\$0.00	\$0.00
<b>Total</b>	<b>Total</b>			<b>\$120,000.00</b>	<b>\$0.00</b>	<b>\$0.00</b>

**Proposed Accomplishments**

People (General) : 120

**Actual Accomplishments**

*Number assisted:*

	Owner		Renter		Total		Person	
	Total	Hispanic	Total	Hispanic	Total	Hispanic	Total	Hispanic
White:	0	0	0	0	0	0		0
Black/African American:	0	0	0	0	0	0	0	0
Asian:	0	0	0	0	0	0	0	0
American Indian/Alaskan Native:	0	0	0	0	0	0	0	0
Native Hawaiian/Other Pacific Islander:	0	0	0	0	0	0	0	0
American Indian/Alaskan Native & White:	0	0	0	0	0	0	0	0
Asian White:	0	0	0	0	0	0	0	0
Black/African American & White:	0	0	0	0	0	0	0	0
American Indian/Alaskan Native & Black/African American:	0	0	0	0	0	0	0	0
Other multi-racial:	0	0	0	0	0	0	0	0
Asian/Pacific Islander:	0	0	0	0	0	0	0	0
Hispanic:	0	0	0	0	0	0	0	0



U.S. Department of Housing and Urban Development  
Office of Community Planning and Development  
Integrated Disbursement and Information System  
CDBG Activity Summary Report (GPR) for Program Year 2022  
SAN DIEGO

Date: 22-Sep-2023

Time: 20:55

Page: 228

<b>Total:</b>	<b>0</b>	<b>0</b>	<b>0</b>	<b>0</b>	<b>0</b>	<b>0</b>	<b>0</b>	<b>0</b>
---------------	----------	----------	----------	----------	----------	----------	----------	----------

Female-headed Households:	0		0		0			
---------------------------	---	--	---	--	---	--	--	--

*Income Category:*

	<b>Owner</b>	<b>Renter</b>	<b>Total</b>	<b>Person</b>
Extremely Low	0	0	0	0
Low Mod	0	0	0	0
Moderate	0	0	0	0
Non Low Moderate	0	0	0	0
Total	0	0	0	0

Percent Low/Mod

**Annual Accomplishments**

No data returned for this view. This might be because the applied filter excludes all data.





U.S. Department of Housing and Urban Development  
Office of Community Planning and Development  
Integrated Disbursement and Information System  
CDBG Activity Summary Report (GPR) for Program Year 2022  
SAN DIEGO

Date: 22-Sep-2023  
Time: 20:55  
Page: 229

**PGM Year:** 2022  
**Project:** 0002 - Workforce Development  
**IDIS Activity:** 7667 - SD CONT EDUC-GATEWAY-23

**Status:** Open  
**Location:** 4343 Ocean View Blvd San Diego, CA 92113-1915

**Objective:** Create suitable living environments  
**Outcome:** Availability/accessibility  
**Matrix Code:** Employment Training (05H)

**National Objective:** LMC

**Activity to prevent, prepare for, and respond to Coronavirus:** No

**Initial Funding Date:** 02/15/2023

**Description:**

San Diego Gateway to College and Career-Foster Youth will support 30 former and current transition-aged foster youth in obtaining their professional certificates (and high school diploma or equivalency as needed) to win jobs in high-demand, high-wage career paths leading to sustainable living wages.

**Financing**

	Fund Type	Grant Year	Grant	Funded Amount	Drawn In Program Year	Drawn Thru Program Year
CDBG	EN	2022	B22MC060542	\$120,560.00	\$0.00	\$0.00
<b>Total</b>	<b>Total</b>			<b>\$120,560.00</b>	<b>\$0.00</b>	<b>\$0.00</b>

**Proposed Accomplishments**

People (General) : 30

**Actual Accomplishments**

*Number assisted:*

	Owner		Renter		Total		Person	
	Total	Hispanic	Total	Hispanic	Total	Hispanic	Total	Hispanic
White:	0	0	0	0	0	0		0
Black/African American:	0	0	0	0	0	0	0	0
Asian:	0	0	0	0	0	0	0	0
American Indian/Alaskan Native:	0	0	0	0	0	0	0	0
Native Hawaiian/Other Pacific Islander:	0	0	0	0	0	0	0	0
American Indian/Alaskan Native & White:	0	0	0	0	0	0	0	0
Asian White:	0	0	0	0	0	0	0	0
Black/African American & White:	0	0	0	0	0	0	0	0
American Indian/Alaskan Native & Black/African American:	0	0	0	0	0	0	0	0
Other multi-racial:	0	0	0	0	0	0	0	0
Asian/Pacific Islander:	0	0	0	0	0	0	0	0
Hispanic:	0	0	0	0	0	0	0	0



U.S. Department of Housing and Urban Development  
Office of Community Planning and Development  
Integrated Disbursement and Information System  
CDBG Activity Summary Report (GPR) for Program Year 2022  
SAN DIEGO

Date: 22-Sep-2023  
Time: 20:55  
Page: 230

**Total:** 0 0 0 0 0 0 0 0

Female-headed Households: 0 0 0 0

Income Category:

	Owner	Renter	Total	Person
Extremely Low	0	0	0	0
Low Mod	0	0	0	0
Moderate	0	0	0	0
Non Low Moderate	0	0	0	0
Total	0	0	0	0
Percent Low/Mod				

Annual Accomplishments

No data returned for this view. This might be because the applied filter excludes all data.



U.S. Department of Housing and Urban Development  
Office of Community Planning and Development  
Integrated Disbursement and Information System  
CDBG Activity Summary Report (GPR) for Program Year 2022  
SAN DIEGO

Date: 22-Sep-2023  
Time: 20:55  
Page: 231

**PGM Year:** 2022  
**Project:** 0002 - Workforce Development  
**IDIS Activity:** 7668 - WORKSHOPS 4 WARRIORS-EMP TRG-23

**Status:** Open  
**Location:** 2790 Main St San Diego, CA 92113-3712

**Objective:** Create suitable living environments  
**Outcome:** Availability/accessibility  
**Matrix Code:** Employment Training (05H)

**National Objective:** LMC

**Activity to prevent, prepare for, and respond to Coronavirus:** No

**Initial Funding Date:** 09/06/2022

**Description:**

Workshops for Warriors project seeks to replace antiquated computer workstations that will ensure low income San Diego veterans sustain access to advanced manufacturing training and opportunities for middle income employment.

**Financing**

	Fund Type	Grant Year	Grant	Funded Amount	Drawn In Program Year	Drawn Thru Program Year
CDBG	EN	2016	B16MC060542	\$29,409.82	\$0.00	\$0.00
		2017	B17MC060542	\$5,181.94	\$0.00	\$0.00
		2018	B18MC060542	\$117,642.85	\$0.00	\$0.00
		2019	B19MC060542	\$107,765.39	\$0.00	\$0.00
<b>Total</b>	<b>Total</b>			<b>\$260,000.00</b>	<b>\$0.00</b>	<b>\$0.00</b>

**Proposed Accomplishments**

People (General) : 54

**Actual Accomplishments**

*Number assisted:*

	Owner		Renter		Total		Person	
	Total	Hispanic	Total	Hispanic	Total	Hispanic	Total	Hispanic
White:	0	0	0	0	0	0		0
Black/African American:	0	0	0	0	0	0	0	0
Asian:	0	0	0	0	0	0	0	0
American Indian/Alaskan Native:	0	0	0	0	0	0	0	0
Native Hawaiian/Other Pacific Islander:	0	0	0	0	0	0	0	0
American Indian/Alaskan Native & White:	0	0	0	0	0	0	0	0
Asian White:	0	0	0	0	0	0	0	0
Black/African American & White:	0	0	0	0	0	0	0	0
American Indian/Alaskan Native & Black/African American:	0	0	0	0	0	0	0	0
Other multi-racial:	0	0	0	0	0	0	0	0



U.S. Department of Housing and Urban Development  
Office of Community Planning and Development  
Integrated Disbursement and Information System  
CDBG Activity Summary Report (GPR) for Program Year 2022  
SAN DIEGO

Date: 22-Sep-2023  
Time: 20:55  
Page: 232

Asian/Pacific Islander:	0	0	0	0	0	0	0	0
Hispanic:	0	0	0	0	0	0	0	0
<b>Total:</b>	<b>0</b>	<b>0</b>	<b>0</b>	<b>0</b>	<b>0</b>	<b>0</b>	<b>0</b>	<b>0</b>
Female-headed Households:	0		0		0			

*Income Category:*

	Owner	Renter	Total	Person
Extremely Low	0	0	0	0
Low Mod	0	0	0	0
Moderate	0	0	0	0
Non Low Moderate	0	0	0	0
Total	0	0	0	0

Percent Low/Mod

**Annual Accomplishments**

No data returned for this view. This might be because the applied filter excludes all data.



U.S. Department of Housing and Urban Development  
Office of Community Planning and Development  
Integrated Disbursement and Information System  
CDBG Activity Summary Report (GPR) for Program Year 2022  
SAN DIEGO

Date: 22-Sep-2023  
Time: 20:55  
Page: 233

**PGM Year:** 2022  
**Project:** 0003 - Community and Public Services  
**IDIS Activity:** 7669 - ACCESS YOUTH ACADEMY-23

**Status:** Open  
**Location:** 704 Euclid Ave San Diego, CA 92114-1014

**Objective:** Create suitable living environments  
**Outcome:** Availability/accessibility  
**Matrix Code:** Other Public Services Not Listed in  
05A-05Y, 03T (05Z)

**National Objective:** LMC

**Activity to prevent, prepare for, and respond to Coronavirus:** No

**Initial Funding Date:** 02/15/2023

**Description:**

Access Youth Academy's mission is to transform the lives of underserved youth through academic enrichment, health and wellness, social responsibility, and leadership development using the sport of squash as a catalyst.

**Financing**

	Fund Type	Grant Year	Grant	Funded Amount	Drawn In Program Year	Drawn Thru Program Year
CDBG	EN	2022	B22MC060542	\$100,000.00	\$8,333.33	\$8,333.33
<b>Total</b>	<b>Total</b>			<b>\$100,000.00</b>	<b>\$8,333.33</b>	<b>\$8,333.33</b>

**Proposed Accomplishments**

People (General) : 250

**Actual Accomplishments**

*Number assisted:*

	Owner		Renter		Total		Person	
	Total	Hispanic	Total	Hispanic	Total	Hispanic	Total	Hispanic
White:	0	0	0	0	0	0		0
Black/African American:	0	0	0	0	0	0	0	0
Asian:	0	0	0	0	0	0	0	0
American Indian/Alaskan Native:	0	0	0	0	0	0	0	0
Native Hawaiian/Other Pacific Islander:	0	0	0	0	0	0	0	0
American Indian/Alaskan Native & White:	0	0	0	0	0	0	0	0
Asian White:	0	0	0	0	0	0	0	0
Black/African American & White:	0	0	0	0	0	0	0	0
American Indian/Alaskan Native & Black/African American:	0	0	0	0	0	0	0	0
Other multi-racial:	0	0	0	0	0	0	0	0
Asian/Pacific Islander:	0	0	0	0	0	0	0	0
Hispanic:	0	0	0	0	0	0	0	0



U.S. Department of Housing and Urban Development  
Office of Community Planning and Development  
Integrated Disbursement and Information System  
CDBG Activity Summary Report (GPR) for Program Year 2022  
SAN DIEGO

Date: 22-Sep-2023

Time: 20:55

Page: 234

<b>Total:</b>	<b>0</b>	<b>0</b>	<b>0</b>	<b>0</b>	<b>0</b>	<b>0</b>	<b>0</b>	<b>0</b>
---------------	----------	----------	----------	----------	----------	----------	----------	----------

Female-headed Households:	0		0		0			
---------------------------	---	--	---	--	---	--	--	--

*Income Category:*

	Owner	Renter	Total	Person
Extremely Low	0	0	0	0
Low Mod	0	0	0	0
Moderate	0	0	0	0
Non Low Moderate	0	0	0	0
Total	0	0	0	0

Percent Low/Mod

**Annual Accomplishments**

No data returned for this view. This might be because the applied filter excludes all data.



U.S. Department of Housing and Urban Development  
Office of Community Planning and Development  
Integrated Disbursement and Information System  
CDBG Activity Summary Report (GPR) for Program Year 2022  
SAN DIEGO

Date: 22-Sep-2023  
Time: 20:55  
Page: 235

**PGM Year:** 2022  
**Project:** 0003 - Community and Public Services  
**IDIS Activity:** 7670 - BAYSIDE COMM CTR-SOCIAL SVCES-23

**Status:** Open  
**Location:** 2202 Comstock St San Diego, CA 92111-6502

**Objective:** Create suitable living environments  
**Outcome:** Availability/accessibility  
**Matrix Code:** Other Public Services Not Listed in  
05A-05Y, 03T (05Z)

**National Objective:** LMC

**Activity to prevent, prepare for, and respond to Coronavirus:** No

**Initial Funding Date:** 02/15/2023

**Description:**

Bayside Community Center proposes the continuation of its Social Services program, consisting of weekly food distributions, case management, daily senior lunch, and monthly food deliveries to homebound seniors, from July 2022 through June 2023.

**Financing**

	Fund Type	Grant Year	Grant	Funded Amount	Drawn In Program Year	Drawn Thru Program Year
CDBG	EN	2022	B22MC060542	\$118,422.44	\$34,695.93	\$34,695.93
<b>Total</b>	<b>Total</b>			<b>\$118,422.44</b>	<b>\$34,695.93</b>	<b>\$34,695.93</b>

**Proposed Accomplishments**

People (General) : 275

**Actual Accomplishments**

*Number assisted:*

	Owner		Renter		Total		Person	
	Total	Hispanic	Total	Hispanic	Total	Hispanic	Total	Hispanic
White:	0	0	0	0	0	0		0
Black/African American:	0	0	0	0	0	0	0	0
Asian:	0	0	0	0	0	0	0	0
American Indian/Alaskan Native:	0	0	0	0	0	0	0	0
Native Hawaiian/Other Pacific Islander:	0	0	0	0	0	0	0	0
American Indian/Alaskan Native & White:	0	0	0	0	0	0	0	0
Asian White:	0	0	0	0	0	0	0	0
Black/African American & White:	0	0	0	0	0	0	0	0
American Indian/Alaskan Native & Black/African American:	0	0	0	0	0	0	0	0
Other multi-racial:	0	0	0	0	0	0	0	0
Asian/Pacific Islander:	0	0	0	0	0	0	0	0
Hispanic:	0	0	0	0	0	0	0	0



U.S. Department of Housing and Urban Development  
Office of Community Planning and Development  
Integrated Disbursement and Information System  
CDBG Activity Summary Report (GPR) for Program Year 2022  
SAN DIEGO

Date: 22-Sep-2023  
Time: 20:55  
Page: 236

**Total:** 0 0 0 0 0 0 0 0

Female-headed Households: 0 0 0

Income Category:

	Owner	Renter	Total	Person
Extremely Low	0	0	0	0
Low Mod	0	0	0	0
Moderate	0	0	0	0
Non Low Moderate	0	0	0	0
Total	0	0	0	0
Percent Low/Mod				

Annual Accomplishments

No data returned for this view. This might be because the applied filter excludes all data.





U.S. Department of Housing and Urban Development  
Office of Community Planning and Development  
Integrated Disbursement and Information System  
CDBG Activity Summary Report (GPR) for Program Year 2022  
SAN DIEGO

Date: 22-Sep-2023  
Time: 20:55  
Page: 237

<b>PGM Year:</b>	2022		
<b>Project:</b>	0003 - Community and Public Services		
<b>IDIS Activity:</b>	7671 - FAMILY HLTH CTR-SAFE POINT SD-23		
<b>Status:</b>	Completed 9/15/2023 12:00:00 AM	<b>Objective:</b>	Create suitable living environments
<b>Location:</b>	823 Gateway Center Way San Diego, CA 92102-4541	<b>Outcome:</b>	Availability/accessibility
		<b>Matrix Code:</b>	Substance Abuse Services (05F)
		<b>National Objective:</b>	LMC

**Activity to prevent, prepare for, and respond to Coronavirus:** No

**Initial Funding Date:** 02/15/2023

**Description:**

Safe Point San Diego (SPSD) is the first and longest-running legally sanctioned syringe service program (SSP) in San Diego, providing harm reduction supplies, education, and lifesaving referrals to low-income San Diegans who inject drugs.

**Financing**

	Fund Type	Grant Year	Grant	Funded Amount	Drawn In Program Year	Drawn Thru Program Year
CDBG	EN	2022	B22MC060542	\$108,289.18	\$39,072.27	\$39,072.27
<b>Total</b>	<b>Total</b>			<b>\$108,289.18</b>	<b>\$39,072.27</b>	<b>\$39,072.27</b>

**Proposed Accomplishments**

People (General) : 1,215

**Actual Accomplishments**

*Number assisted:*

	Owner		Renter		Total		Person	
	Total	Hispanic	Total	Hispanic	Total	Hispanic	Total	Hispanic
White:	0	0	0	0	0	0	1,114	190
Black/African American:	0	0	0	0	0	0	218	13
Asian:	0	0	0	0	0	0	23	4
American Indian/Alaskan Native:	0	0	0	0	0	0	35	12
Native Hawaiian/Other Pacific Islander:	0	0	0	0	0	0	16	7
American Indian/Alaskan Native & White:	0	0	0	0	0	0	13	4
Asian White:	0	0	0	0	0	0	3	0
Black/African American & White:	0	0	0	0	0	0	11	0
American Indian/Alaskan Native & Black/African American:	0	0	0	0	0	0	7	2
Other multi-racial:	0	0	0	0	0	0	402	255
Asian/Pacific Islander:	0	0	0	0	0	0	0	0
Hispanic:	0	0	0	0	0	0	0	0



U.S. Department of Housing and Urban Development  
Office of Community Planning and Development  
Integrated Disbursement and Information System  
CDBG Activity Summary Report (GPR) for Program Year 2022  
SAN DIEGO

Date: 22-Sep-2023  
Time: 20:55  
Page: 238

**Total:** 0 0 0 0 0 0 1,842 487

Female-headed Households: 0 0 0

*Income Category:*

	Owner	Renter	Total	Person
Extremely Low	0	0	0	1,691
Low Mod	0	0	0	83
Moderate	0	0	0	36
Non Low Moderate	0	0	0	32
Total	0	0	0	1,842
Percent Low/Mod				98.3%

**Annual Accomplishments**

Years	Accomplishment Narrative	# Benefitting
2022	Family Health Centers of San Diego's (FHCS) Safe Point San Diego (SPSD) program, supported by CDBG funding, provides essential services to address the HIV, Hepatitis C (HCV), and opioid epidemics in San Diego County. SPSP operates from a mobile unit at two city approved sites: Downtown San Diego (16th and Imperial) on Tuesdays and Thursdays from 6:00 pm-9:00 pm and North Park San Diego (North Park Way and 31st) on Fridays from 10:00 am-1:00 pm. SPSP offers services such as syringe collection, 1:1 syringe distribution, harm reduction supplies, wound care items, and Naloxone for overdose reversal. Participants can also receive harm reduction kits, wound care kits, hygiene kits, fentanyl test strip kits, bleach kits, and safer sex kits. Twice a week, SPSP distributes safer smoking supplies. Upon enrollment in the program, participants may receive items listed above and 20 syringes for their starter kit. They may also receive referrals for FHCS clinical and Urgent Care locations, dates and times of the SPSP program, and Medication Assisted Treatment (MAT) and substance use disorder (SUD) services. After initial intake, clients exchange syringes on a one-for-one basis. SPSP offer numerous advantages to clients, connecting them with a wide range of vital healthcare services. SPSP plays a crucial role by linking individuals to HIV/HCV testing and treatment, Pre-Exposure Prophylaxis (PrEP) medication, primary care, SUD services, harm reduction education, case management, and social service programs. Additionally, SPSP facilitates referrals to detox and SUD treatment and rehabilitation programs. The program contributes to a reduction in abscesses and other injection-related injuries through the distribution of safer injection and harm reduction kits. Further, the program offers essential information on overdose prevention, drug contamination, and drug treatment/detox services. Moreover, SPSP staff provides transformative resources through referrals for clients ready to make life changes, such as undergoing substance abuse treatment or seeking permanent housing. Additionally, SPSP continued efforts to address opioid overdose risk by distributing Naloxone and conducting one-on-one Naloxone educational sessions. Program participants expressed immense relief that the program offers this life-saving intervention and have actively promoted this service among their networks. Several clients have shared accounts of how the Naloxone they received from SPSP was critical in saving countless lives of their friends and partners.	



U.S. Department of Housing and Urban Development  
Office of Community Planning and Development  
Integrated Disbursement and Information System  
CDBG Activity Summary Report (GPR) for Program Year 2022  
SAN DIEGO

Date: 22-Sep-2023  
Time: 20:55  
Page: 239

**PGM Year:** 2022  
**Project:** 0003 - Community and Public Services  
**IDIS Activity:** 7672 - HOME START-BEHAV HLTH SVCS-23

**Status:** Open  
**Location:** 5005 Texas St Ste 203 Suite 203 San Diego, CA 92108-3723

**Objective:** Create suitable living environments  
**Outcome:** Availability/accessibility  
**Matrix Code:** Abused and Neglected Children (05N) **National Objective:** LMC

**Activity to prevent, prepare for, and respond to Coronavirus:** No

**Initial Funding Date:** 02/15/2023

**Description:**

Home Start seeks renewed funding for our CARES Act funded therapists to continue serving City of San Diego LMI children suffering from increased trauma, abuse, and neglect due to the impact of the COVID-19 crisis.

**Financing**

	Fund Type	Grant Year	Grant	Funded Amount	Drawn In Program Year	Drawn Thru Program Year
CDBG	EN	2022	B22MC060542	\$112,023.36	\$0.00	\$0.00
<b>Total</b>	<b>Total</b>			<b>\$112,023.36</b>	<b>\$0.00</b>	<b>\$0.00</b>

**Proposed Accomplishments**

People (General) : 30

**Actual Accomplishments**

*Number assisted:*

	Owner		Renter		Total		Person	
	Total	Hispanic	Total	Hispanic	Total	Hispanic	Total	Hispanic
White:	0	0	0	0	0	0		0
Black/African American:	0	0	0	0	0	0	0	0
Asian:	0	0	0	0	0	0	0	0
American Indian/Alaskan Native:	0	0	0	0	0	0	0	0
Native Hawaiian/Other Pacific Islander:	0	0	0	0	0	0	0	0
American Indian/Alaskan Native & White:	0	0	0	0	0	0	0	0
Asian White:	0	0	0	0	0	0	0	0
Black/African American & White:	0	0	0	0	0	0	0	0
American Indian/Alaskan Native & Black/African American:	0	0	0	0	0	0	0	0
Other multi-racial:	0	0	0	0	0	0	0	0
Asian/Pacific Islander:	0	0	0	0	0	0	0	0
Hispanic:	0	0	0	0	0	0	0	0



U.S. Department of Housing and Urban Development  
Office of Community Planning and Development  
Integrated Disbursement and Information System  
CDBG Activity Summary Report (GPR) for Program Year 2022  
SAN DIEGO

Date: 22-Sep-2023

Time: 20:55

Page: 240

<b>Total:</b>	<b>0</b>	<b>0</b>	<b>0</b>	<b>0</b>	<b>0</b>	<b>0</b>	<b>0</b>	<b>0</b>
---------------	----------	----------	----------	----------	----------	----------	----------	----------

Female-headed Households:	0		0		0			
---------------------------	---	--	---	--	---	--	--	--

*Income Category:*

	<b>Owner</b>	<b>Renter</b>	<b>Total</b>	<b>Person</b>
Extremely Low	0	0	0	0
Low Mod	0	0	0	0
Moderate	0	0	0	0
Non Low Moderate	0	0	0	0
Total	0	0	0	0

Percent Low/Mod

**Annual Accomplishments**

No data returned for this view. This might be because the applied filter excludes all data.



U.S. Department of Housing and Urban Development  
Office of Community Planning and Development  
Integrated Disbursement and Information System  
CDBG Activity Summary Report (GPR) for Program Year 2022  
SAN DIEGO

Date: 22-Sep-2023  
Time: 20:55  
Page: 241

**PGM Year:** 2022  
**Project:** 0003 - Community and Public Services  
**IDIS Activity:** 7673 - INTERFAITH-TRANSITIONAL-23

**Status:** Completed 9/15/2023 12:00:00 AM  
**Location:** Address Suppressed

**Objective:** Create suitable living environments  
**Outcome:** Availability/accessibility  
**Matrix Code:** Services for victims of domestic violence, dating violence, sexual assault or stalking (05G)

**National Objective:** LMC

**Activity to prevent, prepare for, and respond to Coronavirus:** No

**Initial Funding Date:** 02/15/2023

**Description:**

ISN El Nido Transitional Housing Program offers homeless single women and women with children who are fleeing domestic violence a safe haven and the array of services needed to overcome obstacles to self-sufficiency and permanent housing.

**Financing**

	Fund Type	Grant Year	Grant	Funded Amount	Drawn In Program Year	Drawn Thru Program Year
CDBG	EN	2022	B22MC060542	\$110,664.00	\$44,114.00	\$44,114.00
<b>Total</b>	<b>Total</b>			<b>\$110,664.00</b>	<b>\$44,114.00</b>	<b>\$44,114.00</b>

**Proposed Accomplishments**

People (General) : 60

**Actual Accomplishments**

*Number assisted:*

	Owner		Renter		Total		Person	
	Total	Hispanic	Total	Hispanic	Total	Hispanic	Total	Hispanic
White:	0	0	0	0	0	0	26	25
Black/African American:	0	0	0	0	0	0	9	0
Asian:	0	0	0	0	0	0	0	0
American Indian/Alaskan Native:	0	0	0	0	0	0	0	0
Native Hawaiian/Other Pacific Islander:	0	0	0	0	0	0	1	0
American Indian/Alaskan Native & White:	0	0	0	0	0	0	0	0
Asian White:	0	0	0	0	0	0	0	0
Black/African American & White:	0	0	0	0	0	0	3	0
American Indian/Alaskan Native & Black/African American:	0	0	0	0	0	0	0	0
Other multi-racial:	0	0	0	0	0	0	1	0
Asian/Pacific Islander:	0	0	0	0	0	0	0	0
Hispanic:	0	0	0	0	0	0	0	0



U.S. Department of Housing and Urban Development  
Office of Community Planning and Development  
Integrated Disbursement and Information System  
CDBG Activity Summary Report (GPR) for Program Year 2022  
SAN DIEGO

Date: 22-Sep-2023  
Time: 20:55  
Page: 242

**Total:** 0 0 0 0 0 0 40 25

Female-headed Households: 0 0 0 0

*Income Category:*

	Owner	Renter	Total	Person
Extremely Low	0	0	0	31
Low Mod	0	0	0	5
Moderate	0	0	0	4
Non Low Moderate	0	0	0	0
Total	0	0	0	40
Percent Low/Mod				100.0%

**Annual Accomplishments**

Years	Accomplishment Narrative	# Benefitting
2022	El Nido provided transitional housing for 40 women and children. Eleven families were housed in separate apartments within the El Nido complex. Participants received weekly case management, assisting them to access services, and develop skills such as household budgeting and parenting, to meet their personal goals. Women and children not already in care received a psychological assessment two weeks after entry to the program. Individual counseling was scheduled with trauma-informed clinicians and continued until clinicians signed off on clients. Clients benefited by being treated for the trauma of domestic violence and any additional emotional issues arising from it. Adults received Housing Search Assistance, including credit repair, application assistance, advocacy with property managers, and household budgeting and planning. Six families exited the program for permanent housing, four are still in the program and one family exited for another service agency.	



U.S. Department of Housing and Urban Development  
Office of Community Planning and Development  
Integrated Disbursement and Information System  
CDBG Activity Summary Report (GPR) for Program Year 2022  
SAN DIEGO

Date: 22-Sep-2023  
Time: 20:55  
Page: 243

<b>PGM Year:</b>	2022		
<b>Project:</b>	0003 - Community and Public Services		
<b>IDIS Activity:</b>	7674 - LA MAESTRA HEALTH SERVICES-23		
<b>Status:</b>	Open	<b>Objective:</b>	Create suitable living environments
<b>Location:</b>	4175 Fairmount Ave Suite 1609 San Diego, CA 92105-1609	<b>Outcome:</b>	Availability/accessibility
		<b>Matrix Code:</b>	Health Services (05M)
		<b>National Objective:</b>	LMC

**Activity to prevent, prepare for, and respond to Coronavirus:** No

**Initial Funding Date:** 02/15/2023

**Description:**

La Maestra aims to improve the lives of homeless individuals and families in the City of San Diego by improving access to medical, dental and behavioral health care at the organization's HOPE Clinic.

**Financing**

	Fund Type	Grant Year	Grant	Funded Amount	Drawn In Program Year	Drawn Thru Program Year
CDBG	EN	2022	B22MC060542	\$197,600.00	\$0.00	\$0.00
<b>Total</b>	<b>Total</b>			<b>\$197,600.00</b>	<b>\$0.00</b>	<b>\$0.00</b>

**Proposed Accomplishments**

People (General) : 750

**Actual Accomplishments**

*Number assisted:*

	<b>Owner</b>		<b>Renter</b>		<b>Total</b>		<b>Person</b>	
	Total	Hispanic	Total	Hispanic	Total	Hispanic	Total	Hispanic
White:	0	0	0	0	0	0		0
Black/African American:	0	0	0	0	0	0	0	0
Asian:	0	0	0	0	0	0	0	0
American Indian/Alaskan Native:	0	0	0	0	0	0	0	0
Native Hawaiian/Other Pacific Islander:	0	0	0	0	0	0	0	0
American Indian/Alaskan Native & White:	0	0	0	0	0	0	0	0
Asian White:	0	0	0	0	0	0	0	0
Black/African American & White:	0	0	0	0	0	0	0	0
American Indian/Alaskan Native & Black/African American:	0	0	0	0	0	0	0	0
Other multi-racial:	0	0	0	0	0	0	0	0
Asian/Pacific Islander:	0	0	0	0	0	0	0	0
Hispanic:	0	0	0	0	0	0	0	0



U.S. Department of Housing and Urban Development  
Office of Community Planning and Development  
Integrated Disbursement and Information System  
CDBG Activity Summary Report (GPR) for Program Year 2022  
SAN DIEGO

Date: 22-Sep-2023

Time: 20:55

Page: 244

<b>Total:</b>	<b>0</b>	<b>0</b>	<b>0</b>	<b>0</b>	<b>0</b>	<b>0</b>	<b>0</b>	<b>0</b>
---------------	----------	----------	----------	----------	----------	----------	----------	----------

Female-headed Households:	0		0		0			
---------------------------	---	--	---	--	---	--	--	--

*Income Category:*

	Owner	Renter	Total	Person
Extremely Low	0	0	0	0
Low Mod	0	0	0	0
Moderate	0	0	0	0
Non Low Moderate	0	0	0	0
Total	0	0	0	0

Percent Low/Mod

**Annual Accomplishments**

No data returned for this view. This might be because the applied filter excludes all data.





U.S. Department of Housing and Urban Development  
Office of Community Planning and Development  
Integrated Disbursement and Information System  
CDBG Activity Summary Report (GPR) for Program Year 2022  
SAN DIEGO

Date: 22-Sep-2023  
Time: 20:55  
Page: 245

**PGM Year:** 2022  
**Project:** 0003 - Community and Public Services  
**IDIS Activity:** 7675 - OCEAN DISC-LIVING LAB SOLAR TR-23

**Status:** Open  
**Location:** 4255 Thorn St San Diego, CA 92105-4122

**Objective:** Create suitable living environments  
**Outcome:** Availability/accessibility  
**Matrix Code:** Youth Services (05D)

**National Objective:** LMC

**Activity to prevent, prepare for, and respond to Coronavirus:** No

**Initial Funding Date:** 02/15/2023

**Description:**

Ocean Discovery's Out-of-School Programs provide academic enrichment and mentorship through year-round and tuition-free hands-on science experiences.

**Financing**

	Fund Type	Grant Year	Grant	Funded Amount	Drawn In Program Year	Drawn Thru Program Year
CDBG	EN	2022	B22MC060542	\$50,000.00	\$17,916.58	\$17,916.58
<b>Total</b>	<b>Total</b>			<b>\$50,000.00</b>	<b>\$17,916.58</b>	<b>\$17,916.58</b>

**Proposed Accomplishments**

People (General) : 100

**Actual Accomplishments**

*Number assisted:*

	Owner		Renter		Total		Person	
	Total	Hispanic	Total	Hispanic	Total	Hispanic	Total	Hispanic
White:	0	0	0	0	0	0		0
Black/African American:	0	0	0	0	0	0	0	0
Asian:	0	0	0	0	0	0	0	0
American Indian/Alaskan Native:	0	0	0	0	0	0	0	0
Native Hawaiian/Other Pacific Islander:	0	0	0	0	0	0	0	0
American Indian/Alaskan Native & White:	0	0	0	0	0	0	0	0
Asian White:	0	0	0	0	0	0	0	0
Black/African American & White:	0	0	0	0	0	0	0	0
American Indian/Alaskan Native & Black/African American:	0	0	0	0	0	0	0	0
Other multi-racial:	0	0	0	0	0	0	0	0
Asian/Pacific Islander:	0	0	0	0	0	0	0	0
Hispanic:	0	0	0	0	0	0	0	0
<b>Total:</b>	<b>0</b>	<b>0</b>	<b>0</b>	<b>0</b>	<b>0</b>	<b>0</b>	<b>0</b>	<b>0</b>



U.S. Department of Housing and Urban Development  
Office of Community Planning and Development  
Integrated Disbursement and Information System  
CDBG Activity Summary Report (GPR) for Program Year 2022  
SAN DIEGO

Date: 22-Sep-2023

Time: 20:55

Page: 246

Female-headed Households: 0 0 0

*Income Category:*

	Owner	Renter	Total	Person
Extremely Low	0	0	0	0
Low Mod	0	0	0	0
Moderate	0	0	0	0
Non Low Moderate	0	0	0	0
Total	0	0	0	0

Percent Low/Mod

**Annual Accomplishments**

No data returned for this view. This might be because the applied filter excludes all data.



U.S. Department of Housing and Urban Development  
Office of Community Planning and Development  
Integrated Disbursement and Information System  
CDBG Activity Summary Report (GPR) for Program Year 2022  
SAN DIEGO

Date: 22-Sep-2023  
Time: 20:55  
Page: 247

**PGM Year:** 2022  
**Project:** 0003 - Community and Public Services  
**IDIS Activity:** 7676 - REALITY CHANGERS-COLLEGE-23

**Status:** Completed 9/15/2023 12:00:00 AM  
**Location:** 4251 37th St San Diego, CA 92105-1077

**Objective:** Create suitable living environments  
**Outcome:** Availability/accessibility  
**Matrix Code:** Youth Services (05D)

**National Objective:** LMC

**Activity to prevent, prepare for, and respond to Coronavirus:** No

**Initial Funding Date:** 02/15/2023

**Description:**

Through two new and one expanded program, Reality Changers will serve 140 additional middle school and high school students on their respective campuses with college & career-focused academic and leadership support.

**Financing**

	Fund Type	Grant Year	Grant	Funded Amount	Drawn In Program Year	Drawn Thru Program Year
CDBG	EN	2022	B22MC060542	\$102,600.00	\$43,951.16	\$43,951.16
<b>Total</b>	<b>Total</b>			<b>\$102,600.00</b>	<b>\$43,951.16</b>	<b>\$43,951.16</b>

**Proposed Accomplishments**

People (General) : 140

**Actual Accomplishments**

*Number assisted:*

	Owner		Renter		Total		Person	
	Total	Hispanic	Total	Hispanic	Total	Hispanic	Total	Hispanic
White:	0	0	0	0	0	0	24	23
Black/African American:	0	0	0	0	0	0	5	1
Asian:	0	0	0	0	0	0	18	2
American Indian/Alaskan Native:	0	0	0	0	0	0	1	1
Native Hawaiian/Other Pacific Islander:	0	0	0	0	0	0	1	1
American Indian/Alaskan Native & White:	0	0	0	0	0	0	0	0
Asian White:	0	0	0	0	0	0	0	0
Black/African American & White:	0	0	0	0	0	0	1	0
American Indian/Alaskan Native & Black/African American:	0	0	0	0	0	0	0	0
Other multi-racial:	0	0	0	0	0	0	37	35
Asian/Pacific Islander:	0	0	0	0	0	0	0	0
Hispanic:	0	0	0	0	0	0	0	0



U.S. Department of Housing and Urban Development  
Office of Community Planning and Development  
Integrated Disbursement and Information System  
CDBG Activity Summary Report (GPR) for Program Year 2022  
SAN DIEGO

Date: 22-Sep-2023  
Time: 20:55  
Page: 248

**Total:** 0 0 0 0 0 0 87 63

Female-headed Households: 0 0 0 0

*Income Category:*

	Owner	Renter	Total	Person
Extremely Low	0	0	0	38
Low Mod	0	0	0	29
Moderate	0	0	0	14
Non Low Moderate	0	0	0	6
Total	0	0	0	87
Percent Low/Mod				93.1%

**Annual Accomplishments**

Years	Accomplishment Narrative	# Benefitting
2022	Reality Changers provided 87 students with college access services. Eleventh grade students were able to get a head start on the college application process, ensuring that they are ready for the year to come. Starting the process in the spring of 11th grade ensures that students have the time and drive to have a successful college application process. It allows for adequate exploration of the colleges and universities they may be interested in, time to explore their personal stories and edit them to sync with college admissions prompts, gets students thinking about financial aid early so they can apply to more scholarships, and lastly, shows that starting processes like this one can help alleviate the stress that can accompany such a large step in life. Reality Changers' students earn over \$64,000 in gift aid on average, and more than 95% of them plan on attending a 4-year school. The lessons, starting in April were biweekly and ran through the end of the school year.	



U.S. Department of Housing and Urban Development  
Office of Community Planning and Development  
Integrated Disbursement and Information System  
CDBG Activity Summary Report (GPR) for Program Year 2022  
SAN DIEGO

Date: 22-Sep-2023  
Time: 20:55  
Page: 249

<b>PGM Year:</b>	2022		
<b>Project:</b>	0003 - Community and Public Services		
<b>IDIS Activity:</b>	7677 - SD LGBT CTR-BEHAV HLTH-23		
<b>Status:</b>	Open	<b>Objective:</b>	Create suitable living environments
<b>Location:</b>	3909 Centre St San Diego, CA 92103-3410	<b>Outcome:</b>	Availability/accessibility
		<b>Matrix Code:</b>	Mental Health Services (050)
		<b>National Objective:</b>	LMC

**Activity to prevent, prepare for, and respond to Coronavirus:** No

**Initial Funding Date:** 02/15/2023

**Description:**

Established in 1986, The Center's behavioral health services program is the only program in the City of San Diego dedicated to serving the LGBT community, providing individual, couple, family, group, and crisis counseling, with a 24-hour crisis line.

**Financing**

	Fund Type	Grant Year	Grant	Funded Amount	Drawn In Program Year	Drawn Thru Program Year
CDBG	EN	2022	B22MC060542	\$150,000.00	\$26,495.75	\$26,495.75
<b>Total</b>	<b>Total</b>			<b>\$150,000.00</b>	<b>\$26,495.75</b>	<b>\$26,495.75</b>

**Proposed Accomplishments**

People (General) : 150

**Actual Accomplishments**

*Number assisted:*

	<b>Owner</b>		<b>Renter</b>		<b>Total</b>		<b>Person</b>	
	Total	Hispanic	Total	Hispanic	Total	Hispanic	Total	Hispanic
White:	0	0	0	0	0	0		0
Black/African American:	0	0	0	0	0	0	0	0
Asian:	0	0	0	0	0	0	0	0
American Indian/Alaskan Native:	0	0	0	0	0	0	0	0
Native Hawaiian/Other Pacific Islander:	0	0	0	0	0	0	0	0
American Indian/Alaskan Native & White:	0	0	0	0	0	0	0	0
Asian White:	0	0	0	0	0	0	0	0
Black/African American & White:	0	0	0	0	0	0	0	0
American Indian/Alaskan Native & Black/African American:	0	0	0	0	0	0	0	0
Other multi-racial:	0	0	0	0	0	0	0	0
Asian/Pacific Islander:	0	0	0	0	0	0	0	0
Hispanic:	0	0	0	0	0	0	0	0



U.S. Department of Housing and Urban Development  
Office of Community Planning and Development  
Integrated Disbursement and Information System  
CDBG Activity Summary Report (GPR) for Program Year 2022  
SAN DIEGO

Date: 22-Sep-2023

Time: 20:55

Page: 250

<b>Total:</b>	<b>0</b>	<b>0</b>	<b>0</b>	<b>0</b>	<b>0</b>	<b>0</b>	<b>0</b>	<b>0</b>
---------------	----------	----------	----------	----------	----------	----------	----------	----------

Female-headed Households:	0		0		0			
---------------------------	---	--	---	--	---	--	--	--

*Income Category:*

	<b>Owner</b>	<b>Renter</b>	<b>Total</b>	<b>Person</b>
Extremely Low	0	0	0	0
Low Mod	0	0	0	0
Moderate	0	0	0	0
Non Low Moderate	0	0	0	0
Total	0	0	0	0

Percent Low/Mod

**Annual Accomplishments**

No data returned for this view. This might be because the applied filter excludes all data.



U.S. Department of Housing and Urban Development  
Office of Community Planning and Development  
Integrated Disbursement and Information System  
CDBG Activity Summary Report (GPR) for Program Year 2022  
SAN DIEGO

Date: 22-Sep-2023  
Time: 20:55  
Page: 251

<b>PGM Year:</b>	2022		
<b>Project:</b>	0003 - Community and Public Services		
<b>IDIS Activity:</b>	7678 - VOICES FOR CHILDREN-23		
<b>Status:</b>	Completed 9/15/2023 12:00:00 AM	<b>Objective:</b>	Create suitable living environments
<b>Location:</b>	2851 Meadow Lark Dr San Diego, CA 92123-2709	<b>Outcome:</b>	Availability/accessibility
		<b>Matrix Code:</b>	Abused and Neglected Children (05N)
		<b>National Objective:</b>	LMC

**Activity to prevent, prepare for, and respond to Coronavirus:** No

**Initial Funding Date:** 02/15/2023

**Description:**

Voices for Children will provide 30 City of San Diego foster youth with a highly-trained, volunteer Court Appointed Special Advocate (CASA) who will advocate for them to receive the services they need to overcome trauma and reach their potential.

**Financing**

	Fund Type	Grant Year	Grant	Funded Amount	Drawn In Program Year	Drawn Thru Program Year
CDBG	EN	2018	B18MC060542	\$38,483.77	\$0.00	\$0.00
		2022	B22MC060542	\$21,820.63	\$21,820.63	\$21,820.63
<b>Total</b>	<b>Total</b>			<b>\$60,304.40</b>	<b>\$21,820.63</b>	<b>\$21,820.63</b>

**Proposed Accomplishments**

People (General) : 30

**Actual Accomplishments**

*Number assisted:*

	Owner		Renter		Total		Person	
	Total	Hispanic	Total	Hispanic	Total	Hispanic	Total	Hispanic
White:	0	0	0	0	0	0	15	12
Black/African American:	0	0	0	0	0	0	10	0
Asian:	0	0	0	0	0	0	0	0
American Indian/Alaskan Native:	0	0	0	0	0	0	0	0
Native Hawaiian/Other Pacific Islander:	0	0	0	0	0	0	0	0
American Indian/Alaskan Native & White:	0	0	0	0	0	0	0	0
Asian White:	0	0	0	0	0	0	0	0
Black/African American & White:	0	0	0	0	0	0	0	0
American Indian/Alaskan Native & Black/African American:	0	0	0	0	0	0	0	0
Other multi-racial:	0	0	0	0	0	0	6	6
Asian/Pacific Islander:	0	0	0	0	0	0	0	0



U.S. Department of Housing and Urban Development  
Office of Community Planning and Development  
Integrated Disbursement and Information System  
CDBG Activity Summary Report (GPR) for Program Year 2022  
SAN DIEGO

Date: 22-Sep-2023  
Time: 20:55  
Page: 252

Hispanic:	0	0	0	0	0	0	0	0
<b>Total:</b>	<b>0</b>	<b>0</b>	<b>0</b>	<b>0</b>	<b>0</b>	<b>0</b>	<b>31</b>	<b>18</b>
Female-headed Households:	0		0		0			
<i>Income Category:</i>								
	<b>Owner</b>	<b>Renter</b>	<b>Total</b>	<b>Person</b>				
Extremely Low	0	0	0	31				
Low Mod	0	0	0	0				
Moderate	0	0	0	0				
Non Low Moderate	0	0	0	0				
Total	0	0	0	31				
Percent Low/Mod	100.0%							

**Annual Accomplishments**

<b>Years</b>	<b>Accomplishment Narrative</b>	<b># Benefitting</b>
2022	<p>VFC provided advocacy to 31 CDBG children in foster care in the City of San Diego as a result of CDBG funding. Children have achieved stability, been connected to essential services and have had the support of a consistent and caring adult in their life for the past year. As we continue on past this grant cycle, CASAs will continue to meet with their case children monthly.</p> <p>During June 2023, VFC concluded a session of Advocate University, our 35-hour CASA-training program. Twenty-nine CASA trainees successfully graduated from that session. VFC held three information sessions for prospective volunteers in June, staffed information booths at the Black Infant Health's Fun in the Sun event at the Martin Luther King Jr. Recreation Center in San Diego and a Juneteenth event at Memorial Community Park in San Diego, and made presentations to the Point Loma Optimist Club service organization and at a charity bike build with Intuit. VFC also held continuing education sessions for existing CASAs, including a self-care workshop hosted by VFC's Trauma-Informed Care Committee at Civita Park and a presentation about pregnant and parenting youth.</p>	





U.S. Department of Housing and Urban Development  
Office of Community Planning and Development  
Integrated Disbursement and Information System  
CDBG Activity Summary Report (GPR) for Program Year 2022  
SAN DIEGO

Date: 22-Sep-2023  
Time: 20:55  
Page: 253

**PGM Year:** 2022  
**Project:** 0003 - Community and Public Services  
**IDIS Activity:** 7679 - WESLEY HOUSE STUDENT SUPPORT-23  
**Status:** Open  
**Location:** 5710 Hardy Ave Suite 12 San Diego, CA 92115-1363

**Objective:** Create economic opportunities  
**Outcome:** Availability/accessibility  
**Matrix Code:** Employment Training (05H) **National Objective:** LMC

**Activity to prevent, prepare for, and respond to Coronavirus:** No

**Initial Funding Date:** 02/15/2023

**Description:**

The Student Supportive Services Program promotes student success through tutoring, mentorships, financial literacy and job preparedness workshops, mental and physical wellness seminars, a full-service food pantry, and affordable housing.

**Financing**

	Fund Type	Grant Year	Grant	Funded Amount	Drawn In Program Year	Drawn Thru Program Year
CDBG	EN	2018	B18MC060542	\$61,524.07	\$0.00	\$0.00
		2022	B22MC060542	\$25,623.93	\$10,620.00	\$10,620.00
<b>Total</b>	<b>Total</b>			<b>\$87,148.00</b>	<b>\$10,620.00</b>	<b>\$10,620.00</b>

**Proposed Accomplishments**

People (General) : 150

**Actual Accomplishments**

*Number assisted:*

	Owner		Renter		Total		Person	
	Total	Hispanic	Total	Hispanic	Total	Hispanic	Total	Hispanic
White:	0	0	0	0	0	0		0
Black/African American:	0	0	0	0	0	0	0	0
Asian:	0	0	0	0	0	0	0	0
American Indian/Alaskan Native:	0	0	0	0	0	0	0	0
Native Hawaiian/Other Pacific Islander:	0	0	0	0	0	0	0	0
American Indian/Alaskan Native & White:	0	0	0	0	0	0	0	0
Asian White:	0	0	0	0	0	0	0	0
Black/African American & White:	0	0	0	0	0	0	0	0
American Indian/Alaskan Native & Black/African American:	0	0	0	0	0	0	0	0
Other multi-racial:	0	0	0	0	0	0	0	0
Asian/Pacific Islander:	0	0	0	0	0	0	0	0



U.S. Department of Housing and Urban Development  
Office of Community Planning and Development  
Integrated Disbursement and Information System  
CDBG Activity Summary Report (GPR) for Program Year 2022  
SAN DIEGO

Date: 22-Sep-2023

Time: 20:55

Page: 254

Hispanic:	0	0	0	0	0	0	0	0
<b>Total:</b>	<b>0</b>	<b>0</b>	<b>0</b>	<b>0</b>	<b>0</b>	<b>0</b>	<b>0</b>	<b>0</b>

Female-headed Households:	0	0	0
---------------------------	---	---	---

*Income Category:*

	Owner	Renter	Total	Person
Extremely Low	0	0	0	0
Low Mod	0	0	0	0
Moderate	0	0	0	0
Non Low Moderate	0	0	0	0
Total	0	0	0	0

Percent Low/Mod

**Annual Accomplishments**

No data returned for this view. This might be because the applied filter excludes all data.



U.S. Department of Housing and Urban Development  
Office of Community Planning and Development  
Integrated Disbursement and Information System  
CDBG Activity Summary Report (GPR) for Program Year 2022  
SAN DIEGO

Date: 22-Sep-2023  
Time: 20:55  
Page: 255

<b>PGM Year:</b>	2022		
<b>Project:</b>	0004 - Economic Development		
<b>IDIS Activity:</b>	7680 - ACCESSITY-SAN DIEGO-23		
<b>Status:</b>	Completed 9/15/2023 12:00:00 AM	<b>Objective:</b>	Create economic opportunities
<b>Location:</b>	404 Euclid Ave Ste 271 Suite 271 San Diego, CA 92114-2222	<b>Outcome:</b>	Availability/accessibility
		<b>Matrix Code:</b>	Micro-Enterprise Assistance (18C)
		<b>National Objective:</b>	LMCMC

**Activity to prevent, prepare for, and respond to Coronavirus:** No

**Initial Funding Date:** 02/15/2023

**Description:**

Accessity's project delivers individualized technical assistance on basic business and financial management, and access to capital from \$300 to \$100,000 for establishing or expanding City of San Diego microenterprises owned by low- to moderate-income entrepreneurs.

**Financing**

	Fund Type	Grant Year	Grant	Funded Amount	Drawn In Program Year	Drawn Thru Program Year
CDBG	EN	2022	B22MC060542	\$219,131.67	\$92,186.50	\$92,186.50
<b>Total</b>	<b>Total</b>			<b>\$219,131.67</b>	<b>\$92,186.50</b>	<b>\$92,186.50</b>

**Proposed Accomplishments**

Businesses : 55

**Actual Accomplishments**

*Number assisted:*

	<b>Owner</b>		<b>Renter</b>		<b>Total</b>		<b>Person</b>	
	Total	Hispanic	Total	Hispanic	Total	Hispanic	Total	Hispanic
White:	0	0	0	0	0	0	22	8
Black/African American:	0	0	0	0	0	0	0	0
Asian:	0	0	0	0	0	0	5	0
American Indian/Alaskan Native:	0	0	0	0	0	0	0	0
Native Hawaiian/Other Pacific Islander:	0	0	0	0	0	0	0	0
American Indian/Alaskan Native & White:	0	0	0	0	0	0	1	0
Asian White:	0	0	0	0	0	0	0	0
Black/African American & White:	0	0	0	0	0	0	1	0
American Indian/Alaskan Native & Black/African American:	0	0	0	0	0	0	1	0
Other multi-racial:	0	0	0	0	0	0	7	6
Asian/Pacific Islander:	0	0	0	0	0	0	0	0
Hispanic:	0	0	0	0	0	0	0	0



U.S. Department of Housing and Urban Development  
Office of Community Planning and Development  
Integrated Disbursement and Information System  
CDBG Activity Summary Report (GPR) for Program Year 2022  
SAN DIEGO

Date: 22-Sep-2023  
Time: 20:55  
Page: 256

**Total:** 0 0 0 0 0 0 37 14

Female-headed Households: 0 0 0

*Income Category:*

	Owner	Renter	Total	Person
Extremely Low	0	0	0	12
Low Mod	0	0	0	13
Moderate	0	0	0	12
Non Low Moderate	0	0	0	0
Total	0	0	0	37
Percent Low/Mod				100.0%

**Annual Accomplishments**

Years	Accomplishment Narrative	# Benefitting
2022	<p>In FY 2023 (July 2022 to June 2023), Accessity completed the following per the CDBG agreement:</p> <p>Technical Assistance: Accessity provided technical assistance to 37 clients, 24 of which received loans between \$300 and \$100,000. All FY23 clients are LMI City of SD residents/businesses.</p> <p>Client Data Monitoring: Program data on 37 clients was captured during the loan application process in FY23. Data monitoring continues for these 37 LMI clients reported to CDBG FY23 and for the 57 LMI active City of SD clients reported under prior years' CDBG contracts.</p> <p>Workshops 0 FY23 CDBG client attended Accessity educational workshops in the City of SD. FY23 CDBG client participation at these workshops was tracked, but costs to conduct these workshops were not charged to CDBG.</p> <p>The above CDBG-paid activities supported additional client benefits:</p> <p>During FY23, Accessity participated in educational presentations, small business events, and workshops within the City of San Diego in conjunction with various business associations, task forces, and banking partners to support small business owners with resources and education. In total, those activities reached 2,672 local City of San Diego small business owners.</p> <p>Loan application assistance and wrap-around support: 330 applicants received wrap-around support from staff. These clients received practical business and financial planning skills.</p> <p>The 24 loans to FY23 CDBG clients maintained 52 jobs and created 15 jobs, 67 jobs in all which benefited City of San Diego communities.</p> <p>Accessity provided services to 2 clients that were otherwise CDBG-eligible but did not receive their business tax certificates to send to Accessity for CDBG reporting.</p>	



U.S. Department of Housing and Urban Development  
Office of Community Planning and Development  
Integrated Disbursement and Information System  
CDBG Activity Summary Report (GPR) for Program Year 2022  
SAN DIEGO

Date: 22-Sep-2023  
Time: 20:55  
Page: 257

<b>PGM Year:</b>	2022		
<b>Project:</b>	0004 - Economic Development		
<b>IDIS Activity:</b>	7681 - HORN OF AFRICA-CH REFUGEE BUS-23		
<b>Status:</b>	Open	<b>Objective:</b>	Create economic opportunities
<b>Location:</b>	5348 University Ave Ste 101 Suite 101 San Diego, CA 92105-8025	<b>Outcome:</b>	Availability/accessibility
		<b>Matrix Code:</b>	Micro-Enterprise Assistance (18C)
		<b>National Objective:</b>	LMCMC

**Activity to prevent, prepare for, and respond to Coronavirus:** No

**Initial Funding Date:** 02/15/2023

**Description:**  
The San Diego Micro-Enterprise project aims to empower refugee and immigrant women to become self-sufficient by tapping into their natural entrepreneurial abilities.

	Fund Type	Grant Year	Grant	Funded Amount	Drawn In Program Year	Drawn Thru Program Year
CDBG	EN	2022	B22MC060542	\$219,555.00	\$49,092.72	\$49,092.72
<b>Total</b>	<b>Total</b>			<b>\$219,555.00</b>	<b>\$49,092.72</b>	<b>\$49,092.72</b>

**Proposed Accomplishments**

Businesses : 30

**Actual Accomplishments**

*Number assisted:*

	<b>Owner</b>		<b>Renter</b>		<b>Total</b>		<b>Person</b>	
	Total	Hispanic	Total	Hispanic	Total	Hispanic	Total	Hispanic
White:	0	0	0	0	0	0		0
Black/African American:	0	0	0	0	0	0	0	0
Asian:	0	0	0	0	0	0	0	0
American Indian/Alaskan Native:	0	0	0	0	0	0	0	0
Native Hawaiian/Other Pacific Islander:	0	0	0	0	0	0	0	0
American Indian/Alaskan Native & White:	0	0	0	0	0	0	0	0
Asian White:	0	0	0	0	0	0	0	0
Black/African American & White:	0	0	0	0	0	0	0	0
American Indian/Alaskan Native & Black/African American:	0	0	0	0	0	0	0	0
Other multi-racial:	0	0	0	0	0	0	0	0
Asian/Pacific Islander:	0	0	0	0	0	0	0	0
Hispanic:	0	0	0	0	0	0	0	0
<b>Total:</b>	<b>0</b>	<b>0</b>	<b>0</b>	<b>0</b>	<b>0</b>	<b>0</b>	<b>0</b>	<b>0</b>



U.S. Department of Housing and Urban Development  
Office of Community Planning and Development  
Integrated Disbursement and Information System  
CDBG Activity Summary Report (GPR) for Program Year 2022  
SAN DIEGO

Date: 22-Sep-2023

Time: 20:55

Page: 258

Female-headed Households: 0 0 0

*Income Category:*

	Owner	Renter	Total	Person
Extremely Low	0	0	0	0
Low Mod	0	0	0	0
Moderate	0	0	0	0
Non Low Moderate	0	0	0	0
Total	0	0	0	0

Percent Low/Mod

**Annual Accomplishments**

No data returned for this view. This might be because the applied filter excludes all data.



U.S. Department of Housing and Urban Development  
Office of Community Planning and Development  
Integrated Disbursement and Information System  
CDBG Activity Summary Report (GPR) for Program Year 2022  
SAN DIEGO

Date: 22-Sep-2023  
Time: 20:55  
Page: 259

<b>PGM Year:</b>	2022				
<b>Project:</b>	0004 - Economic Development				
<b>IDIS Activity:</b>	7682 - KAREN ORGANIZATION OF SD-23				
<b>Status:</b>	Open	<b>Objective:</b>	Create economic opportunities		
<b>Location:</b>	5354 University Ave Suite 1 San Diego, CA 92105-2204	<b>Outcome:</b>	Availability/accessibility		
		<b>Matrix Code:</b>	Micro-Enterprise Assistance (18C)	<b>National Objective:</b>	LMCMC

**Activity to prevent, prepare for, and respond to Coronavirus:** No

**Initial Funding Date:** 02/15/2023

**Description:**

The Refugee Microenterprise Support Project will assist refugees from Burma in starting or expanding their small or micro businesses through individual business counseling, technical assistance and various microenterprise workshops.

**Financing**

	Fund Type	Grant Year	Grant	Funded Amount	Drawn In Program Year	Drawn Thru Program Year
CDBG	EN	2022	B22MC060542	\$86,918.00	\$24,648.25	\$24,648.25
<b>Total</b>	<b>Total</b>			<b>\$86,918.00</b>	<b>\$24,648.25</b>	<b>\$24,648.25</b>

**Proposed Accomplishments**

Businesses : 12

**Actual Accomplishments**

*Number assisted:*

	<b>Owner</b>		<b>Renter</b>		<b>Total</b>		<b>Person</b>	
	Total	Hispanic	Total	Hispanic	Total	Hispanic	Total	Hispanic
White:	0	0	0	0	0	0		0
Black/African American:	0	0	0	0	0	0	0	0
Asian:	0	0	0	0	0	0	0	0
American Indian/Alaskan Native:	0	0	0	0	0	0	0	0
Native Hawaiian/Other Pacific Islander:	0	0	0	0	0	0	0	0
American Indian/Alaskan Native & White:	0	0	0	0	0	0	0	0
Asian White:	0	0	0	0	0	0	0	0
Black/African American & White:	0	0	0	0	0	0	0	0
American Indian/Alaskan Native & Black/African American:	0	0	0	0	0	0	0	0
Other multi-racial:	0	0	0	0	0	0	0	0
Asian/Pacific Islander:	0	0	0	0	0	0	0	0
Hispanic:	0	0	0	0	0	0	0	0



U.S. Department of Housing and Urban Development  
Office of Community Planning and Development  
Integrated Disbursement and Information System  
CDBG Activity Summary Report (GPR) for Program Year 2022  
SAN DIEGO

Date: 22-Sep-2023

Time: 20:55

Page: 260

<b>Total:</b>	<b>0</b>	<b>0</b>	<b>0</b>	<b>0</b>	<b>0</b>	<b>0</b>	<b>0</b>	<b>0</b>
---------------	----------	----------	----------	----------	----------	----------	----------	----------

Female-headed Households:	0		0		0			
---------------------------	---	--	---	--	---	--	--	--

*Income Category:*

	Owner	Renter	Total	Person
Extremely Low	0	0	0	0
Low Mod	0	0	0	0
Moderate	0	0	0	0
Non Low Moderate	0	0	0	0
Total	0	0	0	0

Percent Low/Mod

**Annual Accomplishments**

No data returned for this view. This might be because the applied filter excludes all data.





U.S. Department of Housing and Urban Development  
Office of Community Planning and Development  
Integrated Disbursement and Information System  
CDBG Activity Summary Report (GPR) for Program Year 2022  
SAN DIEGO

Date: 22-Sep-2023  
Time: 20:55  
Page: 261

<b>PGM Year:</b>	2022		
<b>Project:</b>	0004 - Economic Development		
<b>IDIS Activity:</b>	7683 - MISSION EDGE-CITY SAIL-23		
<b>Status:</b>	Open	<b>Objective:</b>	Create economic opportunities
<b>Location:</b>	2820 Roosevelt Rd San Diego, CA 92106-6146	<b>Outcome:</b>	Availability/accessibility
		<b>Matrix Code:</b>	Micro-Enterprise Assistance (18C)
		<b>National Objective:</b>	LMCMC

**Activity to prevent, prepare for, and respond to Coronavirus:** No

**Initial Funding Date:** 02/15/2023

**Description:**  
SAIL teaches LMI business owners how to test, validate and launch business ideas that earn recurring predictable revenue in alignment with their social mission.

	Fund Type	Grant Year	Grant	Funded Amount	Drawn In Program Year	Drawn Thru Program Year
CDBG	EN	2022	B22MC060542	\$194,850.00	\$41,426.20	\$41,426.20
<b>Total</b>	<b>Total</b>			<b>\$194,850.00</b>	<b>\$41,426.20</b>	<b>\$41,426.20</b>

**Proposed Accomplishments**

Businesses : 20

**Actual Accomplishments**

*Number assisted:*

	<b>Owner</b>		<b>Renter</b>		<b>Total</b>		<b>Person</b>	
	Total	Hispanic	Total	Hispanic	Total	Hispanic	Total	Hispanic
White:	0	0	0	0	0	0		0
Black/African American:	0	0	0	0	0	0	0	0
Asian:	0	0	0	0	0	0	0	0
American Indian/Alaskan Native:	0	0	0	0	0	0	0	0
Native Hawaiian/Other Pacific Islander:	0	0	0	0	0	0	0	0
American Indian/Alaskan Native & White:	0	0	0	0	0	0	0	0
Asian White:	0	0	0	0	0	0	0	0
Black/African American & White:	0	0	0	0	0	0	0	0
American Indian/Alaskan Native & Black/African American:	0	0	0	0	0	0	0	0
Other multi-racial:	0	0	0	0	0	0	0	0
Asian/Pacific Islander:	0	0	0	0	0	0	0	0
Hispanic:	0	0	0	0	0	0	0	0
<b>Total:</b>	<b>0</b>	<b>0</b>	<b>0</b>	<b>0</b>	<b>0</b>	<b>0</b>	<b>0</b>	<b>0</b>



U.S. Department of Housing and Urban Development  
Office of Community Planning and Development  
Integrated Disbursement and Information System  
CDBG Activity Summary Report (GPR) for Program Year 2022  
SAN DIEGO

Date: 22-Sep-2023

Time: 20:55

Page: 262

Female-headed Households: 0 0 0

*Income Category:*

	Owner	Renter	Total	Person
Extremely Low	0	0	0	0
Low Mod	0	0	0	0
Moderate	0	0	0	0
Non Low Moderate	0	0	0	0
Total	0	0	0	0

Percent Low/Mod

**Annual Accomplishments**

No data returned for this view. This might be because the applied filter excludes all data.



U.S. Department of Housing and Urban Development  
Office of Community Planning and Development  
Integrated Disbursement and Information System  
CDBG Activity Summary Report (GPR) for Program Year 2022  
SAN DIEGO

Date: 22-Sep-2023  
Time: 20:55  
Page: 263

<b>PGM Year:</b>	2022		
<b>Project:</b>	0004 - Economic Development		
<b>IDIS Activity:</b>	7684 - SOMALI FAMILY-MICROENT-23		
<b>Status:</b>	Open	<b>Objective:</b>	Create economic opportunities
<b>Location:</b>	5348 University Ave Ste 203 Suite 203 San Diego, CA 92105-8025	<b>Outcome:</b>	Availability/accessibility
		<b>Matrix Code:</b>	Micro-Enterprise Assistance (18C)
		<b>National Objective:</b>	LMCMC

**Activity to prevent, prepare for, and respond to Coronavirus:** No

**Initial Funding Date:** 02/15/2023

**Description:**

Microenterprise Program helps low-moderate income individuals create new businesses or expand existing businesses through case management; technical assistance; business-related workshops; and financial assistance.

**Financing**

	Fund Type	Grant Year	Grant	Funded Amount	Drawn In Program Year	Drawn Thru Program Year
CDBG	EN	2022	B22MC060542	\$200,871.00	\$34,700.18	\$34,700.18
<b>Total</b>	<b>Total</b>			<b>\$200,871.00</b>	<b>\$34,700.18</b>	<b>\$34,700.18</b>

**Proposed Accomplishments**

Businesses : 40

**Actual Accomplishments**

*Number assisted:*

	Owner		Renter		Total		Person	
	Total	Hispanic	Total	Hispanic	Total	Hispanic	Total	Hispanic
White:	0	0	0	0	0	0		0
Black/African American:	0	0	0	0	0	0	0	0
Asian:	0	0	0	0	0	0	0	0
American Indian/Alaskan Native:	0	0	0	0	0	0	0	0
Native Hawaiian/Other Pacific Islander:	0	0	0	0	0	0	0	0
American Indian/Alaskan Native & White:	0	0	0	0	0	0	0	0
Asian White:	0	0	0	0	0	0	0	0
Black/African American & White:	0	0	0	0	0	0	0	0
American Indian/Alaskan Native & Black/African American:	0	0	0	0	0	0	0	0
Other multi-racial:	0	0	0	0	0	0	0	0
Asian/Pacific Islander:	0	0	0	0	0	0	0	0
Hispanic:	0	0	0	0	0	0	0	0



U.S. Department of Housing and Urban Development  
Office of Community Planning and Development  
Integrated Disbursement and Information System  
CDBG Activity Summary Report (GPR) for Program Year 2022  
SAN DIEGO

Date: 22-Sep-2023

Time: 20:55

Page: 264

<b>Total:</b>	<b>0</b>	<b>0</b>	<b>0</b>	<b>0</b>	<b>0</b>	<b>0</b>	<b>0</b>	<b>0</b>
---------------	----------	----------	----------	----------	----------	----------	----------	----------

Female-headed Households:	0		0		0			
---------------------------	---	--	---	--	---	--	--	--

*Income Category:*

	<b>Owner</b>	<b>Renter</b>	<b>Total</b>	<b>Person</b>
Extremely Low	0	0	0	0
Low Mod	0	0	0	0
Moderate	0	0	0	0
Non Low Moderate	0	0	0	0
Total	0	0	0	0

Percent Low/Mod

**Annual Accomplishments**

No data returned for this view. This might be because the applied filter excludes all data.



U.S. Department of Housing and Urban Development  
Office of Community Planning and Development  
Integrated Disbursement and Information System  
CDBG Activity Summary Report (GPR) for Program Year 2022  
SAN DIEGO

Date: 22-Sep-2023  
Time: 20:55  
Page: 265

<b>PGM Year:</b>	2022		
<b>Project:</b>	0004 - Economic Development		
<b>IDIS Activity:</b>	7685 - UNIV SD-ENT LEGAL CLINIC-23		
<b>Status:</b>	Open	<b>Objective:</b>	Create economic opportunities
<b>Location:</b>	5998 Alcala Park San Diego, CA 92110-8001	<b>Outcome:</b>	Availability/accessibility
		<b>Matrix Code:</b>	Micro-Enterprise Assistance (18C)
		<b>National Objective:</b>	LMCMC

**Activity to prevent, prepare for, and respond to Coronavirus:** No

**Initial Funding Date:** 02/15/2023

**Description:**

The Entrepreneurship Clinic project will provide valuable free legal services to LMI individuals living in the City of San Diego to help them start-up or expand a microenterprise.

**Financing**

	Fund Type	Grant Year	Grant	Funded Amount	Drawn In Program Year	Drawn Thru Program Year
CDBG	EN	2022	B22MC060542	\$161,821.00	\$0.00	\$0.00
<b>Total</b>	<b>Total</b>			<b>\$161,821.00</b>	<b>\$0.00</b>	<b>\$0.00</b>

**Proposed Accomplishments**

Businesses : 60

**Actual Accomplishments**

*Number assisted:*

	Owner		Renter		Total		Person	
	Total	Hispanic	Total	Hispanic	Total	Hispanic	Total	Hispanic
White:	0	0	0	0	0	0		0
Black/African American:	0	0	0	0	0	0	0	0
Asian:	0	0	0	0	0	0	0	0
American Indian/Alaskan Native:	0	0	0	0	0	0	0	0
Native Hawaiian/Other Pacific Islander:	0	0	0	0	0	0	0	0
American Indian/Alaskan Native & White:	0	0	0	0	0	0	0	0
Asian White:	0	0	0	0	0	0	0	0
Black/African American & White:	0	0	0	0	0	0	0	0
American Indian/Alaskan Native & Black/African American:	0	0	0	0	0	0	0	0
Other multi-racial:	0	0	0	0	0	0	0	0
Asian/Pacific Islander:	0	0	0	0	0	0	0	0
Hispanic:	0	0	0	0	0	0	0	0



U.S. Department of Housing and Urban Development  
Office of Community Planning and Development  
Integrated Disbursement and Information System  
CDBG Activity Summary Report (GPR) for Program Year 2022  
SAN DIEGO

Date: 22-Sep-2023

Time: 20:55

Page: 266

<b>Total:</b>	<b>0</b>	<b>0</b>	<b>0</b>	<b>0</b>	<b>0</b>	<b>0</b>	<b>0</b>	<b>0</b>
---------------	----------	----------	----------	----------	----------	----------	----------	----------

Female-headed Households:	0		0		0			
---------------------------	---	--	---	--	---	--	--	--

*Income Category:*

	Owner	Renter	Total	Person
Extremely Low	0	0	0	0
Low Mod	0	0	0	0
Moderate	0	0	0	0
Non Low Moderate	0	0	0	0
Total	0	0	0	0

Percent Low/Mod

**Annual Accomplishments**

No data returned for this view. This might be because the applied filter excludes all data.



U.S. Department of Housing and Urban Development  
Office of Community Planning and Development  
Integrated Disbursement and Information System  
CDBG Activity Summary Report (GPR) for Program Year 2022  
SAN DIEGO

Date: 22-Sep-2023  
Time: 20:55  
Page: 267

**PGM Year:** 2022  
**Project:** 0005 - Public facilities and Infrastructure  
**IDIS Activity:** 7686 - BEYER PARK DEVELOPMENT-23

**Status:** Open  
**Location:** 2300 E Beyer Blvd San Diego, CA 92173-2704

**Objective:** Create suitable living environments  
**Outcome:** Availability/accessibility  
**Matrix Code:** Parks, Recreational Facilities (03F)

**National Objective:** LMC

**Activity to prevent, prepare for, and respond to Coronavirus:** No

**Initial Funding Date:** 02/15/2023

**Description:**

This project provides for the acquisition, design, and construction of approximately 12.6 useable acres, out of approximately 43 total acres, for a community and neighborhood park on Beyer Boulevard.

**Financing**

	Fund Type	Grant Year	Grant	Funded Amount	Drawn In Program Year	Drawn Thru Program Year
CDBG	EN	2022	B22MC060542	\$2,500,000.00	\$0.00	\$0.00
<b>Total</b>	<b>Total</b>			<b>\$2,500,000.00</b>	<b>\$0.00</b>	<b>\$0.00</b>

**Proposed Accomplishments**

Public Facilities : 1

**Actual Accomplishments**

*Number assisted:*

	Owner		Renter		Total		Person	
	Total	Hispanic	Total	Hispanic	Total	Hispanic	Total	Hispanic
White:	0	0	0	0	0	0		0
Black/African American:	0	0	0	0	0	0	0	0
Asian:	0	0	0	0	0	0	0	0
American Indian/Alaskan Native:	0	0	0	0	0	0	0	0
Native Hawaiian/Other Pacific Islander:	0	0	0	0	0	0	0	0
American Indian/Alaskan Native & White:	0	0	0	0	0	0	0	0
Asian White:	0	0	0	0	0	0	0	0
Black/African American & White:	0	0	0	0	0	0	0	0
American Indian/Alaskan Native & Black/African American:	0	0	0	0	0	0	0	0
Other multi-racial:	0	0	0	0	0	0	0	0
Asian/Pacific Islander:	0	0	0	0	0	0	0	0
Hispanic:	0	0	0	0	0	0	0	0



U.S. Department of Housing and Urban Development  
Office of Community Planning and Development  
Integrated Disbursement and Information System  
CDBG Activity Summary Report (GPR) for Program Year 2022  
SAN DIEGO

Date: 22-Sep-2023  
Time: 20:55  
Page: 268

**Total:** 0 0 0 0 0 0 0 0

Female-headed Households: 0 0 0

*Income Category:*

	Owner	Renter	Total	Person
Extremely Low	0	0	0	0
Low Mod	0	0	0	0
Moderate	0	0	0	0
Non Low Moderate	0	0	0	0
Total	0	0	0	0
Percent Low/Mod				

**Annual Accomplishments**

No data returned for this view. This might be because the applied filter excludes all data.





U.S. Department of Housing and Urban Development  
Office of Community Planning and Development  
Integrated Disbursement and Information System  
CDBG Activity Summary Report (GPR) for Program Year 2022  
SAN DIEGO

Date: 22-Sep-2023  
Time: 20:55  
Page: 269

**PGM Year:** 2022  
**Project:** 0005 - Public facilities and Infrastructure  
**IDIS Activity:** 7687 - EGGER/SOUTH BAY COMM PARK ADA-23

**Status:** Open  
**Location:** 1885 Coronado Ave San Diego, CA 92154-2019

**Objective:** Create suitable living environments  
**Outcome:** Availability/accessibility  
**Matrix Code:** Parks, Recreational Facilities (03F)

**National Objective:** LMC

**Activity to prevent, prepare for, and respond to Coronavirus:** No

**Initial Funding Date:** 02/15/2023

**Description:**

This project provides for the design and construction of upgrades to two children's play areas and associated paths of travel to comply with ADA and accessibility guidelines.

**Financing**

	Fund Type	Grant Year	Grant	Funded Amount	Drawn In Program Year	Drawn Thru Program Year
CDBG	EN	2022	B22MC060542	\$2,900,000.00	\$0.00	\$0.00
<b>Total</b>	<b>Total</b>			<b>\$2,900,000.00</b>	<b>\$0.00</b>	<b>\$0.00</b>

**Proposed Accomplishments**

Public Facilities : 1

**Actual Accomplishments**

*Number assisted:*

	<b>Owner</b>		<b>Renter</b>		<b>Total</b>		<b>Person</b>	
	Total	Hispanic	Total	Hispanic	Total	Hispanic	Total	Hispanic
White:	0	0	0	0	0	0		0
Black/African American:	0	0	0	0	0	0	0	0
Asian:	0	0	0	0	0	0	0	0
American Indian/Alaskan Native:	0	0	0	0	0	0	0	0
Native Hawaiian/Other Pacific Islander:	0	0	0	0	0	0	0	0
American Indian/Alaskan Native & White:	0	0	0	0	0	0	0	0
Asian White:	0	0	0	0	0	0	0	0
Black/African American & White:	0	0	0	0	0	0	0	0
American Indian/Alaskan Native & Black/African American:	0	0	0	0	0	0	0	0
Other multi-racial:	0	0	0	0	0	0	0	0
Asian/Pacific Islander:	0	0	0	0	0	0	0	0
Hispanic:	0	0	0	0	0	0	0	0
<b>Total:</b>	<b>0</b>	<b>0</b>	<b>0</b>	<b>0</b>	<b>0</b>	<b>0</b>	<b>0</b>	<b>0</b>



U.S. Department of Housing and Urban Development  
Office of Community Planning and Development  
Integrated Disbursement and Information System  
CDBG Activity Summary Report (GPR) for Program Year 2022  
SAN DIEGO

Date: 22-Sep-2023

Time: 20:55

Page: 270

Female-headed Households: 0 0 0

*Income Category:*

	Owner	Renter	Total	Person
Extremely Low	0	0	0	0
Low Mod	0	0	0	0
Moderate	0	0	0	0
Non Low Moderate	0	0	0	0
Total	0	0	0	0

Percent Low/Mod

**Annual Accomplishments**

No data returned for this view. This might be because the applied filter excludes all data.



U.S. Department of Housing and Urban Development  
Office of Community Planning and Development  
Integrated Disbursement and Information System  
CDBG Activity Summary Report (GPR) for Program Year 2022  
SAN DIEGO

Date: 22-Sep-2023  
Time: 20:55  
Page: 271

**PGM Year:** 2022  
**Project:** 0007 - Affordable Housing  
**IDIS Activity:** 7688 - AFFODABLE HOUSING NOFA-23  
**Status:** Open  
**Location:** 1200 3rd Ave San Diego, CA 92101-4110

**Objective:** Provide decent affordable housing  
**Outcome:** Availability/accessibility  
**Matrix Code:** Rehab; Multi-Unit Residential (14B) **National Objective:** LMH

**Activity to prevent, prepare for, and respond to Coronavirus:** No

**Initial Funding Date:** 09/23/2022

**Description:**

Various activities for Affordable Housing NOFAIDIS IO SPONSOR PROGRAM AMOUNT 7378 FB1000003-20 FHC-LOGAN HGTS 10,342.68 7473 CB1000003-21 FHC SAFE POINT SD 22,818.79 7480 EC1000003-21 CHCDC-MICROENTERPRISE 20,664.71 7482 EF1000003-21 IRC-MICROENTERPRISE 8,922.69 7486 EJ1000003-21 PAVING GREAT FUTURES 0.13 7494 FE1000003-21 SD ROCK-FREEDOM 754,965.00

**Financing**

	Fund Type	Grant Year	Grant	Funded Amount	Drawn In Program Year	Drawn Thru Program Year
CDBG	EN	2021	B21MC060542	\$817,714.00	\$0.00	\$0.00
<b>Total</b>	<b>Total</b>			<b>\$817,714.00</b>	<b>\$0.00</b>	<b>\$0.00</b>

**Proposed Accomplishments**

Housing Units : 1

**Actual Accomplishments**

*Number assisted:*

	Owner		Renter		Total		Person	
	Total	Hispanic	Total	Hispanic	Total	Hispanic	Total	Hispanic
White:	0	0	0	0	0	0		0
Black/African American:	0	0	0	0	0	0	0	0
Asian:	0	0	0	0	0	0	0	0
American Indian/Alaskan Native:	0	0	0	0	0	0	0	0
Native Hawaiian/Other Pacific Islander:	0	0	0	0	0	0	0	0
American Indian/Alaskan Native & White:	0	0	0	0	0	0	0	0
Asian White:	0	0	0	0	0	0	0	0
Black/African American & White:	0	0	0	0	0	0	0	0
American Indian/Alaskan Native & Black/African American:	0	0	0	0	0	0	0	0
Other multi-racial:	0	0	0	0	0	0	0	0
Asian/Pacific Islander:	0	0	0	0	0	0	0	0
Hispanic:	0	0	0	0	0	0	0	0



U.S. Department of Housing and Urban Development  
Office of Community Planning and Development  
Integrated Disbursement and Information System  
CDBG Activity Summary Report (GPR) for Program Year 2022  
SAN DIEGO

Date: 22-Sep-2023

Time: 20:55

Page: 272

<b>Total:</b>	<b>0</b>	<b>0</b>	<b>0</b>	<b>0</b>	<b>0</b>	<b>0</b>	<b>0</b>	<b>0</b>
---------------	----------	----------	----------	----------	----------	----------	----------	----------

Female-headed Households:	0		0		0			
---------------------------	---	--	---	--	---	--	--	--

*Income Category:*

	Owner	Renter	Total	Person
Extremely Low	0	0	0	0
Low Mod	0	0	0	0
Moderate	0	0	0	0
Non Low Moderate	0	0	0	0
Total	0	0	0	0
Percent Low/Mod				

**Annual Accomplishments**

No data returned for this view. This might be because the applied filter excludes all data.



U.S. Department of Housing and Urban Development  
Office of Community Planning and Development  
Integrated Disbursement and Information System  
CDBG Activity Summary Report (GPR) for Program Year 2022  
SAN DIEGO

Date: 22-Sep-2023  
Time: 20:55  
Page: 273

**PGM Year:** 2022  
**Project:** 0006 - Nonprofit Facility Improvements  
**IDIS Activity:** 7689 - CENTRO SAN YSIDRO-HEALTH-23  
**Status:** Open  
**Location:** 4004 Beyer Blvd San Diego, CA 92173-2007

**Objective:** Create suitable living environments  
**Outcome:** Availability/accessibility  
**Matrix Code:** Health Facilities (03P)

**National Objective:** LMC

**Activity to prevent, prepare for, and respond to Coronavirus:** No

**Initial Funding Date:** 02/15/2023

**Description:**

SYHealth proposes to purchase and install a solar power and energy storage system to allow SYHC (San Ysidro Health Center) and MCHC (Maternal Child Health Clinic) to operate off the utility grid in the event of an emergency, as well as creating cost savings to allow improved care for LMI patients.Ã¿Ã¿Ã¿Ã¿

**Financing**

	Fund Type	Grant Year	Grant	Funded Amount	Drawn In Program Year	Drawn Thru Program Year
CDBG	EN	2022	B22MC060542	\$828,521.00	\$0.00	\$0.00
<b>Total</b>	<b>Total</b>			<b>\$828,521.00</b>	<b>\$0.00</b>	<b>\$0.00</b>

**Proposed Accomplishments**

Public Facilities : 1

**Actual Accomplishments**

*Number assisted:*

	Owner		Renter		Total		Person	
	Total	Hispanic	Total	Hispanic	Total	Hispanic	Total	Hispanic
White:	0	0	0	0	0	0		0
Black/African American:	0	0	0	0	0	0	0	0
Asian:	0	0	0	0	0	0	0	0
American Indian/Alaskan Native:	0	0	0	0	0	0	0	0
Native Hawaiian/Other Pacific Islander:	0	0	0	0	0	0	0	0
American Indian/Alaskan Native & White:	0	0	0	0	0	0	0	0
Asian White:	0	0	0	0	0	0	0	0
Black/African American & White:	0	0	0	0	0	0	0	0
American Indian/Alaskan Native & Black/African American:	0	0	0	0	0	0	0	0
Other multi-racial:	0	0	0	0	0	0	0	0
Asian/Pacific Islander:	0	0	0	0	0	0	0	0
Hispanic:	0	0	0	0	0	0	0	0



U.S. Department of Housing and Urban Development  
Office of Community Planning and Development  
Integrated Disbursement and Information System  
CDBG Activity Summary Report (GPR) for Program Year 2022  
SAN DIEGO

Date: 22-Sep-2023

Time: 20:55

Page: 274

<b>Total:</b>	<b>0</b>	<b>0</b>	<b>0</b>	<b>0</b>	<b>0</b>	<b>0</b>	<b>0</b>	<b>0</b>
---------------	----------	----------	----------	----------	----------	----------	----------	----------

Female-headed Households:	0		0		0			
---------------------------	---	--	---	--	---	--	--	--

*Income Category:*

	Owner	Renter	Total	Person
Extremely Low	0	0	0	0
Low Mod	0	0	0	0
Moderate	0	0	0	0
Non Low Moderate	0	0	0	0
Total	0	0	0	0

Percent Low/Mod

**Annual Accomplishments**

No data returned for this view. This might be because the applied filter excludes all data.



U.S. Department of Housing and Urban Development  
Office of Community Planning and Development  
Integrated Disbursement and Information System  
CDBG Activity Summary Report (GPR) for Program Year 2022  
SAN DIEGO

Date: 22-Sep-2023  
Time: 20:55  
Page: 275

<b>PGM Year:</b>	2022		
<b>Project:</b>	0006 - Nonprofit Facility Improvements		
<b>IDIS Activity:</b>	7692 - NEIGHBORHOOD HOUSE-23		
<b>Status:</b>	Open	<b>Objective:</b>	Create suitable living environments
<b>Location:</b>	850 S 35th Street San Diego, CA 92113	<b>Outcome:</b>	Availability/accessibility
		<b>Matrix Code:</b>	Health Facilities (03P)
		<b>National Objective:</b>	LMC

**Activity to prevent, prepare for, and respond to Coronavirus:** No

**Initial Funding Date:** 02/15/2023

**Description:**

Renovation of a 1934 building to improve access, increase participant service capacity, and enhance health and safety measures to meet the higher acuity needs of seniors and dependent adults receiving adult day health care services in our facility.

**Financing**

	Fund Type	Grant Year	Grant	Funded Amount	Drawn In Program Year	Drawn Thru Program Year
CDBG	EN	2022	B22MC060542	\$715,394.00	\$0.00	\$0.00
<b>Total</b>	<b>Total</b>			<b>\$715,394.00</b>	<b>\$0.00</b>	<b>\$0.00</b>

**Proposed Accomplishments**

Public Facilities : 1

**Actual Accomplishments**

*Number assisted:*

	<b>Owner</b>		<b>Renter</b>		<b>Total</b>		<b>Person</b>	
	Total	Hispanic	Total	Hispanic	Total	Hispanic	Total	Hispanic
White:	0	0	0	0	0	0		0
Black/African American:	0	0	0	0	0	0	0	0
Asian:	0	0	0	0	0	0	0	0
American Indian/Alaskan Native:	0	0	0	0	0	0	0	0
Native Hawaiian/Other Pacific Islander:	0	0	0	0	0	0	0	0
American Indian/Alaskan Native & White:	0	0	0	0	0	0	0	0
Asian White:	0	0	0	0	0	0	0	0
Black/African American & White:	0	0	0	0	0	0	0	0
American Indian/Alaskan Native & Black/African American:	0	0	0	0	0	0	0	0
Other multi-racial:	0	0	0	0	0	0	0	0
Asian/Pacific Islander:	0	0	0	0	0	0	0	0
Hispanic:	0	0	0	0	0	0	0	0



U.S. Department of Housing and Urban Development  
Office of Community Planning and Development  
Integrated Disbursement and Information System  
CDBG Activity Summary Report (GPR) for Program Year 2022  
SAN DIEGO

Date: 22-Sep-2023

Time: 20:55

Page: 276

<b>Total:</b>	<b>0</b>	<b>0</b>	<b>0</b>	<b>0</b>	<b>0</b>	<b>0</b>	<b>0</b>	<b>0</b>
---------------	----------	----------	----------	----------	----------	----------	----------	----------

Female-headed Households:	0		0		0			
---------------------------	---	--	---	--	---	--	--	--

*Income Category:*

	<b>Owner</b>	<b>Renter</b>	<b>Total</b>	<b>Person</b>
Extremely Low	0	0	0	0
Low Mod	0	0	0	0
Moderate	0	0	0	0
Non Low Moderate	0	0	0	0
Total	0	0	0	0

Percent Low/Mod

**Annual Accomplishments**

No data returned for this view. This might be because the applied filter excludes all data.





U.S. Department of Housing and Urban Development  
Office of Community Planning and Development  
Integrated Disbursement and Information System  
CDBG Activity Summary Report (GPR) for Program Year 2022  
SAN DIEGO

Date: 22-Sep-2023  
Time: 20:55  
Page: 277

<b>PGM Year:</b>	2022					
<b>Project:</b>	0008 - Homelessness					
<b>IDIS Activity:</b>	7693 - HOMELESS RESPONSE CENTER-23					
<b>Status:</b>	Open	<b>Objective:</b>	Create suitable living environments			
<b>Location:</b>	1401 Imperial Ave San Diego, CA 92101-7527	<b>Outcome:</b>	Availability/accessibility			
		<b>Matrix Code:</b>	Other Public Services Not Listed in 05A-05Y, 03T (05Z)	<b>National Objective:</b>	LMC	

**Activity to prevent, prepare for, and respond to Coronavirus:** No

**Initial Funding Date:** 02/14/2023

**Description:**  
Assist people experiencing homelessness by identifying immediate and long term housing solutions, providing crisis management, accessing benefits, and more.

	Fund Type	Grant Year	Grant	Funded Amount	Drawn In Program Year	Drawn Thru Program Year
CDBG	EN	2022	B22MC060542	\$1,000,000.00	\$0.00	\$0.00
<b>Total</b>	<b>Total</b>			<b>\$1,000,000.00</b>	<b>\$0.00</b>	<b>\$0.00</b>

**Proposed Accomplishments**

People (General) : 200

**Actual Accomplishments**

Number assisted:

	Owner		Renter		Total		Person	
	Total	Hispanic	Total	Hispanic	Total	Hispanic	Total	Hispanic
White:	0	0	0	0	0	0		0
Black/African American:	0	0	0	0	0	0	0	0
Asian:	0	0	0	0	0	0	0	0
American Indian/Alaskan Native:	0	0	0	0	0	0	0	0
Native Hawaiian/Other Pacific Islander:	0	0	0	0	0	0	0	0
American Indian/Alaskan Native & White:	0	0	0	0	0	0	0	0
Asian White:	0	0	0	0	0	0	0	0
Black/African American & White:	0	0	0	0	0	0	0	0
American Indian/Alaskan Native & Black/African American:	0	0	0	0	0	0	0	0
Other multi-racial:	0	0	0	0	0	0	0	0
Asian/Pacific Islander:	0	0	0	0	0	0	0	0
Hispanic:	0	0	0	0	0	0	0	0
<b>Total:</b>	<b>0</b>	<b>0</b>	<b>0</b>	<b>0</b>	<b>0</b>	<b>0</b>	<b>0</b>	<b>0</b>



U.S. Department of Housing and Urban Development  
Office of Community Planning and Development  
Integrated Disbursement and Information System  
CDBG Activity Summary Report (GPR) for Program Year 2022  
SAN DIEGO

Date: 22-Sep-2023

Time: 20:55

Page: 278

Female-headed Households: 0 0 0

*Income Category:*

	Owner	Renter	Total	Person
Extremely Low	0	0	0	0
Low Mod	0	0	0	0
Moderate	0	0	0	0
Non Low Moderate	0	0	0	0
Total	0	0	0	0

Percent Low/Mod

**Annual Accomplishments**

No data returned for this view. This might be because the applied filter excludes all data.



U.S. Department of Housing and Urban Development  
Office of Community Planning and Development  
Integrated Disbursement and Information System  
CDBG Activity Summary Report (GPR) for Program Year 2022  
SAN DIEGO

Date: 22-Sep-2023  
Time: 20:55  
Page: 279

**PGM Year:** 2022  
**Project:** 0008 - Homelessness  
**IDIS Activity:** 7694 - SD HSG COMM-DAY CENTER-23

**Status:** Open  
**Location:** 299 17th St San Diego, CA 92101-7665

**Objective:** Create suitable living environments  
**Outcome:** Availability/accessibility  
**Matrix Code:** Other Public Services Not Listed in  
05A-05Y, 03T (05Z)

**National Objective:** LMC

**Activity to prevent, prepare for, and respond to Coronavirus:** No

**Initial Funding Date:** 02/14/2023

**Description:**

Provides supportive services to homeless adults within the City of San Diego.  
Offers daily access to laundry, mail, internet, and sotreage space as well as mental health and substanc abuse treatment.

**Financing**

	Fund Type	Grant Year	Grant	Funded Amount	Drawn In Program Year	Drawn Thru Program Year
CDBG	EN	2022	B22MC060542	\$541,250.00	\$0.00	\$0.00
<b>Total</b>	<b>Total</b>			<b>\$541,250.00</b>	<b>\$0.00</b>	<b>\$0.00</b>

**Proposed Accomplishments**

People (General) : 2,000

**Actual Accomplishments**

*Number assisted:*

	Owner		Renter		Total		Person	
	Total	Hispanic	Total	Hispanic	Total	Hispanic	Total	Hispanic
White:	0	0	0	0	0	0		0
Black/African American:	0	0	0	0	0	0	0	0
Asian:	0	0	0	0	0	0	0	0
American Indian/Alaskan Native:	0	0	0	0	0	0	0	0
Native Hawaiian/Other Pacific Islander:	0	0	0	0	0	0	0	0
American Indian/Alaskan Native & White:	0	0	0	0	0	0	0	0
Asian White:	0	0	0	0	0	0	0	0
Black/African American & White:	0	0	0	0	0	0	0	0
American Indian/Alaskan Native & Black/African American:	0	0	0	0	0	0	0	0
Other multi-racial:	0	0	0	0	0	0	0	0
Asian/Pacific Islander:	0	0	0	0	0	0	0	0
Hispanic:	0	0	0	0	0	0	0	0



U.S. Department of Housing and Urban Development  
Office of Community Planning and Development  
Integrated Disbursement and Information System  
CDBG Activity Summary Report (GPR) for Program Year 2022  
SAN DIEGO

Date: 22-Sep-2023

Time: 20:55

Page: 280

<b>Total:</b>	<b>0</b>	<b>0</b>	<b>0</b>	<b>0</b>	<b>0</b>	<b>0</b>	<b>0</b>	<b>0</b>
---------------	----------	----------	----------	----------	----------	----------	----------	----------

Female-headed Households:	0		0		0			
---------------------------	---	--	---	--	---	--	--	--

*Income Category:*

	<b>Owner</b>	<b>Renter</b>	<b>Total</b>	<b>Person</b>
Extremely Low	0	0	0	0
Low Mod	0	0	0	0
Moderate	0	0	0	0
Non Low Moderate	0	0	0	0
Total	0	0	0	0

Percent Low/Mod

**Annual Accomplishments**

No data returned for this view. This might be because the applied filter excludes all data.



U.S. Department of Housing and Urban Development  
Office of Community Planning and Development  
Integrated Disbursement and Information System  
CDBG Activity Summary Report (GPR) for Program Year 2022  
SAN DIEGO

Date: 22-Sep-2023  
Time: 20:55  
Page: 281

**PGM Year:** 2022  
**Project:** 0008 - Homelessness  
**IDIS Activity:** 7696 - SD HSG COMM-INTERIM HOUSING-23

**Status:** Open  
**Location:** 16 15th Street San Diego, CA 92101

**Objective:** Create suitable living environments  
**Outcome:** Availability/accessibility  
**Matrix Code:** Other Public Services Not Listed in 05A-05Y, 03T (05Z)

**National Objective:** LMC

**Activity to prevent, prepare for, and respond to Coronavirus:** No

**Initial Funding Date:** 02/14/2023

**Description:**  
Provides interim housing and supportive services designed to help facilitate stabilization and exits to longer term or permanent housing for homeless single adults.

**Financing**

	Fund Type	Grant Year	Grant	Funded Amount	Drawn In Program Year	Drawn Thru Program Year
CDBG	EN	2022	B22MC060542	\$245,477.00	\$0.00	\$0.00
<b>Total</b>	<b>Total</b>			<b>\$245,477.00</b>	<b>\$0.00</b>	<b>\$0.00</b>

**Proposed Accomplishments**

People (General) : 1,390

**Actual Accomplishments**

*Number assisted:*

	Owner		Renter		Total		Person	
	Total	Hispanic	Total	Hispanic	Total	Hispanic	Total	Hispanic
White:	0	0	0	0	0	0		0
Black/African American:	0	0	0	0	0	0	0	0
Asian:	0	0	0	0	0	0	0	0
American Indian/Alaskan Native:	0	0	0	0	0	0	0	0
Native Hawaiian/Other Pacific Islander:	0	0	0	0	0	0	0	0
American Indian/Alaskan Native & White:	0	0	0	0	0	0	0	0
Asian White:	0	0	0	0	0	0	0	0
Black/African American & White:	0	0	0	0	0	0	0	0
American Indian/Alaskan Native & Black/African American:	0	0	0	0	0	0	0	0
Other multi-racial:	0	0	0	0	0	0	0	0
Asian/Pacific Islander:	0	0	0	0	0	0	0	0
Hispanic:	0	0	0	0	0	0	0	0
<b>Total:</b>	<b>0</b>	<b>0</b>	<b>0</b>	<b>0</b>	<b>0</b>	<b>0</b>	<b>0</b>	<b>0</b>



U.S. Department of Housing and Urban Development  
Office of Community Planning and Development  
Integrated Disbursement and Information System  
CDBG Activity Summary Report (GPR) for Program Year 2022  
SAN DIEGO

Date: 22-Sep-2023

Time: 20:55

Page: 282

Female-headed Households: 0 0 0

*Income Category:*

	Owner	Renter	Total	Person
Extremely Low	0	0	0	0
Low Mod	0	0	0	0
Moderate	0	0	0	0
Non Low Moderate	0	0	0	0
Total	0	0	0	0

Percent Low/Mod

**Annual Accomplishments**

No data returned for this view. This might be because the applied filter excludes all data.



U.S. Department of Housing and Urban Development  
Office of Community Planning and Development  
Integrated Disbursement and Information System  
CDBG Activity Summary Report (GPR) for Program Year 2022  
SAN DIEGO

Date: 22-Sep-2023  
Time: 20:55  
Page: 283

**PGM Year:** 2022

**Project:** 0008 - Homelessness

**IDIS Activity:** 7697 - SERVING SENIORS-23

**Status:** Open

**Location:** 525 14th St Ste 200 Suite 200 San Diego, CA 92101-7556

**Objective:** Create suitable living environments

**Outcome:** Availability/accessibility

**Matrix Code:** Senior Services (05A)

**National Objective:** LMC

**Activity to prevent, prepare for, and respond to Coronavirus:** No

**Initial Funding Date:** 02/14/2023

**Description:**

Serving Seniors Transitional Housing provides no-cost transitional housing and support services for unhoused LMI seniors in the City of San Diego.

**Financing**

	Fund Type	Grant Year	Grant	Funded Amount	Drawn In Program Year	Drawn Thru Program Year
CDBG	EN	2018	B18MC060542	\$12,706.80	\$0.00	\$0.00
		2022	B22MC060542	\$52,293.20	\$20,875.49	\$20,875.49
<b>Total</b>	<b>Total</b>			<b>\$65,000.00</b>	<b>\$20,875.49</b>	<b>\$20,875.49</b>

**Proposed Accomplishments**

People (General) : 75

**Actual Accomplishments**

*Number assisted:*

	Owner		Renter		Total		Person	
	Total	Hispanic	Total	Hispanic	Total	Hispanic	Total	Hispanic
White:	0	0	0	0	0	0		0
Black/African American:	0	0	0	0	0	0	0	0
Asian:	0	0	0	0	0	0	0	0
American Indian/Alaskan Native:	0	0	0	0	0	0	0	0
Native Hawaiian/Other Pacific Islander:	0	0	0	0	0	0	0	0
American Indian/Alaskan Native & White:	0	0	0	0	0	0	0	0
Asian White:	0	0	0	0	0	0	0	0
Black/African American & White:	0	0	0	0	0	0	0	0
American Indian/Alaskan Native & Black/African American:	0	0	0	0	0	0	0	0
Other multi-racial:	0	0	0	0	0	0	0	0
Asian/Pacific Islander:	0	0	0	0	0	0	0	0
Hispanic:	0	0	0	0	0	0	0	0



U.S. Department of Housing and Urban Development  
Office of Community Planning and Development  
Integrated Disbursement and Information System  
CDBG Activity Summary Report (GPR) for Program Year 2022  
SAN DIEGO

Date: 22-Sep-2023

Time: 20:55

Page: 284

<b>Total:</b>	<b>0</b>	<b>0</b>	<b>0</b>	<b>0</b>	<b>0</b>	<b>0</b>	<b>0</b>	<b>0</b>
---------------	----------	----------	----------	----------	----------	----------	----------	----------

Female-headed Households:	0		0		0			
---------------------------	---	--	---	--	---	--	--	--

*Income Category:*

	<b>Owner</b>	<b>Renter</b>	<b>Total</b>	<b>Person</b>
Extremely Low	0	0	0	0
Low Mod	0	0	0	0
Moderate	0	0	0	0
Non Low Moderate	0	0	0	0
Total	0	0	0	0

Percent Low/Mod

**Annual Accomplishments**

No data returned for this view. This might be because the applied filter excludes all data.





U.S. Department of Housing and Urban Development  
Office of Community Planning and Development  
Integrated Disbursement and Information System  
CDBG Activity Summary Report (GPR) for Program Year 2022  
SAN DIEGO

Date: 22-Sep-2023  
Time: 20:55  
Page: 285

**PGM Year:** 2022  
**Project:** 0001 - CDBG Administration  
**IDIS Activity:** 7698 - HUD ADMINISTRATION-23

**Status:** Open  
**Location:** ,

**Objective:**  
**Outcome:**  
**Matrix Code:** General Program Administration (21A) **National Objective:**

**Activity to prevent, prepare for, and respond to Coronavirus:** No

**Initial Funding Date:** 08/23/2022

**Description:**

Admin costs for fy 23

**Financing**

	Fund Type	Grant Year	Grant	Funded Amount	Drawn In Program Year	Drawn Thru Program Year
CDBG	EN	2016	B16MC060542	\$94,483.78	\$0.00	\$0.00
		2018	B18MC060542	\$421,407.63	\$108,903.20	\$108,903.20
		2019	B19MC060542	\$1,343,500.50	\$0.00	\$0.00
		2020	B20MC060542	\$30,496.97	\$0.00	\$0.00
		2021	B21MC060542	\$104,231.54	\$0.00	\$0.00
		2022	B22MC060542	\$566,047.13	\$0.00	\$0.00
	PI			\$1,202.40	\$0.00	\$1,202.40
<b>Total</b>	<b>Total</b>			<b>\$2,561,369.95</b>	<b>\$108,903.20</b>	<b>\$110,105.60</b>

**Proposed Accomplishments**

**Actual Accomplishments**

*Number assisted:*

	Owner		Renter		Total		Person	
	Total	Hispanic	Total	Hispanic	Total	Hispanic	Total	Hispanic
White:					0	0		
Black/African American:					0	0		
Asian:					0	0		
American Indian/Alaskan Native:					0	0		
Native Hawaiian/Other Pacific Islander:					0	0		
American Indian/Alaskan Native & White:					0	0		
Asian White:					0	0		
Black/African American & White:					0	0		
American Indian/Alaskan Native & Black/African American:					0	0		



U.S. Department of Housing and Urban Development  
Office of Community Planning and Development  
Integrated Disbursement and Information System  
CDBG Activity Summary Report (GPR) for Program Year 2022  
SAN DIEGO

Date: 22-Sep-2023  
Time: 20:55  
Page: 286

Other multi-racial:					0	0		
Asian/Pacific Islander:					0	0		
Hispanic:					0	0		
<b>Total:</b>					<b>0</b>	<b>0</b>	<b>0</b>	<b>0</b>

Female-headed Households: 0

*Income Category:*

	Owner	Renter	Total	Person
Extremely Low			0	
Low Mod			0	
Moderate			0	
Non Low Moderate			0	
Total	0	0	0	0
Percent Low/Mod				

**Annual Accomplishments**

No data returned for this view. This might be because the applied filter excludes all data.



U.S. Department of Housing and Urban Development  
Office of Community Planning and Development  
Integrated Disbursement and Information System  
CDBG Activity Summary Report (GPR) for Program Year 2022  
SAN DIEGO

Date: 22-Sep-2023  
Time: 20:55  
Page: 287

**PGM Year:** 2022  
**Project:** 0001 - CDBG Administration  
**IDIS Activity:** 7699 - FAIR HSG SERVICES-23

**Status:** Open  
**Location:** ,

**Objective:**  
**Outcome:**  
**Matrix Code:** Fair Housing Activities (subject to  
20% Admin Cap) (21D) **National Objective:**

**Activity to prevent, prepare for, and respond to Coronavirus:** No

**Initial Funding Date:** 02/13/2023

**Description:**

Fair housing activities for FY 23

**Financing**

	Fund Type	Grant Year	Grant	Funded Amount	Drawn In Program Year	Drawn Thru Program Year
CDBG	EN	2021	B21MC060542	\$145,401.43	\$0.00	\$0.00
	PI			\$104,598.57	\$0.00	\$0.00
<b>Total</b>	<b>Total</b>			<b>\$250,000.00</b>	<b>\$0.00</b>	<b>\$0.00</b>

**Proposed Accomplishments**

**Actual Accomplishments**

*Number assisted:*

	Owner		Renter		Total		Person	
	Total	Hispanic	Total	Hispanic	Total	Hispanic	Total	Hispanic
White:					0	0		
Black/African American:					0	0		
Asian:					0	0		
American Indian/Alaskan Native:					0	0		
Native Hawaiian/Other Pacific Islander:					0	0		
American Indian/Alaskan Native & White:					0	0		
Asian White:					0	0		
Black/African American & White:					0	0		
American Indian/Alaskan Native & Black/African American:					0	0		
Other multi-racial:					0	0		
Asian/Pacific Islander:					0	0		
Hispanic:					0	0		
<b>Total:</b>	<b>0</b>	<b>0</b>	<b>0</b>	<b>0</b>	<b>0</b>	<b>0</b>	<b>0</b>	<b>0</b>



U.S. Department of Housing and Urban Development  
Office of Community Planning and Development  
Integrated Disbursement and Information System  
CDBG Activity Summary Report (GPR) for Program Year 2022  
SAN DIEGO

Date: 22-Sep-2023

Time: 20:55

Page: 288

Female-headed Households:

0

*Income Category:*

	Owner	Renter	Total	Person
Extremely Low			0	
Low Mod			0	
Moderate			0	
Non Low Moderate			0	
Total	0	0	0	0
Percent Low/Mod				

**Annual Accomplishments**

No data returned for this view. This might be because the applied filter excludes all data.



U.S. Department of Housing and Urban Development  
Office of Community Planning and Development  
Integrated Disbursement and Information System  
CDBG Activity Summary Report (GPR) for Program Year 2022  
SAN DIEGO

Date: 22-Sep-2023  
Time: 20:55  
Page: 289

**PGM Year:** 2021  
**Project:** 0004 - Economic Development  
**IDIS Activity:** 7704 - Economic Development NOFA

**Status:** Open  
**Location:** ,

**Objective:**  
**Outcome:**  
**Matrix Code:** Planning (20)

**National Objective:**

**Activity to prevent, prepare for, and respond to Coronavirus:** No

**Initial Funding Date:** 07/26/2022

**Description:**

**Financing**

	Fund Type	Grant Year	Grant	Funded Amount	Drawn In Program Year	Drawn Thru Program Year
CDBG	EN	2017	B17MC060542	\$564,147.71	\$0.00	\$0.00
		2018	B18MC060542	\$64,324.21	\$0.00	\$0.00
<b>Total</b>	<b>Total</b>			<b>\$628,471.92</b>	<b>\$0.00</b>	<b>\$0.00</b>

**Proposed Accomplishments**

**Actual Accomplishments**

*Number assisted:*

	<b>Owner</b>		<b>Renter</b>		<b>Total</b>		<b>Person</b>	
	Total	Hispanic	Total	Hispanic	Total	Hispanic	Total	Hispanic
White:					0	0		
Black/African American:					0	0		
Asian:					0	0		
American Indian/Alaskan Native:					0	0		
Native Hawaiian/Other Pacific Islander:					0	0		
American Indian/Alaskan Native & White:					0	0		
Asian White:					0	0		
Black/African American & White:					0	0		
American Indian/Alaskan Native & Black/African American:					0	0		
Other multi-racial:					0	0		
Asian/Pacific Islander:					0	0		
Hispanic:					0	0		
<b>Total:</b>	<b>0</b>	<b>0</b>	<b>0</b>	<b>0</b>	<b>0</b>	<b>0</b>	<b>0</b>	<b>0</b>



U.S. Department of Housing and Urban Development  
Office of Community Planning and Development  
Integrated Disbursement and Information System  
CDBG Activity Summary Report (GPR) for Program Year 2022  
SAN DIEGO

Date: 22-Sep-2023

Time: 20:55

Page: 290

Female-headed Households:

0

*Income Category:*

	Owner	Renter	Total	Person
Extremely Low			0	
Low Mod			0	
Moderate			0	
Non Low Moderate			0	
Total	0	0	0	0
Percent Low/Mod				

**Annual Accomplishments**

No data returned for this view. This might be because the applied filter excludes all data.



U.S. Department of Housing and Urban Development  
Office of Community Planning and Development  
Integrated Disbursement and Information System  
CDBG Activity Summary Report (GPR) for Program Year 2022  
SAN DIEGO

Date: 22-Sep-2023  
Time: 20:55  
Page: 291

**PGM Year:** 2022

**Project:** 0007 - Affordable Housing

**IDIS Activity:** 7706 - SERENADE ON 43RD-23

**Status:** Open

**Location:** Serenade on 43rd San Diego, CA 92101

**Objective:** Provide decent affordable housing

**Outcome:** Availability/accessibility

**Matrix Code:** Acquisition of Real Property (01)

**National Objective:** LMH

**Activity to prevent, prepare for, and respond to Coronavirus:** No

**Initial Funding Date:** 09/07/2022

**Description:**

To acquire property to develop a low-income housing apartment complex, to be known as Serenade on 43rd.

**Financing**

	Fund Type	Grant Year	Grant	Funded Amount	Drawn In Program Year	Drawn Thru Program Year
CDBG	PI			\$6,500,000.00	\$6,500,000.00	\$6,500,000.00
<b>Total</b>	<b>Total</b>			<b>\$6,500,000.00</b>	<b>\$6,500,000.00</b>	<b>\$6,500,000.00</b>

**Proposed Accomplishments**

Housing Units : 1

**Actual Accomplishments**

*Number assisted:*

	<b>Owner</b>		<b>Renter</b>		<b>Total</b>		<b>Person</b>	
	Total	Hispanic	Total	Hispanic	Total	Hispanic	Total	Hispanic
White:	0	0	0	0	0	0		0
Black/African American:	0	0	0	0	0	0	0	0
Asian:	0	0	0	0	0	0	0	0
American Indian/Alaskan Native:	0	0	0	0	0	0	0	0
Native Hawaiian/Other Pacific Islander:	0	0	0	0	0	0	0	0
American Indian/Alaskan Native & White:	0	0	0	0	0	0	0	0
Asian White:	0	0	0	0	0	0	0	0
Black/African American & White:	0	0	0	0	0	0	0	0
American Indian/Alaskan Native & Black/African American:	0	0	0	0	0	0	0	0
Other multi-racial:	0	0	0	0	0	0	0	0
Asian/Pacific Islander:	0	0	0	0	0	0	0	0
Hispanic:	0	0	0	0	0	0	0	0
<b>Total:</b>	<b>0</b>	<b>0</b>	<b>0</b>	<b>0</b>	<b>0</b>	<b>0</b>	<b>0</b>	<b>0</b>



U.S. Department of Housing and Urban Development  
Office of Community Planning and Development  
Integrated Disbursement and Information System  
CDBG Activity Summary Report (GPR) for Program Year 2022  
SAN DIEGO

Date: 22-Sep-2023

Time: 20:55

Page: 292

Female-headed Households: 0 0 0

*Income Category:*

	Owner	Renter	Total	Person
Extremely Low	0	0	0	0
Low Mod	0	0	0	0
Moderate	0	0	0	0
Non Low Moderate	0	0	0	0
Total	0	0	0	0

Percent Low/Mod

**Annual Accomplishments**

No data returned for this view. This might be because the applied filter excludes all data.





U.S. Department of Housing and Urban Development  
Office of Community Planning and Development  
Integrated Disbursement and Information System  
CDBG Activity Summary Report (GPR) for Program Year 2022  
SAN DIEGO

Date: 22-Sep-2023  
Time: 20:55  
Page: 293

<b>PGM Year:</b>	2019					
<b>Project:</b>	0033 - CDBG-CV Related activities					
<b>IDIS Activity:</b>	7711 - Jewish Family Services-Safe Parking CDBG-CV-21					
<b>Status:</b>	Open	<b>Objective:</b>	Provide decent affordable housing			
<b>Location:</b>	8804 Balboa Ave San Diego, CA 92123-1506	<b>Outcome:</b>	Affordability			
		<b>Matrix Code:</b>	Operating Costs of Homeless/AIDS Patients Programs (03T)	<b>National Objective:</b>	LMC	

**Activity to prevent, prepare for, and respond to Coronavirus:** Yes

**Initial Funding Date:** 09/15/2022

**Description:**

**Financing**

	Fund Type	Grant Year	Grant	Funded Amount	Drawn In Program Year	Drawn Thru Program Year
CDBG	EN	2020	B20MW060542	\$444,000.00	\$145,790.12	\$145,790.12
<b>Total</b>	<b>Total</b>			<b>\$444,000.00</b>	<b>\$145,790.12</b>	<b>\$145,790.12</b>

**Proposed Accomplishments**

People (General) : 1,200

**Actual Accomplishments**

*Number assisted:*

	<b>Owner</b>		<b>Renter</b>		<b>Total</b>		<b>Person</b>	
	Total	Hispanic	Total	Hispanic	Total	Hispanic	Total	Hispanic
White:	0	0	0	0	0	0		0
Black/African American:	0	0	0	0	0	0	0	0
Asian:	0	0	0	0	0	0	0	0
American Indian/Alaskan Native:	0	0	0	0	0	0	0	0
Native Hawaiian/Other Pacific Islander:	0	0	0	0	0	0	0	0
American Indian/Alaskan Native & White:	0	0	0	0	0	0	0	0
Asian White:	0	0	0	0	0	0	0	0
Black/African American & White:	0	0	0	0	0	0	0	0
American Indian/Alaskan Native & Black/African American:	0	0	0	0	0	0	0	0
Other multi-racial:	0	0	0	0	0	0	0	0
Asian/Pacific Islander:	0	0	0	0	0	0	0	0
Hispanic:	0	0	0	0	0	0	0	0
<b>Total:</b>	<b>0</b>	<b>0</b>	<b>0</b>	<b>0</b>	<b>0</b>	<b>0</b>	<b>0</b>	<b>0</b>



U.S. Department of Housing and Urban Development  
Office of Community Planning and Development  
Integrated Disbursement and Information System  
CDBG Activity Summary Report (GPR) for Program Year 2022  
SAN DIEGO

Date: 22-Sep-2023

Time: 20:55

Page: 294

Female-headed Households: 0 0 0

*Income Category:*

	Owner	Renter	Total	Person
Extremely Low	0	0	0	0
Low Mod	0	0	0	0
Moderate	0	0	0	0
Non Low Moderate	0	0	0	0
Total	0	0	0	0

Percent Low/Mod

**Annual Accomplishments**

No data returned for this view. This might be because the applied filter excludes all data.



U.S. Department of Housing and Urban Development  
Office of Community Planning and Development  
Integrated Disbursement and Information System  
CDBG Activity Summary Report (GPR) for Program Year 2022  
SAN DIEGO

Date: 22-Sep-2023  
Time: 20:55  
Page: 295

**PGM Year:** 2022  
**Project:** 0007 - Affordable Housing  
**IDIS Activity:** 7719 - Iris at Trolley

**Status:** Open  
**Location:** 1507 Howard Ave San Diego, CA 92173-1209

**Objective:** Provide decent affordable housing  
**Outcome:** Availability/accessibility  
**Matrix Code:** Acquisition of Real Property (01)

**National Objective:** LMH

**Activity to prevent, prepare for, and respond to Coronavirus:** No

**Initial Funding Date:** 04/17/2023

**Description:**

To acquire property to develop low-income housing apartment complex, at 1507 Howard Avenue, San Diego, Ca. 92173 and known as "Iris at Trolley".

The site is approximately .96 acres.

The proposed 64-unit housing project will consist of one 5-story building with 30 one-bedroom units, 18 two-bedroom units, 16 three-bedroom units and 1 two-bedroom on-site manager's unit.

**Financing**

	Fund Type	Grant Year	Grant	Funded Amount	Drawn In Program Year	Drawn Thru Program Year
CDBG	LA	2017	B17MC060542	\$826,168.65	\$826,168.65	\$826,168.65
		2018	B18MC060542	\$812,476.84	\$812,476.84	\$812,476.84
	PI			\$1,861,354.51	\$1,861,354.51	\$1,861,354.51
<b>Total</b>	<b>Total</b>			<b>\$3,500,000.00</b>	<b>\$3,500,000.00</b>	<b>\$3,500,000.00</b>

**Proposed Accomplishments**

Housing Units : 64

**Actual Accomplishments**

*Number assisted:*

	Owner		Renter		Total		Person	
	Total	Hispanic	Total	Hispanic	Total	Hispanic	Total	Hispanic
White:	0	0	0	0	0	0	0	0
Black/African American:	0	0	0	0	0	0	0	0
Asian:	0	0	0	0	0	0	0	0
American Indian/Alaskan Native:	0	0	0	0	0	0	0	0
Native Hawaiian/Other Pacific Islander:	0	0	0	0	0	0	0	0
American Indian/Alaskan Native & White:	0	0	0	0	0	0	0	0
Asian White:	0	0	0	0	0	0	0	0
Black/African American & White:	0	0	0	0	0	0	0	0
American Indian/Alaskan Native & Black/African American:	0	0	0	0	0	0	0	0



U.S. Department of Housing and Urban Development  
Office of Community Planning and Development  
Integrated Disbursement and Information System  
CDBG Activity Summary Report (GPR) for Program Year 2022  
SAN DIEGO

Date: 22-Sep-2023  
Time: 20:55  
Page: 296

Other multi-racial:	0	0	0	0	0	0	0	0
Asian/Pacific Islander:	0	0	0	0	0	0	0	0
Hispanic:	0	0	0	0	0	0	0	0
<b>Total:</b>	<b>0</b>	<b>0</b>	<b>0</b>	<b>0</b>	<b>0</b>	<b>0</b>	<b>0</b>	<b>0</b>

Female-headed Households:	0		0		0			
---------------------------	---	--	---	--	---	--	--	--

*Income Category:*

	Owner	Renter	Total	Person
Extremely Low	0	0	0	0
Low Mod	0	0	0	0
Moderate	0	0	0	0
Non Low Moderate	0	0	0	0
Total	0	0	0	0

Percent Low/Mod

**Annual Accomplishments**

No data returned for this view. This might be because the applied filter excludes all data.



U.S. Department of Housing and Urban Development  
Office of Community Planning and Development  
Integrated Disbursement and Information System  
CDBG Activity Summary Report (GPR) for Program Year 2022  
SAN DIEGO

Date: 22-Sep-2023  
Time: 20:55  
Page: 297

---

<b>Total Funded Amount:</b>	<b>\$126,997,820.65</b>
<b>Total Drawn Thru Program Year:</b>	<b>\$72,798,237.80</b>
<b>Total Drawn In Program Year:</b>	<b>\$17,189,408.50</b>



U.S. Department of Housing and Urban Development  
Office of Community Planning and Development  
Integrated Disbursement and Information System  
CDBG and CDBG-CV Summary of Accomplishments  
Program Year: 2022

DATE: 09-22-23  
TIME: 20:31  
PAGE: 1

SAN DIEGO

Count of CDBG and CDBG-CV Activities with Disbursements by Activity Group & Matrix Code

Activity Group	Activity Category	Open Count	Open Activities Disbursed	Completed Count	Completed Activities Disbursed	Program Year Count	Total Activities Disbursed
Acquisition	Acquisition of Real Property (01)	2	\$10,000,000.00	0	\$0.00	2	\$10,000,000.00
	Total Acquisition	2	\$10,000,000.00	0	\$0.00	2	\$10,000,000.00
Economic Development	ED Direct Financial Assistance to For-Profits (18A)	3	\$0.00	0	\$0.00	3	\$0.00
	ED Technical Assistance (18B)	4	\$118,553.19	0	\$0.00	4	\$118,553.19
	Micro-Enterprise Assistance (18C)	19	\$358,773.71	5	\$233,177.76	24	\$591,951.47
	Total Economic Development	26	\$477,326.90	5	\$233,177.76	31	\$710,504.66
Housing	Rehab; Single-Unit Residential (14A)	1	\$59,062.93	0	\$0.00	1	\$59,062.93
	Rehab; Multi-Unit Residential (14B)	3	\$2,940.00	0	\$0.00	3	\$2,940.00
	Total Housing	4	\$62,002.93	0	\$0.00	4	\$62,002.93
Public Facilities and Improvements	Senior Centers (03A)	0	\$0.00	1	\$0.00	1	\$0.00
	Homeless Facilities (not operating costs) (03C)	6	\$50,105.34	0	\$0.00	6	\$50,105.34
	Youth Centers (03D)	0	\$0.00	1	\$0.00	1	\$0.00
	Neighborhood Facilities (03E)	3	\$0.00	2	\$265,134.57	5	\$265,134.57
	Parks, Recreational Facilities (03F)	9	\$73,317.65	1	\$0.00	10	\$73,317.65
	Street Improvements (03K)	1	\$0.00	0	\$0.00	1	\$0.00
	Sidewalks (03L)	6	\$272,672.99	0	\$0.00	6	\$272,672.99
	Health Facilities (03P)	3	\$358,119.72	1	\$49,138.92	4	\$407,258.64
	Other Public Improvements Not Listed in 03A-03S (03Z)	2	\$89,000.00	0	\$0.00	2	\$89,000.00
	Total Public Facilities and Improvements	30	\$843,215.70	6	\$314,273.49	36	\$1,157,489.19
Public Services	Operating Costs of Homeless/AIDS Patients Programs (03T)	3	\$146,818.53	5	\$36,673.94	8	\$183,492.47
	Senior Services (05A)	1	\$20,875.49	2	\$7,405.33	3	\$28,280.82
	Youth Services (05D)	5	\$63,798.25	2	\$43,951.16	7	\$107,749.41
	Substance Abuse Services (05F)	0	\$0.00	2	\$125,253.82	2	\$125,253.82
	Services for victims of domestic violence, dating violence, sexual assault or stalking (05G)	0	\$0.00	1	\$44,114.00	1	\$44,114.00
	Employment Training (05H)	11	\$119,719.80	4	\$37,742.72	15	\$157,462.52
	Child Care Services (05L)	1	\$26,220.51	0	\$0.00	1	\$26,220.51



U.S. Department of Housing and Urban Development  
Office of Community Planning and Development  
Integrated Disbursement and Information System  
CDBG and CDBG-CV Summary of Accomplishments  
Program Year: 2022

DATE: 09-22-23  
TIME: 20:31  
PAGE: 2

SAN DIEGO

Activity Group	Activity Category	Open Count	Open Activities Disbursed	Completed Count	Completed Activities Disbursed	Program Year Count	Total Activities Disbursed
Public Services	Health Services (05M)	1	\$0.00	1	\$0.00	2	\$0.00
	Abused and Neglected Children (05N)	1	\$0.00	1	\$21,820.63	2	\$21,820.63
	Mental Health Services (05O)	1	\$26,495.75	1	\$92,724.73	2	\$119,220.48
	Subsistence Payment (05Q)	1	\$1,159,709.17	0	\$0.00	1	\$1,159,709.17
	Food Banks (05W)	3	\$93,479.66	2	\$137,270.49	5	\$230,750.15
	Other Public Services Not Listed in 05A-05Y, 03T (05Z)	15	\$751,942.33	8	\$185,008.99	23	\$936,951.32
	Total Public Services	43	\$2,409,059.49	29	\$731,965.81	72	\$3,141,025.30
General Administration and Planning	Planning (20)	1	\$0.00	0	\$0.00	1	\$0.00
	General Program Administration (21A)	5	\$2,118,386.42	0	\$0.00	5	\$2,118,386.42
	Fair Housing Activities (subject to 20% Admin Cap) (21D)	1	\$0.00	1	\$0.00	2	\$0.00
	Total General Administration and Planning	7	\$2,118,386.42	1	\$0.00	8	\$2,118,386.42
Grand Total		112	\$15,909,991.44	41	\$1,279,417.06	153	\$17,189,408.50



U.S. Department of Housing and Urban Development  
Office of Community Planning and Development  
Integrated Disbursement and Information System  
CDBG and CDBG-CV Summary of Accomplishments  
Program Year: 2022

DATE: 09-22-23  
TIME: 20:31  
PAGE: 3

SAN DIEGO

CDBG and CDBG-CV Sum of Actual Accomplishments by Activity Group and Accomplishment Type

Activity Group	Matrix Code	Accomplishment Type	Open Count	Completed Count	Program Year Totals
Acquisition	Acquisition of Real Property (01)	Housing Units	0	0	0
	Total Acquisition		0	0	0
Economic Development	ED Direct Financial Assistance to For-Profits (18A)	Business	0	0	0
		Jobs	20	0	20
	ED Technical Assistance (18B)	Business	0	0	0
		Jobs	0	0	0
	Micro-Enterprise Assistance (18C)	Business	264	274	538
		Jobs	8	0	8
	Total Economic Development		292	274	566
Housing	Rehab; Single-Unit Residential (14A)	Housing Units	45	0	45
	Rehab; Multi-Unit Residential (14B)	Housing Units	0	0	0
	Total Housing		45	0	45
Public Facilities and Improvements	Senior Centers (03A)	Public Facilities	0	250	250
	Homeless Facilities (not operating costs) (03C)	Public Facilities	1,032	0	1,032
	Youth Centers (03D)	Public Facilities	0	165	165
	Neighborhood Facilities (03E)	Public Facilities	85,090	17,590	102,680
	Parks, Recreational Facilities (03F)	Public Facilities	0	2,190	2,190
	Street Improvements (03K)	Persons	0	0	0
	Sidewalks (03L)	Persons	0	0	0
		Public Facilities	102,685	0	102,685
	Health Facilities (03P)	Public Facilities	8,347	10,046	18,393
	Other Public Improvements Not Listed in 03A-03S (03Z)	Public Facilities	0	0	0
	Total Public Facilities and Improvements		197,154	30,241	227,395
Public Services	Operating Costs of Homeless/AIDS Patients Programs (03T)	Persons	170	7,307	7,477
	Senior Services (05A)	Persons	0	336	336
	Youth Services (05D)	Persons	434	1,146	1,580
	Substance Abuse Services (05F)	Persons	0	3,597	3,597
	Services for victims of domestic violence, dating violence, sexual assault or stalking (05G)	Persons	0	40	40
	Employment Training (05H)	Persons	459	559	1,018
	Child Care Services (05L)	Persons	0	0	0





U.S. Department of Housing and Urban Development  
Office of Community Planning and Development  
Integrated Disbursement and Information System  
CDBG and CDBG-CV Summary of Accomplishments  
Program Year: 2022

DATE: 09-22-23  
TIME: 20:31  
PAGE: 4

SAN DIEGO

Activity Group	Matrix Code	Accomplishment Type	Open Count	Completed Count	Program Year Totals
Public Services	Health Services (05M)	Persons	0	150	150
	Abused and Neglected Children (05N)	Persons	0	31	31
	Mental Health Services (05O)	Persons	0	34	34
	Subsistence Payment (05Q)	Persons	0	0	0
	Food Banks (05W)	Persons	573	2,309	2,882
	Other Public Services Not Listed in 05A-05Y, 03T (05Z)	Persons	3,507	9,708	13,215
	Total Public Services		5,143	25,217	30,360
Grand Total			202,634	55,732	258,366



U.S. Department of Housing and Urban Development  
Office of Community Planning and Development  
Integrated Disbursement and Information System  
CDBG and CDBG-CV Summary of Accomplishments  
Program Year: 2022

DATE: 09-22-23  
TIME: 20:31  
PAGE: 5

SAN DIEGO

CDBG and CDBG-CV Beneficiaries by Racial / Ethnic Category

Housing-Non Housing	Race	Total Persons	Total Hispanic Persons	Total Households	Total Hispanic Households
Housing	White	0	0	18	6
	Black/African American	0	0	8	0
	Asian	0	0	1	0
	Native Hawaiian/Other Pacific Islander	0	0	1	0
	Other multi-racial	0	0	2	1
	Total Housing	0	0	30	7
Non Housing	White	27,240	10,471	0	0
	Black/African American	9,545	674	0	0
	Asian	4,067	70	0	0
	American Indian/Alaskan Native	609	215	0	0
	Native Hawaiian/Other Pacific Islander	476	55	0	0
	American Indian/Alaskan Native & White	153	62	0	0
	Asian & White	237	8	0	0
	Black/African American & White	211	33	0	0
	Amer. Indian/Alaskan Native & Black/African Amer.	103	31	0	0
	Other multi-racial	7,817	4,356	0	0
	Total Non Housing	50,458	15,975	0	0
Grand Total	White	27,240	10,471	18	6
	Black/African American	9,545	674	8	0
	Asian	4,067	70	1	0
	American Indian/Alaskan Native	609	215	0	0
	Native Hawaiian/Other Pacific Islander	476	55	1	0
	American Indian/Alaskan Native & White	153	62	0	0
	Asian & White	237	8	0	0
	Black/African American & White	211	33	0	0
	Amer. Indian/Alaskan Native & Black/African Amer.	103	31	0	0
	Other multi-racial	7,817	4,356	2	1
	Total Grand Total	50,458	15,975	30	7



U.S. Department of Housing and Urban Development  
Office of Community Planning and Development  
Integrated Disbursement and Information System  
CDBG and CDBG-CV Summary of Accomplishments  
Program Year: 2022

DATE: 09-22-23  
TIME: 20:31  
PAGE: 6

SAN DIEGO

CDBG and CDBG-CV Beneficiaries by Income Category [\(Click here to view activities\)](#)

Income Levels		Owner Occupied	Renter Occupied	Persons
Non Housing	Extremely Low ( $\leq 30\%$ )	0	0	7,095
	Low ( $>30\%$ and $\leq 50\%$ )	0	0	1,070
	Mod ( $>50\%$ and $\leq 80\%$ )	0	0	1,896
	Total Low-Mod	0	0	10,061
	Non Low-Mod ( $>80\%$ )	0	0	2,474
	Total Beneficiaries	0	0	12,535



U.S. Department of Housing and Urban Development  
Office of Community Planning and Development  
Integrated Disbursement and Information System  
HOME Summary of Accomplishments

DATE: 09-22-23  
TIME: 20:59  
PAGE: 1

Program Year: 2022  
Start Date 01-Jul-2022 - End Date 30-Jun-2023  
SAN DIEGO  
Home Disbursements and Unit Completions

Activity Type	Disbursed Amount	Units Completed	Units Occupied
Rentals			
	\$11,500,000.00	80	80
First Time Homebuyers			
	\$480,100.00	11	11
Total, Rentals and TBRA			
	\$11,500,000.00	80	80
Total, Homebuyers and Homeowners			
	\$480,100.00	11	11
Grand Total	\$11,980,100.00	91	91



U.S. Department of Housing and Urban Development  
Office of Community Planning and Development  
Integrated Disbursement and Information System  
HOME Summary of Accomplishments

DATE: 09-22-23  
TIME: 20:59  
PAGE: 2

Program Year: 2022

Start Date 01-Jul-2022 - End Date 30-Jun-2023

SAN DIEGO

Home Unit Completions by Percent of Area Median Income

Activity Type						Units Completed	
	0% - 30%	31% - 50%	51% - 60%	61% - 80%	Total 0% - 60%	Total 0% - 80%	
Rentals	55	20	5	0	80	80	
First Time Homebuyers	0	0	1	10	1	11	
Total, Rentals and TBRA	55	20	5	0	80	80	
Total, Homebuyers and Homeowners	0	0	1	10	1	11	
Grand Total	55	20	6	10	81	91	

Home Unit Reported As Vacant

Activity Type	Reported as Vacant
Rentals	0
First Time Homebuyers	0
Total, Rentals and TBRA	0
Total, Homebuyers and Homeowners	0
Grand Total	0



U.S. Department of Housing and Urban Development  
Office of Community Planning and Development  
Integrated Disbursement and Information System  
HOME Summary of Accomplishments

DATE: 09-22-23  
TIME: 20:59  
PAGE: 3

Program Year: 2022

Start Date 01-Jul-2022 - End Date 30-Jun-2023

SAN DIEGO

Home Unit Completions by Racial / Ethnic Category

	Rentals		First Time Homebuyers	
	Units Completed	Units Completed - Hispanics	Units Completed	Units Completed - Hispanics
White	57	25	8	7
Black/African American	20	0	3	0
Asian	1	0	0	0
American Indian/Alaskan Native	1	0	0	0
Other multi-racial	1	0	0	0
Total	80	25	11	7

	Total, Rentals and TBRA		Total, Homebuyers and Homeowners		Grand Total	
	Units Completed	Units Completed - Hispanics	Units Completed	Units Completed - Hispanics	Units Completed	Units Completed - Hispanics
White	57	25	8	7	65	32
Black/African American	20	0	3	0	23	0
Asian	1	0	0	0	1	0
American Indian/Alaskan Native	1	0	0	0	1	0
Other multi-racial	1	0	0	0	1	0
Total	80	25	11	7	91	32



Office of Community Planning and Development  
U.S. Department of Housing and Urban Development  
Integrated Disbursement and Information System  
PR26 - CDBG Financial Summary Report  
Program Year 2022  
SAN DIEGO , CA

DATE: 09-22-23  
TIME: 20:19  
PAGE: 1

PART I: SUMMARY OF CDBG RESOURCES

01 UNEXPENDED CDBG FUNDS AT END OF PREVIOUS PROGRAM YEAR	0.00
02 ENTITLEMENT GRANT	11,894,158.00
03 SURPLUS URBAN RENEWAL	0.00
04 SECTION 108 GUARANTEED LOAN FUNDS	0.00
05 CURRENT YEAR PROGRAM INCOME	155,000.00
05a CURRENT YEAR SECTION 108 PROGRAM INCOME (FOR SI TYPE)	0.00
06 FUNDS RETURNED TO THE LINE-OF-CREDIT	0.00
06a FUNDS RETURNED TO THE LOCAL CDBG ACCOUNT	1,638,645.49
07 ADJUSTMENT TO COMPUTE TOTAL AVAILABLE	0.00
08 TOTAL AVAILABLE (SUM, LINES 01-07)	13,687,803.49

PART II: SUMMARY OF CDBG EXPENDITURES

09 DISBURSEMENTS OTHER THAN SECTION 108 REPAYMENTS AND PLANNING/ADMINISTRATION	12,779,226.93
10 ADJUSTMENT TO COMPUTE TOTAL AMOUNT SUBJECT TO LOW/MOD BENEFIT	0.00
11 AMOUNT SUBJECT TO LOW/MOD BENEFIT (LINE 09 + LINE 10)	12,779,226.93
12 DISBURSED IN IDIS FOR PLANNING/ADMINISTRATION	1,967,893.83
13 DISBURSED IN IDIS FOR SECTION 108 REPAYMENTS	0.00
14 ADJUSTMENT TO COMPUTE TOTAL EXPENDITURES	0.00
15 TOTAL EXPENDITURES (SUM, LINES 11-14)	14,747,120.76
16 UNEXPENDED BALANCE (LINE 08 - LINE 15)	(1,059,317.27)

PART III: LOW/MOD BENEFIT THIS REPORTING PERIOD

17 EXPENDED FOR LOW/MOD HOUSING IN SPECIAL AREAS	0.00
18 EXPENDED FOR LOW/MOD MULTI-UNIT HOUSING	0.00
19 DISBURSED FOR OTHER LOW/MOD ACTIVITIES	9,276,286.93
20 ADJUSTMENT TO COMPUTE TOTAL LOW/MOD CREDIT	0.00
21 TOTAL LOW/MOD CREDIT (SUM, LINES 17-20)	9,276,286.93
22 PERCENT LOW/MOD CREDIT (LINE 21/LINE 11)	72.59%

LOW/MOD BENEFIT FOR MULTI-YEAR CERTIFICATIONS

23 PROGRAM YEARS(PY) COVERED IN CERTIFICATION	PY: PY: PY:
24 CUMULATIVE NET EXPENDITURES SUBJECT TO LOW/MOD BENEFIT CALCULATION	0.00
25 CUMULATIVE EXPENDITURES BENEFITING LOW/MOD PERSONS	0.00
26 PERCENT BENEFIT TO LOW/MOD PERSONS (LINE 25/LINE 24)	0.00%

PART IV: PUBLIC SERVICE (PS) CAP CALCULATIONS

27 DISBURSED IN IDIS FOR PUBLIC SERVICES	849,230.15
28 PS UNLIQUIDATED OBLIGATIONS AT END OF CURRENT PROGRAM YEAR	0.00
29 PS UNLIQUIDATED OBLIGATIONS AT END OF PREVIOUS PROGRAM YEAR	0.00
30 ADJUSTMENT TO COMPUTE TOTAL PS OBLIGATIONS	0.00
31 TOTAL PS OBLIGATIONS (LINE 27 + LINE 28 - LINE 29 + LINE 30)	849,230.15
32 ENTITLEMENT GRANT	11,894,158.00
33 PRIOR YEAR PROGRAM INCOME	15,095,067.39
34 ADJUSTMENT TO COMPUTE TOTAL SUBJECT TO PS CAP	0.00
35 TOTAL SUBJECT TO PS CAP (SUM, LINES 32-34)	26,989,225.39
36 PERCENT FUNDS OBLIGATED FOR PS ACTIVITIES (LINE 31/LINE 35)	3.15%

PART V: PLANNING AND ADMINISTRATION (PA) CAP

37 DISBURSED IN IDIS FOR PLANNING/ADMINISTRATION	1,967,893.83
38 PA UNLIQUIDATED OBLIGATIONS AT END OF CURRENT PROGRAM YEAR	0.00
39 PA UNLIQUIDATED OBLIGATIONS AT END OF PREVIOUS PROGRAM YEAR	0.00
40 ADJUSTMENT TO COMPUTE TOTAL PA OBLIGATIONS	0.00
41 TOTAL PA OBLIGATIONS (LINE 37 + LINE 38 - LINE 39 + LINE 40)	1,967,893.83
42 ENTITLEMENT GRANT	11,894,158.00
43 CURRENT YEAR PROGRAM INCOME	155,000.00
44 ADJUSTMENT TO COMPUTE TOTAL SUBJECT TO PA CAP	0.00
45 TOTAL SUBJECT TO PA CAP (SUM, LINES 42-44)	12,049,158.00
46 PERCENT FUNDS OBLIGATED FOR PA ACTIVITIES (LINE 41/LINE 45)	16.33%



Office of Community Planning and Development  
U.S. Department of Housing and Urban Development  
Integrated Disbursement and Information System  
PR26 - CDBG Financial Summary Report  
Program Year 2022  
SAN DIEGO , CA

DATE: 09-22-23  
TIME: 20:19  
PAGE: 2

LINE 17 DETAIL: ACTIVITIES TO CONSIDER IN DETERMINING THE AMOUNT TO ENTER ON LINE 17

No data returned for this view. This might be because the applied filter excludes all data.

LINE 18 DETAIL: ACTIVITIES TO CONSIDER IN DETERMINING THE AMOUNT TO ENTER ON LINE 18

Plan Year	IDIS Project	IDIS	Activity	Activity Name	Matrix Code	National Objective	Drawn Amount
2022	7	7719		Iris at Trolley	01	LMH	\$3,500,000.00
					01	Matrix Code	\$3,500,000.00
2020	6	7488		CHICANO FED-HAW 1-21	14B	LMH	\$2,940.00
					14B	Matrix Code	\$2,940.00
Total							\$3,502,940.00

LINE 19 DETAIL: ACTIVITIES INCLUDED IN THE COMPUTATION OF LINE 19

Plan Year	IDIS Project	IDIS Activity	Voucher Number	Activity Name	Matrix Code	National Objective	Drawn Amount
2022	7	7706	6741537	SERENADE ON 43RD-23	01	LMH	\$6,500,000.00
					01	Matrix Code	\$6,500,000.00
2019	6	7503	6743156	NTC-SDYS-20	03C	LMC	\$39,152.00
2020	7	7493	6743213	SVDP MGMT-PAUL MIRABLE PLUMBING RENOVATION-21	03C	LMC	\$10,953.34
					03C	Matrix Code	\$50,105.34
2020	7	7492	6743213	JCNI-CHOLLAS CREEK SOUTH PED CONNECTOR-21	03E	LMA	\$265,134.57
					03E	Matrix Code	\$265,134.57
2019	8	7350	6743156	CITY SD SE MINI PARK IMP-20	03F	LMA	\$2,400.55
2020	5	7465	6743156	CITY CIP-MLK REC CTR MIP-21	03F	LMA	\$2,196.32
2020	5	7467	6743213	CITY CIP-ISLAND AVE MIN PK-21	03F	LMA	\$27,220.82
2020	5	7616	6743156	CITY CIP-CLAY AVE MINI PARK-21	03F	LMA	\$14,019.15
2021	5	7591	6743156	CITY CIP-PARK AND REC-LINDA VISTA SKATE PARK-22	03F	LMA	\$12,990.81
2021	5	7592	6743156	CITY CIP-PARK AND REC-JFK PARK-22	03F	LMA	\$14,490.00
					03F	Matrix Code	\$73,317.65
2020	5	7612	6743213	CITY CIP-HOWARD AVE SIDEWALK-21	03L	LMA	\$25,285.04
2020	5	7612	6744918	CITY CIP-HOWARD AVE SIDEWALK-21	03L	LMA	\$14,148.81
2020	5	7613	6743213	CITY CIP-TSW-WOODMAN ST SIDEWALK-21	03L	LMA	\$9,202.44
2021	5	7590	6743156	CITY CIP-TSW-UNIVERSITY AVE PHASE 1-22	03L	LMA	\$224,036.70
					03L	Matrix Code	\$272,672.99
2020	7	7491	6743213	FHC-DIAMOND NEIGHBORHOODS FHC REMODEL-21	03P	LMC	\$358,119.72
2021	7	7597	6743156	FHC SD-CITY HEIGHTS SOLAR-22	03P	LMC	\$49,138.92
					03P	Matrix Code	\$407,258.64
2021	8	7595	6743156	SERVING SRS-TRANSITIONAL HOUSING-22	03T	LMC	\$1,028.41
2021	8	7619	6743156	SD HSG COMM-DAY CENTER-22	03T	LMC	\$2,220.61
2021	8	7622	6743156	SD HSG COMM-INTERIM-22	03T	LMC	\$34,453.33
					03T	Matrix Code	\$37,702.35
2021	5	7518	6743156	CITY CIP-TSW-WOODMAN ST SIDEWALK-22	03Z	LMA	\$89,000.00
					03Z	Matrix Code	\$89,000.00
2022	8	7697	6743156	SERVING SENIORS-23	05A	LMC	\$20,875.49
					05A	Matrix Code	\$20,875.49
2020	14	7652	6743213	URBAN LIFE-COVID 19 UCAN-CV20	05D	LMC	\$15,772.50
2021	3	7611	6743156	CITY LIB-LIBRARY NEXT-22	05D	LMC	\$30,109.17
2022	3	7675	6743156	OCEAN DISC-LIVING LAB SOLAR TR-23	05D	LMC	\$17,916.58
2022	3	7676	6743156	REALITY CHANGERS-COLLEGE-23	05D	LMC	\$43,951.16
					05D	Matrix Code	\$107,749.41
2021	3	7617	6743213	FAMILY HLTH CTR-SAFE POINT SD-22	05F	LMC	\$7,909.64
2021	3	7617	6743289	FAMILY HLTH CTR-SAFE POINT SD-22	05F	LMC	\$78,271.91
2022	3	7671	6743156	FAMILY HLTH CTR-SAFE POINT SD-23	05F	LMC	\$39,072.27
					05F	Matrix Code	\$125,253.82
2022	3	7673	6743156	INTERFAITH-TRANSITIONAL-23	05G	LMC	\$44,114.00
					05G	Matrix Code	\$44,114.00
2020	1	7469	6743156	GRID ALT-SOLAR INSTALL TRAINING-21	05H	LMC	\$24,926.17
2020	1	7631	6743213	SDWP-C2C MENTORSHIP-21	05H	LMC	\$4,426.77
2020	14	7650	6743213	IRC-DIGITAL INCLUSION PROJECT-CV20	05H	LMC	\$43,272.05
2021	2	7589	6743156	SDWP-CONNECT2CAREERS-22	05H	LMC	\$36,474.81
2021	3	7608	6743156	MAAC-STEP CENTERS-22	05H	LMC	\$37,742.72
2022	3	7679	6743156	WESLEY HOUSE STUDENT SUPPORT-23	05H	LMC	\$10,620.00
					05H	Matrix Code	\$157,462.52



Plan Year	IDIS Project	IDIS Activity	Voucher Number	Activity Name	Matrix Code	National Objective	Drawn Amount
2020	14	7648	6743213	NHA-NHA NUTRITION SERVICES-CV20	05L	LMC	\$26,220.51
					05L	Matrix Code	\$26,220.51
2022	3	7678	6743156	VOICES FOR CHILDREN-23	05N	LMC	\$21,820.63
					05N	Matrix Code	\$21,820.63
2022	3	7677	6743156	SD LGBT CTR-BEHAV HLTH-23	05O	LMC	\$26,495.75
					05O	Matrix Code	\$26,495.75
2020	9	7553	6743156	CHCDC-COVID-PROJECT NOURISH-21	05W	LMC	\$16,448.29
2020	9	7565	6743213	CATHOLIC CHARITIES-COVID EMERGENCY FOOD-21	05W	LMC	\$120,822.20
					05W	Matrix Code	\$137,270.49
2020	9	7552	6743156	BAYSIDE-COVID PS SERVICES-21	05Z	LMC	\$3,691.22
2020	14	7649	6743213	SWCC-BUSINESS FINANCIAL FITNESS-CV20	05Z	LMC	\$58,796.31
2021	8	7594	6743288	DREAMS FOR CHANGE-SAFE PARKING-22	05Z	LMC	\$38,748.39
2022	3	7669	6743289	ACCESS YOUTH ACADEMY-23	05Z	LMC	\$8,333.33
2022	3	7670	6743156	BAYSIDE COMM CTR-SOCIAL SVCES-23	05Z	LMC	\$34,695.93
					05Z	Matrix Code	\$144,265.18
2019	4	7328	6743156	GRID ALTERNATIVES-SINGLE FAMILY-20	14A	LMH	\$59,062.93
					14A	Matrix Code	\$59,062.93
2020	4	7510	6743213	CITY SD-EARLY STAGE ACCEL CONNECT-21	18B	LMA	\$118,553.19
					18B	Matrix Code	\$118,553.19
2020	4	7484	6743156	LHCDC-MICROENTERPRISE TRAINING AND DEV-21	18C	LMCMC	\$5,993.51
2021	4	7610	6743213	ACCESS-MICROENTERPRISE PROGRAM-22	18C	LMCMC	\$140,991.26
2021	4	7653	6743156	CHCDC-MICRO ENTERPRISE SUCCESS-22	18C	LMCMC	\$14,917.50
2021	4	7654	6743156	SWCC-BUSINESS BASICS AND ENTREPRENEURSHIP-22	18C	LMCMC	\$107,328.62
2021	4	7655	6743156	IRC-PROJECT LEAP-22	18C	LMCMC	\$24,027.85
2021	4	7656	6743156	AAA-LMI ENTREPRENUR ASSISTANCE-22	18C	LMCMC	\$56,638.88
2022	4	7680	6743156	ACCESSITY-SAN DIEGO-23	18C	LMCMC	\$92,186.50
2022	4	7681	6743156	HORN OF AFRICA-CH REFUGEE BUS-23	18C	LMCMC	\$49,092.72
2022	4	7682	6743156	KAREN ORGANIZATION OF SD-23	18C	LMCMC	\$24,648.25
2022	4	7683	6743156	MISSION EDGE-CITY SAIL-23	18C	LMCMC	\$41,426.20
2022	4	7684	6743156	SOMALI FAMILY-MICROENT-23	18C	LMCMC	\$34,700.18
					18C	Matrix Code	\$591,951.47
Total							\$9,276,286.93

LINE 27 DETAIL: ACTIVITIES INCLUDED IN THE COMPUTATION OF LINE 27

Plan Year	IDIS Project	IDIS Activity	Voucher Number	Activity to prevent, prepare for, and respond to Coronavirus	Activity Name	Grant Number	Fund Type	Matrix Code	National Objective	Drawn Amount
2021	8	7595	6743156	No	SERVING SRS-TRANSITIONAL HOUSING-22	B17MC060542	EN	03T	LMC	\$1,028.41
2021	8	7619	6743156	No	SD HSG COMM-DAY CENTER-22	B19MC060542	EN	03T	LMC	\$2,220.61
2021	8	7622	6743156	No	SD HSG COMM-INTERIM-22	B19MC060542	EN	03T	LMC	\$34,453.33
								03T	Matrix Code	\$37,702.35
2022	8	7697	6743156	No	SERVING SENIORS-23	B22MC060542	EN	05A	LMC	\$20,875.49
								05A	Matrix Code	\$20,875.49
2020	14	7652	6743213	Yes	URBAN LIFE-COVID 19 UCAN-CV20	B21MC060542	PI	05D	LMC	\$15,772.50
2021	3	7611	6743156	No	CITY LIB-LIBRARY NEXT-22	B21MC060542	EN	05D	LMC	\$30,109.17
2022	3	7675	6743156	No	OCEAN DISC-LIVING LAB SOLAR TR-23	B22MC060542	EN	05D	LMC	\$17,916.58
2022	3	7676	6743156	No	REALITY CHANGERS-COLLEGE-23	B22MC060542	EN	05D	LMC	\$43,951.16
								05D	Matrix Code	\$107,749.41
2021	3	7617	6743213	No	FAMILY HLTH CTR-SAFE POINT SD-22	B21MC060542	PI	05F	LMC	\$7,909.64
2021	3	7617	6743289	No	FAMILY HLTH CTR-SAFE POINT SD-22	B18MC060542	EN	05F	LMC	\$78,271.91
2022	3	7671	6743156	No	FAMILY HLTH CTR-SAFE POINT SD-23	B22MC060542	EN	05F	LMC	\$39,072.27
								05F	Matrix Code	\$125,253.82
2022	3	7673	6743156	No	INTERFAITH-TRANSITIONAL-23	B22MC060542	EN	05G	LMC	\$44,114.00
								05G	Matrix Code	\$44,114.00
2020	1	7469	6743156	No	GRID ALT-SOLAR INSTALL TRAINING-21	B21MC060542	PI	05H	LMC	\$24,926.17
2020	1	7631	6743213	No	SDWP-C2C MENTORSHIP-21	B18MC060542	EN	05H	LMC	\$4,426.77
2020	14	7650	6743213	Yes	IRC-DIGITAL INCLUSION PROJECT-CV20	B21MC060542	EN	05H	LMC	\$43,272.05
2021	2	7589	6743156	No	SDWP-CONNECT2CAREERS-22	B17MC060542	EN	05H	LMC	\$36,474.81
2021	3	7608	6743156	No	MAAC-STEP CENTERS-22	B19MC060542	EN	05H	LMC	\$37,742.72
2022	3	7679	6743156	No	WESLEY HOUSE STUDENT SUPPORT-23	B22MC060542	EN	05H	LMC	\$10,620.00
								05H	Matrix Code	\$157,462.52
2020	14	7648	6743213	Yes	NHA-NHA NUTRITION SERVICES-CV20	B21MC060542	PI	05L	LMC	\$26,220.51
								05L	Matrix Code	\$26,220.51
2022	3	7678	6743156	No	VOICES FOR CHILDREN-23	B22MC060542	EN	05N	LMC	\$21,820.63
								05N	Matrix Code	\$21,820.63
2022	3	7677	6743156	No	SD LGBT CTR-BEHAV HLTH-23	B22MC060542	EN	05O	LMC	\$26,495.75



Office of Community Planning and Development  
U.S. Department of Housing and Urban Development  
Integrated Disbursement and Information System  
PR26 - CDBG Financial Summary Report  
Program Year 2022  
SAN DIEGO , CA

DATE: 09-22-23  
TIME: 20:19  
PAGE: 4

Plan Year	IDIS Project	IDIS Activity	Voucher Number	Activity to prevent, prepare for, and respond to Coronavirus	Activity Name	Grant Number	Fund Type	Matrix Code	National Objective	Drawn Amount
2020	9	7553	6743156	Yes	CHCDC-COVID-PROJECT NOURISH-21	B21MC060542	PI	05O	Matrix Code	\$26,495.75
2020	9	7565	6743213	Yes	CATHOLIC CHARITIES-COVID EMERGENCY FOOD-21	B20MC060542	EN	05W	LMC	\$16,448.29
								05W	LMC	\$120,822.20
								05W	Matrix Code	\$137,270.49
2020	9	7552	6743156	Yes	BAYSIDE-COVID PS SERVICES-21	B21MC060542	PI	05Z	LMC	\$3,691.22
2020	14	7649	6743213	Yes	SWCC-BUSINESS FINANCIAL FITNESS-CV20	B17MC060542	EN	05Z	LMC	\$58,796.31
2021	8	7594	6743288	No	DREAMS FOR CHANGE-SAFE PARKING-22	B18MC060542	EN	05Z	LMC	\$38,748.39
2022	3	7669	6743289	No	ACCESS YOUTH ACADEMY-23	B22MC060542	EN	05Z	LMC	\$8,333.33
2022	3	7670	6743156	No	BAYSIDE COMM CTR-SOCIAL SVCES-23	B22MC060542	EN	05Z	LMC	\$34,695.93
								05Z	Matrix Code	\$144,265.18
				No	Activity to prevent, prepare for, and respond to Coronavirus					\$564,207.07
				Yes	Activity to prevent, prepare for, and respond to Coronavirus					\$285,023.08
Total										\$849,230.15

LINE 37 DETAIL: ACTIVITIES INCLUDED IN THE COMPUTATION OF LINE 37

Plan Year	IDIS Project	IDIS Activity	Voucher Number	Activity Name	Matrix Code	National Objective	Drawn Amount
2019	1	7323	6743156	HUD ADMINISTRATION-20	21A		\$4,963.03
2021	1	7609	6744224	HUD ADMINISTRATION-22	21A		\$1,114,334.65
2021	1	7609	6778022	HUD ADMINISTRATION-22	21A		\$739,692.95
2022	1	7698	6743288	HUD ADMINISTRATION-23	21A		\$108,903.20
					21A	Matrix Code	\$1,967,893.83
Total							\$1,967,893.83



**PART I: SUMMARY OF CDBG-CV RESOURCES**

01 CDBG-CV GRANT	19,433,956.00
02 FUNDS RETURNED TO THE LINE-OF-CREDIT	0.00
03 FUNDS RETURNED TO THE LOCAL CDBG ACCOUNT	0.00
04 TOTAL CDBG-CV FUNDS AWARDED	19,433,956.00

**PART II: SUMMARY OF CDBG-CV EXPENDITURES**

05 DISBURSEMENTS OTHER THAN SECTION 108 REPAYMENTS AND PLANNING/ADMINISTRATION	11,414,831.23
06 DISBURSED IN IDIS FOR PLANNING/ADMINISTRATION	668,172.61
07 DISBURSED IN IDIS FOR SECTION 108 REPAYMENTS	0.00
08 TOTAL EXPENDITURES (SUM, LINES 05 - 07)	12,083,003.84
09 UNEXPENDED BALANCE (LINE 04 - LINE8 )	7,350,952.16

**PART III: LOWMOD BENEFIT FOR THE CDBG-CV GRANT**

10 EXPENDED FOR LOW/MOD HOUSING IN SPECIAL AREAS	0.00
11 EXPENDED FOR LOW/MOD MULTI-UNIT HOUSING	0.00
12 DISBURSED FOR OTHER LOW/MOD ACTIVITIES	11,414,831.23
13 TOTAL LOW/MOD CREDIT (SUM, LINES 10 - 12)	11,414,831.23
14 AMOUNT SUBJECT TO LOW/MOD BENEFIT (LINE 05)	11,414,831.23
15 PERCENT LOW/MOD CREDIT (LINE 13/LINE 14)	100.00%

**PART IV: PUBLIC SERVICE (PS) CALCULATIONS**

16 DISBURSED IN IDIS FOR PUBLIC SERVICES	11,414,831.23
17 CDBG-CV GRANT	19,433,956.00
18 PERCENT OF FUNDS DISBURSED FOR PS ACTIVITIES (LINE 16/LINE 17)	58.74%

**PART V: PLANNING AND ADMINISTRATION (PA) CAP**

19 DISBURSED IN IDIS FOR PLANNING/ADMINISTRATION	668,172.61
20 CDBG-CV GRANT	19,433,956.00
21 PERCENT OF FUNDS DISBURSED FOR PA ACTIVITIES (LINE 19/LINE 20)	3.44%



LINE 10 DETAIL: ACTIVITIES TO CONSIDER IN DETERMINING THE AMOUNT TO ENTER ON LINE 10

No data returned for this view. This might be because the applied filter excludes all data.

LINE 11 DETAIL: ACTIVITIES TO CONSIDER IN DETERMINING THE AMOUNT TO ENTER ON LINE 11

No data returned for this view. This might be because the applied filter excludes all data.

LINE 12 DETAIL: ACTIVITIES INCLUDED IN THE COMPUTATION OF LINE 12

Plan Year	IDIS Project	IDIS Activity	Voucher Number	Activity Name	Matrix Code	National Objective	Drawn Amount
2019	33	7516	6461894	CITY SD-PS RENTAL ASSISTANCE 2-20	05Q	LMC	\$3,600,000.00
		7554	6672263	FHCSD-COVID TIGER TEAM-CV20	05Z	LMC	\$13,413.87
			6745296	FHCSD-COVID TIGER TEAM-CV20	05Z	LMC	\$156,591.59
			6773503	FHCSD-COVID TIGER TEAM-CV20	05Z	LMC	\$174,522.98
		7555	6565194	TRAVELERS AID-COVID SENIOR SERVICES-CV20	05A	LMC	\$22,436.25
			6593190	TRAVELERS AID-COVID SENIOR SERVICES-CV20	05A	LMC	\$14,202.92
			6617582	TRAVELERS AID-COVID SENIOR SERVICES-CV20	05A	LMC	\$26,107.95
			6672262	TRAVELERS AID-COVID SENIOR SERVICES-CV20	05A	LMC	\$39,844.87
			6672263	TRAVELERS AID-COVID SENIOR SERVICES-CV20	05A	LMC	\$7,405.33
		7556	6565194	REALITY CHANGERS-COVID CARES REQUEST-CV20	05Z	LMC	\$16,026.98
			6593190	REALITY CHANGERS-COVID CARES REQUEST-CV20	05Z	LMC	\$20,628.97
			6617582	REALITY CHANGERS-COVID CARES REQUEST-CV20	05Z	LMC	\$19,981.82
			6672262	REALITY CHANGERS-COVID CARES REQUEST-CV20	05Z	LMC	\$27,420.18
			6672263	REALITY CHANGERS-COVID CARES REQUEST-CV20	05Z	LMC	\$24,222.02
			6745296	REALITY CHANGERS-COVID CARES REQUEST-CV20	05Z	LMC	\$11,720.03
		7557	6565194	BIRTHLINE SD-COVID CLAIREMONT SERVICES-CV20	05Z	LMC	\$24,524.27
			6593190	BIRTHLINE SD-COVID CLAIREMONT SERVICES-CV20	05Z	LMC	\$25,937.12
			6617582	BIRTHLINE SD-COVID CLAIREMONT SERVICES-CV20	05Z	LMC	\$15,185.85
			6672262	BIRTHLINE SD-COVID CLAIREMONT SERVICES-CV20	05Z	LMC	\$36,985.45
			6672263	BIRTHLINE SD-COVID CLAIREMONT SERVICES-CV20	05Z	LMC	\$9,803.86
		7558	6672262	SDLGBT COMM CTR-COVID EMERGENCY RESPONSE-CV20	05Z	LMC	\$13,323.46
			6672263	SDLGBT COMM CTR-COVID EMERGENCY RESPONSE-CV20	05Z	LMC	\$16,037.43
			6745296	SDLGBT COMM CTR-COVID EMERGENCY RESPONSE-CV20	05Z	LMC	\$75,061.14
			6773503	SDLGBT COMM CTR-COVID EMERGENCY RESPONSE-CV20	05Z	LMC	\$14,331.76
		7559	6593190	LHCDC-COVID CARES ACT-CV20	05Z	LMC	\$10,725.87
			6617582	LHCDC-COVID CARES ACT-CV20	05Z	LMC	\$7,638.06
			6672262	LHCDC-COVID CARES ACT-CV20	05Z	LMC	\$13,552.44
			6672263	LHCDC-COVID CARES ACT-CV20	05Z	LMC	\$17,715.26
			6745296	LHCDC-COVID CARES ACT-CV20	05Z	LMC	\$30,922.25
			6773503	LHCDC-COVID CARES ACT-CV20	05Z	LMC	\$10,093.83
		7560	6565194	UPAC-COVID NE CENTER-CV20	05Z	LMC	\$13,778.03
			6593190	UPAC-COVID NE CENTER-CV20	05Z	LMC	\$35,488.41
			6617582	UPAC-COVID NE CENTER-CV20	05Z	LMC	\$45,508.87
			6672262	UPAC-COVID NE CENTER-CV20	05Z	LMC	\$76,476.61
			6672263	UPAC-COVID NE CENTER-CV20	05Z	LMC	\$14,289.55
		7561	6617582	SERV SRS-COVID FOOD ASST-CV20	05W	LMC	\$12,995.26
			6672262	SERV SRS-COVID FOOD ASST-CV20	05W	LMC	\$62,710.33



Office of Community Planning and Development  
U.S. Department of Housing and Urban Development  
Integrated Disbursement and Information System  
PR26 - CDBG-CV Financial Summary Report  
SAN DIEGO , CA

DATE: 09-22-23  
TIME: 21:03  
PAGE: 3

Plan Year	IDIS Project	IDIS Activity	Voucher Number	Activity Name	Matrix Code	National Objective	Drawn Amount
2019	33	7561	6672263	SERV SRS-COVID FOOD ASST-CV20	05W	LMC	\$71,364.80
		7562	6565194	VOICES FOR CHILDREN-COVID CASA-CV20	05Z	LMC	\$13,795.06
			6593190	VOICES FOR CHILDREN-COVID CASA-CV20	05Z	LMC	\$23,983.29
			6617582	VOICES FOR CHILDREN-COVID CASA-CV20	05Z	LMC	\$20,144.18
			6672262	VOICES FOR CHILDREN-COVID CASA-CV20	05Z	LMC	\$25,971.72
			6672263	VOICES FOR CHILDREN-COVID CASA-CV20	05Z	LMC	\$7,925.99
			6745296	VOICES FOR CHILDREN-COVID CASA-CV20	05Z	LMC	\$7,925.99
		7563	6565194	MAMAS KITCHEN-COVID MEAL SERVICE-CV20	05W	LMC	\$47,942.90
			6593190	MAMAS KITCHEN-COVID MEAL SERVICE-CV20	05W	LMC	\$14,803.95
			6617582	MAMAS KITCHEN-COVID MEAL SERVICE-CV20	05W	LMC	\$12,374.82
			6672262	MAMAS KITCHEN-COVID MEAL SERVICE-CV20	05W	LMC	\$21,651.40
			6672263	MAMAS KITCHEN-COVID MEAL SERVICE-CV20	05W	LMC	\$3,226.93
		7564	6593190	SD CONTINUING ED-COVID DIGITAL DIVIDE-CV20	05Z	LMC	\$255.40
			6617582	SD CONTINUING ED-COVID DIGITAL DIVIDE-CV20	05Z	LMC	\$76,885.46
			6672262	SD CONTINUING ED-COVID DIGITAL DIVIDE-CV20	05Z	LMC	\$52,196.06
			6672263	SD CONTINUING ED-COVID DIGITAL DIVIDE-CV20	05Z	LMC	\$188,003.56
			6745296	SD CONTINUING ED-COVID DIGITAL DIVIDE-CV20	05Z	LMC	\$6,457.32
			6773503	SD CONTINUING ED-COVID DIGITAL DIVIDE-CV20	05Z	LMC	\$13,503.46
		7566	6672262	GRID ALT-COVID VIRTUAL SOLAR TRAINING-CV20	05Z	LMC	\$4,546.23
			6773503	GRID ALT-COVID VIRTUAL SOLAR TRAINING-CV20	05Z	LMC	\$144.25
		7568	6617582	HOME START-COVID HEALTH SERVICES-CV20	05O	LMC	\$1,524.68
			6672262	HOME START-COVID HEALTH SERVICES-CV20	05O	LMC	\$9,326.15
			6672263	HOME START-COVID HEALTH SERVICES-CV20	05O	LMC	\$10,055.27
			6745296	HOME START-COVID HEALTH SERVICES-CV20	05O	LMC	\$57,094.17
			6773503	HOME START-COVID HEALTH SERVICES-CV20	05O	LMC	\$25,575.29
		7569	6565194	DREAMS FOR CHANGE-COVID EMERGENCY FOOD-CV20	05W	LMC	\$1,794.53
			6593190	DREAMS FOR CHANGE-COVID EMERGENCY FOOD-CV20	05W	LMC	\$4,922.71
			6617582	DREAMS FOR CHANGE-COVID EMERGENCY FOOD-CV20	05W	LMC	\$5,412.14
			6672262	DREAMS FOR CHANGE-COVID EMERGENCY FOOD-CV20	05W	LMC	\$4,004.10
			6745296	DREAMS FOR CHANGE-COVID EMERGENCY FOOD-CV20	05W	LMC	\$15,264.21
			6773503	DREAMS FOR CHANGE-COVID EMERGENCY FOOD-CV20	05W	LMC	\$3,623.72
		7574	6745296	SDHC-EVICTION PROTECTION PROGRAM-CV20	05Q	LMC	\$295,591.90
			6773503	SDHC-EVICTION PROTECTION PROGRAM-CV20	05Q	LMC	\$864,117.27
		7579	6502697	CDBG-CV OPER SHLTR TO HOME-20	05Z	LMC	\$4,599,062.33
			6593190	CDBG-CV OPER SHLTR TO HOME-20	05Z	LMC	\$959.00
		7711	6773503	Jewish Family Services-Safe Parking CDBG-CV-21	03T	LMC	\$145,790.12
<b>Total</b>							<b>\$11,414,831.23</b>

LINE 16 DETAIL: ACTIVITIES INCLUDED IN THE COMPUTATION OF LINE 16

Plan Year	IDIS Project	IDIS Activity	Voucher Number	Activity Name	Matrix Code	National Objective	Drawn Amount
2019	33	7516	6461894	CITY SD-PS RENTAL ASSISTANCE 2-20	05Q	LMC	\$3,600,000.00
		7554	6672263	FHCSD-COVID TIGER TEAM-CV20	05Z	LMC	\$13,413.87
			6745296	FHCSD-COVID TIGER TEAM-CV20	05Z	LMC	\$156,591.59
			6773503	FHCSD-COVID TIGER TEAM-CV20	05Z	LMC	\$174,522.98
		7555	6565194	TRAVELERS AID-COVID SENIOR SERVICES-CV20	05A	LMC	\$22,436.25
			6593190	TRAVELERS AID-COVID SENIOR SERVICES-CV20	05A	LMC	\$14,202.92
			6617582	TRAVELERS AID-COVID SENIOR SERVICES-CV20	05A	LMC	\$26,107.95
			6672262	TRAVELERS AID-COVID SENIOR SERVICES-CV20	05A	LMC	\$39,844.87
			6672263	TRAVELERS AID-COVID SENIOR SERVICES-CV20	05A	LMC	\$7,405.33
		7556	6565194	REALITY CHANGERS-COVID CARES REQUEST-CV20	05Z	LMC	\$16,026.98
			6593190	REALITY CHANGERS-COVID CARES REQUEST-CV20	05Z	LMC	\$20,628.97
			6617582	REALITY CHANGERS-COVID CARES REQUEST-CV20	05Z	LMC	\$19,981.82
			6672262	REALITY CHANGERS-COVID CARES REQUEST-CV20	05Z	LMC	\$27,420.18
			6672263	REALITY CHANGERS-COVID CARES REQUEST-CV20	05Z	LMC	\$24,222.02
			6745296	REALITY CHANGERS-COVID CARES REQUEST-CV20	05Z	LMC	\$11,720.03
		7557	6565194	BIRTHLINE SD-COVID CLAIREMONT SERVICES-CV20	05Z	LMC	\$24,524.27
			6593190	BIRTHLINE SD-COVID CLAIREMONT SERVICES-CV20	05Z	LMC	\$25,937.12
			6617582	BIRTHLINE SD-COVID CLAIREMONT SERVICES-CV20	05Z	LMC	\$15,185.85



Office of Community Planning and Development  
U.S. Department of Housing and Urban Development  
Integrated Disbursement and Information System  
PR26 - CDBG-CV Financial Summary Report  
SAN DIEGO , CA

DATE: 09-22-23  
TIME: 21:03  
PAGE: 4

Plan Year	IDIS Project	IDIS Activity	Voucher Number	Activity Name	Matrix Code	National Objective	Drawn Amount
2019	33	7557	6672262	BIRTHLINE SD-COVID CLAIREMONT SERVICES-CV20	05Z	LMC	\$36,985.45
			6672263	BIRTHLINE SD-COVID CLAIREMONT SERVICES-CV20	05Z	LMC	\$9,803.86
		7558	6672262	SDLGBT COMM CTR-COVID EMERGENCY RESPONSE-CV20	05Z	LMC	\$13,323.46
			6672263	SDLGBT COMM CTR-COVID EMERGENCY RESPONSE-CV20	05Z	LMC	\$16,037.43
			6745296	SDLGBT COMM CTR-COVID EMERGENCY RESPONSE-CV20	05Z	LMC	\$75,061.14
			6773503	SDLGBT COMM CTR-COVID EMERGENCY RESPONSE-CV20	05Z	LMC	\$14,331.76
		7559	6593190	LHCDC-COVID CARES ACT-CV20	05Z	LMC	\$10,725.87
			6617582	LHCDC-COVID CARES ACT-CV20	05Z	LMC	\$7,638.06
			6672262	LHCDC-COVID CARES ACT-CV20	05Z	LMC	\$13,552.44
			6672263	LHCDC-COVID CARES ACT-CV20	05Z	LMC	\$17,715.26
			6745296	LHCDC-COVID CARES ACT-CV20	05Z	LMC	\$30,922.25
			6773503	LHCDC-COVID CARES ACT-CV20	05Z	LMC	\$10,093.83
		7560	6565194	UPAC-COVID NE CENTER-CV20	05Z	LMC	\$13,778.03
			6593190	UPAC-COVID NE CENTER-CV20	05Z	LMC	\$35,488.41
			6617582	UPAC-COVID NE CENTER-CV20	05Z	LMC	\$45,508.87
			6672262	UPAC-COVID NE CENTER-CV20	05Z	LMC	\$76,476.61
			6672263	UPAC-COVID NE CENTER-CV20	05Z	LMC	\$14,289.55
		7561	6617582	SERV SRS-COVID FOOD ASST-CV20	05W	LMC	\$12,995.26
			6672262	SERV SRS-COVID FOOD ASST-CV20	05W	LMC	\$62,710.33
			6672263	SERV SRS-COVID FOOD ASST-CV20	05W	LMC	\$71,364.80
		7562	6565194	VOICES FOR CHILDREN-COVID CASA-CV20	05Z	LMC	\$13,795.06
			6593190	VOICES FOR CHILDREN-COVID CASA-CV20	05Z	LMC	\$23,983.29
			6617582	VOICES FOR CHILDREN-COVID CASA-CV20	05Z	LMC	\$20,144.18
			6672262	VOICES FOR CHILDREN-COVID CASA-CV20	05Z	LMC	\$25,971.72
			6672263	VOICES FOR CHILDREN-COVID CASA-CV20	05Z	LMC	\$7,925.99
			6745296	VOICES FOR CHILDREN-COVID CASA-CV20	05Z	LMC	\$7,925.99
		7563	6565194	MAMAS KITCHEN-COVID MEAL SERVICE-CV20	05W	LMC	\$47,942.90
			6593190	MAMAS KITCHEN-COVID MEAL SERVICE-CV20	05W	LMC	\$14,803.95
			6617582	MAMAS KITCHEN-COVID MEAL SERVICE-CV20	05W	LMC	\$12,374.82
			6672262	MAMAS KITCHEN-COVID MEAL SERVICE-CV20	05W	LMC	\$21,651.40
			6672263	MAMAS KITCHEN-COVID MEAL SERVICE-CV20	05W	LMC	\$3,226.93
		7564	6593190	SD CONTINUING ED-COVID DIGITAL DIVIDE-CV20	05Z	LMC	\$255.40
			6617582	SD CONTINUING ED-COVID DIGITAL DIVIDE-CV20	05Z	LMC	\$76,885.46
			6672262	SD CONTINUING ED-COVID DIGITAL DIVIDE-CV20	05Z	LMC	\$52,196.06
			6672263	SD CONTINUING ED-COVID DIGITAL DIVIDE-CV20	05Z	LMC	\$188,003.56
			6745296	SD CONTINUING ED-COVID DIGITAL DIVIDE-CV20	05Z	LMC	\$6,457.32
			6773503	SD CONTINUING ED-COVID DIGITAL DIVIDE-CV20	05Z	LMC	\$13,503.46
		7566	6672262	GRID ALT-COVID VIRTUAL SOLAR TRAINING-CV20	05Z	LMC	\$4,546.23
			6773503	GRID ALT-COVID VIRTUAL SOLAR TRAINING-CV20	05Z	LMC	\$144.25
		7568	6617582	HOME START-COVID HEALTH SERVICES-CV20	05O	LMC	\$1,524.68
			6672262	HOME START-COVID HEALTH SERVICES-CV20	05O	LMC	\$9,326.15
			6672263	HOME START-COVID HEALTH SERVICES-CV20	05O	LMC	\$10,055.27
			6745296	HOME START-COVID HEALTH SERVICES-CV20	05O	LMC	\$57,094.17
			6773503	HOME START-COVID HEALTH SERVICES-CV20	05O	LMC	\$25,575.29
		7569	6565194	DREAMS FOR CHANGE-COVID EMERGENCY FOOD-CV20	05W	LMC	\$1,794.53
			6593190	DREAMS FOR CHANGE-COVID EMERGENCY FOOD-CV20	05W	LMC	\$4,922.71
			6617582	DREAMS FOR CHANGE-COVID EMERGENCY FOOD-CV20	05W	LMC	\$5,412.14
			6672262	DREAMS FOR CHANGE-COVID EMERGENCY FOOD-CV20	05W	LMC	\$4,004.10
			6745296	DREAMS FOR CHANGE-COVID EMERGENCY FOOD-CV20	05W	LMC	\$15,264.21
			6773503	DREAMS FOR CHANGE-COVID EMERGENCY FOOD-CV20	05W	LMC	\$3,623.72
		7574	6745296	SDHC-EVICTION PROTECTION PROGRAM-CV20	05Q	LMC	\$295,591.90
			6773503	SDHC-EVICTION PROTECTION PROGRAM-CV20	05Q	LMC	\$864,117.27
		7579	6502697	CDBG-CV OPER SHLTR TO HOME-20	05Z	LMC	\$4,599,062.33
			6593190	CDBG-CV OPER SHLTR TO HOME-20	05Z	LMC	\$959.00
		7711	6773503	Jewish Family Services-Safe Parking CDBG-CV-21	03T	LMC	\$145,790.12
<b>Total</b>							<b>\$11,414,831.23</b>

LINE 19 DETAIL: ACTIVITIES INCLUDED IN THE COMPUTATION OF LINE 19







U.S. Department of Housing and Urban Development  
Office of Community Planning and Development  
Integrated Disbursement and Information System  
CDBG Cash on Hand Quarterly Report  
Grantee: SAN DIEGO, CA

DATE: 09-22-23  
TIME: 21:06  
PAGE: 1

Report Start Date: 07/01/2022 Report End Date: 06/30/2023

SAN DIEGO, CA		
Summary for 4 Quarters		
Federal Cash (Grant Funds)		
1	Cash on hand at the beginning of the reporting period	\$0.00
2	Cash (grant funds) received through IDIS draw downs from the beginning of the reporting period through the end date of the reporting period	\$3,467,905.61
*	Amount of disbursements calculated by IDIS from the beginning of the reporting period through the end date of the reporting period	\$3,467,905.61
3	Cash (LA funds) returned to the local program account during the reporting period	\$1,638,645.49
4	Cash (grant funds) disbursed during the reporting period	\$3,467,905.61
5	Cash (LA funds) disbursed during the reporting period	\$1,638,645.49
6	Cash on Hand (sum of lines 1, 2, and 3 minus lines 4 & 5) at the end of the reporting period	\$3,277,290.98
Program Income		
7	Program income (PI funds) on hand at the beginning of the reporting period	\$2,173,764.04
8	Program income (PI funds) received during the reporting period	\$18,917,319.40
9	Program income (PI funds) returned for ineligible costs etc. during the reporting period	\$0.00
10	Program income (PI funds) disbursed during the reporting period	\$20,978,039.14
11	Program income Cash on Hand (sum of lines 7, 8, and 9 minus line 10) at the end of the reporting period	\$113,044.30
Revolving Funds		
12	Revolving funds (RL funds) cash on hand at the beginning of the reporting period	\$0.00
13	Revolving funds (RL funds) received during the reporting period	\$0.00
14	Revolving funds returned for ineligible costs etc. during the reporting period	\$0.00
15	Revolving funds (RL funds) disbursed during the reporting period	\$0.00
16	Revolving funds Cash on Hand (sum of lines 12, 13, and 14 minus line 15) at the end of the reporting	\$0.00
17	Total Cash on hand (line 6 + line 11 + line16)	\$3,390,335.28





U.S. Department of Housing and Urban Development  
Office of Community Planning and Development  
Integrated Disbursement and Information System  
CDBG Cash on Hand Quarterly Report  
Grantee: SAN DIEGO, CA

DATE: 09-22-23  
TIME: 21:06  
PAGE: 2

Report Start Date: 07/01/2022 Report End Date: 06/30/2023

SAN DIEGO, CA

Quarter Start Date: 7/1/2022

Quarter End Date: 9/30/2022

Submitted on 10/27/2022 7:59:15 PM by B69583 Angela Nazareno-Clark

Federal Cash (Grant Funds)

1	Cash on hand at the beginning of the reporting period	\$0.00
2	Cash (grant funds) received through IDIS draw downs from the beginning of the reporting period through the end date of the reporting period	\$0.00
*	Amount of disbursements calculated by IDIS from the beginning of the reporting period through the end date of the reporting period	\$0.00
3	Cash (LA funds) returned to the local program account during the reporting period	\$0.00
4	Cash (grant funds) disbursed during the reporting period	\$0.00
5	Cash (LA funds) disbursed during the reporting period	\$0.00
6	Cash on Hand (sum of lines 1, 2, and 3 minus lines 4 & 5) at the end of the reporting period	\$0.00

Program Income

7	Program income (PI funds) on hand at the beginning of the reporting period	\$2,173,764.04
8	Program income (PI funds) received during the reporting period	\$3,390,343.55
9	Program income (PI funds) returned for ineligible costs etc. during the reporting period	\$0.00
10	Program income (PI funds) disbursed during the reporting period	\$3,227,633.03
11	Program income Cash on Hand (sum of lines 7, 8, and 9 minus line 10) at the end of the reporting period	\$2,336,474.56

Revolving Funds

12	Revolving funds (RL funds) cash on hand at the beginning of the reporting period	\$0.00
13	Revolving funds (RL funds) received during the reporting period	\$0.00
14	Revolving funds returned for ineligible costs etc. during the reporting period	\$0.00
15	Revolving funds (RL funds) disbursed during the reporting period	\$0.00
16	Revolving funds Cash on Hand (sum of lines 12, 13, and 14 minus line 15) at the end of the reporting	\$0.00

17	Total Cash on hand (line 6 + line 11 + line 16)	\$2,336,474.56
----	---	----------------

18. Remarks: LINE 1 - 5: \$7,827,179.49 in expenditure has been paid out through City General Fund as of 9/30/2022. This expenditure consists of \$7,636,179.49 of CDBG and \$190,821.87 of CDBG-CV.  
LINE 8 & 10: \$3,227,633.03 in Program Income has been paid out by city General Fund and has been reimbursed.  
LINE 12 - 16: No activity this quarter.

☒ I certify to the best of my knowledge and belief that the report is true, complete, and accurate, and the expenditures, disbursements and cash receipts are for the purposes and intent set forth in the award documents. I am aware that any false, fictitious, or fraudulent information may subject me to criminal, civil, or administrative penalties. (U.S. Code, Title 18, Section 1001)



U.S. Department of Housing and Urban Development  
Office of Community Planning and Development  
Integrated Disbursement and Information System  
CDBG Cash on Hand Quarterly Report  
Grantee: SAN DIEGO, CA

DATE: 09-22-23  
TIME: 21:06  
PAGE: 3

Report Start Date: 07/01/2022 Report End Date: 06/30/2023

SAN DIEGO, CA

Quarter Start Date: 10/1/2022

Quarter End Date: 12/31/2022

Submitted on 1/27/2023 12:02:36 PM by B75951 Melina Chavez

Federal Cash (Grant Funds)

1	Cash on hand at the beginning of the reporting period	\$0.00
2	Cash (grant funds) received through IDIS draw downs from the beginning of the reporting period through the end date of the reporting period	\$0.00
*	Amount of disbursements calculated by IDIS from the beginning of the reporting period through the end date of the reporting period	\$0.00
3	Cash (LA funds) returned to the local program account during the reporting period	\$0.00
4	Cash (grant funds) disbursed during the reporting period	\$0.00
5	Cash (LA funds) disbursed during the reporting period	\$0.00
6	Cash on Hand (sum of lines 1, 2, and 3 minus lines 4 & 5) at the end of the reporting period	\$0.00

Program Income

7	Program income (PI funds) on hand at the beginning of the reporting period	\$2,336,474.56
8	Program income (PI funds) received during the reporting period	\$8,553.13
9	Program income (PI funds) returned for ineligible costs etc. during the reporting period	\$0.00
10	Program income (PI funds) disbursed during the reporting period	\$0.00
11	Program income Cash on Hand (sum of lines 7, 8, and 9 minus line 10) at the end of the reporting period	\$2,345,027.69

Revolving Funds

12	Revolving funds (RL funds) cash on hand at the beginning of the reporting period	\$0.00
13	Revolving funds (RL funds) received during the reporting period	\$0.00
14	Revolving funds returned for ineligible costs etc. during the reporting period	\$0.00
15	Revolving funds (RL funds) disbursed during the reporting period	\$0.00
16	Revolving funds Cash on Hand (sum of lines 12, 13, and 14 minus line 15) at the end of the reporting	\$0.00

17	Total Cash on hand (line 6 + line 11 + line 16)	\$2,345,027.69
----	---	----------------

18. Remarks: Lines 1-5: \$10,307,296.23 in expenditure has been paid out through City General Fund as of 12/31/2022. This expenditure consists of \$9,677,511.33 of CDBG and \$629,784.90 of CDBG-CV.

Lines 7-10: No Program Income has been paid out or reimbursed this reporting quarter.

Lines 12-16: No activity this quarter.

☒ I certify to the best of my knowledge and belief that the report is true, complete, and accurate, and the expenditures, disbursements and cash receipts are for the purposes and intent set forth in the award documents. I am aware that any false, fictitious, or fraudulent information may subject me to criminal, civil, or administrative penalties. (U.S. Code, Title 18, Section 1001)



U.S. Department of Housing and Urban Development  
Office of Community Planning and Development  
Integrated Disbursement and Information System  
CDBG Cash on Hand Quarterly Report  
Grantee: SAN DIEGO, CA

DATE: 09-22-23  
TIME: 21:06  
PAGE: 4

Report Start Date: 07/01/2022 Report End Date: 06/30/2023

SAN DIEGO, CA

Quarter Start Date: 1/1/2023

Quarter End Date: 3/31/2023

Submitted on 4/27/2023 8:01:21 PM by B79071 Tamika Singleton

Federal Cash (Grant Funds)

1	Cash on hand at the beginning of the reporting period	\$0.00
2	Cash (grant funds) received through IDIS draw downs from the beginning of the reporting period through the end date of the reporting period	\$0.00
*	Amount of disbursements calculated by IDIS from the beginning of the reporting period through the end date of the reporting period	\$3,467,905.61
3	Cash (LA funds) returned to the local program account during the reporting period	\$0.00
4	Cash (grant funds) disbursed during the reporting period	\$0.00
5	Cash (LA funds) disbursed during the reporting period	\$0.00
6	Cash on Hand (sum of lines 1, 2, and 3 minus lines 4 & 5) at the end of the reporting period	\$0.00

Program Income

7	Program income (PI funds) on hand at the beginning of the reporting period	\$2,345,027.69
8	Program income (PI funds) received during the reporting period	\$166,203.64
9	Program income (PI funds) returned for ineligible costs etc. during the reporting period	\$0.00
10	Program income (PI funds) disbursed during the reporting period	\$1,112,714.64
11	Program income Cash on Hand (sum of lines 7, 8, and 9 minus line 10) at the end of the reporting period	\$1,398,516.69

Revolving Funds

12	Revolving funds (RL funds) cash on hand at the beginning of the reporting period	\$0.00
13	Revolving funds (RL funds) received during the reporting period	\$0.00
14	Revolving funds returned for ineligible costs etc. during the reporting period	\$0.00
15	Revolving funds (RL funds) disbursed during the reporting period	\$0.00
16	Revolving funds Cash on Hand (sum of lines 12, 13, and 14 minus line 15) at the end of the reporting	\$0.00

17	Total Cash on hand (line 6 + line 11 + line 16)	\$1,398,516.69
----	---	----------------

18. Remarks: Line 1 through 5 (City of San Diego draws down entitlement funds on a reimbursement basis. No advances): \$13,640,887.89 in expenditure has been paid out through City General Fund as of 3/31/2023. This expenditure consists of \$12,255,163.43 of CDBG and \$1,385,724.96 of CDBG-CV. Of the total expenditures, \$11,217,600.40 has been drawn and is pending reimbursement.

☒ I certify to the best of my knowledge and belief that the report is true, complete, and accurate, and the expenditures, disbursements and cash receipts are for the purposes and intent set forth in the award documents. I am aware that any false, fictitious, or fraudulent information may subject me to criminal, civil, or administrative penalties. (U.S. Code, Title 18, Section 1001)



U.S. Department of Housing and Urban Development  
Office of Community Planning and Development  
Integrated Disbursement and Information System  
CDBG Cash on Hand Quarterly Report  
Grantee: SAN DIEGO, CA

DATE: 09-22-23  
TIME: 21:06  
PAGE: 5

Report Start Date: 07/01/2022 Report End Date: 06/30/2023

SAN DIEGO, CA

Quarter Start Date: 4/1/2023

Quarter End Date: 6/30/2023

Submitted on 4/27/2023 8:01:21 PM by B79071 Tamika Singleton

Federal Cash (Grant Funds)

1	Cash on hand at the beginning of the reporting period	\$0.00
2	Cash (grant funds) received through IDIS draw downs from the beginning of the reporting period through the end date of the reporting period	\$3,467,905.61
*	Amount of disbursements calculated by IDIS from the beginning of the reporting period through the end date of the reporting period	\$0.00
3	Cash (LA funds) returned to the local program account during the reporting period	\$1,638,645.49
4	Cash (grant funds) disbursed during the reporting period	\$3,467,905.61
5	Cash (LA funds) disbursed during the reporting period	\$1,638,645.49
6	Cash on Hand (sum of lines 1, 2, and 3 minus lines 4 & 5) at the end of the reporting period	\$0.00

Program Income

7	Program income (PI funds) on hand at the beginning of the reporting period	\$1,398,516.69
8	Program income (PI funds) received during the reporting period	\$15,352,219.08
9	Program income (PI funds) returned for ineligible costs etc. during the reporting period	\$0.00
10	Program income (PI funds) disbursed during the reporting period	\$16,637,691.47
11	Program income Cash on Hand (sum of lines 7, 8, and 9 minus line 10) at the end of the reporting period	\$113,044.30

Revolving Funds

12	Revolving funds (RL funds) cash on hand at the beginning of the reporting period	\$0.00
13	Revolving funds (RL funds) received during the reporting period	\$0.00
14	Revolving funds returned for ineligible costs etc. during the reporting period	\$0.00
15	Revolving funds (RL funds) disbursed during the reporting period	\$0.00
16	Revolving funds Cash on Hand (sum of lines 12, 13, and 14 minus line 15) at the end of the reporting	\$0.00

17	Total Cash on hand (line 6 + line 11 + line 16)	\$113,044.30
----	---	--------------

18. Remarks: Item 1 remark: \$14,101,022.33 in expenditure has been paid out through City General Fund as of 6/30/2023. This expenditure consists of \$14,078,629.46 of CDBG and \$22,392.87 of CDBG-CV. Of the total expenditures, \$7,039,522.20 has been drawn and is pending reimbursement.

Item 3 & 5 remark: \$1,638,645.19 in LA funds returned from cancelled project. IDIS#7724 and disbursed against IDIS# 7719

☒ I certify to the best of my knowledge and belief that the report is true, complete, and accurate, and the expenditures, disbursements and cash receipts are for the purposes and intent set forth in the award documents. I am aware that any false, fictitious, or fraudulent information may subject me to criminal, civil, or administrative penalties. (U.S. Code, Title 18, Section 1001)



U.S. Department of Housing and Urban Development  
Office of Community Planning and Development  
Integrated Disbursement and Information System  
CDBG-CV Cash on Hand Quarterly Report  
Grantee: SAN DIEGO, CA

DATE: 09-22-23  
TIME: 21:08  
PAGE: 1

Report Start Date: 07/01/2022 Report End Date: 06/30/2023

SAN DIEGO, CA		
Summary for 4 Quarters		
Federal Cash (CDBG-CV Grant Funds)		
1	Cash on hand (CDBG-CV funds) at the beginning of the reporting period	\$0.00
2	Cash (CDBG-CV funds) received through IDIS draw downs from the beginning of the reporting period through the end date of the reporting period	\$2,873,989.81
*	Amount of disbursements (CDBG-CV funds) calculated by IDIS from the beginning of the reporting period through the end date of the reporting period	\$2,873,989.81
3	Cash (CDBG-CV LA funds) returned to the local program account during the reporting period	\$0.00
4	Cash (CDBG-CV funds) disbursed during the reporting period	\$2,873,989.81
5	Cash (CDBG-CV LA funds) disbursed during the reporting period	\$0.00
6	Total Cash on Hand (CDBG-CV funds) (sum of lines 1, 2, and 3 minus lines 4 & 5) at the end of the reporting period	\$0.00



U.S. Department of Housing and Urban Development  
Office of Community Planning and Development  
Integrated Disbursement and Information System  
CDBG-CV Cash on Hand Quarterly Report  
Grantee: SAN DIEGO, CA

DATE: 09-22-23  
TIME: 21:08  
PAGE: 2

Report Start Date: 07/01/2022 Report End Date: 06/30/2023

SAN DIEGO, CA

Quarter Start Date: 7/1/2022

Quarter End Date: 9/30/2022

Submitted on 10/27/2022 7:59:15 PM by B69583 Angela Nazareno-Clark

Federal Cash (CDBG-CV Grant Funds)

1	Cash on hand (CDBG-CV funds) at the beginning of the reporting period	\$0.00
2	Cash (CDBG-CV funds) received through IDIS draw downs from the beginning of the reporting period through the end date of the reporting period	\$837,831.49
*	Amount of disbursements (CDBG-CV funds) calculated by IDIS from the beginning of the reporting period through the end date of the reporting period	\$837,831.49
3	Cash (CDBG-CV LA funds) returned to the local program account during the reporting period	\$0.00
4	Cash (CDBG-CV funds) disbursed during the reporting period	\$837,831.49
5	Cash (CDBG-CV LA funds) disbursed during the reporting period	\$0.00
6	Total Cash on Hand (CDBG-CV funds) (sum of lines 1, 2, and 3 minus lines 4 & 5) at the end of the reporting period	\$0.00

18. Remarks: LINE 1 - 5: \$7,827,179.49 in expenditure has been paid out through City General Fund as of 9/30/2022. This expenditure consists of \$7,636,179.49 of CDBG and \$190,821.87 of CDBG-CV.

LINE 8 & 10: \$3,227,633.03 in Program Income has been paid out by city General Fund and has been reimbursed.

LINE 12 - 16: No activity this quarter.

☒

I certify to the best of my knowledge and belief that the report is true, complete, and accurate, and the expenditures, disbursements and cash receipts are for the purposes and intent set forth in the award documents. I am aware that any false, fictitious, or fraudulent information may subject me to criminal, civil, or administrative penalties. (U.S. Code, Title 18, Section 1001)



U.S. Department of Housing and Urban Development  
Office of Community Planning and Development  
Integrated Disbursement and Information System  
CDBG-CV Cash on Hand Quarterly Report  
Grantee: SAN DIEGO, CA

DATE: 09-22-23  
TIME: 21:08  
PAGE: 3

Report Start Date: 07/01/2022 Report End Date: 06/30/2023

SAN DIEGO, CA

Quarter Start Date: 10/1/2022

Quarter End Date: 12/31/2022

Submitted on 1/27/2023 12:02:36 PM by B75951 Melina Chavez

Federal Cash (CDBG-CV Grant Funds)

1	Cash on hand (CDBG-CV funds) at the beginning of the reporting period	\$0.00
2	Cash (CDBG-CV funds) received through IDIS draw downs from the beginning of the reporting period through the end date of the reporting period	\$0.00
*	Amount of disbursements (CDBG-CV funds) calculated by IDIS from the beginning of the reporting period through the end date of the reporting period	\$0.00
3	Cash (CDBG-CV LA funds) returned to the local program account during the reporting period	\$0.00
4	Cash (CDBG-CV funds) disbursed during the reporting period	\$0.00
5	Cash (CDBG-CV LA funds) disbursed during the reporting period	\$0.00
6	Total Cash on Hand (CDBG-CV funds) (sum of lines 1, 2, and 3 minus lines 4 & 5) at the end of the reporting period	\$0.00

18. Remarks: Lines 1-5: \$10,307,296.23 in expenditure has been paid out through City General Fund as of 12/31/2022. This expenditure consists of \$9,677,511.33 of CDBG and \$629,784.90 of CDBG-CV.

Lines 7-10: No Program Income has been paid out or reimbursed this reporting quarter.

Lines 12-16: No activity this quarter.

☒

I certify to the best of my knowledge and belief that the report is true, complete, and accurate, and the expenditures, disbursements and cash receipts are for the purposes and intent set forth in the award documents. I am aware that any false, fictitious, or fraudulent information may subject me to criminal, civil, or administrative penalties. (U.S. Code, Title 18, Section 1001)



U.S. Department of Housing and Urban Development  
Office of Community Planning and Development  
Integrated Disbursement and Information System  
CDBG-CV Cash on Hand Quarterly Report  
Grantee: SAN DIEGO, CA

DATE: 09-22-23  
TIME: 21:08  
PAGE: 4

Report Start Date: 07/01/2022 Report End Date: 06/30/2023

SAN DIEGO, CA

Quarter Start Date: 1/1/2023

Quarter End Date: 3/31/2023

Submitted on 4/27/2023 8:01:21 PM by B79071 Tamika Singleton

Federal Cash (CDBG-CV Grant Funds)

1	Cash on hand (CDBG-CV funds) at the beginning of the reporting period	\$0.00
2	Cash (CDBG-CV funds) received through IDIS draw downs from the beginning of the reporting period through the end date of the reporting period	\$0.00
*	Amount of disbursements (CDBG-CV funds) calculated by IDIS from the beginning of the reporting period through the end date of the reporting period	\$710,172.59
3	Cash (CDBG-CV LA funds) returned to the local program account during the reporting period	\$0.00
4	Cash (CDBG-CV funds) disbursed during the reporting period	\$0.00
5	Cash (CDBG-CV LA funds) disbursed during the reporting period	\$0.00
6	Total Cash on Hand (CDBG-CV funds) (sum of lines 1, 2, and 3 minus lines 4 & 5) at the end of the reporting period	\$0.00

18. Remarks: Line 1 through 5 (City of San Diego draws down entitlement funds on a reimbursement basis. No advances): \$13,640,887.89 in expenditure has been paid out through City General Fund as of 3/31/2023. This expenditure consists of \$12,255,163.43 of CDBG and \$1,385,724.96 of CDBG-CV. Of the total expenditures, \$11,217,600.40 has been drawn and is pending reimbursement.

☒

I certify to the best of my knowledge and belief that the report is true, complete, and accurate, and the expenditures, disbursements and cash receipts are for the purposes and intent set forth in the award documents. I am aware that any false, fictitious, or fraudulent information may subject me to criminal, civil, or administrative penalties. (U.S. Code, Title 18, Section 1001)





U.S. Department of Housing and Urban Development  
Office of Community Planning and Development  
Integrated Disbursement and Information System  
CDBG-CV Cash on Hand Quarterly Report  
Grantee: SAN DIEGO, CA

DATE: 09-22-23  
TIME: 21:08  
PAGE: 5

Report Start Date: 07/01/2022 Report End Date: 06/30/2023

SAN DIEGO, CA

Quarter Start Date: 4/1/2023

Quarter End Date: 6/30/2023

Submitted on 4/27/2023 8:01:21 PM by B79071 Tamika Singleton

Federal Cash (CDBG-CV Grant Funds)

1	Cash on hand (CDBG-CV funds) at the beginning of the reporting period	\$0.00
2	Cash (CDBG-CV funds) received through IDIS draw downs from the beginning of the reporting period through the end date of the reporting period	\$2,036,158.32
*	Amount of disbursements (CDBG-CV funds) calculated by IDIS from the beginning of the reporting period through the end date of the reporting period	\$1,325,985.73
3	Cash (CDBG-CV LA funds) returned to the local program account during the reporting period	\$0.00
4	Cash (CDBG-CV funds) disbursed during the reporting period	\$2,036,158.32
5	Cash (CDBG-CV LA funds) disbursed during the reporting period	\$0.00
6	Total Cash on Hand (CDBG-CV funds) (sum of lines 1, 2, and 3 minus lines 4 & 5) at the end of the reporting period	\$0.00

18. Remarks: Item 1 remark: \$14,101,022.33 in expenditure has been paid out through City General Fund as of 6/30/2023. This expenditure consists of \$14,078,629.46 of CDBG and \$22,392.87 of CDBG-CV. Of the total expenditures, \$7,039,522.20 has been drawn and is pending reimbursement.

Item 3 & 5 remark: \$1,638,645.19 in LA funds returned from cancelled project. IDIS#7724 and disbursed against IDIS# 7719



I certify to the best of my knowledge and belief that the report is true, complete, and accurate, and the expenditures, disbursements and cash receipts are for the purposes and intent set forth in the award documents. I am aware that any false, fictitious, or fraudulent information may subject me to criminal, civil, or administrative penalties. (U.S. Code, Title 18, Section 1001)



U.S. Department of Housing and Urban Development  
Office of Community Planning and Development  
Integrated Disbursement and Information System  
PR91 - ESG Financial Summary

DATE: 09-22-23  
TIME: 21:10  
PAGE: 1

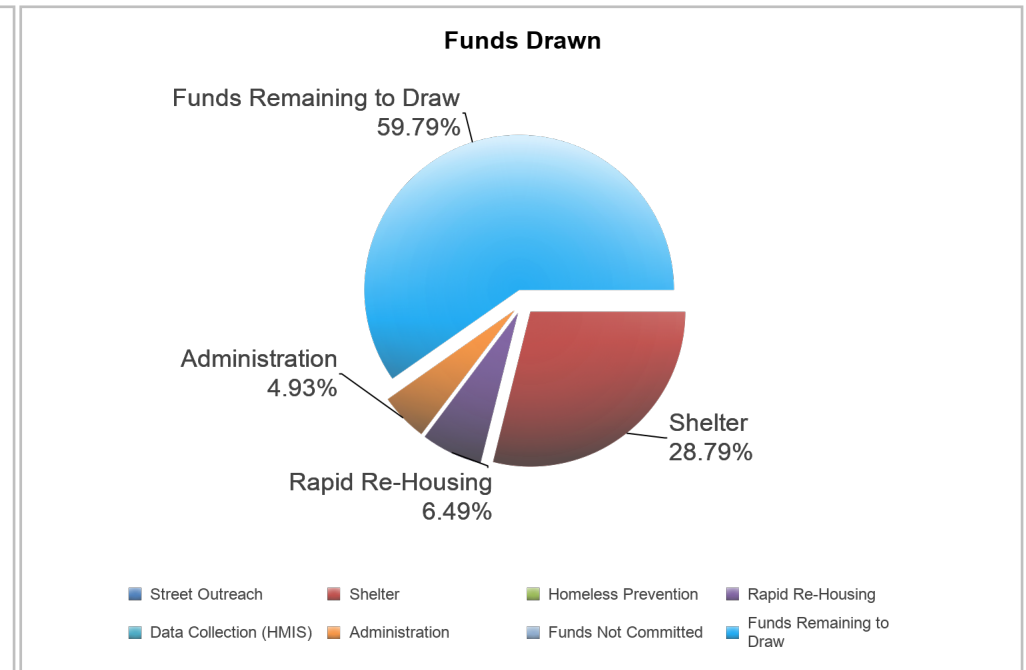
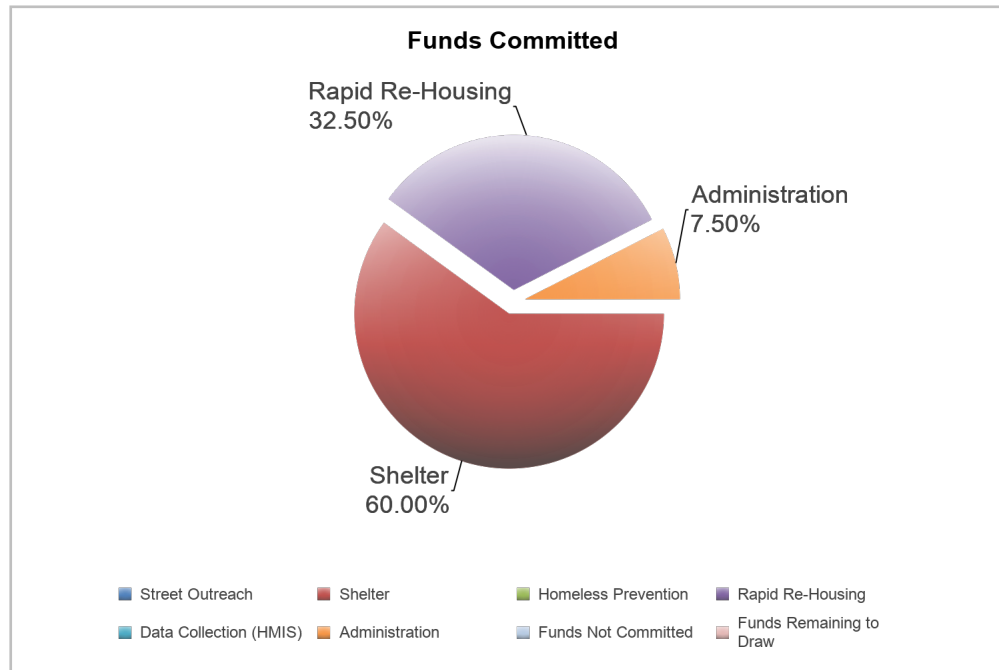
SAN DIEGO, CA  
2022

### ESG Program Level Summary

Grant Number	Total Grant Amount	Total Funds Committed	Total Funds Available to Commit	% of Grant Funds Not Committed	Grant Funds Drawn	% of Grant Funds Drawn	Available to Draw	% Remaining to Draw
E22MC060542	\$1,048,961.00	\$1,048,961.00	\$0.00	0.00%	\$421,796.77	40.21%	\$627,164.23	59.79%

### ESG Program Components

Activity Type	Total Committed to Activities	% of Grant Committed	Drawn Amount	% of Grant Drawn
Street Outreach	\$0.00	0.00%	\$0.00	0.00%
Shelter	\$629,376.60	60.00%	\$301,989.90	28.79%
Homeless Prevention	\$0.00	0.00%	\$0.00	0.00%
Rapid Re-Housing	\$340,912.32	32.50%	\$68,049.66	6.49%
Data Collection (HMIS)	\$0.00	0.00%	\$0.00	0.00%
Administration	\$78,672.08	7.50%	\$51,757.21	4.93%
Funds Not Committed	\$0.00	0.00%	\$0.00	0.00%
Funds Remaining to Draw	\$0.00	0.00%	\$627,164.23	59.79%
<b>Total</b>	<b>\$1,048,961.00</b>	<b>100.00%</b>	<b>\$1,048,961.00</b>	<b>100.00%</b>





U.S. Department of Housing and Urban Development  
Office of Community Planning and Development  
Integrated Disbursement and Information System  
PR91 - ESG Financial Summary

DATE: 09-22-23  
TIME: 21:10  
PAGE: 2

SAN DIEGO, CA  
2022

## 24-Month Grant Expenditure Deadline

All of the recipient's grant must be expended for eligible activity costs within 24 months after the date HUD signs the grant agreement with the recipient. Expenditure means either an actual cash disbursement for a direct charge for a good or service or an indirect cost or the accrual of a direct charge for a good or service or an indirect cost. This report uses draws in IDIS to measure expenditures. HUD allocated Fiscal Year 2011 ESG funds in two allocations. For FY2011, this Obligation Date is the date of the first allocation. This report does not list the Obligation Date, does not calculate the Expenditure Deadline, and does not track the Days Remaining for the FY 2011 second allocation.

**Grant Amount:** \$1,048,961.00

Grant Number	Draws to Date	HUD Obligation Date	Expenditure Deadline	Days Remaining to Meet Requirement Date	Expenditures Required
E22MC060542	\$421,796.77	09/16/2022	09/16/2024	360	\$627,164.23

## 60% Cap on Emergency Shelter and Street Outreach

The cap refers to the total amount of the recipient's fiscal year grant, allowed for emergency shelter and street outreach activities, is capped at 60 percent. This amount cannot exceed the greater of: (1) 60% of the overall grant for the year; or, (2) the amount of Fiscal Year 2010 ESG funds committed for homeless assistance activities. (Note: the HESG-CV grants are currently exempt from the 60% funding cap restrictions.)

Amount Committed to Shelter	Amount Committed to Street Outreach	Total Amount Committed to Shelter and Street Outreach	% Committed to Shelter and Street Outreach	2010 Funds Committed to Homeless Assistance Activities	Total Drawn for Shelter and Street Outreach	% Drawn for Shelter and Street Outreach
\$629,376.60	\$0.00	\$629,376.60	60.00%	\$660,147.00	\$301,989.90	28.79%



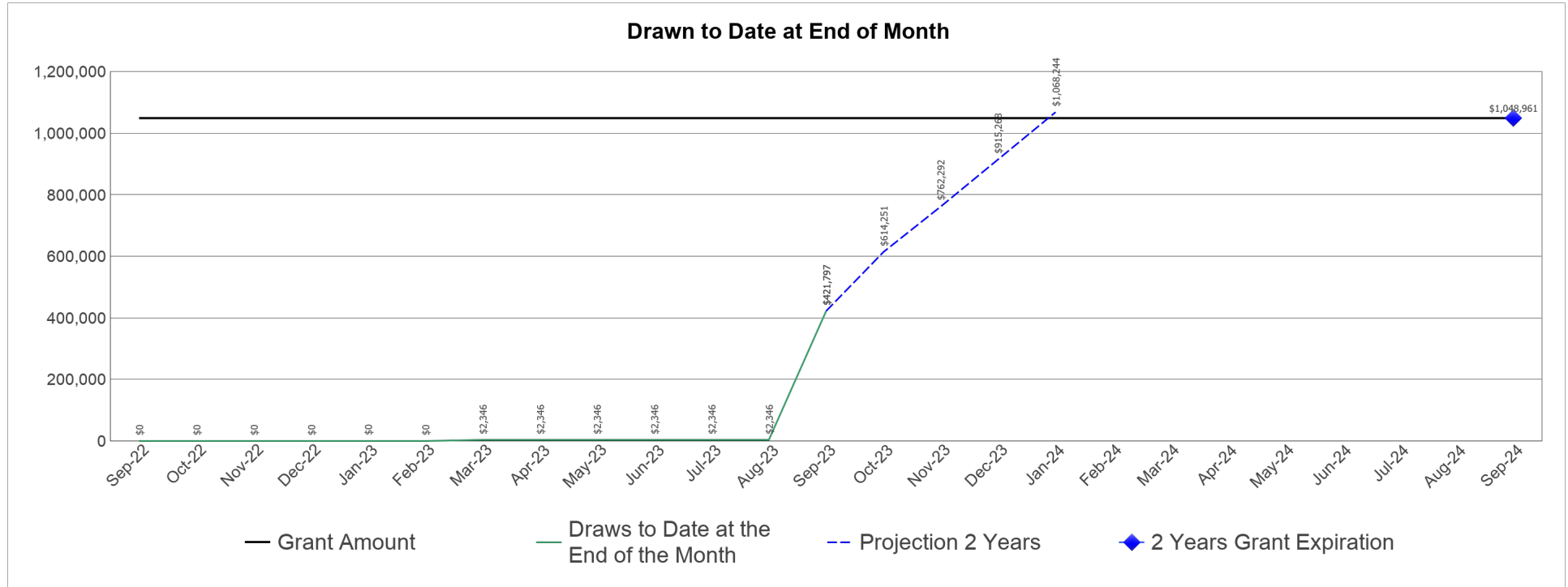
U.S. Department of Housing and Urban Development  
Office of Community Planning and Development  
Integrated Disbursement and Information System  
PR91 - ESG Financial Summary

DATE: 09-22-23  
TIME: 21:10  
PAGE: 3

SAN DIEGO, CA  
2022

**ESG Draws By Month (at the total grant level):**

Grant Amount: 1,048,961.00



**ESG Draws By Quarter (at the total grant level):**

Quarter End Date	Draws for the Quarter	Draws to Date at the End of the Quarter	% Drawn for the Quarter	% Drawn to Date at End of Quarter
09/30/2022	\$0.00	\$0.00	0.00%	0.00%
12/31/2022	\$0.00	\$0.00	0.00%	0.00%
03/31/2023	\$2,346.28	\$2,346.28	0.22%	0.22%
06/30/2023	\$0.00	\$2,346.28	0.00%	0.22%
09/30/2023	\$419,450.49	\$421,796.77	39.99%	40.21%



U.S. Department of Housing and Urban Development  
Office of Community Planning and Development  
Integrated Disbursement and Information System  
PR91 - ESG Financial Summary

DATE: 09-22-23  
TIME: 21:10  
PAGE: 4

SAN DIEGO, CA  
2022

**ESG Subrecipient Commitments and Draws by Activity Category :**

Subecipient	Activity Type	Committed	Drawn
SAN DIEGO	Shelter	\$629,376.60	\$301,989.90
	Rapid Re-Housing	\$340,912.32	\$68,049.66
	Administration	\$78,672.08	\$51,757.21
	Total	\$1,048,961.00	\$421,796.77
	Total Remaining to be Drawn	\$0.00	\$627,164.23
	Percentage Remaining to be Drawn	\$0.00	59.79%



U.S. Department of Housing and Urban Development  
Office of Community Planning and Development  
Integrated Disbursement and Information System  
PR91 - ESG Financial Summary

DATE: 09-22-23  
TIME: 21:10  
PAGE: 5

SAN DIEGO, CA  
2022

**ESG Subrecipients by Activity Category**

Activity Type	Subrecipient
Shelter	SAN DIEGO
Rapid Re-Housing	SAN DIEGO
Administration	SAN DIEGO



U.S. Department of Housing and Urban Development  
Office of Community Planning and Development  
Integrated Disbursement and Information System  
PR91 - ESG-CV Financial Summary  
SAN DIEGO, CA  
2020

DATE: 09-22-23  
TIME: 21:13  
PAGE: 1

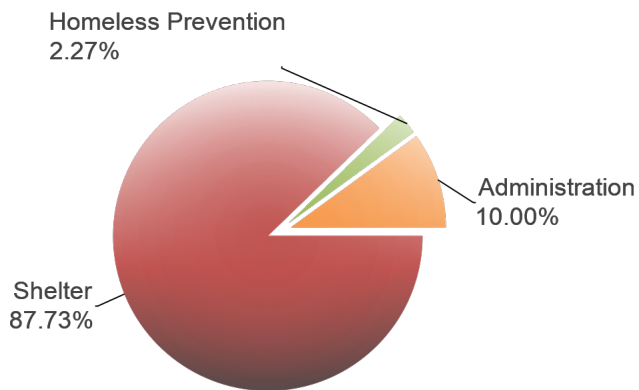
### ESG-CV Program Level Summary

Grant Number	Total Grant Amount	Total Funds Committed	Total Funds Available to Commit	% of Grant Funds Not Committed	Grant Funds Drawn	% of Grant Funds Drawn	Available to Draw	% Remaining to Draw
E20MW060542	\$26,394,450.00	\$26,394,450.00	\$0.00	0.00%	\$25,822,857.79	97.83%	\$571,592.21	2.17%

### ESG-CV Program Components

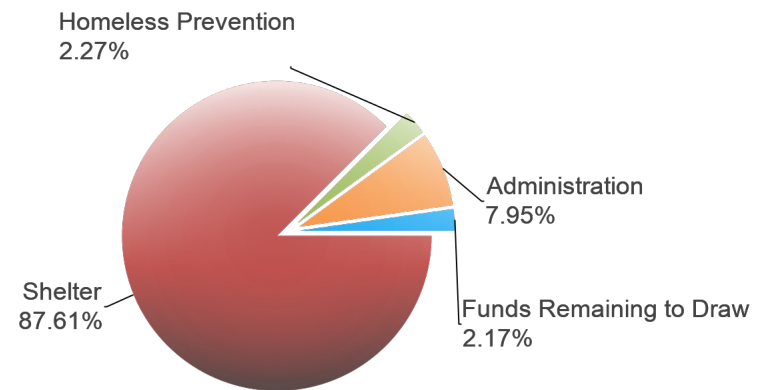
Activity Type	Total Committed to Activities	% of Grant Committed	Drawn Amount	% of Grant Drawn
Street Outreach	\$0.00	0.00%	\$0.00	0.00%
Shelter	\$23,155,006.00	87.73%	\$23,125,005.00	87.61%
Homeless Prevention	\$600,000.00	2.27%	\$600,000.00	2.27%
Rapid Re-Housing	\$0.00	0.00%	\$0.00	0.00%
Data Collection (HMIS)	\$0.00	0.00%	\$0.00	0.00%
Administration	\$2,639,444.00	10.00%	\$2,097,852.79	7.95%
Funds Not Committed	\$0.00	0.00%	\$0.00	0.00%
Funds Remaining to Draw	\$0.00	0.00%	\$571,592.21	2.17%
<b>Total</b>	<b>\$26,394,450.00</b>	<b>100.00%</b>	<b>\$26,394,450.00</b>	<b>100.00%</b>

Funds Committed



Street Outreach Shelter Homeless Prevention Rapid Re-Housing  
Data Collection (HMIS) Administration Funds Not Committed Funds Remaining to Draw

Funds Drawn



Street Outreach Shelter Homeless Prevention Rapid Re-Housing  
Data Collection (HMIS) Administration Funds Not Committed Funds Remaining to Draw



U.S. Department of Housing and Urban Development  
Office of Community Planning and Development  
Integrated Disbursement and Information System  
PR91 - ESG-CV Financial Summary  
SAN DIEGO, CA  
2020

DATE: 09-22-23  
TIME: 21:13  
PAGE: 2

## 24-Month Grant Expenditure Deadline

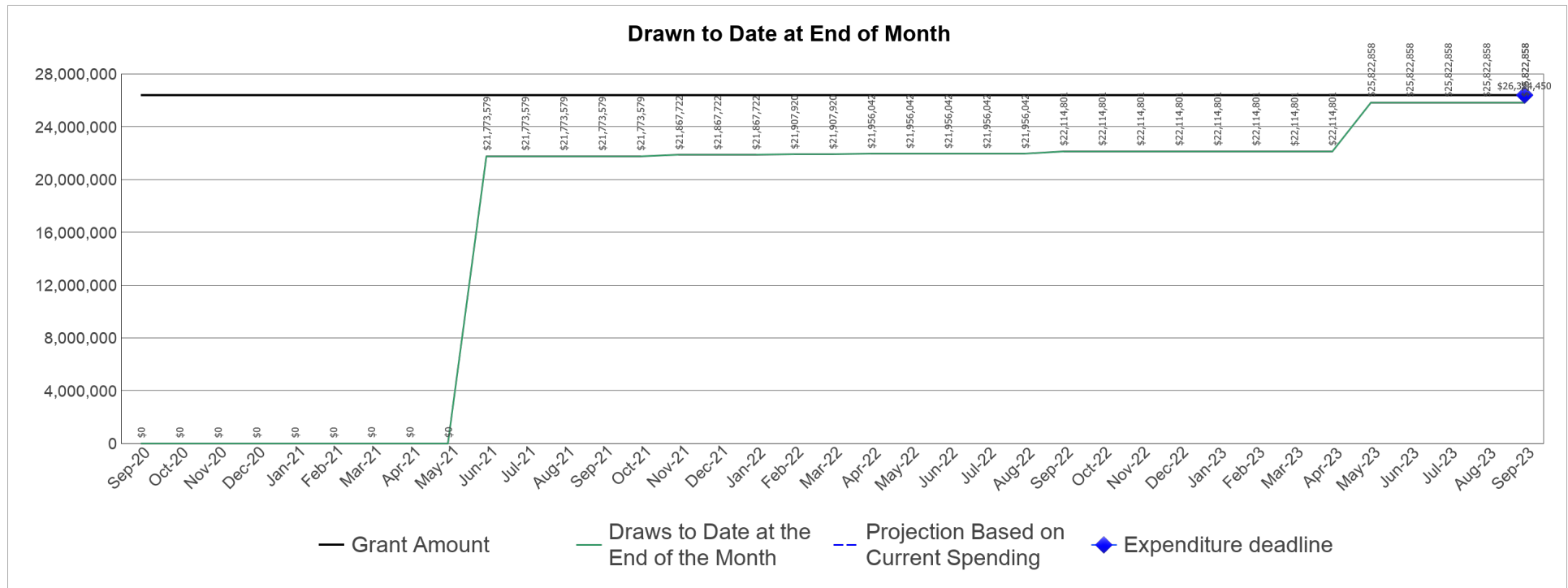
All of the recipient's grant must be expended for eligible activity costs within 24 months after the date HUD signs the grant agreement with the recipient. Expenditure means either an actual cash disbursement for a direct charge for a good or service or an indirect cost or the accrual of a direct charge for a good or service or an indirect cost. This report uses draws in IDIS to measure expenditures. HUD allocated Fiscal Year 2011 ESG funds in two allocations. For FY2011, this Obligation Date is the date of the first allocation. This report does not list the Obligation Date, does not calculate the Expenditure Deadline, and does not track the Days Remaining for the FY 2011 second allocation.

Grant Amount: \$26,394,450.00

Grant Number	Draws to Date	HUD Obligation Date	Expenditure Deadline	Days Remaining to Meet Requirement Date	Expenditures Required
E20MW060542	\$25,822,857.79	09/22/2020	09/30/2023	8	\$571,592.21

## ESG Draws By Month (at the total grant level):

Grant Amount: 26,394,450.00



## ESG-CV Draws By Quarter (at the total grant level):

Quarter End Date	Draws for the Quarter	Draws to Date at the End of the Quarter	% Drawn for the Quarter	% Drawn to Date at End of Quarter
09/30/2020	\$0.00	\$0.00	0.00%	0.00%
12/31/2020	\$0.00	\$0.00	0.00%	0.00%
03/31/2021	\$0.00	\$0.00	0.00%	0.00%





U.S. Department of Housing and Urban Development  
Office of Community Planning and Development  
Integrated Disbursement and Information System  
PR91 - ESG-CV Financial Summary  
SAN DIEGO, CA  
2020

DATE: 09-22-23  
TIME: 21:13  
PAGE: 3

Quarter End Date	Draws for the Quarter	Draws to Date at the End of the Quarter	% Drawn for the Quarter	% Drawn to Date at End of Quarter
06/30/2021	\$21,773,579.41	\$21,773,579.41	82.49%	82.49%
09/30/2021	\$0.00	\$21,773,579.41	0.00%	82.49%
12/31/2021	\$94,142.79	\$21,867,722.20	0.36%	82.85%
03/31/2022	\$40,197.85	\$21,907,920.05	0.15%	83.00%
06/30/2022	\$48,122.14	\$21,956,042.19	0.18%	83.18%
09/30/2022	\$158,758.67	\$22,114,800.86	0.60%	83.79%
12/31/2022	\$0.00	\$22,114,800.86	0.00%	83.79%
03/31/2023	\$0.00	\$22,114,800.86	0.00%	83.79%
06/30/2023	\$3,708,056.93	\$25,822,857.79	14.05%	97.83%
09/30/2023	\$0.00	\$25,822,857.79	0.00%	97.83%



U.S. Department of Housing and Urban Development  
Office of Community Planning and Development  
Integrated Disbursement and Information System  
PR91 - ESG-CV Financial Summary  
SAN DIEGO, CA  
2020

ESG-CV Subrecipient Commitments and Draws by Activity Category :

Subecipient	Activity Type	Committed	Drawn
SAN DIEGO	Shelter	\$23,155,006.00	\$23,125,005.00
	Homeless Prevention	\$600,000.00	\$600,000.00
	Administration	\$2,639,444.00	\$2,097,852.79
	Total	\$26,394,450.00	\$25,822,857.79
	Total Remaining to be Drawn	\$0.00	\$571,592.21
	Percentage Remaining to be Drawn	\$0.00	2.17%



U.S. Department of Housing and Urban Development  
Office of Community Planning and Development  
Integrated Disbursement and Information System  
PR91 - ESG-CV Financial Summary  
SAN DIEGO, CA  
2020

DATE: 09-22-23  
TIME: 21:13  
PAGE: 5

ESG-CV Subrecipients by Activity Category

Activity Type	Subrecipient
Shelter	SAN DIEGO
Homeless Prevention	SAN DIEGO
Administration	SAN DIEGO