

Jennifer Jones

Nature Exploration Area at Gershwin Neighborhood Park





Non-compliant on street ADA parking space. Alex Warner confirmed NEA can be implemented before improving. Submit request to Streets for future improvement.

Alex Warner confirmed accessible DG 'nature path' to NEA is acceptable ADA access

Over 100sqft of walkway not ADA compliant (repairs too extensive to be completed 'in-house').

Jennifer Jones identified this space for Nature Exploration Area

Gershwin Park

Google Earth

© 2013 Google
© 2013 INEGI

100 ft

GERSHWIN NP SITE PHOTOS



View from playground to NEA



View from turf to NEA



View from turf to NEA & playground



View from Conrad Ave

CONRAD AVE

GERSHWIN NP

NEA Diagrammatic Concept Plan

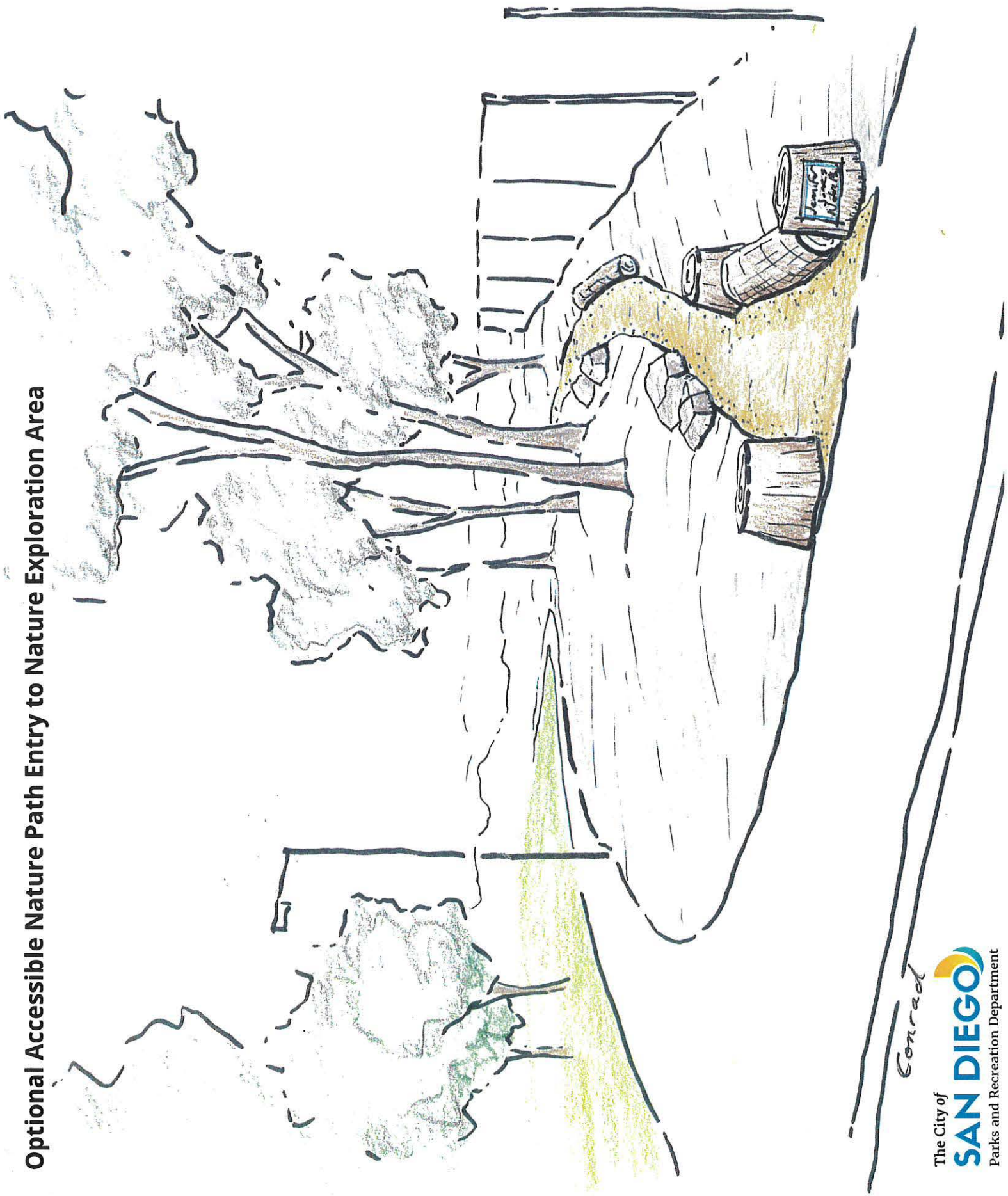
DG
NATURE
PATH

TURF AREA

EX PLAYGROUND

NATURE
EXPLORATION
AREA

Optional Accessible Nature Path Entry to Nature Exploration Area



Conrad

GERSHWIN NP NATURE EXPLORATION AREA

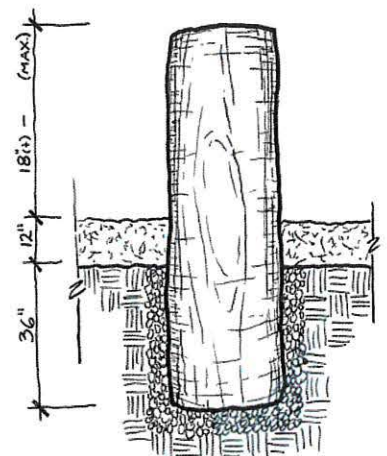

Emphasis on balance, climbing & jumping.
Provide fort building area but limited/no loose material supply.



Fallen Logs



Log Steppers



Conceptual Fallen Log & Log Stepper Details

possible accessible
DG path