

POOLED INVESTMENTS AT AUGUST 31, 2012 - SUMMARY & STATISTICS



ASSET ALLOCATION

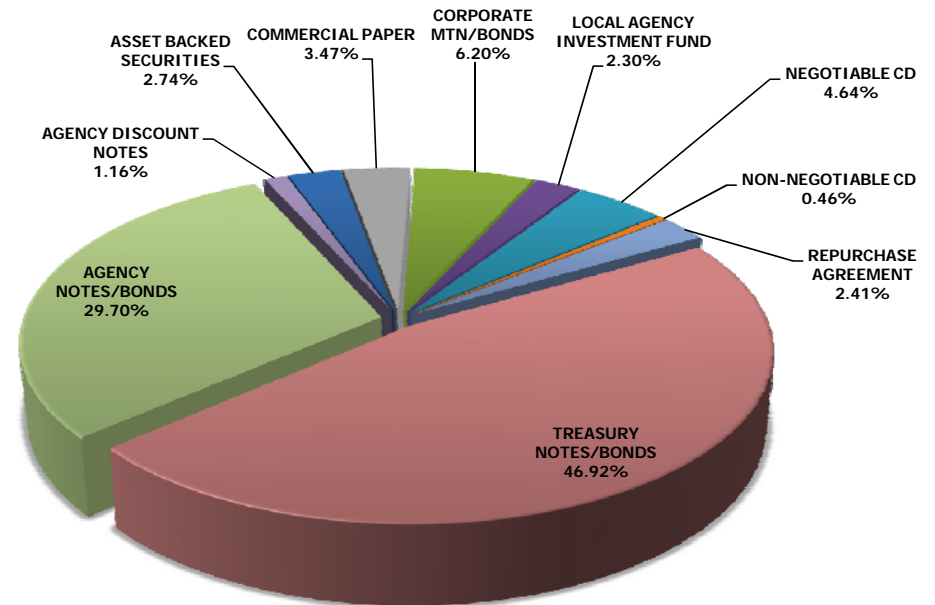
Assets (000's)	Current Par Value	Current Book Value	Market Value	Mkt/Book	Yield to Maturity
ASSET BACKED SECURITIES	59,000	58,999	59,111	100.19%	0.52%
COMMERCIAL PAPER	75,000	74,823	74,768	99.93%	0.34%
CORPORATE MTN/BONDS	132,000	133,565	133,417	99.89%	0.78%
LOCAL AGENCY INVESTMENT FUND	49,519	49,519	49,519	100.00%	0.36%
NEGOTIABLE CD	100,000	100,000	100,017	100.02%	0.57%
NON-NEGOTIABLE CD	10,000	10,000	10,000	100.00%	1.25%
REPURCHASE AGREEMENT	52,000	52,000	52,000	100.00%	0.19%
TREASURY NOTES/BONDS	1,010,000	1,011,108	1,014,263	100.31%	0.55%
AGENCY NOTES/BONDS	640,000	639,873	641,712	100.29%	0.57%
AGENCY DISCOUNT NOTES	25,000	24,953	24,976	100.09%	0.19%
Totals (000's):	2,152,519	2,154,841	2,159,782	100.23%	0.55%

Portfolio Breakdown & Statistics

	Liquidity	Core
Portfolio Size	\$763,229,239	\$1,391,611,519
% of total pool	35.42%	64.58%
Portfolio Duration*	0.38	1.68
Index Duration*	0.38	1.91
% of index	100.11%	87.89%
Weighted Average Days to Maturity	150	709
Earned Income Yield	0.444%	0.588%

* Macaulay's Duration for fund 9997 and Effective Duration for fund 9998.

Note: These figures do not include the effects of trades settling over month-end. After the trades settle, Core duration increases to 1.716.



Pooled Portfolio Composition by Book Value

POOLED INVESTMENTS AT AUGUST 31, 2012 - MATURITY DISTRIBUTION

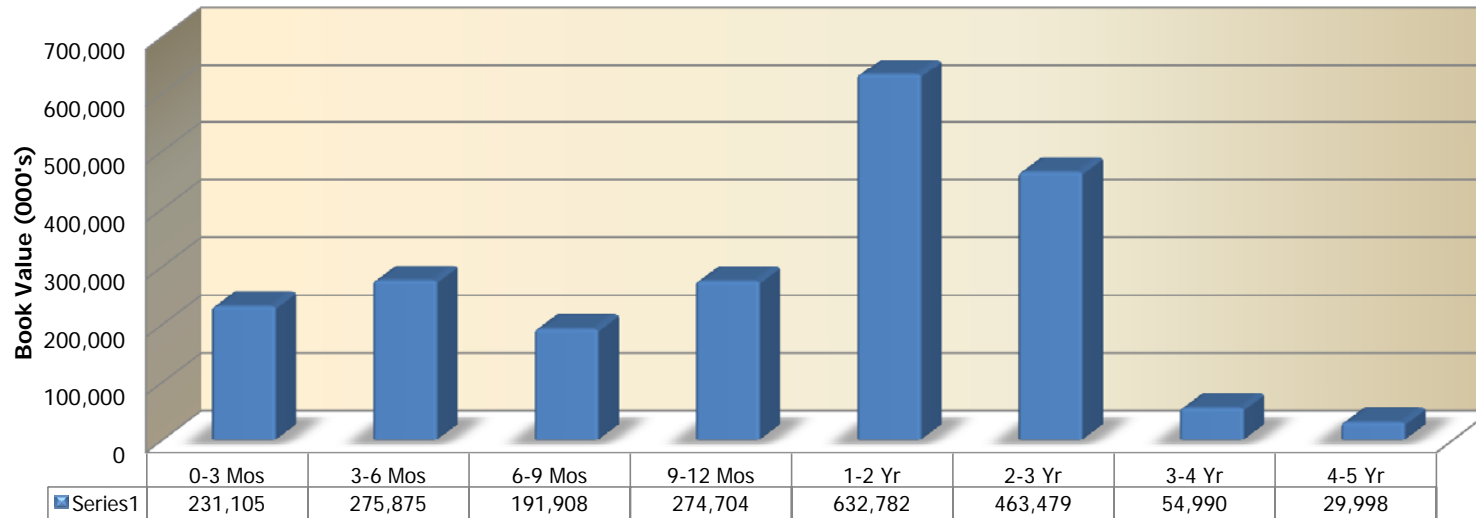
City of San Diego
Office of the City Treasurer



MATURITY DISTRIBUTION

Current Book Value (000's)	0-3 Mos	3-6 Mos	6-9 Mos	9-12 Mos	1-2 Yr	2-3 Yr	3-4 Yr	4-5 Yr	Totals (000's)
ASSET BACKED SECURITIES						33,999	25,000		58,999
COMMERCIAL PAPER		24,960	49,863						74,823
CORPORATE MTN/BONDS	4,600	45,844	22,150		55,910	5,061			133,565
LOCAL AGENCY INVESTMENT FUND	49,519								49,519
NEGOTIABLE CD	50,000	25,000		25,000					100,000
NON-NEGOTIABLE CD		10,000							10,000
REPURCHASE AGREEMENT	52,000								52,000
TREASURY NOTES/BONDS		74,959	24,946	154,794	456,958	299,450			1,011,108
AGENCY NOTES/BONDS	74,986	95,111	69,996	94,910	119,914	124,968	29,990	29,998	639,873
AGENCY DISCOUNT NOTES			24,953						24,953
Totals (000's):	231,105	275,875	191,908	274,704	632,782	463,479	54,990	29,998	2,154,841
% of Portfolio	10.72%	12.80%	8.91%	12.75%	29.37%	21.51%	2.55%	1.39%	100.00%

Maturity Distribution
August 31, 2012

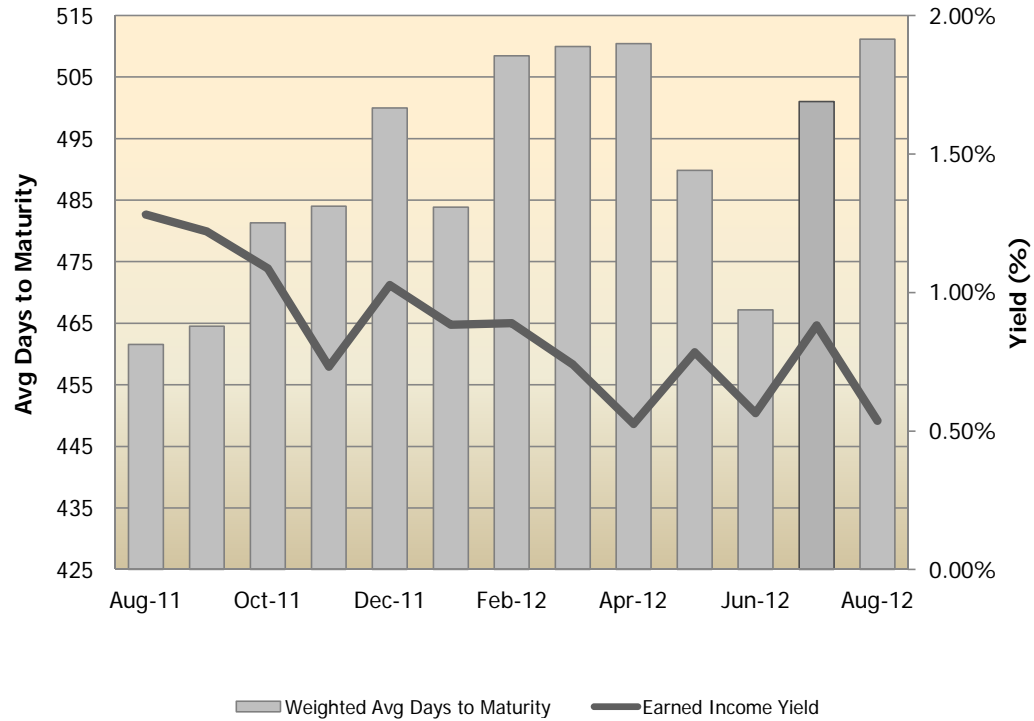




PORTFOLIO - EARNED INCOME YIELD

Month	Earned Income Yield	Weighted Avg Days to Maturity
Aug-11	1.28%	461.57
Sep-11	1.22%	464.53
Oct-11	1.09%	481.29
Nov-11	0.73%	484.01
Dec-11	1.03%	499.96
Jan-12	0.88%	483.84
Feb-12	0.89%	508.44
Mar-12	0.74%	509.93
Apr-12	0.53%	510.44
May-12	0.78%	489.82
Jun-12	0.57%	467.16
Jul-12	0.88%	501.04
Aug-12	0.54%	511.15

Yield and Weighted Average Days to Maturity Trends

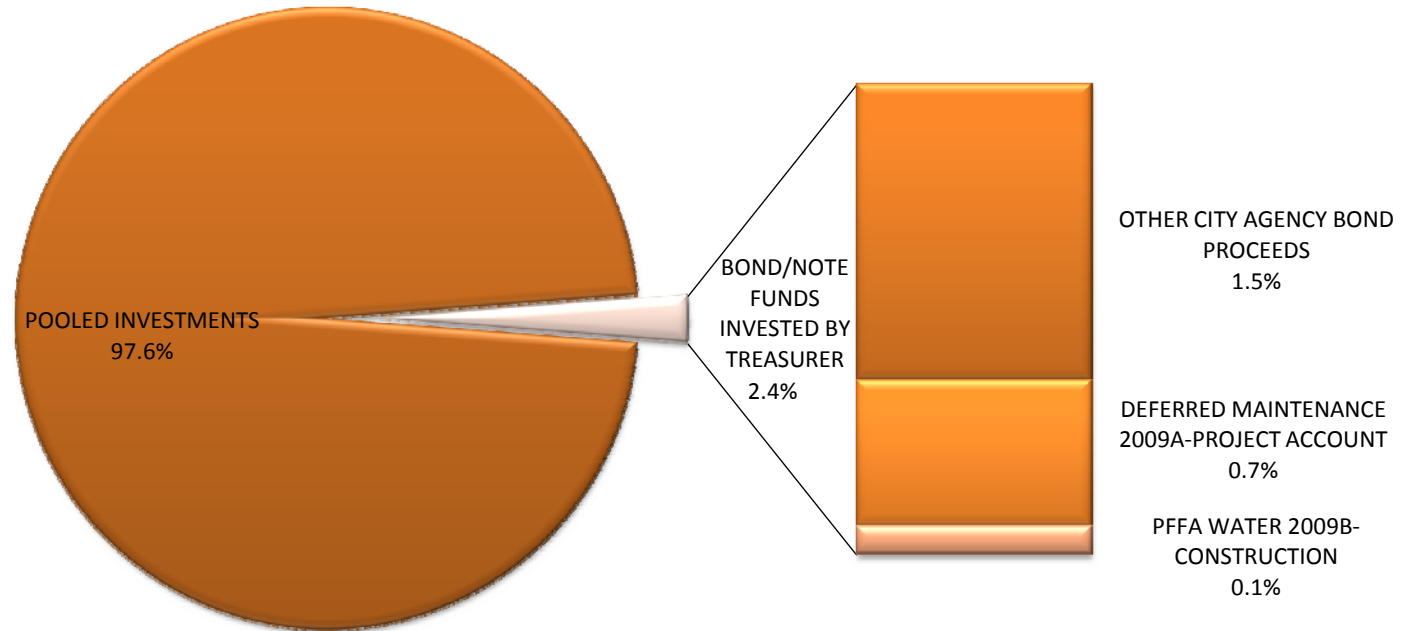


INVESTMENTS AT AUGUST 31, 2012 - SUMMARY BY FUND TYPE



INVESTMENT STATUS SUMMARY BY FUND TYPE

Category	Cost of Invest Held	% of Total	Market Value
POOLED INVESTMENTS:	2,154,840,758.32	97.6%	2,159,782,003.76
BOND/NOTE FUNDS INVESTED BY TREASURER	53,216,653.23	2.4%	53,234,439.38
PFFA WATER 2009B-CONSTRUCTION	3,095,892.50	0.1%	3,098,698.00
DEFERRED MAINTENANCE 2009A-PROJECT ACCOUNT	16,556,134.11	0.7%	16,563,701.57
OTHER CITY AGENCY BOND PROCEEDS	33,564,626.62	1.5%	33,572,039.81
TOTAL INVESTED FUNDS:	2,208,057,411.55	100.0%	2,213,016,443.14



POOLED INVESTMENTS AT AUGUST 31, 2012 - PORTFOLIO POSITION DETAIL

TREASURY NOTES/BONDS	Issuer	Sec. Description	CUSIP	Coupon Rate	Yield to Maturity	Modified Duration	Purchase Date	Maturity Date	Current Par Value	Current Book Value	Market Value	Market Price	Price Source
US Treasury Note	US Treasury	TN-99.925-PR5-26	912828PR5	0.625	0.662	0.419	1/31/2012	1/31/2013	25,000,000.00	24,990,689.41	25,049,750.00	100.199000	SUNGD
US Treasury Note	US Treasury	TN-100.078-MN7-05	912828MN7	1.375	1.348	0.460	8/15/2012	2/15/2013	25,000,000.00	25,003,321.40	25,136,750.00	100.547000	SUNGD
US Treasury Note	US Treasury	TN-99.730-QK9-26	912828QK9	0.625	0.766	0.496	2/29/2012	2/28/2013	25,000,000.00	24,964,964.78	25,057,500.00	100.230000	SUNGD
US Treasury Note	US Treasury	TN-99.367-MT4-43	912828MT4	1.375	1.592	0.535	3/15/2012	3/15/2013	25,000,000.00	24,946,483.65	25,160,250.00	100.641000	SUNGD
US Treasury Note	US Treasury	TN-99.794-NH9-27	912828NH9	1.125	1.195	0.786	6/15/2010	6/15/2013	25,000,000.00	24,948,581.00	25,184,500.00	100.738000	SUNGD
US Treasury Note	US Treasury	TN-99.789-NH9-82	912828NH9	1.125	1.197	0.786	6/21/2010	6/15/2013	20,000,000.00	19,957,812.50	20,147,600.00	100.738000	SUNGD
US Treasury Note	US Treasury	TN-99.898-NN6-38	912828NN6	1.000	1.035	0.870	7/15/2010	7/15/2013	40,000,000.00	39,959,339.20	40,282,800.00	100.707000	SUNGD
US Treasury Note	US Treasury	TN-100.015-QW3-05	912828QW3	0.375	0.367	0.916	8/1/2011	7/31/2013	40,000,000.00	40,006,250.00	40,070,400.00	100.176000	SUNGD
US Treasury Note	US Treasury	TN-99.841-NU0-27	912828NU0	0.750	0.804	0.954	8/16/2010	8/15/2013	10,000,000.00	9,984,154.20	10,053,900.00	100.539000	SUNGD
US Treasury Note	US Treasury	TN-99.687-NU0-05	912828NU0	0.750	0.859	0.954	9/13/2010	8/15/2013	20,000,000.00	19,937,500.00	20,107,800.00	100.539000	SUNGD
US Treasury Note	US Treasury	TN-100.460-PU8-22	912828PU8	0.500	0.262	1.202	12/7/2011	11/15/2013	25,000,000.00	25,115,234.38	25,089,750.00	100.359000	SUNGD
US Treasury Note	US Treasury	TN-103.531-JT8-38	912828JT8	2.000	0.295	1.235	11/1/2011	11/30/2013	25,000,000.00	25,882,812.50	25,554,750.00	102.219000	SUNGD
US Treasury Note	US Treasury	TN-103.437-JT8-07	912828JT8	2.000	0.273	1.235	12/1/2011	11/30/2013	25,000,000.00	25,859,375.00	25,554,750.00	102.219000	SUNGD
US Treasury Note	US Treasury	TN-100.00-RS1-26	912828RS1	0.250	0.250	1.248	12/1/2011	11/30/2013	25,000,000.00	25,000,000.00	25,014,750.00	100.059000	SUNGD
US Treasury Note	US Treasury	TN-100.972-PL8-82	912828PL8	0.750	0.271	1.283	12/1/2011	12/15/2013	25,000,000.00	25,243,164.06	25,172,750.00	100.691000	SUNGD
US Treasury Note	US Treasury	TN-99.914-SB7-25	912828SB7	0.250	0.294	1.415	2/22/2012	1/31/2014	25,000,000.00	24,978,515.63	25,014,750.00	100.059000	SUNGD
US Treasury Note	US Treasury	TN-100.199-QH6-07	912828QH6	1.250	1.181	1.446	3/1/2011	2/15/2014	25,000,000.00	25,049,804.69	25,373,000.00	101.492000	SUNGD
US Treasury Note	US Treasury	TN-99.980-PZ7-43	912828PZ7	1.250	1.257	1.520	4/1/2011	3/15/2014	20,000,000.00	19,996,093.75	20,314,000.00	101.570000	SUNGD
US Treasury Note	US Treasury	TN-99.835-SL5-82	912828SL5	0.250	0.333	1.580	4/2/2012	3/31/2014	25,000,000.00	24,959,325.90	25,010,750.00	100.043000	SUNGD
US Treasury Note	US Treasury	TN-99.824-QC7-43	912828QC7	1.250	1.310	1.604	4/15/2011	4/15/2014	25,000,000.00	24,956,013.75	25,411,000.00	101.644000	USERP
US Treasury Note	US Treasury	TN-99.976-SR2-26	912828SR2	0.250	0.262	1.663	5/1/2012	4/30/2014	25,000,000.00	24,994,310.46	25,009,750.00	100.039000	SUNGD
US Treasury Note	US Treasury	TN-99.984-SW1-82	912828SW1	0.250	0.258	1.746	6/1/2012	5/31/2014	25,000,000.00	24,996,264.52	25,010,750.00	100.043000	SUNGD
US Treasury Note	US Treasury	TN-99.882-TA8-82	912828TA8	0.250	0.309	1.830	7/2/2012	6/30/2014	35,000,000.00	34,959,459.92	35,015,050.00	100.043000	SUNGD
US Treasury Note	US Treasury	TN-99.945-QU7-26	912828QU7	0.625	0.643	1.863	7/15/2011	7/15/2014	25,000,000.00	24,986,328.13	25,181,750.00	100.727000	SUNGD
US Treasury Note	US Treasury	TN-99.804-TF7-27	912828TF7	0.125	0.223	1.915	7/31/2012	7/31/2014	75,000,000.00	74,853,515.63	74,853,750.00	99.805000	SUNGD
US Treasury Note	US Treasury	TN-100.511-RB8-43	912828RB8	0.500	0.326	1.948	9/1/2011	8/15/2014	25,000,000.00	25,127,929.68	25,129,750.00	100.519000	SUNGD
US Treasury Note	US Treasury	TN-99.866-RL6-07	912828RL6	0.500	0.545	2.110	10/17/2011	10/15/2014	25,000,000.00	24,966,628.00	25,136,750.00	100.547000	SUNGD
US Treasury Note	US Treasury	TN-99.972-RQ5-07	912828RQ5	0.375	0.384	2.196	11/15/2011	11/15/2014	25,000,000.00	24,993,164.06	25,072,250.00	100.289000	SUNGD
US Treasury Note	US Treasury	TN-99.863-RZ5-43	912828RZ5	0.250	0.297	2.366	2/1/2012	1/15/2015	25,000,000.00	24,965,820.31	25,004,000.00	100.016000	SUNGD
US Treasury Note	US Treasury	TN-99.492-SE1-82	912828SE1	0.250	0.423	2.449	3/1/2012	2/15/2015	25,000,000.00	24,873,046.88	24,996,000.00	99.984000	SUNGD
US Treasury Note	US Treasury	TN-99.660-SK7-82	912828SK7	0.375	0.491	2.525	4/2/2012	3/15/2015	25,000,000.00	24,919,624.66	25,070,250.00	100.281000	SUNGD
US Treasury Note	US Treasury	TN-99.992-SP6-82	912828SP6	0.375	0.378	2.608	5/1/2012	4/15/2015	25,000,000.00	25,002,145.23	25,070,250.00	100.281000	SUNGD
US Treasury Note	US Treasury	TN-99.699-SU5-43	912828SU5	0.250	0.352	2.696	6/1/2012	5/15/2015	25,000,000.00	24,927,691.92	24,984,500.00	99.938000	SUNGD
US Treasury Note	US Treasury	TN-99.898-SZ4-27	912828SZ4	0.375	0.410	2.775	7/2/2012	6/15/2015	25,000,000.00	24,978,963.88	25,068,250.00	100.273000	SUNGD
US Treasury Note	US Treasury	TN-99.812-TD2-26	912828TD2	0.250	0.314	2.863	7/31/2012	7/15/2015	100,000,000.00	99,823,369.57	99,898,000.00	99.898000	SUNGD
Total	Count 35			0.615	0.553	1.670			1,010,000,000.00	1,011,107,698.64	1,014,262,550.00	100.422035	

AGENCY NOTES/BONDS	Issuer	Sec. Description	CUSIP	Coupon Rate	Yield to Maturity	Modified Duration	Purchase Date	Maturity Date	Current Par Value	Current Book Value	Market Value	Market Price	Price Source
Agency Note	Federal Home Loan Bank	FHLB-99.965-XH5-43	313375XH5	0.230	0.264	0.148	10/24/2011	10/24/2012	25,000,000.00	24,991,477.25	25,003,000.00	100.012000	SUNGD
Agency Note	Federal Home Loan Bank	FHLB-100.00-BV6-38	313376BV6	0.200	0.200	0.186	11/7/2011	11/7/2012	25,000,000.00	25,000,000.00	25,002,500.00	100.010000	SUNGD
Agency Note	Federal Home Loan Bank	FHLB-99.977-F26-07	313376F26	0.180	0.203	0.230	11/25/2011	11/23/2012	25,000,000.00	24,994,250.00	25,002,250.00	100.009000	SUNGD
Agency Note	Federal Home Loan Bank	FHLB-100.018-KK0-07	313376KK0	0.210	0.183	0.307	4/19/2012	12/21/2012	25,000,000.00	25,021,708.33	25,005,250.00	100.021000	SUNGD
Agency Note	Federal Farm Credit Bank	FFCB-100.392-6W8-46	31331J6W8	0.750	0.214	0.345	4/10/2012	1/4/2013	25,000,000.00	25,098,133.75	25,048,250.00	100.193000	SUNGD
Agency Note	Federal Home Loan Bank	FHLB-OT0912-100.00-MA0-46	313376MA0	0.250	0.250	0.356	12/27/2011	1/8/2013	25,000,000.00	25,000,000.00	25,002,000.00	100.008000	SUNGD
Agency Note	Federal Farm Credit Bank	FFCB-99.737-BV4-07	31331JBV4	1.750	1.836	0.476	8/21/2012	2/21/2013	20,000,000.00	19,991,457.72	20,137,600.00	100.688000	SUNGD
Agency Note	Federal Home Loan Bank	FHLB-99.987-W49-86	313378W49	0.240	0.253	0.613	4/13/2012	4/12/2013	25,000,000.00	24,996,765.25	25,004,500.00	100.018000	SUNGD

POOLED INVESTMENTS AT AUGUST 31, 2012 - PORTFOLIO POSITION DETAIL

Agency Note	Federal Home Loan Bank	FHLB-99.995-DV8-27	313379DV8	0.230	0.235	0.688	5/9/2012	5/9/2013	25,000,000.00	24,998,750.00	25,003,500.00	100.014000	SUNGD
Agency Note	Federal Home Loan Bank	FHLB-QC1112-100.00-HE2-86	313379HE2	0.300	0.300	0.741	5/30/2012	5/28/2013	20,000,000.00	20,000,000.00	20,001,200.00	100.006000	SUNGD
Agency Note	Federal Farm Credit Bank	FFCB-99.977-SH2-38	3133EASH2	0.220	0.243	0.758	6/4/2012	6/4/2013	25,000,000.00	24,994,250.00	25,001,750.00	100.007000	SUNGD
Agency Note	NCUA Guaranteed	NCUAGT-FRN-100.00-AA9-07	62889KAA9	0.259	0.259	0.780	6/16/2011	6/12/2013	20,000,000.00	20,000,000.00	20,000,000.00	100.000000	BOOK
Agency Note	Federal Farm Credit Bank	FFCB-99.688-PK3-41	31331JPK3	1.375	1.479	0.813	5/25/2010	6/25/2013	25,000,000.00	24,922,000.00	25,251,250.00	101.005000	SUNGD
Agency Note	Federal Home Loan Bank	FHLB-99.976-Y78-43	313379Y78	0.240	0.263	0.824	6/28/2012	6/28/2013	25,000,000.00	24,994,152.00	25,006,000.00	100.024000	SUNGD
Agency Note	Federal Home Loan Mortgage Corporation	FHLMC-99.978-3H3-07	3134G23H3	0.500	0.511	1.119	10/20/2011	10/15/2013	15,000,000.00	14,996,700.00	15,046,650.00	100.311000	SUNGD
Agency Note	Federal Home Loan Mortgage Corporation	FHLMC-OT0213-100.00-MH0-27	3134G3MH0	0.450	0.450	1.469	2/21/2012	2/21/2014	20,000,000.00	20,000,000.00	20,024,600.00	100.123000	SUNGD
Agency Note	Federal Farm Credit Bank	FFCB-99.803-AH3-07	31331KAH3	1.125	1.190	1.481	1/19/2011	2/27/2014	25,000,000.00	24,950,750.00	25,319,500.00	101.278000	SUNGD
Agency Note	Intl Bank of Reconstruction & Development	IBRD-OT0413-100.00-KX1-82	45905UKX1	0.550	0.550	1.642	4/25/2012	4/25/2014	25,000,000.00	25,000,000.00	25,118,000.00	100.472000	SUNGD
Agency Note	Intl Bank of Reconstruction & Development	IBRD-OT0613-100.00-LC6-86	459058CS0	0.550	0.550	1.756	6/6/2012	6/6/2014	10,000,000.00	10,000,000.00	10,000,000.00	100.000000	BOOK
Agency Note	Federal Home Loan Mortgage Corporation	FHLMC-99.868-CV9-46	3137EACV9	1.000	1.043	1.974	7/5/2011	8/27/2014	25,000,000.00	24,967,000.00	25,366,000.00	101.464000	SUNGD
Agency Note	Federal National Mortgage Association	FNMA-OT1012-100.197-EJ8-07	3135G0EJ8	0.850	0.778	2.126	1/9/2012	10/24/2014	20,000,000.00	20,039,400.00	20,015,200.00	100.076000	SUNGD
Agency Note	Federal Home Loan Mortgage Corporation	FHLMC-OT0214-100.00-MR8-43	3134G3MR8	0.550	0.550	2.436	2/13/2012	2/13/2015	20,000,000.00	20,000,000.00	20,071,400.00	100.357000	SUNGD
Agency Note	Federal National Mortgage Association	FNMA-OT0214-99.875-HN6-27	3135G0HN6	0.550	0.592	2.475	2/27/2012	2/27/2015	20,000,000.00	19,975,000.00	20,070,600.00	100.353000	SUNGD
Agency Note	Federal National Mortgage Association	FNMA-QC0313-100.00-JB0-43	3135G0JB0	0.700	0.700	2.507	3/13/2012	3/13/2015	10,000,000.00	10,000,000.00	10,015,200.00	100.152000	SUNGD
Agency Note	Federal National Mortgage Association	FNMA-OT0413-100.00-KD4-07	3135G0KD4	0.750	0.750	2.619	4/24/2012	4/24/2015	10,000,000.00	10,000,000.00	10,015,500.00	100.155000	SUNGD
Agency Note	Federal National Mortgage Association	FNMA-QC1112-100.00-LC5-48	3135G0LC5	0.700	0.700	2.718	5/29/2012	5/29/2015	10,000,000.00	10,000,000.00	10,007,800.00	100.078000	SUNGD
Agency Note	Federal Farm Credit Bank	FFCB-99.692-RQ3-07	3133EARQ3	0.500	0.601	2.792	5/23/2012	6/23/2015	15,000,000.00	14,953,800.00	15,050,700.00	100.338000	SUNGD
Agency Note	Federal National Mortgage Association	FNMA-QC1212-100.00-LX9-27	3135G0LX9	0.700	0.700	2.793	6/26/2012	6/26/2015	10,000,000.00	10,000,000.00	10,014,000.00	100.140000	SUNGD
Agency Note	Federal Home Loan Bank	FHLB-MC0912-100.00-FR3-07	313380FR3	0.600	0.600	2.958	8/24/2012	8/24/2015	10,000,000.00	10,000,000.00	10,002,200.00	100.022000	SUNGD
Agency Note	Federal Home Loan Bank	FHLB-99.968-L96-27	313380L96	0.500	0.510	3.193	8/23/2012	11/20/2015	30,000,000.00	29,990,400.00	30,076,800.00	100.256000	SUNGD
Agency Note	Federal Home Loan Mortgage Corporation	FHLMC-QC0113-100.00-YZ7-07	3134G3YZ7	1.100	1.100	4.779	7/25/2012	7/25/2017	10,000,000.00	10,000,000.00	10,019,600.00	100.196000	SUNGD
Agency Note	Federal Home Loan Bank	FHLB-MC0912-100.00-BV8-46	313380BV8	1.100	1.100	4.851	8/21/2012	8/21/2017	10,000,000.00	10,000,000.00	10,003,900.00	100.039000	SUNGD
Agency Note	Federal Home Loan Bank	FHLB-MC0912-99.975-EA1-46	313380EA1	1.150	1.155	4.873	8/28/2012	8/28/2017	10,000,000.00	9,997,500.00	10,004,800.00	100.048000	SUNGD
Total				Count 33	0.574	0.570	1.441			640,000,000.00	639,873,494.30	641,711,500.00	100.267422

AGENCY DISCOUNT NOTES		Issuer	Sec. Description	CUSIP	Coupon Rate	Yield to Maturity	Modified Duration	Purchase Date	Maturity Date	Current Par Value	Current Book Value	Market Value	Market Price	Price Source
Agency Discount Note	Federal Home Loan Mortgage Corporation	FHLMC-DN-99.812-ES6-05	313397ES6	0.190	0.190	0.643	5/2/2012	4/23/2013	25,000,000.00	24,953,027.78	24,976,000.00	99.904000	SUNGD	
Total				Count 1	0.190	0.190	0.643			25,000,000.00	24,953,027.78	24,976,000.00	99.904000	

LOCAL AGENCY INVESTMENT FUND		Issuer	Sec. Description	CUSIP	Coupon Rate	Yield to Maturity	Modified Duration	Purchase Date	Maturity Date	Current Par Value	Current Book Value	Market Value	Market Price	Price Source
Local Agency Investment Fund	California State Pool	LOCAL AGENCY INVESTMENT FUND			0.360	0.360	0.003	3/31/2003	9/1/2012	49,519,286.27	49,519,286.27	49,519,286.27	100.000000	BOOK
Total				Count 1	0.360	0.360	0.003			49,519,286.27	49,519,286.27	49,519,286.27	100.000000	

ASSET BACKED SECURITIES		Issuer	Sec. Description	CUSIP	Coupon Rate	Yield to Maturity	Modified Duration	Purchase Date	Maturity Date	Current Par Value	Current Book Value	Market Value	Market Price	Price Source
Asset Backed Security	Toyota Auto Receivables Owners Trust	ABS-TAOT-99.993-AB9-38	89236PAB9	0.570	0.575	1.078	4/18/2012	10/15/2014	9,000,000.00	8,999,410.50	9,008,910.00	100.099000	USERP	
Asset Backed Security	Honda Auto Receivables Owners Trust	ABS-HAROT-99.999-AB2-26	43813EAB2	0.560	0.560	1.120	4/25/2012	11/17/2014	15,000,000.00	14,999,943.00	15,018,000.00	100.120000	USERP	
Asset Backed Security	Chase Issuance Trust	ABS-CHAIT-100.00-FJ8-27	161571FJ8	0.790	0.790	1.408	6/18/2012	6/15/2015	10,000,000.00	10,000,000.00	10,062,700.00	100.627000	USERP	
Asset Backed Security	Chase Issuance Trust	ABS-CHAIT-100.00-EZ3-27	161571EZ3	0.360	0.360	1.660	12/28/2011	12/15/2015	25,000,000.00	25,000,000.00	25,021,500.00	100.086000	USERP	
Total				Count 4	0.516	0.516	1.391			59,000,000.00	58,999,353.50	59,111,110.00	100.188322	

REPURCHASE AGREEMENT		Issuer	Sec. Description	CUSIP	Coupon Rate	Yield to Maturity	Modified Duration	Purchase Date	Maturity Date	Current Par Value	Current Book Value	Market Value	Market Price	Price Source
Repurchase Agreement	Overnight Repo	REPURCHASE AGREEMENT			0.190	0.190	0.011	8/31/2012	9/4/2012	52,000,000.00	52,000,000.00	52,000,000.00	100.000000	BOOK
Total				Count 1	0.190	0.190	0.011			52,000,000.00	52,000,000.00	52,000,000.00	100.000000	

POOLED INVESTMENTS AT AUGUST 31, 2012 - PORTFOLIO POSITION DETAIL

COMMERCIAL PAPER													
	Issuer	Sec. Description	CUSIP	Coupon Rate	Yield to Maturity	Modified Duration	Purchase Date	Maturity Date	Current Par Value	Current Book Value	Market Value	Market Price	Price Source
Commercial Paper	Coca-Cola Co.	CP-KOPP-99.841-NJ6-05	19121ANJ6	0.270	0.270	0.383	6/20/2012	1/18/2013	25,000,000.00	24,960,250.00	24,951,736.11	99.806944	SUNGD
Commercial Paper	General Electric Capital Corp.	CP-GECC-99.780-QV2-23	36959HQV2	0.320	0.321	0.575	7/25/2012	3/29/2013	25,000,000.00	24,945,111.11	24,898,402.78	99.593611	SUNGD
Commercial Paper	Toyota Motor Credit Corp.	CP-TOYCC-99.670-SQ0-24	89233GSQ0	0.440	0.441	0.728	8/27/2012	5/24/2013	25,000,000.00	24,917,500.00	24,917,500.00	99.670000	USERP
Total				Count 3	0.343	0.344	0.562		75,000,000.00	74,822,861.11	74,767,638.89	99.690185	
NEGOTIABLE CD													
	Issuer	Sec. Description	CUSIP	Coupon Rate	Yield to Maturity	Modified Duration	Purchase Date	Maturity Date	Current Par Value	Current Book Value	Market Value	Market Price	Price Source
Negotiable CD	Rabobank NY	CD-RABONY-100.00-M77-41	74977MM77	0.580	0.580	0.038	2/16/2012	9/14/2012	25,000,000.00	25,000,000.00	25,004,370.77	100.017483	SUNGD
Negotiable CD	Svenska Handelsbanken NY	CD-SVSNY-100.00-3Q6-41	86959B3Q6	0.550	0.550	0.115	3/6/2012	10/12/2012	25,000,000.00	25,000,000.00	25,012,237.83	100.048951	SUNGD
Negotiable CD	Swedbank NY	CD-SWEDBK-100.00-KH0-41	87019OKH0	0.730	0.730	0.268	6/1/2012	12/7/2012	25,000,000.00	25,000,000.00	25,000,000.00	100.000000	USERP
Negotiable CD	Toronto Dominion NY	CD-TDNY-100.00-3R4-41	89112X3R4	0.400	0.400	0.997	8/31/2012	8/30/2013	25,000,000.00	25,000,000.00	25,000,000.00	100.000000	USERP
Total				Count 4	0.565	0.565	0.355		100,000,000.00	100,000,000.00	100,016,608.60	100.016609	
NON-NEGOTIABLE CD													
	Issuer	Sec. Description	CUSIP	Coupon Rate	Yield to Maturity	Modified Duration	Purchase Date	Maturity Date	Current Par Value	Current Book Value	Market Value	Market Price	Price Source
Non-Negotiable CDs	Borrego Springs Bank CDARS	NNCD-CDARS-100.00-02		1.250	1.250	0.457	2/16/2012	2/14/2013	10,000,000.00	10,000,000.00	10,000,000.00	100.000000	USERP
Total				Count 1	1.250	1.250	0.457		10,000,000.00	10,000,000.00	10,000,000.00	100.000000	
CORPORATE MTN/BONDS													
	Issuer	Sec. Description	CUSIP	Coupon Rate	Yield to Maturity	Modified Duration	Purchase Date	Maturity Date	Current Par Value	Current Book Value	Market Value	Market Price	Price Source
Medium Term Note	Berkshire Hathaway Inc.	MTN-BRK-108.516-AY7-27	084664AY7	5.125	0.653	0.041	3/15/2012	9/15/2012	4,500,000.00	4,600,302.25	4,506,840.00	100.152000	SUNGD
Medium Term Note	3M Company	MTN-MMM-107.154-AD7-27	88579EAD7	4.650	0.839	0.290	6/15/2012	12/15/2012	10,000,000.00	10,189,736.52	10,126,100.00	101.261000	SUNGD
Medium Term Note	Caterpillar Financial Services Corp.	MTN-CAT-100.491-4J7-86	14912L4J7	1.900	0.276	0.296	8/28/2012	12/17/2012	5,000,000.00	5,043,286.11	5,022,550.00	100.451000	SUNGD
Medium Term Note	General Electric Capital Corp.	MTN-GE-101.975-4H4-46	36962G4H4	2.800	0.932	0.356	7/8/2012	1/8/2013	10,000,000.00	10,092,950.59	10,082,900.00	100.829000	SUNGD
Medium Term Note	United Parcel Service Inc.	MTN-UPS-102.042-AG1-27	911312AG1	4.500	0.221	0.375	7/23/2012	1/15/2013	5,000,000.00	5,107,100.00	5,077,350.00	101.547000	SUNGD
Medium Term Note	Wells Fargo & Co .	MTN-WFC-102.015-NY3-46	949746NY3	4.375	0.403	0.419	7/27/2012	1/31/2013	10,000,000.00	10,201,500.00	10,158,900.00	101.589000	SUNGD
Medium Term Note	PepsiCo Inc.	MTN-PEP-104.191-BG2-86	713448BG2	4.650	0.305	0.460	2/27/2012	2/15/2013	5,000,000.00	5,209,550.00	5,096,650.00	101.933000	SUNGD
Medium Term Note	Metropolitan Life Insurance	FRN-MET-100.00-AJ1-26	59157BAJ1	0.711	0.711	0.588	4/3/2012	4/3/2013	11,500,000.00	11,500,000.00	11,499,080.00	99.992000	SUNGD
Medium Term Note	General Dynamics Corp.	MTN-GD-106.499-AK4-86	369550AK4	4.250	0.503	0.695	8/17/2011	5/15/2013	10,000,000.00	10,649,900.00	10,273,800.00	102.738000	SUNGD
Medium Term Note	Wal-Mart Stores Inc.	MTN-WMT-99.657-CW1-07	931142CW1	0.750	0.866	1.144	10/25/2010	10/25/2013	10,000,000.00	9,965,700.00	10,047,800.00	100.478000	SUNGD
Medium Term Note	Procter & Gamble Co.	FRN-PG-100.00-DZ9-82	742718DZ9	0.337	0.337	1.450	8/14/2012	2/14/2014	5,000,000.00	5,000,000.00	5,002,250.00	100.045000	SUNGD
Medium Term Note	Wal-Mart Stores Inc.	MTN-WMT-99.73-DA8-43	931142DA8	1.625	1.718	1.598	4/18/2011	4/15/2014	3,000,000.00	2,991,900.00	3,058,470.00	101.949000	SUNGD
Medium Term Note	General Electric Capital Corp.	FRN-GE-100.00-5X8-43	36962G5X8	1.152	1.152	1.632	4/27/2012	4/24/2014	10,000,000.00	10,000,000.00	10,052,700.00	100.527000	SUNGD
Medium Term Note	Colgate-Palmolive Company	MTN-CL-99.854-DT4-82	19416ODT4	1.250	1.300	1.648	5/4/2011	5/1/2014	4,000,000.00	3,994,160.00	4,060,720.00	101.518000	SUNGD
Medium Term Note	Johnson & Johnson	MTN-JNJ-99.883-AX2-27	478160AX2	1.200	1.240	1.688	5/20/2011	5/15/2014	10,000,000.00	9,988,300.00	10,155,500.00	101.555000	SUNGD
Medium Term Note	Google Inc.	MTN-GOOG-99.977-AA0-43	38259PAA0	1.250	1.258	1.698	5/19/2011	5/19/2014	7,000,000.00	6,998,390.00	7,117,880.00	101.684000	SUNGD
Medium Term Note	Procter & Gamble Co.	MTN-PG-99.589-DU0-82	742718DU0	0.700	0.839	1.945	8/15/2011	8/15/2014	7,000,000.00	6,971,230.00	7,035,420.00	100.506000	SUNGD
Medium Term Note	International Business Machines Corp.	MTN-IBM-100.980-GZ8-46	459200GZ8	0.875	0.432	2.145	8/9/2012	10/31/2014	5,000,000.00	5,061,031.25	5,042,400.00	100.848000	SUNGD
Total				Count 18	2.356	0.779	0.977		132,000,000.00	133,565,036.72	133,417,310.00	101.073720	
									Grand Total	2,152,519,286.27	2,154,840,758.32	2,159,782,003.76	



GLOSSARY OF INVESTMENT TERMS

ASSET BACKED SECURITIES: Securities, such as bonds or notes, collateralized by receivables such as credit card or auto loans.

BOOK VALUE: The original cost of the investment, plus accrued interest and amortization of any premium or discount.

CERTIFICATE OF DEPOSIT (CD or NCD): A deposit of funds at a bank for a specified period of time that earns interest at a specified rate. Commonly known as "CDs" or "negotiable CDs."

COUPON: The annual rate at which a bond pays interest.

CUSIP: The number identifying all stocks and registered bonds, using the Committee on Uniform Securities Identification Procedures (CUSIP).

DURATION: The weighted average time to maturity of a bond where the weights are the present values of future cash flows. Duration measures the price sensitivity of a bond to changes in interest rates.

LOCAL AGENCY INVESTMENT FUND (LAIF): An investment pool sponsored by the State of California and administered/managed by the State Treasurer's Office. Local government units, with consent of the local governing body of that agency, may voluntarily deposit surplus funds for the purpose of investment.

MARKET VALUE: The price at which a security is trading and could presumably be purchased or sold.

MATURITY: The date upon which the principal or stated value of an investment becomes due and payable.

PAR VALUE: The amount of principal which must be paid at maturity. Also referred to as the face amount of a bond, normally quoted in \$1,000 increments per bond.

REPURCHASE AGREEMENT (RP OR REPO): The purchase of securities, on a temporary basis, with the seller's simultaneous agreement to repurchase the securities at a later date at a specified price that includes interest for the buyer's holding period. In essence, this is a collateralized investment whereby the security "buyer" lends the "seller" money for the period of the agreement.

U. S. GOVERNMENT AGENCY SECURITIES: Debt securities issued by U. S. Government sponsored enterprises and federally related institutions. These government agencies include: Federal Home Loan Banks (FHLB); Federal Home Loan Mortgage Corporation (FHLMC, or "Freddie Mac"); Federal National Mortgage Association (FNMA, or "Fannie Mae"); Federal Farm Credit Banks (FFCB); and Tennessee Valley Authority (TVA).

U.S. TREASURY SECURITIES: Securities issued by the U. S. Treasury and backed by the full faith and credit of the United States. Treasuries are considered to have no credit risk, and are the benchmark for interest rates on all other securities in the U.S. and overseas. The Treasury issues both discounted securities and fixed coupon notes and bonds.

WEIGHTED AVERAGE DAYS TO MATURITY: The weighted average of the remaining term to maturity of all of the assets in an investment pool or securities portfolio, as expressed in days.

YIELD: The rate of annual income return on an investment, expressed as a percentage.

(a) **EARNED INCOME YIELD** is the annual income from an investment divided by the current market value.

(b) **YIELD TO MATURITY** is the rate of return earned on an investment considering all cash flows and timing factors: interest earnings, discounts, and premiums above par.

For additional glossary terms, previous Investment Reports, and City Investment Policy, please visit the Office of the City Treasurer's website at: <http://www.sandiego.gov/treasurer/investments/>