

POOLED INVESTMENTS AT MARCH 31, 2014 - SUMMARY & STATISTICS

City of San Diego  
Office of the City Treasurer



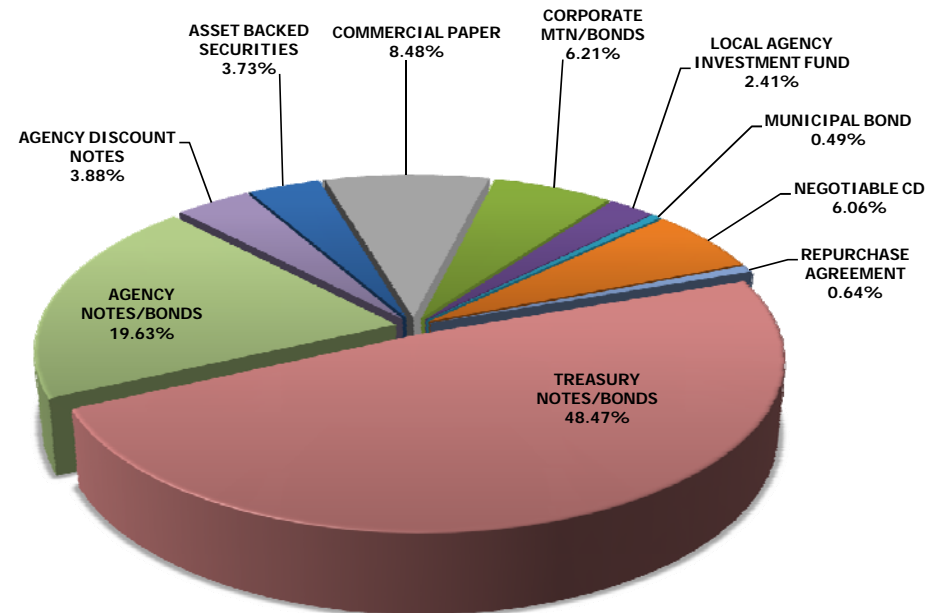
**ASSET ALLOCATION**

Assets (000's)	Current Par Value	Current Book Value	Market Value	Mkt/Book	Yield to Maturity
ASSET BACKED SECURITIES	76,852	76,848	76,887	100.05%	0.49%
COMMERCIAL PAPER	175,000	174,762	174,937	100.10%	0.22%
CORPORATE MTN/BONDS	127,594	127,880	127,426	99.65%	0.84%
LOCAL AGENCY INVESTMENT FUND	49,733	49,733	49,733	100.00%	0.26%
MUNICIPAL BOND	10,000	10,148	10,042	98.96%	0.23%
NEGOTIABLE CD	125,000	125,001	125,025	100.02%	0.21%
REPURCHASE AGREEMENT	13,200	13,200	13,200	100.00%	0.04%
TREASURY NOTES/BONDS	1,000,000	999,016	999,814	100.08%	0.43%
AGENCY NOTES/BONDS	405,000	404,708	404,331	99.91%	0.49%
AGENCY DISCOUNT NOTES	80,000	79,936	79,985	100.06%	0.13%
<b>Totals (000's):</b>	<b>2,062,379</b>	<b>2,061,230</b>	<b>2,061,380</b>	<b>100.01%</b>	<b>0.42%</b>

**Portfolio Breakdown & Statistics**

	Liquidity	Core
Portfolio Size	\$760,726,827	\$1,300,502,988
% of total pool	36.91%	63.09%
Portfolio Duration*	0.31	1.72
Index Duration*	0.37	1.92
% of index	84.56%	89.43%
Weighted Average Days to Maturity	114	708
Earned Income Yield	0.302%	0.633%

\* Macaulay's Duration for fund 9997 and Effective Duration for fund 9998.



Pooled Portfolio Composition by Book Value

POOLED INVESTMENTS AT MARCH 31, 2014 - MATURITY DISTRIBUTION

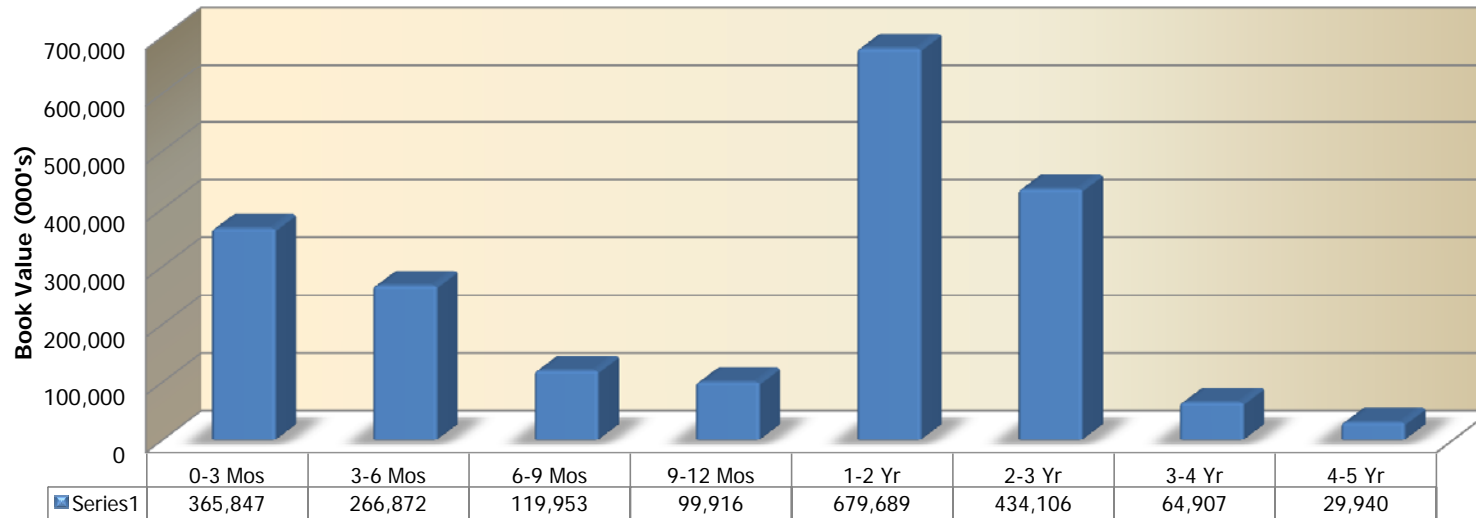
City of San Diego  
Office of the City Treasurer



**MATURITY DISTRIBUTION**

Current Book Value (000's)	0-3 Mos	3-6 Mos	6-9 Mos	9-12 Mos	1-2 Yr	2-3 Yr	3-4 Yr	4-5 Yr	Totals (000's)
ASSET BACKED SECURITIES					32,350	29,499	10,000	4,999	76,848
COMMERCIAL PAPER	124,824	49,938							174,762
CORPORATE MTN/BONDS	42,953	6,971	10,049		27,987	20,000	4,977	14,942	127,880
LOCAL AGENCY INVESTMENT FUND	49,733								49,733
MUNICIPAL BOND	10,148								10,148
NEGOTIABLE CD	50,001	50,000		25,000					125,001
REPURCHASE AGREEMENT	13,200								13,200
TREASURY NOTES/BONDS	24,998	50,019	49,930	49,919	524,452	299,698			999,016
AGENCY NOTES/BONDS	49,991	44,998	44,984	24,997	94,900	84,909	49,930	9,999	404,708
AGENCY DISCOUNT NOTES		64,946	14,990						79,936
<b>Totals (000's):</b>	<b>365,847</b>	<b>266,872</b>	<b>119,953</b>	<b>99,916</b>	<b>679,689</b>	<b>434,106</b>	<b>64,907</b>	<b>29,940</b>	<b>2,061,230</b>
<b>% of Portfolio</b>	<b>17.75%</b>	<b>12.95%</b>	<b>5.82%</b>	<b>4.85%</b>	<b>32.97%</b>	<b>21.06%</b>	<b>3.15%</b>	<b>1.45%</b>	<b>100.00%</b>

Maturity Distribution  
March 31, 2014

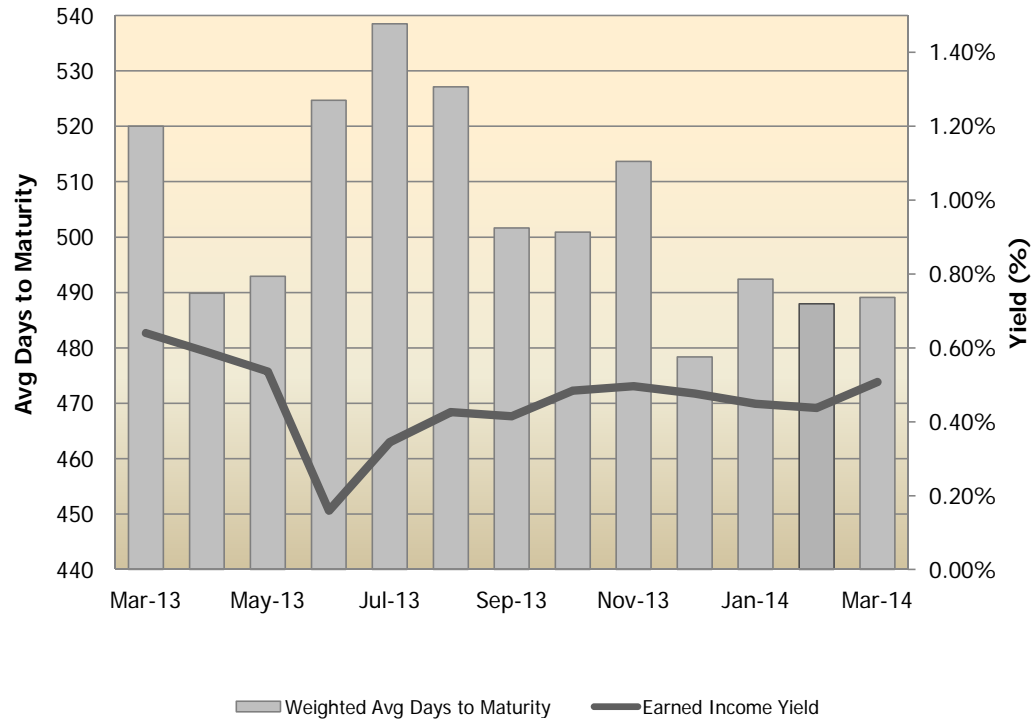




**PORTFOLIO - EARNED INCOME YIELD**

Month	Earned Income Yield	Weighted Avg Days to Maturity
Mar-13	0.64%	520.01
Apr-13	0.59%	489.86
May-13	0.54%	492.90
Jun-13	0.16%	524.69
Jul-13	0.35%	538.47
Aug-13	0.43%	527.09
Sep-13	0.42%	501.62
Oct-13	0.48%	500.89
Nov-13	0.50%	513.65
Dec-13	0.48%	478.38
Jan-14	0.45%	492.38
Feb-14	0.44%	487.98
Mar-14	0.51%	489.14

Yield and Weighted Average Days to Maturity Trends



INVESTMENTS AT MARCH 31, 2014 - SUMMARY BY FUND TYPE

City of San Diego  
Office of the City Treasurer



**INVESTMENT STATUS SUMMARY BY FUND TYPE**

Category	Cost of Invest Held	% of Total	Market Value
<b>POOLED INVESTMENTS:</b>	<b>2,061,229,814.97</b>	<b>98.80%</b>	<b>2,061,379,927.74</b>
<b>BOND/NOTE FUNDS INVESTED BY TREASURER</b>	<b>25,098,186.17</b>	<b>1.20%</b>	<b>25,103,126.34</b>
CIVICSD/CCDC Parking Rev 2003B	4,223,602.25	0.20%	4,225,148.71
CIVICSD/CCDC Parking Rev Bonds	581,398.60	0.03%	581,352.04
CIVICSD/CCDC 2006A	20,293,185.32	0.97%	20,296,625.59
<b>TOTAL INVESTED FUNDS:</b>	<b>2,086,328,001.14</b>	<b>100.00%</b>	<b>2,086,483,054.08</b>

POOLED INVESTMENTS AT MARCH 31, 2014 - PORTFOLIO POSITION DETAIL

TREASURY NOTES/BONDS	Issuer	Sec. Description	CUSIP	Coupon Rate	Yield to Maturity	Modified Duration	Purchase Date	Maturity Date	Current Par Value	Current Book Value	Market Value	Market Price	Price Source
US Treasury Note	US Treasury	TN-99.984-SW1-82	912828SW1	0.250	0.258	0.167	5/31/2013	5/31/2014	25,000,000.00	24,998,044.20	25,007,750.00	100.031000	SUNGD
US Treasury Note	US Treasury	TN-99.804-TF7-27	912828TF7	0.125	0.223	0.334	7/31/2013	7/31/2014	25,000,000.00	24,975,585.94	25,004,750.00	100.019000	SUNGD
US Treasury Note	US Treasury	TN-100.511-RB8-43	912828RB8	0.500	0.326	0.375	8/15/2013	8/15/2014	25,000,000.00	25,043,275.56	25,040,000.00	100.160000	SUNGD
US Treasury Note	US Treasury	TN-99.937-TU4-27	912828TU4	0.250	0.281	0.583	10/31/2013	10/31/2014	25,000,000.00	24,992,176.78	25,025,500.00	100.102000	SUNGD
US Treasury Note	US Treasury	TN-99.750-UDO-25	912828UD0	0.125	0.255	0.750	1/25/2013	12/31/2014	25,000,000.00	24,937,500.00	25,005,750.00	100.023000	SUNGD
US Treasury Note	US Treasury	TN-99.660-SK7-82	912828SK7	0.375	0.491	0.955	4/2/2012	3/15/2015	25,000,000.00	24,915,039.06	25,054,750.00	100.219000	SUNGD
US Treasury Note	US Treasury	TN-100.015-UT5-27	912828UT5	0.250	0.242	0.999	4/1/2013	3/31/2015	25,000,000.00	25,003,906.25	25,027,250.00	100.109000	SUNGD
US Treasury Note	US Treasury	TN-99.992-SP6-82	912828SP6	0.375	0.378	1.036	5/1/2012	4/15/2015	25,000,000.00	24,998,046.87	25,058,500.00	100.234000	SUNGD
US Treasury Note	US Treasury	TN-99.757-UY4-86	912828UY4	0.125	0.251	1.082	5/24/2013	4/30/2015	25,000,000.00	24,939,453.13	24,995,000.00	99.980000	SUNGD
US Treasury Note	US Treasury	TN-99.699-SU5-43	912828SU5	0.250	0.352	1.120	6/1/2012	5/15/2015	25,000,000.00	24,924,804.69	25,027,250.00	100.109000	SUNGD
US Treasury Note	US Treasury	TN-99.914-VD9-25	912828VD9	0.250	0.293	1.165	5/31/2013	5/31/2015	25,000,000.00	24,978,515.63	25,026,250.00	100.105000	SUNGD
US Treasury Note	US Treasury	TN-99.898-SZ4-27	912828SZ4	0.375	0.410	1.203	7/2/2012	6/15/2015	25,000,000.00	24,974,609.37	25,064,500.00	100.258000	SUNGD
US Treasury Note	US Treasury	TN-100.027-VH0-07	912828VH0	0.375	0.361	1.247	7/1/2013	6/30/2015	25,000,000.00	25,006,835.94	25,065,500.00	100.262000	SUNGD
US Treasury Note	US Treasury	TN-99.812-TD2-26	912828TD2	0.250	0.314	1.287	7/31/2012	7/15/2015	25,000,000.00	24,953,125.00	25,022,500.00	100.090000	SUNGD
US Treasury Note	US Treasury	TN-99.812-VN7-27	912828VN7	0.250	0.344	1.331	8/1/2013	7/31/2015	25,000,000.00	24,953,125.00	25,022,500.00	100.090000	SUNGD
US Treasury Note	US Treasury	TN-99.980-VU1-82	912828VU1	0.375	0.385	1.414	9/3/2013	8/31/2015	25,000,000.00	24,995,117.19	25,061,500.00	100.246000	SUNGD
US Treasury Note	US Treasury	TN-99.843-VY3-27	912828VY3	0.250	0.329	1.498	10/1/2013	9/30/2015	25,000,000.00	24,960,937.50	25,009,750.00	100.039000	SUNGD
US Treasury Note	US Treasury	TN-99.882-WB2-46	912828WB2	0.250	0.309	1.580	11/1/2013	10/31/2015	25,000,000.00	24,970,875.78	24,994,250.00	99.977000	SUNGD
US Treasury Note	US Treasury	TN-100.144-TX8-43	912828TX8	0.375	0.326	1.617	12/3/2012	11/15/2015	25,000,000.00	25,036,132.81	25,038,000.00	100.152000	SUNGD
US Treasury Note	US Treasury	TN-99.933-A26-82	912828A26	0.250	0.283	1.663	12/2/2013	11/30/2015	25,000,000.00	24,983,741.85	24,982,500.00	99.930000	SUNGD
US Treasury Note	US Treasury	TN-99.714-UC2-43	912828UC2	0.250	0.347	1.702	1/2/2013	12/15/2015	25,000,000.00	24,928,710.94	24,973,500.00	99.894000	SUNGD
US Treasury Note	US Treasury	TN-99.750-A67-48	912828A67	0.250	0.376	1.746	1/2/2014	12/31/2015	25,000,000.00	24,937,845.30	24,966,750.00	99.867000	SUNGD
US Treasury Note	US Treasury	TN-100.011-UG3-26	912828UG3	0.375	0.371	1.783	1/15/2013	1/15/2016	5,000,000.00	5,000,585.94	5,002,550.00	100.051000	SUNGD
US Treasury Note	US Treasury	TN-99.945-UG3-86	912828UG3	0.375	0.394	1.783	1/25/2013	1/15/2016	20,000,000.00	19,989,062.50	20,010,200.00	100.051000	SUNGD
US Treasury Note	US Treasury	TN-100.027-B41-46	912828B41	0.375	0.361	1.828	1/31/2014	1/31/2016	25,000,000.00	25,006,835.94	25,007,750.00	100.031000	SUNGD
US Treasury Note	US Treasury	TN-100.078-UM0-82	912828UM0	0.375	0.348	1.867	3/1/2013	2/15/2016	25,000,000.00	25,019,531.25	24,999,000.00	99.996000	SUNGD
US Treasury Note	US Treasury	TN-99.859-B82-49	912828B82	0.250	0.321	1.913	2/28/2014	2/29/2016	25,000,000.00	24,964,843.75	24,933,500.00	99.734000	SUNGD
US Treasury Note	US Treasury	TN-99.875-US7-27	912828US7	0.375	0.418	1.950	4/1/2013	3/15/2016	25,000,000.00	24,968,750.00	24,982,500.00	99.930000	SUNGD
US Treasury Note	US Treasury	TN-99.843-C40-38	912828C40	0.375	0.454	1.994	3/31/2014	3/31/2016	25,000,000.00	24,960,937.50	24,972,750.00	99.891000	SUNGD
US Treasury Note	US Treasury	TN-99.750-UW8-27	912828UW8	0.250	0.335	2.033	5/1/2013	4/15/2016	25,000,000.00	24,937,500.00	24,896,500.00	99.586000	SUNGD
US Treasury Note	US Treasury	TN-99.257-VC1-43	912828VC1	0.250	0.504	2.116	6/3/2013	5/15/2016	25,000,000.00	24,814,453.13	24,869,250.00	99.477000	SUNGD
US Treasury Note	US Treasury	TN-99.523-VG2-22	912828VG2	0.500	0.663	2.193	6/28/2013	6/15/2016	25,000,000.00	24,880,859.38	24,984,500.00	99.938000	SUNGD
US Treasury Note	US Treasury	TN-99.980-VL1-07	912828VL1	0.625	0.632	2.273	8/1/2013	7/15/2016	25,000,000.00	24,995,117.19	25,031,250.00	100.125000	SUNGD
US Treasury Note	US Treasury	TN-99.574-VR8-07	912828VR8	0.625	0.770	2.357	8/27/2013	8/15/2016	25,000,000.00	24,893,554.69	25,007,750.00	100.031000	SUNGD
US Treasury Note	US Treasury	TN-100.714-VW7-07	912828VW7	0.875	0.630	2.434	10/1/2013	9/15/2016	25,000,000.00	25,178,710.94	25,138,750.00	100.555000	SUNGD
US Treasury Note	US Treasury	TN-100.136-WA4-26	912828WA4	0.625	0.578	2.516	11/1/2013	10/15/2016	25,000,000.00	25,041,477.08	24,959,000.00	99.836000	SUNGD
US Treasury Note	US Treasury	TN-100.226-WF3-27	912828WF3	0.625	0.548	2.599	12/2/2013	11/15/2016	25,000,000.00	25,063,978.34	24,929,750.00	99.719000	SUNGD
US Treasury Note	US Treasury	TN-99.933-A59-07	912828A59	0.625	0.647	2.682	12/18/2013	12/15/2016	25,000,000.00	24,984,686.21	24,904,250.00	99.617000	SUNGD
US Treasury Note	US Treasury	TN-100.097-A91-26	912828A91	0.750	0.717	2.761	1/31/2014	1/15/2017	25,000,000.00	25,032,701.35	24,963,000.00	99.852000	SUNGD
US Treasury Note	US Treasury	TN-99.875-B74-48	912828B74	0.625	0.668	2.849	2/28/2014	2/15/2017	25,000,000.00	24,974,361.19	24,841,750.00	99.367000	SUNGD
US Treasury Note	US Treasury	TN-99.593-C32-43	912828C32	0.750	0.888	2.928	3/20/2014	3/15/2017	25,000,000.00	24,900,985.05	24,906,250.00	99.625000	SUNGD
<b>Total</b>	<b>Count</b>	<b>41</b>		<b>0.385</b>	<b>0.425</b>	<b>1.648</b>			<b>1,000,000,000.00</b>	<b>999,016,336.22</b>	<b>999,814,250.00</b>	<b>99.981425</b>	

AGENCY NOTES/BONDS	Issuer	Sec. Description	CUSIP	Coupon Rate	Yield to Maturity	Modified Duration	Purchase Date	Maturity Date	Current Par Value	Current Book Value	Market Value	Market Price	Price Source
Agency Note	Federal Farm Credit Bank	FFCB-99.953-KY9-26	3133ECKY9	0.125	0.172	0.025	4/11/2013	4/9/2014	25,000,000.00	24,988,250.00	25,000,250.00	100.001000	SUNGD
Agency Note	Federal Home Loan Bank	FHLB-100.012-RX3-07	313382RX3	0.170	0.157	0.068	5/6/2013	4/25/2014	25,000,000.00	25,003,107.25	25,001,500.00	100.006000	SUNGD
Agency Note	Federal Home Loan Bank	FHLB-100.018-RE3-41	313383RE3	0.180	0.146	0.290	1/2/2014	7/15/2014	20,000,000.00	20,003,600.00	20,006,000.00	100.030000	SUNGD
Agency Note	Federal Home Loan Mortgage Corporation	FHLMC-99.868-CV9-46	3137EACV9	1.000	1.042	0.408	2/27/2014	8/27/2014	25,000,000.00	24,994,801.57	25,074,250.00	100.297000	SUNGD
Agency Note	Federal Farm Credit Bank	FFCB-99.936-2X1-26	3133EC2X1	0.270	0.302	0.633	11/19/2012	11/19/2014	25,000,000.00	24,984,050.00	25,024,750.00	100.099000	SUNGD
Agency Note	Federal Home Loan Bank	FHLB-OT0914-100.00-FW5-38	3130A0FW5	0.200	0.200	0.750	12/19/2013	12/30/2014	20,000,000.00	20,000,000.00	20,005,200.00	100.026000	SUNGD
Agency Note	Federal Home Loan Bank	FHLB-99.988-DM7-38	3130A1DM7	0.150	0.162	0.947	3/13/2014	3/12/2015	25,000,000.00	24,997,000.00	24,993,000.00	99.972000	SUNGD

POOLED INVESTMENTS AT MARCH 31, 2014 - PORTFOLIO POSITION DETAIL

Agency Note	Federal Home Loan Bank	FHLB-OT0914-100.00-HR2-38	3130A1HR2	0.200	0.200	1.062	3/26/2014	4/24/2015	25,000,000.00	25,000,000.00	24,987,250.00	99.949000	SUNGD
Agency Note	Federal Farm Credit Bank	FFCB-99.692-RQ3-07	3133EAR03	0.500	0.601	1.224	5/23/2012	6/23/2015	15,000,000.00	14,953,800.00	15,043,350.00	100.289000	SUNGD
Agency Note	Federal Farm Credit Bank	FFCB-99.945-HV9-49	3133ECHV9	0.350	0.373	1.328	3/15/2013	7/30/2015	10,000,000.00	9,994,500.00	10,011,000.00	100.110000	SUNGD
Agency Note	Federal National Mortgage Association	FNMA-QC0713-100.00-TS2-07	3135G0TS2	0.500	0.500	1.781	1/17/2013	1/15/2016	10,000,000.00	10,000,000.00	10,001,400.00	100.014000	SUNGD
Agency Note	Federal Home Loan Mortgage Corporation	FHLMC-OT0115-100.00-4B3-46	3134G34B3	0.500	0.500	1.818	1/28/2013	1/28/2016	10,000,000.00	10,000,000.00	9,996,800.00	99.968000	SUNGD
Agency Note	Federal Home Loan Bank	FHLB-99.805-SD3-38	3130A0SD3	0.375	0.470	1.878	1/24/2014	2/19/2016	25,000,000.00	24,951,250.00	24,987,000.00	99.948000	SUNGD
Agency Note	Federal National Mortgage Association	FNMA-QC1013-100.00-XB4-82	3135G0XB4	0.500	0.500	2.065	4/29/2013	4/29/2016	10,000,000.00	10,000,000.00	9,982,700.00	99.827000	SUNGD
Agency Note	Federal Home Loan Mortgage Corporation	FHLMC-99.994-DQ9-46	3137EADQ9	0.500	0.502	2.104	3/7/2013	5/13/2016	20,000,000.00	19,998,800.00	19,997,200.00	99.986000	SUNGD
Agency Note	Intl Bank of Reconstruction & Development	IBRD-99.951-DM2-05	459058DM2	0.500	0.522	2.113	2/20/2014	5/16/2016	20,000,000.00	19,990,200.00	19,979,200.00	99.896000	SUNGD
Agency Note	Federal National Mortgage Association	FNMA-99.679-YE7-07	3135G0YE7	0.625	0.730	2.387	7/19/2013	8/26/2016	25,000,000.00	24,919,750.00	24,985,250.00	99.941000	SUNGD
Agency Note	Federal Home Loan Mortgage Corporation	FHLMC-QC0413-100.00-P38-43	3134G3P38	0.750	0.750	2.483	10/24/2012	10/5/2016	10,000,000.00	10,000,000.00	9,989,400.00	99.894000	SUNGD
Agency Note	Federal National Mortgage Association	FNMA-99.651-ZB2-43	3135G0ZB2	0.750	0.864	3.014	3/10/2014	4/20/2017	20,000,000.00	19,930,200.00	19,851,400.00	99.257000	SUNGD
Agency Note	Federal National Mortgage Association	FNMA-MC0413-100.00-QL0-27	3135G0QL0	1.000	1.000	3.495	10/24/2012	10/24/2017	10,000,000.00	10,000,000.00	9,864,800.00	98.648000	SUNGD
Agency Note	Federal National Mortgage Association	FNMA-ST1213-100.00-7A3-48	3136G07A3	0.700	0.700	3.652	12/13/2012	12/13/2017	10,000,000.00	10,000,000.00	9,930,700.00	99.307000	SUNGD
Agency Note	Federal National Mortgage Association	FNMA-QC0613-100.00-TD5-82	3135G0TD5	1.000	1.000	3.673	12/31/2012	12/28/2017	10,000,000.00	10,000,000.00	9,829,500.00	98.295000	SUNGD
Agency Note	Federal Home Loan Bank	FHLB-MC0613-99.990-6L0-82	3133836L0	1.200	1.202	4.042	5/28/2013	5/24/2018	10,000,000.00	9,999,000.00	9,788,600.00	97.886000	SUNGD
Total				Count 23		0.464	0.493	1.512		405,000,000.00	404,708,308.82	404,330,500.00	99.834691

AGENCY DISCOUNT NOTES	Issuer	Sec. Description	CUSIP	Coupon Rate	Yield to Maturity	Modified Duration	Purchase Date	Maturity Date	Current Par Value	Current Book Value	Market Value	Market Price	Price Source
Agency Discount Note	Federal Home Loan Mortgage Corporation	FHLMC-DN-99.931-YU9-27	313397YU9	0.130	0.130	0.252	12/23/2013	7/1/2014	20,000,000.00	19,986,277.78	19,998,000.00	99.990000	SUNGD
Agency Discount Note	Intl Bank of Reconstruction & Development	IBRD-DN-99.921-YW8-07	459053YW8	0.140	0.140	0.257	12/13/2013	7/3/2014	15,000,000.00	14,988,216.67	14,998,500.00	99.990000	SUNGD
Agency Discount Note	Intl Bank of Reconstruction & Development	IBRD-DN-99.943-YW8-07	459053YW8	0.115	0.115	0.257	1/7/2014	7/3/2014	5,000,000.00	4,997,172.92	4,999,500.00	99.990000	SUNGD
Agency Discount Note	Federal Home Loan Mortgage Corporation	FHLMC-DN-99.895-F55-07	313397F55	0.130	0.130	0.452	11/27/2013	9/12/2014	25,000,000.00	24,973,909.72	24,994,250.00	99.977000	SUNGD
Agency Discount Note	Federal National Mortgage Association	FNMA-DN-99.933-J95-38	313589J95	0.100	0.100	0.528	2/12/2014	10/10/2014	15,000,000.00	14,990,000.00	14,995,200.00	99.968000	SUNGD
Total				Count 5		0.125	0.125	0.367		80,000,000.00	79,935,577.09	79,985,450.00	99.981813

LOCAL AGENCY INVESTMENT FUND	Issuer	Sec. Description	CUSIP	Coupon Rate	Yield to Maturity	Modified Duration	Purchase Date	Maturity Date	Current Par Value	Current Book Value	Market Value	Market Price	Price Source
Local Agency Investment Fund	California State Pool	LOCAL AGENCY INVESTMENT FUND		0.260	0.260	0.003	3/31/2003	4/1/2014	49,732,538.84	49,732,538.84	49,732,538.84	100.000000	BOOK
Total				Count 1		0.260	0.260	0.003		49,732,538.84	49,732,538.84	49,732,538.84	100.000000

MUNICIPAL BOND	Issuer	Sec. Description	CUSIP	Coupon Rate	Yield to Maturity	Modified Duration	Purchase Date	Maturity Date	Current Par Value	Current Book Value	Market Value	Market Price	Price Source
Municipal Bond	California St Revenue Anticipation Notes Series A-2	MUNI-CAS-101.476-EB2-26	13063CEB2	2.000	0.230	0.230	8/22/2013	6/23/2014	10,000,000.00	10,147,600.00	10,042,000.00	100.420000	USERP
Total				Count 1		2.000	0.230	0.230		10,000,000.00	10,147,600.00	10,042,000.00	100.420000

ASSET BACKED SECURITIES	Issuer	Sec. Description	CUSIP	Coupon Rate	Yield to Maturity	Modified Duration	Purchase Date	Maturity Date	Current Par Value	Current Book Value	Market Value	Market Price	Price Source
Asset Backed Security	Honda Auto Receivables Owners Trust	ABS-HAROT-99.992-AB6-27	43813CAB6	0.400	0.405	0.549	10/18/2012	4/20/2015	1,491,243.28	1,490,730.88	1,490,730.88	99.965639	BOOK
Asset Backed Security	Chase Issuance Trust	ABS-CHAIT-100.00-FJ8-27	161571FJ8	0.790	0.790	0.621	6/18/2012	6/15/2015	10,000,000.00	10,000,000.00	10,039,500.00	100.395000	USERP
Asset Backed Security	Honda Auto Receivables Owners Trust	ABS-HAROT-99.991-AB1-26	43814EAB1	0.370	0.377	0.791	4/24/2013	10/17/2015	7,831,096.94	7,830,251.94	7,830,251.94	99.989210	BOOK
Asset Backed Security	Volkswagen Auto Loan Enhanced Trust	ABS-VALET-99.993-AB6-07	92867MAB6	0.370	0.374	0.926	2/27/2013	1/20/2016	8,029,676.70	8,028,826.50	8,028,826.50	99.989412	BOOK
Asset Backed Security	BMW Vehicle Owners Trust	ABS-BMWOT-99.996-AB4-26	05578XAB4	0.410	0.413	0.982	11/6/2013	2/25/2016	5,000,000.00	4,999,820.50	4,999,820.50	99.996410	BOOK
Asset Backed Security	Honda Auto Receivables Owners Trust	ABS-HAROT-99.994-AB8-43	43814FAB8	0.450	0.455	1.045	10/30/2013	4/18/2016	6,500,000.00	6,499,610.00	6,499,610.00	99.994000	BOOK
Asset Backed Security	Toyota Auto Rec Owners Trust	ABS-TAOT-99.999-AB1-43	89231MAB1	0.410	0.411	1.214	3/19/2014	8/15/2016	15,000,000.00	14,999,904.00	14,999,904.00	99.999360	BOOK
Asset Backed Security	Honda Auto Receivables Owners Trust	ABS-HAROT-99.992-AB1-27	43813JAB1	0.410	0.416	1.220	2/27/2014	8/22/2016	8,000,000.00	7,999,395.20	7,999,395.20	99.992440	BOOK
Asset Backed Security	Chase Issuance Trust	ABS-CHAIT-100.00-FM1-27	161571FM1	0.285	0.285	1.708	9/13/2012	8/15/2017	10,000,000.00	10,000,000.00	10,000,000.00	100.000000	BOOK
Asset Backed Security	Chase Issuance Trust	ABS-CHAIT-99.981-GJ7-27	161571GJ7	1.150	1.157	2.390	1/27/2014	1/15/2019	5,000,000.00	4,999,095.50	4,999,095.50	99.981910	BOOK
Total				Count 10		0.486	0.489	1.163		76,852,016.92	76,847,634.52	76,887,134.52	100.045695

REPURCHASE AGREEMENT	Issuer	Sec. Description	CUSIP	Coupon Rate	Yield to Maturity	Modified Duration	Purchase Date	Maturity Date	Current Par Value	Current Book Value	Market Value	Market Price	Price Source
Repurchase Agreement	Overnight Repo	REPURCHASE AGREEMENT		0.040	0.040	0.003	3/31/2014	4/1/2014	13,200,000.00	13,200,000.00	13,200,000.00	100.000000	BOOK
Total				Count 1		0.040	0.040	0.003		13,200,000.00	13,200,000.00	13,200,000.00	100.000000

POOLED INVESTMENTS AT MARCH 31, 2014 - PORTFOLIO POSITION DETAIL

COMMERCIAL PAPER	Issuer	Sec. Description	CUSIP	Coupon Rate	Yield to Maturity	Modified Duration	Purchase Date	Maturity Date	Current Par Value	Current Book Value	Market Value	Market Price	Price Source
Commercial Paper	Toyota Motor Credit Corp.	CP-TOYCC-99.823-E91-24	89233HE91	0.250	0.250	0.107	8/28/2013	5/9/2014	25,000,000.00	24,955,902.78	24,996,569.44	99.986278	SUNGD
Commercial Paper	Coca-Cola Co.	CP-KOPP-99.876-EPO-05	19121BEPO	0.190	0.190	0.145	10/1/2013	5/23/2014	25,000,000.00	24,969,125.00	24,995,305.56	99.981222	SUNGD
Commercial Paper	Bank of Nova Scotia	CP-BNS-99.817-F62-43	06416KF62	0.245	0.245	0.183	9/11/2013	6/6/2014	25,000,000.00	24,954,402.78	24,992,208.33	99.968833	SUNGD
Commercial Paper	General Electric Capital Corp.	CP-GECC-99.895-FL2-23	36959JFL2	0.190	0.190	0.222	12/4/2013	6/20/2014	25,000,000.00	24,973,875.00	24,990,555.56	99.962222	SUNGD
Commercial Paper	Wells Fargo & Co	CP-WFCNEW-99.882-FW5-86	9497F1FW5	0.210	0.210	0.249	12/11/2013	6/30/2014	25,000,000.00	24,970,687.50	24,987,500.00	99.950000	SUNGD
Commercial Paper	BNP Paribas Finance Inc.	CP-PARFIN-99.814-G15-46	0556N1G15	0.330	0.331	0.252	12/11/2013	7/1/2014	25,000,000.00	24,953,708.33	24,987,361.11	99.949444	SUNGD
Commercial Paper	Nestle Capital Corp.	CP-NESCPP-99.935-G14-26	64105HG14	0.140	0.140	0.252	1/17/2014	7/1/2014	25,000,000.00	24,983,958.33	24,987,361.11	99.949444	SUNGD
	Total	Count 7		0.222	0.222	0.201			175,000,000.00	174,761,659.72	174,936,861.11	99.963920	
NEGOTIABLE CD	Issuer	Sec. Description	CUSIP	Coupon Rate	Yield to Maturity	Modified Duration	Purchase Date	Maturity Date	Current Par Value	Current Book Value	Market Value	Market Price	Price Source
Negotiable CD	UBS AG Stamford Brh	CD-UBSNCT-100.00-VD8-43	90267RVD8	0.230	0.230	0.238	12/12/2013	6/26/2014	25,000,000.00	25,000,000.00	25,010,266.82	100.041067	SUNGD
Negotiable CD	Svenska Handelsbanken NY	CD-SVSNY-100.002-4K7-05	86958C4K7	0.190	0.185	0.249	1/31/2014	6/30/2014	25,000,000.00	25,000,520.43	25,003,787.86	100.015151	SUNGD
Negotiable CD	Swedbank NY	CD-SWEDBK-100.00-EB4-07	87019TEB4	0.190	0.190	0.252	12/11/2013	7/1/2014	25,000,000.00	25,000,000.00	25,003,827.24	100.015309	SUNGD
Negotiable CD	Skandi Enskilda Bank NY	CD-SEBNY-100.00-UJ3-41	83051HUJ3	0.240	0.240	0.252	1/16/2014	7/1/2014	25,000,000.00	25,000,000.00	25,007,021.35	100.028085	SUNGD
Negotiable CD	Toronto Dominion Bank NY	CD-TDNY-100.00-X66-07	89112TX66	0.220	0.220	0.912	2/28/2014	2/27/2015	25,000,000.00	25,000,000.00	25,000,000.00	100.000000	USERP
	Total	Count 5		0.214	0.213	0.381			125,000,000.00	125,000,520.43	125,024,903.27	100.019922	
CORPORATE MTN/BONDS	Issuer	Sec. Description	CUSIP	Coupon Rate	Yield to Maturity	Modified Duration	Purchase Date	Maturity Date	Current Par Value	Current Book Value	Market Value	Market Price	Price Source
Medium Term Note	Illinois Tool Works Inc.	MTN-ITW-104.231-AH2-27	452308AH2	5.150	0.530	0.003	4/30/2013	4/1/2014	8,594,000.00	8,957,612.14	8,594,000.00	100.000000	SUNGD
Medium Term Note	Wal-Mart Stores Inc.	MTN-WMT-99.73-DA8-43	931142DA8	1.625	1.716	0.041	10/15/2013	4/15/2014	3,000,000.00	2,998,651.24	3,001,320.00	100.044000	SUNGD
Medium Term Note	General Electric Capital Corp.	FRN-GE-100.00-5X8-43	36962G5X8	0.937	0.937	0.066	10/24/2013	4/24/2014	10,000,000.00	10,000,000.00	10,003,200.00	100.032000	SUNGD
Medium Term Note	Colgate-Palmolive Company	MTN-CL-99.854-DT4-82	19416QDT4	1.250	1.299	0.085	11/1/2013	5/1/2014	4,000,000.00	3,999,032.90	4,003,000.00	100.075000	SUNGD
Medium Term Note	Johnson & Johnson	MTN-JNJ-99.883-AX2-27	478160AX2	1.200	1.239	0.123	11/15/2013	5/15/2014	10,000,000.00	9,998,058.94	10,009,500.00	100.095000	SUNGD
Medium Term Note	Google Inc.	MTN-GOOG-99.977-AA0-43	38259PAA0	1.250	1.258	0.134	11/19/2013	5/19/2014	7,000,000.00	6,999,734.11	7,009,730.00	100.139000	SUNGD
Medium Term Note	Procter & Gamble Co.	MTN-PG-99.589-DU0-82	742718DU0	0.700	0.839	0.375	8/15/2011	8/15/2014	7,000,000.00	6,971,230.00	7,010,780.00	100.154000	SUNGD
Medium Term Note	John Deere Capital Corporation	FRN-DE-100.00-RX9-05	24422ERX9	0.339	0.339	0.519	10/12/2012	10/8/2014	5,000,000.00	5,000,000.00	5,002,950.00	100.059000	SUNGD
Medium Term Note	International Business Machines Corp.	MTN-IBM-100.980-GZ8-46	459200GZ8	0.875	0.432	0.581	8/9/2012	10/31/2014	5,000,000.00	5,049,000.00	5,017,350.00	100.347000	SUNGD
Medium Term Note	Wells Fargo Bank NA	MTN-WFC-99.965-5F7-86	94985H5F7	0.750	0.768	1.297	7/29/2013	7/20/2015	10,000,000.00	9,996,500.00	10,032,300.00	100.323000	SUNGD
Medium Term Note	PepsiCo Inc.	FRN-PEP-100.00-CH9-05	713448CH9	0.436	0.436	1.329	7/30/2013	7/30/2015	5,000,000.00	5,000,000.00	5,008,050.00	100.161000	SUNGD
Medium Term Note	General Electric Capital Corp.	FRN-GE-100.00-7E8-43	36962G7E8	0.472	0.472	1.778	1/14/2014	1/14/2016	5,000,000.00	5,000,000.00	5,003,550.00	100.071000	SUNGD
Medium Term Note	John Deere Capital Corp.	MTN-DE-99.894-RZ4-27	24422ERZ4	0.750	0.786	1.797	1/23/2013	1/22/2016	3,000,000.00	2,996,820.00	3,012,360.00	100.412000	SUNGD
Medium Term Note	JP Morgan Chase & Co.	MTN-JPM-99.879-JU4-27	46623EJU4	1.125	1.166	1.886	2/26/2013	2/26/2016	5,000,000.00	4,993,950.00	5,019,200.00	100.384000	SUNGD
Medium Term Note	Johnson & Johnson	FRN-JNJ-100.00-BE3-27	478160BE3	0.303	0.303	2.648	12/5/2013	11/28/2016	5,000,000.00	5,000,000.00	5,005,350.00	100.107000	SUNGD
Medium Term Note	US Bank N.A.	FRN-USB-100.00-MD2-07	90331HMD2	0.466	0.466	2.814	1/30/2014	1/30/2017	15,000,000.00	15,000,000.00	14,995,800.00	99.972000	SUNGD
Medium Term Note	International Business Machines Corp.	MTN-IBM-99.542-HK0-41	459200HK0	1.250	1.345	3.767	2/8/2013	2/8/2018	5,000,000.00	4,977,100.00	4,940,200.00	98.804000	SUNGD
Medium Term Note	Texas Instruments Inc.	MTN-TXN-99.070-AV6-27	882508AV6	1.000	1.193	3.995	5/8/2013	5/1/2018	5,000,000.00	4,953,500.00	4,846,950.00	96.939000	SUNGD
Medium Term Note	Merck & Co Inc.	MTN-MRK-99.769-AGO-27	58933YAG0	1.300	1.348	4.016	5/20/2013	5/18/2018	5,000,000.00	4,988,450.00	4,889,000.00	97.780000	SUNGD
Medium Term Note	Cisco Systems Inc.	FRN-CSCO-100.00-AQ5-82	17275RAQ5	0.736	0.736	4.831	3/3/2014	3/1/2019	5,000,000.00	5,000,000.00	5,021,790.00	100.434000	SUNGD
	Total	Count 20		1.148	0.839	1.509			127,594,000.00	127,879,639.33	127,426,290.00	99.868560	
<b>Grand Total</b>									<b>2,062,378,555.76</b>	<b>2,061,229,814.97</b>	<b>2,061,379,927.74</b>		



## GLOSSARY OF INVESTMENT TERMS

**ASSET BACKED SECURITIES:** Securities, such as bonds or notes, collateralized by receivables such as credit card or auto loans.

**BOOK VALUE:** The original cost of the investment, plus accrued interest and amortization of any premium or discount.

**CERTIFICATE OF DEPOSIT (CD or NCD):** A deposit of funds at a bank for a specified period of time that earns interest at a specified rate. Commonly known as "CDs" or "negotiable CDs."

**COUPON:** The annual rate at which a bond pays interest.

**CUSIP:** The number identifying all stocks and registered bonds, using the Committee on Uniform Securities Identification Procedures (CUSIP).

**DURATION:** The weighted average time to maturity of a bond where the weights are the present values of future cash flows. Duration measures the price sensitivity of a bond to changes in interest rates.

**LOCAL AGENCY INVESTMENT FUND (LAIF):** An investment pool sponsored by the State of California and administered/managed by the State Treasurer's Office. Local government units, with consent of the local governing body of that agency, may voluntarily deposit surplus funds for the purpose of investment.

**MARKET VALUE:** The price at which a security is trading and could presumably be purchased or sold.

**MATURITY:** The date upon which the principal or stated value of an investment becomes due and payable.

**PAR VALUE:** The amount of principal which must be paid at maturity. Also referred to as the face amount of a bond, normally quoted in \$1,000 increments per bond.

**REPURCHASE AGREEMENT (RP OR REPO):** The purchase of securities, on a temporary basis, with the seller's simultaneous agreement to repurchase the securities at a later date at a specified price that includes interest for the buyer's holding period. In essence, this is a collateralized investment whereby the security "buyer" lends the "seller" money for the period of the agreement.

**U. S. GOVERNMENT AGENCY SECURITIES:** Debt securities issued by U. S. Government sponsored enterprises and federally related institutions. These government agencies include: Federal Home Loan Banks (FHLB); Federal Home Loan Mortgage Corporation (FHLMC, or "Freddie Mac"); Federal National Mortgage Association (FNMA, or "Fannie Mae"); Federal Farm Credit Banks (FFCB); and Tennessee Valley Authority (TVA).

**U.S. TREASURY SECURITIES:** Securities issued by the U. S. Treasury and backed by the full faith and credit of the United States. Treasuries are considered to have no credit risk, and are the benchmark for interest rates on all other securities in the U.S. and overseas. The Treasury issues both discounted securities and fixed coupon notes and bonds.

**WEIGHTED AVERAGE DAYS TO MATURITY:** The weighted average of the remaining term to maturity of all of the assets in an investment pool or securities portfolio, as expressed in days.

**YIELD:** The rate of annual income return on an investment, expressed as a percentage.

(a) **EARNED INCOME YIELD** is the annual income from an investment divided by the current market value.

(b) **YIELD TO MATURITY** is the rate of return earned on an investment considering all cash flows and timing factors: interest earnings, discounts, and premiums above par.

For additional glossary terms, previous Investment Reports, and City Investment Policy, please visit the Office of the City Treasurer's website at: <http://www.sandiego.gov/treasurer/investments/>