

POOLED INVESTMENTS AT APRIL 30, 2014 - SUMMARY & STATISTICS



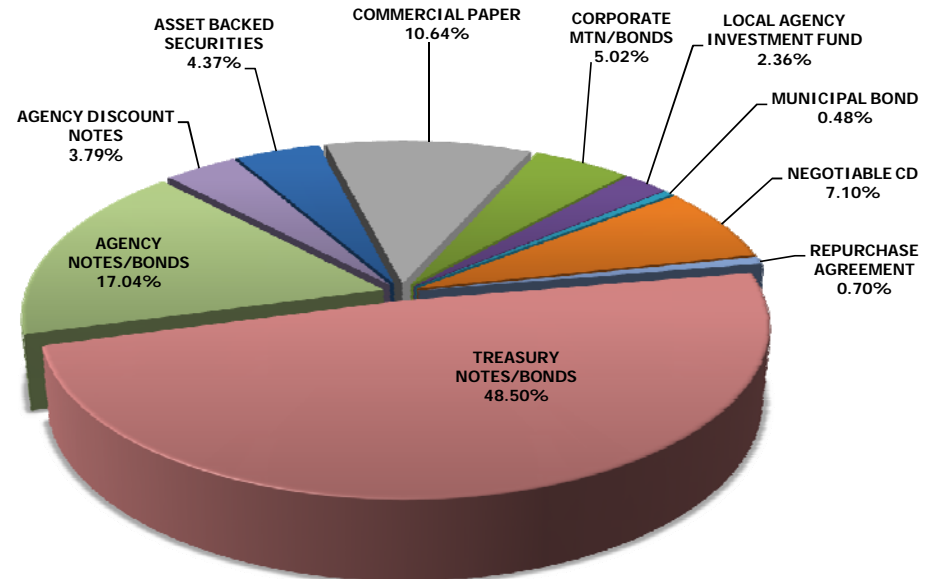
**ASSET ALLOCATION**

Assets (000's)	Current Par Value	Current Book Value	Market Value	Mkt/Book	Yield to Maturity
ASSET BACKED SECURITIES	92,355	92,350	92,402	100.06%	0.48%
COMMERCIAL PAPER	225,000	224,707	224,899	100.09%	0.22%
CORPORATE MTN/BONDS	106,000	105,885	105,948	100.06%	0.83%
LOCAL AGENCY INVESTMENT FUND	49,761	49,761	49,761	100.00%	0.23%
MUNICIPAL BOND	10,000	10,148	10,028	98.82%	0.23%
NEGOTIABLE CD	150,000	150,001	150,002	100.00%	0.22%
REPURCHASE AGREEMENT	14,800	14,800	14,800	100.00%	0.04%
TREASURY NOTES/BONDS	1,025,000	1,024,068	1,025,476	100.14%	0.44%
AGENCY NOTES/BONDS	360,000	359,723	359,671	99.99%	0.56%
AGENCY DISCOUNT NOTES	80,000	79,936	79,989	100.07%	0.13%
<b>Totals (000's):</b>	<b>2,112,916</b>	<b>2,111,378</b>	<b>2,112,976</b>	<b>100.08%</b>	<b>0.42%</b>

**Portfolio Breakdown & Statistics**

	Liquidity	Core
Portfolio Size	\$795,333,068	\$1,316,045,061
% of total pool	37.67%	62.33%
Portfolio Duration*	0.32	1.71
Index Duration*	0.36	1.92
% of index	88.80%	88.99%
Weighted Average Days to Maturity	117	714
Earned Income Yield	0.294%	0.583%

\* Macaulay's Duration for fund 9997 and Effective Duration for fund 9998.



Pooled Portfolio Composition by Book Value

POOLED INVESTMENTS AT APRIL 30, 2014 - MATURITY DISTRIBUTION

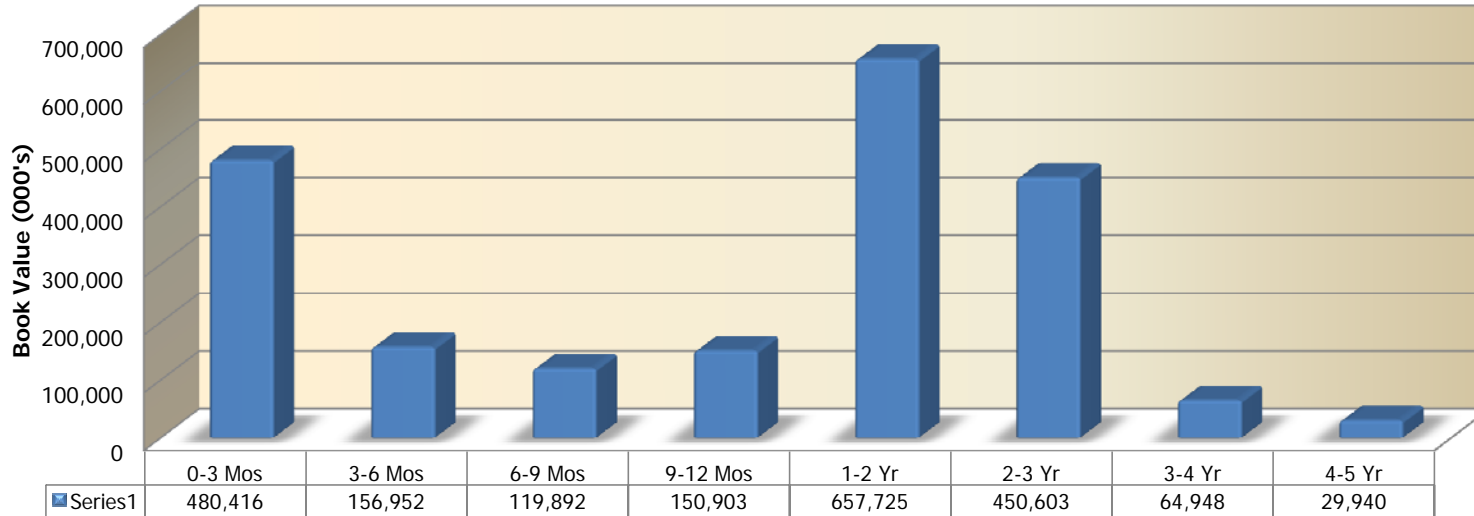
City of San Diego  
Office of the City Treasurer



**MATURITY DISTRIBUTION**

Current Book Value (000's)	0-3 Mos	3-6 Mos	6-9 Mos	9-12 Mos	1-2 Yr	2-3 Yr	3-4 Yr	4-5 Yr	Totals (000's)
ASSET BACKED SECURITIES				935	35,417	35,999	15,000	4,999	92,350
COMMERCIAL PAPER	174,762	24,975	24,971						224,707
CORPORATE MTN/BONDS	20,997	16,982			27,987	20,000	4,977	14,942	105,885
LOCAL AGENCY INVESTMENT FUND	49,761								49,761
MUNICIPAL BOND	10,148								10,148
NEGOTIABLE CD	100,001		25,000	25,000					150,001
REPURCHASE AGREEMENT	14,800								14,800
TREASURY NOTES/BONDS	49,974	50,035	24,938	74,971	524,421	299,730			1,024,068
AGENCY NOTES/BONDS	20,004	24,995	44,984	49,997	69,900	94,874	44,971	9,999	359,723
AGENCY DISCOUNT NOTES	39,972	39,964							79,936
<b>Totals (000's):</b>	<b>480,416</b>	<b>156,952</b>	<b>119,892</b>	<b>150,903</b>	<b>657,725</b>	<b>450,603</b>	<b>64,948</b>	<b>29,940</b>	<b>2,111,378</b>
<b>% of Portfolio</b>	<b>22.75%</b>	<b>7.43%</b>	<b>5.68%</b>	<b>7.15%</b>	<b>31.15%</b>	<b>21.34%</b>	<b>3.08%</b>	<b>1.42%</b>	<b>100.00%</b>

Maturity Distribution  
April 30, 2014

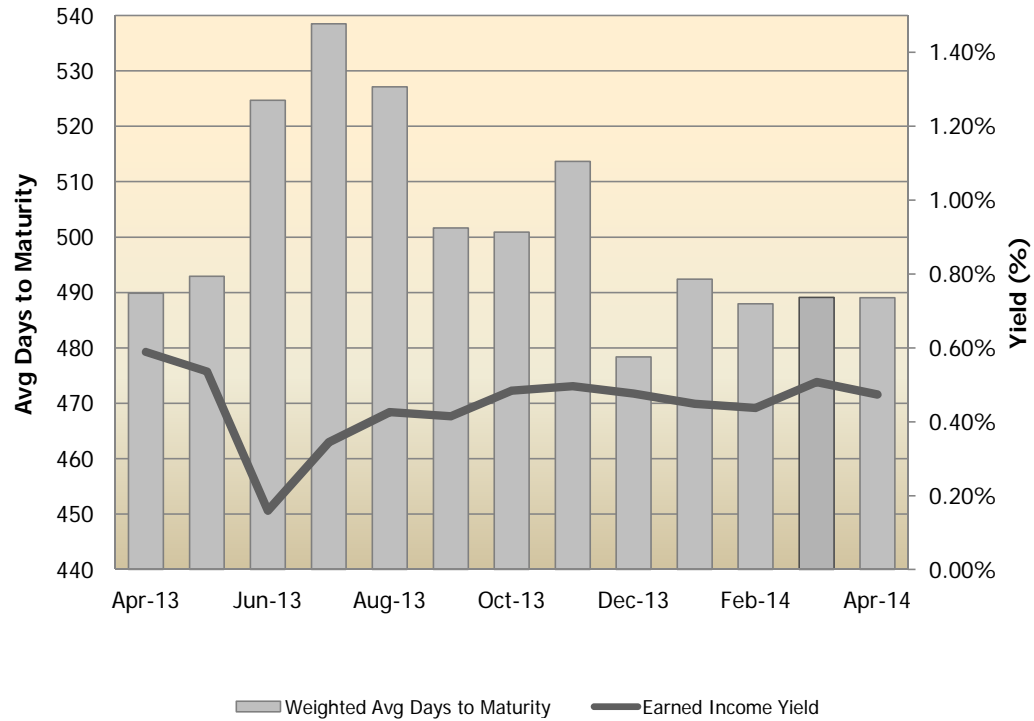




**PORTFOLIO - EARNED INCOME YIELD**

Month	Earned Income Yield	Weighted Avg Days to Maturity
Apr-13	0.59%	489.86
May-13	0.54%	492.90
Jun-13	0.16%	524.69
Jul-13	0.35%	538.47
Aug-13	0.43%	527.09
Sep-13	0.42%	501.62
Oct-13	0.48%	500.89
Nov-13	0.50%	513.65
Dec-13	0.48%	478.38
Jan-14	0.45%	492.38
Feb-14	0.44%	487.98
Mar-14	0.51%	489.14
Apr-14	0.47%	489.05

Yield and Weighted Average Days to Maturity Trends



INVESTMENTS AT APRIL 30, 2014 - SUMMARY BY FUND TYPE

City of San Diego  
Office of the City Treasurer



**INVESTMENT STATUS SUMMARY BY FUND TYPE**

Category	Cost of Invest Held	% of Total	Market Value
<b>POOLED INVESTMENTS:</b>	<b>2,111,378,128.65</b>	<b>98.83%</b>	<b>2,112,976,335.88</b>
<b>BOND/NOTE FUNDS INVESTED BY TREASURER</b>	<b>25,097,915.09</b>	<b>1.17%</b>	<b>25,104,431.27</b>
CIVICSD/CCDC Parking Rev 2003B	4,223,432.08	0.20%	4,224,751.66
CIVICSD/CCDC Parking Rev Bonds	581,398.60	0.03%	581,468.44
CIVICSD/CCDC 2006A	20,293,084.41	0.95%	20,298,211.17
<b>TOTAL INVESTED FUNDS:</b>	<b>2,136,476,043.74</b>	<b>100.00%</b>	<b>2,138,080,767.15</b>

POOLED INVESTMENTS AT APRIL 30, 2014 - PORTFOLIO POSITION DETAIL

TREASURY NOTES/BONDS	Issuer	Sec. Description	CUSIP	Coupon Rate	Yield to Maturity	Modified Duration	Purchase Date	Maturity Date	Current Par Value	Current Book Value	Market Value	Market Price	Price Source
US Treasury Note	US Treasury	TN-99.984-SW1-82	912828SW1	0.250	0.258	0.085	5/31/2013	5/31/2014	25,000,000.00	24,998,044.20	25,003,000.00	100.012000	SUNGD
US Treasury Note	US Treasury	TN-99.804-TF7-27	912828TF7	0.125	0.223	0.252	7/31/2013	7/31/2014	25,000,000.00	24,975,585.94	25,004,750.00	100.019000	SUNGD
US Treasury Note	US Treasury	TN-100.511-RB8-43	912828RB8	0.500	0.326	0.293	8/15/2013	8/15/2014	25,000,000.00	25,043,275.56	25,031,250.00	100.125000	SUNGD
US Treasury Note	US Treasury	TN-99.937-TU4-27	912828TU4	0.250	0.281	0.504	10/31/2013	10/31/2014	25,000,000.00	24,992,176.78	25,023,500.00	100.094000	SUNGD
US Treasury Note	US Treasury	TN-99.750-UDO-25	912828UD0	0.125	0.255	0.666	1/25/2013	12/31/2014	25,000,000.00	24,937,500.00	25,008,750.00	100.035000	SUNGD
US Treasury Note	US Treasury	TN-100.015-UT5-27	912828UT5	0.250	0.242	0.916	4/1/2013	3/31/2015	25,000,000.00	25,003,906.25	25,036,000.00	100.144000	SUNGD
US Treasury Note	US Treasury	TN-99.992-SP6-82	912828SP6	0.375	0.378	0.957	5/1/2012	4/15/2015	25,000,000.00	24,998,046.87	25,065,500.00	100.262000	SUNGD
US Treasury Note	US Treasury	TN-99.757-UY4-86	912828UY4	0.125	0.250	1.000	4/30/2014	4/30/2015	25,000,000.00	24,968,697.44	25,006,750.00	100.027000	SUNGD
US Treasury Note	US Treasury	TN-99.699-SU5-43	912828SU5	0.250	0.352	1.040	6/1/2012	5/15/2015	25,000,000.00	24,924,804.69	25,034,250.00	100.137000	SUNGD
US Treasury Note	US Treasury	TN-99.914-VD9-25	912828VD9	0.250	0.293	1.081	5/31/2013	5/31/2015	25,000,000.00	24,978,515.63	25,035,250.00	100.141000	SUNGD
US Treasury Note	US Treasury	TN-99.898-SZ4-27	912828SZ4	0.375	0.410	1.122	7/2/2012	6/15/2015	25,000,000.00	24,974,609.37	25,069,250.00	100.277000	SUNGD
US Treasury Note	US Treasury	TN-100.027-VH0-07	912828VH0	0.375	0.361	1.164	7/1/2013	6/30/2015	25,000,000.00	25,006,835.94	25,069,250.00	100.277000	SUNGD
US Treasury Note	US Treasury	TN-99.812-TD2-26	912828TD2	0.250	0.314	1.206	7/31/2012	7/15/2015	25,000,000.00	24,953,125.00	25,030,250.00	100.121000	SUNGD
US Treasury Note	US Treasury	TN-99.812-VN7-27	912828VN7	0.250	0.344	1.248	8/1/2013	7/31/2015	25,000,000.00	24,953,125.00	25,030,250.00	100.121000	SUNGD
US Treasury Note	US Treasury	TN-99.980-VU1-82	912828VU1	0.375	0.385	1.331	9/3/2013	8/31/2015	25,000,000.00	24,995,117.19	25,066,500.00	100.266000	SUNGD
US Treasury Note	US Treasury	TN-99.843-VY3-27	912828VY3	0.250	0.329	1.415	10/1/2013	9/30/2015	25,000,000.00	24,960,937.50	25,018,500.00	100.074000	SUNGD
US Treasury Note	US Treasury	TN-99.882-WB2-46	912828WB2	0.250	0.309	1.498	11/1/2013	10/31/2015	25,000,000.00	24,970,703.13	25,009,750.00	100.039000	SUNGD
US Treasury Note	US Treasury	TN-100.144-TX8-43	912828TX8	0.375	0.326	1.536	12/3/2012	11/15/2015	25,000,000.00	25,036,132.81	25,052,750.00	100.211000	SUNGD
US Treasury Note	US Treasury	TN-99.933-A26-82	912828A26	0.250	0.283	1.580	12/2/2013	11/30/2015	25,000,000.00	24,983,741.85	24,999,000.00	99.996000	SUNGD
US Treasury Note	US Treasury	TN-99.714-UC2-43	912828UC2	0.250	0.347	1.621	1/2/2013	12/15/2015	25,000,000.00	24,928,710.94	24,991,250.00	99.965000	SUNGD
US Treasury Note	US Treasury	TN-99.750-A67-48	912828A67	0.250	0.376	1.663	1/2/2014	12/31/2015	25,000,000.00	24,937,845.30	24,988,250.00	99.953000	SUNGD
US Treasury Note	US Treasury	TN-100.011-UG3-26	912828UG3	0.375	0.371	1.703	1/15/2013	1/15/2016	5,000,000.00	5,000,585.94	5,006,450.00	100.129000	SUNGD
US Treasury Note	US Treasury	TN-99.945-UG3-86	912828UG3	0.375	0.394	1.703	1/25/2013	1/15/2016	20,000,000.00	19,989,062.50	20,025,800.00	100.129000	SUNGD
US Treasury Note	US Treasury	TN-100.027-B41-46	912828B41	0.375	0.361	1.744	1/31/2014	1/31/2016	25,000,000.00	25,006,835.94	25,028,250.00	100.113000	SUNGD
US Treasury Note	US Treasury	TN-100.078-UM0-82	912828UM0	0.375	0.348	1.786	3/1/2013	2/15/2016	25,000,000.00	25,019,531.25	25,019,500.00	100.078000	SUNGD
US Treasury Note	US Treasury	TN-99.859-B82-49	912828B82	0.250	0.321	1.832	2/28/2014	2/29/2016	25,000,000.00	24,964,843.75	24,959,000.00	99.836000	SUNGD
US Treasury Note	US Treasury	TN-99.875-US7-27	912828US7	0.375	0.418	1.869	4/1/2013	3/15/2016	25,000,000.00	24,968,750.00	25,004,750.00	100.019000	SUNGD
US Treasury Note	US Treasury	TN-99.843-C40-38	912828C40	0.375	0.454	1.911	3/31/2014	3/31/2016	25,000,000.00	24,960,937.50	24,997,000.00	99.988000	SUNGD
US Treasury Note	US Treasury	TN-99.750-UW8-27	912828UW8	0.250	0.335	1.955	5/1/2013	4/15/2016	25,000,000.00	24,937,500.00	24,926,750.00	99.707000	SUNGD
US Treasury Note	US Treasury	TN-99.875-C81-25	912828C81	0.375	0.438	1.994	4/30/2014	4/30/2016	25,000,000.00	24,968,750.00	24,978,500.00	99.914000	SUNGD
US Treasury Note	US Treasury	TN-99.257-VC1-43	912828VC1	0.250	0.504	2.035	6/3/2013	5/15/2016	25,000,000.00	24,814,453.13	24,906,250.00	99.625000	SUNGD
US Treasury Note	US Treasury	TN-99.523-VG2-22	912828VG2	0.500	0.663	2.113	6/28/2013	6/15/2016	25,000,000.00	24,880,859.38	25,013,750.00	100.055000	SUNGD
US Treasury Note	US Treasury	TN-99.980-VL1-07	912828VL1	0.625	0.632	2.193	8/1/2013	7/15/2016	25,000,000.00	24,995,117.19	25,058,500.00	100.234000	SUNGD
US Treasury Note	US Treasury	TN-99.574-VR8-07	912828VR8	0.625	0.770	2.276	8/27/2013	8/15/2016	25,000,000.00	24,893,554.69	25,041,000.00	100.164000	SUNGD
US Treasury Note	US Treasury	TN-100.714-VW7-07	912828VW7	0.875	0.630	2.353	10/1/2013	9/15/2016	25,000,000.00	25,178,710.94	25,166,000.00	100.664000	SUNGD
US Treasury Note	US Treasury	TN-100.136-WA4-26	912828WA4	0.625	0.578	2.443	11/1/2013	10/15/2016	25,000,000.00	25,034,179.69	24,994,250.00	99.977000	SUNGD
US Treasury Note	US Treasury	TN-100.226-WF3-27	912828WF3	0.625	0.548	2.518	12/2/2013	11/15/2016	25,000,000.00	25,063,978.34	24,970,750.00	99.883000	SUNGD
US Treasury Note	US Treasury	TN-99.933-A59-07	912828A59	0.625	0.647	2.602	12/18/2013	12/15/2016	25,000,000.00	24,984,686.21	24,945,250.00	99.781000	SUNGD
US Treasury Note	US Treasury	TN-100.097-A91-26	912828A91	0.750	0.717	2.680	1/31/2014	1/15/2017	25,000,000.00	25,032,701.35	25,000,000.00	100.000000	SUNGD
US Treasury Note	US Treasury	TN-99.875-B74-48	912828B74	0.625	0.668	2.768	2/28/2014	2/15/2017	25,000,000.00	24,974,361.19	24,890,750.00	99.563000	SUNGD
US Treasury Note	US Treasury	TN-99.593-C32-43	912828C32	0.750	0.888	2.847	3/20/2014	3/15/2017	25,000,000.00	24,900,985.05	24,953,250.00	99.813000	SUNGD
US Treasury Note	US Treasury	TN-99.882-C73-07	912828C73	0.875	0.915	2.926	4/24/2014	4/15/2017	25,000,000.00	24,976,082.23	25,015,750.00	100.063000	SUNGD
		Total	Count 42		0.397	0.436		1.627	1,025,000,000.00	1,024,067,903.66	1,025,475,500.00	100.046390	

AGENCY NOTES/BONDS	Issuer	Sec. Description	CUSIP	Coupon Rate	Yield to Maturity	Modified Duration	Purchase Date	Maturity Date	Current Par Value	Current Book Value	Market Value	Market Price	Price Source
Agency Note	Federal Home Loan Bank	FHLB-100.018-RE3-41	313383RE3	0.180	0.146	0.208	1/2/2014	7/15/2014	20,000,000.00	20,003,600.00	20,004,400.00	100.022000	SUNGD
Agency Note	Federal Home Loan Mortgage Corporation	FHLMC-99.868-CV9-46	3137EACV9	1.000	1.042	0.326	2/27/2014	8/27/2014	25,000,000.00	24,994,801.57	25,075,500.00	100.302000	SUNGD
Agency Note	Federal Farm Credit Bank	FFCB-99.936-2X1-26	3133EC2X1	0.270	0.302	0.552	11/19/2012	11/19/2014	25,000,000.00	24,984,050.00	25,015,250.00	100.061000	SUNGD
Agency Note	Federal Home Loan Bank	FHLB-OT0914-100.00-FW5-38	3130A0FW5	0.200	0.200	0.666	12/19/2013	12/30/2014	20,000,000.00	20,000,000.00	19,997,800.00	99.989000	SUNGD
Agency Note	Federal Home Loan Bank	FHLB-99.988-DM7-38	3130A1DM7	0.150	0.162	0.866	3/13/2014	3/12/2015	25,000,000.00	24,997,000.00	25,005,750.00	100.023000	SUNGD
Agency Note	Federal Home Loan Bank	FHLB-OT0914-100.00-HR2-38	3130A1HR2	0.200	0.200	0.983	3/26/2014	4/24/2015	25,000,000.00	25,000,000.00	25,007,250.00	100.029000	SUNGD
Agency Note	Federal Farm Credit Bank	FFCB-99.692-RQ3-07	3133EARQ3	0.500	0.601	1.143	5/23/2012	6/23/2015	15,000,000.00	14,953,800.00	15,047,700.00	100.318000	SUNGD

POOLED INVESTMENTS AT APRIL 30, 2014 - PORTFOLIO POSITION DETAIL

Agency Note	Federal Farm Credit Bank	FFCB-99.945-HV9-49	3133ECHV9	0.350	0.373	1.247	3/15/2013	7/30/2015	10,000,000.00	9,994,500.00	10,012,100.00	100.121000	SUNGD
Agency Note	Federal Home Loan Mortgage Corporation	FHLMC-OT0115-100.00-4B3-46	3134G34B3	0.500	0.500	1.737	1/28/2013	1/28/2016	10,000,000.00	10,000,000.00	10,004,500.00	100.045000	SUNGD
Agency Note	Federal Home Loan Bank	FHLB-99.805-SD3-38	3130A0SD3	0.375	0.470	1.797	1/24/2014	2/19/2016	25,000,000.00	24,951,250.00	24,992,750.00	99.971000	SUNGD
Agency Note	Federal National Mortgage Association	FNMA-QC1013-100.00-XB4-82	3135G0XB4	0.500	0.500	1.990	4/29/2013	4/29/2016	10,000,000.00	10,000,000.00	9,998,500.00	99.985000	SUNGD
Agency Note	Federal Home Loan Mortgage Corporation	FHLMC-99.994-D09-46	3137EAD09	0.500	0.502	2.024	3/7/2013	5/13/2016	20,000,000.00	19,998,800.00	20,021,200.00	100.106000	SUNGD
Agency Note	Intl Bank of Reconstruction & Development	IBRD-99.951-DM2-05	459058DM2	0.500	0.522	2.032	2/20/2014	5/16/2016	20,000,000.00	19,990,200.00	19,996,800.00	99.984000	SUNGD
Agency Note	Federal National Mortgage Association	FNMA-99.679-YE7-07	3135G0YE7	0.625	0.730	2.307	7/19/2013	8/26/2016	25,000,000.00	24,919,750.00	24,984,500.00	99.938000	SUNGD
Agency Note	Federal Home Loan Mortgage Corporation	FHLMC-QC0413-100.00-P38-43	3134G3P38	0.750	0.750	2.412	10/24/2012	10/5/2016	10,000,000.00	10,000,000.00	9,997,800.00	99.978000	SUNGD
Agency Note	Federal National Mortgage Association	FNMA-99.651-ZB2-43	3135G0ZB2	0.750	0.864	2.944	3/10/2014	4/20/2017	10,000,000.00	9,965,100.00	9,948,300.00	99.483000	SUNGD
Agency Note	Federal Home Loan Mortgage Corporation	FHLMC-QC0714-100.00-4G7-48	3134G54G7	1.000	1.000	2.958	4/30/2014	4/28/2017	10,000,000.00	10,000,000.00	10,006,200.00	100.062000	SUNGD
Agency Note	Federal Home Loan Bank	FHLB-99.807-NN4-82	3130A1NN4	0.875	0.938	3.021	4/11/2014	5/24/2017	15,000,000.00	14,971,050.00	14,977,800.00	99.852000	SUNGD
Agency Note	Federal National Mortgage Association	FNMA-MC0413-100.00-QL0-27	3135G0QL0	1.000	1.000	3.432	10/24/2012	10/24/2017	10,000,000.00	10,000,000.00	9,898,500.00	98.985000	SUNGD
Agency Note	Federal National Mortgage Association	FNMA-ST1213-100.00-7A3-48	3136G07A3	0.700	0.700	3.571	12/13/2012	12/13/2017	10,000,000.00	10,000,000.00	9,962,300.00	99.623000	SUNGD
Agency Note	Federal National Mortgage Association	FNMA-QC0613-100.00-TD5-82	3135G0TD5	1.000	1.000	3.592	12/31/2012	12/28/2017	10,000,000.00	10,000,000.00	9,878,200.00	98.782000	SUNGD
Agency Note	Federal Home Loan Bank	FHLB-MC0613-99.990-6L0-82	3133836L0	1.200	1.202	3.961	5/28/2013	5/24/2018	10,000,000.00	9,999,000.00	9,838,300.00	98.383000	SUNGD
Total				Count 22		0.531	0.561	1.695		360,000,000.00	359,722,901.57	359,671,400.00	99.908722

AGENCY DISCOUNT NOTES	Issuer	Sec. Description	CUSIP	Coupon Rate	Yield to Maturity	Modified Duration	Purchase Date	Maturity Date	Current Par Value	Current Book Value	Market Value	Market Price	Price Source
Agency Discount Note	Federal Home Loan Mortgage Corporation	FHLMC-DN-99.931-YU9-27	313397YU9	0.130	0.130	0.170	12/23/2013	7/1/2014	20,000,000.00	19,986,277.78	19,998,600.00	99.993000	SUNGD
Agency Discount Note	Intl Bank of Reconstruction & Development	IBRD-DN-99.921-YW8-07	459053YW8	0.140	0.140	0.175	12/13/2013	7/3/2014	15,000,000.00	14,988,216.67	14,998,950.00	99.993000	SUNGD
Agency Discount Note	Intl Bank of Reconstruction & Development	IBRD-DN-99.943-YW8-07	459053YW8	0.115	0.115	0.175	1/7/2014	7/3/2014	5,000,000.00	4,997,172.92	4,999,650.00	99.993000	SUNGD
Agency Discount Note	Federal Home Loan Mortgage Corporation	FHLMC-DN-99.895-F55-07	313397F55	0.130	0.130	0.370	11/27/2013	9/12/2014	25,000,000.00	24,973,909.72	24,995,250.00	99.981000	SUNGD
Agency Discount Note	Federal National Mortgage Association	FNMA-DN-99.933-J95-38	313589J95	0.100	0.100	0.446	2/12/2014	10/10/2014	15,000,000.00	14,990,000.00	14,996,550.00	99.977000	SUNGD
Total				Count 5		0.125	0.125	0.285		80,000,000.00	79,935,577.09	79,989,000.00	99.986250

LOCAL AGENCY INVESTMENT FUND	Issuer	Sec. Description	CUSIP	Coupon Rate	Yield to Maturity	Modified Duration	Purchase Date	Maturity Date	Current Par Value	Current Book Value	Market Value	Market Price	Price Source
Local Agency Investment Fund	California State Pool	LOCAL AGENCY INVESTMENT FUND		0.230	0.230	0.003	3/31/2003	5/1/2014	49,760,807.76	49,760,807.76	49,760,807.76	100.000000	BOOK
Total				Count 1		0.230	0.230	0.003		49,760,807.76	49,760,807.76	49,760,807.76	100.000000

MUNICIPAL BOND	Issuer	Sec. Description	CUSIP	Coupon Rate	Yield to Maturity	Modified Duration	Purchase Date	Maturity Date	Current Par Value	Current Book Value	Market Value	Market Price	Price Source
Municipal Bond	California St Revenue Anticipation Notes Series A-2	MUNI-CAS-101.476-EB2-26	13063CEB2	2.000	0.230	0.148	8/22/2013	6/23/2014	10,000,000.00	10,147,600.00	10,028,000.00	100.280000	USERP
Total				Count 1		2.000	0.230	0.148		10,000,000.00	10,147,600.00	10,028,000.00	100.280000

ASSET BACKED SECURITIES	Issuer	Sec. Description	CUSIP	Coupon Rate	Yield to Maturity	Modified Duration	Purchase Date	Maturity Date	Current Par Value	Current Book Value	Market Value	Market Price	Price Source
Asset Backed Security	Honda Auto Receivables Owners Trust	ABS-HAROT-99.992-AB6-27	43813CAB6	0.400	0.405	0.511	10/18/2012	4/20/2015	935,555.87	935,043.47	935,043.47	99.945230	BOOK
Asset Backed Security	Chase Issuance Trust	ABS-CHAIT-100.00-FJ8-27	161571FJ8	0.790	0.790	0.582	6/18/2012	6/15/2015	10,000,000.00	10,000,000.00	10,042,500.00	100.425000	USERP
Asset Backed Security	Honda Auto Receivables Owners Trust	ABS-HAROT-99.991-AB1-26	43814EAB1	0.370	0.377	0.752	4/24/2013	10/17/2015	6,862,150.23	6,861,305.23	6,861,305.23	99.987686	BOOK
Asset Backed Security	Volkswagen Auto Loan Enhanced Trust	ABS-VALET-99.993-AB6-07	92867MAB6	0.370	0.374	0.888	2/27/2013	1/20/2016	7,057,133.32	7,056,283.12	7,056,283.12	99.987953	BOOK
Asset Backed Security	BMW Vehicle Owners Trust	ABS-BMWOT-99.996-AB4-26	05578XAB4	0.410	0.413	0.943	11/6/2013	2/25/2016	5,000,000.00	4,999,820.50	4,999,820.50	99.996410	BOOK
Asset Backed Security	Honda Auto Receivables Owners Trust	ABS-HAROT-99.994-AB8-43	43814FAB8	0.450	0.455	1.007	10/30/2013	4/18/2016	6,500,000.00	6,499,610.00	6,499,610.00	99.994000	BOOK
Asset Backed Security	Toyota Auto Rec. Owners Trust	ABS-TAOT-99.999-AB1-43	89231MAB1	0.410	0.411	1.165	3/19/2014	8/15/2016	15,000,000.00	14,999,904.00	14,999,904.00	99.999360	BOOK
Asset Backed Security	Honda Auto Receivables Owners Trust	ABS-HAROT-99.992-AB1-27	43813JAB1	0.410	0.416	1.181	2/27/2014	8/22/2016	8,000,000.00	7,999,395.20	7,999,395.20	99.992440	BOOK
Asset Backed Security	Volkswagen Auto Loan Enhanced Trust	ABS-VALET-99.998-AB5-27	92867RAB5	0.420	0.421	1.496	4/30/2014	3/20/2017	13,000,000.00	12,999,768.60	12,999,768.60	99.998220	BOOK
Asset Backed Security	Chase Issuance Trust	ABS-CHAIT-100.00-FM1-27	161571FM1	0.282	0.282	1.664	9/13/2012	8/15/2017	10,000,000.00	10,000,000.00	10,000,000.00	100.000000	BOOK
Asset Backed Security	Harley-Davidson Motorcycle Trust	ABS-HDMOT-99.993-AB4-43	41284AAB4	0.490	0.493	1.995	4/16/2014	4/15/2018	5,000,000.00	4,999,661.50	4,999,661.50	99.993230	BOOK
Asset Backed Security	Chase Issuance Trust	ABS-CHAIT-99.981-GJ7-27	161571GJ7	1.150	1.157	2.352	1/27/2014	1/15/2019	5,000,000.00	4,999,095.50	5,008,750.00	100.175000	USERP
Total				Count 12		0.480	0.483	1.231		92,354,839.42	92,349,887.12	92,402,041.62	100.051110

REPURCHASE AGREEMENT	Issuer	Sec. Description	CUSIP	Coupon Rate	Yield to Maturity	Modified Duration	Purchase Date	Maturity Date	Current Par Value	Current Book Value	Market Value	Market Price	Price Source
Repurchase Agreement	Overnight Repo	REPURCHASE AGREEMENT		0.040	0.040	0.003	4/30/2014	5/1/2014	14,800,000.00	14,800,000.00	14,800,000.00	100.000000	BOOK
Total				Count 1		0.040	0.040	0.003		14,800,000.00	14,800,000.00	14,800,000.00	100.000000

POOLED INVESTMENTS AT APRIL 30, 2014 - PORTFOLIO POSITION DETAIL

COMMERCIAL PAPER	Issuer	Sec. Description	CUSIP	Coupon Rate	Yield to Maturity	Modified Duration	Purchase Date	Maturity Date	Current Par Value	Current Book Value	Market Value	Market Price	Price Source
Commercial Paper	Toyota Motor Credit Corp.	CP-TOYCC-99.823-E91-24	89233HE91	0.250	0.250	0.025	8/28/2013	5/9/2014	25,000,000.00	24,955,902.78	24,999,277.78	99.997111	SUNGD
Commercial Paper	Coca-Cola Co.	CP-KOPP-99.876-EPO-05	19121BEPO	0.190	0.190	0.063	10/1/2013	5/23/2014	25,000,000.00	24,969,125.00	24,998,013.89	99.992056	SUNGD
Commercial Paper	Bank of Nova Scotia	CP-BNS-99.817-F62-43	06416KF62	0.245	0.245	0.101	9/11/2013	6/6/2014	25,000,000.00	24,954,402.78	24,996,750.00	99.987000	SUNGD
Commercial Paper	General Electric Capital Corp.	CP-GECC-99.895-FL2-23	36959JFL2	0.190	0.190	0.140	12/4/2013	6/20/2014	25,000,000.00	24,973,875.00	24,995,486.11	99.981944	SUNGD
Commercial Paper	Wells Fargo & Co	CP-WFCNEW-99.882-FW5-86	9497F1FW5	0.210	0.210	0.167	12/11/2013	6/30/2014	25,000,000.00	24,970,687.50	24,992,916.67	99.971667	SUNGD
Commercial Paper	BNP Paribas Finance Inc.	CP-PARFIN-99.814-G15-46	0556N1G15	0.330	0.331	0.170	12/11/2013	7/1/2014	25,000,000.00	24,953,708.33	24,992,798.61	99.971194	SUNGD
Commercial Paper	Nestle Capital Corp.	CP-NESCPP-99.935-G14-26	64105HG14	0.140	0.140	0.170	1/17/2014	7/1/2014	25,000,000.00	24,983,958.33	24,992,798.61	99.971194	SUNGD
Commercial Paper	General Electric Capital Corp.	CP-GECC-99.901-KO5-23	36959JKO5	0.180	0.180	0.485	4/9/2014	10/24/2014	25,000,000.00	24,975,250.00	24,970,666.67	99.882667	SUNGD
Commercial Paper	Toyota Motor Credit Corp.	CP-TOYCC-99.882-L77-24	89233HL77	0.200	0.200	0.523	4/9/2014	11/7/2014	25,000,000.00	24,970,555.56	24,960,416.67	99.841667	SUNGD
		Total	Count 9		0.215	0.215	0.205		225,000,000.00	224,707,465.28	224,899,125.01	99.955167	
NEGOTIABLE CD	Issuer	Sec. Description	CUSIP	Coupon Rate	Yield to Maturity	Modified Duration	Purchase Date	Maturity Date	Current Par Value	Current Book Value	Market Value	Market Price	Price Source
Negotiable CD	UBS AG Stamford Brh	CD-UBSNT-100.00-VD8-43	90267RVD8	0.230	0.230	0.156	12/12/2013	6/26/2014	25,000,000.00	25,000,000.00	25,006,726.42	100.026906	SUNGD
Negotiable CD	Svenska Handelsbanken NY	CD-SVSNY-100.002-4K7-05	86958C4K7	0.190	0.185	0.167	1/31/2014	6/30/2014	25,000,000.00	25,000,520.43	25,005,505.19	100.022021	SUNGD
Negotiable CD	Swedbank NY	CD-SWEDBK-100.00-EB4-07	87019TEB4	0.190	0.190	0.170	12/11/2013	7/1/2014	25,000,000.00	25,000,000.00	25,005,594.74	100.022379	SUNGD
Negotiable CD	Skandi Enskilda Bank NY	CD-SEBNY-100.00-UJ3-41	83051HUJ3	0.240	0.240	0.170	1/16/2014	7/1/2014	25,000,000.00	25,000,000.00	25,007,747.41	100.030990	SUNGD
Negotiable CD	Rabobank NY	CD-RABONY-100.00-KZ6-41	21684BKZ6	0.240	0.240	0.715	4/4/2014	1/16/2015	25,000,000.00	25,000,000.00	25,001,802.27	100.007209	SUNGD
Negotiable CD	Toronto Dominion Bank NY	CD-TDNY-100.00-X66-07	89112TX66	0.220	0.220	0.830	2/28/2014	2/27/2015	25,000,000.00	25,000,000.00	24,974,795.46	99.899182	SUNGD
		Total	Count 6		0.218	0.217	0.368		150,000,000.00	150,000,520.43	150,002,171.49	100.001448	
CORPORATE MTN/BONDS	Issuer	Sec. Description	CUSIP	Coupon Rate	Yield to Maturity	Modified Duration	Purchase Date	Maturity Date	Current Par Value	Current Book Value	Market Value	Market Price	Price Source
Medium Term Note	Colgate-Palmolive Company	MTN-CL-99.854-DT4-82	19416QDT4	1.250	1.299	0.003	11/1/2013	5/1/2014	4,000,000.00	3,999,032.90	4,000,000.00	100.000000	SUNGD
Medium Term Note	Johnson & Johnson	MTN-JNJ-99.883-AX2-27	478160AX2	1.200	1.239	0.041	11/15/2013	5/15/2014	10,000,000.00	9,998,058.94	10,003,400.00	100.034000	SUNGD
Medium Term Note	Google Inc.	MTN-GOOG-99.977-AA0-43	38259PAA0	1.250	1.258	0.052	11/19/2013	5/19/2014	7,000,000.00	6,999,734.11	7,003,010.00	100.043000	SUNGD
Medium Term Note	Procter & Gamble Co.	MTN-PG-99.589-DU0-82	742718DU0	0.700	0.839	0.293	8/15/2011	8/15/2014	7,000,000.00	6,971,230.00	7,010,920.00	100.156000	SUNGD
Medium Term Note	John Deere Capital Corporation	FRN-DE-100.00-RX9-05	24422ERX9	0.330	0.330	0.439	10/12/2012	10/8/2014	5,000,000.00	5,000,000.00	5,003,400.00	100.068000	SUNGD
Medium Term Note	International Business Machines Corp.	MTN-IBM-100.980-GZ8-46	459200GZ8	0.875	0.430	0.504	4/30/2014	10/31/2014	5,000,000.00	5,011,089.79	5,014,950.00	100.299000	SUNGD
Medium Term Note	Wells Fargo Bank NA	MTN-WFC-99.965-5F7-86	94985H5F7	0.750	0.768	1.217	7/29/2013	7/20/2015	10,000,000.00	9,996,500.00	10,033,900.00	100.339000	SUNGD
Medium Term Note	PepsiCo Inc.	FRN-PEP-100.00-CH9-05	713448CH9	0.425	0.425	1.247	7/30/2013	7/30/2015	5,000,000.00	5,000,000.00	5,010,400.00	100.208000	SUNGD
Medium Term Note	General Electric Capital Corp.	FRN-GE-100.00-7E8-43	36962G7E8	0.457	0.457	1.699	1/14/2014	1/14/2016	5,000,000.00	5,000,000.00	5,004,350.00	100.087000	SUNGD
Medium Term Note	John Deere Capital Corp.	MTN-DE-99.894-RZ4-27	24422ERZ4	0.750	0.786	1.717	1/23/2013	1/22/2016	3,000,000.00	2,996,820.00	3,015,960.00	100.532000	SUNGD
Medium Term Note	JP Morgan Chase & Co.	MTN-JPM-99.879-JU4-27	46623EJU4	1.125	1.166	1.805	2/26/2013	2/26/2016	5,000,000.00	4,993,950.00	5,020,300.00	100.406000	SUNGD
Medium Term Note	Johnson & Johnson	FRN-JNJ-100.00-BE3-27	478160BE3	0.303	0.303	2.567	12/5/2013	11/28/2016	5,000,000.00	5,000,000.00	5,005,150.00	100.103000	SUNGD
Medium Term Note	US Bank N.A.	FRN-USB-100.00-MD2-07	90331HMD2	0.455	0.455	2.734	1/30/2014	1/30/2017	15,000,000.00	15,000,000.00	15,051,600.00	100.344000	SUNGD
Medium Term Note	International Business Machines Corp.	MTN-IBM-99.542-HK0-41	459200HK0	1.250	1.345	3.686	2/8/2013	2/8/2018	5,000,000.00	4,977,100.00	4,950,700.00	99.014000	SUNGD
Medium Term Note	Texas Instruments Inc.	MTN-TXN-99.070-AV6-27	882508AV6	1.000	1.193	3.915	5/8/2013	5/1/2018	5,000,000.00	4,953,500.00	4,882,500.00	97.650000	SUNGD
Medium Term Note	Merck & Co Inc.	MTN-MRK-99.769-AGO-27	58933YAGO	1.300	1.348	3.936	5/20/2013	5/18/2018	5,000,000.00	4,988,450.00	4,916,400.00	98.328000	SUNGD
Medium Term Note	Cisco Systems Inc.	FRN-CSCO-100.00-AQ5-82	17275RAQ5	0.736	0.736	4.750	3/3/2014	3/1/2019	5,000,000.00	5,000,000.00	5,021,350.00	100.427000	SUNGD
		Total	Count 17		0.813	0.828	1.734		106,000,000.00	105,885,465.74	105,948,290.00	99.951217	
									Grand Total	2,112,915,647.18	2,111,378,128.65	2,112,976,335.88	



## GLOSSARY OF INVESTMENT TERMS

**ASSET BACKED SECURITIES:** Securities, such as bonds or notes, collateralized by receivables such as credit card or auto loans.

**BOOK VALUE:** The original cost of the investment, plus accrued interest and amortization of any premium or discount.

**CERTIFICATE OF DEPOSIT (CD or NCD):** A deposit of funds at a bank for a specified period of time that earns interest at a specified rate. Commonly known as "CDs" or "negotiable CDs."

**COUPON:** The annual rate at which a bond pays interest.

**CUSIP:** The number identifying all stocks and registered bonds, using the Committee on Uniform Securities Identification Procedures (CUSIP).

**DURATION:** The weighted average time to maturity of a bond where the weights are the present values of future cash flows. Duration measures the price sensitivity of a bond to changes in interest rates.

**LOCAL AGENCY INVESTMENT FUND (LAIF):** An investment pool sponsored by the State of California and administered/managed by the State Treasurer's Office. Local government units, with consent of the local governing body of that agency, may voluntarily deposit surplus funds for the purpose of investment.

**MARKET VALUE:** The price at which a security is trading and could presumably be purchased or sold.

**MATURITY:** The date upon which the principal or stated value of an investment becomes due and payable.

**PAR VALUE:** The amount of principal which must be paid at maturity. Also referred to as the face amount of a bond, normally quoted in \$1,000 increments per bond.

**REPURCHASE AGREEMENT (RP OR REPO):** The purchase of securities, on a temporary basis, with the seller's simultaneous agreement to repurchase the securities at a later date at a specified price that includes interest for the buyer's holding period. In essence, this is a collateralized investment whereby the security "buyer" lends the "seller" money for the period of the agreement.

**U. S. GOVERNMENT AGENCY SECURITIES:** Debt securities issued by U. S. Government sponsored enterprises and federally related institutions. These government agencies include: Federal Home Loan Banks (FHLB); Federal Home Loan Mortgage Corporation (FHLMC, or "Freddie Mac"); Federal National Mortgage Association (FNMA, or "Fannie Mae"); Federal Farm Credit Banks (FFCB); and Tennessee Valley Authority (TVA).

**U.S. TREASURY SECURITIES:** Securities issued by the U. S. Treasury and backed by the full faith and credit of the United States. Treasuries are considered to have no credit risk, and are the benchmark for interest rates on all other securities in the U.S. and overseas. The Treasury issues both discounted securities and fixed coupon notes and bonds.

**WEIGHTED AVERAGE DAYS TO MATURITY:** The weighted average of the remaining term to maturity of all of the assets in an investment pool or securities portfolio, as expressed in days.

**YIELD:** The rate of annual income return on an investment, expressed as a percentage.

(a) **EARNED INCOME YIELD** is the annual income from an investment divided by the current market value.

(b) **YIELD TO MATURITY** is the rate of return earned on an investment considering all cash flows and timing factors: interest earnings, discounts, and premiums above par.

For additional glossary terms, previous Investment Reports, and City Investment Policy, please visit the Office of the City Treasurer's website at: <http://www.sandiego.gov/treasurer/investments/>