

POOLED INVESTMENTS AT OCTOBER 31, 2014 - SUMMARY & STATISTICS

City of San Diego  
Office of the City Treasurer



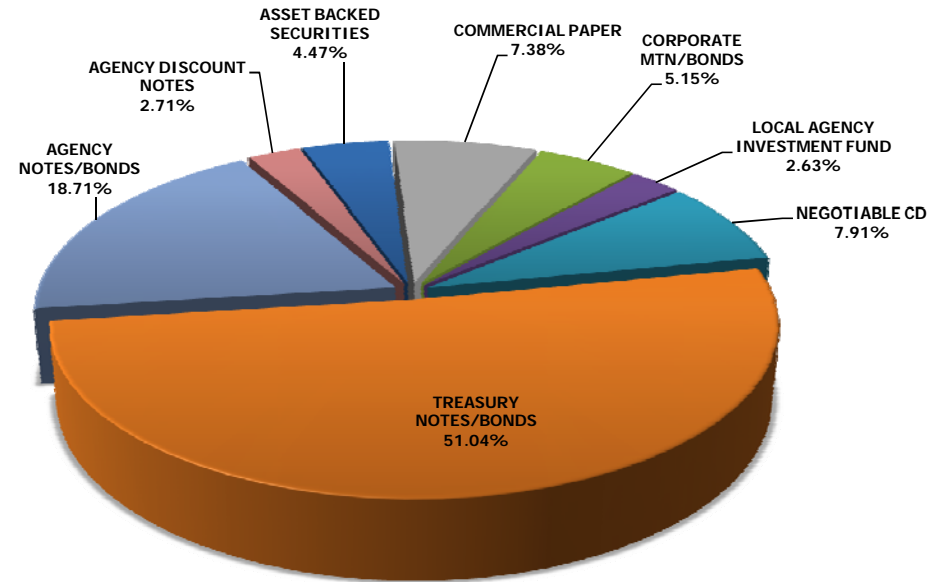
**ASSET ALLOCATION**

Assets (000's)	Current Par Value	Current Book Value	Market Value	Mkt/Book	Yield to Maturity
ASSET BACKED SECURITIES	84,908	84,903	84,925	100.03%	0.51%
COMMERCIAL PAPER	140,000	139,892	139,941	100.04%	0.16%
CORPORATE MTN/BONDS	98,000	97,703	97,699	100.00%	0.85%
LOCAL AGENCY INVESTMENT FUND	49,819	49,819	49,819	100.00%	0.24%
NEGOTIABLE CD	150,000	150,002	150,043	100.03%	0.22%
TREASURY NOTES/BONDS	969,000	968,104	970,449	100.24%	0.54%
AGENCY NOTES/BONDS	355,000	354,817	354,859	100.01%	0.47%
AGENCY DISCOUNT NOTES	51,500	51,457	51,480	100.04%	0.10%
<b>Totals (000's):</b>	<b>1,898,226</b>	<b>1,896,695</b>	<b>1,899,215</b>	<b>100.13%</b>	<b>0.47%</b>

**Portfolio Breakdown & Statistics**

	Liquidity	Core
Portfolio Size	\$626,091,973	\$1,270,603,180
% of total pool	33.01%	66.99%
Portfolio Duration*	0.35	1.58
Index Duration*	0.37	1.90
% of index	95.44%	83.20%
Weighted Average Days to Maturity	129	679
Earned Income Yield	0.223%	1.039%

\* Macaulay's Duration for fund 9997 and Effective Duration for fund 9998.



Pooled Portfolio Composition by Book Value

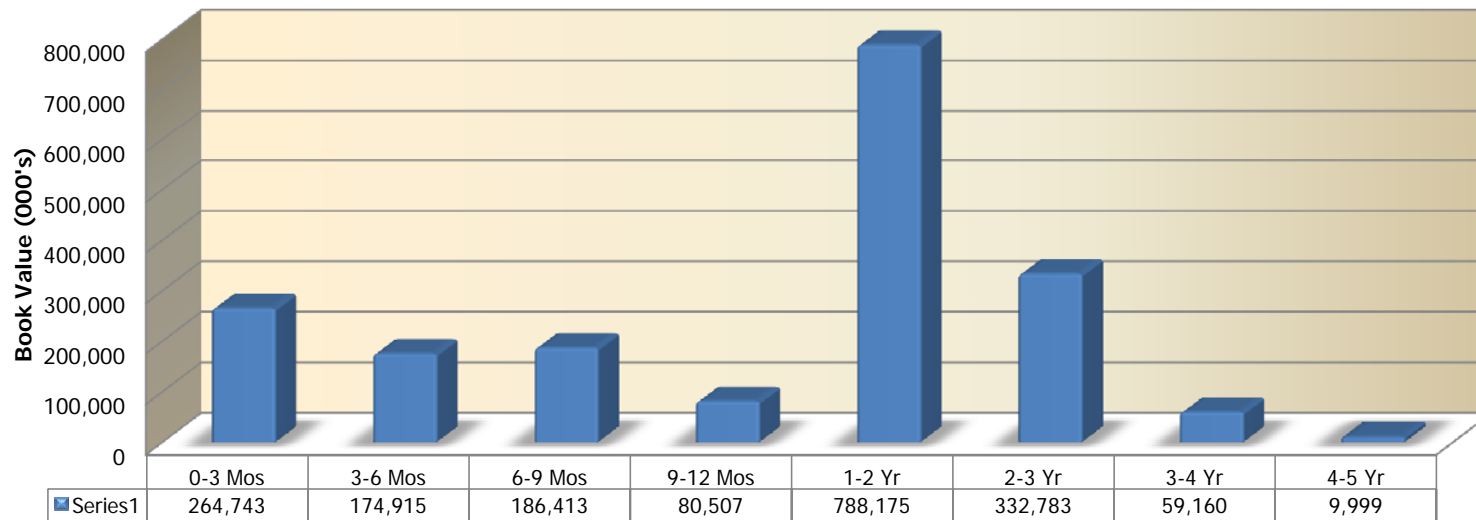
POOLED INVESTMENTS AT OCTOBER 31, 2014 - MATURITY DISTRIBUTION

City of San Diego  
Office of the City Treasurer



<b>MATURITY DISTRIBUTION</b>									
<b>Current Book Value (000's)</b>	<b>0-3 Mos</b>	<b>3-6 Mos</b>	<b>6-9 Mos</b>	<b>9-12 Mos</b>	<b>1-2 Yr</b>	<b>2-3 Yr</b>	<b>3-4 Yr</b>	<b>4-5 Yr</b>	<b>Totals (000's)</b>
ASSET BACKED SECURITIES			10,000	1,557	30,939	32,999	4,408	4,999	84,903
COMMERCIAL PAPER	89,944	49,947							139,892
CORPORATE MTN/BONDS			14,997		22,991	29,963	24,753	5,000	97,703
LOCAL AGENCY INVESTMENT FUND	49,819								49,819
NEGOTIABLE CD	75,000	75,002							150,002
TREASURY NOTES/BONDS	24,984	24,969	34,985	33,957	599,389	249,822			968,104
AGENCY NOTES/BONDS	24,996	24,997	74,975	44,994	134,856	20,000	29,999		354,817
AGENCY DISCOUNT NOTES			51,457						51,457
<b>Totals (000's):</b>	<b>264,743</b>	<b>174,915</b>	<b>186,413</b>	<b>80,507</b>	<b>788,175</b>	<b>332,783</b>	<b>59,160</b>	<b>9,999</b>	<b>1,896,695</b>
<b>% of Portfolio</b>	<b>13.96%</b>	<b>9.22%</b>	<b>9.83%</b>	<b>4.24%</b>	<b>41.56%</b>	<b>17.55%</b>	<b>3.12%</b>	<b>0.53%</b>	<b>100.00%</b>

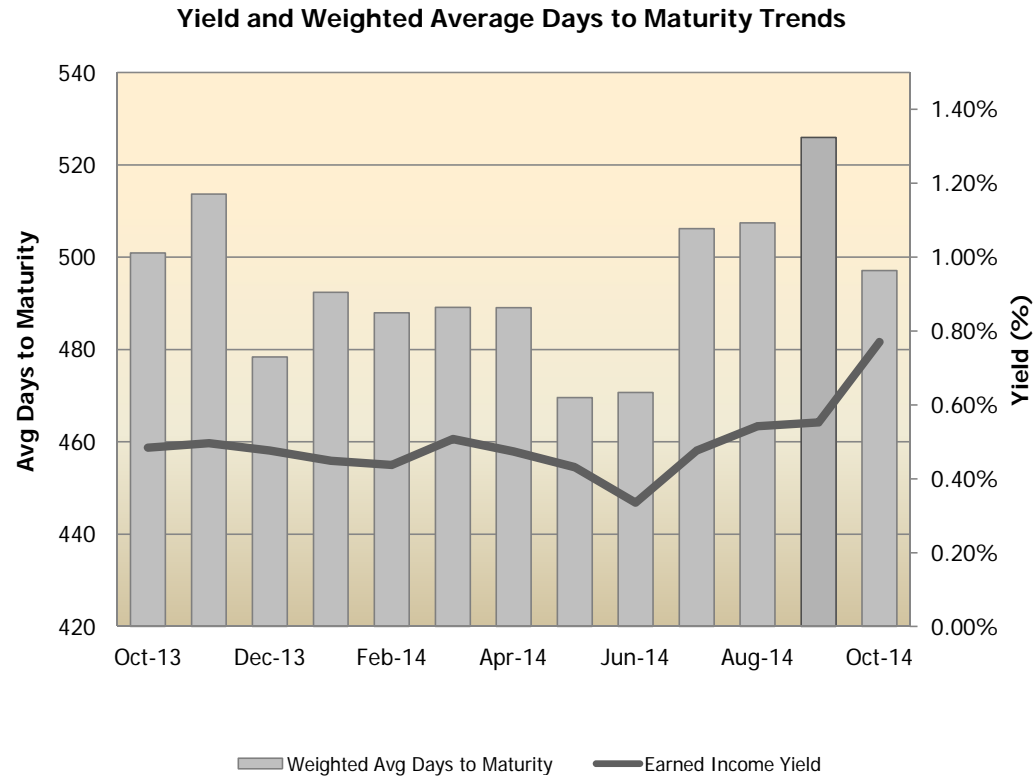
Maturity Distribution  
October 31, 2014





**PORTFOLIO - EARNED INCOME YIELD**

Month	Earned Income Yield	Weighted Avg Days to Maturity
Oct-13	0.48%	500.89
Nov-13	0.50%	513.65
Dec-13	0.48%	478.38
Jan-14	0.45%	492.38
Feb-14	0.44%	487.98
Mar-14	0.51%	489.14
Apr-14	0.47%	489.05
May-14	0.43%	469.57
Jun-14	0.34%	470.71
Jul-14	0.48%	506.15
Aug-14	0.54%	507.45
Sep-14	0.55%	525.96
Oct-14	0.77%	497.09



INVESTMENTS AT OCTOBER 31, 2014 - SUMMARY BY FUND TYPE

City of San Diego  
Office of the City Treasurer



**INVESTMENT STATUS SUMMARY BY FUND TYPE**

Category	Cost of Invest Held	% of Total	Market Value
<b>POOLED INVESTMENTS:</b>	<b>1,896,695,153.01</b>	<b>98.74%</b>	<b>1,899,215,223.70</b>
<b>BOND/NOTE FUNDS INVESTED BY TREASURER</b>	<b>24,109,712.62</b>	<b>1.26%</b>	<b>24,122,080.06</b>
CIVICSD/CCDC Parking Rev 2003B	4,223,867.49	0.22%	4,225,199.73
CIVICSD/CCDC Parking Rev Bonds	581,854.18	0.03%	581,907.53
CIVICSD/CCDC 2006A	19,303,990.95	1.01%	19,314,972.80
<b>TOTAL INVESTED FUNDS:</b>	<b>1,920,804,865.63</b>	<b>100.00%</b>	<b>1,923,337,303.76</b>

POOLED INVESTMENTS AT OCTOBER 31, 2014 - PORTFOLIO POSITION DETAIL

TREASURY NOTES/BONDS	Issuer	Sec. Description	CUSIP	Coupon Rate	Yield to Maturity	Modified Duration	Purchase Date	Maturity Date	Current Par Value	Current Book Value	Market Value	Market Price	Price Source
US Treasury Note	US Treasury	TN-99.750-UDO-25	912828UD0	0.125	0.256	0.167	6/30/2014	12/31/2014	25,000,000.00	24,983,687.94	25,000,000.00	100.000000	SUNGD
US Treasury Note	US Treasury	TN-99.757-UY4-86	912828UY4	0.125	0.250	0.496	4/30/2014	4/30/2015	25,000,000.00	24,968,697.44	25,002,000.00	100.008000	SUNGD
US Treasury Note	US Treasury	TN-100.027-VHO-07	912828VH0	0.375	0.361	0.666	6/30/2014	6/30/2015	25,000,000.00	25,003,422.66	25,041,000.00	100.164000	SUNGD
US Treasury Note	US Treasury	TN-99.812-VN7-27	912828VN7	0.250	0.344	0.749	8/1/2013	7/31/2015	10,000,000.00	9,981,250.00	10,009,400.00	100.094000	SUNGD
US Treasury Note	US Treasury	TN-99.843-VY3-27	912828VY3	0.250	0.329	0.916	10/1/2013	9/30/2015	9,000,000.00	8,985,937.50	9,009,810.00	100.109000	SUNGD
US Treasury Note	US Treasury	TN-99.882-WB2-46	912828WB2	0.250	0.309	0.999	11/1/2013	10/31/2015	25,000,000.00	24,970,703.13	25,025,500.00	100.102000	SUNGD
US Treasury Note	US Treasury	TN-100.144-TX8-43	912828TX8	0.375	0.326	1.036	12/3/2012	11/15/2015	25,000,000.00	25,036,132.81	25,052,750.00	100.211000	SUNGD
US Treasury Note	US Treasury	TN-99.933-A26-82	912828A26	0.250	0.283	1.081	12/2/2013	11/30/2015	25,000,000.00	24,983,398.44	25,021,500.00	100.086000	SUNGD
US Treasury Note	US Treasury	TN-99.714-UC2-43	912828UC2	0.250	0.347	1.120	1/2/2013	12/15/2015	25,000,000.00	24,928,710.94	25,019,500.00	100.078000	SUNGD
US Treasury Note	US Treasury	TN-99.750-A67-48	912828A67	0.250	0.376	1.165	1/2/2014	12/31/2015	25,000,000.00	24,937,500.00	25,019,500.00	100.078000	SUNGD
US Treasury Note	US Treasury	TN-100.011-UG3-26	912828UG3	0.375	0.371	1.203	1/15/2013	1/15/2016	5,000,000.00	5,000,585.94	5,009,000.00	100.180000	SUNGD
US Treasury Note	US Treasury	TN-99.945-UG3-86	912828UG3	0.375	0.394	1.203	1/25/2013	1/15/2016	20,000,000.00	19,989,062.50	20,036,000.00	100.180000	SUNGD
US Treasury Note	US Treasury	TN-100.027-B41-46	912828B41	0.375	0.361	1.247	1/31/2014	1/31/2016	25,000,000.00	25,006,835.94	25,048,750.00	100.195000	SUNGD
US Treasury Note	US Treasury	TN-100.078-UM0-82	912828UM0	0.375	0.348	1.286	3/1/2013	2/15/2016	25,000,000.00	25,019,531.25	25,047,000.00	100.188000	SUNGD
US Treasury Note	US Treasury	TN-99.859-B82-49	912828B82	0.250	0.321	1.331	2/28/2014	2/29/2016	25,000,000.00	24,964,843.75	25,005,750.00	100.023000	SUNGD
US Treasury Note	US Treasury	TN-99.875-U57-27	912828U57	0.375	0.418	1.369	4/1/2013	3/15/2016	25,000,000.00	24,968,750.00	25,035,250.00	100.141000	SUNGD
US Treasury Note	US Treasury	TN-99.843-C40-38	912828C40	0.375	0.454	1.414	3/31/2014	3/31/2016	25,000,000.00	24,960,937.50	25,029,250.00	100.117000	SUNGD
US Treasury Note	US Treasury	TN-99.750-UW8-27	912828UW8	0.250	0.335	1.454	5/1/2013	4/15/2016	25,000,000.00	24,937,500.00	24,982,500.00	99.930000	SUNGD
US Treasury Note	US Treasury	TN-99.875-C81-25	912828C81	0.375	0.438	1.497	4/30/2014	4/30/2016	25,000,000.00	24,968,750.00	25,021,500.00	100.086000	SUNGD
US Treasury Note	US Treasury	TN-99.257-VC1-43	912828VC1	0.250	0.504	1.535	6/3/2013	5/15/2016	25,000,000.00	24,814,453.13	24,964,750.00	99.859000	SUNGD
US Treasury Note	US Treasury	TN-100.00-WM8-49	912828WM8	0.375	0.375	1.578	6/2/2014	5/31/2016	25,000,000.00	25,000,512.30	25,017,500.00	100.070000	SUNGD
US Treasury Note	US Treasury	TN-99.523-VG2-22	912828VG2	0.500	0.663	1.615	6/28/2013	6/15/2016	25,000,000.00	24,880,859.38	25,064,500.00	100.258000	SUNGD
US Treasury Note	US Treasury	TN-100.093-WQ9-49	912828WQ9	0.500	0.453	1.659	6/30/2014	6/30/2016	25,000,000.00	25,023,437.50	25,056,750.00	100.227000	SUNGD
US Treasury Note	US Treasury	TN-99.980-VL1-07	912828VL1	0.625	0.632	1.696	8/1/2013	7/15/2016	25,000,000.00	24,995,117.19	25,099,500.00	100.398000	SUNGD
US Treasury Note	US Treasury	TN-99.882-WX4-49	912828WX4	0.500	0.559	1.743	8/1/2014	7/31/2016	25,000,000.00	24,971,042.80	25,050,750.00	100.203000	SUNGD
US Treasury Note	US Treasury	TN-99.574-VR8-07	912828VR8	0.625	0.770	1.780	8/27/2013	8/15/2016	25,000,000.00	24,893,554.69	25,088,000.00	100.352000	SUNGD
US Treasury Note	US Treasury	TN-100.007-D64-82	912828D64	0.500	0.496	1.826	9/2/2014	8/31/2016	25,000,000.00	25,002,643.74	25,035,250.00	100.141000	SUNGD
US Treasury Note	US Treasury	TN-100.714-VW7-07	912828VW7	0.875	0.630	1.859	10/1/2013	9/15/2016	25,000,000.00	25,178,710.94	25,181,750.00	100.727000	SUNGD
US Treasury Note	US Treasury	TN-99.820-F47-43	912828F47	0.500	0.591	1.909	9/30/2014	9/30/2016	25,000,000.00	24,955,078.13	25,011,750.00	100.047000	SUNGD
US Treasury Note	US Treasury	TN-100.136-WA4-26	912828WA4	0.625	0.578	1.946	11/1/2013	10/15/2016	25,000,000.00	25,034,179.69	25,056,750.00	100.227000	SUNGD
US Treasury Note	US Treasury	TN-99.746-F88-05	912828F88	0.375	0.503	1.994	10/31/2014	10/31/2016	25,000,000.00	24,936,523.44	24,935,500.00	99.742000	SUNGD
US Treasury Note	US Treasury	TN-100.226-WF3-27	912828WF3	0.625	0.548	2.023	12/2/2013	11/15/2016	25,000,000.00	25,056,640.63	25,041,000.00	100.164000	SUNGD
US Treasury Note	US Treasury	TN-100.097-A91-26	912828A91	0.750	0.717	2.187	1/31/2014	1/15/2017	25,000,000.00	25,024,414.06	25,078,250.00	100.313000	SUNGD
US Treasury Note	US Treasury	TN-99.875-B74-48	912828B74	0.625	0.668	2.273	2/28/2014	2/15/2017	25,000,000.00	24,968,750.00	24,988,250.00	99.953000	SUNGD
US Treasury Note	US Treasury	TN-99.593-C32-43	912828C32	0.750	0.888	2.354	3/20/2014	3/15/2017	25,000,000.00	24,898,437.50	25,050,750.00	100.203000	SUNGD
US Treasury Note	US Treasury	TN-99.882-C73-07	912828C73	0.875	0.915	2.434	4/24/2014	4/15/2017	25,000,000.00	24,970,703.13	25,103,500.00	100.414000	SUNGD
US Treasury Note	US Treasury	TN-100.289-WH9-82	912828WH9	0.875	0.777	2.506	5/23/2014	5/15/2017	25,000,000.00	25,077,021.06	25,074,250.00	100.297000	SUNGD
US Treasury Note	US Treasury	TN-99.925-WP1-26	912828WP1	0.875	0.900	2.590	6/16/2014	6/15/2017	25,000,000.00	24,982,042.99	25,056,750.00	100.227000	SUNGD
US Treasury Note	US Treasury	TN-99.570-WT3-86	912828WT3	0.875	1.023	2.673	8/1/2014	7/15/2017	25,000,000.00	24,902,683.43	25,037,000.00	100.148000	SUNGD
US Treasury Note	US Treasury	TN-99.824-D98-86	912828D98	1.000	1.060	2.835	9/30/2014	9/15/2017	25,000,000.00	24,966,413.81	25,076,250.00	100.305000	SUNGD
US Treasury Note	US Treasury	TN-99.859-F54-48	912828F54	0.875	0.923	2.923	10/31/2014	10/15/2017	25,000,000.00	24,974,459.13	24,964,750.00	99.859000	SUNGD
<b>Total</b>	<b>Count</b>	<b>41</b>		<b>0.498</b>	<b>0.542</b>	<b>1.654</b>			<b>969,000,000.00</b>	<b>968,103,916.41</b>	<b>970,449,460.00</b>	<b>100.149583</b>	
AGENCY NOTES/BONDS	Issuer	Sec. Description	CUSIP	Coupon Rate	Yield to Maturity	Modified Duration	Purchase Date	Maturity Date	Current Par Value	Current Book Value	Market Value	Market Price	Price Source
Agency Note	Federal Farm Credit Bank	FFCB-99.936-2X1-26	3133EC2X1	0.270	0.302	0.052	5/19/2014	11/19/2014	25,000,000.00	24,995,979.73	25,001,750.00	100.007000	SUNGD
Agency Note	Federal Home Loan Bank	FHLB-99.988-DM7-38	3130A1DM7	0.150	0.162	0.361	3/13/2014	3/12/2015	25,000,000.00	24,997,000.00	25,000,250.00	100.001000	SUNGD
Agency Note	Federal Home Loan Bank	FHLB-99.995-3V6-43	3130A23V6	0.125	0.130	0.555	5/21/2014	5/21/2015	25,000,000.00	24,998,750.00	24,997,750.00	99.991000	SUNGD
Agency Note	Federal Home Loan Bank	FHLB-99.988-BH8-07	3130A2BH8	0.125	0.137	0.594	6/5/2014	6/5/2015	25,000,000.00	24,997,000.00	24,990,750.00	99.963000	SUNGD
Agency Note	Federal Farm Credit Bank	FFCB-99.692-RQ3-07	3133EARQ3	0.500	0.600	0.643	6/23/2014	6/23/2015	15,000,000.00	14,985,023.98	15,034,050.00	100.227000	SUNGD

POOLED INVESTMENTS AT OCTOBER 31, 2014 - PORTFOLIO POSITION DETAIL

Agency Note	Federal Farm Credit Bank	FFCB-99.945-HV9-49	3133ECHV9	0.350	0.373	0.746	3/15/2013	7/30/2015	10,000,000.00	9,994,500.00	10,008,900.00	100.089000	SUNGD
Agency Note	Federal Home Loan Bank	FHLB-QC1214-100.00-XJ0-38	3130A2XJ0	0.240	0.240	0.897	9/24/2014	9/24/2015	20,000,000.00	20,000,000.00	19,999,000.00	99.995000	SUNGD
Agency Note	Federal Home Loan Bank	FHLB-99.975-ZZ2-49	3130A2ZZ2	0.210	0.233	0.938	9/12/2014	10/9/2015	25,000,000.00	24,993,879.25	24,998,250.00	99.993000	SUNGD
Agency Note	Federal Home Loan Bank	FHLB-99.976-4D5-82	3130A24D5	0.230	0.245	1.130	5/23/2014	12/18/2015	25,000,000.00	24,994,132.50	24,996,000.00	99.984000	SUNGD
Agency Note	Federal Home Loan Mortgage Corporation	FHLMC-OT0115-100.00-4B3-46	3134G34B3	0.500	0.500	1.238	1/28/2013	1/28/2016	10,000,000.00	10,000,000.00	10,005,200.00	100.052000	SUNGD
Agency Note	Federal Home Loan Mortgage Corporation	FHLMC-99.994-DQ9-46	3137EADQ9	0.500	0.502	1.526	3/7/2013	5/13/2016	20,000,000.00	19,998,800.00	20,034,600.00	100.173000	SUNGD
Agency Note	Intl Bank of Reconstruction & Development	IBRD-99.951-DM2-05	459058DM2	0.500	0.525	1.534	2/20/2014	5/16/2016	20,000,000.00	19,990,200.00	19,995,200.00	99.976000	SUNGD
Agency Note	Federal National Mortgage Association	FNMA-99.679-YE7-07	3135G0YE7	0.625	0.730	1.810	7/19/2013	8/26/2016	25,000,000.00	24,919,750.00	25,027,000.00	100.108000	SUNGD
Agency Note	Federal Home Loan Bank	FHLB-99.813-T97-38	3130A2T97	0.500	0.589	1.901	8/13/2014	9/28/2016	25,000,000.00	24,953,250.00	24,950,250.00	99.801000	SUNGD
Agency Note	Federal Home Loan Mortgage Corporation	FHLMC-QC0413-100.00-P38-43	3134G3P38	0.750	0.750	1.917	10/24/2012	10/5/2016	10,000,000.00	10,000,000.00	9,998,600.00	99.986000	SUNGD
Agency Note	Federal Home Loan Mortgage Corporation	FHLMC-QC1214-100.00-HV0-48	3134G5HV0	1.250	1.250	2.865	9/29/2014	9/29/2017	10,000,000.00	10,000,000.00	9,999,500.00	99.995000	SUNGD
Agency Note	Federal National Mortgage Association	FNMA-MC0413-100.00-QL0-27	3135G0QL0	1.000	1.000	2.943	10/24/2012	10/24/2017	10,000,000.00	10,000,000.00	9,958,500.00	99.585000	SUNGD
Agency Note	Federal National Mortgage Association	FNMA-ST1213-100.00-7A3-48	3136G07A3	0.700	0.700	3.080	12/13/2012	12/13/2017	10,000,000.00	10,000,000.00	9,983,600.00	99.836000	SUNGD
Agency Note	Federal National Mortgage Association	FNMA-QC0613-100.00-TD5-82	3135G0TD5	1.000	1.000	3.107	12/31/2012	12/28/2017	10,000,000.00	10,000,000.00	9,951,800.00	99.518000	SUNGD
Agency Note	Federal Home Loan Bank	FHLB-MC0613-99.990-6L0-82	3133836L0	1.200	1.202	3.481	5/28/2013	5/24/2018	10,000,000.00	9,999,000.00	9,928,300.00	99.283000	SUNGD
Total				Count 20	0.438	0.466	1.313			355,000,000.00	354,817,265.46	354,859,250.00	99.960352

AGENCY DISCOUNT NOTES	Issuer	Sec. Description	CUSIP	Coupon Rate	Yield to Maturity	Modified Duration	Purchase Date	Maturity Date	Current Par Value	Current Book Value	Market Value	Market Price	Price Source
Agency Discount Note	Federal Home Loan Mortgage Corporation	FHLMC-DN-99.942-HN6-05	313396HN6	0.080	0.080	0.663	10/16/2014	6/30/2015	25,000,000.00	24,985,722.22	24,988,250.00	99.953000	SUNGD
Agency Discount Note	Federal Home Loan Bank	FHLB-DN-99.890-FG9-43	313384FG9	0.115	0.115	0.515	5/28/2014	5/7/2015	26,500,000.00	26,470,879.15	26,491,255.00	99.967000	SUNGD
Total				Count 2	0.098	0.098	0.587		51,500,000.00	51,456,601.37	51,479,505.00	99.960204	

LOCAL AGENCY INVESTMENT FUND	Issuer	Sec. Description	CUSIP	Coupon Rate	Yield to Maturity	Modified Duration	Purchase Date	Maturity Date	Current Par Value	Current Book Value	Market Value	Market Price	Price Source
Local Agency Investment Fund	California State Pool	LOCAL AGENCY INVESTMENT FUND		0.240	0.240	0.003	3/31/2003	11/1/2014	49,818,589.52	49,818,589.52	49,818,589.52	100.000000	BOOK
Total				Count 1	0.240	0.240	0.003		49,818,589.52	49,818,589.52	49,818,589.52	100.000000	

ASSET BACKED SECURITIES	Issuer	Sec. Description	CUSIP	Coupon Rate	Yield to Maturity	Modified Duration	Purchase Date	Maturity Date	Current Par Value	Current Book Value	Market Value	Market Price	Price Source
Asset Backed Security	Chase Issuance Trust	ABS-CHAIT-100.00-FJ8-27	161571FJ8	0.790	0.790	0.330	6/18/2012	6/15/2015	10,000,000.00	10,000,000.00	10,019,800.00	100.198000	USERP
Asset Backed Security	Honda Auto Receivables Owners Trust	ABS-HAROT-99.991-AB1-26	43814EAB1	0.370	0.377	0.499	4/24/2013	10/17/2015	1,557,798.36	1,556,953.36	1,556,953.36	99.945757	BOOK
Asset Backed Security	Volkswagen Auto Loan Enhanced Trust	ABS-VALET-99.993-AB6-07	92867MAB6	0.370	0.374	0.635	2/27/2013	1/20/2016	1,380,098.64	1,379,248.44	1,379,248.44	99.938396	BOOK
Asset Backed Security	BMW Vehicle Owners Trust	ABS-BMWOT-99.996-AB4-26	05578XAB4	0.410	0.413	0.691	11/6/2013	2/25/2016	2,132,584.52	2,132,405.02	2,132,405.02	99.991583	BOOK
Asset Backed Security	Honda Auto Receivables Owners Trust	ABS-HAROT-99.994-AB8-43	43814FAB8	0.450	0.455	0.754	10/30/2013	4/18/2016	4,428,532.15	4,428,142.15	4,428,142.15	99.991193	BOOK
Asset Backed Security	Toyota Auto Rec Owners Trust	ABS-TAOT-99.999-AB1-43	89231MAB1	0.410	0.411	0.913	3/19/2014	8/15/2016	15,000,000.00	14,999,904.00	14,999,904.00	99.999360	BOOK
Asset Backed Security	Honda Auto Receivables Owners Trust	ABS-HAROT-99.992-AB1-27	43813JAB1	0.410	0.416	0.929	2/27/2014	8/22/2016	8,000,000.00	7,999,395.20	7,999,395.20	99.992440	BOOK
Asset Backed Security	Toyota Auto Rec Owners Trust	ABS-TAOT-99.993-AB6-05	89190AAB6	0.510	0.515	1.161	10/15/2014	2/15/2017	5,000,000.00	4,999,694.50	4,999,694.50	99.993890	BOOK
Asset Backed Security	Volkswagen Auto Loan Enhanced Trust	ABS-VALET-99.998-AB5-27	92867RAB5	0.420	0.421	1.217	4/30/2014	3/20/2017	13,000,000.00	12,999,768.60	12,986,740.00	99.898000	USERP
Asset Backed Security	BMW Vehicle Owners Trust	ABS-BMWOT-99.996-AB5-41	09658UAB5	0.530	0.533	1.286	10/15/2014	4/25/2017	5,000,000.00	4,999,831.00	4,999,831.00	99.996620	BOOK
Asset Backed Security	Chase Issuance Trust	ABS-CHAIT-100.00-FM1-27	161571FM1	0.283	0.283	1.412	9/13/2012	8/15/2017	10,000,000.00	10,000,000.00	10,000,000.00	100.000000	BOOK
Asset Backed Security	Harley-Davidson Motorcycle Trust	ABS-HDMOT-99.993-AB4-43	41284AAB4	0.490	0.493	1.742	4/16/2014	4/15/2018	4,408,709.23	4,408,370.73	4,408,370.73	99.992322	BOOK
Asset Backed Security	Chase Issuance Trust	ABS-CHAIT-99.981-GJ7-27	161571GJ7	1.150	1.157	2.104	1/27/2014	1/15/2019	5,000,000.00	4,999,095.50	5,014,350.00	100.287000	USERP
Total				Count 13	0.503	0.505	1.075			84,907,722.90	84,902,808.50	84,924,834.40	100.020153

COMMERCIAL PAPER	Issuer	Sec. Description	CUSIP	Coupon Rate	Yield to Maturity	Modified Duration	Purchase Date	Maturity Date	Current Par Value	Current Book Value	Market Value	Market Price	Price Source
Commercial Paper	Toyota Motor Credit Corp.	CP-TOYCC-99.882-L77-24	89233HL77	0.200	0.200	0.019	4/9/2014	11/7/2014	25,000,000.00	24,970,555.56	24,999,458.33	99.997833	SUNGD
Commercial Paper	BNP Paribas Finance Inc.	CP-PARFIN-99.996-LD3-46	0556N1LD3	0.080	0.080	0.036	10/30/2014	11/13/2014	40,000,000.00	39,998,755.56	39,998,266.67	99.995667	SUNGD
Commercial Paper	Coca-Cola Co.	CP-KOPP-99.900-M55-38	19121BM55	0.180	0.180	0.096	5/20/2014	12/5/2014	25,000,000.00	24,975,125.00	24,996,930.56	99.987722	SUNGD
Commercial Paper	General Electric Capital Corp.	CP-GECC-99.893-RA3-23	36959JRA3	0.200	0.200	0.441	10/1/2014	4/10/2015	25,000,000.00	24,973,472.22	24,974,444.44	99.897778	SUNGD
Commercial Paper	Toyota Motor Credit Corp.	CP-TOYCC-99.894-RQ9-24	89233HRQ9	0.200	0.200	0.479	10/16/2014	4/24/2015	25,000,000.00	24,973,611.11	24,972,208.33	99.888833	SUNGD
Total				Count 5	0.162	0.162	0.195			140,000,000.00	139,891,519.45	139,941,308.33	99.958077

POOLED INVESTMENTS AT OCTOBER 31, 2014 - PORTFOLIO POSITION DETAIL

NEGOTIABLE CD	Issuer	Sec. Description	CUSIP	Coupon Rate	Yield to Maturity	Modified Duration	Purchase Date	Maturity Date	Current Par Value	Current Book Value	Market Value	Market Price	Price Source
Negotiable CD	Bank of Nova Scotia U.S.	CD-BNSHOU-100.00-LS3-41	06417HLS3	0.210	0.210	0.134	5/23/2014	12/19/2014	25,000,000.00	25,000,000.00	25,005,101.83	100.020407	SUNGD
Negotiable CD	Rabobank NY	CD-RABONY-100.00-KZ6-41	21684BKZ6	0.240	0.240	0.211	4/4/2014	1/16/2015	25,000,000.00	25,000,000.00	25,009,619.27	100.038477	SUNGD
Negotiable CD	Skandi Enskilda Bank NY	CD-SEBNY-100.00-E77-05	83051HE77	0.230	0.230	0.249	7/31/2014	1/30/2015	25,000,000.00	25,000,000.00	25,006,312.54	100.025250	SUNGD
Negotiable CD	Swedbank NY	CD-SWEDBK-100.00-TU6-07	87019TTU6	0.210	0.200	0.287	8/27/2014	2/13/2015	25,000,000.00	25,001,179.44	25,005,827.53	100.023310	SUNGD
Negotiable CD	Toronto Dominion Bank NY	CD-TDNY-100.00-X66-07	89112TX66	0.220	0.220	0.326	2/28/2014	2/27/2015	25,000,000.00	25,000,000.00	25,007,418.23	100.029673	SUNGD
Negotiable CD	Svenska Handelsbanken NY	CD-SVSNY-100.002-GW6-43	86958DGW6	0.220	0.215	0.400	9/22/2014	3/26/2015	25,000,000.00	25,000,641.75	25,009,117.05	100.036468	SUNGD
Total Count 6				0.222	0.219	0.268			150,000,000.00	150,001,821.19	150,043,396.45	100.028931	
CORPORATE MTN/BONDS	Issuer	Sec. Description	CUSIP	Coupon Rate	Yield to Maturity	Modified Duration	Purchase Date	Maturity Date	Current Par Value	Current Book Value	Market Value	Market Price	Price Source
Medium Term Note	Wells Fargo Bank NA	MTN-WFC-99.965-5F7-86	94985HSF7	0.750	0.768	0.718	7/29/2013	7/20/2015	10,000,000.00	9,996,500.00	10,030,500.00	100.305000	SUNGD
Medium Term Note	PepsiCo Inc.	FRN-PEP-100.00-CH9-05	713448CH9	0.433	0.433	0.749	7/30/2013	7/30/2015	5,000,000.00	5,000,000.00	5,007,050.00	100.141000	SUNGD
Medium Term Note	General Electric Capital Corp.	FRN-GE-100.00-7E8-43	36962G7E8	0.460	0.460	1.200	1/14/2014	1/14/2016	5,000,000.00	5,000,000.00	5,006,600.00	100.132000	SUNGD
Medium Term Note	John Deere Capital Corp.	MTN-DE-99.894-RZ4-27	24422ERZ4	0.750	0.786	1.219	1/23/2013	1/22/2016	3,000,000.00	2,996,820.00	3,007,230.00	100.241000	SUNGD
Medium Term Note	JP Morgan Chase & Co.	MTN-JPM-99.879-JU4-27	46623EJU4	1.125	1.166	1.311	2/26/2013	2/26/2016	5,000,000.00	4,993,950.00	5,012,300.00	100.246000	SUNGD
Medium Term Note	Wells Fargo Bank NA	FRN-WFC-100.000-2K2-86	94988J2K2	0.384	0.384	1.581	6/10/2014	6/2/2016	10,000,000.00	10,000,000.00	9,993,700.00	99.937000	SUNGD
Medium Term Note	Johnson & Johnson	FRN-JNJ-100.00-BE3-27	478160BE3	0.308	0.308	2.068	12/5/2013	11/28/2016	5,000,000.00	5,000,000.00	5,007,250.00	100.145000	SUNGD
Medium Term Note	US Bank N.A.	FRN-USB-100.00-MD2-07	90331HMD2	0.463	0.463	2.237	1/30/2014	1/30/2017	15,000,000.00	15,000,000.00	15,009,600.00	100.064000	SUNGD
Medium Term Note	Oracle Corp.	MTN-ORCL-99.625-AN5-27	68389XAN5	1.200	1.312	2.911	5/8/2014	10/15/2017	10,000,000.00	9,962,500.00	9,967,300.00	99.673000	SUNGD
Medium Term Note	International Business Machines Corp.	MTN-IBM-99.542-HK0-41	459200HK0	1.250	1.345	3.205	2/8/2013	2/8/2018	5,000,000.00	4,977,100.00	4,962,150.00	99.243000	SUNGD
Medium Term Note	Texas Instruments Inc.	MTN-TXN-99.070-AV6-27	882508AV6	1.000	1.193	3.433	5/8/2013	5/1/2018	5,000,000.00	4,953,500.00	4,898,850.00	97.977000	SUNGD
Medium Term Note	Apple Inc.	MTN-AAPL-98.252-AJ9-27	037833AJ9	1.000	1.461	3.436	6/4/2014	5/3/2018	10,000,000.00	9,833,811.11	9,807,400.00	98.074000	SUNGD
Medium Term Note	Merck & Co Inc.	MTN-MRK-99.769-AG0-27	58933YAG0	1.300	1.348	3.458	5/20/2013	5/18/2018	5,000,000.00	4,988,450.00	4,959,100.00	99.182000	SUNGD
Medium Term Note	Cisco Systems Inc.	FRN-CSCO-100.00-AQ5-82	17275RAQ5	0.735	0.735	4.262	3/3/2014	3/1/2019	5,000,000.00	5,000,000.00	5,029,850.00	100.597000	SUNGD
Total Count 14				0.770	0.850	2.263			98,000,000.00	97,702,631.11	97,698,880.00	99.692735	
Grand Total									1,898,226,312.42	1,896,695,153.01	1,899,215,223.70		



## GLOSSARY OF INVESTMENT TERMS

**ASSET BACKED SECURITIES:** Securities, such as bonds or notes, collateralized by receivables such as credit card or auto loans.

**BOOK VALUE:** The original cost of the investment, plus accrued interest and amortization of any premium or discount.

**CERTIFICATE OF DEPOSIT (CD or NCD):** A deposit of funds at a bank for a specified period of time that earns interest at a specified rate. Commonly known as "CDs" or "negotiable CDs."

**COUPON:** The annual rate at which a bond pays interest.

**CUSIP:** The number identifying all stocks and registered bonds, using the Committee on Uniform Securities Identification Procedures (CUSIP).

**DURATION:** The weighted average time to maturity of a bond where the weights are the present values of future cash flows. Duration measures the price sensitivity of a bond to changes in interest rates.

**LOCAL AGENCY INVESTMENT FUND (LAIF):** An investment pool sponsored by the State of California and administered/managed by the State Treasurer's Office. Local government units, with consent of the local governing body of that agency, may voluntarily deposit surplus funds for the purpose of investment.

**MARKET VALUE:** The price at which a security is trading and could presumably be purchased or sold.

**MATURITY:** The date upon which the principal or stated value of an investment becomes due and payable.

**PAR VALUE:** The amount of principal which must be paid at maturity. Also referred to as the face amount of a bond, normally quoted in \$1,000 increments per bond.

**REPURCHASE AGREEMENT (RP OR REPO):** The purchase of securities, on a temporary basis, with the seller's simultaneous agreement to repurchase the securities at a later date at a specified price that includes interest for the buyer's holding period. In essence, this is a collateralized investment whereby the security "buyer" lends the "seller" money for the period of the agreement.

**U. S. GOVERNMENT AGENCY SECURITIES:** Debt securities issued by U. S. Government sponsored enterprises and federally related institutions. These government agencies include: Federal Home Loan Banks (FHLB); Federal Home Loan Mortgage Corporation (FHLMC, or "Freddie Mac"); Federal National Mortgage Association (FNMA, or "Fannie Mae"); Federal Farm Credit Banks (FFCB); and Tennessee Valley Authority (TVA).

**U.S. TREASURY SECURITIES:** Securities issued by the U. S. Treasury and backed by the full faith and credit of the United States. Treasuries are considered to have no credit risk, and are the benchmark for interest rates on all other securities in the U.S. and overseas. The Treasury issues both discounted securities and fixed coupon notes and bonds.

**WEIGHTED AVERAGE DAYS TO MATURITY:** The weighted average of the remaining term to maturity of all of the assets in an investment pool or securities portfolio, as expressed in days.

**YIELD:** The rate of annual income return on an investment, expressed as a percentage.

(a) **EARNED INCOME YIELD** is the annual income from an investment divided by the current market value.

(b) **YIELD TO MATURITY** is the rate of return earned on an investment considering all cash flows and timing factors: interest earnings, discounts, and premiums above par.

For additional glossary terms, previous Investment Reports, and City Investment Policy, please visit the Office of the City Treasurer's website at: <http://www.sandiego.gov/treasurer/investments/>