

POOLED INVESTMENTS AT APRIL 30, 2015 - SUMMARY & STATISTICS

City of San Diego
Office of the City Treasurer



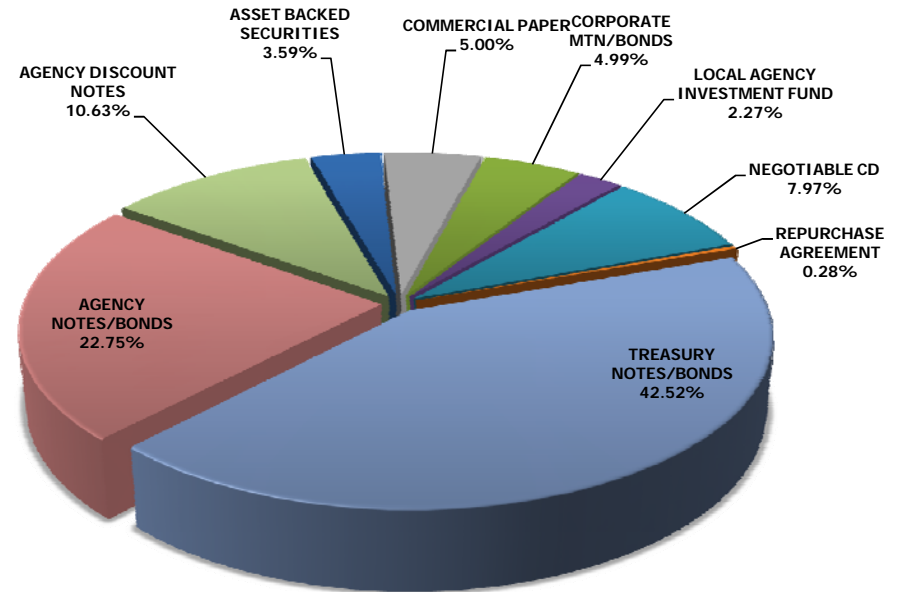
ASSET ALLOCATION

Assets (000's)	Current Par Value	Current Book Value	Market Value	Mkt/Book	Yield to Maturity
ASSET BACKED SECURITIES	78,879	78,875	78,895	100.03%	0.55%
COMMERCIAL PAPER	110,000	109,868	109,913	100.04%	0.22%
CORPORATE MTN/BONDS	110,000	109,690	110,117	100.39%	0.86%
LOCAL AGENCY INVESTMENT FUND	49,882	49,882	49,882	100.00%	0.26%
NEGOTIABLE CD	175,000	175,002	175,056	100.03%	0.24%
REPURCHASE AGREEMENT	6,100	6,100	6,100	100.00%	0.13%
TREASURY NOTES/BONDS	935,000	934,175	936,803	100.28%	0.68%
AGENCY NOTES/BONDS	500,000	499,734	500,121	100.08%	0.68%
AGENCY DISCOUNT NOTES	233,700	233,543	233,679	100.06%	0.11%
Totals (000's):	2,198,561	2,196,870	2,200,567	100.17%	0.56%

Portfolio Breakdown & Statistics

	Liquidity	Core
Portfolio Size	\$784,367,882	\$1,412,501,736
% of total pool	35.70%	64.30%
Portfolio Duration*	0.27	1.63
Index Duration*	0.38	1.86
% of index	71.05%	87.37%
Weighted Average Days to Maturity	99	698
Earned Income Yield	0.211%	0.812%

* Macaulay's Duration for fund 9997 and Effective Duration for fund 9998.



Pooled Portfolio Composition by Book Value

POOLED INVESTMENTS AT APRIL 30, 2015 - MATURITY DISTRIBUTION

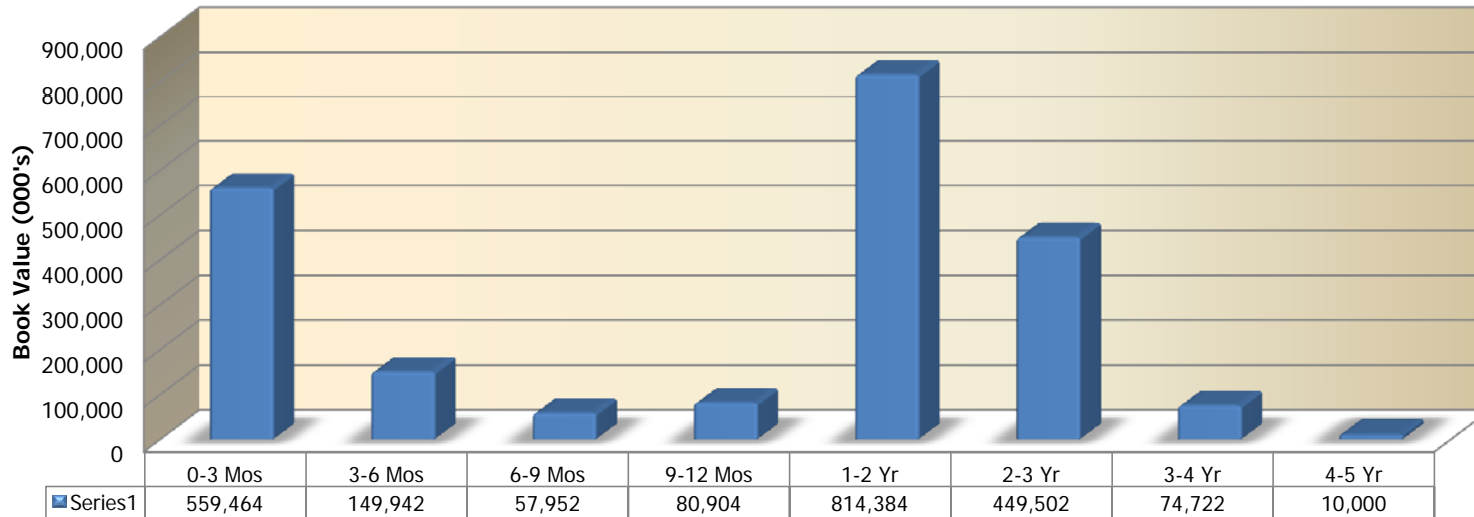
City of San Diego
Office of the City Treasurer



MATURITY DISTRIBUTION

Current Book Value (000's)	0-3 Mos	3-6 Mos	6-9 Mos	9-12 Mos	1-2 Yr	2-3 Yr	3-4 Yr	4-5 Yr	Totals (000's)
ASSET BACKED SECURITIES	10,000			1,000	30,116	22,760	14,999		78,875
COMMERCIAL PAPER	59,946	24,963	24,959						109,868
CORPORATE MTN/BONDS	14,997		7,997	4,994	30,000	26,936	24,767		109,690
LOCAL AGENCY INVESTMENT FUND	49,882								49,882
NEGOTIABLE CD	100,001	75,001							175,002
REPURCHASE AGREEMENT	6,100								6,100
TREASURY NOTES/BONDS	34,999			49,906	574,449	274,821			934,175
AGENCY NOTES/BONDS	74,980	24,994	24,996	25,004	179,819	124,985	34,956	10,000	499,734
AGENCY DISCOUNT NOTES	208,559	24,984							233,543
Totals (000's):	559,464	149,942	57,952	80,904	814,384	449,502	74,722	10,000	2,196,870
% of Portfolio	25.47%	6.83%	2.64%	3.68%	37.07%	20.46%	3.40%	0.46%	100.00%

Maturity Distribution
April 30, 2015

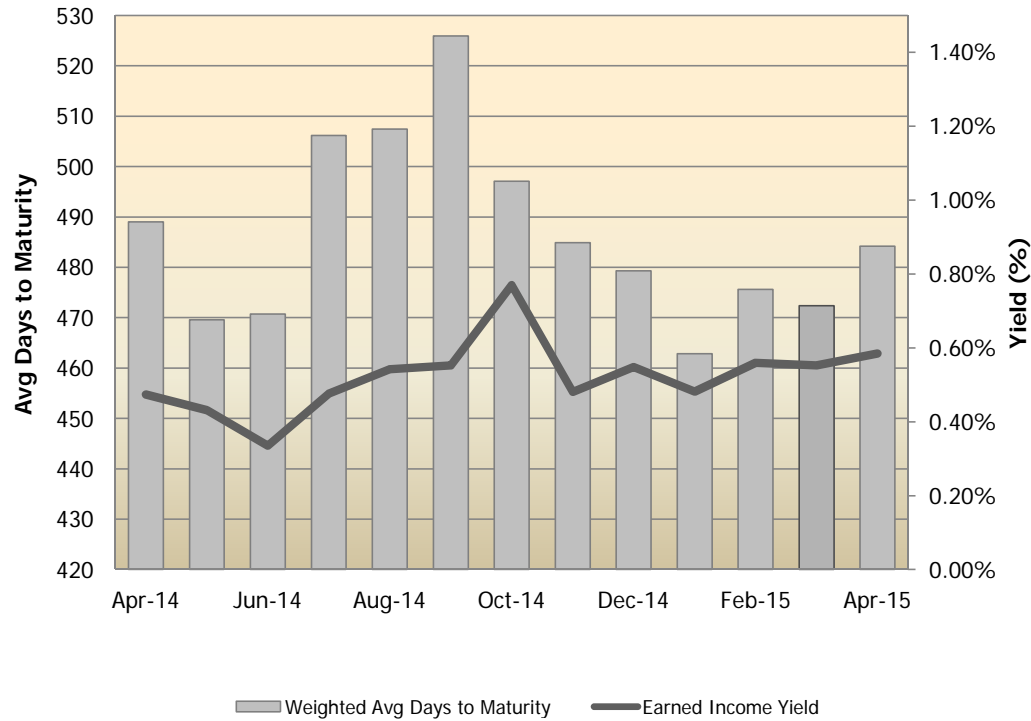




PORTFOLIO - EARNED INCOME YIELD

Month	Earned Income Yield	Weighted Avg Days to Maturity
Apr-14	0.47%	489.05
May-14	0.43%	469.57
Jun-14	0.34%	470.71
Jul-14	0.48%	506.15
Aug-14	0.54%	507.45
Sep-14	0.55%	525.96
Oct-14	0.77%	497.09
Nov-14	0.48%	484.88
Dec-14	0.55%	479.30
Jan-15	0.48%	462.87
Feb-15	0.56%	475.64
Mar-15	0.55%	472.39
Apr-15	0.59%	484.16

Yield and Weighted Average Days to Maturity Trends



INVESTMENTS AT APRIL 30, 2015 - SUMMARY BY FUND TYPE

City of San Diego
Office of the City Treasurer



INVESTMENT STATUS SUMMARY BY FUND TYPE

Category	Cost of Invest Held	% of Total	Market Value
POOLED INVESTMENTS:	2,196,869,617.54	99.13%	2,200,567,389.63
BOND/NOTE FUNDS INVESTED BY TREASURER	19,307,804.60	0.87%	19,320,500.79
CIVICSD/CCDC 2006A	19,307,804.60	0.87%	19,320,500.79
TOTAL INVESTED FUNDS:	2,216,177,422.14	100.00%	2,219,887,890.42

POOLED INVESTMENTS AT APRIL 30, 2015 - PORTFOLIO POSITION DETAIL

TREASURY NOTES/BONDS	Issuer	Sec. Description	CUSIP	Coupon Rate	Yield to Maturity	Modified Duration	Purchase Date	Maturity Date	Current Par Value	Current Book Value	Market Value	Market Price	Price Source
US Treasury Note	US Treasury	TN-100.027-VH0-07	912828VH0	0.375	0.361	0.167	6/30/2014	6/30/2015	25,000,000.00	25,003,422.66	25,013,750.00	100.055000	SUNGD
US Treasury Note	US Treasury	TN-99.812-VN7-27	912828VN7	0.250	0.343	0.252	1/31/2015	7/31/2015	10,000,000.00	9,995,344.65	10,003,900.00	100.039000	SUNGD
US Treasury Note	US Treasury	TN-99.750-UW8-27	912828UW8	0.250	0.335	0.958	5/1/2013	4/15/2016	25,000,000.00	24,937,500.00	25,002,000.00	100.008000	SUNGD
US Treasury Note	US Treasury	TN-99.875-C81-25	912828C81	0.375	0.438	0.999	4/30/2014	4/30/2016	25,000,000.00	24,968,750.00	25,027,250.00	100.109000	SUNGD
US Treasury Note	US Treasury	TN-99.257-VC1-43	912828VC1	0.250	0.504	1.040	6/3/2013	5/15/2016	25,000,000.00	24,814,453.13	24,988,250.00	99.953000	SUNGD
US Treasury Note	US Treasury	TN-100.00-WM8-49	912828WM8	0.375	0.375	1.081	6/2/2014	5/31/2016	25,000,000.00	25,000,000.00	25,017,500.00	100.070000	SUNGD
US Treasury Note	US Treasury	TN-99.523-VG2-22	912828VG2	0.500	0.663	1.121	6/28/2013	6/15/2016	25,000,000.00	24,880,859.38	25,048,750.00	100.195000	SUNGD
US Treasury Note	US Treasury	TN-100.093-WQ9-49	912828WQ9	0.500	0.453	1.163	6/30/2014	6/30/2016	25,000,000.00	25,023,437.50	25,048,750.00	100.195000	SUNGD
US Treasury Note	US Treasury	TN-99.980-VL1-07	912828VL1	0.625	0.632	1.204	8/1/2013	7/15/2016	25,000,000.00	24,995,117.19	25,082,000.00	100.328000	SUNGD
US Treasury Note	US Treasury	TN-99.882-WX4-49	912828WX4	0.500	0.559	1.246	8/1/2014	7/31/2016	25,000,000.00	24,970,703.13	25,045,000.00	100.180000	SUNGD
US Treasury Note	US Treasury	TN-99.574-VR8-07	912828VR8	0.625	0.770	1.287	8/27/2013	8/15/2016	25,000,000.00	24,893,554.69	25,076,250.00	100.305000	SUNGD
US Treasury Note	US Treasury	TN-100.007-D64-82	912828D64	0.500	0.496	1.330	9/2/2014	8/31/2016	25,000,000.00	25,001,953.13	25,031,250.00	100.125000	SUNGD
US Treasury Note	US Treasury	TN-100.714-VW7-07	912828VW7	0.875	0.630	1.368	10/1/2013	9/15/2016	25,000,000.00	25,178,710.94	25,156,250.00	100.625000	SUNGD
US Treasury Note	US Treasury	TN-99.820-F47-43	912828F47	0.500	0.591	1.413	9/30/2014	9/30/2016	25,000,000.00	24,955,078.13	25,029,250.00	100.117000	SUNGD
US Treasury Note	US Treasury	TN-100.136-WA4-26	912828WA4	0.625	0.578	1.454	11/1/2013	10/15/2016	25,000,000.00	25,034,179.69	25,064,500.00	100.258000	SUNGD
US Treasury Note	US Treasury	TN-99.746-F88-05	912828F88	0.375	0.503	1.497	10/31/2014	10/31/2016	25,000,000.00	24,936,523.44	24,966,750.00	99.867000	SUNGD
US Treasury Note	US Treasury	TN-100.226-WF3-27	912828WF3	0.625	0.548	1.532	12/2/2013	11/15/2016	25,000,000.00	25,056,640.63	25,058,500.00	100.234000	SUNGD
US Treasury Note	US Treasury	TN-99.992-G46-38	912828G46	0.500	0.504	1.576	12/1/2014	11/30/2016	25,000,000.00	24,998,390.29	25,009,750.00	100.039000	SUNGD
US Treasury Note	US Treasury	TN-99.886-H29-07	912828H29	0.625	0.682	1.657	12/31/2014	12/31/2016	25,000,000.00	24,971,679.69	25,054,750.00	100.219000	SUNGD
US Treasury Note	US Treasury	TN-100.097-A91-26	912828A91	0.750	0.717	1.697	1/31/2014	1/15/2017	25,000,000.00	25,024,414.06	25,097,750.00	100.391000	SUNGD
US Treasury Note	US Treasury	TN-100.03-H78-48	912828H78	0.500	0.484	1.743	2/2/2015	1/31/2017	25,000,000.00	25,008,503.11	24,994,250.00	99.977000	SUNGD
US Treasury Note	US Treasury	TN-99.875-B74-48	912828B74	0.625	0.668	1.782	2/28/2014	2/15/2017	25,000,000.00	24,968,750.00	25,039,000.00	100.156000	SUNGD
US Treasury Note	US Treasury	TN-99.722-J35-82	912828J35	0.500	0.640	1.826	3/2/2015	2/28/2017	25,000,000.00	24,931,343.41	24,986,250.00	99.945000	SUNGD
US Treasury Note	US Treasury	TN-99.593-C32-43	912828C32	0.750	0.888	1.864	3/20/2014	3/15/2017	25,000,000.00	24,898,437.50	25,086,000.00	100.344000	SUNGD
US Treasury Note	US Treasury	TN-99.875-J92-86	912828J92	0.500	0.563	1.917	3/31/2015	3/31/2017	25,000,000.00	24,968,750.00	24,963,000.00	99.852000	SUNGD
US Treasury Note	US Treasury	TN-99.882-C73-07	912828C73	0.875	0.915	1.945	4/24/2014	4/15/2017	25,000,000.00	24,970,703.13	25,138,750.00	100.555000	SUNGD
US Treasury Note	US Treasury	TN-99.867-K66-86	912828K66	0.500	0.567	1.993	4/30/2015	4/30/2017	25,000,000.00	24,966,796.88	24,959,000.00	99.836000	SUNGD
US Treasury Note	US Treasury	TN-100.289-WH9-82	912828WH9	0.875	0.777	2.020	5/23/2014	5/15/2017	25,000,000.00	25,072,265.63	25,130,750.00	100.523000	SUNGD
US Treasury Note	US Treasury	TN-99.925-WP1-26	912828WP1	0.875	0.900	2.103	6/16/2014	6/15/2017	25,000,000.00	24,981,445.31	25,117,250.00	100.469000	SUNGD
US Treasury Note	US Treasury	TN-99.570-WT3-86	912828WT3	0.875	1.023	2.187	8/1/2014	7/15/2017	25,000,000.00	24,892,578.13	25,113,250.00	100.453000	SUNGD
US Treasury Note	US Treasury	TN-99.824-D98-86	912828D98	1.000	1.060	2.350	9/30/2014	9/15/2017	25,000,000.00	24,956,054.69	25,158,250.00	100.633000	SUNGD
US Treasury Note	US Treasury	TN-99.859-F54-48	912828F54	0.875	0.923	2.437	10/31/2014	10/15/2017	25,000,000.00	24,964,843.75	25,068,250.00	100.273000	SUNGD
US Treasury Note	US Treasury	TN-99.937-G20-86	912828G20	0.875	0.896	2.509	12/1/2014	11/15/2017	25,000,000.00	24,994,043.51	25,048,750.00	100.195000	SUNGD
US Treasury Note	US Treasury	TN-99.585-G79-41	912828G79	1.000	1.142	2.588	12/24/2014	12/15/2017	25,000,000.00	24,902,665.70	25,117,250.00	100.469000	SUNGD
US Treasury Note	US Treasury	TN-100.30-H37-07	912828H37	0.875	0.772	2.676	1/30/2015	1/15/2018	25,000,000.00	25,084,259.54	25,017,500.00	100.070000	SUNGD
US Treasury Note	US Treasury	TN-99.929-H94-49	912828H94	1.000	1.024	2.755	2/27/2015	2/15/2018	25,000,000.00	24,990,709.17	25,088,000.00	100.352000	SUNGD
US Treasury Note	US Treasury	TN-100.292-J68-38	912828J68	1.000	0.899	2.838	4/1/2015	3/15/2018	25,000,000.00	25,084,791.10	25,074,250.00	100.297000	SUNGD
US Treasury Note	US Treasury	TN-99.558-K25-26	912828K25	0.750	0.901	2.930	4/30/2015	4/15/2018	25,000,000.00	24,897,332.87	24,880,750.00	99.523000	SUNGD
		Total	Count 38		0.645	0.682			935,000,000.00	934,174,985.76	936,802,650.00	100.192797	

AGENCY NOTES/BONDS	Issuer	Sec. Description	CUSIP	Coupon Rate	Yield to Maturity	Modified Duration	Purchase Date	Maturity Date	Current Par Value	Current Book Value	Market Value	Market Price	Price Source
Agency Note	Federal Home Loan Bank	FHLB-99.995-3V6-43	3130A23V6	0.125	0.130	0.057	5/21/2014	5/21/2015	25,000,000.00	24,998,750.00	25,000,500.00	100.002000	SUNGD
Agency Note	Federal Home Loan Bank	FHLB-99.988-BH8-07	3130A28H8	0.125	0.137	0.099	6/5/2014	6/5/2015	25,000,000.00	24,997,000.00	24,999,750.00	99.999000	SUNGD
Agency Note	Federal Farm Credit Bank	FFCB-99.692-RQ3-07	3133EARQ3	0.500	0.600	0.148	6/23/2014	6/23/2015	15,000,000.00	14,985,023.98	15,008,550.00	100.057000	SUNGD
Agency Note	Federal Farm Credit Bank	FFCB-99.945-HV9-49	3133ECHV9	0.350	0.373	0.249	1/30/2015	7/30/2015	10,000,000.00	9,998,851.79	10,005,500.00	100.055000	SUNGD
Agency Note	Federal Home Loan Bank	FHLB-99.975-ZZ2-49	3130A2ZZ2	0.210	0.233	0.444	9/12/2014	10/9/2015	25,000,000.00	24,993,879.25	25,006,250.00	100.025000	SUNGD
Agency Note	Federal Home Loan Bank	FHLB-99.976-4D5-82	3130A24D5	0.230	0.245	0.633	12/18/2014	12/18/2015	25,000,000.00	24,996,268.92	24,992,500.00	99.970000	SUNGD
Agency Note	Federal Home Loan Bank	FHLB-100.00-ME9-86	3130A4ME9	0.330	0.330	0.860	3/27/2015	3/10/2016	25,000,000.00	25,003,895.83	24,999,500.00	99.998000	SUNGD
Agency Note	Federal Home Loan Mortgage Corporation	FHLMC-99.994-DQ9-46	3137EADQ9	0.500	0.502	1.032	3/7/2013	5/13/2016	20,000,000.00	19,998,800.00	20,023,000.00	100.115000	SUNGD

POOLED INVESTMENTS AT APRIL 30, 2015 - PORTFOLIO POSITION DETAIL

Agency Note	Intl Bank of Reconstruction & Development	IBRD-99.951-DM2-05	459058DM2	0.500	0.525	1.041	2/20/2014	5/16/2016	20,000,000.00	19,990,200.00	20,020,000.00	100.100000	SUNGD
Agency Note	Federal Home Loan Bank	FHLB-99.991-P32-86	3130A3P32	0.430	0.435	1.168	12/5/2014	7/1/2016	25,000,000.00	24,997,900.00	25,030,000.00	100.120000	SUNGD
Agency Note	Federal National Mortgage Association	FNMA-99.679-YE7-07	3135G0YE7	0.625	0.730	1.318	7/19/2013	8/26/2016	25,000,000.00	24,919,750.00	25,052,500.00	100.210000	SUNGD
Agency Note	Federal Home Loan Bank	FHLB-99.813-T97-38	3130A2T97	0.500	0.589	1.407	8/13/2014	9/28/2016	25,000,000.00	24,953,250.00	25,001,000.00	100.004000	SUNGD
Agency Note	Federal Home Loan Bank	FHLB-QC0715-100.00-3F4-38	3130A53F4	0.500	0.500	1.491	4/28/2015	10/28/2016	20,000,000.00	20,000,000.00	19,996,600.00	99.983000	SUNGD
Agency Note	Federal Home Loan Bank	FHLB-99.960-J70-82	3130A3J70	0.625	0.645	1.555	11/17/2014	11/23/2016	15,000,000.00	14,994,000.00	15,016,050.00	100.107000	SUNGD
Agency Note	Federal Home Loan Mortgage Corporation	FHLMC-99.825-DU0-07	3137EADU0	0.500	0.587	1.734	1/16/2015	1/27/2017	20,000,000.00	19,965,000.00	19,963,400.00	99.817000	SUNGD
Agency Note	Federal Home Loan Bank	FHLB-QC0515-100.00-6A5-38	3130A46A5	0.900	0.900	1.812	2/27/2015	2/27/2017	10,000,000.00	10,000,000.00	10,004,900.00	100.049000	SUNGD
Agency Note	Federal Home Loan Mortgage Corporation	FHLMC-QC1214-100.00-HV0-48	3134G5HV0	1.250	1.250	2.383	9/29/2014	9/29/2017	10,000,000.00	10,000,000.00	10,014,300.00	100.143000	SUNGD
Agency Note	Federal National Mortgage Association	FNMA-MC0413-100.00-QL0-27	3135G0QL0	1.000	1.000	2.459	10/24/2012	10/24/2017	10,000,000.00	10,000,000.00	9,974,800.00	99.748000	SUNGD
Agency Note	Federal Home Loan Mortgage Corporation	FHLMC-QC0215-100.00-QN8-48	3134G5QN8	1.300	1.300	2.527	11/28/2014	11/27/2017	10,000,000.00	10,000,000.00	10,007,000.00	100.070000	SUNGD
Agency Note	Federal National Mortgage Association	FNMA-ST1213-100.00-7A3-48	3136G07A3	0.800	0.800	2.593	12/13/2012	12/13/2017	10,000,000.00	10,000,000.00	9,990,300.00	99.903000	SUNGD
Agency Note	Federal Farm Credit Bank	FFCB-99.919-FE5-86	3133EEFE5	1.125	1.152	2.592	12/18/2014	12/18/2017	10,000,000.00	9,991,970.00	10,048,900.00	100.489000	SUNGD
Agency Note	Federal National Mortgage Association	FNMA-QC0613-100.00-TD5-82	3135G0TD5	1.000	1.000	2.624	12/31/2012	12/28/2017	10,000,000.00	10,000,000.00	9,970,100.00	99.701000	SUNGD
Agency Note	Federal Home Loan Mortgage Corporation	FHLMC-QC0515-100.00-FU2-07	3134G6FU2	1.400	1.400	2.734	2/13/2015	2/13/2018	10,000,000.00	10,000,000.00	10,003,600.00	100.036000	SUNGD
Agency Note	Federal Home Loan Bank	FHLB-QC0515-100.00-AC6-38	3130A4AC6	1.400	1.400	2.773	2/27/2015	2/27/2018	10,000,000.00	10,000,000.00	9,991,400.00	99.914000	SUNGD
Agency Note	Intl Bank of Reconstruction & Development	IBRD-ST0615-100.00-07	45905URP1	0.500	0.500	2.848	3/12/2015	3/12/2018	10,000,000.00	10,000,000.00	10,000,000.00	100.000000	BOOK
Agency Note	Federal Home Loan Mortgage Corporation	FHLMC-QC0615-100.00-LW1-27	3134G6LW1	1.500	1.500	2.861	3/30/2015	3/30/2018	10,000,000.00	10,000,000.00	10,017,600.00	100.176000	SUNGD
Agency Note	Federal Home Loan Mortgage Corporation	FHLMC-QC0715-100.00-07	3134G6TO6	1.250	1.250	2.926	4/20/2015	4/20/2018	10,000,000.00	10,000,000.00	9,985,100.00	99.851000	SUNGD
Agency Note	Federal Home Loan Bank	FHLB-99.954-GJ5-82	3130A4GJ5	1.125	1.140	2.944	2/27/2015	4/25/2018	15,000,000.00	14,993,100.00	15,067,950.00	100.453000	SUNGD
Agency Note	Federal Home Loan Bank	FHLB-MC0613-99.990-6L0-82	3133836L0	1.200	1.202	3.005	5/28/2013	5/24/2018	10,000,000.00	9,999,000.00	9,976,000.00	99.760000	SUNGD
Agency Note	Intl Bank of Reconstruction & Development	IBRD-99.829-EJ8-07	459058EJ8	1.000	1.056	3.073	4/30/2015	6/15/2018	25,000,000.00	24,957,250.00	24,979,750.00	99.919000	SUNGD
Agency Note	Federal National Mortgage Association	FNMA-ST0815-100.00-DQ7-82	3136G2DQ7	1.500	1.500	4.622	2/13/2015	2/13/2020	10,000,000.00	10,000,000.00	9,974,500.00	99.745000	SUNGD
Total				Count 31	0.656	0.681	1.584			500,000,000.00	499,733,889.77	500,121,300.00	100.024260

AGENCY DISCOUNT NOTES	Issuer	Sec. Description	CUSIP	Coupon Rate	Yield to Maturity	Modified Duration	Purchase Date	Maturity Date	Current Par Value	Current Book Value	Market Value	Market Price	Price Source
Agency Discount Note	Federal Home Loan Bank	FHLB-DN-99.890-FG9-43	313384FG9	0.115	0.115	0.019	5/28/2014	5/7/2015	26,500,000.00	26,470,879.15	26,499,735.00	99.999000	SUNGD
Agency Discount Note	Federal Farm Credit Bank	FFCB-DN-99.935-HA1-07	313312HA1	0.110	0.110	0.134	11/19/2014	6/18/2015	25,000,000.00	24,983,881.94	24,998,500.00	99.994000	SUNGD
Agency Discount Note	Federal Home Loan Mortgage Corporation	FHLMC-DN-99.942-HN6-05	313396HN6	0.080	0.080	0.167	10/16/2014	6/30/2015	25,000,000.00	24,985,722.22	24,998,000.00	99.992000	SUNGD
Agency Discount Note	Federal Farm Credit Bank	FFCB-DN-99.927-HN3-48	313312HN3	0.130	0.130	0.167	12/10/2014	6/30/2015	50,000,000.00	49,963,527.78	49,996,000.00	99.992000	SUNGD
Agency Discount Note	Federal Home Loan Mortgage Corporation	FHLMC-DN-99.947-HP1-48	313396HP1	0.090	0.090	0.170	12/2/2014	7/1/2015	30,000,000.00	29,984,175.00	29,997,000.00	99.990000	SUNGD
Agency Discount Note	Federal National Mortgage Association	FNMA-DN-99.915-HP3-80	313588HP3	0.145	0.145	0.170	12/2/2014	7/1/2015	2,200,000.00	2,198,130.31	2,199,780.00	99.990000	SUNGD
Agency Discount Note	Federal National Mortgage Association	FNMA-DN-99.964-HP3-80	313588HP3	0.080	0.080	0.170	1/23/2015	7/1/2015	25,000,000.00	24,991,166.67	24,997,500.00	99.990000	SUNGD
Agency Discount Note	Federal National Mortgage Association	FNMA-DN-99.925-HR9-05	313588HR9	0.130	0.130	0.175	12/10/2014	7/3/2015	25,000,000.00	24,981,493.06	24,997,250.00	99.989000	SUNGD
Agency Discount Note	Federal National Mortgage Association	FNMA-DN-99.937-KK0-49	313588KK0	0.110	0.110	0.290	1/23/2015	8/14/2015	25,000,000.00	24,984,493.06	24,995,250.00	99.981000	SUNGD
Total				Count 9	0.108	0.108	0.161			233,700,000.00	233,543,469.19	233,679,015.00	99.991021

LOCAL AGENCY INVESTMENT FUND	Issuer	Sec. Description	CUSIP	Coupon Rate	Yield to Maturity	Modified Duration	Purchase Date	Maturity Date	Current Par Value	Current Book Value	Market Value	Market Price	Price Source
Local Agency Investment Fund	California State Pool	LOCAL AGENCY INVESTMENT FUND		0.260	0.260	0.003	3/31/2003	5/1/2015	49,882,480.62	49,882,480.62	49,882,480.62	100.000000	BOOK
Total				Count 1	0.260	0.260	0.003			49,882,480.62	49,882,480.62	49,882,480.62	100.000000

ASSET BACKED SECURITIES	Issuer	Sec. Description	CUSIP	Coupon Rate	Yield to Maturity	Modified Duration	Purchase Date	Maturity Date	Current Par Value	Current Book Value	Market Value	Market Price	Price Source
Asset Backed Security	Chase Issuance Trust	ABS-CHAIT-100.00-FJ8-27	161571FJ8	0.790	0.790	0.083	6/18/2012	6/15/2015	10,000,000.00	10,000,000.00	10,000,000.00	100.000000	BOOK
Asset Backed Security	Honda Auto Receivables Owners Trust	ABS-HAROT-99.994-AB8-43	43814FAB8	0.450	0.455	0.508	10/30/2013	4/18/2016	1,000,675.87	1,000,285.87	1,000,285.87	99.961026	BOOK
Asset Backed Security	Toyota Auto Rec Owners Trust	ABS-TAOT-99.999-AB1-43	89231MAB1	0.410	0.411	0.666	3/19/2014	8/15/2016	7,135,511.39	7,135,415.39	7,135,415.39	99.998655	BOOK
Asset Backed Security	Honda Auto Receivables Owners Trust	ABS-HAROT-99.992-AB1-27	43813JAB1	0.410	0.416	0.682	2/27/2014	8/22/2016	4,356,411.30	4,355,806.50	4,355,806.50	99.986117	BOOK
Asset Backed Security	Toyota Auto Rec Owners Trust	ABS-TAOT-99.993-AB6-05	89190AAB6	0.510	0.515	0.915	10/15/2014	2/15/2017	5,000,000.00	4,999,694.50	4,999,694.50	99.993890	BOOK
Asset Backed Security	Volkswagen Auto Loan Enhanced Trust	ABS-VALET-99.998-AB5-27	92867RAB5	0.420	0.421	0.971	4/30/2014	3/20/2017	8,625,442.31	8,625,210.91	8,625,210.91	99.997317	BOOK

POOLED INVESTMENTS AT APRIL 30, 2015 - PORTFOLIO POSITION DETAIL

Asset Backed Security	BMW Vehicle Owners Trust	ABS-BMWOT-99.996-AB5-41	09658UAB5	0.530	0.533	1.026	10/15/2014	4/25/2017	5,000,000.00	4,999,831.00	4,999,831.00	99.996620	BOOK
Asset Backed Security	Honda Auto Receivables Owners Trust	ABS-HAROT-99.994-AB7-05	43814KAB7	0.700	0.704	1.080	1/28/2015	6/15/2017	5,000,000.00	4,999,739.00	4,999,739.00	99.994780	BOOK
Asset Backed Security	Toyota Auto Rec Owners Trust	ABS-TAOT-99.999-AB4-27	89236WAB4	0.710	0.711	1.122	3/4/2015	7/17/2017	5,000,000.00	4,999,952.50	4,999,952.50	99.999050	BOOK
Asset Backed Security	Chase Issuance Trust	ABS-CHAIT-100.00-FM1-27	161571FM1	0.312	0.312	1.165	9/13/2012	8/15/2017	10,000,000.00	10,000,000.00	10,000,000.00	100.000000	BOOK
Asset Backed Security	Harley-Davidson Motorcycle Trust	ABS-HDMOT-99.993-AB4-43	41284AAB4	0.490	0.493	1.496	4/16/2014	4/15/2018	2,760,534.42	2,760,195.92	2,760,195.92	99.987738	BOOK
Asset Backed Security	Chase Issuance Trust	ABS-CHAIT-99.981-GJ7-27	161571GJ7	1.150	1.157	1.860	1/27/2014	1/15/2019	5,000,000.00	4,999,095.50	5,019,200.00	100.384000	USERP
Asset Backed Security	Chase Issuance Trust	ABS-CHAIT-100.00-GW8-27	161571GW8	0.431	0.431	2.032	4/29/2015	4/15/2019	10,000,000.00	10,000,000.00	10,000,000.00	100.000000	BOOK
		Total	Count 13	0.551	0.553	1.059			78,878,575.29	78,875,227.09	78,895,331.59	100.021243	

REPURCHASE AGREEMENT	Issuer	Sec. Description	CUSIP	Coupon Rate	Yield to Maturity	Modified Duration	Purchase Date	Maturity Date	Current Par Value	Current Book Value	Market Value	Market Price	Price Source
Repurchase Agreement	Overnight Repo	REPURCHASE AGREEMENT		0.130	0.130	0.003	4/30/2015	5/1/2015	6,100,000.00	6,100,000.00	6,100,000.00	100.000000	BOOK
		Total	Count 1	0.130	0.130	0.003			6,100,000.00	6,100,000.00	6,100,000.00	100.000000	

COMMERCIAL PAPER	Issuer	Sec. Description	CUSIP	Coupon Rate	Yield to Maturity	Modified Duration	Purchase Date	Maturity Date	Current Par Value	Current Book Value	Market Value	Market Price	Price Source
Commercial Paper	Coca-Cola Co.	CP-KOPP-99.902-S83-05	19121BS83	0.190	0.190	0.022	11/5/2014	5/8/2015	10,000,000.00	9,990,288.89	9,999,708.33	99.997083	SUNGD
Commercial Paper	Coca-Cola Co.	CP-KOPP-99.871-TV1-05	19121BTV1	0.230	0.230	0.164	12/10/2014	6/29/2015	25,000,000.00	24,967,895.83	24,993,854.17	99.975417	SUNGD
Commercial Paper	Nestle Capital Corp.	CP-NESCPP-99.951-U18-27	64105HU18	0.110	0.110	0.170	1/23/2015	7/1/2015	25,000,000.00	24,987,854.17	24,991,951.39	99.967806	SUNGD
Commercial Paper	General Electric Capital Corp.	CP-GECC-99.851-XP3-23	36959JP3	0.270	0.270	0.482	4/8/2015	10/23/2015	25,000,000.00	24,962,875.00	24,969,618.06	99.878472	SUNGD
Commercial Paper	Toyota Motor Credit Corp.	CP-TOYCC-99.835-Y65-24	89233HY65	0.280	0.280	0.520	4/8/2015	11/6/2015	25,000,000.00	24,958,777.78	24,958,000.00	99.832000	SUNGD
		Total	Count 5	0.220	0.220	0.306			110,000,000.00	109,867,691.67	109,913,131.95	99.921029	

NEGOTIABLE CD	Issuer	Sec. Description	CUSIP	Coupon Rate	Yield to Maturity	Modified Duration	Purchase Date	Maturity Date	Current Par Value	Current Book Value	Market Value	Market Price	Price Source
Negotiable CD	Royal Bank of Canada NY	CD-RY-100.00-SP2-41	78009NSP2	0.220	0.220	0.170	11/26/2014	7/1/2015	25,000,000.00	25,000,000.00	25,006,023.69	100.024095	SUNGD
Negotiable CD	Wells Fargo Bank NA	CD-WFFB-100.00-DD7-86	94988EDD7	0.250	0.250	0.170	12/24/2014	7/1/2015	25,000,000.00	25,000,000.00	25,007,315.40	100.029262	SUNGD
Negotiable CD	Skandi Enskilda Bank NY	CD-SEBNY-100.004-T48-07	83051HT48	0.240	0.230	0.170	1/14/2015	7/1/2015	25,000,000.00	25,001,165.50	25,006,885.51	100.027542	SUNGD
Negotiable CD	Rabobank NY	CD-RABONY-100.00-ZF4-86	21684BZF4	0.260	0.260	0.211	1/15/2015	7/16/2015	25,000,000.00	25,000,000.00	25,009,620.11	100.038480	SUNGD
Negotiable CD	Toronto Dominion Bank NY	CD-TDNY-100.00-FG6-07	89113EFG6	0.230	0.230	0.329	2/25/2015	8/28/2015	25,000,000.00	25,000,000.00	25,006,658.23	100.026633	SUNGD
Negotiable CD	Bank of Nova Scotia U.S.	CD-BNSHOU-100.00-N44-07	06417HN44	0.200	0.200	0.367	4/8/2015	9/11/2015	25,000,000.00	25,000,000.00	25,004,648.48	100.018594	SUNGD
Negotiable CD	Svenska Handelsbanken NY	CD-SVSNY-100.002-RL8-43	86958DRL8	0.295	0.290	0.405	3/25/2015	9/25/2015	25,000,000.00	25,000,637.94	25,014,889.05	100.059556	SUNGD
		Total	Count 7	0.242	0.240	0.260			175,000,000.00	175,001,803.44	175,056,040.47	100.032023	

CORPORATE MTN/BONDS	Issuer	Sec. Description	CUSIP	Coupon Rate	Yield to Maturity	Modified Duration	Purchase Date	Maturity Date	Current Par Value	Current Book Value	Market Value	Market Price	Price Source
Medium Term Note	Wells Fargo Bank NA	MTN-WFC-99.965-5F7-86	94985H5F7	0.750	0.768	0.222	7/29/2013	7/20/2015	10,000,000.00	9,996,500.00	10,007,700.00	100.077000	SUNGD
Medium Term Note	PepsiCo Inc.	FRN-PEP-100.00-CH9-05	713448CH9	0.478	0.478	0.249	4/30/2015	7/30/2015	5,000,000.00	5,000,000.00	5,001,300.00	100.026000	SUNGD
Medium Term Note	General Electric Capital Corp.	FRN-GE-100.00-7E8-43	36962G7E8	0.507	0.507	0.705	1/14/2014	1/14/2016	5,000,000.00	5,000,000.00	5,005,850.00	100.117000	SUNGD
Medium Term Note	John Deere Capital Corp.	MTN-DE-99.894-RZ4-27	24422ERZ4	0.750	0.786	0.726	1/23/2013	1/22/2016	3,000,000.00	2,996,820.00	3,008,370.00	100.279000	SUNGD
Medium Term Note	JP Morgan Chase & Co.	MTN-JPM-99.879-JU4-27	46623EJU4	1.125	1.166	0.819	2/26/2013	2/26/2016	5,000,000.00	4,993,950.00	5,024,300.00	100.486000	SUNGD
Medium Term Note	Wells Fargo Bank NA	FRN-WFC-100.000-2K2-86	94988J2K2	0.412	0.412	1.087	6/10/2014	6/2/2016	10,000,000.00	10,000,000.00	10,006,000.00	100.060000	SUNGD
Medium Term Note	Johnson & Johnson	FRN-JNJ-100.00-BE3-27	478160BE3	0.332	0.332	1.574	12/5/2013	11/28/2016	5,000,000.00	5,000,000.00	5,003,750.00	100.075000	SUNGD
Medium Term Note	US Bank N.A.	FRN-USB-100.00-MD2-07	90331HMD2	0.508	0.508	1.744	1/30/2014	1/30/2017	15,000,000.00	15,000,000.00	15,008,250.00	100.055000	SUNGD
Medium Term Note	Oracle Corp.	MTN-ORCL-99.625-AN5-27	68389XAN5	1.200	1.312	2.429	5/8/2014	10/15/2017	10,000,000.00	9,962,500.00	10,022,100.00	100.221000	SUNGD
Medium Term Note	Johnson & Johnson	MTN-JNJ-99.921-BL7-05	478160BL7	1.125	1.152	2.517	11/21/2014	11/21/2017	5,000,000.00	4,996,050.00	5,022,200.00	100.444000	SUNGD
Medium Term Note	Berkshire Hathaway Fin	FRN-BRK-100.00-CD1-86	084664CD1	0.576	0.576	2.681	1/15/2015	1/12/2018	7,000,000.00	7,000,000.00	7,018,270.00	100.261000	SUNGD
Medium Term Note	International Business Machines Corp.	MTN-IBM-99.542-HK0-41	459200HK0	1.250	1.345	2.726	2/8/2013	2/8/2018	5,000,000.00	4,977,100.00	5,018,450.00	100.369000	SUNGD
Medium Term Note	Texas Instruments Inc.	MTN-TXN-99.070-AV6-27	882508AV6	1.000	1.193	2.951	5/8/2013	5/1/2018	5,000,000.00	4,953,500.00	4,964,350.00	99.287000	SUNGD
Medium Term Note	Apple Inc.	MTN-AAPL-98.252-AJ9-27	037833AJ9	1.000	1.461	2.956	6/4/2014	5/3/2018	10,000,000.00	9,825,200.00	9,947,600.00	99.476000	SUNGD
Medium Term Note	Merck & Co Inc.	MTN-MRK-99.769-AG0-27	58933YAG0	1.300	1.348	2.983	5/20/2013	5/18/2018	5,000,000.00	4,988,450.00	5,009,850.00	100.197000	SUNGD
Medium Term Note	Cisco Systems Inc.	FRN-CSCO-100.00-AQ5-82	17275RAQ5	0.762	0.762	3.780	3/3/2014	3/1/2019	5,000,000.00	5,000,000.00	5,049,100.00	100.982000	SUNGD
		Total	Count 16	0.789	0.862	1.866			110,000,000.00	109,690,070.00	110,117,440.00	100.106764	

Grand Total 2,198,561,055.91 2,196,869,617.54 2,200,567,389.63



GLOSSARY OF INVESTMENT TERMS

ASSET BACKED SECURITIES: Securities, such as bonds or notes, collateralized by receivables such as credit card or auto loans.

BOOK VALUE: The original cost of the investment, plus accrued interest and amortization of any premium or discount.

CERTIFICATE OF DEPOSIT (CD or NCD): A deposit of funds at a bank for a specified period of time that earns interest at a specified rate. Commonly known as "CDs" or "negotiable CDs."

COUPON: The annual rate at which a bond pays interest.

CUSIP: The number identifying all stocks and registered bonds, using the Committee on Uniform Securities Identification Procedures (CUSIP).

DURATION: The weighted average time to maturity of a bond where the weights are the present values of future cash flows. Duration measures the price sensitivity of a bond to changes in interest rates.

LOCAL AGENCY INVESTMENT FUND (LAIF): An investment pool sponsored by the State of California and administered/managed by the State Treasurer's Office. Local government units, with consent of the local governing body of that agency, may voluntarily deposit surplus funds for the purpose of investment.

MARKET VALUE: The price at which a security is trading and could presumably be purchased or sold.

MATURITY: The date upon which the principal or stated value of an investment becomes due and payable.

PAR VALUE: The amount of principal which must be paid at maturity. Also referred to as the face amount of a bond, normally quoted in \$1,000 increments per bond.

REPURCHASE AGREEMENT (RP OR REPO): The purchase of securities, on a temporary basis, with the seller's simultaneous agreement to repurchase the securities at a later date at a specified price that includes interest for the buyer's holding period. In essence, this is a collateralized investment whereby the security "buyer" lends the "seller" money for the period of the agreement.

U. S. GOVERNMENT AGENCY SECURITIES: Debt securities issued by U. S. Government sponsored enterprises and federally related institutions. These government agencies include: Federal Home Loan Banks (FHLB); Federal Home Loan Mortgage Corporation (FHLMC, or "Freddie Mac"); Federal National Mortgage Association (FNMA, or "Fannie Mae"); Federal Farm Credit Banks (FFCB); and Tennessee Valley Authority (TVA).

U.S. TREASURY SECURITIES: Securities issued by the U. S. Treasury and backed by the full faith and credit of the United States. Treasuries are considered to have no credit risk, and are the benchmark for interest rates on all other securities in the U.S. and overseas. The Treasury issues both discounted securities and fixed coupon notes and bonds.

WEIGHTED AVERAGE DAYS TO MATURITY: The weighted average of the remaining term to maturity of all of the assets in an investment pool or securities portfolio, as expressed in days.

YIELD: The rate of annual income return on an investment, expressed as a percentage.

(a) **EARNED INCOME YIELD** is the annual income from an investment divided by the current market value.

(b) **YIELD TO MATURITY** is the rate of return earned on an investment considering all cash flows and timing factors: interest earnings, discounts, and premiums above par.

For additional glossary terms, previous Investment Reports, and City Investment Policy, please visit the Office of the City Treasurer's website at: <http://www.sandiego.gov/treasurer/investments/>