

POOLED INVESTMENTS AT MARCH 31, 2015 - SUMMARY & STATISTICS

City of San Diego  
Office of the City Treasurer



**ASSET ALLOCATION**

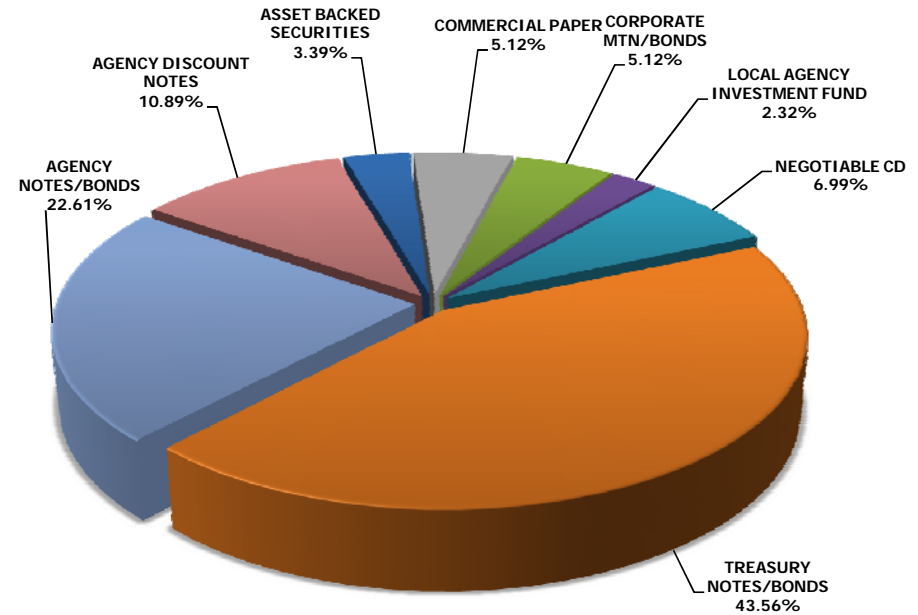
| Assets (000's)               | Current Par Value | Current Book Value | Market Value     | Mkt/Book       | Yield to Maturity |
|------------------------------|-------------------|--------------------|------------------|----------------|-------------------|
| ASSET BACKED SECURITIES      | 72,725            | 72,722             | 72,744           | 100.03%        | 0.56%             |
| COMMERCIAL PAPER             | 110,000           | 109,893            | 109,970          | 100.07%        | 0.19%             |
| CORPORATE MTN/BONDS          | 110,000           | 109,690            | 110,094          | 100.37%        | 0.85%             |
| LOCAL AGENCY INVESTMENT FUND | 49,851            | 49,851             | 49,851           | 100.00%        | 0.24%             |
| NEGOTIABLE CD                | 150,000           | 150,002            | 150,051          | 100.03%        | 0.25%             |
| TREASURY NOTES/BONDS         | 935,000           | 934,134            | 937,047          | 100.31%        | 0.65%             |
| AGENCY NOTES/BONDS           | 485,000           | 484,777            | 485,262          | 100.10%        | 0.65%             |
| AGENCY DISCOUNT NOTES        | 233,700           | 233,543            | 233,661          | 100.05%        | 0.11%             |
| <b>Totals (000's):</b>       | <b>2,146,276</b>  | <b>2,144,611</b>   | <b>2,148,679</b> | <b>100.19%</b> | <b>0.54%</b>      |

**Portfolio Breakdown & Statistics**

|                                   | Liquidity     | Core            |
|-----------------------------------|---------------|-----------------|
| Portfolio Size                    | \$773,230,040 | \$1,371,381,300 |
| % of total pool                   | 36.05%        | 63.95%          |
| Portfolio Duration*               | 0.28          | 1.57            |
| Index Duration*                   | 0.37          | 1.87            |
| % of index                        | 76.87%        | 83.89%          |
| Weighted Average Days to Maturity | 104           | 680             |
| Earned Income Yield               | 0.236%        | 0.739%          |

\* Macaulay's Duration for fund 9997 and Effective Duration for fund 9998.

Note: These figures do not include the effects of trades settling over month-end. After the trades settle, Core duration increases to 1.603.



Pooled Portfolio Composition by Book Value

POOLED INVESTMENTS AT MARCH 31, 2015 - MATURITY DISTRIBUTION

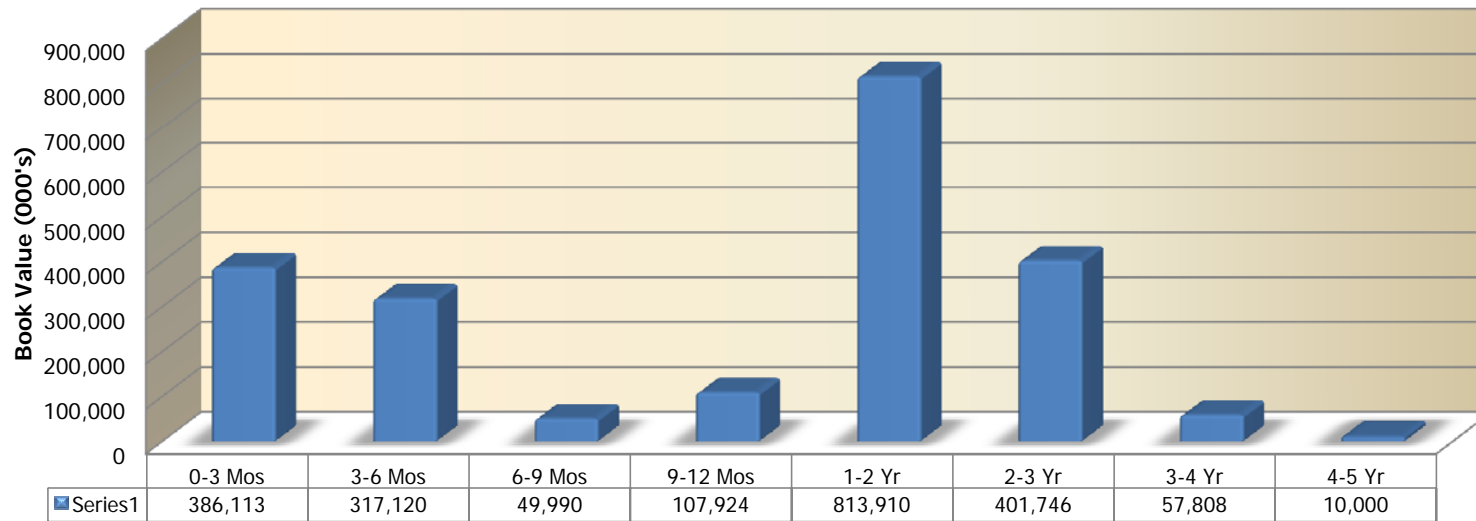
City of San Diego  
Office of the City Treasurer



**MATURITY DISTRIBUTION**

| Current Book Value (000's)   | 0-3 Mos        | 3-6 Mos        | 6-9 Mos       | 9-12 Mos       | 1-2 Yr         | 2-3 Yr         | 3-4 Yr        | 4-5 Yr        | Totals (000's)   |
|------------------------------|----------------|----------------|---------------|----------------|----------------|----------------|---------------|---------------|------------------|
| ASSET BACKED SECURITIES      | 10,000         |                |               |                | 29,674         | 25,000         | 8,049         |               | 72,722           |
| COMMERCIAL PAPER             | 84,905         | 24,988         |               |                |                |                |               |               | 109,893          |
| CORPORATE MTN/BONDS          |                | 14,997         |               | 12,991         | 30,000         | 26,936         | 24,767        |               | 109,690          |
| LOCAL AGENCY INVESTMENT FUND | 49,851         |                |               |                |                |                |               |               | 49,851           |
| NEGOTIABLE CD                |                | 150,002        |               |                |                |                |               |               | 150,002          |
| TREASURY NOTES/BONDS         | 49,972         | 9,995          |               | 49,930         | 574,418        | 249,819        |               |               | 934,134          |
| AGENCY NOTES/BONDS           | 64,981         | 9,999          | 49,990        | 45,004         | 179,819        | 99,992         | 24,992        | 10,000        | 484,777          |
| AGENCY DISCOUNT NOTES        | 126,404        | 107,139        |               |                |                |                |               |               | 233,543          |
| <b>Totals (000's):</b>       | <b>386,113</b> | <b>317,120</b> | <b>49,990</b> | <b>107,924</b> | <b>813,910</b> | <b>401,746</b> | <b>57,808</b> | <b>10,000</b> | <b>2,144,611</b> |
| <b>% of Portfolio</b>        | <b>18.00%</b>  | <b>14.79%</b>  | <b>2.33%</b>  | <b>5.03%</b>   | <b>37.95%</b>  | <b>18.73%</b>  | <b>2.70%</b>  | <b>0.47%</b>  | <b>100.00%</b>   |

Maturity Distribution  
March 31, 2015

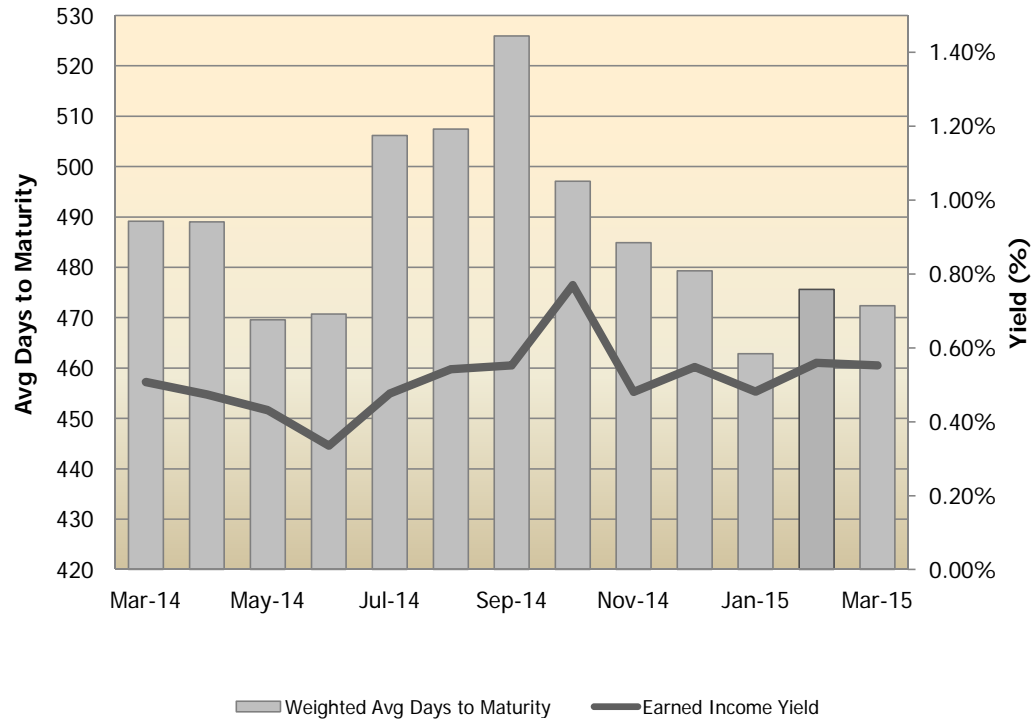




**PORTFOLIO - EARNED INCOME YIELD**

| Month  | Earned Income Yield | Weighted Avg Days to Maturity |
|--------|---------------------|-------------------------------|
| Mar-14 | 0.51%               | 489.14                        |
| Apr-14 | 0.47%               | 489.05                        |
| May-14 | 0.43%               | 469.57                        |
| Jun-14 | 0.34%               | 470.71                        |
| Jul-14 | 0.48%               | 506.15                        |
| Aug-14 | 0.54%               | 507.45                        |
| Sep-14 | 0.55%               | 525.96                        |
| Oct-14 | 0.77%               | 497.09                        |
| Nov-14 | 0.48%               | 484.88                        |
| Dec-14 | 0.55%               | 479.30                        |
| Jan-15 | 0.48%               | 462.87                        |
| Feb-15 | 0.56%               | 475.64                        |
| Mar-15 | 0.55%               | 472.39                        |

Yield and Weighted Average Days to Maturity Trends



INVESTMENTS AT MARCH 31, 2015 - SUMMARY BY FUND TYPE

City of San Diego  
Office of the City Treasurer



**INVESTMENT STATUS SUMMARY BY FUND TYPE**

| Category                                     | Cost of Invest Held     | % of Total     | Market Value            |
|--|-------------------------|----------------|-------------------------|
| <b>POOLED INVESTMENTS:</b>                   | <b>2,144,611,340.10</b> | <b>99.11%</b>  | <b>2,148,679,294.07</b> |
| <b>BOND/NOTE FUNDS INVESTED BY TREASURER</b> | <b>19,305,246.38</b>    | <b>0.89%</b>   | <b>19,317,436.70</b>    |
| CIVICSD/CCDC 2006A                           | 19,305,246.38           | 0.89%          | 19,317,436.70           |
| <b>TOTAL INVESTED FUNDS:</b>                 | <b>2,163,916,586.48</b> | <b>100.00%</b> | <b>2,167,996,730.77</b> |

POOLED INVESTMENTS AT MARCH 31, 2015 - PORTFOLIO POSITION DETAIL

| TREASURY NOTES/BONDS | Issuer      | Sec. Description  | CUSIP     | Coupon Rate | Yield to Maturity | Modified Duration | Purchase Date | Maturity Date | Current Par Value | Current Book Value | Market Value   | Market Price | Price Source |
|----------------------|-------------|-------------------|-----------|-------------|-------------------|-------------------|---------------|---------------|-------------------|--------------------|----------------|--------------|--------------|
| US Treasury Note     | US Treasury | TN-99.757-UY4-86  | 912828UY4 | 0.125       | 0.250             | 0.082             | 4/30/2014     | 4/30/2015     | 25,000,000.00     | 24,968,697.44      | 24,996,000.00  | 99.984000    | SUNGD        |
| US Treasury Note     | US Treasury | TN-100.027-VH0-07 | 912828VH0 | 0.375       | 0.361             | 0.249             | 6/30/2014     | 6/30/2015     | 25,000,000.00     | 25,003,422.66      | 25,015,750.00  | 100.063000   | SUNGD        |
| US Treasury Note     | US Treasury | TN-99.812-VN7-27  | 912828VN7 | 0.250       | 0.343             | 0.334             | 1/31/2015     | 7/31/2015     | 10,000,000.00     | 9,995,344.65       | 10,004,700.00  | 100.047000   | SUNGD        |
| US Treasury Note     | US Treasury | TN-99.875-US7-27  | 912828US7 | 0.375       | 0.418             | 0.955             | 4/1/2013      | 3/15/2016     | 25,000,000.00     | 24,968,750.00      | 25,025,500.00  | 100.102000   | SUNGD        |
| US Treasury Note     | US Treasury | TN-99.843-C40-38  | 912828C40 | 0.375       | 0.454             | 0.999             | 3/31/2014     | 3/31/2016     | 25,000,000.00     | 24,960,937.50      | 25,023,500.00  | 100.094000   | SUNGD        |
| US Treasury Note     | US Treasury | TN-99.750-UW8-27  | 912828UW8 | 0.250       | 0.335             | 1.037             | 5/1/2013      | 4/15/2016     | 25,000,000.00     | 24,937,500.00      | 24,986,250.00  | 99.945000    | SUNGD        |
| US Treasury Note     | US Treasury | TN-99.875-C81-25  | 912828C81 | 0.375       | 0.438             | 1.081             | 4/30/2014     | 4/30/2016     | 25,000,000.00     | 24,968,750.00      | 25,013,750.00  | 100.055000   | SUNGD        |
| US Treasury Note     | US Treasury | TN-99.257-VC1-43  | 912828VC1 | 0.250       | 0.504             | 1.120             | 6/3/2013      | 5/15/2016     | 25,000,000.00     | 24,814,453.13      | 24,978,500.00  | 99.914000    | SUNGD        |
| US Treasury Note     | US Treasury | TN-100.00-WM8-49  | 912828WM8 | 0.375       | 0.375             | 1.164             | 6/2/2014      | 5/31/2016     | 25,000,000.00     | 25,000,000.00      | 25,007,750.00  | 100.031000   | SUNGD        |
| US Treasury Note     | US Treasury | TN-99.523-VG2-22  | 912828VG2 | 0.500       | 0.663             | 1.202             | 6/28/2013     | 6/15/2016     | 25,000,000.00     | 24,880,859.38      | 25,041,000.00  | 100.164000   | SUNGD        |
| US Treasury Note     | US Treasury | TN-100.093-WQ9-49 | 912828WQ9 | 0.500       | 0.453             | 1.246             | 6/30/2014     | 6/30/2016     | 25,000,000.00     | 25,023,437.50      | 25,041,000.00  | 100.164000   | SUNGD        |
| US Treasury Note     | US Treasury | TN-99.980-VL1-07  | 912828VL1 | 0.625       | 0.632             | 1.284             | 8/1/2013      | 7/15/2016     | 25,000,000.00     | 24,995,117.19      | 25,076,250.00  | 100.305000   | SUNGD        |
| US Treasury Note     | US Treasury | TN-99.882-WX4-49  | 912828WX4 | 0.500       | 0.559             | 1.330             | 8/1/2014      | 7/31/2016     | 25,000,000.00     | 24,970,703.13      | 25,041,000.00  | 100.164000   | SUNGD        |
| US Treasury Note     | US Treasury | TN-99.574-VR8-07  | 912828VR8 | 0.625       | 0.770             | 1.368             | 8/27/2013     | 8/15/2016     | 25,000,000.00     | 24,893,554.69      | 25,074,250.00  | 100.297000   | SUNGD        |
| US Treasury Note     | US Treasury | TN-100.007-D64-82 | 912828D64 | 0.500       | 0.496             | 1.413             | 9/2/2014      | 8/31/2016     | 25,000,000.00     | 25,001,953.13      | 25,031,250.00  | 100.125000   | SUNGD        |
| US Treasury Note     | US Treasury | TN-100.714-VW7-07 | 912828VW7 | 0.875       | 0.630             | 1.449             | 10/1/2013     | 9/15/2016     | 25,000,000.00     | 25,178,710.94      | 25,160,250.00  | 100.641000   | SUNGD        |
| US Treasury Note     | US Treasury | TN-99.820-F47-43  | 912828F47 | 0.500       | 0.591             | 1.496             | 9/30/2014     | 9/30/2016     | 25,000,000.00     | 24,955,078.13      | 25,025,500.00  | 100.102000   | SUNGD        |
| US Treasury Note     | US Treasury | TN-100.136-WA4-26 | 912828WA4 | 0.625       | 0.578             | 1.530             | 11/1/2013     | 10/15/2016    | 25,000,000.00     | 25,034,179.69      | 25,066,500.00  | 100.266000   | SUNGD        |
| US Treasury Note     | US Treasury | TN-99.746-F88-05  | 912828F88 | 0.375       | 0.503             | 1.578             | 10/31/2014    | 10/31/2016    | 25,000,000.00     | 24,936,523.44      | 24,968,750.00  | 99.875000    | SUNGD        |
| US Treasury Note     | US Treasury | TN-100.226-WF3-27 | 912828WF3 | 0.625       | 0.548             | 1.613             | 12/2/2013     | 11/15/2016    | 25,000,000.00     | 25,056,640.63      | 25,064,500.00  | 100.258000   | SUNGD        |
| US Treasury Note     | US Treasury | TN-99.992-G46-38  | 912828G46 | 0.500       | 0.504             | 1.659             | 12/1/2014     | 11/30/2016    | 25,000,000.00     | 24,998,390.29      | 25,011,750.00  | 100.047000   | SUNGD        |
| US Treasury Note     | US Treasury | TN-99.886-H29-07  | 912828H29 | 0.625       | 0.682             | 1.741             | 12/31/2014    | 12/31/2016    | 25,000,000.00     | 24,971,679.69      | 25,060,500.00  | 100.242000   | SUNGD        |
| US Treasury Note     | US Treasury | TN-100.097-A91-26 | 912828A91 | 0.750       | 0.717             | 1.778             | 1/31/2014     | 1/15/2017     | 25,000,000.00     | 25,024,414.06      | 25,109,500.00  | 100.438000   | SUNGD        |
| US Treasury Note     | US Treasury | TN-100.03-H78-48  | 912828H78 | 0.500       | 0.484             | 1.826             | 2/2/2015      | 1/31/2017     | 25,000,000.00     | 25,008,503.11      | 25,002,000.00  | 100.008000   | SUNGD        |
| US Treasury Note     | US Treasury | TN-99.875-B74-48  | 912828B74 | 0.625       | 0.668             | 1.863             | 2/28/2014     | 2/15/2017     | 25,000,000.00     | 24,968,750.00      | 25,041,000.00  | 100.164000   | SUNGD        |
| US Treasury Note     | US Treasury | TN-99.722-J35-82  | 912828J35 | 0.500       | 0.640             | 1.909             | 3/2/2015      | 2/28/2017     | 25,000,000.00     | 24,931,343.41      | 24,984,500.00  | 99.938000    | SUNGD        |
| US Treasury Note     | US Treasury | TN-99.593-C32-43  | 912828C32 | 0.750       | 0.888             | 1.944             | 3/20/2014     | 3/15/2017     | 25,000,000.00     | 24,898,437.50      | 25,097,750.00  | 100.391000   | SUNGD        |
| US Treasury Note     | US Treasury | TN-99.875-J92-86  | 912828J92 | 0.500       | 0.563             | 2.000             | 3/31/2015     | 3/31/2017     | 25,000,000.00     | 24,968,750.00      | 24,970,750.00  | 99.883000    | SUNGD        |
| US Treasury Note     | US Treasury | TN-99.882-C73-07  | 912828C73 | 0.875       | 0.915             | 2.017             | 4/24/2014     | 4/15/2017     | 25,000,000.00     | 24,970,703.13      | 25,146,500.00  | 100.586000   | SUNGD        |
| US Treasury Note     | US Treasury | TN-100.289-WH9-82 | 912828WH9 | 0.875       | 0.777             | 2.101             | 5/23/2014     | 5/15/2017     | 25,000,000.00     | 25,072,265.63      | 25,140,750.00  | 100.563000   | SUNGD        |
| US Treasury Note     | US Treasury | TN-99.925-WP1-26  | 912828WP1 | 0.875       | 0.900             | 2.184             | 6/16/2014     | 6/15/2017     | 25,000,000.00     | 24,981,445.31      | 25,130,750.00  | 100.523000   | SUNGD        |
| US Treasury Note     | US Treasury | TN-99.570-WT3-86  | 912828WT3 | 0.875       | 1.023             | 2.267             | 8/1/2014      | 7/15/2017     | 25,000,000.00     | 24,892,578.13      | 25,125,000.00  | 100.500000   | SUNGD        |
| US Treasury Note     | US Treasury | TN-99.824-D98-86  | 912828D98 | 1.000       | 1.060             | 2.431             | 9/30/2014     | 9/15/2017     | 25,000,000.00     | 24,956,054.69      | 25,172,000.00  | 100.688000   | SUNGD        |
| US Treasury Note     | US Treasury | TN-99.859-F54-48  | 912828F54 | 0.875       | 0.923             | 2.506             | 10/31/2014    | 10/15/2017    | 25,000,000.00     | 24,974,459.13      | 25,086,000.00  | 100.344000   | SUNGD        |
| US Treasury Note     | US Treasury | TN-99.937-G20-86  | 912828G20 | 0.875       | 0.896             | 2.590             | 12/1/2014     | 11/15/2017    | 25,000,000.00     | 24,994,043.51      | 25,066,500.00  | 100.266000   | SUNGD        |
| US Treasury Note     | US Treasury | TN-99.585-G79-41  | 912828G79 | 1.000       | 1.142             | 2.668             | 12/24/2014    | 12/15/2017    | 25,000,000.00     | 24,902,665.70      | 25,134,750.00  | 100.539000   | SUNGD        |
| US Treasury Note     | US Treasury | TN-100.30-H37-07  | 912828H37 | 0.875       | 0.772             | 2.756             | 1/30/2015     | 1/15/2018     | 25,000,000.00     | 25,084,259.54      | 25,025,500.00  | 100.102000   | SUNGD        |
| US Treasury Note     | US Treasury | TN-99.929-H94-49  | 912828H94 | 1.000       | 1.024             | 2.835             | 2/27/2015     | 2/15/2018     | 25,000,000.00     | 24,990,709.17      | 25,099,500.00  | 100.398000   | SUNGD        |
| Total                | Count 38    |                   |           | 0.608       | 0.649             | 1.642             |               |               | 935,000,000.00    | 934,134,065.23     | 937,046,950.00 | 100.218925   |              |

| AGENCY NOTES/BONDS | Issuer                   | Sec. Description          | CUSIP     | Coupon Rate | Yield to Maturity | Modified Duration | Purchase Date | Maturity Date | Current Par Value | Current Book Value | Market Value  | Market Price | Price Source |
|--------------------|--------------------------|---------------------------|-----------|-------------|-------------------|-------------------|---------------|---------------|-------------------|--------------------|---------------|--------------|--------------|
| Agency Note        | Federal Home Loan Bank   | FHLB-99.995-3V6-43        | 3130A23V6 | 0.125       | 0.130             | 0.140             | 5/21/2014     | 5/21/2015     | 25,000,000.00     | 24,998,750.00      | 25,000,250.00 | 100.001000   | SUNGD        |
| Agency Note        | Federal Home Loan Bank   | FHLB-99.988-BH8-07        | 3130A28B8 | 0.125       | 0.137             | 0.181             | 6/5/2014      | 6/5/2015      | 25,000,000.00     | 24,997,000.00      | 24,998,000.00 | 99.992000    | SUNGD        |
| Agency Note        | Federal Farm Credit Bank | FFCB-99.692-RQ3-07        | 3133EARQ3 | 0.500       | 0.600             | 0.230             | 6/23/2014     | 6/23/2015     | 15,000,000.00     | 14,985,023.98      | 15,012,150.00 | 100.081000   | SUNGD        |
| Agency Note        | Federal Farm Credit Bank | FFCB-99.945-HV9-49        | 3133ECHV9 | 0.350       | 0.373             | 0.331             | 1/30/2015     | 7/30/2015     | 10,000,000.00     | 9,998,851.79       | 10,006,600.00 | 100.066000   | SUNGD        |
| Agency Note        | Federal Home Loan Bank   | FHLB-99.975-ZZ2-49        | 3130A2ZZ2 | 0.210       | 0.233             | 0.522             | 9/12/2014     | 10/9/2015     | 25,000,000.00     | 24,993,879.25      | 24,993,750.00 | 99.975000    | SUNGD        |
| Agency Note        | Federal Home Loan Bank   | FHLB-99.976-4D5-82        | 3130A24D5 | 0.230       | 0.245             | 0.713             | 12/18/2014    | 12/18/2015    | 25,000,000.00     | 24,996,268.92      | 24,987,250.00 | 99.949000    | SUNGD        |
| Agency Note        | Federal Home Loan Bank   | FHLB-QC0415-100.00-XY5-38 | 3130A3XY5 | 0.310       | 0.310             | 0.883             | 1/30/2015     | 2/19/2016     | 20,000,000.00     | 20,000,000.00      | 19,993,800.00 | 99.969000    | SUNGD        |

POOLED INVESTMENTS AT MARCH 31, 2015 - PORTFOLIO POSITION DETAIL

|              |   |                            |           |              |              |              |            |            |                       |                       |                       |                   |       |
|--------------|---|----------------------------|-----------|--------------|--------------|--------------|------------|------------|-----------------------|-----------------------|-----------------------|-------------------|-------|
| Agency Note  | Federal Home Loan Bank                    | FHLB-100.00-ME9-86         | 3130A4ME9 | 0.330        | 0.330        | 0.941        | 3/27/2015  | 3/10/2016  | 25,000,000.00         | 25,003,895.83         | 25,001,000.00         | 100.004000        | SUNGD |
| Agency Note  | Federal Home Loan Mortgage Corporation    | FHLMC-99.994-DQ9-46        | 3137EADQ9 | 0.500        | 0.502        | 1.113        | 3/7/2013   | 5/13/2016  | 20,000,000.00         | 19,998,800.00         | 20,025,400.00         | 100.127000        | SUNGD |
| Agency Note  | Intl Bank of Reconstruction & Development | IBRD-99.951-DM2-05         | 459058DM2 | 0.500        | 0.525        | 1.121        | 2/20/2014  | 5/16/2016  | 20,000,000.00         | 19,990,200.00         | 20,010,600.00         | 100.053000        | SUNGD |
| Agency Note  | Federal Home Loan Bank                    | FHLB-99.991-P32-86         | 3130A3P32 | 0.430        | 0.435        | 1.249        | 12/5/2014  | 7/1/2016   | 25,000,000.00         | 24,997,900.00         | 25,027,500.00         | 100.110000        | SUNGD |
| Agency Note  | Federal National Mortgage Association     | FNMA-99.679-YE7-07         | 3135G0YE7 | 0.625        | 0.730        | 1.398        | 7/19/2013  | 8/26/2016  | 25,000,000.00         | 24,919,750.00         | 25,066,250.00         | 100.265000        | SUNGD |
| Agency Note  | Federal Home Loan Bank                    | FHLB-99.813-T97-38         | 3130A2T97 | 0.500        | 0.589        | 1.488        | 8/13/2014  | 9/28/2016  | 25,000,000.00         | 24,953,250.00         | 25,001,000.00         | 100.004000        | SUNGD |
| Agency Note  | Federal Home Loan Mortgage Corporation    | FHLMC-QC0413-100.00-P38-43 | 3134G3P38 | 0.750        | 0.750        | 1.500        | 10/24/2012 | 10/5/2016  | 10,000,000.00         | 10,000,000.00         | 10,000,600.00         | 100.006000        | SUNGD |
| Agency Note  | Federal Home Loan Bank                    | FHLB-99.960-J70-82         | 3130A3J70 | 0.625        | 0.645        | 1.635        | 11/17/2014 | 11/23/2016 | 15,000,000.00         | 14,994,000.00         | 15,014,250.00         | 100.095000        | SUNGD |
| Agency Note  | Federal Home Loan Mortgage Corporation    | FHLMC-99.825-DU0-07        | 3137EADU0 | 0.500        | 0.587        | 1.815        | 1/16/2015  | 1/27/2017  | 20,000,000.00         | 19,965,000.00         | 19,965,600.00         | 99.828000         | SUNGD |
| Agency Note  | Federal Home Loan Mortgage Corporation    | FHLMC-OT0415-100.00-YG4-27 | 3134G5YG4 | 0.875        | 0.875        | 1.809        | 1/27/2015  | 1/27/2017  | 10,000,000.00         | 10,000,000.00         | 10,004,000.00         | 100.040000        | SUNGD |
| Agency Note  | Federal Home Loan Bank                    | FHLB-QC0515-100.00-6A5-38  | 3130A4A65 | 0.900        | 0.900        | 1.892        | 2/27/2015  | 2/27/2017  | 10,000,000.00         | 10,000,000.00         | 10,010,700.00         | 100.107000        | SUNGD |
| Agency Note  | Federal Home Loan Mortgage Corporation    | FHLMC-QC1214-100.00-HV0-48 | 3134G5HV0 | 1.250        | 1.250        | 2.464        | 9/29/2014  | 9/29/2017  | 10,000,000.00         | 10,000,000.00         | 10,015,900.00         | 100.159000        | SUNGD |
| Agency Note  | Federal National Mortgage Association     | FNMA-MC0413-100.00-OL0-27  | 3135G0QL0 | 1.000        | 1.000        | 2.527        | 10/24/2012 | 10/24/2017 | 10,000,000.00         | 10,000,000.00         | 9,971,900.00          | 99.719000         | SUNGD |
| Agency Note  | Federal Home Loan Mortgage Corporation    | FHLMC-QC0215-100.00-QN8-48 | 3134G5QN8 | 1.300        | 1.300        | 2.608        | 11/28/2014 | 11/27/2017 | 10,000,000.00         | 10,000,000.00         | 10,015,000.00         | 100.150000        | SUNGD |
| Agency Note  | Federal National Mortgage Association     | FNMA-ST1213-100.00-7A3-48  | 3136G07A3 | 0.800        | 0.800        | 2.674        | 12/13/2012 | 12/13/2017 | 10,000,000.00         | 10,000,000.00         | 9,997,100.00          | 99.971000         | SUNGD |
| Agency Note  | Federal Farm Credit Bank                  | FFCB-99.919-FE5-86         | 3133EEFE5 | 1.125        | 1.152        | 2.672        | 12/18/2014 | 12/18/2017 | 10,000,000.00         | 9,991,970.00          | 10,042,200.00         | 100.422000        | SUNGD |
| Agency Note  | Federal National Mortgage Association     | FNMA-QC0613-100.00-TD5-82  | 3135G0TD5 | 1.000        | 1.000        | 2.705        | 12/31/2012 | 12/28/2017 | 10,000,000.00         | 10,000,000.00         | 9,972,000.00          | 99.720000         | SUNGD |
| Agency Note  | Federal Home Loan Mortgage Corporation    | FHLMC-QC0515-100.00-FU2-07 | 3134G6FU2 | 1.400        | 1.400        | 2.815        | 2/13/2015  | 2/13/2018  | 10,000,000.00         | 10,000,000.00         | 10,012,600.00         | 100.126000        | SUNGD |
| Agency Note  | Federal Home Loan Bank                    | FHLB-QC0515-100.00-AC6-38  | 3130A4AC6 | 1.400        | 1.400        | 2.854        | 2/27/2015  | 2/27/2018  | 10,000,000.00         | 10,000,000.00         | 10,016,900.00         | 100.169000        | SUNGD |
| Agency Note  | Intl Bank of Reconstruction & Development | IBRD-ST0615-100.00-07      | 45905URP1 | 0.500        | 0.500        | 2.929        | 3/12/2015  | 3/12/2018  | 10,000,000.00         | 10,000,000.00         | 10,000,000.00         | 100.000000        | BOOK  |
| Agency Note  | Federal Home Loan Mortgage Corporation    | FHLMC-QC0615-100.00-LW1-27 | 3134G6LW1 | 1.500        | 1.500        | 2.945        | 3/30/2015  | 3/30/2018  | 10,000,000.00         | 10,000,000.00         | 10,018,700.00         | 100.187000        | SUNGD |
| Agency Note  | Federal Home Loan Bank                    | FHLB-99.954-GJ5-82         | 3130A4GJ5 | 1.125        | 1.140        | 3.008        | 2/27/2015  | 4/25/2018  | 15,000,000.00         | 14,993,100.00         | 15,075,000.00         | 100.500000        | SUNGD |
| Agency Note  | Federal Home Loan Bank                    | FHLB-MC0613-99.990-6L0-82  | 3133836L0 | 1.200        | 1.202        | 3.085        | 5/28/2013  | 5/24/2018  | 10,000,000.00         | 9,999,000.00          | 9,983,300.00          | 99.833000         | SUNGD |
| Agency Note  | Federal National Mortgage Association     | FNMA-ST0815-100.00-DQ7-82  | 3136G2DQ7 | 1.500        | 1.500        | 4.702        | 2/13/2015  | 2/13/2020  | 10,000,000.00         | 10,000,000.00         | 10,022,400.00         | 100.224000        | SUNGD |
| <b>Total</b> | <b>Count 31</b>                           |                            |           | <b>0.624</b> | <b>0.647</b> | <b>1.531</b> |            |            | <b>485,000,000.00</b> | <b>484,776,639.77</b> | <b>485,261,700.00</b> | <b>100.053959</b> |       |

| AGENCY DISCOUNT NOTES | Issuer                                 | Sec. Description       | CUSIP     | Coupon Rate  | Yield to Maturity | Modified Duration | Purchase Date | Maturity Date | Current Par Value     | Current Book Value    | Market Value          | Market Price     | Price Source |
|-----------------------|--|------------------------|-----------|--------------|-------------------|-------------------|---------------|---------------|-----------------------|-----------------------|-----------------------|------------------|--------------|
| Agency Discount Note  | Federal Home Loan Bank                 | FHLB-DN-99.890-FG9-43  | 313384FG9 | 0.115        | 0.115             | 0.101             | 5/28/2014     | 5/7/2015      | 26,500,000.00         | 26,470,879.15         | 26,498,940.00         | 99.996000        | SUNGD        |
| Agency Discount Note  | Federal Farm Credit Bank               | FFCB-DN-99.935-HA1-07  | 313312HA1 | 0.110        | 0.110             | 0.216             | 11/19/2014    | 6/18/2015     | 25,000,000.00         | 24,983,881.94         | 24,996,750.00         | 99.987000        | SUNGD        |
| Agency Discount Note  | Federal Home Loan Mortgage Corporation | FHLMC-DN-99.942-HN6-05 | 313396HN6 | 0.080        | 0.080             | 0.249             | 10/16/2014    | 6/30/2015     | 25,000,000.00         | 24,985,722.22         | 24,996,250.00         | 99.985000        | SUNGD        |
| Agency Discount Note  | Federal Farm Credit Bank               | FFCB-DN-99.927-HN3-48  | 313312HN3 | 0.130        | 0.130             | 0.249             | 12/10/2014    | 6/30/2015     | 50,000,000.00         | 49,963,527.78         | 49,992,500.00         | 99.985000        | SUNGD        |
| Agency Discount Note  | Federal Home Loan Mortgage Corporation | FHLMC-DN-99.947-HP1-48 | 313396HP1 | 0.090        | 0.090             | 0.252             | 12/2/2014     | 7/1/2015      | 30,000,000.00         | 29,984,175.00         | 29,994,600.00         | 99.982000        | SUNGD        |
| Agency Discount Note  | Federal National Mortgage Association  | FNMA-DN-99.915-HP3-80  | 313588HP3 | 0.145        | 0.145             | 0.252             | 12/2/2014     | 7/1/2015      | 2,200,000.00          | 2,198,130.31          | 2,199,604.00          | 99.982000        | SUNGD        |
| Agency Discount Note  | Federal National Mortgage Association  | FNMA-DN-99.964-HP3-80  | 313588HP3 | 0.080        | 0.080             | 0.252             | 1/23/2015     | 7/1/2015      | 25,000,000.00         | 24,991,166.67         | 24,995,500.00         | 99.982000        | SUNGD        |
| Agency Discount Note  | Federal National Mortgage Association  | FNMA-DN-99.925-HR9-05  | 313588HR9 | 0.130        | 0.130             | 0.257             | 12/10/2014    | 7/3/2015      | 25,000,000.00         | 24,981,493.06         | 24,995,500.00         | 99.982000        | SUNGD        |
| Agency Discount Note  | Federal National Mortgage Association  | FNMA-DN-99.937-KK0-49  | 313588KK0 | 0.110        | 0.110             | 0.372             | 1/23/2015     | 8/14/2015     | 25,000,000.00         | 24,984,493.06         | 24,991,250.00         | 99.965000        | SUNGD        |
| <b>Total</b>          | <b>Count 9</b>                         |                        |           | <b>0.108</b> | <b>0.108</b>      | <b>0.243</b>      |               |               | <b>233,700,000.00</b> | <b>233,543,469.19</b> | <b>233,660,894.00</b> | <b>99.983267</b> |              |

| LOCAL AGENCY INVESTMENT FUND | Issuer                | Sec. Description             | CUSIP | Coupon Rate  | Yield to Maturity | Modified Duration | Purchase Date | Maturity Date | Current Par Value    | Current Book Value   | Market Value         | Market Price      | Price Source |
|------------------------------|-----------------------|------------------------------|-------|--------------|-------------------|-------------------|---------------|---------------|----------------------|----------------------|----------------------|-------------------|--------------|
| Local Agency Investment Fund | California State Pool | LOCAL AGENCY INVESTMENT FUND |       | 0.240        | 0.240             | 0.003             | 3/31/2003     | 4/1/2015      | 49,850,510.98        | 49,850,510.98        | 49,850,510.98        | 100.000000        | BOOK         |
| <b>Total</b>                 | <b>Count 1</b>        |                              |       | <b>0.240</b> | <b>0.240</b>      | <b>0.003</b>      |               |               | <b>49,850,510.98</b> | <b>49,850,510.98</b> | <b>49,850,510.98</b> | <b>100.000000</b> |              |

| ASSET BACKED SECURITIES | Issuer                              | Sec. Description        | CUSIP     | Coupon Rate | Yield to Maturity | Modified Duration | Purchase Date | Maturity Date | Current Par Value | Current Book Value | Market Value  | Market Price | Price Source |
|-------------------------|-------------------------------------|-------------------------|-----------|-------------|-------------------|-------------------|---------------|---------------|-------------------|--------------------|---------------|--------------|--------------|
| Asset Backed Security   | Chase Issuance Trust                | ABS-CHAIT-100.00-FJ8-27 | 161571FJ8 | 0.790       | 0.790             | 0.122             | 6/18/2012     | 6/15/2015     | 10,000,000.00     | 10,000,000.00      | 10,000,000.00 | 100.000000   | BOOK         |
| Asset Backed Security   | Honda Auto Receivables Owners Trust | ABS-HAROT-99.994-AB8-43 | 43814FAB8 | 0.450       | 0.455             | 0.547             | 10/30/2013    | 4/18/2016     | 1,565,847.05      | 1,565,457.05       | 1,565,457.05  | 99.975093    | BOOK         |
| Asset Backed Security   | Toyota Auto Rec Owners Trust        | ABS-TAOT-99.999-AB1-43  | 89231MAB1 | 0.410       | 0.411             | 0.705             | 3/19/2014     | 8/15/2016     | 8,515,275.86      | 8,515,179.86       | 8,515,179.86  | 99.998873    | BOOK         |
| Asset Backed Security   | Honda Auto Receivables Owners Trust | ABS-HAROT-99.992-AB1-27 | 43813JAB1 | 0.410       | 0.416             | 0.721             | 2/27/2014     | 8/22/2016     | 5,038,169.80      | 5,037,565.00       | 5,037,565.00  | 99.987996    | BOOK         |
| Asset Backed Security   | Toyota Auto Rec Owners Trust        | ABS-TAOT-99.993-AB6-05  | 89190AAB6 | 0.510       | 0.515             | 0.954             | 10/15/2014    | 2/15/2017     | 5,000,000.00      | 4,999,694.50       | 4,999,694.50  | 99.993890    | BOOK         |
| Asset Backed Security   | Volkswagen Auto Loan Enhanced Trust | ABS-VALET-99.998-AB5-27 | 92867RAB5 | 0.420       | 0.421             | 1.009             | 4/30/2014     | 3/20/2017     | 9,555,876.66      | 9,555,645.26       | 9,555,645.26  | 99.997578    | BOOK         |

POOLED INVESTMENTS AT MARCH 31, 2015 - PORTFOLIO POSITION DETAIL



| Asset Backed Security      | Issuer                                | Sec. Description        | CUSIP     | Coupon Rate | Yield to Maturity | Modified Duration | Purchase Date | Maturity Date | Current Par Value       | Current Book Value      | Market Value            | Market Price | Price Source |
|----------------------------|---------------------------------------|-------------------------|-----------|-------------|-------------------|-------------------|---------------|---------------|-------------------------|-------------------------|-------------------------|--------------|--------------|
| Asset Backed Security      | BMW Vehicle Owners Trust              | ABS-BMWOT-99.996-AB5-41 | 09658UAB5 | 0.530       | 0.533             | 1.064             | 10/15/2014    | 4/25/2017     | 5,000,000.00            | 4,999,831.00            | 4,999,831.00            | 99.996620    | BOOK         |
| Asset Backed Security      | Honda Auto Receivables Owners Trust   | ABS-HAROT-99.994-AB7-05 | 43814KAB7 | 0.700       | 0.704             | 1.119             | 1/28/2015     | 6/15/2017     | 5,000,000.00            | 4,999,739.00            | 4,999,739.00            | 99.994780    | BOOK         |
| Asset Backed Security      | Toyota Auto Rec Owners Trust          | ABS-TAOT-99.999-AB4-27  | 89236WAB4 | 0.710       | 0.711             | 1.171             | 3/4/2015      | 7/17/2017     | 5,000,000.00            | 4,999,952.50            | 4,999,952.50            | 99.999050    | BOOK         |
| Asset Backed Security      | Chase Issuance Trust                  | ABS-CHAIT-100.00-FM1-27 | 161571FM1 | 0.305       | 0.305             | 1.207             | 9/13/2012     | 8/15/2017     | 10,000,000.00           | 10,000,000.00           | 10,000,000.00           | 100.000000   | BOOK         |
| Asset Backed Security      | Harley-Davidson Motorcycle Trust      | ABS-HDMOT-99.993-AB4-43 | 41284AAB4 | 0.490       | 0.493             | 1.534             | 4/16/2014     | 4/15/2018     | 3,049,838.10            | 3,049,499.60            | 3,049,499.60            | 99.988901    | BOOK         |
| Asset Backed Security      | Chase Issuance Trust                  | ABS-CHAIT-99.981-GJ7-27 | 161571GJ7 | 1.150       | 1.157             | 1.899             | 1/27/2014     | 1/15/2019     | 5,000,000.00            | 4,999,095.50            | 5,021,750.00            | 100.435000   | USERP        |
|                            |                                       | Total                   | Count 12  |             | 0.560             | 0.562             | 0.951         |               | 72,725,007.47           | 72,721,659.27           | 72,744,313.77           | 100.026547   |              |
| <b>COMMERCIAL PAPER</b>    |                                       |                         |           |             |                   |                   |               |               |                         |                         |                         |              |              |
| Commercial Paper           | Issuer                                | Sec. Description        | CUSIP     | Coupon Rate | Yield to Maturity | Modified Duration | Purchase Date | Maturity Date | Current Par Value       | Current Book Value      | Market Value            | Market Price | Price Source |
| Commercial Paper           | General Electric Capital Corp.        | CP-GECC-99.893-RA3-23   | 36959JRA3 | 0.200       | 0.200             | 0.027             | 10/1/2014     | 4/10/2015     | 25,000,000.00           | 24,973,472.22           | 24,999,062.50           | 99.996250    | SUNGD        |
| Commercial Paper           | Toyota Motor Credit Corp.             | CP-TOYCC-99.894-RQ9-24  | 89233HRQ9 | 0.200       | 0.200             | 0.066             | 10/16/2014    | 4/24/2015     | 25,000,000.00           | 24,973,611.11           | 24,997,604.17           | 99.990417    | SUNGD        |
| Commercial Paper           | Coca-Cola Co.                         | CP-KOPP-99.902-S83-05   | 19121BS83 | 0.190       | 0.190             | 0.104             | 11/5/2014     | 5/8/2015      | 10,000,000.00           | 9,990,288.89            | 9,998,458.33            | 99.984583    | SUNGD        |
| Commercial Paper           | Coca-Cola Co.                         | CP-KOPP-99.871-TV1-05   | 19121BTV1 | 0.230       | 0.230             | 0.246             | 12/10/2014    | 6/29/2015     | 25,000,000.00           | 24,967,895.83           | 24,988,256.94           | 99.953028    | SUNGD        |
| Commercial Paper           | Nestle Capital Corp.                  | CP-NESCPP-99.951-U18-27 | 64105HU18 | 0.110       | 0.110             | 0.252             | 1/23/2015     | 7/1/2015      | 25,000,000.00           | 24,987,854.17           | 24,986,729.17           | 99.946917    | SUNGD        |
|                            |                                       | Total                   | Count 5   |             | 0.185             | 0.186             | 0.144         |               | 110,000,000.00          | 109,893,122.22          | 109,970,111.11          | 99.972828    |              |
| <b>NEGOTIABLE CD</b>       |                                       |                         |           |             |                   |                   |               |               |                         |                         |                         |              |              |
| Negotiable CD              | Issuer                                | Sec. Description        | CUSIP     | Coupon Rate | Yield to Maturity | Modified Duration | Purchase Date | Maturity Date | Current Par Value       | Current Book Value      | Market Value            | Market Price | Price Source |
| Negotiable CD              | Royal Bank of Canada NY               | CD-RY-100.00-SP2-41     | 78009NSP2 | 0.220       | 0.220             | 0.252             | 11/26/2014    | 7/1/2015      | 25,000,000.00           | 25,000,000.00           | 25,004,463.19           | 100.017853   | SUNGD        |
| Negotiable CD              | Wells Fargo Bank NA                   | CD-WFFB-100.00-DD7-86   | 94988EDD7 | 0.250       | 0.250             | 0.252             | 12/24/2014    | 7/1/2015      | 25,000,000.00           | 25,000,000.00           | 25,006,379.99           | 100.025520   | SUNGD        |
| Negotiable CD              | Skandi Enskilda Bank NY               | CD-SEBNY-100.004-T48-07 | 83051HT48 | 0.240       | 0.230             | 0.252             | 1/14/2015     | 7/1/2015      | 25,000,000.00           | 25,001,165.50           | 25,005,742.94           | 100.022972   | SUNGD        |
| Negotiable CD              | Rabobank NY                           | CD-RABONY-100.00-ZF4-86 | 21684ZF4  | 0.260       | 0.260             | 0.293             | 1/15/2015     | 7/16/2015     | 25,000,000.00           | 25,000,000.00           | 25,008,163.93           | 100.032656   | SUNGD        |
| Negotiable CD              | Toronto Dominion Bank NY              | CD-TDNY-100.00-FG6-07   | 89113EFG6 | 0.230       | 0.230             | 0.411             | 2/25/2015     | 8/28/2015     | 25,000,000.00           | 25,000,000.00           | 25,008,324.74           | 100.033299   | SUNGD        |
| Negotiable CD              | Svenska Handelsbanken NY              | CD-SVSNY-100.002-RL8-43 | 86958DRL8 | 0.295       | 0.290             | 0.487             | 3/25/2015     | 9/25/2015     | 25,000,000.00           | 25,000,637.94           | 25,017,909.42           | 100.071638   | SUNGD        |
|                            |                                       | Total                   | Count 6   |             | 0.249             | 0.247             | 0.325         |               | 150,000,000.00          | 150,001,803.44          | 150,050,984.21          | 100.033990   |              |
| <b>CORPORATE MTN/BONDS</b> |                                       |                         |           |             |                   |                   |               |               |                         |                         |                         |              |              |
| Medium Term Note           | Issuer                                | Sec. Description        | CUSIP     | Coupon Rate | Yield to Maturity | Modified Duration | Purchase Date | Maturity Date | Current Par Value       | Current Book Value      | Market Value            | Market Price | Price Source |
| Medium Term Note           | Wells Fargo Bank NA                   | MTN-WFC-99.965-5F7-86   | 94985HF7  | 0.750       | 0.768             | 0.304             | 7/29/2013     | 7/20/2015     | 10,000,000.00           | 9,996,500.00            | 10,015,100.00           | 100.151000   | SUNGD        |
| Medium Term Note           | PepsiCo Inc.                          | FRN-PEP-100.00-CH9-05   | 713448CH9 | 0.455       | 0.455             | 0.333             | 7/30/2013     | 7/30/2015     | 5,000,000.00            | 5,000,000.00            | 5,001,900.00            | 100.038000   | SUNGD        |
| Medium Term Note           | General Electric Capital Corp.        | FRN-GE-100.00-7E8-43    | 36962G7E8 | 0.483       | 0.483             | 0.784             | 1/14/2014     | 1/14/2016     | 5,000,000.00            | 5,000,000.00            | 5,006,900.00            | 100.138000   | SUNGD        |
| Medium Term Note           | John Deere Capital Corp.              | MTN-DE-99.894-RZ4-27    | 24422ERZ4 | 0.750       | 0.786             | 0.806             | 1/23/2013     | 1/22/2016     | 3,000,000.00            | 2,996,820.00            | 3,008,700.00            | 100.290000   | SUNGD        |
| Medium Term Note           | JP Morgan Chase & Co.                 | MTN-JPM-99.879-JU4-27   | 46623EJU4 | 1.125       | 1.166             | 0.900             | 2/26/2013     | 2/26/2016     | 5,000,000.00            | 4,993,950.00            | 5,012,100.00            | 100.242000   | SUNGD        |
| Medium Term Note           | Wells Fargo Bank NA                   | FRN-WFC-100.000-2K2-86  | 94988J2K2 | 0.412       | 0.412             | 1.167             | 6/10/2014     | 6/2/2016      | 10,000,000.00           | 10,000,000.00           | 9,998,100.00            | 99.981000    | SUNGD        |
| Medium Term Note           | Johnson & Johnson                     | FRN-JNJ-100.00-BE3-27   | 478160BE3 | 0.332       | 0.332             | 1.654             | 12/5/2013     | 11/28/2016    | 5,000,000.00            | 5,000,000.00            | 5,005,450.00            | 100.109000   | SUNGD        |
| Medium Term Note           | US Bank N.A.                          | FRN-USB-100.00-MD2-07   | 90331HMD2 | 0.485       | 0.485             | 1.825             | 1/30/2014     | 1/30/2017     | 15,000,000.00           | 15,000,000.00           | 15,004,800.00           | 100.032000   | SUNGD        |
| Medium Term Note           | Oracle Corp.                          | MTN-ORCL-99.625-AN5-27  | 68389XAN5 | 1.200       | 1.312             | 2.494             | 5/8/2014      | 10/15/2017    | 10,000,000.00           | 9,962,500.00            | 10,032,500.00           | 100.325000   | SUNGD        |
| Medium Term Note           | Johnson & Johnson                     | MTN-JNJ-99.921-BL7-05   | 478160BL7 | 1.125       | 1.152             | 2.597             | 11/21/2014    | 11/21/2017    | 5,000,000.00            | 4,996,050.00            | 5,027,200.00            | 100.544000   | SUNGD        |
| Medium Term Note           | Berkshire Hathaway Fin                | FRN-BRK-100.00-CD1-86   | 084664CD1 | 0.553       | 0.553             | 2.758             | 1/15/2015     | 1/12/2018     | 7,000,000.00            | 7,000,000.00            | 7,011,480.00            | 100.164000   | SUNGD        |
| Medium Term Note           | International Business Machines Corp. | MTN-IBM-99.542-HK0-41   | 459200HK0 | 1.250       | 1.345             | 2.806             | 2/8/2013      | 2/8/2018      | 5,000,000.00            | 4,977,100.00            | 5,017,550.00            | 100.351000   | SUNGD        |
| Medium Term Note           | Texas Instruments Inc.                | MTN-TXN-99.070-AV6-27   | 882508AV6 | 1.000       | 1.193             | 3.031             | 5/8/2013      | 5/1/2018      | 5,000,000.00            | 4,953,500.00            | 4,966,400.00            | 99.328000    | SUNGD        |
| Medium Term Note           | Apple Inc.                            | MTN-AAPL-98.252-AJ9-27  | 037833AJ9 | 1.000       | 1.461             | 3.037             | 6/4/2014      | 5/3/2018      | 10,000,000.00           | 9,825,200.00            | 9,941,700.00            | 99.417000    | SUNGD        |
| Medium Term Note           | Merck & Co Inc.                       | MTN-MRK-99.769-AG0-27   | 58933YAG0 | 1.300       | 1.348             | 3.063             | 5/20/2013     | 5/18/2018     | 5,000,000.00            | 4,988,450.00            | 5,005,500.00            | 100.110000   | SUNGD        |
| Medium Term Note           | Cisco Systems Inc.                    | FRN-CSCO-100.00-AQ5-82  | 17275RAQ5 | 0.762       | 0.762             | 3.861             | 3/3/2014      | 3/1/2019      | 5,000,000.00            | 5,000,000.00            | 5,038,450.00            | 100.769000   | SUNGD        |
|                            |                                       | Total                   | Count 16  |             | 0.783             | 0.855             | 1.945         |               | 110,000,000.00          | 109,690,070.00          | 110,093,830.00          | 100.085300   |              |
| <b>Grand Total</b>         |                                       |                         |           |             |                   |                   |               |               | <b>2,146,275,518.45</b> | <b>2,144,611,340.10</b> | <b>2,148,679,294.07</b> |              |              |



## GLOSSARY OF INVESTMENT TERMS

**ASSET BACKED SECURITIES:** Securities, such as bonds or notes, collateralized by receivables such as credit card or auto loans.

**BOOK VALUE:** The original cost of the investment, plus accrued interest and amortization of any premium or discount.

**CERTIFICATE OF DEPOSIT (CD or NCD):** A deposit of funds at a bank for a specified period of time that earns interest at a specified rate. Commonly known as "CDs" or "negotiable CDs."

**COUPON:** The annual rate at which a bond pays interest.

**CUSIP:** The number identifying all stocks and registered bonds, using the Committee on Uniform Securities Identification Procedures (CUSIP).

**DURATION:** The weighted average time to maturity of a bond where the weights are the present values of future cash flows. Duration measures the price sensitivity of a bond to changes in interest rates.

**LOCAL AGENCY INVESTMENT FUND (LAIF):** An investment pool sponsored by the State of California and administered/managed by the State Treasurer's Office. Local government units, with consent of the local governing body of that agency, may voluntarily deposit surplus funds for the purpose of investment.

**MARKET VALUE:** The price at which a security is trading and could presumably be purchased or sold.

**MATURITY:** The date upon which the principal or stated value of an investment becomes due and payable.

**PAR VALUE:** The amount of principal which must be paid at maturity. Also referred to as the face amount of a bond, normally quoted in \$1,000 increments per bond.

**REPURCHASE AGREEMENT (RP OR REPO):** The purchase of securities, on a temporary basis, with the seller's simultaneous agreement to repurchase the securities at a later date at a specified price that includes interest for the buyer's holding period. In essence, this is a collateralized investment whereby the security "buyer" lends the "seller" money for the period of the agreement.

**U. S. GOVERNMENT AGENCY SECURITIES:** Debt securities issued by U. S. Government sponsored enterprises and federally related institutions. These government agencies include: Federal Home Loan Banks (FHLB); Federal Home Loan Mortgage Corporation (FHLMC, or "Freddie Mac"); Federal National Mortgage Association (FNMA, or "Fannie Mae"); Federal Farm Credit Banks (FFCB); and Tennessee Valley Authority (TVA).

**U.S. TREASURY SECURITIES:** Securities issued by the U. S. Treasury and backed by the full faith and credit of the United States. Treasuries are considered to have no credit risk, and are the benchmark for interest rates on all other securities in the U.S. and overseas. The Treasury issues both discounted securities and fixed coupon notes and bonds.

**WEIGHTED AVERAGE DAYS TO MATURITY:** The weighted average of the remaining term to maturity of all of the assets in an investment pool or securities portfolio, as expressed in days.

**YIELD:** The rate of annual income return on an investment, expressed as a percentage.

(a) **EARNED INCOME YIELD** is the annual income from an investment divided by the current market value.

(b) **YIELD TO MATURITY** is the rate of return earned on an investment considering all cash flows and timing factors: interest earnings, discounts, and premiums above par.

For additional glossary terms, previous Investment Reports, and City Investment Policy, please visit the Office of the City Treasurer's website at: <http://www.sandiego.gov/treasurer/investments/>