

City

Mr. Marcelino E. Ortiz, President
Ortiz Corporation

0

CONTRACTOR'S NAME: _____

ADDRESS: _____

TELEPHONE NO.: _____

CITY CONTACT: _____

2000 McKinley Avenue

National City, CA, 91950

P. 619-434-7925 F. 619-434-7931

Phone No. (619) 533-3439, Fax No. (619) 533-3633

JD Myers/BD/LJI

**CONTRACT
DOCUMENTS**

COPY



FOR

WATER GROUP 616

VOLUME 1 OF 2

BID NO.:	<u>K-13-5589-DBB-3</u>
SAP NO. (WBS/IO/CC):	<u>B-00018</u>
CLIENT DEPARTMENT:	<u>2013</u>
COUNCIL DISTRICT:	<u>7</u>
PROJECT TYPE:	<u>KB</u>

THIS CONTRACT IS SUBJECT TO THE FOLLOWING:

➤ THE CITY'S SUBCONTRACTING PARTICIPATION REQUIREMENTS FOR SLBE PROGRAM.

BID DUE DATE:

2:00 PM

MAY 23, 2013

CITY OF SAN DIEGO


PUBLIC WORKS DEPARTMENT

1010 SECOND AVENUE, SUITE 1400, MS 614C

SAN DIEGO, CA 92101

ENGINEER OF WORK

The engineering Specifications and Special Provisions contained herein have been prepared by or under the direction of the following Registered Engineer:



For City Engineer

4/10/13 Seal:

Date



TABLE OF CONTENTS

1. NOTICE INVITING BIDS.....	4-17
2. CONTRACT FORMS AGREEMENT.....	18-20
3. CONTRACT/AGREEMENTS ATTACHMENTS	21
1. Performance Bond and Labor and Materialmen’s Bond.....	22-23
2. Drug-Free Workplace.....	24
3. American with Disabilities Act (ADA) Compliance Certification	25
4. Contractor Standards - Pledge of Compliance Certificate.....	26
5. Affidavit of Disposal Certificate	27
4. SUPPLEMENTARY SPECIAL PROVISIONS	28-39
5. SUPPLEMENTARY SPECIAL PROVISIONS – APPENDICES.....	40
A. Notice of Exemption/Site Development Permit.....	41-53
B. Fire Hydrant Meter Program.....	54-68
C. Materials Typically Accepted by Certificate of Compliance.....	69-70
D. Sample City Invoice.....	71-72
E. Location Map.....	73-74
F. Adjacent Projects	75-84
G. Hydrostatic Discharge Form	85-86
H. Exhibit 1 Pre-Approval for Maximum Dewatering Discharge Dry and Wet Seasons.....	87-88
I. Hazardous Labels/Forms.....	89-93
J. Sample Archaeology Invoice	94-96
K. Local Schools in the Area of this Project.....	97-99
L. Water Easement and Permits	100-113
M. Long-Term Revegetation Maintenance Contract.....	114-130

CITY OF SAN DIEGO, CALIFORNIA

NOTICE INVITING BIDS

1. **RECEIPT AND OPENING OF BIDS:** Bids will be received at the Public Works Contracting Group at the location, time, and date shown on the cover of these specifications for performing work on **Water Group 616** (Project).

2. **DESCRIPTION OF WORK:** The Work involves furnishing all labor, materials, equipment, services, and other incidental works and appurtenances for the construction of the Project as described below:

The Work consist of a replacement of approximately 15,376 linear feet of existing 6", 8", 10" and 12" Cast Iron and AC water main with PVC pipe. Work to take place within the Eastern Area Community planning area.

2.1. The Work shall be performed in accordance with:

2.1.1. This Notice Inviting Bids and Plans numbered **35594-1-D** through **35594-40-D**, and **35594-T01-D** through **35594-T15-D** inclusive.

3. **EQUAL OPPORTUNITY**

3.1. To The WHITEBOOK, Chapter 10, Sections D and E, DELETE in their entirety and SUBSTITUTE with the following:

D. CITY'S EQUAL OPPORTUNITY COMMITMENT.

1. Nondiscrimination in Contracting Ordinance.

1. The Contractor, Subcontractors and Suppliers shall comply with requirements of the City's Nondiscrimination in Contracting Ordinance, San Diego Municipal Code §§22.3501 through 22.3517.

The Contractor shall not discriminate on the basis of race, gender, religion, national origin, ethnicity, sexual orientation, age, or disability in the solicitation, selection, hiring, or treatment of subcontractors, vendors, or suppliers. The Contractor shall provide equal opportunity for subcontractors to participate in subcontracting opportunities. The Contractor understands and agrees that violation of this clause shall be considered a material breach of the contract and may result in contract termination, debarment, or other sanctions.

The Contractor shall include the foregoing clause in all contracts between the Contractor and Subcontractors and Suppliers.

2. Disclosure of Discrimination Complaints. As part of its Bid or Proposal, the Bidder shall provide to the City a list of all instances within the past 10 years where a complaint was filed or pending against Bidder in a legal or administrative proceeding alleging that Bidder discriminated against its employees, subcontractors, vendors, or suppliers, and a description of the status or resolution of that complaint, including any remedial action taken.

3. Upon the City's request, the Contractor agrees to provide to the City, within 60 days, a truthful and complete list of the names of all Subcontractors and Suppliers that the Contractor has used in the past 5 years on any of its contracts that were undertaken within San Diego County, including the total dollar amount paid by the Contractor for each subcontract or supply contract.
4. The Contractor further agrees to fully cooperate in any investigation conducted by the City pursuant to the City's Nondiscrimination in Contracting Ordinance, Municipal Code §§22.3501 through 22.3517. The Contractor understands and agrees that violation of this clause shall be considered a material breach of the Contract and may result in remedies being ordered against the Contractor up to and including contract termination, debarment and other sanctions for violation of the provisions of the Nondiscrimination in Contracting Ordinance. The Contractor further understands and agrees that the procedures, remedies and sanctions provided for in the Nondiscrimination in Contracting Ordinance apply only to violations of the Ordinance.

E. EQUAL EMPLOYMENT OPPORTUNITY OUTREACH PROGRAM.

1. The Contractor, Subcontractors and Suppliers shall comply with the City's Equal Employment Opportunity Outreach Program, San Diego Municipal Code §§22.2701 through 22.2707.

The Contractor shall not discriminate against any employee or applicant for employment on any basis prohibited by law. Contractor shall provide equal opportunity in all employment practices. Prime Contractor shall ensure their subcontractors comply with this program. Nothing in this section shall be interpreted to hold a prime contractor liable for any discriminatory practice of its subcontractors.

The Contractor shall include the foregoing clause in all contracts between the Contractor and Subcontractors and Suppliers.

2. If the Contract is competitively solicited, the selected Bidder shall submit a Work Force Report (Form BB05), within 10 Working Days after receipt by the Bidder of Contract forms to the City for approval as specified in the Notice of Intent to Award letter from the City.
3. If a Work Force Report is submitted, and the City determines there are under-representations when compared to County Labor Force Availability data, the selected Bidder shall submit an Equal Employment Opportunity Plan.
4. If the selected Bidder submits an Equal Employment Opportunity Plan, it shall include the following assurances:
 1. The Contractor shall maintain a working environment free of discrimination, harassment, intimidation and coercion at all sites and in all facilities at which the Contractor's employees are assigned to work.

2. The Contractor reviews its EEO Policy, at least annually, with all on-site supervisors involved in employment decisions.
3. The Contractor disseminates and reviews its EEO Policy with all employees at least once a year, posts the policy statement and EEO posters on all company bulletin boards and job sites, and documents every dissemination, review and posting with a written record to identify the time, place, employees present, subject matter, and disposition of meetings.
4. The Contractor reviews, at least annually, all supervisors' adherence to and performance under the EEO Policy and maintains written documentation of these reviews.
5. The Contractor discusses its EEO Policy Statement with subcontractors with whom it anticipates doing business, includes the EEO Policy Statement in its subcontracts, and provides such documentation to the City upon request.
6. The Contractor documents and maintains a record of all bid solicitations and outreach efforts to and from subcontractors, contractor associations and other business associations.
7. The Contractor disseminates its EEO Policy externally through various media, including the media of people of color and women, in advertisements to recruit, maintains files documenting these efforts, and provides copies of these advertisements to the City upon request.
8. The Contractor disseminates its EEO Policy to union and community organizations.
9. The Contractor provides immediate written notification to the City when any union referral process has impeded the Contractor's efforts to maintain its EEO Policy.
10. The Contractor maintains a current list of recruitment sources, including those outreaching to people of color and women, and provides written notification of employment opportunities to these recruitment sources with a record of the organizations' responses.
11. The Contractor maintains a current file of names, addresses and phone numbers of each walk-in applicant, including people of color and women, and referrals from unions, recruitment sources, or community organizations with a description of the employment action taken.
12. The Contractor encourages all present employees, including people of color and women employees, to recruit others.
13. The Contractor maintains all employment selection process information with records of all tests and other selection criteria.

14. The Contractor develops and maintains documentation for on-the-job training opportunities, participates in training programs, or both for all of its employees, including people of color and women, and establishes apprenticeship, trainee, and upgrade programs relevant to the Contractor's employment needs.
15. The Contractor conducts, at least annually, an inventory and evaluation of all employees for promotional opportunities and encourages all employees to seek and prepare appropriately for such opportunities.
16. The Contractor ensures the company's working environment and activities are non-segregated except for providing separate or single-user toilets and necessary changing facilities to assure privacy between the sexes.

4. SUBCONTRACTING PARTICIPATION PERCENTAGES.

4.1. The City has incorporated **mandatory** SLBE-ELBE subcontractor participation percentages to enhance competition and maximize subcontracting opportunities. For the purpose of achieving the mandatory subcontractor participation percentages, a recommended breakdown of the SLBE and ELBE subcontractor participation percentages based upon certified SLBE and ELBE firms has also been provided to achieve the mandatory subcontractor participation percentages:

1. SLBE participation	7.8%
2. ELBE participation	14.5%
3. Total mandatory participation	22.3%

4.2. The Bidders are strongly encouraged to attend the Pre-Bid Meeting to better understand the Good Faith Effort requirements of this contract. See the City's document titled "SLBE Program, Instructions For Bidders Completing The Good Faith Effort Submittal" available at: <http://www.sandiego.gov/eoc/>

4.3. The Bid will be declared non-responsive if the Bidder fails the following mandatory conditions:

4.3.1. Bidder's inclusion of SLBE-ELBE certified subcontractors at the overall mandatory participation percentage identified in this document; OR.

4.3.2. Bidder's submission of Good Faith Effort documentation demonstrating the Bidder made a good faith effort to outreach to and include SLBE-ELBE Subcontractors required in this document within 3 Working Day of the Bid opening if the overall mandatory participation percentage is not met.

5. PRE-BID MEETING:

5.1. There will be a Pre-Bid Meeting to discuss the scope of the Project, bidding requirements, pre-qualification process, and Equal Opportunity Contracting Program requirements and reporting procedures in the Public Works Contracting Group, Conference Room at 1010 Second Avenue, Suite 1400, San Diego, CA 92101 **at 10:00 A.M., on May 1, 2013.**

- 5.2. All potential bidders are encouraged to attend.
- 5.3. To request a copy of the agenda on an alternative format, or to request a sign language or oral interpreter for this meeting, call the Public Works Contracting Group at (619) 533-3450 at least 5 Working Days prior to the Pre-Bid Meeting to ensure availability.

6. CONTRACTOR REGISTRATION AND ELECTRONIC REPORTING SYSTEM:

- 6.1. **Prior** to the Award of the Contract or each Task Order, you and your Subcontractors and Suppliers **must** register with Prism®, the City’s web-based contract compliance portal at:

<https://pro.prismcompliance.com/default.aspx>.

- 6.2. The City may not award the contract until registration of all subcontractors and suppliers is complete. In the event this requirement is not met within the time frame specified in the Notice of Intent to Award letter, the City reserves the right to rescind the Notice of Award / Intent to Award and to make the award to the next responsive and responsible bidder / proposer.

- 7. **CONSTRUCTION COST:** The City’s estimated construction cost for this contract is **\$5,400,000.00**

- 8. **LOCATION OF WORK:** The location of the Work is as follows: See the location map attached in Appendix E.

- 9. **CONTRACT TIME:** The Contract Time for completion of the Work shall be **400 Working Days**.

- 10. **CONTRACTOR'S LICENSE CLASSIFICATION:** In accordance with the provisions of California Law, the Contractor shall possess valid appropriate license(s) at the time that the Bid is submitted. Failure to possess the specified license(s) shall render the Bid as **non-responsive** and shall act as a bar to award of the Contract to any Bidder not possessing required license(s) at the time of Bid.

- 10.1. The City has determined the following licensing classifications for this contract:

Option	Classifications
1	CLASS A
2	CLASS C34

- 10.2. The Bidder shall satisfy the licensing requirement by meeting **at least** one of the listed options.

- 11. **JOINT VENTURE CONTRACTORS.** Provide a copy of the Joint Venture agreement and the Joint Venture license to the City within 10 Working Days after receiving the Contract forms. See 2-1.1.2, “Joint Venture Contractors” in The WHITEBOOK for details.

- 12. **WAGE RATES:** Prevailing wages are not applicable to this contract.

13. INSURANCE REQUIREMENTS:

- 13.1. All certificates of insurance and endorsements required by the contract are to be provided upon issuance of the City’s Notice of Intent to Award letter.
- 13.2. Refer to sections 7-3, “LIABILITY INSURANCE”, and 7-4, “WORKERS’ COMPENSATION INSURANCE” of the Supplementary Special Provisions (SSP) for the insurance requirements which must be met.

14. PREQUALIFICATION OF CONTRACTORS:

- 14.1. Contractors submitting Bid must be pre-qualified for the total amount proposed, inclusive of all alternate items prior to the date of submittal. Bids from contractors who have not been pre-qualified as applicable and Bids that exceed the maximum dollar amount at which contractors are pre-qualified will be deemed **non-responsive** and ineligible for award. Complete information and prequalification questionnaires are available at:

<http://www.sandiego.gov/cip/bidopps/prequalification.shtml>

- 14.2. The completed questionnaire, financial statement, and bond letter or a copy of the contractor’s SLBE-ELBE certification and bond letter, must be submitted no later than 2 weeks prior to the bid opening to the Public Works Department - Engineering & Capital Project, Prequalification Program, 1010 Second Avenue, Suite 1200, San Diego, CA 92101. For additional information or the answer to questions about the prequalification program, contact David Stucky at 619-533-3474 or dstucky@sandiego.gov.

15. REFERENCE STANDARDS: Except as otherwise noted or specified, the Work shall be completed in accordance with the following standards:

Title	Edition	Document Number
Standard Specifications for Public Works Construction (“The GREENBOOK”)	2012	PITS070112-01
City of San Diego Standard Specifications for Public Works Construction (“The WHITEBOOK”)*	2012	PITS070112-02
City of San Diego Standard Drawings*	2012	PITS070112-03
Caltrans Standard Specifications	2010	PITS070112-04
Caltrans Standard Plans	2010	PITS070112-05
California MUTCD	2012	PITS070112-06
City Standard Drawings - Updates Approved For Use (when specified)*	Varies	Varies
Standard Federal Equal Employment Opportunity Construction Contract Specifications and the Equal Opportunity Clause Dated 09-11-84	1984	769023
NOTE: Available online under Engineering Documents and References at: http://www.sandiego.gov/publicworks/edocref/index.shtml .		

16. **CITY'S RESPONSES AND ADDENDA:** The City at its option, may respond to any or all questions submitted in writing, via letter, or FAX in the form of an addendum. No oral comment shall be of any force or effect with respect to this solicitation. The changes to the Contract Documents through addendum are made effective as though originally issued with the Bid. The Bidders shall acknowledge the receipt of Addenda on the form provided for this purpose in the Bid.
17. **CITY'S RIGHTS RESERVED:** The City reserves the right to cancel the Notice Inviting Bids at any time, and further reserves the right to reject submitted Bids, without giving any reason for such action, at its sole discretion and without liability. Costs incurred by the Bidder(s) as a result of preparing Bids under the Notice Inviting Bids shall be the sole responsibility of each bidder. The Notice Inviting Bids creates or imposes no obligation upon the City to enter a contract.
18. **CONTRACT PRICING FORMAT:** This solicitation is for a Lump Sum contract with Unit Price provisions as set forth in the Bid Proposal Form(s), Volume 2.
19. **SUBMITTAL OF "OR EQUAL" ITEMS:** See Section 4-1.6, "Trade Names or Equals" in The WHITEBOOK and as amended in the SSP.
20. **AWARD PROCESS:**
 - 20.1. The Award of this contract is contingent upon the Contractor's compliance with all conditions precedent to Award.
 - 20.2. Upon acceptance of a Bid, the City will prepare contract documents for execution within approximately 21 days of the date of the Bid opening and award the Contract approximately within 7 days of receipt of properly executed Contract, bonds, and insurance documents.
 - 20.3. This contract will be deemed executed, and effective, only upon the signing of the Contract by the Mayor or designee of the City.
21. **SUBCONTRACT LIMITATIONS:** The Bidder's attention is directed to Standard Specifications for Public Works Construction, Section 2-3, "SUBCONTRACTS" in The WHITEBOOK and as amended in the SSP which requires the Contractor to self perform the amount therein stipulated. Failure to comply with these requirements may render the Bid **non-responsive** and ineligible for award.
22. **AVAILABILITY OF PLANS AND SPECIFICATIONS:** Contract Documents may be obtained by visiting the City's website: <http://www.sandiego.gov/cip/>. Plans and Specifications for this contract are also available for review in the office of the City Clerk or Public Works Contracting Group.
23. **QUESTIONS:**
 - 23.1. The Director (or designee), of the Public Works Department is the officer responsible for opening, examining, and evaluating the competitive Bids submitted to the City for the acquisition, construction and completion of any public improvement except when otherwise set forth in these documents. All questions related to this procurement action shall be addressed to the Public Works Contracting Group, Attention Contract Specialist, 1010 Second Avenue, Suite 1400, San Diego, California 92101, and Telephone No. (619) 533-3450.

- 23.2. Questions received less than 14 days prior to the date for opening of Bids may not be answered.
- 23.3. Interpretations or clarifications considered necessary by the City in response to such questions will be issued by Addenda which will be uploaded to the City's online bidding service.
- 23.4. Only questions answered by formal written addenda will be binding. Oral and other interpretations or clarifications will be without legal effect. It is the Bidder's responsibility to become informed of any Addenda that have been issued and to include all such information in its Bid.
24. **ELIGIBLE BIDDERS:** No person, firm, or corporation shall be allowed to make, file, or be interested in **more** than one (1) Bid for the same work unless alternate Bids are called for. A person, firm or corporation who has submitted a sub-proposal to a Bidder, or who has quoted prices on materials to a Bidder, is not hereby disqualified from submitting a sub-proposal or quoting prices to other Bidders or from submitting a Bid in its own behalf. Any Bidder who submits more than one bid will result in the rejection of all bids submitted.
25. **SAN DIEGO BUSINESS TAX CERTIFICATE:** The Contractor and Subcontractors, not already having a City of San Diego Business Tax Certificate for the work contemplated shall secure the appropriate certificate from the City Treasurer, Civic Center Plaza, first floor and submit to the Contract Specialist upon request or as specified in the Contract Documents. Tax Identification numbers for both the Bidder and the listed Subcontractors must be submitted on the City provided forms with the Notice Inviting Bids and Contract forms.
26. **PROPOSAL FORMS:** Bid shall be made only upon the Bidding Documents i.e., Proposal form attached to and forming a part of the specifications. The signature of each person signing shall be in longhand.
- 26.1. Bidder shall complete and submit all pages in the "Bidding Document" Section (see Volume 2) as their Bid per the schedule given under "Required Documents Schedule," (see Volume 1). Bidder is requested to retain for their reference other portions of the Contract Documents that are not required to be submitted with the Bid. The entire specifications for the bid package do not need to be submitted with the bid.
- 26.2. The City may require any Bidder to furnish a statement of experience, financial responsibility, technical ability, equipment, and references.
- 26.3. Bids and certain other forms and documents as specified in the Volume 2 of 2 of the Contract Documents shall be enclosed in a sealed envelope and shall bear the title of the work and name of the Bidder and the appropriate State Contractors License designation which the Bidder holds.
- 26.4. Bids may be withdrawn by the Bidder prior to, but not after, the time fixed for opening of Bids.

27. BIDDERS' GUARANTEE OF GOOD FAITH (BID SECURITY):

- 27.1.** With the exception of the contracts valued \$5,000 or less, JOC and Design-Build contracts, and contracts subject to the Small and Local Business Program of \$250,000 or less e.g., ELBE contracts, each Bidder shall accompany its Bid with either a cashier's check upon some responsible bank, or a check upon such bank properly certified or an approved corporate surety bond payable to the City of San Diego, for an amount of not less than 10% of the aggregate sum of the Bid, which check or bond, and the monies represented thereby shall be held by the City as a guarantee that the Bidder, if awarded the contract, will in good faith enter into such contract and furnish the required final bonds.
- 27.2.** The Bidder agrees that in case of Bidder's refusal or failure to execute this contract and give required final bonds, the money represented by a cashier's or certified check shall remain the property of the City, and if the Bidder shall fail to execute this contract, the Surety agrees that it will pay to the City damages which the City may suffer by reason of such failure, not exceeding the sum of 10% of the amount of the Bid.
- 27.3.** A Bid received without the specified bid security will be rejected as being **non-responsive**.

28. AWARD OF CONTRACT OR REJECTION OF BIDS:

- 28.1.** This contract may be awarded to the lowest responsible and reliable Bidder.
- 28.2.** For Design-Build contracts, the award may not be solely based on price. Refer to the RFP for the selection and award details.
- 28.3.** Bidders shall complete the entire Bid schedule (also referred to as "schedule of prices" or Proposal form). Incomplete price schedules will be rejected as being non-responsive.
- 28.4.** The City reserves the right to reject any or all Bids, and to waive any informality or technicality in Bids received and any requirements of these specifications as to bidding procedure.
- 28.5.** Bidders will not be released on account of their errors of judgment. Bidders may be released only upon receipt by the City from the Bidder within 3 Working Days, excluding Saturdays, Sundays, and state holidays, after the opening of Bids, of written notice which includes proof of honest, credible, clerical error of material nature, free from fraud or fraudulent intent, and of evidence that reasonable care was observed in the preparation of the Bid.
- 28.6.** A non-selected Bidder may protest award of the Contract to the selected Bidder by submitting a written "Notice of Intent to Protest" including supporting documentation which shall be received by Public Works Contracting Group no later than 10 days after the City's announcement of the selected Bidder or no later than 10 days from the date that the City issues notice of designation of a Bidder as non-responsive in accordance with San Diego Municipal Code Chapter 2, § 22.3029, "Protests of Contract Award."

- 28.7. The City of San Diego will not discriminate with regard to race, religious creed, color, national origin, ancestry, physical handicap, marital status, sex or age, in the award of contracts.
- 28.8. Each Bid package properly executed as required by these specifications shall constitute a firm offer, which may be accepted by the City within the time specified in the Proposal.
- 28.9. The City reserves the right to evaluate all Bids and determine the lowest Bidder (or winner for Design-Build contracts) on the basis of any proposed alternates, additive items or options, at its discretion that will be disclosed in the Volume 2 of 2.

29. BID RESULTS:

- 29.1. The Bid opening by the City shall constitute the public announcement of the Apparent Low Bidder. In the event that the Apparent Low Bidder is subsequently deemed non-responsive or non-responsible, a public announcement will be posted in the City's web page: <http://www.sandiego.gov/bids-contracts/>, with the name of the newly designated Apparent Low Bidder.
- 29.2. To obtain Bid results, either attend Bid opening, review the results on the City's web site, or provide a self-addressed, stamped envelope, referencing Bid number, and Bid tabulation will be mailed to you upon verification of extensions. Bid results cannot be given over the telephone.

30. THE CONTRACT:

- 30.1. The Bidder to whom award is made shall execute a written contract with the City of San Diego and furnish good and approved bonds and insurance certificates specified by the City within 14 days after receipt by Bidder of a form of contract for execution unless an extension of time is granted to the Bidder in writing.
- 30.2. If the Bidder takes longer than 14 days to fulfill these requirements, then the additional time taken shall be added to the Bid guarantee. The Contract shall be made in the form adopted by the City, which includes the provision that no claim or suit whatsoever shall be made or brought by Contractor against any officer, agent, or employee of the City for or on account of anything done or omitted to be done in connection with this contract, nor shall any such officer, agent, or employee be liable hereunder.
- 30.3. If the Bidder to whom the award is made fails to enter into the contract as herein provided, the award may be annulled and the Bidder's Guarantee of Good Faith will be subject to forfeiture. An award may be made to the next lowest responsible and reliable Bidder who shall fulfill every stipulation embraced herein as if it were the party to whom the first award was made.
- 30.4. For contracts that are not Design-Build, pursuant to the San Diego City Charter section 94, the City may only award a public works contract to the lowest responsible and reliable Bidder. The City will require the Apparent Low Bidder to (i) submit information to determine the Bidder's responsibility and reliability, (ii) execute the Contract in form provided by the City, and (iii) furnish good and approved bonds and

insurance certificates specified by the City within 14 Days, unless otherwise approved by the City, in writing after the Bidder receives notification from the City, designating the Bidder as the Apparent Low Bidder and formally requesting the above mentioned items.

30.5. The award of the Contract is contingent upon the satisfactory completion of the above mentioned items and becomes effective upon the signing of the Contract by the Mayor or designee. If the Apparent Low Bidder does not execute the Contract or submit required documents and information, the City may award the Contract to the next lowest responsible and reliable Bidder who shall fulfill every condition precedent to award. A corporation designated as the Apparent Low Bidder shall furnish evidence of its corporate existence and evidence that the officer signing the Contract and bond for the corporation is duly authorized to do so.

31. EXAMINATION OF PLANS, SPECIFICATIONS, AND SITE OF WORK: The Bidder shall examine carefully the Project Site, the Plans and Specifications, other materials as described in the Special Provisions, Section 2-7, and the proposal forms (e.g., Bidding Documents). The submission of a Bid shall be conclusive evidence that the Bidder has investigated and is satisfied as to the conditions to be encountered, as to the character, quality, and scope of Work, the quantities of materials to be furnished, and as to the requirements of the Bidding Documents Proposal, Plans, and Specifications.

32. CITY STANDARD PROVISIONS. This contract is subject to the following standard provisions. See The WHITEBOOK for details.

32.1. The City of San Diego Resolution No. R-277952 adopted on May 20, 1991 for a Drug-Free Workplace.

32.2. The City of San Diego Resolution No. R-282153 adopted on June 14, 1993 related to the Americans with Disabilities Act.

32.3. The City of San Diego Municipal Code §22.3004 for Pledge of Compliance.

32.4. The City of San Diego's Labor Compliance Program and the State of California Labor Code §§1771.5(b) and 1776.

32.5. Sections 1777.5, 1777.6, and 1777.7 of the State of California Labor Code concerning the employment of apprentices by contractors and subcontractors performing public works contracts.

32.6. The City's Equal Benefits Ordinance (EBO), Chapter 2, Article 2, Division 43 of The San Diego Municipal Code (SDMC).

32.7. The City's Information Security Policy (ISP) as defined in the City's Administrative Regulation 90.63.

33. PRE-AWARD ACTIVITIES:

- 33.1.** The selected contractor by the City to execute a contract for this Work shall provide the information required within the time specified in “Required Documents,” of this bid package. Failure to provide the information within the time specified may result in the Bid being rejected as **non-responsive**.
- 33.2.** If the Bid is rejected as non-responsive, the selected contractor by the City to execute a contract for this Work shall forfeit the required Bid. The decision that the selected contractor by the City to execute a contract for this Work is non-responsive for failure to provide the information required within the time specified shall be at the sole discretion of the City.

34. SUPPLEMENTAL AGREEMENTS: Supplemental agreements attached to this contract for the items of Work such as extended re-vegetation maintenance and monitoring and emulsion aggregate slurry shall be signed upon the request from the Engineer and prior to Acceptance. The signed agreements shall be accompanied by the evidence of separate bond (i.e., labor and materials) and insurance as specified in 2-4, “CONTRACT BONDS,” 7-3, “LIABILITY INSURANCE,” and 7-4 WORKERS’ COMPENSATION INSURANCE. Bonds shall be in amount of the Contract Price for the Work included in the supplemental agreements.

35. ADDITIVE/DEDUCTIVE ALTERNATES:

- 35.1.** The additive/deductive alternates have been established to allow the City to compare the cost of specific portions of the Work with the Project’s budget and enable the City to make decision prior to award. The award will be established as described in the Bid. The City reserves the right to award the Contract for the Base Bid only or the Base Bid plus any combination of Additive and Deductive Alternate(s).
- 35.2.** For water pipeline projects, the Plans typically show all cut and plug and connection work to be performed by City Forces. However, Bidders shall refer to Bidding Documents to see if all or part of this work will be performed by the Contractor.

36. REQUIRED DOCUMENT SCHEDULE:

- 36.1.** The Bidder’s attention is directed to the City’s Municipal Code §22.0807(e), (3)-(5) for important information regarding grounds for debarment for failure to submit required documentation.
- 36.2.** The specified Equal Opportunity Contracting Program (EOCP) forms are available for download from the City’s web site at:

<http://www.sandiego.gov/eoc/forms/index.shtml>

ITEM	WHEN DUE	FROM	DOCUMENT TO BE SUBMITTED
1.	BID SUBMITTAL DATE/TIME	ALL BIDDERS	Bid
2.	BID SUBMITTAL DATE/TIME	ALL BIDDERS	Bid Bond
3.	BID SUBMITTAL DATE/TIME	ALL BIDDERS	Non-collusion Affidavit to be Executed By Bidder and Submitted with Bid under 23 USC 112 and PCC 7106
4.	BID SUBMITTAL DATE/TIME	ALL BIDDERS	Contractors Certification of Pending Actions
5.	BID SUBMITTAL DATE/TIME	ALL BIDDERS	Equal Benefits Ordinance Certification of Compliance
6.	BID SUBMITTAL DATE/TIME	ALL BIDDERS	Form AA35 - List of Subcontractors
7.	BID SUBMITTAL DATE/TIME	ALL BIDDERS	Form AA40 - Named Equipment/Material Supplier List
8.	BID SUBMITTAL DATE/TIME	ALL BIDDERS	Form AA45 - Subcontractors Additive/Deductive Alternate
9.	WITHIN 3 WORKING DAYS OF BID OPENING WITH GOOD FAITH EFFORT DOCUMENTATION	ALL BIDDERS	SLBE Good Faith Efforts Documentation
10.	WITHIN 3 WORKING DAYS OF BID OPENING WITH GOOD FAITH EFFORT DOCUMENTATION	ALL BIDDERS	Form AA60 – List of Work Made Available
11.	WITHIN 3 WORKING DAYS OF BID OPENING WITH GOOD FAITH EFFORT DOCUMENTATION	ALL BIDDERS	Proof of Valid DBE-MBE-WBE-DVBE Certification Status e.g., Certs.
12.	WITHIN 10 WORKING DAYS AFTER RECEIPT BY BIDDER OF CONTRACT FORMS	APPARENT LOW BIDDER	Names of the principal individual owners of the Apparent Low Bidder
13.	WITHIN 10 WORKING DAYS AFTER RECEIPT BY BIDDER OF CONTRACT FORMS	APPARENT LOW BIDDER	If the Contractor is a Joint Venture: <ul style="list-style-type: none"> • Joint Venture Agreement • Joint Venture License
14.	WITHIN 10 WORKING DAYS AFTER RECEIPT BY BIDDER OF CONTRACT FORMS	APPARENT LOW BIDDER	Form BB05 - Work Force Report

ITEM	WHEN DUE	FROM	DOCUMENT TO BE SUBMITTED
15.	WITHIN 10 WORKING DAYS AFTER RECEIPT BY BIDDER OF CONTRACT FORMS	APPARENT LOW BIDDER	Contract Forms - Agreement
16.	WITHIN 10 WORKING DAYS AFTER RECEIPT BY BIDDER OF CONTRACT FORMS	APPARENT LOW BIDDER	Contract Forms - Payment and Performance Bond
17.	WITHIN 10 WORKING DAYS AFTER RECEIPT BY BIDDER OF CONTRACT FORMS	APPARENT LOW BIDDER	Certificates of Insurance and Endorsements
18.	WITHIN 10 WORKING DAYS AFTER RECEIPT BY BIDDER OF CONTRACT FORMS	APPARENT LOW BIDDER	Contractor Certification - Drug-Free Workplace
19.	WITHIN 10 WORKING DAYS AFTER RECEIPT BY BIDDER OF CONTRACT FORMS	APPARENT LOW BIDDER	Contractor Certification - American with Disabilities Act
20.	WITHIN 10 WORKING DAYS AFTER RECEIPT BY BIDDER OF CONTRACT FORMS	APPARENT LOW BIDDER	Contractors Standards - Pledge of Compliance
21.	PRIOR TO PRE-CONSTRUCTION MEETING	LOW BIDDER	Contractor's Experience and Past Project Documentation. See Section 700

CONTRACT FORMS
AGREEMENT

CONTRACT FORMS (continued)

AGREEMENT

IN WITNESS WHEREOF, this Agreement is signed by the City of San Diego, acting by and through its Mayor or designee, pursuant to Municipal Code §22.3102(a)(1) authorizing such execution.

THE CITY OF SAN DIEGO

APPROVED AS TO FORM AND LEGALITY

Jan I. Goldsmith, City Attorney

By Tony Heinrichs

By Mark M. Mercer

Print Name: Tony Heinrichs
Director, Department of Public Works

Print Name: Mark M. Mercer
Deputy City Attorney

Date: 7/19/13

Date: 7/22/13

CONTRACTOR

By Marcelino E. Ortiz

Print Name: Marcelino E. Ortiz

Title: President

Date: June 18, 2013

City of San Diego License No.: B1996008117

State Contractor's License No.: 602454

**CONTRACT/AGREEMENT
ATTACHMENTS**

**CONTRACT ATTACHMENT
PERFORMANCE BOND AND LABOR AND MATERIALMEN'S BOND**

FAITHFUL PERFORMANCE BOND AND LABOR AND MATERIALMEN'S BOND:

ORTIZ CORPORATION, a corporation, as principal, and
International Fidelity Insurance Company, a corporation authorized to do
business in the State of California, as Surety, hereby obligate themselves, their successors and
assigns, jointly and severally, to The City of San Diego a municipal corporation in the sum of
THREE MILLION EIGHT HUNDRED FOUR THOUSAND ONE HUNDRED FORTY SEVEN
DOLLARS AND 12/100 (\$3,804,147.12) for the faithful performance of the annexed contract, and in
the sum of THREE MILLION EIGHT HUNDRED FOUR THOUSAND ONE HUNDRED FORTY
SEVEN DOLLARS AND 12/100 (\$3,804,147.12) for the benefit of laborers and materialmen
designated below.

Conditions:

If the Principal shall faithfully perform the annexed contract Water Group 616, Bid Number
K-13-5589-DBB-3, San Diego, California then the obligation herein with respect to a faithful
performance shall be void; otherwise it shall remain in full force.

If the Principal shall promptly pay all persons, firms and corporations furnishing materials for
or performing labor in the execution of this contract, and shall pay all amounts due under the
California Unemployment Insurance Act then the obligation herein with respect to laborers and
materialmen shall be void; otherwise it shall remain in full force.

The obligation herein with respect to laborers and materialmen shall inure to the benefit of all
persons, firms and corporations entitled to file claims under the provisions of Chapter 3 of Division 5
of Title I of the Government Code of the State of California or under the provisions of Section 3082
et seq. of the Civil Code of the State of California.

Changes in the terms of the annexed contract or specifications accompanying same or
referred to therein shall not affect the Surety's obligation on this bond, and the Surety hereby waives
notice of same.

CONTRACT ATTACHMENT (continued)
PERFORMANCE BOND AND LABOR AND MATERIALMEN'S BOND

The Surety shall pay reasonable attorney's fees should suit be brought to enforce the provisions of this bond.

Dated June 10, 2013

Approved as to Form and Legality

Ortiz Corporation

Principal

By *Marcelino E. Ortiz*

MARCELINO E. ORTIZ

Printed Name of Person Signing for Principal

Jan I. Goldsmith, City Attorney

By *Jan I. Goldsmith*
Deputy City Attorney

International Fidelity Insurance Company

Surety

By *Bart Stewart*

Bart Stewart, Attorney-in-fact

Approved:

By *Tony Heinrichs*
Tony Heinrichs
Director, Department of Public Works

International Fidelity Insurance Company

Local Address of Surety

13400 Sabre Springs Parkway, Ste. 245
San Diego, CA 92128

Local Address (City, State) of Surety

(818) 513-1795

Local Telephone No. of Surety

Premium \$ 27,582

Bond No. SDIESU0591897

POWER OF ATTORNEY

INTERNATIONAL FIDELITY INSURANCE COMPANY ALLEGHENY CASUALTY COMPANY

ONE NEWARK CENTER, 20TH FLOOR NEWARK, NEW JERSEY 07102-5207

KNOW ALL MEN BY THESE PRESENTS: That INTERNATIONAL FIDELITY INSURANCE COMPANY, a corporation organized and existing under the laws of the State of New Jersey, and ALLEGHENY CASUALTY COMPANY, a corporation organized and existing under the laws of the State of Pennsylvania, having their principal office in the City of Newark, New Jersey, do hereby constitute and appoint

BART STEWART



Encinitas, CA.

their true and lawful attorney(s)-in-fact to execute, seal and deliver for and on its behalf as surety, any and all bonds and undertakings, contracts of indemnity and other writings obligatory in the nature thereof, which are or may be allowed, required or permitted by law, statute, rule, regulation, contract or otherwise, and the execution of such instrument(s) in pursuance of these presents, shall be as binding upon the said INTERNATIONAL FIDELITY INSURANCE COMPANY and ALLEGHENY CASUALTY COMPANY, as fully and amply, to all intents and purposes, as if the same had been duly executed and acknowledged by their regularly elected officers at their principal offices.

This Power of Attorney is executed and may be revoked, pursuant to and by authority of the By-Laws of INTERNATIONAL FIDELITY INSURANCE COMPANY and ALLEGHENY CASUALTY COMPANY and is granted under and by authority of the following resolution adopted by the Board of Directors of INTERNATIONAL FIDELITY INSURANCE COMPANY at a meeting duly held on the 20th day of July, 2010 and by the Board of Directors of ALLEGHENY CASUALTY COMPANY at a meeting duly held on the 15th day of August, 2000:

"RESOLVED, that (1) the President, Vice President, or Secretary of the Corporation shall have the power to appoint and to revoke the appointments of Attorneys-in-Fact or agents with power and authority as defined or limited in their respective powers of attorney, and to execute on behalf of the Corporation and affix the Corporation's seal thereto; bonds, undertakings, recognizances, contracts of indemnity and other written obligations in the nature thereof or related thereto; and (2) any such Officers of the Corporation may appoint and revoke the appointments of joint-control custodians, agents for acceptance of process, and Attorneys-in-fact with authority to execute waivers and consents on behalf of the Corporation; and (3) the signature of any such Officer of the Corporation and the Corporation's seal may be affixed by facsimile to any power of attorney or certification given for the execution of any bond, undertaking, recognizance, contract of indemnity or other written obligation in the nature thereof or related thereto; such signature and seals when so used whether heretofore or hereafter, being hereby adopted by the Corporation as the original signature of such officer and the original seal of the Corporation, to be valid and binding upon the Corporation with the same force and effect as though manually affixed."

IN WITNESS WHEREOF, INTERNATIONAL FIDELITY INSURANCE COMPANY and ALLEGHENY CASUALTY COMPANY have each executed and attested these presents on this 12th day of March, 2012:




STATE OF NEW JERSEY
County of Essex

ROBERT W. MINSTER
Executive Vice President/Chief Operating Officer
(International Fidelity Insurance Company)
and President (Allegheny Casualty Company)

On this 12th day of March 2012, before me came the individual who executed the preceding instrument, to me personally known, and, being by me duly sworn, said he is the therein described and authorized officer of INTERNATIONAL FIDELITY INSURANCE COMPANY and ALLEGHENY CASUALTY COMPANY; that the seals affixed to said instrument are the Corporate Seals of said Companies; that the said Corporate Seals and his signature were duly affixed by order of the Boards of Directors of said Companies.

IN TESTIMONY WHEREOF, I have hereunto set my hand affixed my Official Seal, at the City of Newark, New Jersey the day and year first above written.



A NOTARY PUBLIC OF NEW JERSEY
My Commission Expires Mar. 27, 2014

CERTIFICATION

I, the undersigned officer of INTERNATIONAL FIDELITY INSURANCE COMPANY and ALLEGHENY CASUALTY COMPANY do hereby certify that I have compared the foregoing copy of the Power of Attorney and affidavit, and the copy of the Sections of the By-Laws of said Companies as set forth in said Power of Attorney, with the originals on file in the home office of said companies, and that the same are correct transcripts thereof, and of the whole of the said originals, and that the said Power of Attorney has not been revoked and is now in full force and effect.

IN TESTIMONY WHEREOF, I have hereunto set my hand this 10th day of June, 2013.

MARIA BRANCO, Assistant Secretary

CALIFORNIA ALL-PURPOSE CERTIFICATE OF ACKNOWLEDGMENT

State of California


County of San Diego

On 06/10/13 before me, Laura Ashley Aceves, Notary Public
(Here insert name and title of the officer)


personally appeared Bart Stewart

who proved to me on the basis of satisfactory evidence to be the person(s) whose name(s) is subscribed to the within instrument and acknowledged to me that he/she/they executed the same in his/her/their authorized capacity(ies), and that by his/her/their signature(s) on the instrument the person(s), or the entity upon behalf of which the person(s) acted, executed the instrument.

I certify under PENALTY OF PERJURY under the laws of the State of California that the foregoing paragraph is true and correct.



Signature of Notary Public



ADDITIONAL OPTIONAL INFORMATION

INSTRUCTIONS FOR COMPLETING THIS FORM

Any acknowledgment completed in California must contain verbiage exactly as appears above in the notary section or a separate acknowledgment form must be properly completed and attached to that document. The only exception is if a document is to be recorded outside of California. In such instances, any alternative acknowledgment verbiage as may be printed on such a document so long as the verbiage does not require the notary to do something that is illegal for a notary in California (i.e. certifying the authorized capacity of the signer). Please check the document carefully for proper notarial wording and attach this form if required.

- State and County information must be the State and County where the document signer(s) personally appeared before the notary public for acknowledgment.
- Date of notarization must be the date that the signer(s) personally appeared which must also be the same date the acknowledgment is completed.
- The notary public must print his or her name as it appears within his or her commission followed by a comma and then your title (notary public)
- Print the name(s) of document signer(s) who personally appear at the time of notarization.
- Indicate the correct singular or plural forms by crossing off incorrect forms (i.e. he/she/they- is /are) or circling the correct forms. Failure to correctly indicate this information may lead to rejection of document recording.
- The notary seal impression must be clear and photographically reproducible. Impression must not cover text or lines. If seal impression smudges, re-seal if a sufficient area permits, otherwise complete a different acknowledgment form.
- Signature of the notary public must match the signature on file with the office of the county clerk.
 - ❖ Additional information is not required but could help to ensure this acknowledgment is not misused or attached to a different document.
 - ❖ Indicate title or type of attached document, number of pages and date.
 - ❖ Indicate the capacity claimed by the signer. If the claimed capacity is a corporate officer, indicate the title (i.e. CEO, CFO, Secretary).
- Securely attach this document to the signed document

DESCRIPTION OF THE ATTACHED DOCUMENT	
_____ (Title or description of attached document)	
_____ (Title or description of attached document continued)	
Number of Pages _____ Document Date _____	
_____ (Additional information)	

CAPACITY CLAIMED BY THE SIGNER	
<input type="checkbox"/> Individual (s) <input type="checkbox"/> Corporate Officer	
_____ (Title)	
<input type="checkbox"/> Partner(s) <input type="checkbox"/> Attorney-in-Fact <input type="checkbox"/> Trustee(s) <input type="checkbox"/> Other _____	

CONTRACTOR CERTIFICATION

DRUG-FREE WORKPLACE

PROJECT TITLE: Water Group 616


I hereby certify that I am familiar with the requirements of San Diego City Council Policy No. 100-17 regarding Drug-Free Workplace as outlined in the WHITEBOOK, Section 7-13.3, "Drug-Free Workplace", of the project specifications, and that;

Ortiz Corporation

(Name under which business is conducted)

has in place a drug-free workplace program that complies with said policy. I further certify that each subcontract agreement for this project contains language which indicates the subcontractor's agreement to abide by the provisions of subdivisions a) through c) of the policy as outlined.

Signed



Printed Name Marcelino E. ortiz

Title President

CONTRACTOR CERTIFICATION

AMERICAN WITH DISABILITIES ACT (ADA) COMPLIANCE CERTIFICATION

PROJECT TITLE: Water Group 616

I hereby certify that I am familiar with the requirements of San Diego City Council Policy No. 100-4 regarding the American With Disabilities Act (ADA) outlined in the WHITEBOOK, Section 7-13.2, "American With Disabilities Act", of the project specifications, and that;

Ortiz Corporation

(Name under which business is conducted)

has in place workplace program that complies with said policy. I further certify that each subcontract agreement for this project contains language which indicates the subcontractor's agreement to abide by the provisions of the policy as outlined.

Signed

Marcelino E. Ortiz

Printed Name Marcelino E. Ortiz

Title President

CONTRACTOR CERTIFICATION

CONTRACTOR STANDARDS – PLEDGE OF COMPLIANCE


PROJECT TITLE: Water Group 616

I declare under penalty of perjury that I am authorized to make this certification on behalf of Ortiz Corporation, as Contractor, that I am familiar with the requirements of City of San Diego Municipal Code § 22.3224 regarding Contractor Standards as outlined in the WHITEBOOK, Section 7-13.4, ("Contractor Standards"), of the project specifications, and that Contractor has complied with those requirements.

I further certify that each of the Contractor's subcontractors whose subcontracts are greater than \$50,000 in value has completed a Pledge of Compliance attesting under penalty of perjury of having complied with City of San Diego Municipal Code § 22.3224.

Dated this 18 Day of June, 2013

Signed



Printed Name Marcelino E. Ortiz

Title President

AFFIDAVIT OF DISPOSAL

WHEREAS, on the _____ DAY OF _____, _____, the undersigned entered into and executed a contract with the City of San Diego, a municipal corporation, for:

Water Group 616
(Name of Project)

as particularly described in said contract and identified as Bid No. **K-13-5589-DBB-3**; SAP No. (WBS/IO/CC) **B-00018**; and **WHEREAS**, the specification of said contract requires the Contractor to affirm that "all brush, trash, debris, and surplus materials resulting from this project have been disposed of in a legal manner"; and **WHEREAS**, said contract has been completed and all surplus materials disposed of:

NOW, THEREFORE, in consideration of the final payment by the City of San Diego to said Contractor under the terms of said contract, the undersigned Contractor, does hereby affirm that all surplus materials as described in said contract have been disposed of at the following location(s)

and that they have been disposed of according to all applicable laws and regulations.

Dated this _____ DAY OF _____, _____.

Contractor
by

ATTEST:

State of _____
County of _____

On this _____ DAY OF _____, 2____, before the undersigned, a Notary Public in and for said County and State, duly commissioned and sworn, personally appeared _____ known to me to be the _____ Contractor named in the foregoing Release, and whose name is subscribed thereto, and acknowledged to me that said Contractor executed the said Release.

Notary Public in and for said County and State

SUPPLEMENTARY SPECIAL PROVISIONS (SSP)

SUPPLEMENTARY SPECIAL PROVISIONS

The following Supplementary Special Provisions (SSP) modifies the following documents:

- 1) Standard Specifications for Public Works Construction (The GREENBOOK) currently in effect.
- 2) The City of San Diego Standard Specifications for Public Works Construction (The WHITEBOOK).

SECTION 1 – TERMS, DEFINITIONS, ABBREVIATIONS, UNITS OF MEASURE, AND SYMBOLS

1-2 TERMS AND DEFINITIONS.

Normal Working Hours. To the City Supplements, ADD the following:

The Normal Working Hours are 8:30 AM to 3:30 PM.

SECTION 2 - SCOPE AND CONTROL OF WORK

2-3.2 Self Performance. DELETE in its entirety and SUBSTITUTE with the following:

1. You must perform, with your own organization, Contract work amounting to at least 50% of the base bid alone or base bid and any additive or deductive alternate(s) that together when added or deducted form the basis of award.
2. The self performance percentage requirement will be waived for contracts when a “B” License is required or allowed.

2-14.3 Coordination. To the City Supplements, ADD the following:

Other adjacent City projects are scheduled for construction for the same time period in the vicinity of see location map appendix E. See Appendix "F" for approximate location. Coordinate the Work with the adjacent projects as listed below:

- a) UU630 – Seminole Drive, Mario Reyes, (619) 533-7426
- b) UU629 – Seminole Drive, Mario Reyes, (619) 533-7426
- c) UU209 – Residential Project Block 7G2, Mario Reyes, (619) 533-7426
- d) UU100 – Trojan Avenue, Mario Reyes, (619) 533-7426
- e) 3002 – Wtr GJ 550 CI (CA102), Frank Nguyen RE
- f) Water & Sewer Group 940, Laila Nasrawi, (619) 533-4619
- g) Pipeline Rehabilitation N-1, Jericho Gallardo, (619) 533-7523
- h) Water Group Job 963, Joe Myers, (619) 533-6632

SECTION 4 - CONTROL OF MATERIALS

4-1.6 Trade Names or Equals. ADD the following:

You must submit your list of proposed substitutions for “an equal” (“or equal”) item(s) **no later than 10 Working Days after the determination of the Apparent Low Bidder** and on a City form when provided by the City.

SECTION 7 - RESPONSIBILITIES OF THE CONTRACTOR

7-3 LIABILITY INSURANCE. DELETE in its entirety and SUBSTITUTE with the following:

The insurance provisions herein must not be construed to limit your indemnity obligations contained in the Contract.

7-3.1 Policies and Procedures.

1. You must procure the insurance described below, at its sole cost and expense, to provide coverage against claims for loss including injuries to persons or damage to property, which may arise out of or in connection with the performance of the Work by you, your agents, representatives, officers, employees or Subcontractors.
2. Insurance coverage for property damage resulting from your operations is on a replacement cost valuation. The market value will not be accepted.
3. You must maintain this insurance for the duration of this contract and at all times thereafter when you are correcting, removing, or replacing Work in accordance with this contract. Your liabilities under the Contract, e.g., your indemnity obligations, is not deemed limited to the insurance coverage required by this contract.
4. Payment for insurance is included in the various items of Work as bid by you, and except as specifically agreed to by the City in writing, you are not entitled to any additional payment. Do not begin any work under this contract until you have provided and the City has approved all required insurance.
5. Policies of insurance must provide that the City is entitled to 30 days (10 days for cancellation due to non-payment of premium) prior written notice of cancellation or non-renewal of the policy. Maintenance of specified insurance coverage is a material element of the Contract. Your failure to maintain or renew coverage or to provide evidence of renewal during the term of the Contract may be treated by the City as a material breach of the Contract.

7-3.2 Types of Insurance.

7-3.2.1 Commercial General Liability Insurance.

1. Commercial General Liability Insurance must be written on the current version of the ISO Occurrence form CG 00 01 07 98 or an equivalent form providing coverage at least as broad.

2. The policy must cover liability arising from premises and operations, XCU (explosions, underground, and collapse), independent contractors, products/completed operations, personal injury and advertising injury, bodily injury, property damage, and liability assumed under an insured's contract (including the tort liability of another assumed in a business contract).
3. There must be no endorsement or modification limiting the scope of coverage for either "insured vs. insured" claims or contractual liability. You must maintain the same or equivalent insurance for at least 10 years following completion of the Work.
4. All costs of defense must be outside the policy limits. Policy coverage must be in liability limits of not less than the following:

<u>General Annual Aggregate Limit</u>	<u>Limits of Liability</u>
Other than Products/Completed Operations	\$2,000,000
Products/Completed Operations Aggregate Limit	\$2,000,000
Personal Injury Limit	\$1,000,000
Each Occurrence	\$1,000,000

7-3.2.2 Commercial Automobile Liability Insurance.

1. You must provide a policy or policies of Commercial Automobile Liability Insurance written on the current version of the ISO form CA 00 01 12 90 or later version or equivalent form providing coverage at least as broad in the amount of \$1,000,000 combined single limit per accident, covering bodily injury and property damage for owned, non-owned, and hired automobiles ("Any Auto").
2. All costs of defense must be outside the limits of the policy.

7-3.3 Rating Requirements. Except for the State Compensation Insurance Fund, all insurance required by this contract as described herein must be carried only by responsible insurance companies with a rating of, or equivalent to, at least "A-, VI" by A.M. Best Company, that are authorized by the California Insurance Commissioner to do business in the State, and that have been approved by the City.

7-3.3.1 Non-Admitted Carriers. The City will accept insurance provided by non-admitted, "surplus lines" carriers only if the carrier is authorized to do business in the State and is included on the List of Approved Surplus Lines Insurers (LASLI list).

All policies of insurance carried by non-admitted carriers must be subject to all of the requirements for policies of insurance provided by admitted carriers described herein.

7-3.4 Evidence of Insurance. Furnish to the City documents e.g., certificates of insurance and endorsements evidencing the insurance required herein, and furnish renewal documentation prior to expiration of this insurance. Each required document must be signed by the insurer or a person authorized by the insurer to bind coverage on its behalf. We reserve the right to require complete, certified copies of all insurance policies required herein.

7-3.5 Policy Endorsements.

7-3.5.1 Commercial General Liability Insurance

7-3.5.1.1 Additional Insured.

- a) You must provide at your expense policy endorsement written on the current version of the ISO Occurrence form CG 20 10 11 85 or an equivalent form providing coverage at least as broad.
- b) To the fullest extent allowed by law e.g., California Insurance Code §11580.04, the policy must be endorsed to include the City and its respective elected officials, officers, employees, agents, and representatives as additional insured.
- c) The additional insured coverage for projects for which the Engineer's Estimate is \$1,000,000 or more must include liability arising out of: (a) Ongoing operations performed by you or on your behalf, (b) your products, (c) your work, e.g., your completed operations performed by you or on your behalf, or (d) premises owned, leased, controlled, or used by you.
- d) The additional insured coverage for projects for which the Engineer's Estimate is less than \$1,000,000 must include liability arising out of: (a) Ongoing operations performed by you or on your behalf, (b) your products, or (c) premises owned, leased, controlled, or used by you.

7-3.5.1.2 Primary and Non-Contributory Coverage. The policy must be endorsed to provide that the coverage with respect to operations, including the completed operations, if appropriate, of the Named Insured is primary to any insurance or self-insurance of the City and its elected officials, officers, employees, agents and representatives. Further, it must provide that any insurance maintained by the City and its elected officials, officers, employees, agents and representatives must be in excess of your insurance and must not contribute to it.

7-3.5.1.3 Project General Aggregate Limit.

The policy or policies must be endorsed to provide a Designated Construction Project General Aggregate Limit that will apply only to the Work. Only claims payments which arise from the Work must reduce the Designated Construction Project General Aggregate Limit. The Designated Construction Project General Aggregate Limit must be in addition to the aggregate limit provided for the products-completed operations hazard.

7-3.5.2 Commercial Automobile Liability Insurance.

7-3.5.2.1 Additional Insured. Unless the policy or policies of Commercial Auto Liability Insurance are written on an ISO form CA 00 01 12 90 or a later version of this form or equivalent form providing coverage at least as broad, the policy must be endorsed to include the City and its respective elected officials, officers, employees, agents, and representatives as additional insured, with respect to liability arising out of automobiles owned, leased, hired or borrowed by you or on your behalf. This endorsement is limited to the obligations permitted by California Insurance Code §11580.04.

7-3.6 Deductibles and Self-Insured Retentions. You must pay for all deductibles and self-insured retentions. You must disclose deductibles and self-insured retentions to the City at the time the evidence of insurance is provided.

7-3.7 Reservation of Rights. The City reserves the right, from time to time, to review your insurance coverage, limits, deductibles and self-insured retentions to determine if they are acceptable to the City. The City will reimburse you, without overhead, profit, or any other markup, for the cost of additional premium for any coverage requested by the Engineer but not required by this contract.

7-3.8 Notice of Changes to Insurance. You must notify the City 30 days prior to any material change to the policies of insurance provided under this contract.

7-3.9 Excess Insurance. Policies providing excess coverage must follow the form of the primary policy or policies e.g., all endorsements.

7-4 WORKERS' COMPENSATION INSURANCE. DELETE in its entirety and SUBSTITUTE with the following:

7-4.1 Workers' Compensation Insurance and Employers Liability Insurance.

1. In accordance with the provisions of §3700 of the California Labor Code, you must provide at your expense Workers' Compensation Insurance and Employers Liability Insurance to protect you against all claims under applicable state workers compensation laws. The City, its elected officials, and employees will not be responsible for any claims in law or equity occasioned by your failure to comply with the requirements of this section.

2. Limits for this insurance must be not less than the following:

<u>Workers' Compensation</u>	<u>Statutory Employers Liability</u>
Bodily Injury by Accident	\$1,000,000 each accident
Bodily Injury by Disease	\$1,000,000 each employee
Bodily Injury by Disease	\$1,000,000 policy limit

3. By signing and returning the Contract you certify that you are aware of the provisions of §3700 of the Labor Code which require every employer to be insured against liability for worker's compensation or to undertake self-insurance in accordance with the provisions of that code and you must comply with such provisions before commencing the Work as required by §1861 of the California Labor Code.

7-4.1.1 Waiver of Subrogation.

The policy or policies must be endorsed to provide that the insurer will waive all rights of subrogation against the City, and its respective elected officials, officers, employees, agents, and representatives for losses paid under the terms of the policy or policies and which arise from work performed by the Named Insured for the City.

7-5 PERMITS, FEES, AND NOTICES. To the City Supplement, ADD the following:

The City will obtain, at no cost to the Contractor; the following permits:

1. Site Development Permit

7-15 INDEMNIFICATION AND HOLD HARMLESS AGREEMENT. To the City Supplements, fourth paragraph, last sentence, DELETE in its entirety and SUBSTITUTE with the following:

Your duty to indemnify and hold harmless does not include any claims or liability arising from the established active or sole negligence, or willful misconduct of the City, its officers, or employees.

SECTION 8 - FACILITIES FOR AGENCY PERSONNEL

8-2 FIELD OFFICE FACILITIES. To the City Supplement, DELETE in its entirety.

SECTION 9 - MEASUREMENT AND PAYMENT

9-3.2.5 Withholding of Payment. To the City Supplements, item i), DELETE in its entirety and SUBSTITUTE with the following:

- i) Your failure to comply with 7-2.3, "PAYROLL RECORDS" and 2-16, "CONTRACTOR REGISTRATION AND ELECTRONIC REPORTING SYSTEM."

ADD:

9-3.7 Compensation Adjustments for Price Index Fluctuations. This Contract is not subject to the provisions of The WHITEBOOK for Compensation Adjustments for Price Index Fluctuations for the paving asphalt.

SECTION 203 – BITUMINOUS MATERIALS

203-15 RUBBER POLYMER MODIFIED SLURRY (RPMS). RPMS shall be used on this contract.

SECTION 209 – STREET LIGHTING AND TRAFFIC SIGNAL MATERIALS

209-6.4 Induction Cobra Head Luminaire. To the City Supplements, CORRECT certain section numbering as follows:

OLD SECTION NUMBER	TITLE	NEW SECTION NUMBER
209-6.4.7	Luminaire Identification	209-6.4.8
209-6.4.8	Photometric Documentation	209-6.4.9
209-6.4.9	Quality Assurance	209-6.4.10

SECTION 300 – EARTHWORK

300-1.4 **Payment.** To the City Supplements, paragraph (2), DELETE in its entirety and SUBSTITUTE with the following:

2. Payment for existing pavement removal and disposal of up to 12” thick, within the excavation e.g., trench limits, shall be included in the Bid item for installation of the mains or the Work item that requires pavement removal.

SECTION 302 – ROADWAY SURFACING

302-3 **Preparatory Repair Work.** To the City Supplement, DELETE in its entirety and SUBSTITUTE with the following:

302-3 **Preparatory Repair Work.**

1. Prior to roadway resurfacing or the application of slurry, the Contractor shall complete all necessary preparation and repair work to the road segment e.g., tree trimming, weed spray, weed abatement, crack sealing, asphalt repair, hump removal, miscellaneous asphalt patching, removal of raised pavement markers, removal of pavement markings, etc. and as specified in the Special Provisions.
2. Preparatory work shall include, but not be limited to, tree trimming, weed spray, weed abatement, crack sealing, asphalt repair i.e., mill and pave, hump removal, miscellaneous asphalt patching, removal of raised pavement markers, removal of pavement markings, etc.
3. The Contractor shall repair areas of distressed asphalt concrete pavement by milling or removing damaged areas of pavement to a minimum depth of 2” for Residential streets, and a minimum depth of 3” for all others to expose firm and unyielding pavement. The Contractor shall prepare subgrade as needed and install a minimum of 2” for residential streets, and a minimum of 3” for all others, of compacted asphalt concrete pavement over compacted native material as directed by the Engineer.
4. If, in order to achieve the minimum specified depth, the base material is exposed, the material shall be compacted to 95% relative compaction to a depth 10” below the finished grade (dig out). Compaction tests shall be made to ensure compliance with the specifications. The Engineer will determine when and where the test will occur. The City will pay for the soils testing required by the Engineer, which meets the required compaction. The Contractor shall reimburse the City for the cost of retesting failing compaction tests. If additional base material is required, the Contractor shall use Class 2 Aggregate Base in accordance with 200-2.2, “Crushed Aggregate Base.”
5. Recycled base material shall conform to Crushed Miscellaneous Base Material in accordance with 200-2.4, “Crushed Miscellaneous Aggregate Base.”
6. Prior to replacing asphalt, the area shall be cleaned by removing all loose and damaged material, moisture, dirt, and other foreign matter and shall be tack coated in accordance with 302-5.4 “Tack Coat.”

7. The Contractor shall install new asphalt within the repair area or for patches in accordance with 302-5, "ASPHALT CONCRETE PAVEMENT." Asphalt concrete shall be C2-PG 64-10 in compliance with 400-4, "ASPHALT CONCRETE."
8. No preparatory asphalt work shall be done when the atmospheric temperature is below 50 °F or during unsuitable weather.
9. Following the asphalt placement, the Contractor shall roll the entire area of new asphalt in both directions at least twice. The finished patch shall be level and smooth in compliance with 302-5.6.2 "Density and Smoothness." After placement and compaction of the asphalt patch, the Contractor shall seal all finished edges with a 4" wide continuous band of SS-1H.
10. The minimum dimension for each individual repair shall be 4' x 4' and shall be subject to the following conditions:
 - a) If the base material is exposed to achieve the required minimum removal thickness, the base material shall be prepared conforming to 301-1, "SUBGRADE PREPARATION."
 - b) When additional base material is required, then the contractor shall use Class 2 Aggregate Base in accordance with 200-2.2, "Crushed Aggregate Base." Recycled base material shall conform to Crushed Miscellaneous Base Material in accordance with 200-2.4, "Crushed Miscellaneous Base."
 - c) The Contractor may use grinding as a method for removal of deteriorated pavement when the areas indicated for removal are large enough (a minimum of the machine drum width) and when approved by the Engineer.
 - d) For both scheduled and unscheduled base repairs, failed areas may be removed by milling or by excavation provided that the edges are cut cleanly with a saw. The areas shall be cleaned and tack coated in accordance with 302-5.4, "Tack Coat" before replacing the asphalt. The areas for scheduled repairs have been marked on the street.

302-3.1 Asphalt Patching.

1. Asphalt patching shall consist of patching potholes, gutter-line erosion, and other low spots in the pavement that are deeper than ½" per 302-5.6.2, "Density and Smoothness." These areas are generally smaller and more isolated than those areas in need of mill and pave.
2. The areas requiring patching have been identified in the Contract Documents, marked on the streets, or as directed by the Engineer. The Contractor shall identify any new areas that may require patching prior to slurry work to ensure the smoothness and quality of the finished product.
3. The Contractor shall identify and repair any areas that may require patching, prior to the placement of slurry seal for smooth finished product.

4. Asphalt overlay shall not be applied over deteriorated pavement. Preparatory asphalt work shall be completed and approved by the Engineer before proceeding with asphalt overlay.
5. The Contractor shall remove distressed asphalt pavement either by saw cutting or milling, to expose firm and unyielding pavement; prepare subgrade (as needed); and install compacted asphalt concrete pavement over compacted native material as directed by the Engineer.
6. Prior to replacing asphalt, the area shall be cleaned and tack coated per 302-5.4, "Tack Coat".
7. Following the asphalt placement, the Contractor shall roll the entire patch in both directions covering the patch at least twice.
8. After placement and compaction of the asphalt patch, the Contractor shall seal all finished edges with a 4" wide continuous band of SS-1H.
9. Base repairs shall not exceed 20% RAP in content.

302-3.2 Payment.

1. Payment for replacement of existing pavement when required shall be included in the unit bid price for Asphalt Pavement repair for the total area replaced and no additional payment shall be made regardless of the number of replacements completed. No payment shall be made for areas of over excavation or outside trench areas in utility works unless previously approved by the Engineer. No payment for pavement replacement will be made when the damage is due to the Contractor's failure to protect existing improvements. The Contractor shall reimburse the City for the cost of retesting all failing compaction tests.
2. The areas and quantities shown on the road segments and in appendices are given only for the Contractor's aid in planning the Work and preparing Bids. The Engineer will designate the limits to be removed and these designated areas shall be considered to take precedent over the area shown in an Appendix to the Contract Documents. The quantities shown in the appendices are based on a street assessment survey and may vary.
3. At the end of each day, the Contractor shall submit to the Engineer an itemized list of the asphalt pavement repair work completed. The list shall include the location of the work and the exact square footage of the repair.
4. Preparatory repair work and tack coating will be paid at the Contract unit price per ton for Asphalt Pavement Repair. No payment shall be made for areas of over excavation unless previously approved by the Engineer.
5. Milling shall be included in the Bid item for Asphalt Pavement Repair unless separate Bid item has been provided.
6. Payment for miscellaneous asphalt patching shall be included in the Contract unit price for slurry and no additional payment shall be made therefore.

302-5.1.1 Damaged AC Pavement Replacement. To the City Supplement, DELETE in its entirety.

302-5.1.2 Measurement and Payment. To the City Supplement, DELETE in its entirety.

SECTION 306 – UNDERGROUND CONDUIT CONSTRUCTION

306-1 OPEN TRENCH OPERATIONS. To the City Supplements, CORRECT certain section numbering as follows:

OLD SECTION NUMBER	TITLE	NEW SECTION NUMBER
306-1.8	House Connection Sewer (Laterals) and Cleanouts	306-1.9
306-1.7.1	Payment	306-1.9.1
306-1.7.2	Sewer Lateral with Private Replumbing	306-1.9.2
306-1.7.2.1	location	306-1.9.2-1
306-1.7.2.2	Permits	306-1.9.2-2
306-1.7.2.3	Submittals	306-1.9.2-3
306-1.7.2.4	Trenchless Construction	306-1.9.2-4
306-1.7.2.5	Payment	306-1.9.2-5
306-1.7.3.6	Private Pump Installation	306-1.9.2-6
306-1.7.3.7	Payment	306-1.9.2-7

306-1.1.1 General. ADD the following:

Build the Project in accordance with the water high lining phasing shown on the Plans and in phases as follows:

1. Phase I: Bates Street, 58th Street
2. Phase II: University Avenue
3. Phase III: Bates Street, 58th Street, Ascot Street
4. Phase IV: Andros Place, 58th Place, Olympic Street
5. Phase V: Trojan Avenue, Bernadine Place, Vale Way, Sharron Place
6. Phase VI: 60th Street Easement, Seminole Drive, Bradford Street, Estelle St.

When installing pipelines within the City’s streets, for the following streets, the total time allowed for the completion of Work may not exceed 10 Working Days per 500’ of pipeline installation:

1. University Avenue

306-1.6 Basis of Payment for Open Trench Installations. ADD the following:

Payment for imported backfill when the Contractor elects to import material from a source outside the project limits and when authorized by the Engineer shall be included in the Bid unit price for Imported Backfill. The price shall include the removal and disposal of unsuitable materials.

SECTION 700 – EXTENDED REVEGETATION, MAINTENANCE, AND MONITORING

700-1.7.2 Project Biologist. You must retain a qualified Project Biologist to perform Biological Monitoring work. Submit copies of the Biologist qualifications as noted in section 700-1.1 and obtain the Engineer’s approval prior to the Pre-construction Meeting and provide references for at least 1 successfully completed project of similar size and complexity in Southern California. If the proposed Project Biologist is not approved, submit and obtain approval of an alternate Project Biologist at no additional cost to the City prior to the start of the Construction Work subject to the process under Public Contract Code §4107. Once approved, the Project Biologist must attend the Pre-construction Meeting to coordinate the biological impact and re-vegetation portion of the Project.

SECTION 705 – WATER DISCHARGES

705-2.6.3 Community Health and Safety Plan. To the City Supplements, DELETE in its entirety and SUBSTITUTE with the following:

705-2.6.3 Community Health and Safety Plan. See 703-2, “Community Health and Safety Plan.”

705-2.6.1 General. Paragraph (3), CORRECT reference to Section 803 to read “Section 703.”

SECTION 707 – RESOURCE DISCOVERIES

ADD:

707-1.1 Environmental Document. The City of San Diego Environmental Analysis Section (EAS) of the Development Services Department has prepared a Notice of Exemption for Water Group 616, Project No./WBS No. 273446/B00018.02.06, as referenced in the Contract Appendix. You must comply with all requirements of the Notice of Exemption as set forth in the Contract Appendix.

Compliance with the City’s environmental document is included in the various Bid items, unless a bid item has been provided.

END OF SUPPLEMENTARY SPECIAL PROVISIONS (SSP)

SUPPLEMENTARY SPECIAL PROVISIONS

APPENDICES

APPENDIX A

Notice of Exemption/Site Development Permit

NOTICE OF EXEMPTION

TO: X RECORDER/COUNTY CLERK
P.O. Box 1750, MS A-33
1600 PACIFIC HWY, ROOM 260
SAN DIEGO, CA 92101-2422

FROM: CITY OF SAN DIEGO
DEVELOPMENT SERVICES DEPARTMENT
1222 FIRST AVENUE, MS 501
SAN DIEGO, CA 92101

 OFFICE OF PLANNING AND RESEARCH
1400 TENTH STREET, ROOM 121
SACRAMENTO, CA 95814

PROJECT NO./WBS No.: 273446/B-00018.02.06

PROJECT TITLE: WATER GROUP 616

PROJECT LOCATION-SPECIFIC: The project is located within the public right-of-way along portions of the following streets: Bates Street, 58th Street, Ascot Street, University Avenue, Olympic Street, Andros Place, 58th Place, Trojan Avenue, Vale Way, Bernadine Place, Sharron Place, Bradford Street, Estelle Street, Seminole Drive and 60th Street. Approximately 400 linear feet (LF) of water main lies within an existing 10-foot wide easement extending between two cul-de-sacs located on 60th Street 540 feet north of the intersection of 60th Street and University Avenue. The entire project site is located within the Mid City: Eastern Area Community Plan area (Council District 7).

PROJECT LOCATION-CITY/COUNTY: San Diego/San Diego

DESCRIPTION OF NATURE, PURPOSE, AND BENEFICIARIES OF PROJECT: The project would replace in place 14,300 LF of existing asphalt concrete and cast iron water pipe with polyvinyl chloride (PVC) pipe, install an additional 1,100 LF of new PVC water pipe on 58th Street, acquire approximately 0.05 acre (400' L x 5' W) of additional easement resulting in a new easement width of 15 feet in order to comply with current City standards and health regulations, and require an additional 10-foot wide temporary construction access easement for construction equipment access. Impacted vegetation will be revegetated per the approved revegetation/erosion control plan prepared in accordance with the City's Land Development Manual and Landscape Standards.

NAME OF PUBLIC AGENCY APPROVING PROJECT: City of San Diego, Public Works -- Engineering and Capital Projects

NAME OF PERSON OR AGENCY CARRYING OUT PROJECT: Joe Myers, Project Manager
600 B Street, Suite 800, MS 908A
San Diego, CA 92101- 4502
(619) 533-6632

EXEMPT STATUS: (CHECK ONE)

- MINISTERIAL (SEC. 21080(b)(1); 15268);
- DECLARED EMERGENCY (SEC. 21080(b)(3); 15269(a));
- EMERGENCY PROJECT (SEC. 21080(b)(4); 15269 (b)(c))
- CATEGORICAL EXEMPTION: 15302 (REPLACEMENT OR RECONSTRUCTION) AND 15303 (NEW CONSTRUCTION)
- STATUTORY EXEMPTIONS:

REASONS WHY PROJECT IS EXEMPT: The City of San Diego has determined the project meets the categorical exemption criteria set forth in the CEQA State Guidelines, Section 15302 (Replacement or Reconstruction), which allows for the replacement or reconstruction of existing structures and facilities where the new structure will be located on the same site as the structure replaced and will have substantially the same purpose and capacity as the structure replaced; Section 15303 (New Construction), which allows for construction and location of limited numbers of new, small facilities or structures; and where the exceptions listed in Section 15300.2 would not apply.

LEAD AGENCY CONTACT PERSON: Jeff Szymanski

TELEPHONE: (619) 446-5324

IF FILED BY APPLICANT:

1. ATTACH CERTIFIED DOCUMENT OF EXEMPTION FINDING.
2. HAS A NOTICE OF EXEMPTION BEEN FILED BY THE PUBLIC AGENCY APPROVING THE PROJECT?
 YES NO

IT IS HEREBY CERTIFIED THAT THE CITY OF SAN DIEGO HAS DETERMINED THE ABOVE ACTIVITY TO BE EXEMPT FROM CEQA

Jeff E. Szymanski / SENIOR PLANNER
SIGNATURE/TITLE

9/10/2012
DATE

CHECK ONE:

- SIGNED BY LEAD AGENCY
- SIGNED BY APPLICANT

DATE RECEIVED FOR FILING WITH COUNTY CLERK OR OPR:

THE ORIGINAL OF THIS DOCUMENT
WAS RECORDED ON JAN 04, 2013
DOCUMENT NUMBER 2013-0007991
Ernest J. Dronenburg, Jr., COUNTY RECORDER
SAN DIEGO COUNTY RECORDER'S OFFICE
TIME: 9:05 AM

RECORDING REQUESTED BY
CITY OF SAN DIEGO
DEVELOPMENT SERVICES
PERMIT INTAKE, MAIL STATION 501

WHEN RECORDED MAIL TO

PROJECT MANAGEMENT
PERMIT CLERK
MAIL STATION 501

SPACE ABOVE THIS LINE FOR RECORDER'S USE

WBS: B-00018.02.06

SITE DEVELOPMENT PERMIT NO. 997871
WATER GROUP 616 PROJECT NO. 273446
Hearing Officer

This Site Development Permit is granted by the Hearing Officer of the City of San Diego to the City of San Diego Engineering and Capital Projects Department, Owner/Permittee, pursuant to San Diego Municipal Code [SDMC] section 126.0502. The approximate 0.18-acre site is located primarily along 58th Street in the public right-of-way within the El Cerrito neighborhood of the City of San Diego, California. The project site is situated northwest of the intersection of University Avenue and College Avenue, in unsectioned lands. The project site lies between 2 disjunct portions of 60th Street, one block north of University Avenue in various residential zones of the Eastern Area Neighborhood of the Mid-City Community Plan.

Subject to the terms and conditions set forth in this Permit, permission is granted to the City of San Diego, Engineering and Capital Projects, Owner/Permittee to replace 14,300 feet of existing AC and Cast Iron water pipe with PVC water pipe, and install an additional 1,100 feet of new polyvinyl chloride (PVC) water pipe on 58th Street with a remaining 400 feet located within an existing 10 foot easement joining 60th Street and subject to the City's land use regulations described and identified by size, dimension, quantity, type, and location on the approved exhibits [Exhibit "A"] dated December 5, 2012, on file in the Development Services Department.

The project shall include:

- a. Replace approximately 14,300 linear feet (0.24 miles) of existing water main;
- b. Landscape/Revegetation.

STANDARD REQUIREMENTS:

1. This permit must be utilized within thirty-six (36) months after the date on which all rights of appeal have expired. If this permit is not utilized in accordance with Chapter 12, Article 6, Division 1 of the SDMC within the 36 month period, this permit shall be void unless an Extension of Time has been granted. Any such Extension of Time must meet all SDMC requirements and applicable guidelines in effect at the time the extension is considered by the appropriate decision maker.
2. No permit for the construction, occupancy, or operation of any facility or improvement described herein shall be granted, nor shall any activity authorized by this Permit be conducted on the premises until:
 - a. The Owner/Permittee signs and returns the Permit to the Development Services Department; and
 - b. The Permit is recorded in the Office of the San Diego County Recorder.
3. While this Permit is in effect, the subject property shall be used only for the purposes and under the terms and conditions set forth in this Permit unless otherwise authorized by the appropriate City decision maker.
4. This Permit is a covenant running with the subject property and all of the requirements and conditions of this Permit and related documents shall be binding upon the Owner/Permittee and any successor(s) in interest.
5. The continued use of this Permit shall be subject to the regulations of this and any other applicable governmental agency.
6. Issuance of this Permit by the City of San Diego does not authorize the Owner/Permittee for this Permit to violate any Federal, State or City laws, ordinances, regulations or policies including, but not limited to, the Endangered Species Act of 1973 [ESA] and any amendments thereto (16 U.S.C. § 1531 et seq.).
7. Construction plans shall be in substantial conformity to Exhibit "A." Changes, modifications, or alterations to the construction plans are prohibited unless appropriate application(s) or amendment(s) to this Permit have been granted.
8. The owner/permittee will secure all necessary easements.
9. All of the conditions contained in this Permit have been considered and were determined-necessary to make the findings required for approval of this Permit. The Permit holder is required to comply with each and every condition in order to maintain the entitlements that are granted by this Permit.

If any condition of this Permit, on a legal challenge by the Owner/Permittee of this Permit, is found or held by a court of competent jurisdiction to be invalid, unenforceable, or unreasonable, this Permit shall be void. However, in such an event, the Owner/Permittee shall have the right, by paying applicable processing fees, to bring a request for a new permit without the "invalid" condition(s) back to the discretionary body which approved the Permit for a determination by that body as to whether all of the findings necessary for the issuance of the proposed permit can still be made in the absence of the "invalid" condition(s). Such hearing shall be a hearing de novo, and the discretionary body shall have the absolute right to approve, disapprove, or modify the proposed permit and the condition(s) contained therein.


INFORMATION ONLY:

- The issuance of this discretionary use permit alone does not allow the immediate commencement or continued operation of the proposed use on site. The operation allowed by this discretionary use permit may only begin or recommence after all conditions listed on this permit are fully completed and all required ministerial permits have been issued and received final inspection.
- Any party on whom fees, dedications, reservations, or other exactions have been imposed as conditions of approval of this Permit, may protest the imposition within ninety days of the approval of this development permit by filing a written protest with the City Clerk pursuant to California Government Code-section 66020.
- This development may be subject to impact fees at the time of construction permit issuance.

APPROVED by the Hearing Office of the City of San Diego on December 5, 2012 and Resolution No. HO-6578

Site Development Permit No. 997871
PTS Project No. 273446
Date of Approval: December 5, 2012

AUTHENTICATED BY THE CITY OF SAN DIEGO DEVELOPMENT SERVICES
DEPARTMENT




Angela Nazareno
Development Project Manager

**NOTE: Notary acknowledgment
must be attached per Civil Code
section 1189 et seq.**

The undersigned Owner/Permittee, by execution hereof, agrees to each and every condition of this Permit and promises to perform each and every obligation of Owner/Permittee hereunder.

CITY OF SAN DIEGO, Engineering and Capital Projects
Owner/Permittee

By: 

NAME WILLIAM M THOMPSON
TITLE PROJECT ASSISTANT

**NOTE: Notary acknowledgments
must be attached per Civil Code
section 1189 et seq.**

CALIFORNIA ALL-PURPOSE ACKNOWLEDGMENT

CIVIL CODE § 1189

State of California

County of San Diego


On January 2, 2013 before me, Georgette Ocariza Manela, Notary Public

Date

Here Insert Name and Title of the Officer

personally appeared William M. Thompson

Name(s) of Signer(s)



who proved to me on the basis of satisfactory evidence to be the person(s) whose name(s) is/are subscribed to the within instrument and acknowledged to me that he/she/they executed the same in his/her/their authorized capacity(ies), and that by his/her/their signature(s) on the instrument the person(s), or the entity upon behalf of which the person(s) acted, executed the instrument.

I certify under PENALTY OF PERJURY under the laws of the State of California that the foregoing paragraph is true and correct.

WITNESS my hand and official seal.

Signature: Manela

Signature of Notary Public

Place Notary Seal Above

OPTIONAL

Though the information below is not required by law, it may prove valuable to persons relying on the document and could prevent fraudulent removal and reattachment of this form to another document.

Description of Attached Document

Title or Type of Document: Water Group 616 - PTS#: 273446

Document Date: _____ Number of Pages: _____

Signer(s) Other Than Named Above: _____

Capacity(ies) Claimed by Signer(s)

Signer's Name: _____

Signer's Name: _____

Corporate Officer — Title(s): _____

Corporate Officer — Title(s): _____

Individual

Individual

Partner — Limited General

Partner — Limited General

Attorney in Fact

Attorney in Fact

Trustee

Trustee

Guardian or Conservator

Guardian or Conservator

Other: _____

Other: _____

Signer is Representing: _____

Signer is Representing: _____

RIGHT THUMBPRINT OF SIGNER
Top of thumb here

RIGHT THUMBPRINT OF SIGNER
Top of thumb here

CALIFORNIA ALL-PURPOSE ACKNOWLEDGMENT

CIVIL CODE § 1189

State of California

County of San Diego

On January 2, 2013 before me, Georgette Ocariza Manela, Notary Public
Date Here Insert Name and Title of the Officer

personally appeared ----- Angela Nazareno -----
Name(s) of Signer(s)



who proved to me on the basis of satisfactory evidence to be the person(s) whose name(s) is/are subscribed to the within instrument and acknowledged to me that ~~he/she/they~~ executed the same in ~~his/her/their~~ authorized capacity(ies), and that by ~~his/her/their~~ signature(s) on the instrument the person(s), or the entity upon behalf of which the person(s) acted, executed the instrument.

I certify under PENALTY OF PERJURY under the laws of the State of California that the foregoing paragraph is true and correct.

WITNESS my hand and official seal.

Signature: [Signature]
Signature of Notary Public

Place Notary Seal Above

OPTIONAL

Though the information below is not required by law, it may prove valuable to persons relying on the document and could prevent fraudulent removal and reattachment of this form to another document.

Description of Attached Document

Title or Type of Document: Water Group 616 - PTS#: 273446

Document Date: _____ Number of Pages: _____

Signer(s) Other Than Named Above: _____

Capacity(ies) Claimed by Signer(s)

Signer's Name: _____ Signer's Name: _____

- Corporate Officer — Title(s): _____ Corporate Officer — Title(s): _____
- Individual Individual
- Partner — Limited General Partner — Limited General
- Attorney in Fact Attorney in Fact
- Trustee Trustee
- Guardian or Conservator Guardian or Conservator
- Other: _____ Other: _____

RIGHT THUMBPRINT OF SIGNER
Top of thumb here

RIGHT THUMBPRINT OF SIGNER
Top of thumb here

Signer Is Representing: _____

Signer Is Representing: _____

HEARING OFFICER RESOLUTION NO. HO 6578
SITE DEVELOPMENT PERMIT NO. 997871
WATER GROUP 616, PROJECT NO. 273446

WHEREAS, the Engineering and Capital Projects Department of the City of San Diego, Owner/Permittee, filed an application with the City of San Diego for a permit to replace 14,300 linear feet (LF) of existing AC and Cast Iron water pipe with PVC water pipe and install an additional 1,100 feet of new polyvinyl chloride (PVC) water pipe on 58th Street with a remaining 400 feet located within an existing 10 foot easement joining 60th Street which will also require an additional easement of 0.5 acres (as described in and by reference to the approved Exhibits "A" and corresponding conditions of approval for the associated Permit No. 997871);

WHEREAS, the project site is located either within a Public Utility Easement or within the public right-of-way along portions of the following streets: Bates Street, 58th Street, Ascot Street, University Avenue, Olympic Street, Andros Place, 58th Place, Trojan Avenue, Vale Way, Bernadine Place, Sharron Place, Bradford Street, Estelle Street, Seminole Drive, and 60th Street. Approximately 400 linear feet of water main lies within an existing 10-foot wide easement extending between two cul-de-sacs located on 60th Street, 540 feet north of the intersection of 60th Street and University Avenue. The entire project site is located within the Mid-City: Eastern Area Community Plan Area;

WHEREAS, on December 5, 2012, the Hearing Officer of the City of San Diego considered Site Development Permit No. 997871 pursuant to the Land Development Code of the City of San Diego, NOW, THEREFORE;

BE IT RESOLVED by the Hearing Officer of the City of San Diego as follows:

That the Hearing Officer adopts the following written Findings, dated December 5, 2012:

Site Development Permit - Section 126.0504

A. Findings for all Site Development

1. The proposed development will not adversely affect the applicable land use plan.

The proposed project would replace 14,300 LF of existing asphalt concrete and cast iron water pipe with PVC pipe, install an additional 1,100 LF of new PVC water pipe on 58th Street, acquire approximately 0.05 acre (400' L x 5' W) of additional easement resulting in a new easement width of 15 feet in order to comply with current City standards and health regulations, and require an additional 10-foot wide temporary construction access easement for construction equipment access. Impacted vegetation will be revegetated per the approved revegetation/erosion control plan prepared in accordance with the City's Land Development Manual and Landscape Standards. The water facilities in this area of the Eastern Area of the Mid-Cities Community Plan were built in the early part of the 20th century and are obsolete. Many service areas also suffer from low water pressure due to the much needed upgrades. The community plan acknowledges these issues and has a community goal "to provide a water and sewer system that has been upgraded to meet current standards". The community plan "recommends" the aggressive pursuit of a main replacement, upgrading and to correct existing problems. The proposed project works towards these goals and recommendations of the community plan by upgrading the

existing cast iron piping within the project area. It also considers health and safety standards by acquiring the additional easement and while only 400 feet of the project is outside the paved right-of-way, the project area containing vegetation will be revegetated after the work is completed. This will leave the natural vegetation and aesthetics of the community intact. Therefore, this proposed project will not adversely affect the applicable land use plan.

2. **The proposed development will not be detrimental to the public health, safety, and welfare.** The proposed project would replace 14,300 LF of existing asphalt concrete and cast iron water pipe with PVC pipe, install an additional 1,100 LF of new PVC water pipe on 58th Street, acquire approximately 0.05 acre (400' L x 5' W) of additional easement resulting in a new easement width of 15 feet in order to comply with current City standards and health regulations. Access to a clean and reliable water source is a necessity to any civilization and an expected service to be provided to the citizens by the City of San Diego. The proposed work will replace an aging and failing system and bring the facility up to the current City standards and health regulations. Replacement of the facilities as described in this project in order to provide a more reliable water source will not be detrimental to the public health, safety, and welfare.

3. **The proposed development will comply with the regulations of the Land Development Code, including any allowable deviations pursuant to the Land Development Code.** The proposed project would replace 14,300 LF of existing asphalt concrete and cast iron water pipe with PVC pipe, install an additional 1,100 LF of new PVC water pipe on 58th Street, acquire approximately 0.05 acre (400' L x 5' W) of additional easement resulting in a new easement width of 15 feet in order to comply with current City standards and health regulations, and require an additional 10-foot wide temporary construction access easement for construction equipment access. Impacted vegetation will be revegetated per the approved revegetation/erosion control plan prepared in accordance with the City's Land Development Manual and Landscape Standards. All but 400 feet of the project lies within the paved public-right-of-way. This remaining 400 feet lies within an existing 10-foot easement which extends through an unnamed finger canyon between two cul-de-sacs located on 60th street. Work and access is required in this canyon area to replace and align the existing water main. Work and disturbance to what has been evaluated as environmentally sensitive lands is unavoidable and is considered a deviation because they cannot be avoided. While the impacts are not sufficient to require mitigation under the California Environmental Quality Act (CEQA), they do require a Site Development Permit according to the Land Development Code. Since all impacted vegetation will be revegetated per the approved revegetation/erosion control plan prepared in accordance with the City's Land Development Manual and Landscape Standards the project will comply with the regulations of the Land Development Code including any allowable deviations pursuant to the Land Development Code.

B. Supplemental Findings--Environmentally Sensitive Lands


- 1. The site is physically suitable for the design and siting of the proposed development and the development will result in minimum disturbance to environmentally sensitive lands.** The proposed project would replace 14,300 LF of existing asphalt concrete and cast iron water pipe with PVC pipe, install an additional 1,100 LF of new PVC water pipe on 58th Street, acquire approximately 0.05 acre (400' L x 5' W) of additional easement resulting in a new easement width of 15 feet in order to comply with current City standards and health regulations, and require an additional 10-foot wide temporary construction access easement for construction equipment access. All but 400 feet of the project lies within the paved public-right-of-way. This remaining 400 feet lies within an existing 10-foot easement which extends through an unnamed finger canyon between two cul-de-sacs located on 60th street. Work and access is required in this canyon area to replace and align the water main. This is an existing facility which is being replaced. Due to the topography and original alignments occasional work in areas containing environmentally sensitive lands is unavoidable. While the impacts are not sufficient to require mitigation under CEQA, they do require a Site Development Permit according to the Land Development Code. All impacted vegetation will be revegetated per the approved revegetation/erosion control plan prepared in accordance with the City's Land Development Manual and Landscape Standards. Access to the canyon would be taken from the cul-de-sacs located on 60th street and all work would occur within the limits of the easement and temporary construction access corridor. Staging and storage of materials would occur within the public right-of-way. Therefore, the site is physically suitable for the design and siting of the proposed development and the development will result in minimum disturbance to environmentally sensitive lands.

- 2. The proposed development will minimize the alteration of natural land forms and will not result in undue risk from geologic and erosional forces, flood hazards, or fire hazards.** The proposed project would replace 14,300 LF of existing asphalt concrete and cast iron water pipe with PVC pipe, install an additional 1,100 LF of new PVC water pipe on 58th Street, acquire approximately 0.05 acre (400' L x 5' W) of additional easement resulting in a new easement width of 15 feet in order to comply with current City standards and health regulations, and require an additional 10-foot wide temporary construction access easement for construction equipment access. All but 400 feet of the project lies within the paved public-right-of-way. This remaining 400 feet lies within an existing 10-foot easement which extends through an unnamed finger canyon between two cul-de-sacs located on 60th street. The project is replacing existing facilities and will have minimal disturbance to natural landforms. Replacing the aging structures would reduce the opportunity for flooding and damage from erosion. Areas of work that are unpaved will be revegetated reducing potential for erosion from work. The proposed structures do not create a fire hazard as they are not constructed of flammable material. In these ways, the development will minimize the alteration of natural land forms and will not result in undue risk from geologic and erosional forces, flood hazards, or fire hazards.

3. **The proposed development will be sited and designed to prevent adverse impacts on any adjacent environmentally sensitive lands.** The proposed project would replace 14,300 LF of existing asphalt concrete and cast iron water pipe. All but 400 feet of the project lies within the paved public-right-of-way. This remaining 400 feet lies within an existing 10- foot easement which extends through an unnamed finger canyon between two cul-de-sacs located on 60th street. This is an essential public facility and already exists in this area. All impacted vegetation will be revegetated per the approved revegetation/erosion control plan prepared in accordance with the City's Land Development Manual and Landscape Standards. Access to the canyon would be taken from the cul-de-sacs located on 60th street and all work would occur within the limits of the easement and temporary construction access corridor. Staging and storage of materials would occur within the public right of way. Replacing the aging structures would reduce the opportunity for unplanned flooding and ultimately prevent adverse impacts on any adjacent environmentally sensitive lands.
4. **The proposed development will be consistent with the City of San Diego's Multiple Species Conservation Program (MSCP) Subarea Plan.** The project is not located within or adjacent to the Multi-Habitat Planning Area (MHPA) of the City's Multiple Species Conservation Program (MSCP). The work is consistent with the MSCP by implementing Best Management Practices (BMPs) to control erosion during construction. Therefore, the proposed development will be consistent with the City of San Diego's MSCP Subarea Plan.
5. **The proposed development will not contribute to the erosion of public beaches or adversely impact local shoreline sand supply.** The proposed replacement of 14,300 LF of water pipes and associated water mains are located approximately 13 miles from a public beach and or local shoreline. Therefore the project will not contribute to the erosion of public beaches or adversely impact local shoreline sand supply.
6. **The nature and extent of mitigation required as a condition of the permit is reasonably related to, and calculated to alleviate, negative impacts created by the proposed development.** The proposed project would replace 14,300 LF of existing asphalt concrete and cast iron water pipe with PVC pipe, install an additional 1,100 LF of new PVC water pipe on 58th Street, acquire approximately 0.05 acre (400' L x 5' W) of additional easement resulting in a new easement width of 15 feet in order to comply with current City standards and health regulations, and require an additional 10-foot wide temporary construction access easement for construction equipment access. Impacted vegetation will be revegetated per the approved revegetation/erosion control plan prepared in accordance with the City's Land Development Manual and Landscape Standards. All but 400 feet of the project lies within the paved public-right-of-way. This remaining 400 feet lies within an existing 10- foot easement which extends through an unnamed finger canyon between two cul-de-sacs located on 60th street. Work and access is required in this canyon area to replace and align the existing water main. Work and disturbance to what has been evaluated as environmentally sensitive lands is unavoidable and is considered a deviation because they cannot be avoided. While the impacts are not sufficient to require mitigation under CEQA, they do require a Site Development Permit according to the Land Development Code. Since all impacted vegetation will be revegetated per the approved revegetation/erosion control plan prepared in accordance with the City's Land Development Manual and Landscape Standards, there is no CEQA mitigation required

(only the City requirement to revegetate the disturbed areas appropriately). Therefore, the nature and extent of mitigation required as a condition of the permit is reasonably related to, and calculated to alleviate, negative impacts created by the proposed development.

BE IT FURTHER RESOLVED that, based on the findings hereinbefore adopted by the Hearing Officer, Site Development Permit No. 997871 is hereby GRANTED by the Hearing Officer to the referenced Owner/Permittee, in the form, exhibits, terms and conditions as set forth in Permit No. 997871, a copy of which is attached hereto and made a part hereof.



Angela Nazareno
Development Project Manager
Development Services

Adopted on: December 5, 2012

WBS No. B-00018.02.06

APPENDIX B

Fire Hydrant Meter Program

CITY OF SAN DIEGO CALIFORNIA DEPARTMENT INSTRUCTIONS	NUMBER DI 55.27	DEPARTMENT Water Department
SUBJECT FIRE HYDRANT METER PROGRAM (FORMERLY: CONSTRUCTION METER PROGRAM)	PAGE 1 OF 10	EFFECTIVE DATE October 15, 2002
	SUPERSEDES DI 55.27	DATED April 21, 2000

1. **PURPOSE**

- 1.1 To establish a Departmental policy and procedure for issuance, proper usage and charges for fire hydrant meters.

2. **AUTHORITY**

- 2.1 All authorities and references shall be current versions and revisions.
- 2.2 San Diego Municipal Code (NC) Chapter VI, Article 7, Sections 67.14 and 67.15
- 2.3 Code of Federal Regulations, Safe Drinking Water Act of 1986
- 2.4 California Code of Regulations, Titles 17 and 22
- 2.5 California State Penal Code, Section 498B.0
- 2.6 State of California Water Code, Section 110, 500-6, and 520-23
- 2.7 Water Department Director

Reference

- 2.8 State of California Guidance Manual for Cross Connection Programs
- 2.9 American Water Works Association Manual M-14, Recommended Practice for Backflow Prevention
- 2.10 American Water Works Association Standards for Water Meters
- 2.11 U.S.C. Foundation for Cross Connection Control and Hydraulic Research Manual

3. **DEFINITIONS**

- 3.1 **Fire Hydrant Meter:** A portable water meter which is connected to a fire hydrant for the purpose of temporary use. (These meters are sometimes referred to as Construction Meters.)

CITY OF SAN DIEGO CALIFORNIA DEPARTMENT INSTRUCTIONS	NUMBER DI 55.27	DEPARTMENT Water Department
SUBJECT FIRE HYDRANT METER PROGRAM (FORMERLY: CONSTRUCTION METER PROGRAM)	PAGE 2 OF 10	EFFECTIVE DATE October 15, 2002
	SUPERSEDES DI 55.27	DATED April 21, 2000

- 3.2 **Temporary Water Use:** Water provided to the customer for no longer than twelve (12) months.
- 3.3 **Backflow Preventor:** A Reduced Pressure Principal Assembly connected to the outlet side of a Fire Hydrant Meter.

4. **POLICY**

- 4.1 The Water Department shall collect a deposit from every customer requiring a fire hydrant meter and appurtenances prior to providing the meter and appurtenances (see Section 7.1 regarding the Fees and Deposit Schedule). The deposit is refundable upon the termination of use and return of equipment and appurtenances in good working condition.
- 4.2 Fire hydrant meters will have a 2 ½" swivel connection between the meter and fire hydrant. The meter shall not be connected to the 4" port on the hydrant. All Fire Hydrant Meters issued shall have a Reduced Pressure Principle Assembly (RP) as part of the installation. Spanner wrenches are the only tool allowed to turn on water at the fire hydrant.
- 4.3 The use of private hydrant meters on City hydrants is prohibited, with exceptions as noted below. All private fire hydrant meters are to be phased out of the City of San Diego. All customers who wish to continue to use their own fire hydrant meters must adhere to the following conditions:
 - a. Meters shall meet all City specifications and American Water Works Association (AWWA) standards.
 - b. Customers currently using private fire hydrant meters in the City of San Diego water system will be allowed to continue using the meter under the following conditions:
 - 1. The customer must submit a current certificate of accuracy and calibration results for private meters and private backflows annually to the City of San Diego, Water Department, Meter Shop.

CITY OF SAN DIEGO CALIFORNIA DEPARTMENT INSTRUCTIONS	NUMBER DI 55.27	DEPARTMENT Water Department
SUBJECT FIRE HYDRANT METER PROGRAM (FORMERLY: CONSTRUCTION METER PROGRAM)	PAGE 3 OF 10	EFFECTIVE DATE October 15, 2002
	SUPERSEDES DI 55.27	DATED April 21, 2000

2. The meter must be properly identifiable with a clearly labeled serial number on the body of the fire hydrant meter. The serial number shall be plainly stamped on the register lid and the main casing. Serial numbers shall be visible from the top of the meter casing and the numbers shall be stamped on the top of the inlet casing flange.
3. All meters shall be locked to the fire hydrant by the Water Department, Meter Section (see Section 4.7).
4. All meters shall be read by the Water Department, Meter Section (see Section 4.7).
5. All meters shall be relocated by the Water Department, Meter Section (see Section 4.7).
6. These meters shall be tested on the anniversary of the original test date and proof of testing will be submitted to the Water Department, Meter Shop, on a yearly basis. If not tested, the meter will not be allowed for use in the City of San Diego.
7. All private fire hydrant meters shall have backflow devices attached when installed.
8. The customer must maintain and repair their own private meters and private backflows.
9. The customer must provide current test and calibration results to the Water Department, Meter Shop after any repairs.
10. When private meters are damaged beyond repair, these private meters will be replaced by City owned fire hydrant meters.

CITY OF SAN DIEGO CALIFORNIA DEPARTMENT INSTRUCTIONS	NUMBER DI 55.27	DEPARTMENT Water Department
SUBJECT FIRE HYDRANT METER PROGRAM (FORMERLY: CONSTRUCTION METER PROGRAM)	PAGE 4 OF 10	EFFECTIVE DATE October 15, 2002
	SUPERSEDES DI 55.27	DATED April 21, 2000

11. When a private meter malfunctions, the customer will be notified and the meter will be removed by the City and returned to the customer for repairs. Testing and calibration results shall be given to the City prior to any re-installation.
12. The register shall be hermetically sealed straight reading and shall be readable from the inlet side. Registration shall be in hundred cubic feet.
13. The outlet shall have a 2 ½ "National Standards Tested (NST) fire hydrant male coupling.
14. Private fire hydrant meters shall not be transferable from one contracting company to another (i.e. if a company goes out of business or is bought out by another company).

4.4 All fire hydrant meters and appurtenances shall be installed, relocated and removed by the City of San Diego, Water Department. All City owned fire hydrant meters and appurtenances shall be maintained by the City of San Diego, Water Department, Meter Services.

4.5 If any fire hydrant meter is used in violation of this Department Instruction, the violation will be reported to the Code Compliance Section for investigation and appropriate action. Any customer using a fire hydrant meter in violation of the requirements set forth above is subject to fines or penalties pursuant to the Municipal Code, Section 67.15 and Section 67.37.

4.6 **Conditions and Processes for Issuance of a Fire Hydrant Meter**

Process for Issuance

- a. Fire hydrant meters shall only be used for the following purposes:
 1. Temporary irrigation purposes not to exceed one year.

CITY OF SAN DIEGO CALIFORNIA DEPARTMENT INSTRUCTIONS	NUMBER DI 55.27	DEPARTMENT Water Department
SUBJECT FIRE HYDRANT METER PROGRAM (FORMERLY: CONSTRUCTION METER PROGRAM)	PAGE 5 OF 10	EFFECTIVE DATE October 15, 2002
	SUPERSEDES DI 55.27	DATED April 21, 2000

2. Construction and maintenance related activities (see Tab 2).
 - b. No customer inside or outside the boundaries of the City of San Diego Water Department shall resell any portion of the water delivered through a fire hydrant by the City of San Diego Water Department.
 - c. The City of San Diego allows for the issuance of a temporary fire hydrant meter for a period not to exceed 12 months (365 days). An extension can only be granted in writing from the Water Department Director for up to 90 additional days. A written request for an extension by the consumer must be submitted at least 30 days prior to the 12 month period ending. No extension shall be granted to any customer with a delinquent account with the Water Department. No further extensions shall be granted.
 - d. Any customer requesting the issuance of a fire hydrant meter shall file an application with the Meter Section. The customer must complete a "Fire Hydrant Meter Application" (Tab 1) which includes the name of the company, the party responsible for payment, Social Security number and/or California ID, requested location of the meter (a detailed map signifying an exact location), local contact person, local phone number, a contractor's license (or a business license), description of specific water use, duration of use at the site and full name and address of the person responsible for payment.
 - e. At the time of the application the customer will pay their fees according to the schedule set forth in the Rate Book of Fees and Charges, located in the City Clerk's Office. All fees must be paid by check, money order or cashiers check, made payable to the City Treasurer. Cash will not be accepted.
 - f. No fire hydrant meters shall be furnished or relocated for any customer with a delinquent account with the Water Department.
 - g. After the fees have been paid and an account has been created, the

CITY OF SAN DIEGO CALIFORNIA DEPARTMENT INSTRUCTIONS	NUMBER DI 55.27	DEPARTMENT Water Department
SUBJECT FIRE HYDRANT METER PROGRAM (FORMERLY: CONSTRUCTION METER PROGRAM)	PAGE 6 OF 10	EFFECTIVE DATE October 15, 2002
	SUPERSEDES DI 55.27	DATED April 21, 2000

meter shall be installed within 48 hours (by the second business day). For an additional fee, at overtime rates, meters can be installed within 24 hours (within one business day).

4.7 Relocation of Existing Fire Hydrant Meters

- a. The customer shall call the Fire Hydrant Meter Hotline (herein referred to as "Hotline"), a minimum of 24 hours in advance, to request the relocation of a meter. A fee will be charged to the existing account, which must be current before a work order is generated for the meter's relocation.
- b. The customer will supply in writing the address where the meter is to be relocated (map page, cross street, etc). The customer must update the original Fire Hydrant Meter Application with any changes as it applies to the new location.
- c. Fire hydrant meters shall be read on a monthly basis. While fire hydrant meters and backflow devices are in service, commodity, base fee and damage charges, if applicable, will be billed to the customer on a monthly basis. If the account becomes delinquent, the meter will be removed.

4.8 Disconnection of Fire Hydrant Meter

- a. After ten (10) months a "Notice of Discontinuation of Service" (Tab 3) will be issued to the site and the address of record to notify the customer of the date of discontinuance of service. An extension can only be granted in writing from the Water Department Director for up to 90 additional days (as stated in Section 4.6C) and a copy of the extension shall be forwarded to the Meter Shop Supervisor. If an extension has not been approved, the meter will be removed after twelve (12) months of use.
- b. Upon completion of the project the customer will notify the Meter Services office via the Hotline to request the removal of the fire hydrant meter and appurtenances. A work order will be generated

CITY OF SAN DIEGO CALIFORNIA DEPARTMENT INSTRUCTIONS	NUMBER DI 55.27	DEPARTMENT Water Department
SUBJECT FIRE HYDRANT METER PROGRAM (FORMERLY: CONSTRUCTION METER PROGRAM)	PAGE 7 OF 10	EFFECTIVE DATE October 15, 2002
	SUPERSEDES DI 55.27	DATED April 21, 2000

for removal of the meter.

- c. Meter Section staff will remove the meter and backflow prevention assembly and return it to the Meter Shop. Once returned to the Meter Shop the meter and backflow will be tested for accuracy and functionality.
- d. Meter Section Staff will contact and notify Customer Services of the final read and any charges resulting from damages to the meter and backflow or its appurtenance. These charges will be added on the customer's final bill and will be sent to the address of record. Any customer who has an outstanding balance will not receive additional meters.
- e. Outstanding balances due may be deducted from deposits and any balances refunded to the customer. Any outstanding balances will be turned over to the City Treasurer for collection. Outstanding balances may also be transferred to any other existing accounts.

5. **EXCEPTIONS**

- 5.1 Any request for exceptions to this policy shall be presented, in writing, to the Customer Support Deputy Director, or his/her designee for consideration.

6. **MOBILE METER**

- 6.1 Mobile meters will be allowed on a case by case basis. All mobile meters will be protected by an approved backflow assembly and the minimum requirement will be a Reduced Pressure Principal Assembly. The two types of Mobile Meters are vehicle mounted and floating meters. Each style of meters has separate guidelines that shall be followed for the customer to retain service and are described below:

- a) **Vehicle Mounted Meters:** Customer applies for and receives a City owned Fire Hydrant Meter from the Meter Shop. The customer mounts the meter on the vehicle and brings it to the Meter Shop for

CITY OF SAN DIEGO CALIFORNIA DEPARTMENT INSTRUCTIONS	NUMBER DI 55.27	DEPARTMENT Water Department
SUBJECT FIRE HYDRANT METER PROGRAM (FORMERLY: CONSTRUCTION METER PROGRAM)	PAGE 8 OF 10	EFFECTIVE DATE October 15, 2002
	SUPERSEDES DI 55.27	DATED April 21, 2000

inspection. After installation is approved by the Meter Shop the vehicle and meter shall be brought to the Meter Shop on a monthly basis for meter reading and on a quarterly basis for testing of the backflow assembly. Meters mounted at the owner's expense shall have the one year contract expiration waived and shall have meter or backflow changed if either fails.

- b) **Floating Meters:** Floating Meters are meters that are not mounted to a vehicle. **(Note: All floating meters shall have an approved backflow assembly attached.)** The customer shall submit an application and a letter explaining the need for a floating meter to the Meter Shop. The Fire Hydrant Meter Administrator, after a thorough review of the needs of the customer, (i.e. number of jobsites per day, City contract work, lack of mounting area on work vehicle, etc.), may issue a floating meter. At the time of issue, it will be necessary for the customer to complete and sign the "Floating Fire Hydrant Meter Agreement" which states the following:

- 1) The meter will be brought to the Meter Shop at 2797 Caminito Chollas, San Diego on the third week of each month for the monthly read by Meter Shop personnel.
- 2) Every other month the meter will be read and the backflow will be tested. This date will be determined by the start date of the agreement.

If any of the conditions stated above are not met the Meter Shop has the right to cancel the contract for floating meter use and close the account associated with the meter. The Meter Shop will also exercise the right to refuse the issuance of another floating meter to the company in question.

Any Fire Hydrant Meter using reclaimed water shall not be allowed use again with any potable water supply. The customer shall incur the cost of replacing the meter and backflow device in this instance.

CITY OF SAN DIEGO CALIFORNIA DEPARTMENT INSTRUCTIONS	NUMBER DI 55.27	DEPARTMENT Water Department
SUBJECT FIRE HYDRANT METER PROGRAM (FORMERLY: CONSTRUCTION METER PROGRAM)	PAGE 9 OF 10	EFFECTIVE DATE October 15, 2002
	SUPERSEDES DI 55.27	DATED April 21, 2000

7. **FEE AND DEPOSIT SCHEDULES**

- 7.1 **Fees and Deposit Schedules:** The fees and deposits, as listed in the Rate Book of Fees and Charges, on file with the Office of the City Clerk, are based on actual reimbursement of costs of services performed, equipment and materials. These deposits and fees will be amended, as needed, based on actual costs. Deposits, will be refunded at the end of the use of the fire hydrant meter, upon return of equipment in good working condition and all outstanding balances on account are paid. Deposits can also be used to cover outstanding balances.

All fees for equipment, installation, testing, relocation and other costs related to this program are subject to change without prior notification. The Mayor and Council will be notified of any future changes.

8. **UNAUTHORIZED USE OF WATER FROM A HYDRANT**

- 8.1 Use of water from any fire hydrant without a properly issued and installed fire hydrant meter is theft of City property. Customers who use water for unauthorized purposes or without a City of San Diego issued meter will be prosecuted.
- 8.2 If any unauthorized connection, disconnection or relocation of a fire hydrant meter, or other connection device is made by anyone other than authorized Water Department personnel, the person making the connection will be prosecuted for a violation of San Diego Municipal Code, Section 67.15. In the case of a second offense, the customer's fire hydrant meter shall be confiscated and/or the deposit will be forfeited.
- 8.3 Unauthorized water use shall be billed to the responsible party. Water use charges shall be based on meter readings, or estimates when meter readings are not available.
- 8.4 In case of unauthorized water use, the customer shall be billed for all applicable charges as if proper authorization for the water use had been obtained, including but not limited to bi-monthly service charges, installation charges and removal charges.

CITY OF SAN DIEGO CALIFORNIA DEPARTMENT INSTRUCTIONS	NUMBER DI 55.27	DEPARTMENT Water Department
SUBJECT FIRE HYDRANT METER PROGRAM (FORMERLY: CONSTRUCTION METER PROGRAM)	PAGE 10 OF 10	EFFECTIVE DATE October 15, 2002
	SUPERSEDES DI 55.27	DATED April 21, 2000

- 8.5 If damage occurs to Water Department property (i.e. fire hydrant meter, backflow, various appurtenances), the cost of repairs or replacements will be charged to the customer of record (applicant).

**Larry Gardner
Water Department Director**

- Tabs: 1. Fire Hydrant Meter Application
2. Construction & Maintenance Related Activities With No Return To Sewer
3. Notice of Discontinuation of Service

APPENDIX

Administering Division: Customer Support Division

Subject Index: Construction Meters
Fire Hydrant
Fire Hydrant Meter Program
Meters, Floating or Vehicle Mounted
Mobile Meter
Program, Fire Hydrant Meter

Distribution: DI Manual Holders



Application For Fire Hydrant Meter

(EXHIBIT A)

For Office Use Only

Department: METER SHOP 619 527 7449
2797 Caminito Chollas • San Diego, California 92105-5097 • FAX 619 527 3125

NS Req:	Fac #:
Date:	By:

Application Date:	Requested Install Date:
-------------------	-------------------------

Fire Hydrant Location: (Attach detailed map, Thomas Bros. map location or construction drawing.)

Specific Use of Water:

Any return to Sewer or Storm Drain, if so, explain:

Estimated Duration of Meter Use: Check Box if Reclaimed Water

Company Information

Company Name:

Mailing Address:

City: State: Zip Code: Phone: ()

*Business License #: *Contractor License #:

**A copy of the Contractor's License and/or Business License is required at the time of meter issuance.*

Name and Title of Agent: Phone: ()

Site Contact Name and Title: Phone: ()

Pager #: Cell: ()

Responsible Party Name: Title:

Social Security or Cal ID #: Phone: ()

Signature: Date:

Guarantees payment of all charges resulting from the use of this meter. Insures that employees of this organization understand the proper use of Fire Hydrant Meter.

Fire Hydrant Meter Removal Request

Check Box to Request Removal of Above Meter Requested Removal Date:

Provide current Meter location if different from above:

Signature: Title: Date:

Phone: () Pager: ()

For Office Use Only

<input type="checkbox"/> City Meter	<input type="checkbox"/> Private Meter		
CIS Account #:	Deposit Amount: \$	Fees Amount: \$	
Meter Serial #:	Meter Size:	Meter Make & Style:	
Backflow #:	Backflow Size:	Meter Make & Style:	
Name:	Signature:	Date:	

\$1,108.45 - FOR 24 HR INSTALLATION
 \$1,052.26 - FOR 48 HR INSTALLATION

FHM App Created: 11/2/00-htp

"Exhibit B"

CONSTRUCTION AND MAINTENANCE RELATED ACTIVITIES WITH NO RETURN TO SEWER:

**Auto Detailing
Backfilling
Combination Cleaners (Vactors)
Compaction
Concrete Cutters
Construction Trailers
Cross Connection Testing
Dust Control
Flushing Water Mains
Hydro blasting
Hydro Seeding
Irrigation (for establishing irrigation only; not continuing irrigation)
Mixing Concrete
Mobile Car Washing
Special Events
Street Sweeping
Water Tanks
Water Trucks
Window Washing**

Note: If there is any return to sewer or storm drain, then sewer and/or storm drain fees will be charged.

"Exhibit C"

Date

Name of Responsible Party

Company Name and address

Account Number: _____

Subject: Discontinuation of Fire Hydrant Meter Service

Dear Water Department Customer:

The authorization for use of Fire Hydrant Meter # _____ located at (Meter location address) ends in 60 days and will be removed on or after (Date authorization expires). Extension requests for an additional 90 days must be submitted in writing for consideration 30 days prior to the discontinuation date. If you require an extension, please refer to the Water Departments', Department Instruction (D.I.) 55.27 for further information and procedure.

Mail your request for an extension to :

City of San Diego, Water Department
Attn: Meter Services
2797 Caminito Chollas
San Diego, Ca. 92105-5097

Should you have any questions regarding this matter, please call the Fire Hydrant "Hot Line" at: (xxx) xxx-xxx.

Sincerely,

City of San Diego Water Department



Fire Hydrant Meter Relocate/Removal Request

(EXHIBIT D)

For Office Use Only

NS Req:	FHM Fac #:
Date:	By:

Date:

Instruction: Complete pertinent information then FAX both form and map to (xxx) xxx-xxxx, mail, or hand-deliver to the City of San Diego, Water Department/Meter Shop at: 2707 Caminito Chollas San Diego, CA 92105

Meter Information

Billing Account #:	Requested Move Date:
Current Fire Hydrant Meter Location:	
New Meter Location: (Attach a detailed map, Thomas Bros map location or construction drawing.)	

Company Information

Company Name:			
Mailing Address			
City:	State:	Zip Code:	Phone: ()
Name and Title of Requestor:			Phone: ()
Site Contact Name and Title			Phone: ()
Pager #:			Cell: ()
Responsible Party Name authorizing relocation fee:			
Signature:	Title:	Date:	

Fire Hydrant Meter Removal Request

<input type="checkbox"/> Check Box to Request Removal of Above Meter	Requested Removal Date:	
Provide current Meter location if different from above:		
Signature:	Title:	Date:
Phone: ()	Pager: ()	

For Office Use Only

CIS Account #:	Fees Amount: \$		
Meter Serial #:	Size:	Make/Style	
Backflow #:	Size:	Make/Style	
Name:	Signature:	Date:	

FHM Relocate_Removal Form

FHM App Created: 11/2/00-htp

APPENDIX C

Materials Typically Accepted by Certificate of Compliance

Materials Typically Accepted by Certificate of Compliance

1. Soil amendment
2. Fiber mulch
3. PVC or PE pipe up to 16 inch diameter
4. Stabilizing emulsion
5. Lime
6. Preformed elastomeric joint seal
7. Plain and fabric reinforced elastomeric bearing pads
8. Steel reinforced elastomeric bearing pads
9. Waterstops (Special Condition)
10. Epoxy coated bar reinforcement
11. Plain and reinforcing steel
12. Structural steel
13. Structural timber and lumber
14. Treated timber and lumber
15. Lumber and timber
16. Aluminum pipe and aluminum pipe arch
17. Corrugated steel pipe and corrugated steel pipe arch
18. Structural metal plate pipe arches and pipe arches
19. Perforated steel pipe
20. Aluminum underdrain pipe
21. Aluminum or steel entrance tapers, pipe downdrains, reducers, coupling bands and slip joints
22. Metal target plates
23. Paint (traffic striping)
24. Conductors
25. Painting of electrical equipment
26. Electrical components
27. Engineering fabric
28. Portland Cement
29. PCC admixtures
30. Minor concrete, asphalt
31. Asphalt (oil)
32. Liquid asphalt emulsion
33. Epoxy

APPENDIX D

Sample City Invoice

City of San Diego, Field Engineering Div., 9485 Aero Drive, SD CA 92123						Contractor's Name:					
Project Name:						Contractor's Address:					
Work Order No or Job Order No.											
City Purchase Order No.						Contractor's Phone #:			Invoice No.		
Resident Engineer (RE):						Contractor's Fax #:			Invoice Date:		
RE Phone#:		RE Fax#:				Contact Name:			Billing Period:		
Item #	Item Description	Contract Authorization				Previous Estimate		This Estimate		Totals to Date	
		Unit	Qty	Price	Extension	%/QTY	Amount	% / QTY	Amount	% / QTY	Amount
1	2 Parallel 4" PVC C900	LF	1,380	\$34.00	\$46,920.00						
2	48" Primary Steel Casing	LF	500	\$1,000.00	\$500,000.00						
3	2 Parallel 12" Secondary Steel	LF	1,120	\$53.00	\$59,360.00						
4	Construction and Rehab of PS 49	LS	1	\$150,000.00	\$150,000.00						
5	Demo	LS	1	\$14,000.00	\$14,000.00						
6	Install 6' High Chain Link Fence	LS	1	\$5,600.00	\$5,600.00						
7	General Site Restoration	LS	1	\$3,700.00	\$3,700.00						
8	10" Gravity Sewer	LF	10	\$292.00	\$2,920.00						
9	4" Blow Off Valves	EA	2	\$9,800.00	\$19,600.00						
10	Bonds	LS	1	\$16,000.00	\$16,000.00						
11	Field Orders	AL	1	80,000	\$80,000.00						
11.1	Field Order 1	LS	5,500	\$1.00	\$5,500.00						
11.2	Field Order 2	LS	7,500	\$1.00	\$7,500.00						
11.3	Field Order 3	LS	10,000	\$1.00	\$10,000.00						
11.4	Field Order 4	LS	6,500	\$1.00	\$6,500.00						
12	Certified Payroll	LS	1	\$1,400.00	\$1,400.00						
CHANGE ORDERS											
Change Order 1		4,890									
Items 1-4					\$11,250.00						
Item 5-Deduct Bid Item 3		LF	120	-\$53.00	(\$6,360.00)						
Change Order 2		160,480									
Items 1-3					\$95,000.00						
Item 4 Deduct Bid Item 1		LF	380	-\$340.00	(\$12,920.00)						
Item 5-Encrease bid Item 9		LF	8	\$9,800.00	\$78,400.00						
Change Order 3 (Close Out)		-121,500									
Item 1 Deduct Bid Item 3			53	-500.00	(\$26,500.00)						
Item 2 Deduct Bid Item 4		LS	-1	45,000.00	(\$45,000.00)						
Items 3-9			1	-50,500.00	(\$50,500.00)						
SUMMARY								Total This	\$ -	Total Billed	\$0.00
A. Original Contract Amount						Retention and/or Escrow Payment Schedule					
B. Approved Change Order 1 Thru 3						Total Retention Required as of this billing					
C. Total Authorized Amount (A+B)						Previous Retention Withheld in PO or in Escrow					
D. Total Billed to Date						Add'l Amt to Withhold in PO/Transfer in Escrow:					
E. Less Total Retention (5% of D)						Amt to Release to Contractor from PO/Escrow:					
F. Less Total Previous Payments											
G. Payment Due Less Retention						Contractor Signature and Date:					
H. Remaining Authorized Amount											

APPENDIX E

Location Map

Water Group 616

SENIOR ENGINEER
Nevien Antoun
(619) 533-7492

PROJECT MANAGER
Joe Myers
(619) 533-6632

PROJECT ENGINEER
Bill Thompson
(619) 533-7421

CONSTRUCTION PROJECT
INFORMATION LINE
619-533-4207



Legend

 Water Group 616



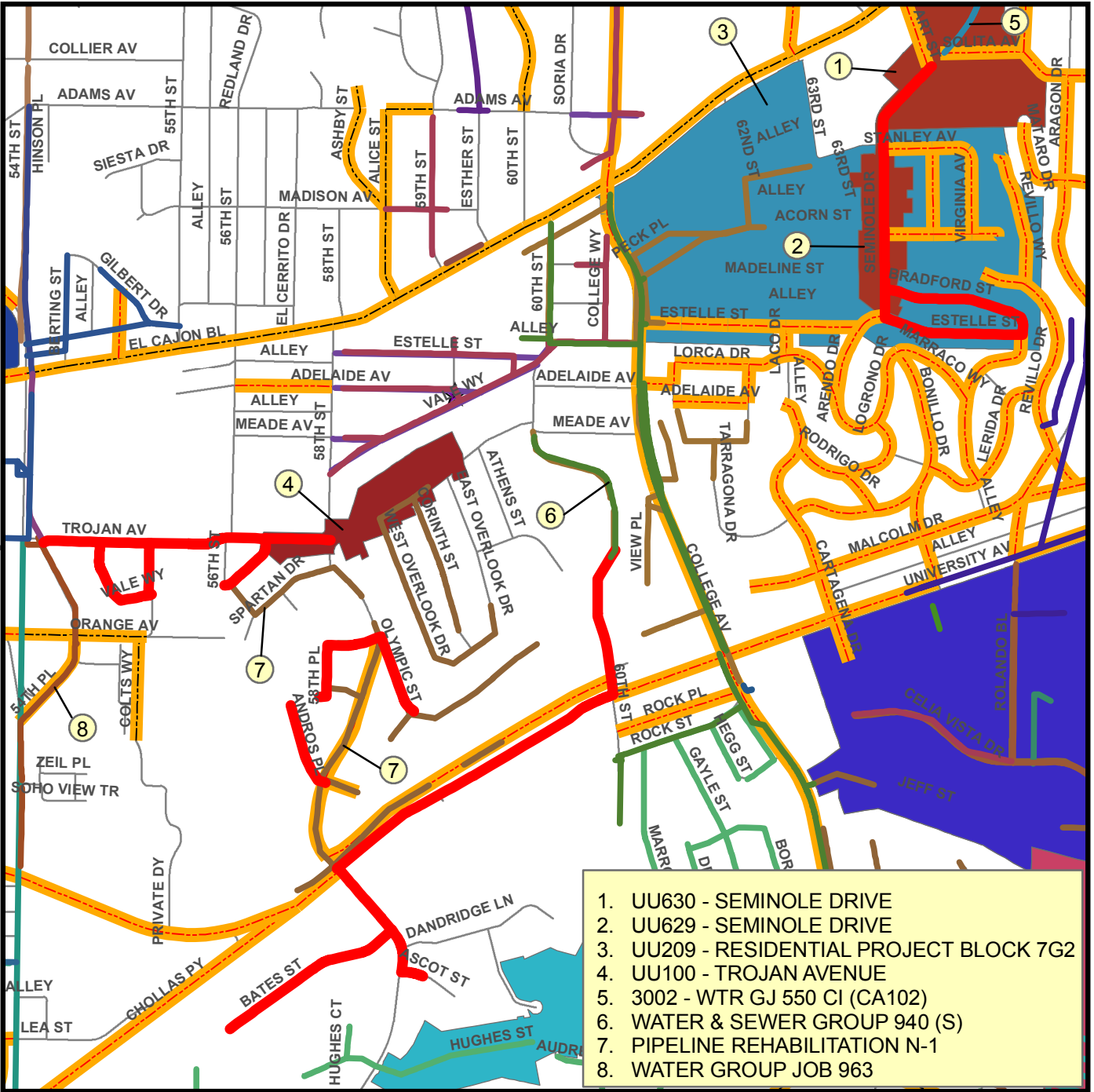
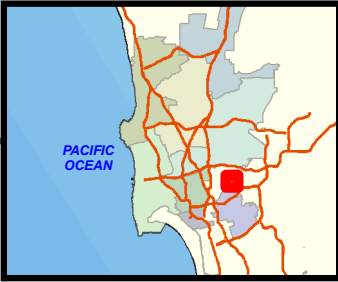
No Scale



THIS MAP/DATA IS PROVIDED WITHOUT WARRANTY OF ANY KIND, EITHER EXPRESS OR IMPLIED, INCLUDING, BUT NOT LIMITED TO, THE IMPLIED WARRANTIES OR MERCHANTABILITY AND FITNESS FOR A PARTICULAR PURPOSE. Note: This product may contain information reproduced with permission granted by RAND McNALLY & COMPANY to SanGIS. This map is copyrighted by RAND McNALLY & COMPANY. It is unlawful to copy or reproduce all or any part thereof, whether for personal use or resale, without the prior, written permission of RAND McNALLY & COMPANY.

APPENDIX F
Adjacent Projects

Water Goup 616 ADJACENT PROJECTS



1. UU630 - SEMINOLE DRIVE
2. UU629 - SEMINOLE DRIVE
3. UU209 - RESIDENTIAL PROJECT BLOCK 7G2
4. UU100 - TROJAN AVENUE
5. 3002 - WTR GJ 550 CI (CA102)
6. WATER & SEWER GROUP 940 (S)
7. PIPELINE REHABILITATION N-1
8. WATER GROUP JOB 963

Water Group 616



THIS MAP/DATA IS PROVIDED WITHOUT WARRANTY OF ANY KIND, EITHER EXPRESS OR IMPLIED, INCLUDING, BUT NOT LIMITED TO, THE IMPLIED WARRANTIES OR MERCHANTABILITY AND FITNESS FOR A PARTICULAR PURPOSE. Note: This product may contain information reproduced with permission granted by RAND McNALLY & COMPANY to SanGIS. This map is copyrighted by RAND McNALLY & COMPANY. It is unlawful to copy or reproduce all or any part thereof, whether for personal use or resale, without the prior, written permission of RAND McNALLY & COMPANY.

Field	Value
ASSET_TYPE	<null>
BLOCK_ID	7G3
CABLE_POLES	3
CIP_ID	UU630
CIP_NUM	0
CIP_TYPE	Undergrounding of Overhead Utilities
CNCL_DIST	2
COMMENTS	PH NOV 2013
CONTACT_EMAIL	undergrounding@saniego.gov
COST_EST	997481
COUNCIL_DIST_ASSGN	7
CW_DRAWING_NUM	<null>
CW_RESIDENT_ENGR_NM	<null>
DEPARTMENT	UU
DEPARTMENT	TRANSPORTATION & STORM WATER
END_CNST	11/30/2017
END_DSGN	11/30/2015
FUND_SOURCE	all 20 a
HISTORY	<null>
JOB	0
LIMITS	El Cajon Blvd to Stanley Ave
OBJECTID	14079
PHASE	5
PHASE_DESC	unallocated
PM	Mario Reyes
PM_PH	(619) 533-7426
PM_PRIORITY	pa2013112007
PROGRAM	UTILITIES UNDERGROUNDING PROGRAM
PROPERTIES	55
RESOLUTION	
SHAPE	Polygon
SHAPE.AREA	952546.027607
SHAPE.LEN	5647.050661
SOURCE	all 20 a
START_CNST	11/30/2015
START_DSGN	11/30/2013
SUB_TITLE	
TITLE	Seminole Drive
TRENCH_LENGTH_ESTIMATE	1817
TYPE	Distribution
UUC_NAME	Seminole Dr 7G3
UUC_STATUS	unallocated
WEBSITE	www.sanidiego.gov/undergrounding
YEAR_ALLOC	2012

1. UU630 – SEMINOLE DRIVE

Field	Value
ASSET_TYPE	<null>
BLOCK_ID	7G2
CABLE_POLES	5
CIP_ID	UU629
CIP_NUM	0
CIP_TYPE	Undergrounding of Overhead Utilities
CNCL_DIST	7
COMMENTS	PH NOV 2012
CONTACT_EMAIL	undergrounding@sandiego.gov
COST_EST	642897
COUNCIL_DIST_ASSGN	7
CW_DRAWING_NUM	<null>
CW_RESIDENT_ENGR_NM	<null>
DEPARTMENT	UU
DEPARTMENT	TRANSPORTATION & STORM WATER
END_CNST	2/20/2017
END_DSGN	2/20/2015
FUND_SOURCE	all 20 a
HISTORY	<null>
JOB	0
LIMITS	Stanley Ave to Estelle St
OBJECTID	14078
PHASE	5
PHASE_DESC	Public Hearing
PM	Mario Reyes
PM_PH	(619) 533-7426
PM_PRIORITY	pa2013022009
PROGRAM	UTILITIES UNDERGROUNDING PROGRAM
PROPERTIES	29
RESOLUTION	
SHAPE	Polygon
SHAPE.AREA	315597.740927
SHAPE.LEN	3211.756987
SOURCE	all 20 a
START_CNST	2/20/2015
START_DSGN	2/20/2013
SUB_TITLE	
TITLE	Seminole Drive
TRENCH_LENGTH_ESTIMATE	1034
TYPE	Distribution
UUC_NAME	Seminole Dr 7G2
UUC_STATUS	Public Hearing
WEBSITE	www.sandiego.gov/undergrounding
YEAR_ALLOC	2011

2. UU629 – SEMINOLE DRIVE

Field	Value
ASSET_TYPE	<null>
BLOCK_ID	7G2
CABLE_POLES	6
CIP_ID	UU209
CIP_NUM	0
CIP_TYPE	Undergrounding of Overhead Utilities
CNCL_DIST	4,8
COMMENTS	PH NOV 2012
CONTACT_EMAIL	undergrounding@sandiego.gov
COST_EST	6841468
COUNCIL_DIST_ASSGN	7
CW_DRAWING_NUM	<null>
CW_RESIDENT_ENGR_NM	<null>
DEPARTMENT	UU
DEPARTMENT	TRANSPORTATION & STORM WATER
END_CNST	2/20/2017
END_DSGN	2/20/2015
FUND_SOURCE	all_blocks
HISTORY	<null>
JOB	0
LIMITS	Acorn St
OBJECTID	13661
PHASE	1
PHASE_DESC	Public Hearing
PM	Marlo Reyes
PM_PH	(619) 533-7426
PM_PRIORITY	ps2013022007
PROGRAM	UTILITIES UNDERGROUNDING PROGRAM
PROPERTIES	364
RESOLUTION	
SHAPE	Polygon
SHAPE.AREA	3839722.638703
SHAPE.LEN	9254.801225
SOURCE	all_blocks
START_CNST	2/20/2015
START_DSGN	2/20/2013
SUB_TITLE	
TITLE	Residential Project Block 7G2
TRENCH_LENGTH_ESTIMATE	13626
TYPE	Distribution
UUC_NAME	Project Block 7G2
UUC_STATUS	Public Hearing
WEBSITE	www.sandiego.gov/undergrounding
YEAR_ALLOC	2011

3. UU209 – RESIDENTIAL PROJECT BLOCK 7G2

Field	Value
ASSET_TYPE	<null>
BLOCK_ID	7C1
CABLE_POLES	5
CIP_ID	UU100
CIP_NUM	0
CIP_TYPE	Undergrounding of Overhead Utilities
CNCL_DIST	<null>
COMMENTS	<null>
CONTACT_EMAIL	undergrounding@sandiego.gov
COST_EST	1177226
COUNCIL_DIST_ASSGN	7
CW_DRAWING_NUM	<null>
CW_RESIDENT_ENGR_NM	<null>
DEPARTMENT	UU
DEPARTMENT	TRANSPORTATION & STORM WATER
END_CNST	6/15/2014
END_DSGN	1/31/2011
FUND_SOURCE	all 20 a
HISTORY	7/27/2009
JOB	0
LIMITS	56th St to 60th St
OBJECTID	13554
PHASE	0
PHASE_DESC	Design
PM	Mario Reyes
PM_PH	(619) 533-7426
PM_PRIORITY	44
PROGRAM	UTILITIES UNDERGROUNDING PROGRAM
PROPERTIES	52
RESOLUTION	R-305148
SHAPE	Polygon
SHAPE.AREA	377454.96648
SHAPE.LEN	4131.966405
SOURCE	all 20 a
START_CNST	1/31/2013
START_DSGN	7/27/2009
SUB_TITLE	
TITLE	Trojan Avenue
TRENCH_LENGTH_ESTIMATE	2844
TYPE	Distribution
UJC_NAME	Trojan Ave 7C1
UJC_STATUS	Design
WEBSITE	www.sandiego.gov/undergrounding
YEAR_ALLOC	2007

4. UU100 – TROJAN AVENUE

Field	Value
ASSET TYPE	Water - Distribution System - Distribution
COMMUNITY NAME	College Area, Mid-city: eastern Area
COST ESTIMATE	2852183
COUNCIL DISTRICT	9
CW_DRAWING_NUM	33123-D
CW_RESIDENT_ENGR_NM	Nguyen, Frank
DEPARTMENT	Right-of-Way Design Division - Water & Wastewater Pipelines
DESCRIPTION	Replacing in-place 8,411 linear feet of deteriorated cast iron water mains, within 645 HGL zone, in El Cajon Boulevard and adjacent resident
END CONSTRUCTION	8/21/2009
END DESIGN	9/12/2006 5:00:00 PM
OBJECTID	39
P6_DELIVERY_METHOD	Design Bid Build
PROJECT ID	800048
PROJECT MANAGER	Oriqat, Mahmoud
PROJECT MANAGER PHONE	<null>
PROJECT STATUS	Post Construction
START CONSTRUCTION	3/11/2008
START DESIGN	5/10/2002 8:00:00 AM
TITLE	3002 - Wtr GJ 550 CI (CA102)

5. 3002 – WTR GJ 550 CI (CA102)

Field	Value
ASSET TYPE	Wastewater - Collection System - Main
COMMUNITY NAME	Mid-city: eastern Area
COST ESTIMATE	4117660
COUNCIL DISTRICT	4,9
CW_DRAWING_NUM	<null>
CW_RESIDENT_ENGR_NM	<null>
DEPARTMENT	PITS - Preliminary Engineering
DESCRIPTION	Replacement and rehabilitation of sewer mains and replumb of sewer laterals.
END CONSTRUCTION	8/2/2016 5:00:00 PM
END DESIGN	1/28/2014 5:00:00 PM
OBJECTID	471
P6_DELIVERY_METHOD	Design Bid Build
PROJECT ID	B12042
PROJECT MANAGER	Nasrawi, Laila
PROJECT MANAGER PHONE	<null>
PROJECT STATUS	Design
START CONSTRUCTION	9/23/2014 5:00:00 PM
START DESIGN	7/17/2012 8:00:00 AM
TITLE	Water and Sewer Group Job 940 (s)

6. WATER & SEWER GROUP 940 (S)

Field	Value
ASSET TYPE	Wastewater - Collection System - Main
COMMUNITY NAME	Navajo, College Area, Mid-city: eastern Area
COST ESTIMATE	7229000
COUNCIL DISTRICT	4,7,9
CW_DRAWING_NUM	<null>
CW_RESIDENT_ENGR_NM	Swallow, Bill
DEPARTMENT	Right-of-Way Design Division - Water & Wastewater Pipelines
DESCRIPTION	This project proposes to rehabilitate approximately 44,510 linear feet (8.43 miles) of existing 8-inch sewer pipeline primarily within the pave
END CONSTRUCTION	3/18/2013 5:00:00 PM
END DESIGN	5/4/2011 5:00:00 PM
OBJECTID	181
P6_DELIVERY_METHOD	Design Bid Build
PROJECT ID	B10182
PROJECT MANAGER	Gallardo, Jericho
PROJECT MANAGER PHONE	<null>
PROJECT STATUS	Construction
START CONSTRUCTION	2/17/2012
START DESIGN	10/25/2010 8:00:00 AM
TITLE	Pipeline Rehabilitation N-1

7. PIPELINE REHABILITATION N-1

Field	Value
ASSET TYPE	Water - Distribution System - Distribution
COMMUNITY NAME	Mid-city: eastern Area
COST ESTIMATE	2572400
COUNCIL DISTRICT	9
CW_DRAWING_NUM	<null>
CW_RESIDENT_ENGR_NM	<null>
DEPARTMENT	Right-of-Way Design Division - Water & Wastewater Pipelines
DESCRIPTION	This project will replace 1.22 miles of 16" CI water in 54th St and in El cajon Blvd
END CONSTRUCTION	11/29/2016 5:00:00 PM
END DESIGN	1/8/2015 5:00:00 PM
OBJECTID	495
P6_DELIVERY_METHOD	Design Bid Build
PROJECT ID	B12072
PROJECT MANAGER	Dungca, Catherine
PROJECT MANAGER PHONE	<null>
PROJECT STATUS	Planning
START CONSTRUCTION	9/3/2015 5:00:00 PM
START DESIGN	6/27/2013 8:00:00 AM
TITLE	Water Group Job 963

8. WATER GROUP JOB 963

APPENDIX G

Hydrostatic Discharge Form

APPENDIX

Hydrostatic Discharge Requirements Certification (Discharge Events < 500,000 gpd)

All discharge activities related to this project comply with the Regional Water Quality Control Board (RWQCB) Order No. 2002-0020, General Permit for Discharges of Hydrostatic Test Water and Potable Water to Surface Water and Storm Drains as referenced by (http://www.swrcb.ca.gov/rwqcb9/board_decisions/adopted_orders/2002/2002_0020.shtml), and as follows:

Discharged water has been dechlorinated to below 0.1 (mg/l) level; and effluent has been maintained between 6 and 9 (PH) based on:							<i>is discharge within acceptable limits?</i>		<i>Comment</i>
Event #	Discharge Date & Amount (GAL)	Discharge Time	Meter Readings (at source)	Test Results (Chlorine / PH)	Name of Personnel Conducting Tests (print)	*signature of personnel	yes	no	
	Date	Start:	Start:						
	Amt:	End:	End:						
	Date	Start:	Start:						
	Amt:	End:	End:						
	Date	Start:	Start:						
	Amt:	End:	End:						
	Date	Start:	Start:						
	Amt:	End:	End:						
	Date	Start:	Start:						
	Amt:	End:	End:						
	Date	Start:	Start:						
	Amt:	End:	End:						
	Date	Start:	Start:						
	Amt:	End:	End:						
	Date	Start:	Start:						
	Amt:	End:	End:						
	Date	Start:	Start:						
	Amt:	End:	End:						
	Date	Start:	Start:						
	Amt:	End:	End:						
	Date	Start:	Start:						
	Amt:	End:	End:						

**By signing, I certify that all of the statements and conditions for hydrostatic discharge events are correct.*

Project Name: _____

Work Order No.(s): _____

Have any thresholds have been exceeded? Per Order No. 2002-0020, would this be a reportable discharge and must be reported **within 24 hours** of the event? [Reportable discharge would include violation of maximum gallons per day, any upset which exceeds any effluent limit]

APPENDIX H

Exhibit 1 Pre-Approval for Maximum Dewatering Discharge Dry and Wet Seasons

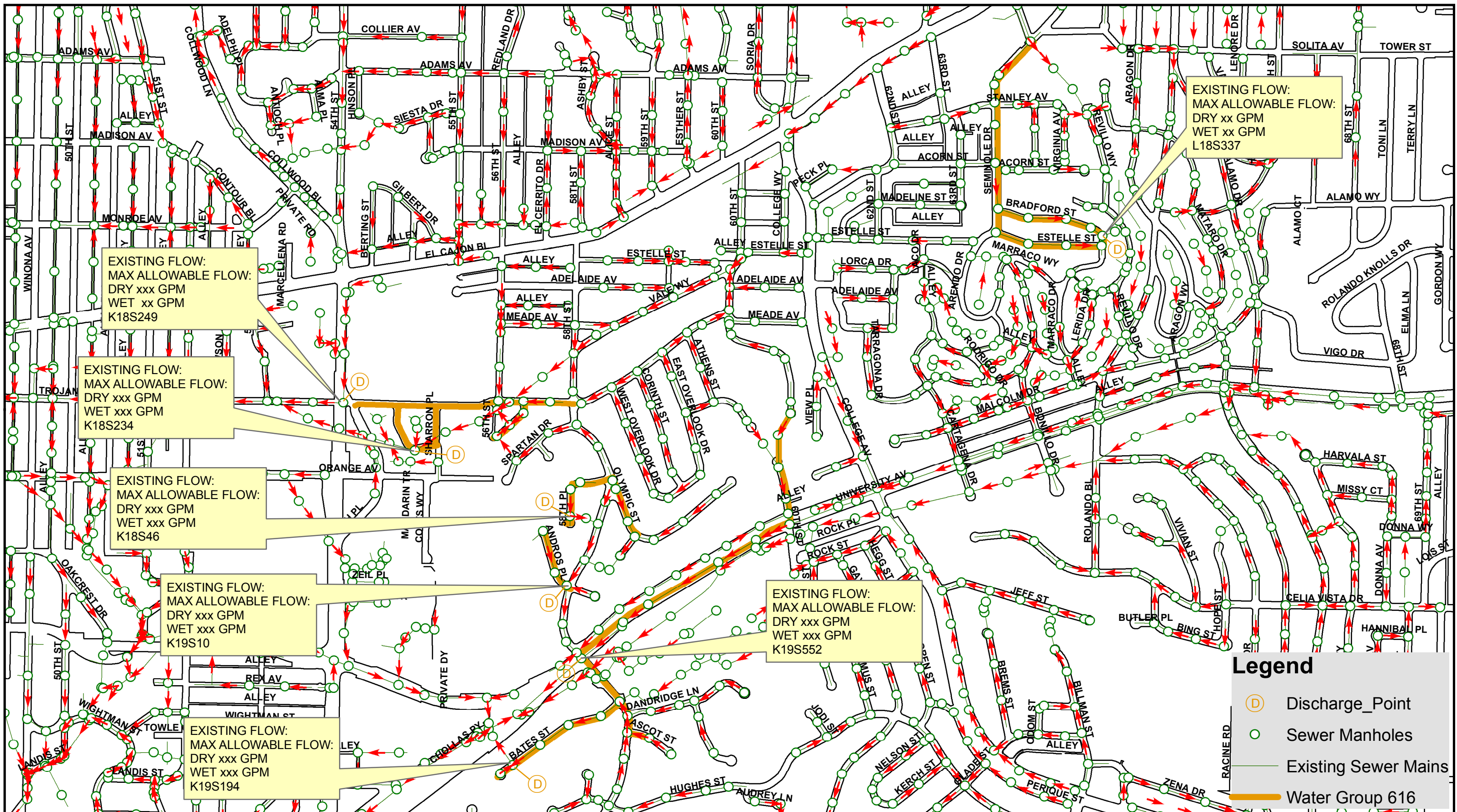


Exhibit 1: PRE-APPROVAL FOR MAXIMUM DEWATERING DISCHARGE DRY & WET SEASONS

Appendix H - Discharge Points and Flow Data
Water Group 616

Water Group 616



THIS MAP/DATA IS PROVIDED WITHOUT WARRANTY OF ANY KIND, EITHER EXPRESS OR IMPLIED, INCLUDING BUT NOT LIMITED TO, THE IMPLIED WARRANTIES OF MERCHANTABILITY AND FITNESS FOR A PARTICULAR PURPOSE. Note: This product may contain information from the SANDAG Regional Information System which cannot be reproduced without the written permission of SANDAG. This product may contain information reproduced with permission granted by RAND MCNALLY & COMPANY® to SanGIS. This map is copyrighted by RAND MCNALLY & COMPANY®. It is unlawful to copy or reproduce all or any part thereof, whether for personal use or resale, without the prior, written permission of RAND MCNALLY & COMPANY®.



APPENDIX I
Hazardous Labels/Forms

INCIDENT/RELEASE ASSESSMENT FORM ¹

If you have an emergency, Call 911

Handlers of hazardous materials are required to report releases. The following is a tool to be used for assessing if a release is reportable. Additionally, a non-reportable release incident form is provided to document why a release is not reported (see back).

Questions for Incident Assessment:

	YES	NO
1. Was anyone killed or injured, or did they require medical care or admitted to a hospital for observation?	<input type="checkbox"/>	<input type="checkbox"/>
2. Did anyone, other than employees in the immediate area of the release, evacuate?	<input type="checkbox"/>	<input type="checkbox"/>
3. Did the release cause off-site damage to public or private property?	<input type="checkbox"/>	<input type="checkbox"/>
4. Is the release greater than or equal to a reportable quantity (RQ)?	<input type="checkbox"/>	<input type="checkbox"/>
5. Was there an uncontrolled or unpermitted release to the air?	<input type="checkbox"/>	<input type="checkbox"/>
6. Did an uncontrolled or unpermitted release escape secondary containment, or extend into any sewers, storm water conveyance systems, utility vaults and conduits, wetlands, waterways, public roads, or off site?	<input type="checkbox"/>	<input type="checkbox"/>
7. Will control, containment, decontamination, and/or clean up require the assistance of federal, state, county, or municipal response elements?	<input type="checkbox"/>	<input type="checkbox"/>
8. Was the release or threatened release involving an unknown material or contains an unknown hazardous constituent?	<input type="checkbox"/>	<input type="checkbox"/>
9. Is the incident a threatened release (a condition creating a substantial probability of harm that requires immediate action to prevent, reduce, or mitigate damages to persons, property, or the environment)?	<input type="checkbox"/>	<input type="checkbox"/>
10. Is there an increased potential for secondary effects including fire, explosion, line rupture, equipment failure, or other outcomes that may endanger or cause exposure to employees, the general public, or the environment?	<input type="checkbox"/>	<input type="checkbox"/>

If the answer is YES to any of the above questions – report the release to the California Office of Emergency Services at 800-852-7550 and the local CUPA daytime: (619) 338-2284, after hours: (858) 565-5255. Note: other state and federal agencies may require notification depending on the circumstances.

Call 911 in an emergency

If all answers are NO, complete a Non Reportable Release Incident Form (page 2 of 2) and keep readily available. Documenting why a “no” response was made to each question will serve useful in the event questions are asked in the future, and to justify not reporting to an outside regulatory agency.

If in doubt, report the release.

¹ This document is a guide for accessing when hazardous materials release reporting is required by Chapter 6.95 of the California Health and Safety Code. It does not replace good judgment, Chapter 6.95, or other state or federal release reporting requirements.

NON REPORTABLE RELEASE INCIDENT FORM

1. RELEASE AND RESPONSE DESCRIPTION

Incident # _____

Date/Time Discovered	Date/Time Discharge	Discharge Stopped <input type="checkbox"/> Yes <input type="checkbox"/> No
Incident Date / Time:		
Incident Business / Site Name:		
Incident Address:		
Other Locators (Bldg, Room, Oil Field, Lease, Well #, GIS)		
Please describe the incident and indicate specific causes and area affected. Photos Attached?: <input type="checkbox"/> Yes <input type="checkbox"/> No		
Indicate actions to be taken to prevent similar releases from occurring in the future.		

2. ADMINISTRATIVE INFORMATION

Supervisor in charge at time of incident:	Phone:
Contact Person:	Phone:

3. CHEMICAL INFORMATION

Chemical	Quantity <input type="checkbox"/> GAL <input type="checkbox"/> LBS <input type="checkbox"/> FT ³
Chemical	Quantity <input type="checkbox"/> GAL <input type="checkbox"/> LBS <input type="checkbox"/> FT ³
Chemical	Quantity <input type="checkbox"/> GAL <input type="checkbox"/> LBS <input type="checkbox"/> FT ³
Clean-Up Procedures & Timeline:	
Completed By:	Phone:
Print Name:	Title:

EMERGENCY RELEASE FOLLOW - UP NOTICE REPORTING FORM

A	BUSINESS NAME	FACILITY EMERGENCY CONTACT & PHONE NUMBER () -
B	INCIDENT DATE: MO DAY YR TIME OES NOTIFIED (use 24 hr time)	OES CONTROL NO.
C	INCIDENT ADDRESS LOCATION	CITY / COMMUNITY COUNTY ZIP
D	CHEMICAL OR TRADE NAME (print or type)	CAS Number
D	CHECK IF CHEMICAL IS LISTED IN 40 CFR 355, APPENDIX A <input type="checkbox"/>	CHECK IF RELEASE REQUIRES NOTIFICATION UNDER 42 U.S.C. Section 9603 (a) <input type="checkbox"/>
D	PHYSICAL STATE CONTAINED: <input type="checkbox"/> SOLID <input type="checkbox"/> LIQUID <input type="checkbox"/> GAS	PHYSICAL STATE RELEASED: <input type="checkbox"/> SOLID <input type="checkbox"/> LIQUID <input type="checkbox"/> GAS
D	ENVIRONMENTAL CONTAMINATION: <input type="checkbox"/> AIR <input type="checkbox"/> WATER <input type="checkbox"/> GROUND <input type="checkbox"/> OTHER	TIME OF RELEASE: _____ DURATION OF RELEASE: _____ DAYS _____ HOURS _____ MINUTES
E	ACTIONS TAKEN	
F	KNOWN OR ANTICIPATED HEALTH EFFECTS (Use the comments section for addition information)	
	<input type="checkbox"/> ACUTE OR IMMEDIATE (explain) _____	
	<input type="checkbox"/> CHRONIC OR DELAYED (explain) _____	
	<input type="checkbox"/> NOTKNOWN (explain) _____	
G	ADVICE REGARDING MEDICAL ATTENTION NECESSARY FOR EXPOSED INDIVIDUALS	
H	COMMENTS (INDICATE SECTION (A - G) AND ITEM WITH COMMENTS OR ADDITIONAL INFORMATION)	
I	CERTIFICATION: I certify under penalty of law that I have personally examined and I am familiar with the information submitted and believe the submitted information is true, accurate, and complete.	
	REPORTING FACILITY REPRESENTATIVE (print or type) _____	
	SIGNATURE OF REPORTING FACILITY REPRESENTATIVE _____ DATE: _____	

EMERGENCY RELEASE FOLLOW-UP NOTICE REPORTING FORM INSTRUCTIONS

GENERAL INFORMATION:

Chapter 6.95 of Division 20 of the California Health and Safety Code requires that written emergency release follow-up notices prepared pursuant to 42 U.S.C. § 11004, be submitted using this reporting form. Non-permitted releases of reportable quantities of Extremely Hazardous Substances (listed in 40 CFR 355, appendix A) or of chemicals that require release reporting under section 103(a) of the Comprehensive Environmental Response, Compensation, and Liability Act of 1980 [42 U.S.C. § 9603(a)] must be reported on the form, as soon as practicable, but no later than 30 days, following a release. The written follow-up report is required in addition to the verbal notification.

BASIC INSTRUCTIONS:

- The form, when filled out, reports follow-up information required by 42 U.S.C § 11004. Ensure that all information requested by the form is provided as completely as possible.
- If the incident involves reportable releases of more than one chemical, prepare one report form for each chemical released.
- If the incident involves a series of separate releases of chemical(s) at different times, the releases should be reported on separate reporting forms.

SPECIFIC INSTRUCTIONS:

Block A: Enter the name of the business and the name and phone number of a contact person who can provide detailed facility information concerning the release.

Block B: Enter the date of the incident and the time that verbal notification was made to OES. The OES control number is provided to the caller by OES at the time verbal notification is made. Enter this control number in the space provided.

Block C: Provide information pertaining to the location where the release occurred. Include the street address, the city or community, the county and the zip code.

Block D: Provide information concerning the specific chemical that was released. Include the chemical or trade name and the Chemical Abstract Service (CAS) number. Check all categories that apply. Provide best available information on quantity, time and duration of the release.

Block E: Indicate all actions taken to respond to and contain the release as specified in 42 U.S.C. § 11004(c).

Block F: Check the categories that apply to the health effects that occurred or could result from the release. Provide an explanation or description of the effects in the space provided. Use Block H for additional comments/information if necessary to meet requirements specified in 42 U.S.C. § 11004(c).

Block G: Include information on the type of medical attention required for exposure to the chemical released. Indicate when and how this information was made available to individuals exposed and to medical personnel, if appropriate for the incident, as specified in 42 U.S.C. § 11004(c).

Block H: List any additional pertinent information.

Block I: Print or type the name of the facility representative submitting the report. Include the official signature and the date that the form was prepared.

MAIL THE COMPLETED REPORT TO:

**State Emergency Response Commission (SERC)
Attn: Section 304 Reports
Hazardous Materials Unit
3650 Schriever Avenue
Mather, CA 95655**

NOTE: Authority cited: Sections 25503, 25503.1 and 25507.1, Health and Safety Code. Reference: Sections 25503(b)(4), 25503.1, 25507.1, 25518 and 25520, Health and Safety Code.

APPENDIX J

Sample Archaeology Invoice

(FOR ARCHAEOLOGY ONLY)

Company Name

Address, telephone, fax

Date: Insert Date

To: Name of Resident Engineer
City of San Diego
Field Engineering Division
9485 Aero Drive
San Diego, CA 92123-1801

Project Name: Insert Project Name

SAP Number (WBS/IO/CC): Insert SAP Number

Drawing Number: Insert Drawing Number

Invoice period: Insert Date to Insert Date

Work Completed: Bid item Number – Description of Bid Item – Quantity – Unit Price– Amount

Detailed summary of work completed under this bid item: Insert detailed description of Work related to Archaeology Monitoring Bid item. See Note 1 below.

Summary of charges:

Description of Services	Name	Start Date	End Date	Total Hours	Hourly Rate	Amount
Field Archaeologist	Joe Smith	8/29/2011	9/2/2011	40	\$84	\$3,360
Laboratory Assistant	Jane Doe	8/29/2011	9/2/2011	2	\$30	\$60
Subtotal						\$3,420

Work Completed: Bid item Number – Description of Bid Item – Quantity – Unit Price– Amount

Detailed summary of work completed under this bid item: Insert detailed description of Work related to Archaeology Curation/Discovery Bid item. See Note 2 below.

Summary of charges:

Description of Services	Where work occurred (onsite vs offsite/lab)	Name	Start Date	End Date	Total Hours	Hourly Rate	Amount
Field Archaeologist		Joe Smith	8/29/2011	9/2/2011	40	\$84	\$3,360
Laboratory Assistant		Jane Doe	8/29/2011	9/2/2011	2	\$30	\$60
Subtotal							\$3,420

Total this invoice: \$ _____

Total invoiced to date: \$ _____

Note 1:

For monitoring related bid items or work please include summary of construction work that was monitored from Station to Station, Native American monitors present, MMC coordination, status and nature of monitoring and if any discoveries were made.

Note 2:

For curation/discovery related bid items or work completed as part of a discovery and curation process, the PI must provide a response to the following questions along with the invoice:

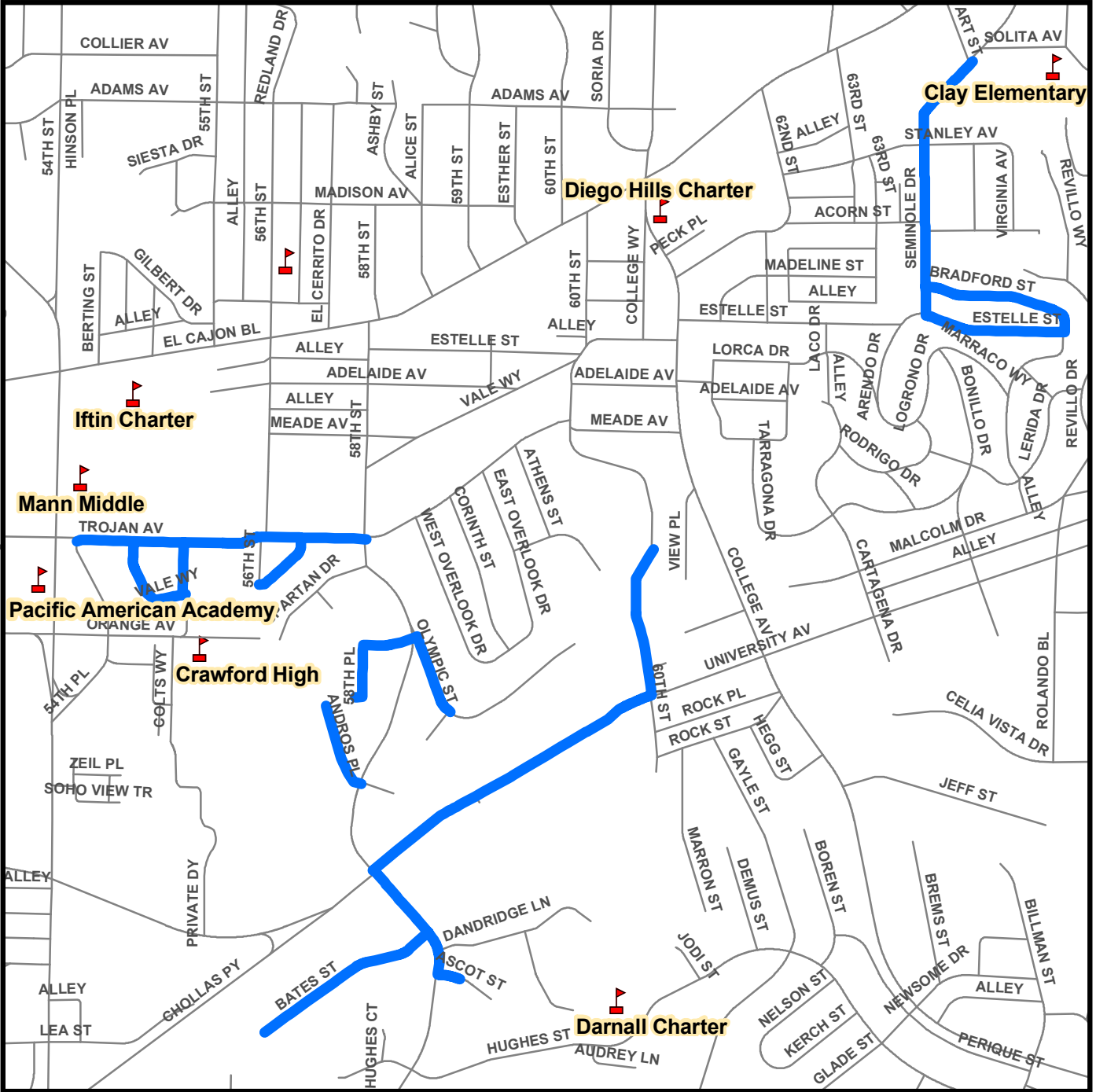
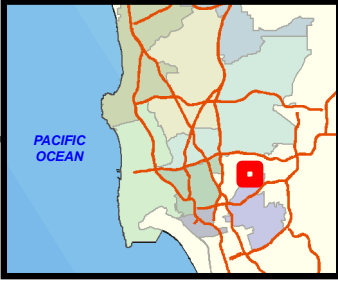
1. Preliminary results of testing including tentative recommendations regarding eligibility for listing in the California Register of Historical Resources (California Register).
 - a. Please briefly describe your application (consideration) of all four California Register criteria.
 - b. If the resource is eligible under Criterion D, please define the important information that may be present.
 - c. Were specialized studies performed? How many personnel were required? How many Native American monitors were present?
 - d. What is the age of the resource?
 - e. Please define types of artifacts to be collected and curated, including quantity of boxes to be submitted to the San Diego Archaeological Center (SDAC). How many personnel were required? How many Native American monitors were present?
2. Preliminary results of data recovery and a definition of the size of the representative sample.
 - a. Were specialized studies performed? Please define types of artifacts to be collected and curated, including quantity of boxes to be submitted to the SDAC. How many personnel were required? How many Native American monitors were present?
3. What resources were discovered during monitoring?
4. What is the landform context and what is the integrity of the resources?
5. What additional studies are necessary?
6. Based on application of the California Register criteria, what is the significance of the resources?
 - a. If the resource is eligible for the California Register, can the resource be avoided by construction?
 - b. If not, what treatment (mitigation) measures are proposed? Please define data to be recovered (if necessary) and what material will be submitted to the SDAC for curation. Are any specialized studies proposed?

(After the first invoice, not all the above information needs to be re-stated, just revise as applicable).

APPENDIX K

Local Schools In The Area Of This Project

Area Schools Near Water Group 616



Water Group 616

Schools



THIS MAP/DATA IS PROVIDED WITHOUT WARRANTY OF ANY KIND, EITHER EXPRESS OR IMPLIED, INCLUDING, BUT NOT LIMITED TO, THE IMPLIED WARRANTIES OR MERCHANTABILITY AND FITNESS FOR A PARTICULAR PURPOSE. Note: This product may contain information reproduced with permission granted by RAND McNALLY & COMPANY to SanGIS. This map is copyrighted by RAND McNALLY & COMPANY. It is unlawful to copy or reproduce all or any part thereof, whether for personal use or resale, without the prior permission of RAND McNALLY & COMPANY.

Area Schools Near Water Group 616

Clay Elementary School (619) 583-0690

6506 Solita Ave.

San Diego, CA 92115

Iftin Charter School (619) 265-2411

5465 El Cajon Blvd.

San Diego, CA 92115

Mann Middle School (619) 582-8990

4345 54th Street

San Diego, CA 92115

Pacific American Academy (619) 229-9508

4260 54th Street

San Diego, CA 92115

Crawford High School (619) 583-2500

4191 Colts Way

San Diego, CA 92115

APPENDIX L

Water Easement And Permits

5

Recording Requested by:
City Real Estate Assets Dept.
After recording mail to:

**Real Estate Assets Dept.
City of San Diego
Mail Station 51A**

472	260	27	PTN

SPACE ABOVE THIS LINE FOR RECORDER'S USE

EASEMENT DEED

NO DOCUMENTARY TAX DUE – R & T 11922 (amended)

FOR A VALUABLE CONSIDERATION, receipt of which is hereby acknowledged,

BETH MCCRINDLE and THOMAS C JOHNSTON

HEREBY GRANT(S) To The City of San Diego, a municipal corporation, in the County of San Diego, State of California, a permanent easement and right-of-way to construct, reconstruct, maintain, operate and repair a public **water main**, including all incidents and appurtenances thereto, together with the right of ingress and egress, over, under, upon, along and across all that real property situated in the City of San Diego, County of San Diego, State of California, described as follows:

See Exhibits "A" and "B" attached hereto and as shown on Exhibit "C" attached hereto for illustration purposes.

Reserving unto Grantor herein, their heirs and assigns, the continued use of the above described parcel of land subject to the following conditions: The erecting of buildings, masonry walls, fences and other structures; the planting or growing of trees; the changing of the surface grade; and the installation of privately pipelines shall be prohibited except by written permission of the City of San Diego.

This is to certify that the interest in the real property conveyed by this instrument to the City of San Diego, a municipal corporation, is hereby accepted the undersigned officer on behalf of the City of San Diego pursuant to authority conferred by Resolution No. 250320, adopted by the Council of the City of San Diego on October 1, 1979, and the grantee consents to recordation thereof by its duly authorized officer.

By: 

BETH MCCRINDLE

By: 


THOMAS C JOHNSTON

Dated _____ By _____
Jim Barwick, Director
Real Estate Assets Department

CALIFORNIA ALL-PURPOSE ACKNOWLEDGMENT

State of California }
 County of SAN DIEGO

On JAN 24, 2013 before me, DAVID C. MARTENS, NOTARY PUBLIC
Date Here Insert Name and Title of the Officer
 personally appeared BETH McCRINDLE AND THOMAS C. JOHNSTON
Name(s) of Signer(s)



who proved to me on the basis of satisfactory evidence to be the person(s) whose name(s) is/are subscribed to the within instrument and acknowledged to me that he/she/they executed the same in his/her/their authorized capacity(ies), and that by his/her/their signature(s) on the instrument the person(s), or the entity upon behalf of which the person(s) acted, executed the instrument.

I certify under PENALTY OF PERJURY under the laws of the State of California that the foregoing paragraph is true and correct.

WITNESS my hand and official seal.

Signature David C Martens
Signature of Notary Public

Place Notary Seal Above

OPTIONAL

Though the information below is not required by law, it may prove valuable to persons relying on the document and could prevent fraudulent removal and reattachment of this form to another document.

Description of Attached Document

Title or Type of Document: EASEMENT DEED
 Document Date: 1-24-2013 Number of Pages: 4
 Signer(s) Other Than Named Above: _____


Capacity(ies) Claimed by Signer(s)

Signer's Name: _____
 Individual
 Corporate Officer — Title(s): _____
 Partner — Limited General
 Attorney in Fact
 Trustee
 Guardian or Conservator
 Other: _____



Signer Is Representing: _____

Signer's Name: _____
 Individual
 Corporate Officer — Title(s): _____
 Partner — Limited General
 Attorney in Fact
 Trustee
 Guardian or Conservator
 Other: _____



Signer Is Representing: _____

EXHIBIT "A"
WATER EASEMENT


APN: 472-260-27

That portion of Lot 1 of Jeuck Subdivision, in the City of San Diego, County of San Diego, State of California, according to the Map thereof No. 4705, filed in the Office of the County Recorder of said San Diego County on February 10, 1961, being more particularly described as follows:

Beginning at the most northerly corner of said Lot 1, said point being on the southerly right of way of 60th Street as dedicated on Map No. 2525, filed in the said Office of the County Recorder on November 5, 1948, said point also being on the arc of a 40.00 foot radius curve, concave northerly, a radial bears South 70°19'29" West; Thence southeasterly along the said southerly right of way of 60th Street and along the arc of said curve through a central angle of 40°18'58" a distance of 28.15 feet to the **true point of beginning**, a radial bears South 30°00'31" West, said point also being on the southeasterly sideline of a 10.00 foot wide easement granted per said Map 2525; Thence leaving the said southerly right of way of 60th Street and continuing along the said southeasterly sideline South 31°14'57" West 160.80 feet to a point on the northerly sideline of a 8.00 foot wide easement granted per said Map 2525; Thence leaving the said southeasterly sideline and continuing easterly along the said northerly sideline South 67°49'33" East 5.06 feet; Thence leaving the said northerly sideline North 31°14'57" East 160.42 feet to a point on the said southerly right of way of 60th Street, a radial bears South 22°48'59" West; Thence westerly along the said southerly right of way of 60th Street and along the arc of said curve through a central angle of 07°11'32" a distance of 5.02 feet to the **true point of beginning**.

Above described easement containing 802.77 Square Feet, 0.0184 Acres.

Exhibit 'C' (City of San Diego Drawing No. 36463-B) attached and by this reference is made a part hereto.

 8-30-2011
Richard T. McCormick, LS 7450 Date
Associate Land Surveyor, Field Engineering
City of San Diego



File: GJ616_Lot1_legal.doc
WBS B-00018 - April 2011

EXHIBIT "B"
TEMPORARY CONSTRUCTION AREA


APN: 472-260-27

That portion of Lot 1 of Jeuck Subdivision, in the City of San Diego, County of San Diego, State of California, according to the Map thereof No. 4705, filed in the Office of the County Recorder of said San Diego County on February 10, 1961, being more particularly described as follows:

Beginning at the most northerly corner of said Lot 1, said point being on the southerly right of way of 60th Street as dedicated on Map No. 2525, filed in the said Office of the County Recorder on November 5, 1948, said point also being on the arc of a 40.00 foot radius curve, concave northerly, a radial bears South 70°19'29" West; Thence southeasterly along the said southerly right of way of 60th Street and along the arc of said curve through a central angle of 47°30'30" a distance of 33.17 feet to the **true point of beginning**, a radial bears South 22°48'59" West; Thence leaving the said southerly right of way of 60th Street South 31°14'57" West 160.42 feet to a point on the northerly sideline of a 8.00 foot wide easement granted per said Map 2525; Thence continuing easterly along the said northerly sideline South 67°49'33" East 10.13 feet; Thence leaving the said northerly sideline North 31°14'57" East 161.67 feet to a point on the said southerly right of way of 60th Street, a radial bears South 07°52'49" West; Thence westerly along the said southerly right of way of 60th Street and along the arc of said curve through a central angle of 14°56'10" a distance of 10.43 feet to the **true point of beginning**.

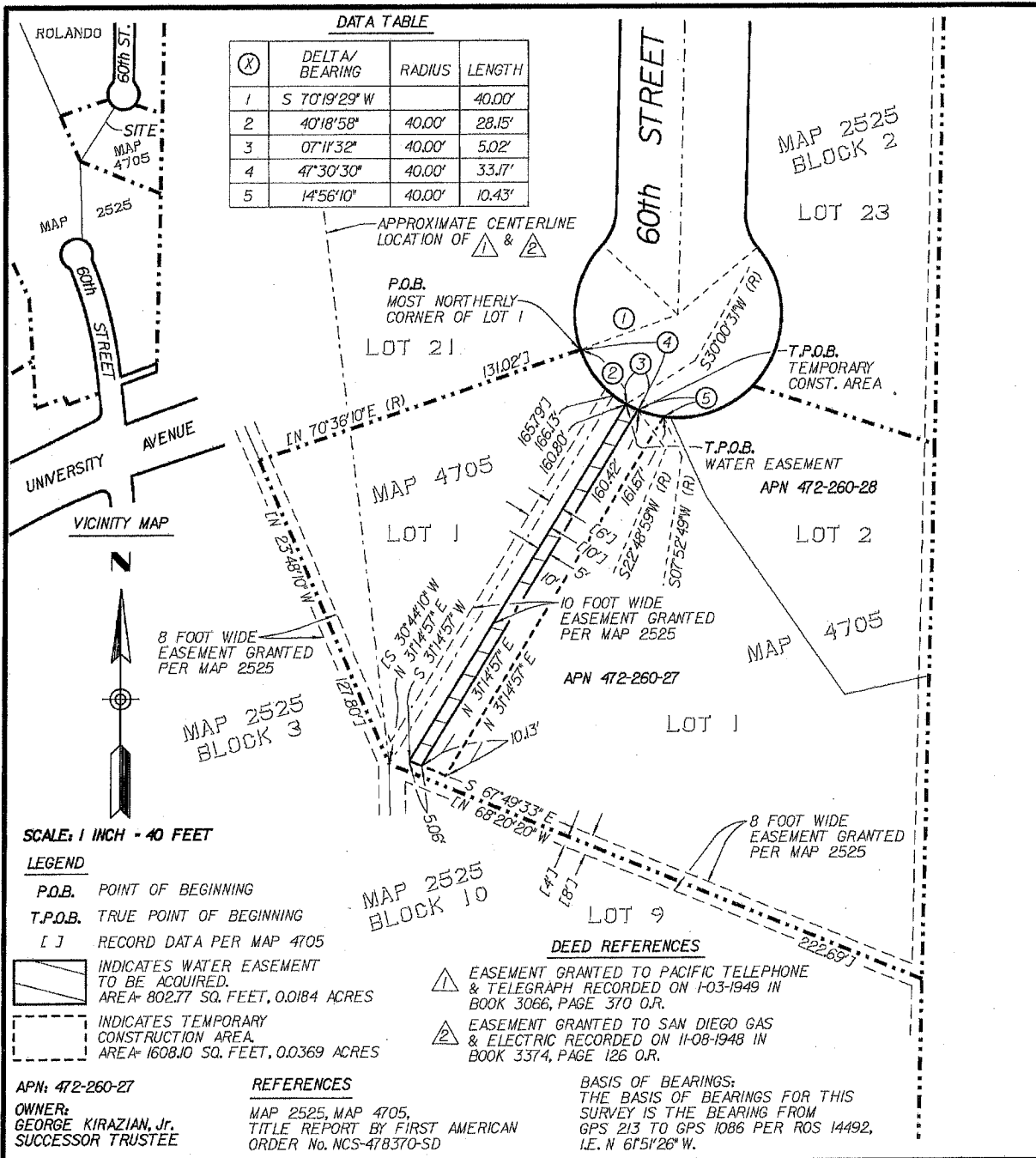
Above described temporary construction area containing 1608.10 Square Feet, 0.0369 Acres.

Exhibit 'C' (City of San Diego Drawing No. 36463-B) attached and by this reference is made a part hereto.


Richard T. McCormick, LS 7450 Date _____
Associate Land Surveyor, Field Engineering
City of San Diego



File: GJ616_Lot1_TCA_legal.doc
WBS B-00018 – April 2011







SCALE: 1 INCH = 40 FEET

LEGEND

- P.O.B. POINT OF BEGINNING
- T.P.O.B. TRUE POINT OF BEGINNING
- [] RECORD DATA PER MAP 4705
-  INDICATES WATER EASEMENT TO BE ACQUIRED. AREA= 802.77 SQ. FEET, 0.0184 ACRES
-  INDICATES TEMPORARY CONSTRUCTION AREA. AREA= 1608.10 SQ. FEET, 0.0369 ACRES

- DEED REFERENCES**
-  EASEMENT GRANTED TO PACIFIC TELEPHONE & TELEGRAPH RECORDED ON 1-03-1949 IN BOOK 3066, PAGE 370 O.R.
 -  EASEMENT GRANTED TO SAN DIEGO GAS & ELECTRIC RECORDED ON 11-08-1948 IN BOOK 3374, PAGE 126 O.R.

APN: 472-260-27
 OWNER:
 GEORGE KIRAZIAN, Jr.
 SUCCESSOR TRUSTEE

REFERENCES
 MAP 2525, MAP 4705,
 TITLE REPORT BY FIRST AMERICAN
 ORDER No. NCS-478370-SD

BASIS OF BEARINGS:
 THE BASIS OF BEARINGS FOR THIS SURVEY IS THE BEARING FROM GPS 213 TO GPS 1086 PER ROS 14492, I.E. N 61°51'26" W.

PREPARED BY:

CITY OF SAN DIEGO ENGINEERING DEPARTMENT,
 FIELD DIVISION - SURVEY SECTION, UNDER THE
 DIRECTION OF RICHARD T. McCORMICK, LS 7450,
 ASSOCIATE LAND SURVEYOR.



Richard T. McCormick 8.30.2011
 RICHARD T. McCORMICK, LS 7450 DATE

RESOLUTION No. _____
 ADOPTED: _____
 DOC. No. _____
 RECORDED: _____

**WATER EASEMENT & TEMPORARY CONSTRUCTION AREA:
 IN A PORTION OF LOT 1, MAP 4705**

DESCRIPTION	BY	APPROVED	DATE	FILMED	CITY OF SAN DIEGO, CALIFORNIA	T.M.
ORIGINAL	RTMc		3-'11		SHEET 1 OF 1 SHEET <i>Donald S. Doster</i> 8/31/2011 FOR CITY ENGINEER DATE	WBS B-00018
TCA ADDED	RTMc		4-'11			
		RJD	6-'11			214-1749 LAMBERT COORDINATES
STATUS						36463-B

Recording Requested by:
City Real Estate Assets Dept.
After recording mail to:

**Real Estate Assets Dept.
City of San Diego
Mail Station 51A**

472	370	09	PTN

SPACE ABOVE THIS LINE FOR RECORDER'S USE

EASEMENT DEED

NO DOCUMENTARY TAX DUE – R & T 11922 (amended)

FOR A VALUABLE CONSIDERATION, receipt of which is hereby acknowledged,

**Clarence T. Fox and Paula C. Fox, Trustees of the Fox Family Trust Agreement
dated September 16, 1988**

HEREBY GRANT(S) To The City of San Diego, a municipal corporation, in the County of San Diego, State of California, a permanent easement and right-of-way to construct, reconstruct, maintain, operate and repair a public **water main**, including all incidents and appurtenances thereto, together with the right of ingress and egress, over, under, upon, along and across all that real property situated in the City of San Diego, County of San Diego, State of California, described as follows:

See Exhibits "A" and "B" attached hereto and as shown on Exhibit "C" attached hereto for illustration purposes.

Reserving unto Grantor herein, their heirs and assigns, the continued use of the above described parcel of land subject to the following conditions: The erecting of buildings, masonry walls, fences and other structures; the planting or growing of trees; the changing of the surface grade; and the installation of privately pipelines shall be prohibited except by written permission of the City of San Diego.

This is to certify that the interest in the real property conveyed by this instrument to the City of San Diego, a municipal corporation, is hereby accepted the undersigned officer on behalf of the City of San Diego pursuant to authority conferred by Resolution No. 250320, adopted by the Council of the City of San Diego on October 1, 1979, and the grantee consents to recordation thereof by its duly authorized officer.

By: Clarence T. Fox
Clarence T. Fox, Trustee of the Fox Family Trust

By: Paula C. Fox
Paula C. Fox, Trustee of the Fox Family Trust

Dated _____ By _____
Jim Barwick, Director
Real Estate Assets Department

ACKNOWLEDGMENT

STATE OF CALIFORNIA)

COUNTY OF SAN DIEGO)

On JAN 31, 2013 before me, DAVID C. MARTENS, a Notary Public, personally appeared CIARENCE T. FOX, who proved to me on the basis of satisfactory evidence to be the person~~(s)~~ whose name~~(s)~~ (s) are subscribed to the within instrument and acknowledged to me that he/she/they executed the same in his/her/their authorized capacity~~(ies)~~, and that by his/her/their signature~~(s)~~ on the instrument the person~~(s)~~, or the entity upon behalf of which the person~~(s)~~ acted, executed the instrument.

I certify under PENALTY OF PERJURY under the laws of the State of California that the foregoing paragraph is true and correct.

WITNESS my hand and official seal.

Signature David C Martens (Seal)

Document EASEMENT DEED



ACKNOWLEDGMENT

STATE OF CALIFORNIA)

COUNTY OF SAN DIEGO)


On JAN 31, 2013 before me, PAULA C FOX, a Notary Public, personally appeared PAULA C. FOX, who proved to me on the basis of satisfactory evidence to be the person~~(s)~~ whose name~~(s)~~ (s) are subscribed to the within instrument and acknowledged to me that she/they executed the same in her/their authorized capacity~~(ies)~~, and that by her/their signature~~(s)~~ on the instrument the person~~(s)~~, or the entity upon behalf of which the person(s) acted, executed the instrument.

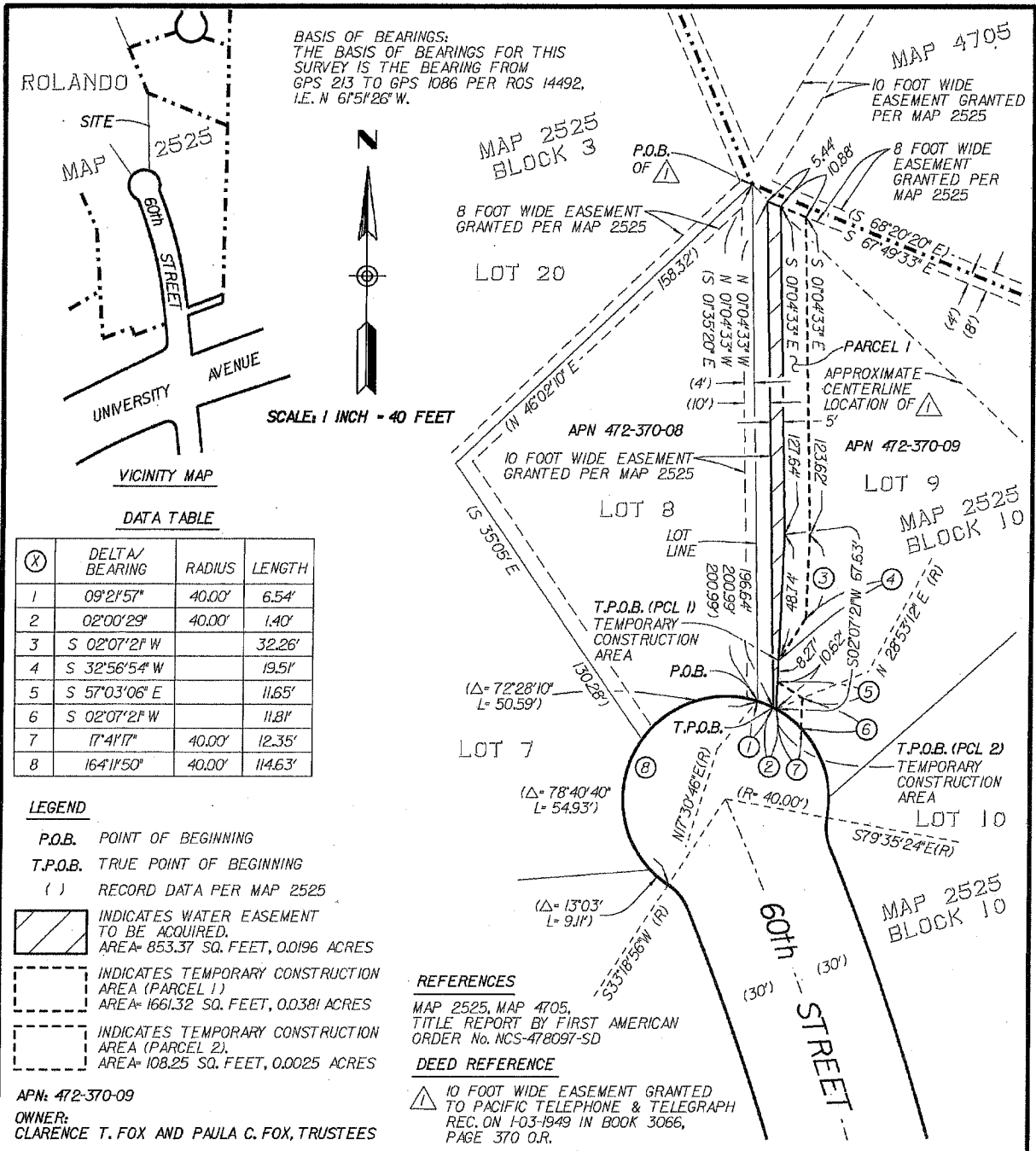
I certify under PENALTY OF PERJURY under the laws of the State of California that the foregoing paragraph is true and correct.

WITNESS my hand and official seal.

Signature David C Martens (Seal)

Document EASEMENT DEED





DATA TABLE

(X)	DELTA/ BEARING	RADIUS	LENGTH
1	09°21'57"	40.00'	6.54'
2	02°00'29"	40.00'	1.40'
3	S 02°07'21" W		32.26'
4	S 32°56'54" W		19.51'
5	S 57°03'06" E		11.65'
6	S 02°07'21" W		11.81'
7	17°41'17"	40.00'	12.35'
8	164°11'50"	40.00'	114.63'

LEGEND

- P.O.B. POINT OF BEGINNING
- T.P.O.B. TRUE POINT OF BEGINNING
- () RECORD DATA PER MAP 2525
- INDICATES WATER EASEMENT TO BE ACQUIRED. AREA= 853.37 SQ. FEET, 0.0196 ACRES
- INDICATES TEMPORARY CONSTRUCTION AREA (PARCEL 1) AREA= 1661.32 SQ. FEET, 0.0381 ACRES
- INDICATES TEMPORARY CONSTRUCTION AREA (PARCEL 2) AREA= 108.25 SQ. FEET, 0.0025 ACRES

REFERENCES

MAP 2525, MAP 4705,
TITLE REPORT BY FIRST AMERICAN
ORDER No. NCS-478097-SD

DEED REFERENCE

10 FOOT WIDE EASEMENT GRANTED TO PACIFIC TELEPHONE & TELEGRAPH REC. ON 1-03-1949 IN BOOK 3066, PAGE 370 O.R.

PREPARED BY:

CITY OF SAN DIEGO ENGINEERING DEPARTMENT,
FIELD DIVISION - SURVEY SECTION, UNDER THE
DIRECTION OF RICHARD T. McCORMICK, LS 7450,
ASSOCIATE LAND SURVEYOR.



Richard T. McCormick 8-30-2011
RICHARD T. McCORMICK, LS 7450 DATE

RESOLUTION No. _____

ADOPTED: _____

DOC. No. _____

RECORDED: _____

**WATER EASEMENT & TEMPORARY CONSTRUCTION AREA:
IN A PORTION OF LOT 9, BLOCK 10 OF MAP 2525**

DESCRIPTION	BY	APPROVED	DATE	FILMED	CITY OF SAN DIEGO, CALIFORNIA	T.M.
ORIGINAL	RTM _C		2-'11		SHEET 1 OF 1 SHEET	W.O. WBS B-00018
TCA ADDED	RTM _C		4-'11		<i>Donald J. Porter</i> 8/31/2011 FOR CITY ENGINEER DATE	
STATUS						214-1749 LAMBERT COORDINATES 36462-B

EXHIBIT "A"
WATER EASEMENT


APN: 472-370-09

That portion of Lot 9 of Block 10 of Belleview Heights Unit No. 3, in the City of San Diego, County of San Diego, State of California, according to the Map thereof No. 2525, filed in the Office of the County Recorder of said San Diego County on November 5, 1948, being more particularly described as follows:

Beginning at a point on the westerly line of said Lot 9, said point being on the northerly right of way of 60th Street as dedicated on said Map 2525, said point also being on the arc of a 40.00 foot radius curve, concave southerly, a radial bears North 17°30'46" East; Thence leaving the said westerly line of Lot 9 and continuing easterly along the said northerly right of way of 60th Street and along the arc of said curve through a central angle of 09°21'57" a distance of 6.54 feet to the **true point of beginning**, a radial bears North 26°52'43" East, said point being the easterly sideline of a 10.00 foot wide easement granted per said Map 2525; Thence leaving the said northerly right of way of 60th Street and continuing along the said easterly sideline North 01°04'33" West 196.64 feet to a point on the southerly sideline of a 8.00 foot wide easement granted per said Map 2525; Thence leaving the said easterly sideline and continuing easterly along the said southerly sideline South 67°49'33" East 5.44 feet; Thence leaving the said southerly sideline South 01°04'33" East 127.64 feet; Thence South 02°07'21" West 67.63 feet to a point on the said northerly right of way of 60th Street, a radial bears North 28°53'12" East; Thence westerly along the said northerly right of way of 60th Street and along the arc of said curve through a central angle of 02°00'29" a distance of 1.40 feet to the **true point of beginning**.

Above described easement containing 853.37 Square Feet, 0.0196 Acres.

Exhibit 'C' (City of San Diego Drawing No. 36462-B) attached and by this reference is made a part hereto.


Richard T. McCormick, LS 7450 Date
Associate Land Surveyor, Field Engineering
City of San Diego



File: GJ616_legal.doc
WBS B-00018 – April 2011

EXHIBIT "B"
TEMPORARY CONSTRUCTION AREA

APN: 472-370-09

That portion of Lot 9 of Block 10 of Belleview Heights Unit No. 3, in the City of San Diego, County of San Diego, State of California, according to the Map thereof No. 2525, filed in the Office of the County Recorder of said San Diego County on November 5, 1948, being more particularly described as follows:

Parcel 1

Beginning at a point on the westerly line of said Lot 9, said point being on the northerly right of way of 60th Street as dedicated on said Map 2525, said point also being on the arc of a 40.00 foot radius curve, concave southerly, a radial bears North 17°30'46" East; Thence leaving the said westerly line of Lot 9 and continuing easterly along the said northerly right of way of 60th Street and along the arc of said curve through a central angle of 11°22'26" a distance of 7.94 feet, a radial bears North 28°53'12" East; Thence leaving the said northerly right of way of 60th Street North 02°07'21" East 18.89 feet to the **true point of beginning**; Thence continuing North 02°07'21" East 48.74 feet; Thence North 01°04'33" West 127.64 feet to a point on the southerly sideline of a 8.00 foot wide easement granted per said Map 2525; Thence easterly along the said southerly sideline South 67°49'33" East 10.88 feet; Thence leaving the said southerly sideline South 01°04'33" East 123.62 feet; Thence South 02°07'21" West 32.26 feet; Thence South 32°56'54" West 19.51 feet to the **true point of beginning**.

Above described temporary construction area containing 1661.32 Square Feet, 0.0381 Acres.

Parcel 2

Beginning at a point on the westerly line of said Lot 9, said point being on the northerly right of way of 60th Street as dedicated on said Map 2525, said point also being on the arc of a 40.00 foot radius curve, concave southerly, a radial bears North 17°30'46" East; Thence leaving the said westerly line of Lot 9 and continuing easterly along the said northerly right of way of 60th Street and along the arc of said curve through a central angle of 11°22'26" a distance of 7.94 feet to the **true point of beginning**, a radial bears North 28°53'12" East; Thence leaving the said northerly right of way of 60th Street North 02°07'21" East 10.62 feet; Thence South 57°03'06" East 11.65 feet; Thence South 02°07'21" West 11.81 feet to a point on the said northerly right of way of 60th Street, a radial bears North 46°34'29" East; Thence westerly along the said northerly right of way of 60th Street and along the arc of said curve through a central angle of 17°41'17" a distance of 12.35 feet to the **true point of beginning**.

Above described temporary construction area containing 108.25 Square Feet, 0.0025 Acres.

Exhibit 'C' (City of San Diego Drawing No. 36462-B) attached and by this reference is made a part hereto.

Richard T. McCormick 8-30-2011

Richard T. McCormick, LS 7450 Date
Associate Land Surveyor, Field Engineering
City of San Diego



File: GJ616_legal.doc
WBS B-00018 – April 2011

PERMIT TO DO WORK ON PRIVATE PROPERTY

Clarence T. Fox and Paula C. Fox, Trustees of the Fox Family Trust Agreement dated September 16, 1988 are the owners of that certain real property known as San Diego County Assessor's Parcel Number 472-370-09, and hereby grant to CITY OF SAN DIEGO, a California municipal corporation, ("CITY"), its agents, employees and contractors, permission to enter upon the hereinabove described property for the purpose of:

Work in conjunction with the Water Main Replacement Group Job 616 including surveying, staking, and pre-existing conditions video, and open trenching for water line installation as indicated in Exhibit C.

The permission herein granted shall commence upon the filing of the Notice to Proceed, and terminate upon the date of completion of said work as completion date is determined by the City Engineer. CITY agrees to give Clarence T. Fox and Paula C. Fox written notice thirty (30) days prior to the start of the work. In that notice, CITY shall also identify contact information for City on-site Project Manager and the Contractor. CITY Project Manager shall coordinate with Beth Clarence T. Fox and Paula C. Fox or their representatives regarding any project details that affect the Property.

It is understood and agreed that the CITY shall be responsible for, the restoration of the sewer easement area, and any other property damaged or disturbed as a result of the granting of this permit, to a condition as near as possible to the condition existing at the time of CITY's entry. The fence will be moved to the property line at the owner's request.

CITY shall require contractor accessing the Property to carry liability insurance as required in "Standard Specifications for Public Works Construction, 2013 Edition," as amended by "City of San Diego Supplemental Amendments."

Date: Jan. 31, 2013 By: Clarence T. Fox
CLARENCE T. FOX, Trustee of the Fox Family Trust

Date: Jan. 31, 2013 By: Paula C. Fox
PAULA C. FOX, Trustee of the Fox Family Trust

PERMIT TO DO WORK ON PRIVATE PROPERTY

BETH MCCRINDLE and THOMAS C JOHNSTON are the owners of that certain real property known as San Diego County Assessor’s Parcel Number 472-260-27, and hereby grant to CITY OF SAN DIEGO, a California municipal corporation, (“CITY”), its agents, employees and contractors, permission to enter upon the hereinabove described property for the purpose of:


Work in conjunction with the Water Main Replacement Group Job 616 including surveying, staking, and pre-existing conditions video, and open trenching for water line installation as indicated in Exhibit C.

The permission herein granted shall commence upon the filing of the Notice to Proceed, and terminate upon the date of completion of said work as completion date is determined by the City Engineer. CITY agrees to give Beth McCrindle and Thomas C Johnston written notice thirty (30) days prior to the start of the work. In that notice, CITY shall also identify contact information for City on-site Project Manager and the Contractor. CITY Project Manager shall coordinate with Beth McCrindle and Thomas C Johnston or its representatives regarding any project details that affect the Property.

It is understood and agreed that the CITY shall be responsible for, the restoration of the sewer easement area, and any other property damaged or disturbed as a result of the granting of this permit, to a condition as near as possible to the condition existing at the time of CITY’s entry.

CITY shall require contractor accessing the Property to carry liability insurance as required in “Standard Specifications for Public Works Construction, 2012 Edition,” as amended by “City of San Diego Supplemental Amendments.”

Date: 01/06/2013

By: 
BETH MCCRINDLE

Date: 1/8/13

By: 
THOMAS C JOHNSTON

APPENDIX M

Long-Term Revegetation Maintenance Contract

LONG-TERM REVEGETATION MAINTENANCE CONTRACT

This Long-Term Revegetation Maintenance Contract [Contract] is made and entered into by and between the City of San Diego [City], a municipal corporation, and [insert name of the Contractor, to be identified after award] [Contractor], who may be individually or collectively referred to herein as a “Party” or the “Parties.”

RECITALS

- A. Concurrent with the Contract execution, the Parties entered into an agreement [Agreement] for the construction of Water Group 616 [Project], WBS number B-00018, Bid No. K-13-5589-DBB-3.
- B. In accordance with the Agreement, the Contractor shall enter into this contract with the City for the purpose of implementing and fulfilling long-term revegetation maintenance and monitoring requirements in accordance with the City of San Diego Municipal Code and the Contract Documents for the specified elopement(s) of Water Group 616 [Maintenance Requirements].
- C. The Contractor is ready and willing to fulfill its maintenance requirements in accordance with the terms of this contract i.e., Maintenance Requirements.

NOW, THEREFORE, in consideration of the above recitals and the mutual covenants and conditions set forth herein, and for good and valuable consideration, the receipt and sufficiency of which are hereby acknowledged, the Parties hereby set forth their mutual covenants and understandings as follows:

INTRODUCTORY PROVISIONS

- A. **Recitals Incorporated.** The above referenced Recitals are true and correct and are incorporated into this contract by this reference.
- B. **Exhibits Incorporated.** All Exhibits and Attachments referenced in this contract are incorporated into this contract by this reference.
- C. **Contract Term.** This contract shall be effective on the date the Notice of Completion for the Agreement is executed, and it shall be effective until completion of the Work, described in Section 1.1 below.
- D. **Terms and Conditions.** This contract is subject to the terms and conditions of the Agreement included in The GREENBOOK and The WHITEBOOK i.e., Part 1, Sections 212, 308, and 700 through Section 708 and The WHITEBOOK EOCP Section except as follows.

SECTION 1: SCOPE OF WORK

- 1.1 **General.** The Contractor shall fulfill the Project’s Maintenance Requirements [Work] as identified in the scope of work attached as Exhibit A in a manner satisfactory to the City.

The Contractor shall provide all equipment, labor, and materials necessary to perform the Work as described in the written in Exhibit A, at the direction of the City.

1.2 Work Schedule. After receiving notification from the City, the Contractor shall create a comprehensive schedule of Work for performance of this contract [Schedule] for the City's approval. The Schedule shall include routine work and inspection and infrequent operations such as repairs, fertilization, aerification, watering, and pruning.

The City will approve the Schedule prior to the commencement of the Work. The City may require the Contractor to revise the Schedule. The Contractor shall not revise the Schedule unless the revisions have received the prior written approval of the City.

1.3 Commencement of Work & Maintenance Period. The Contract shall begin on the date indicated in the field notification to be issued by City to the Contractor in accordance with the Project's Agreement [Field Notification], and shall continue for **25** months. A copy of the Field Notification shall be attached hereto as Exhibit B.

1.4 Performance of Work. The Work shall be performed in accordance with the manufacturer's recommendations.

1.5 License. The Contractor shall hold the following licenses in good standing:

- a) C-27 State Contractor's License. Alternatively, the Contractor shall retain the services of a Subcontractor with a C-27 State Contractor's License.
- b) Pest Control Advisor's License. Alternatively, the Contractor shall retain the services of a licensed Pest Control Advisor.
- c) Registration with the County Agriculture Commission.
- d) Qualified Applicator's Certificate for Category B. This shall apply to any person supervising the use of pesticides, herbicides, or rodenticides.
- e) City of San Diego Business License.

Prior to performing the Work, the Contractor shall complete and submit to the City the License Data Sheet. See Exhibit C.

1.6 Hours of Performance. The Contractor shall perform the Work between the hours of 6:00 a.m. and 6:00 p.m., Monday through Friday [Working Hours]. The City may, in its sole discretion, grant permission to Contractor to perform Work during non-Working Hours. Maintenance functions that generate excess noise, e.g., operations of power equipment which would cause annoyance to area residents, shall not begin before 7:00 a.m.

SECTION 2: ADMINISTRATION

2.1 Contract Administrator. The Public Works Department, Right of Way Division is the Contract Administrator for the Contract. The Contractor shall perform the Work under the direction of a designated representative of the Public Works Department. The City will communicate with the Contractor on all matters related to the administration of this contract and the Contractor's performance of the Work rendered hereunder. When this contract refers to communications to or with City, those communications shall be with the City, unless the City or this contract specifies otherwise. Further, when this contract requires an act or approval by City, that act or approval will be performed by the City.

- 2.2 Local Office.** The Contractor shall maintain a local office with a competent company representative who can be reached during Normal Working Hours and who is authorized to discuss matters pertaining to this contract with the City. A local office is one located in San Diego County that can be reached by telephone and facsimile. An answering service in conjunction with a company email address for the designated company representative would fulfill this requirement. A mobile telephone shall not fulfill the requirement for a local office. All calls from the City shall be returned within a 1 hour period.
- 2.3 Emergency Calls.** The Contractor shall have the capability to receive and to respond immediately to calls of an emergency nature. The City shall refer emergency calls to Contractor for immediate disposition. The Contractor shall provide City with a 24 hour emergency telephone number for this purpose.
- 2.4 Staffing.** The Contractor shall furnish sufficient supervisory and working personnel capable of promptly accomplishing on schedule, and to the satisfaction of City, all Work required under this contract.
- 2.5 Contractor Inspections.** The Contractor shall perform inspections of the Work site and prepare and submit to the City a Punchlist and dates of correction. The Punchlist shall include a comprehensive report of Work performed at the Work site to ensure 100% cover.

PART 3: WORK SITE MAINTENANCE

- 3.1 Use of Chemicals.** The Contractor shall submit to City for approval sample labels and MSDS for all chemical herbicides, rodenticides and pesticides proposed for use under this contract. Materials included shall be limited to chemicals approved by the State of California Department of Agriculture.

The use of any chemical shall be based on the recommendations of a licensed pest control advisor. Annual PCA Pesticide Recommendations are required for each pesticide proposed to be used for the Work site covered by this contract. The use of chemicals shall conform to the current San Diego County Department of Agriculture regulations.

No chemical herbicide, rodenticide, or pesticide shall be applied until its use is approved, in writing, by City as appropriate for the purpose and area proposed.

The Contractor shall submit a monthly pesticide use report to City along with Contractor's invoices for payment. This report shall include a statement of all applications of herbicides, rodenticides, and pesticides, detailing the chemical used, undiluted quantity, rate of application, applicator's name, and the date and purpose of the application. For months in which no pesticides are applied, state "No Pesticide Used" on the report.

- 3.2 Irrigation Water.** The Contractor shall diligently practice water conservation, including minimizing run-off or other waste. The Contractor shall turn off irrigation systems, if any, during periods of rainfall and at such other times when suspension of irrigation is desirable to conserve water and to remain within the guidelines of good horticulturally acceptable landscape maintenance practices. The Contractor's failure to properly manage and conserve water may result in deductions or other penalties.

If Contractor causes excessive use or waste of irrigation water, the estimated cost of that water shall be deducted from the monthly payment. Further, any monetary fines or other damages assessed to City for Contractor's failure to follow water conservation regulations

imposed by the City, the State of California, the County Water Authority, or other legal entity shall be Contractor's responsibility and may be deducted from the monthly payment.

- 3.3 Payment for Water.** The Contractor shall pay for the water used in the maintenance of the Work site unless specified otherwise.
- 3.4 Satisfactory Progression.** If the Revegetation Area is not progressing towards the required 100% Cover, as defined in the Scope of Work, in accordance with the Work Schedule, as determined by City, City may adjust monthly payments to Contractor accordingly.

SECTION 4: COMPENSATION

- 4.1 Maximum Compensation.** The compensation for this contract shall not exceed \$[the Contractor's lump sum bid amount for this long-term maintenance contract; will be established during the award process] [Contract Price].
- 4.2 Wage Rates.** Refer to the Agreement for Prevailing wages requirements for this contract.
- 4.3 Method of Payment and Reports.** The payments will be made monthly as a linear percentage of the Contract Price. As conditions precedent to payment, the Contractor shall submit every month a detailed invoice and report of maintenance work performed. The Contractor's failure to submit the required reports or certified payrolls as described in the Agreement shall constitute a basis for withholding of payment by the City.
- 4.4 Final Payment.** The Contractor shall not receive the final payment until the following conditions have been completed to the City's satisfaction:

The item(s) of the work subject to this maintenance coverage as specified in Exhibit A [Maintenance Items] have been determined to be in compliance with the Agreement and this contract.

The Contractor has provided to the City a signed and notarized Affidavit of Disposal, a copy of which is attached to the Agreement, stating that all brush, trash, debris, and surplus materials resulting from the Work have been disposed of in a legal manner.

The Contractor has performed comprehensive and successful testing and checks of the Maintenance Items.

- 4.5** Notwithstanding sections 3.3 and 3.4, the Contractor may request that the City pay all or some of the compensation for the Contract at a time earlier than provided in those sections if the Contractor provides a surety bond acceptable to the City which secures performance of the Contract for the full remaining term. Early payment under this section and acceptability of such bond shall be at the City's sole discretion.

SECTION 5: BONDS AND INSURANCE

- 5.1 Contract Bonds.** Prior to commencement of the Work, Contractor, at its sole cost and expense, shall provide to City the following bonds issued by a surety authorized to issue bonds in California and otherwise satisfactory to City:

A Payment Bond (Material and Labor Bond) in an amount not less than the Contract Price, to satisfy claims of material suppliers and mechanics and laborers employed by it on the Work.

The Payment Bond shall be maintained by the Contractor in full force and effect until the Work is accepted by City and until all claims for materials and labor are paid, and shall otherwise comply with the California Civil Code.

A Performance Bond in an amount not less than the Contract Price to guarantee faithful performance of all Work, within the time prescribed, in a manner satisfactory to the City, and that all materials and workmanship will be free from original or developed defects. The Performance Bond shall remain in full force and effect until performance of the Work is completed as set forth in this contract.

5.2 Insurance. At all times during the term of this contract, the Contractor shall maintain insurance coverage as specified in the Agreement, Section 7-3, "LIABILITY INSURANCE."

The Contractor shall not begin the Work under this contract until it has complied with the following:

- a) Obtain insurance certificates reflecting evidence of insurance as specified in the Agreement, Section 7-3, "LIABILITY INSURANCE" for:
 1. Commercial General Liability
 2. Commercial Automobile Liability
 3. Worker's Compensation

The Contractor shall submit copies of any policy upon request by the City.

- b) Confirm that all policies contain the specific provisions required in Section 7-3, "LIABILITY INSURANCE."

The Contractor shall not modify any policy or endorsement thereto which increases the City's exposure to loss for the duration of this contract.

SECTION 6: MISCELLANEOUS

6.1 **Illness and Injury Prevention Program.** The Contractor shall comply with all the mandates of Senate Bill 198 and specifically shall have a written Injury Prevention Program on file with the City in accordance with all applicable standards, orders, or requirements of California Labor Code, Section 6401.7. This Program shall be on file prior to performance of any Work.

6.2 **City Standard Provisions.** This contract is subject to the following standard provisions. See The WHITEBOOK for details.

1. The City of San Diego Resolution No. R-277952 adopted on May 20, 1991 for a Drug-Free Workplace.
2. The City of San Diego Resolution No. R-282153 adopted on June 14, 1993 related to the Americans with Disabilities Act.
3. The City of San Diego Municipal Code §22.3224 as amended 11/24/08 by ordinance O-19808 for Pledge of Compliance.

4. The City of San Diego's Labor Compliance Program and the State of California Labor Code §§1771.5(b) and 1776 (Stats. 1978, Ch. 1249).
 5. Sections 1777.5, 1777.6, and 1777.7 of the State of California Labor Code concerning the employment of apprentices by contractors and subcontractors performing public works contracts.
 6. The City's Equal Benefits Ordinance (EBO), Chapter 2, Article 2, Division 43 of The San Diego Municipal Code (SDMC).
 7. The City's Information Security Policy (ISP) as defined in the City's Administrative Regulation 90.63.
- 6.3 Taxpayer Identification Number.** I.R.S. regulations require the City to have the correct name, address, and Taxpayer Identification Number (TIN) or Social Security Number (SSN) on file for businesses or persons who provide services or products to the City. This information is necessary to complete Form 1099 at the end of each tax year. As such, the Contractor shall provide the City with a Form W-9 upon execution of this contract.
- 6.4 Assignment.** The Contractor shall not assign the obligations under this contract, whether by express assignment or by sale of the company, nor any monies due or to become due, without City's prior written approval. Any assignment in violation of this Section shall constitute a Default and is grounds for immediate termination of this contract, at the sole discretion of City. In no event shall any putative assignment create a contractual relationship between City and any putative assignee.
- 6.5 Independent Contractors.** The Contractor and any Subcontractors employed by Contractor shall be independent contractors and not agents of City. Any provisions of this contract that may appear to give City any right to direct Contractor concerning the details of performing the Work, or to exercise any control over such performance, shall mean only that Contractor shall follow the direction of City concerning the end results of the performance.
- 6.6 Covenants and Conditions.** All provisions of this contract expressed as either covenants or conditions on the part of the City or the Contractor shall be deemed to be both covenants and conditions.
- 6.7 Jurisdiction, Venue, and Attorney's Fees.** The venue for any suit or proceeding concerning this contract, the interpretation or application of any of its terms, or any related disputes shall be in the County of San Diego, State of California. The prevailing Party in any such suit or proceeding shall be entitled to a reasonable award of attorney's fees in addition to any other award made in such suit or proceeding.
- 6.8 Successors in Interest.** This Contract and all rights and obligations created by this contract shall be in force and effect whether or not any Parties to the Contract have been succeeded by another entity, and all rights and obligations created by this contract shall be vested and binding on any Party's successor in interest.
- 6.9 Integration.** This Contract and the exhibits, attachments, and references incorporated into this contract fully express all understandings of the Parties concerning the matters covered in this contract. No change, alteration, or modification of the terms or conditions of this contract, and no verbal understanding of the Parties, their officers, agents, or employees shall be valid unless made in the form of a written change agreed to in writing by both Parties or an

amendment to this contract agreed to by both Parties. All prior negotiations and agreements are merged into this contract.

- 6.10 Counterparts.** This Contract may be executed in counterparts, which when taken together shall constitute a single signed original as though all Parties had executed the same page.
- 6.11 No Waiver.** No failure of either the City or the Contractor to insist upon the strict performance by the other of any covenant, term or condition of this contract, nor any failure to exercise any right or remedy consequent upon a breach of any covenant, term, or condition of this contract, shall constitute a waiver of any such breach or of such covenant, term or condition. No waiver of any breach shall affect or alter this contract, and each and every covenant, condition, and term hereof shall continue in full force and effect to any existing or subsequent breach.
- 6.12 Severability.** The unenforceability, invalidity, or illegality of any provision of this contract shall not render any other provision of this contract unenforceable, invalid, or illegal.
- 6.13 Drafting Ambiguities.** The Parties agree that they are aware that they have the right to be advised by counsel with respect to the negotiations, terms and conditions of this contract, and the decision of whether to seek advice of counsel with respect to this contract is a decision which is the sole responsibility of each Party. This Contract shall not be construed in favor of or against either Party by reason of the extent to which each Party participated in the drafting of the Contract.
- 6.14 Signing Authority.** The representative for each Party signing on behalf of a corporation, partnership, joint venture or governmental entity hereby declares that authority has been obtained to sign on behalf of the corporation, partnership, joint venture, or entity and agrees to hold the other Party or Parties hereto harmless if it is later determined that such authority does not exist.

Project Manager: To ensure that all signatures and at least one section of contract appear on the same page.

IN WITNESS WHEREOF, this Contract is executed by the City of San Diego, acting by and through its Public Works Department Director in accordance with Resolution No. R-***insert number of Resolution authorizing advertising and award of underlying construction contract***, and by Contractor.

Dated this _____ day of _____, **[insert year]**.

THE CITY OF SAN DIEGO

By: _____

Mayor or designee

I HEREBY CERTIFY I can legally bind **[name of Contractor to be determined during DBB or RFP award process]** and that I have read this entire contract, this _____ day of _____, **[insert year]**.

By: _____

Printed Name: _____

Title: _____

I HEREBY APPROVE the form and legality of the foregoing Contract this _____ day of _____, ***insert year***.

Jan I. Goldsmith, City Attorney

By: _____

Printed Name: _____

Deputy City Attorney

EXHIBIT A

SCOPE OF WORK

I. Location of Work. The location of the Work to be performed [Revegetation Area] is shown on those Specifications and Drawings numbered **35594-12-D** and **35594-40-D** [Specifications], which are incorporated into this contract by this reference as though fully set forth herein.

II. Description of Work. The Contractor shall maintain and monitor the Revegetation Area during the Monitoring Program in accordance with this contract and the Specifications such that the Revegetation Area meets the success criteria specified in the Revegetation Plan at each of the milestones listed and on the last date of the Monitoring Program as set forth in the Work Schedule. The Work includes complete landscape maintenance consisting of irrigation, pruning, shaping and training of trees, shrubs, and ground cover plants; fertilization; weed control; control of all plant diseases and pests; and trash removal, and all other maintenance listed in this contract and as required to maintain the Revegetation Area in a safe, attractive and useable condition and to maintain the plant material in good ecologically healthy and viable condition.

The work also includes biological monitoring of the Revegetation Area according to the schedule and methods specified in the Revegetation Plan. The monitoring work shall include all reporting tasks specified in the Revegetation plan.

III. Method of Performing Work.

A. Irrigation. Irrigation shall be applied to container and salvaged plants at the discretion of the Project Biologist. Delivery techniques and schedules will vary depending on the availability of a sprinkler irrigation system and weather patterns. Timing of implementation is intended to use natural precipitation, but supplemental watering shall be applied when needed. Failure of an existing irrigation system to provide full and proper coverage shall not relieve Contractor of the responsibility to provide adequate irrigation with full and proper coverage to all areas.

1. In areas where an automatic sprinkler system is installed, Contractor shall periodically inspect the operation of the system for any malfunction. The maximum interval between inspections shall not exceed 7 days. The Contractor shall maintain all sprinkler systems in such a way as to guarantee proper coverage and full working capability, and shall make whatever adjustments may be necessary to prevent excessive run-off into streets, rights-of-way, or other areas not meant to be irrigated. The cost of wasted water may be charged to Contractor.

2. All areas not adequately covered by a sprinkler system shall be irrigated by a portable irrigation method. The Contractor shall furnish all hoses, nozzles, sprinklers, etc. necessary to accomplish this supplementary irrigation. Care shall be exercised to prevent water waste, erosion, and/or detrimental seepage into existing underground improvements or structures.

3. Irrigation shall be accomplished as follows:

- a) Turf (if any) shall be irrigated Monday through Friday, as required, to maintain horticulturally acceptable growth and color, and to encourage deep rooting. Daily watering should be avoided wherever possible, in favor of scheduling applications every other night or twice each week. Additional irrigations shall be performed in the event of unusually hot/dry weather conditions (as are present during Santa Ana conditions, or other times of low humidity or high winds, or during a prolonged high temperature period during summer months).
 - b) Landscaped improved banks and slopes (if any) shall be irrigated Monday through Friday as required to maintain horticulturally acceptable growth and color, and to encourage deep rooting.
 - c) Shrub beds (if any) shall be irrigated as required to maintain horticulturally acceptable growth and color, and to promote deep rooting. Shrub areas shall be irrigated at a rate which keeps surface runoff to a minimum. The irrigation rate shall be adjusted to the needs of shrub types, seasons and weather conditions.
 - d) Planted and seeded areas shall be irrigated as required to maintain ecologically acceptable growth, form and health, and to promote deep rooting. Planted and seeded areas shall be irrigated at a rate which keeps surface runoff to a minimum. The irrigation rate shall be adjusted to the needs of plant types, seasons and weather conditions.
4. Maintenance of Irrigation System. The Contractor shall keep controller and valve boxes (if any) clear of soil and debris and shall maintain the irrigation system at no additional cost to City, including replacement, repair, adjustment, raising or lowering, straightening and any other operation required for the continued proper operation of the system from the “cold” side of the water meter throughout the Revegetation Area. The Contractor shall also be responsible for maintaining the painted surfaces of irrigation and lighting controller cabinets as well as the corresponding automatic irrigation battery numbers on the lids of the automatic control valve boxes (if any). The Contractor shall be responsible for light bulb replacements in controller cabinets as necessary.
- a) Repair or replacement includes: sprinkler system laterals (piping), sprinkler mains (pressure lines), vacuum breakers, sprinkler control valves, sprinkler controllers, sprinkler heads, sprinkler caps, sprinkler head risers, valve covers, boxes and lids (including electrical pull boxes and lids), valve sleeves and lids, quick coupler valves and hose bibs. Any replacement shall conform to the type and kind of existing system. Any deviation shall be approved in writing by City.
 - b) Contractor shall repair irrigation systems which are damaged or altered in any way, including by acts of God, vandalism, vehicular damage, or theft.

5. Operation of Automatic Irrigation Controllers. Where the operation of automatic irrigation controllers is required as part of this contract, Contractor shall:

- i) Not duplicate any coded City key furnished by City for access and operation of the controller;
- ii) surrender all keys furnished by City, promptly at the end of the Contract term, or at any time deemed necessary by City to prevent serious loss to City;
- iii) protect the security of City's property by keeping controller cabinet and building doors locked at all times; and
- iv) refrain from using premises behind locked doors for storage of materials, supplies, or tools except as approved by City.

B. Pruning Shrubs and Ground Cover Plants. The Contractor shall prune all shrubs and ground cover plants growing in the Revegetation Area as required to:

- i) maintain plants in a healthy, growing condition;
- ii) maintain plant growth within reasonable bounds;
- iii) prevent encroachment of passage ways, walks, streets, or view of signs; and
- iv) prevent encroachment in any manner deemed objectionable by City.

The Contractor shall remove dead or damaged limbs with sharp pruning tools, with no stubs remaining. The Contractor shall seal any pruning cut which exceeds 2" in diameter with an approved pruning paint when required by City. The Contractor shall perform pruning to permit plants to grow naturally in accordance with their normal growth characteristics except where box hedging is required by City. The Contractor shall not shear, hedge, or severely prune plants, unless authorized by City. The Contractor shall not use growth regulators.

C. Tree Maintenance. Contractor shall maintain all trees in the revegetation area in their natural shapes. The Contractor shall perform pruning to promote the best growth habits, appearance, and health of the tree, and to prevent encroachment which blocks vision or is in any manner deemed undesirable by City. The Contractor is responsible for tree pruning that can be accomplished with a 12' pole saw by a worker standing on the ground. The Contractor shall not top trees.

1. Potential Hazards. The Contractor shall notify City within 24 hours of any tree that shows signs of root heaving or leaning, or is in any manner a potential safety hazard. The Contractor shall immediately reestablish trees and shrubs that are uprooted due to storms, if possible. If trees or shrubs cannot be reestablished, Contractor shall remove them immediately (including roots) and fill the holes until replacement planting is complete.

2. Replacement. The Contractor shall completely remove and replace trees lost due to Contractor's faulty maintenance or negligence, as determined by City. The Contractor shall replace trees in kind and size as determined by City. If there is a difference in value between the tree lost and the replacement tree, City will deduct the difference from the Contract payment. The City shall determine the value of the tree lost using the latest International Society of Arboriculture (I.S.A.) guidelines for value determination.
 3. Staking. The Contractor shall securely stake any newly planted trees and other trees needing support with 2 "lodge pole" type stakes placed on opposite sides of the tree outside the root ball and secured to the tree with at least two flexible rubber tree ties. The Contractor shall regularly inspect tree ties and stakes and reposition them as necessary to ensure against girdling and abrasion.
- D. Fertilization. Contractor shall fertilize the Revegetation Area as necessary to meet the success criteria specified in the Revegetation Plan at each of the milestones listed and on the last date of the Monitoring Program as set forth in the Work Schedule Prior to any fertilization, Contractor shall submit to City Material Safety Data Sheets and a schedule of application showing the site, date, and approximate time of fertilizer application [Fertilizer Schedule]. The Fertilization Schedule, regardless of its intensity, timing, or the number of sites covered daily or weekly, shall not excuse Contractor from performing any other Work regularly required under this contract. All fertilization shall first be approved by the Project Biologist.
1. Contractor shall notify City at least 48 hours before beginning any fertilization. Fertilizer shall be delivered to the site only in the original unopened containers bearing the manufacturer's guaranteed analysis. Damaged packages shall not be accepted. The Contractor shall furnish City with duplicate signed, legible copies of all certificates and invoices for all fertilizer to be used for this contract. The invoices shall state the grade, amount and quantity received. Both the copy to be retained by City and Contractor's copy shall be signed by City, on site, before any fertilizer may be used.
 2. Fertilizers, if necessary, shall be applied at the direction of the Project Biologist and according to manufacturer's product specifications.
 3. If deemed necessary by City to achieve required results, Contractor shall apply other materials as directed by City, including:
 - i) iron chelate;
 - ii) soil sulfur;
 - iii) gypsum; or
 - iv) surfactant enzymes such as Sarvon or Naiad.
 4. Contractor shall adequately irrigate the fertilized area(s) immediately following the application of fertilizers and/or amendments to force fertilizer material to rest directly on the soil surface. Drip irrigated areas shall be adequately hand watered using quick coupler valves and hoses to dissolve fertilizer.

- E. Weed Removal. Contractor shall completely remove weeds from the Revegetation Area, including all turf grass areas, shrub and ground cover areas, planters, tree wells, and cracks in paved areas, including sidewalks, parking lot, gutters and curbs, as shown on the Work Schedule. For the purposes of this Section, “Weed” means any undesirable or misplaced plant. The Contractor shall control Weeds by manual, mechanical, or chemical methods. The City or Project Biologist may restrict the use of chemical weed control in certain areas.
- F. Disease and Pest Control. The Contractor shall regularly inspect the Revegetation Area for the presence of disease and insect or rodent infestation. The Contractor shall notify City within 4 days if disease or insect or rodent infestation is discovered. In its notice to City, Contractor shall identify the disease, insect, or rodent and specify the control measures to be taken. Upon approval of City, Contractor shall implement the approved control measures, exercising extreme caution in the application of all sprays, dusts, or other materials utilized. The Contractor shall continue the approved control measures until the disease, insect, or rodent is controlled to the satisfaction of City.
1. All individuals who supervise the mixing and application of herbicides, pesticides, and rodenticides on behalf of Contractor shall possess valid Qualified Applicators Certificate for Category B issued to them by the State Department of Food and Agriculture.
 2. Contractor shall utilize all safeguards necessary during disease, insect or rodent control operations to ensure safety of the public and the employees of Contractor, in accordance with current standard practices accepted by the State of California Department of Food and Agriculture. If Contractor is unable to control the pest or disease, a pest control company will be hired and the cost shall be deducted from Contractor’s monthly payment.
- G. Plant Replacement. Except as provided in Section H below, Contractor shall notify City within 4 days of the loss of plant material due to any cause.
1. Contractor shall at no cost to City replace any tree, shrub, ground cover, or other plant which is damaged or lost as a result of Contractor’s faulty maintenance or negligence. The size and species of replacement plant materials shall be as directed by City.
 2. If so directed by City, Contractor shall replace any plant damaged or lost that is not a result of Contractor’s faulty maintenance or negligence. The size and species of replacement plant materials shall be as directed by City. The City will pay for materials and labor.
 3. City may determine that certain plants should be replaced in order to ensure maximum ecological health and overall aesthetic appearance of planting in the Revegetation Area. When City determines such replacement should occur, Contractor shall replace the plants as directed by City. City will pay for materials and labor.
- H. Damage Reports. The Contractor shall notify City within 24 hours of any damage to the Work Area caused by accident, vandalism or theft.

- I. Litter. The Contractor shall promptly dispose of all trash and debris at an appropriate City disposal site. The Contractor shall pay any and all fees associated with the disposal of debris or trash accumulated under the terms of this contract. The Contractor understands that disposal of refuse at City landfills is subject to a fee and that the Refuse Disposal Division can be contacted at (619) 573-1418 for fee information.
1. Contractor Generated Litter. The Contractor shall promptly remove all debris generated by Contractor's pruning, trimming, weeding, edging and other Work required by this contract. Immediately after working in streets, park walks, gutters, driveways, and paved areas, Contractor shall clean them in accordance with all applicable laws.
 2. Third Party Generated Litter. Upon discovery Contractor shall remove all litter, including bottles, glass, cans, paper, cardboard, fecal matter, leaves, branches, metallic items, and other debris, from the Work site.
- J. Monitoring: The Project Biologist will oversee all maintenance operations and conduct qualitative and quantitative biological monitoring of the revegetation area according to the schedule and methods described in the Revegetation Plan. The Project Biologist will be responsible for preparing and submitting monitoring reports according to the schedule and instructions in the Revegetation Plan. The Project Biologist will be an individual or team of individuals with 4-year degree(s) in botany, ecology, landscape architecture or a related field, and demonstrated experience in upland and riparian community restoration.

EXHIBIT B

FIELD NOTIFICATION

[Inset a copy of the Engineer's Field Notification which establishes the commencement date of the monitoring program, see City Supplement, section 700-2.12]

EXHIBIT C

LICENSE DATA SHEET

State Contractor License Classification and Number: _____

Name of License Holder: _____

Expiration Date: _____

Pest Control Applicator's Name: _____

License Number: _____

Expiration Date: _____

Pest Control Advisor's Name: _____

License Number: _____

Expiration Date: _____

City of San Diego Business License Number: _____

Expiration Date: _____

City of San Diego

CITY CONTACT: Claudia Abarca, Contract Specialist, Email: Cabarca@saniego.gov
Phone No. (619) 533-3439, Fax No. (619) 533-3633

ADDENDUM "A" FOR WATER GROUP 616



BID NO.:	<u>K-13-5589-DBB-3</u>
SAP NO. (WBS/IO/CC):	<u>B-00018</u>
CLIENT DEPARTMENT:	<u>2013</u>
COUNCIL DISTRICT:	<u>7</u>
PROJECT TYPE:	<u>KB</u>

BID DUE DATE:

**2:00 PM
MAY 23, 2013
CITY OF SAN DIEGO
PUBLIC WORKS DEPARTMENT
1010 SECOND AVENUE, SUITE 1400, MS 614C
SAN DIEGO, CA 92101**

ENGINEER OF WORK

The engineering Specifications and Special Provisions contained herein have been prepared by or under


Registered Engineer

5/8/13
Date

Seal:



A. CHANGES TO CONTRACT DOCUMENTS

The following changes to the Contract Documents are hereby made effective as though originally issued with the bid package. Bidders are reminded that all previous requirements to this solicitation remain in full force and effect.

B. BIDDER'S QUESTIONS

Questions pertaining to Scope or Specifications

Q1. Will you please tell me if there will be a bid item Video Recording of Pre-existing conditions on this project?

A1. Yes there will be a bid item for Video Recording of Existing Conditions on this project.

C. VOLUME 2

1. To Bidding Documents, PROPOSAL (BID), pages 11 through 17, **DELETE** in their entirety and **SUBSTITUTE** with pages 4 of 10 through 10 of 10 of this Addendum.

Tony Heinrichs, Director
Public Works Department

Dated: *May 9, 2013*
San Diego, California

TH/bd/ca/lji

BIDDING DOCUMENTS

PROPOSAL (BID)

The Bidder agrees to the construction of **WATER GROUP 616**, for the City of San Diego, in accordance with these contract documents for the prices listed below. The Bidder guarantees the Contract Price for a period of 120 days (90 days for federally funded contracts and contracts valued at \$500,000 or less) from the date of Bid opening to Award of the Contract. The duration of the Contract Price guarantee shall be extended by the number of days required for the City to obtain all items necessary to fulfill all conditions precedent e.g., bond and insurance.

Item	Quantity	Unit	NAICS	Payment Reference	Description	Unit Price	Extension
BASE BID							
1	1	LS	524126	2-4.1	Bonds (Payment and Performance)	 	\$
2	1	EA	541214	3-3.2.2.1	Certified Payroll	\$	\$
3	1	LS	238990	7-9.1.1	Video Recording Existing Conditions	 	\$
4	1	LS	237310	7-10.2.6	Traffic Control	 	\$
5	1	LS	237310	7-10.2.6	Flashing Arrow Boards	 	\$
6	1	AL	237310	7-10.2.6	Portable Changeable Message Signs (PCMS) - Type I	 	\$3,250.00
7	1	LS	237110	9-3.4.1	Mobilization	 	\$
8	1	AL		9-3.5	Field Orders - Type II	 	\$180,000.00
9	12	CY	237310	300-1.4	Additional Pavement Removal & Disposal	\$	\$
10	13	EA	237310	301-1.7	Adjusting Existing Gate Valve Covers to Grade	\$	\$
11	33	EA	237310	301-1.7	Adjusting Existing Manhole Frames & Covers to Grade	\$	\$

BIDDING DOCUMENTS

Item	Quantity	Unit	NAICS	Payment Reference	Description	Unit Price	Extension
12	4	EA	237310	302-1.12	Traffic Detector Loop Replacement	\$	\$
13	44,444	LF	237310	302-1.12	Cold Mill AC Pavement (> 1 1/2 - 3")	\$	\$
14	20	TON	237310	302-3.2	Asphalt Pavement Repair	\$	\$
15	74,252	SF	237310	302-4.12.4	Rubber Polymer Modified Slurry Type II and Striping	\$	\$
16	5,000	SF	237310	302-5.2.1	Pavement Restoration Adjacent to Trench	\$	\$
17	7,668	TON	237310	302-5.9	1-1/2 Inch Asphalt Concrete Overlay and Striping	\$	\$
18	46,000	SY	237310	302-7.4	Pavement Fabric	\$	\$
19	50	LB	237310	302-14.5	Crack Seal	\$	\$
20	4	EA	237110	303-1.11	Slope Protection Installation	\$	\$
21	2,415	LF	237310	303-5.9	Cross Gutter	\$	\$
22	230	LF	237310	303-5.9	Additional Curb and Gutter	\$	\$
23	570	SF	237310	303-5.9	Additional Sidewalk Removal and Replacement	\$	\$
24	6	EA	237310	303-5.10.2	Curb Ramp Type A with Stainless Steel Detectable Warning Tiles	\$	\$
25	4	EA	237310	303-5.10.2	Curb Ramp Type D with Detectable Warning Tiles	\$	\$
26	2	EA	237310	303-5.10.2	Curb Ramp Type C-2 with Stainless Steel Detectable Warning Tiles	\$	\$
27	2	EA	237310	303-5.10.2	Curb Ramp Type C-2 with Detectable Warning Tiles	\$	\$

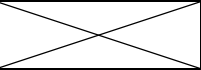
BIDDING DOCUMENTS

Item	Quantity	Unit	NAICS	Payment Reference	Description	Unit Price	Extension
28	6	EA	237310	303-5.10.2	Curb Ramp Type C-1 with Stainless Steel Detectable Warning Tiles	\$	\$
29	39	EA	237310	303-5.10.2	Curb Ramp Type C-1 with Detectable Warning Tiles	\$	\$
30	500	CY	237110	306-1.2.1.1	Additional Bedding	\$	\$
31	1	LS	237110	306-1.1.6	Trench Shoring	 	\$
32	565	TON	237310	306-1.5.1	Temporary Resurfacing	\$	\$
33	1	EA	237110	306-1.6	2-Inch Water Service Transfers	\$	\$
34	1	EA	237110	306-1.6	4" Fire Service Connection	\$	\$
35	500	TON	237110	306-1.6	Imported Backfill	\$	\$
36	3,484	LF	237110	306-1.6	8-Inch Water Main-Class 235	\$	\$
37	7,042	LF	237110	306-1.6	12-Inch Water Main, Class 235	\$	\$
38	517	LF	237110	306-1.6	8-Inch Water Main-Class 305	\$	\$
39	4,826	LF	237110	306-1.6	12-Inch Water Main, Class 305	\$	\$
40	1	EA	237110	306-1.6	6-Inch Fire Service Connection	\$	\$
41	18	EA	237110	306-1.6	6-Inch Fire Hydrant Assembly & Marker (2-Port)	\$	\$
42	14	EA	237110	306-1.6	6-Inch Fire Hydrant Assembly & Marker (3-Port)	\$	\$
43	17	EA	237110	306-1.6	8-Inch Gate Valve Class 150B	\$	\$
44	51	EA	237110	306-1.6	12-Inch Gate Valve Class 150B	\$	\$

BIDDING DOCUMENTS

Item	Quantity	Unit	NAICS	Payment Reference	Description	Unit Price	Extension
45	5	EA	237310	306-5.3	Removal of Abandoned Water Meter Box	\$	\$
46	1	LS	237110	306-5.3	Removal or Abandonment of Existing Water Facilities	 	\$
47	168	EA	237110	306-14.1	1-Inch Water Service	\$	\$
48	22	EA	237110	306-14.1	2-Inch Water Service Copper	\$	\$
49	3	EA	237110	306-18	2-Inch Blowoff Valve Assembly	\$	\$
50	3	EA	237110	306-19	1-Inch Air & Vacuum Valve	\$	\$
51	2	EA	541370	309-4	Survey Monuments	\$	\$
52	30,750	LF	237110	600-1.2.1.3	High-lining Removed by Contractor	\$	\$
53	3,000	SF	237110	600-1.3.1.5	Pavement Restoration for City Forces Final Connection	\$	\$
54	1	LS	238390	700-2.15	Clearing and Grubbing	 	\$
55	1	LS	237990	700-2.15	Chain Link Fencing and Access Route	 	\$
56	1	LS	561730	700-2.15	Revegetation and Erosion Control	 	\$
57	1	LS	541690	700-2.15	Monitoring and Reporting	 	\$
58	1	LS	541690	700-2.15	Revegetation Maintenance and Monitoring Program	 	\$
59	1	LS	541330	701-13.8.4	Water Pollution Control Program Development	 	\$
60	1	LS	237990	701-13.8.4	Water Pollution Control Program Implementation	 	\$
61	1,724	LF	237110	708-6	Handling and Disposal of Non-friable Asbestos Material	\$	\$

BIDDING DOCUMENTS

Item	Quantity	Unit	NAICS	Payment Reference	Description	Unit Price	Extension
ESTIMATED TOTAL BASE BID:							\$
ALTERNATE A							
1	1	LS	237110	600-1.2.2.10	High-lining by the Contractor		\$
2	-30,750	LF	237110	600-1.2.1.3	High Lining Removed By Contractor (Base Bid Item 52)	\$	\$
ESTIMATED TOTAL FOR ALTERNATE A:							\$
ALTERNATE B							
1	6	EA	237110	600-1.3.2.10	8-Inch through 12-Inch Connections to The Existing System by Contractor	\$	\$
2	3	EA	237110	600-1.3.2.10	8-Inch through 12-Inch Cut-in Tee by Contractor	\$	\$
3	2	EA	237110	600-1.3.2.10	8-Inch through 12-Inch Cross by Contractor	\$	\$
4	-3,000	SF	237110	600-1.3.1.5	Pavement Restoration for City Forces Final Connection (Base Bid Item 53)	\$	\$
5	19	EA	237110	600-1.4.9	Cut and Plug of The Existing System by Contractor	\$	\$
ESTIMATED TOTAL FOR ALTERNATE B:							\$
ESTIMATED TOTAL FOR BASE BID PLUS ALTERNATE A AND B:							\$

TOTAL BID PRICE FOR BID (Items 1 through 61, plus Alternate A items 1 and 2, plus Alternate B, items 1 through 5, inclusive) amount written in words:

BIDDING DOCUMENTS

The Bid shall contain an acknowledgment of receipt of all addenda, the numbers of which shall be filled in on the Bid form. If an addendum or addenda has been issued by the City and not noted as being received by the Bidder, this proposal shall be rejected as being **non-responsive**. The following addenda have been received and are acknowledged in this bid: _____

The names of all persons interested in the foregoing proposal as principals are as follows:

IMPORTANT NOTICE: If Bidder or other interested person is a corporation, state secretary, treasurer, and manager thereof; if a co-partnership, state true name of firm, also names of all individual co-partners composing firm; if Bidder or other interested person is an individual, state first and last names in full.

Bidder: _____

Title: _____

Business Address: _____

Place of Business: _____

Place of Residence: _____

Signature: _____

BIDDING DOCUMENTS

NOTES:

- A. The City shall determine the low Bid based on the Base Bid plus the following Alternates: A and B.
- B. After the low Bid has been determined, the City may award the Contract for the Base Bid alone or if applicable, for the Base Bid plus any combination of alternates selected in the City's sole discretion.
- C. Prices and notations shall be in ink or typewritten. All corrections (which have been initiated by the Bidder using erasures, strike out, line out, or "white-out") shall be typed or written in with ink adjacent thereto, and shall be initialed in ink by the person signing the bid proposal.
- D. Failure to initial all corrections made in the bidding documents shall cause the Bid to be rejected as **non-responsive** and ineligible for further consideration.
- E. Blank spaces must be filled in, using figures. Bidder's failure to submit a price for any Bid item that requires the Bidder to submit a price shall render the Bid **non-responsive** and shall be cause for its rejection.
- F. Unit prices shall be entered for all unit price items. Unit prices shall not exceed two (2) decimal places. If the Unit prices entered exceed two (2) decimal places, the City will only use the first two digits after the decimal points without rounding up or down.
- G. All extensions of the unit prices bid will be subject to verification by the City. In the case of inconsistency or conflict between the product of the Quantity x Unit Price and the Extension, the product shall govern.
- H. In the case of inconsistency or conflict, between the sums of the Extensions with the estimated total Bid, the sum of the Extensions shall govern.
- I. Bids shall not contain any recapitulation of the Work. Conditional Bids will be rejected as being **non-responsive**. Alternative proposals will not be considered unless called for.

City of San Diego

CITY CONTACT: Claudia Abarca, Contract Specialist, Email: Cabarca@saniego.gov
Phone No. (619) 533-3439, Fax No. (619) 533-3633

ADDENDUM "B"

FOR

WATER GROUP 616



BID NO.:	<u>K-13-5589-DBB-3</u>
SAP NO. (WBS/IO/CC):	<u>B-00018</u>
CLIENT DEPARTMENT:	<u>2013</u>
COUNCIL DISTRICT:	<u>7</u>
PROJECT TYPE:	<u>KB</u>

BID DUE DATE:

2:00 PM

MAY 23, 2013

CITY OF SAN DIEGO


PUBLIC WORKS DEPARTMENT

1010 SECOND AVENUE, SUITE 1400, MS 614C

SAN DIEGO, CA 92101

ENGINEER OF WORK

The engineering Specifications and Special Provisions contained herein have been prepared by or under the direction of the following Registered Engineer:


Registered Engineer

5/14/13
Date

Seal:



A. CHANGES TO CONTRACT DOCUMENTS

The following changes to the Contract Documents are hereby made effective as though originally issued with the bid package. Bidders are reminded that all previous requirements to this solicitation remain in full force and effect.

B. BIDDER'S QUESTIONS

Questions pertaining to Scope or Specifications

Q1. Bid Item 21 is for 2,415 LF of Cross Gutter, is this correct?

A1. Bid Item 21 should be 2,415 SF of Cross Gutter not LF.

C. ADDENDUM A

1. Item C. Volume 2, Bidding Documents, PROPOSAL (BID), pages 4 through 10, **DELETE** in their entirety and **SUBSTITUTE** with pages 4 of 10 through 10 of 10 of this Addendum.

Tony Heinrichs, Director
Public Works Department

Dated: *May 14, 2013*
San Diego, California

TH/bd/ca/lji

BIDDING DOCUMENTS

PROPOSAL (BID)

The Bidder agrees to the construction of **WATER GROUP 616**, for the City of San Diego, in accordance with these contract documents for the prices listed below. The Bidder guarantees the Contract Price for a period of 120 days (90 days for federally funded contracts and contracts valued at \$500,000 or less) from the date of Bid opening to Award of the Contract. The duration of the Contract Price guarantee shall be extended by the number of days required for the City to obtain all items necessary to fulfill all conditions precedent e.g., bond and insurance.

Item	Quantity	Unit	NAICS	Payment Reference	Description	Unit Price	Extension
BASE BID							
1	1	LS	524126	2-4.1	Bonds (Payment and Performance)	 	\$
2	1	EA	541214	3-3.2.2.1	Certified Payroll	\$	\$
3	1	LS	238990	7-9.1.1	Video Recording Existing Conditions	 	\$
4	1	LS	237310	7-10.2.6	Traffic Control	 	\$
5	1	LS	237310	7-10.2.6	Flashing Arrow Boards	 	\$
6	1	AL	237310	7-10.2.6	Portable Changeable Message Signs (PCMS) - Type I	 	\$3,250.00
7	1	LS	237110	9-3.4.1	Mobilization	 	\$
8	1	AL		9-3.5	Field Orders - Type II	 	\$180,000.00
9	12	CY	237310	300-1.4	Additional Pavement Removal & Disposal	\$	\$
10	13	EA	237310	301-1.7	Adjusting Existing Gate Valve Covers to Grade	\$	\$
11	33	EA	237310	301-1.7	Adjusting Existing Manhole Frames & Covers to Grade	\$	\$
12	4	EA	237310	302-1.12	Traffic Detector Loop Replacement	\$	\$

BIDDING DOCUMENTS

Item	Quantity	Unit	NAICS	Payment Reference	Description	Unit Price	Extension
13	44,444	LF	237310	302-1.12	Cold Mill AC Pavement (> 1 1/2 - 3")	\$	\$
14	20	TON	237310	302-3.2	Asphalt Pavement Repair	\$	\$
15	74,252	SF	237310	302-4.12.4	Rubber Polymer Modified Slurry Type II and Striping	\$	\$
16	5,000	SF	237310	302-5.2.1	Pavement Restoration Adjacent to Trench	\$	\$
17	7,668	TON	237310	302-5.9	1-1/2 Inch Asphalt Concrete Overlay and Striping	\$	\$
18	46,000	SY	237310	302-7.4	Pavement Fabric	\$	\$
19	50	LB	237310	302-14.5	Crack Seal	\$	\$
20	4	EA	237110	303-1.11	Slope Protection Installation	\$	\$
21	2,415	SF	237310	303-5.9	Cross Gutter	\$	\$
22	230	LF	237310	303-5.9	Additional Curb and Gutter	\$	\$
23	570	SF	237310	303-5.9	Additional Sidewalk Removal and Replacement	\$	\$
24	6	EA	237310	303-5.10.2	Curb Ramp Type A with Stainless Steel Detectable Warning Tiles	\$	\$
25	4	EA	237310	303-5.10.2	Curb Ramp Type D with Detectable Warning Tiles	\$	\$
26	2	EA	237310	303-5.10.2	Curb Ramp Type C-2 with Stainless Steel Detectable Warning Tiles	\$	\$
27	2	EA	237310	303-5.10.2	Curb Ramp Type C-2 with Detectable Warning Tiles	\$	\$
28	6	EA	237310	303-5.10.2	Curb Ramp Type C-1 with Stainless Steel Detectable Warning Tiles	\$	\$

BIDDING DOCUMENTS

Item	Quantity	Unit	NAICS	Payment Reference	Description	Unit Price	Extension
29	39	EA	237310	303-5.10.2	Curb Ramp Type C-1 with Detectable Warning Tiles	\$	\$
30	500	CY	237110	306-1.2.1.1	Additional Bedding	\$	\$
31	1	LS	237110	306-1.1.6	Trench Shoring	 	\$
32	565	TON	237310	306-1.5.1	Temporary Resurfacing	\$	\$
33	1	EA	237110	306-1.6	2-Inch Water Service Transfers	\$	\$
34	1	EA	237110	306-1.6	4" Fire Service Connection	\$	\$
35	500	TON	237110	306-1.6	Imported Backfill	\$	\$
36	3,484	LF	237110	306-1.6	8-Inch Water Main-Class 235	\$	\$
37	7,042	LF	237110	306-1.6	12-Inch Water Main, Class 235	\$	\$
38	517	LF	237110	306-1.6	8-Inch Water Main-Class 305	\$	\$
39	4,826	LF	237110	306-1.6	12-Inch Water Main, Class 305	\$	\$
40	1	EA	237110	306-1.6	6-Inch Fire Service Connection	\$	\$
41	18	EA	237110	306-1.6	6-Inch Fire Hydrant Assembly & Marker (2-Port)	\$	\$
42	14	EA	237110	306-1.6	6-Inch Fire Hydrant Assembly & Marker (3-Port)	\$	\$
43	17	EA	237110	306-1.6	8-Inch Gate Valve Class 150B	\$	\$
44	51	EA	237110	306-1.6	12-Inch Gate Valve Class 150B	\$	\$
45	5	EA	237310	306-5.3	Removal of Abandoned Water Meter Box	\$	\$

BIDDING DOCUMENTS

Item	Quantity	Unit	NAICS	Payment Reference	Description	Unit Price	Extension	
46	1	LS	237110	306-5.3	Removal or Abandonment of Existing Water Facilities	 	\$	
47	168	EA	237110	306-14.1	1-Inch Water Service	\$	\$	
48	22	EA	237110	306-14.1	2-Inch Water Service Copper	\$	\$	
49	3	EA	237110	306-18	2-Inch Blowoff Valve Assembly	\$	\$	
50	3	EA	237110	306-19	1-Inch Air & Vacuum Valve	\$	\$	
51	2	EA	541370	309-4	Survey Monuments	\$	\$	
52	30,750	LF	237110	600-1.2.1.3	High-lining Removed by Contractor	\$	\$	
53	3,000	SF	237110	600-1.3.1.5	Pavement Restoration for City Forces Final Connection	\$	\$	
54	1	LS	238390	700-2.15	Clearing and Grubbing	 	\$	
55	1	LS	237990	700-2.15	Chain Link Fencing and Access Route	 	\$	
56	1	LS	561730	700-2.15	Revegetation and Erosion Control	 	\$	
57	1	LS	541690	700-2.15	Monitoring and Reporting	 	\$	
58	1	LS	541690	700-2.15	Revegetation Maintenance and Monitoring Program	 	\$	
59	1	LS	541330	701-13.8.4	Water Pollution Control Program Development	 	\$	
60	1	LS	237990	701-13.8.4	Water Pollution Control Program Implementation	 	\$	
61	1,724	LF	237110	708-6	Handling and Disposal of Non-friable Asbestos Material	\$	\$	
ESTIMATED TOTAL BASE BID:							\$	

BIDDING DOCUMENTS

Item	Quantity	Unit	NAICS	Payment Reference	Description	Unit Price	Extension
ALTERNATE A							
1	1	LS	237110	600-1.2.2.10	High-lining by the Contractor	 	\$
2	-30,750	LF	237110	600-1.2.1.3	High Lining Removed By Contractor (Base Bid Item 52)	\$	\$
ESTIMATED TOTAL FOR ALTERNATE A:							\$
ALTERNATE B							
1	6	EA	237110	600-1.3.2.10	8-Inch through 12-Inch Connections to The Existing System by Contractor	\$	\$
2	3	EA	237110	600-1.3.2.10	8-Inch through 12-Inch Cut-in Tee by Contractor	\$	\$
3	2	EA	237110	600-1.3.2.10	8-Inch through 12-Inch Cross by Contractor	\$	\$
4	-3,000	SF	237110	600-1.3.1.5	Pavement Restoration for City Forces Final Connection (Base Bid Item 53)	\$	\$
5	19	EA	237110	600-1.4.9	Cut and Plug of The Existing System by Contractor	\$	\$
ESTIMATED TOTAL FOR ALTERNATE B:							\$
ESTIMATED TOTAL FOR BASE BID PLUS ALTERNATE A AND B:							\$

TOTAL BID PRICE FOR BID (Items 1 through 61 plus Alternate A items 1 and 2, plus Alternate B, items 1 through 5, inclusive) amount written in words:

BIDDING DOCUMENTS

The Bid shall contain an acknowledgment of receipt of all addenda, the numbers of which shall be filled in on the Bid form. If an addendum or addenda has been issued by the City and not noted as being received by the Bidder, this proposal shall be rejected as being **non-responsive**. The following addenda have been received and are acknowledged in this bid: _____

The names of all persons interested in the foregoing proposal as principals are as follows:

IMPORTANT NOTICE: If Bidder or other interested person is a corporation, state secretary, treasurer, and manager thereof; if a co-partnership, state true name of firm, also names of all individual co-partners composing firm; if Bidder or other interested person is an individual, state first and last names in full.

Bidder: _____

Title: _____

Business Address: _____

Place of Business: _____

Place of Residence: _____

Signature: _____

BIDDING DOCUMENTS

NOTES:

- A. The City shall determine the low Bid based on the Base Bid plus the following Alternates: A and B.
- B. After the low Bid has been determined, the City may award the Contract for the Base Bid alone or if applicable, for the Base Bid plus any combination of alternates selected in the City's sole discretion.
- C. Prices and notations shall be in ink or typewritten. All corrections (which have been initiated by the Bidder using erasures, strike out, line out, or "white-out") shall be typed or written in with ink adjacent thereto, and shall be initialed in ink by the person signing the bid proposal.
- D. Failure to initial all corrections made in the bidding documents shall cause the Bid to be rejected as **non-responsive** and ineligible for further consideration.
- E. Blank spaces must be filled in, using figures. Bidder's failure to submit a price for any Bid item that requires the Bidder to submit a price shall render the Bid **non-responsive** and shall be cause for its rejection.
- F. Unit prices shall be entered for all unit price items. Unit prices shall not exceed two (2) decimal places. If the Unit prices entered exceed two (2) decimal places, the City will only use the first two digits after the decimal points without rounding up or down.
- G. All extensions of the unit prices bid will be subject to verification by the City. In the case of inconsistency or conflict between the product of the Quantity x Unit Price and the Extension, the product shall govern.
- H. In the case of inconsistency or conflict, between the sums of the Extensions with the estimated total Bid, the sum of the Extensions shall govern.
- I. Bids shall not contain any recapitulation of the Work. Conditional Bids will be rejected as being **non-responsive**. Alternative proposals will not be considered unless called for.

5/24/13 CW

City of San Diego

CONTRACTOR'S NAME: ORTIZ CORPORATION
 ADDRESS: 2000 MCKINLEY AVENUE, NATIONAL CITY, CA 91950
 TELEPHONE NO.: 619-434-7925 FAX NO.: 619-434-7931
 CITY CONTACT: Claudia Abarca Contract Specialist, Email: Cabarca@sandiego.gov
Phone No. (619) 533-3439, Fax No. (619) 533-3633
 JD Myers/Bdoringo/LJI



CONTRACT DOCUMENTS

FOR

WATER GROUP 616

VOLUME 2 OF 2

BID NO.:	<u>K-13-5589-DBB-3</u>
SAP NO. (WBS/IO/CC):	<u>B-00018</u>
CLIENT DEPARTMENT:	<u>2013</u>
COUNCIL DISTRICT:	<u>7</u>
PROJECT TYPE:	<u>KB</u>

THIS CONTRACT IS SUBJECT TO THE FOLLOWING:

- THE CITY'S SUBCONTRACTING PARTICIPATION REQUIREMENTS FOR SLBE PROGRAM.

**THIS BIDDING DOCUMENT TO BE SUBMITTED IN ITS ENTIRETY
 REFER TO VOLUME 1 COVER PAGE FOR TIME, DATE, AND LOCATION**

TABLE OF CONTENTS

Volume 2 - Bidding Documents

The following forms must be completed in their entirety and submitted with the Bid. Include the form(s) even if the information does not apply. Where the information does not apply write in N/A. Failure to include any of the forms may cause the Bid to be deemed **non-responsive**. If you are uncertain or have any questions about any required information, contact the City no later than 14 days prior to Bid due date.

1. Bid/Proposal.....	3-6
2. Bid Bond.....	7
3. Non-Collusion Affidavit to be executed by Bidder and Submitted with Bid under 23 USC 112 and PCC 7106.....	8
4. Contractors Certification of Pending Actions.....	9
5. Equal Benefits Ordinance Certification of Compliance.....	10
6. Proposal (Bid).....	11-17
7. Form AA35 - List of Subcontractors.....	18
8. Form AA40 - Named Equipment/Material Supplier List.....	19
9. Form AA45 - Subcontractors Additive/Deductive Alternate.....	20

BIDDING DOCUMENTS

PROPOSAL

Bidder's General Information

To the City of San Diego:

Pursuant to "Notice Inviting Bids", specifications, and requirements on file with the City Clerk, and subject to all provisions of the Charter and Ordinances of the City of San Diego and applicable laws and regulations of the United States and the State of California, the undersigned hereby proposes to furnish to the City of San Diego, complete at the prices stated herein, the items or services hereinafter mentioned. The undersigned further warrants that this bid is not made in the interest of, or on behalf of, any undisclosed person, partnership, company, association, organization, or corporation; that the bid is genuine and not collusive or sham; that the bidder has not directly or indirectly induced or solicited any other bidder to put in a false or sham bid, and has not directly or indirectly colluded, conspired, connived, or agreed with any bidder or anyone else to put in a sham bid, or that anyone shall refrain from bidding; that the bidder has not in any manner, directly or indirectly, sought by agreement, communication, or conference with anyone to fix the bid price of the bidder or any other bidder, or to fix any overhead, profit, or cost element of the bid price, or of that of any other bidder, or to secure any advantage against the public body awarding the contract of anyone interested in the proposed contract; that all statements contained in the bid are true; and, further, that the bidder has not, directly or indirectly, submitted his or her bid price or any breakdown thereof, or the contents thereof, or divulged information or data relative thereto, or paid, and will not pay, any fee to any corporation, partnership, company, association, organization, bid depository, or to any member or agent thereof to effectuate a collusive or sham bid.

The undersigned bidder(s) further warrants that bidder(s) has thoroughly examined and understands the entire Contract Documents (plans and specifications) and the Bidding Documents therefore, and that by submitting said Bidding Documents as its bid proposal, bidder(s) acknowledges and is bound by the entire Contract Documents, including any addenda issued thereto, as such Contract Documents incorporated by reference in the Bidding Documents.

IF A SOLE OWNER OR SOLE CONTRACTOR SIGN HERE:

- (1) Name under which business is conducted N/A
- (2) Signature (Given and surname) of proprietor _____
- (3) Place of Business (Street & Number) _____
- (4) City and State _____ Zip Code _____
- (5) Telephone No. _____ Facsimile No. _____

IF A PARTNERSHIP, SIGN HERE:

- (1) Name under which business is conducted N/A
- (2) Name of each member of partnership, indicate character of each partner, general or special (limited):

BIDDING DOCUMENTS

(3) Signature (Note: Signature must be made by a general partner)

Full Name and Character of partner

(4) Place of Business (Street & Number) _____

(5) City and State _____ Zip Code _____

(6) Telephone No. _____ Facsimile No. _____

IF A CORPORATION, SIGN HERE:

(1) Name under which business is conducted ORTIZ CORPORATION

(2) Signature, with official title of officer authorized to sign for the corporation:

Marcelino E. Ortiz
(Signature)

MARCELINO E. ORTIZ

(Printed Name)

PRESIDENT

(Title of Officer)

(Impress Corporate Seal Here)

(3) Incorporated under the laws of the State of A

(4) Place of Business (Street & Number) 2000 MCKINLEY AVENUE

(5) City and State NATIONAL CITY, CA Zip Code 91950

(6) Telephone No. 619-434-7925 Facsimile No. 619-434-7931

BIDDING DOCUMENTS

THE FOLLOWING SECTIONS MUST BE FILLED IN BY ALL PROPOSERS:

In accordance with the "NOTICE INVITING BIDS", the bidder holds a California State Contractor's license for the following classification(s) to perform the work described in these specifications:

LICENSE CLASSIFICATION **A**

LICENSE NO. **602454** EXPIRES **SEPTEMBER 30TH** , **2014**

This license classification must also be shown on the front of the bid envelope. Failure to show license classification on the bid envelope may cause return of the bid unopened.

TAX IDENTIFICATION NUMBER (TIN): **9418000**

E-Mail Address: **Lucy@ortizcorporation.com/ Jose@ortizcorporation.com**

BIDDING DOCUMENTS

NON-COLLUSION AFFIDAVIT TO BE EXECUTED BY BIDDER AND SUBMITTED WITH BID UNDER 23 UNITED STATES CODE 112 AND PUBLIC CONTRACT CODE 7106

State of California)
County of SAN DIEGO) ss.

MARCELIN E. ORTIZ, being first duly sworn, deposes and says that he or she is PRESIDENT of the party making the foregoing bid that the bid is not made in the interest of, or on behalf of, any undisclosed person, partnership, company, association, organization, or corporation; that the bid is genuine and not collusive or sham; that the bidder has not directly or indirectly induced or solicited any other bidder to put in a false or sham bid, and has not directly or indirectly colluded, conspired, connived, or agreed with any bidder or anyone else to put in a sham bid, or that anyone shall refrain from bidding; that the bidder has not in any manner, directly or indirectly, sought by agreement, communication, or conference with anyone to fix the bid price of the bidder or any other bidder, or to fix any overhead, profit, or cost element of the bid price, or of that of any other bidder, or to secure any advantage against the public body awarding the contract of anyone interested in the proposed contract; that all statements contained in the bid are true; and further, that the bidder has not, directly or indirectly, submitted his or her bid price or any breakdown thereof, or the contents thereof, or divulged information or data relative thereto, or paid, and will not pay, any fee to any corporation, partnership, company association, organization, bid depository, or to any member or agent thereof to effectuate a collusive or sham bid.


Signed: [Handwritten Signature]
Title: PRESIDENT

State of California
County of San Diego

Subscribed and sworn to (or affirmed) before me this 23 day of May, 2013, by Marcelin E. Ortiz, prov. 1 to me on the basis of satisfactory evidence to be the person (s) who appeared before me.

Subscribed and sworn to before me this 23 day of May, 2013
[Handwritten Signature]
Notary Public

[Handwritten Signature] (Seal)



BIDDING DOCUMENTS

CONTRACTORS CERTIFICATION OF PENDING ACTIONS

As part of its bid or proposal (Non-Price Proposal in the case of Design-Build contracts), the Bidder shall provide to the City a list of all instances within the past ten years where a complaint was filed or pending against the Bidder in a legal or administrative proceeding alleging that Bidder discriminated against its employees, subcontractors, vendors or suppliers, and a description of the status or resolution of that complaint, including any remedial action taken.


CHECK ONE BOX ONLY.

- The undersigned certifies that within the past 10 years the Bidder has NOT been the subject of a complaint or pending action in a legal administrative proceeding alleging that Bidder discriminated against its employees, subcontractors, vendors or suppliers.
- The undersigned certifies that within the past 10 years the Bidder has been the subject of a complaint or pending action in a legal administrative proceeding alleging that Bidder discriminated against its employees, subcontractors, vendors or suppliers. A description of the status or resolution of that complaint, including any remedial action taken and the applicable dates is as follows:

DATE OF CLAIM	LOCATION	DESCRIPTION OF CLAIM	LITIGATION (Y/N)	STATUS	RESOLUTION/REMEDIAL ACTION TAKEN

Contractor Name: ORTIZ CORPORATION

Certified By MARCELINO E. ORTIZ Title PRESIDENT
Name


Signature

Date 5/23/2013

USE ADDITIONAL FORMS AS NECESSARY

BIDDING DOCUMENTS

**EQUAL BENEFITS ORDINANCE
CERTIFICATION OF COMPLIANCE**



For additional information, contact:

CITY OF SAN DIEGO

EQUAL BENEFITS PROGRAM

202 C Street, MS 9A, San Diego, CA 92101

Phone (619) 533-3948 Fax (619) 533-3220

COMPANY INFORMATION

Company Name: **ORTIZ CORPORATION**

Contact Name: **LUCY ORTI Z**

Company Address: **2000 MCKINLEY AVENUE
NATIONAL CITY, CA 91950**

Contact Phone: **619-434-7925**

Contact Email: **Lucy@ortizcorporation.com**

CONTRACT INFORMATION

Contract Title: **WATER GROUP 616**

Start Date: **AUG 2013**

Contract Number (if no number, state location): **K-13-5589-DBB-3**

End Date: **APR 2015**

SUMMARY OF EQUAL BENEFITS ORDINANCE REQUIREMENTS

The Equal Benefits Ordinance [EBO] requires the City to enter into contracts only with contractors who certify they will provide and maintain equal benefits as defined in SDMC §22.4302 for the duration of the contract. To comply:

- Contractor shall offer equal benefits to employees with spouses and employees with domestic partners.
 - Benefits include health, dental, vision insurance; pension/401(k) plans; bereavement, family, parental leave; discounts, child care; travel/relocation expenses; employee assistance programs; credit union membership; or any other benefit.
 - Any benefit not offer an employee with a spouse, is not required to be offered to an employee with a domestic partner.
- Contractor shall post notice of firm's equal benefits policy in the workplace and notify employees at time of hire and during open enrollment periods.
- Contractor shall allow City access to records, when requested, to confirm compliance with EBO requirements.
- Contractor shall submit *EBO Certification of Compliance*, signed under penalty of perjury, prior to award of contract.

NOTE: This summary is provided for convenience. Full text of the EBO and Rules Implementing the EBO are available at www.sandiego.gov/administration.

CONTRACTOR EQUAL BENEFITS ORDINANCE CERTIFICATION

Please indicate your firm's compliance status with the EBO. The City may request supporting documentation.

- I affirm **compliance** with the EBO because my firm (*contractor must select one reason*):
 - Provides equal benefits to spouses and domestic partners.
 - Provides no benefits to spouses or domestic partners.
 - Has no employees.
 - Has collective bargaining agreement(s) in place prior to January 1, 2011, that has not been renewed or expired.
- I request the City's approval to pay affected employees a cash equivalent in lieu of equal benefits and verify my firm made a reasonable effort but is not able to provide equal benefits upon contract award. I agree to notify employees of the availability of a cash equivalent for benefits available to spouses but not domestic partners and to continue to make every reasonable effort to extend all available benefits to domestic partners.

It is unlawful for any contractor to knowingly submit any false information to the City regarding equal benefits or cash equivalent associated with the execution, award, amendment, or administration of any contract. [San Diego Municipal Code §22.4307(a)]

Under penalty of perjury under laws of the State of California, I certify the above information is true and correct. I further certify that my firm understands the requirements of the Equal Benefits Ordinance and will provide and maintain equal benefits for the duration of the contract or pay a cash equivalent if authorized by the City.

MARCELINO E. ORTIZ/PRESIDENT

5/23/2013

Name/Title of Signatory

Signature

Date

FOR OFFICIAL CITY USE ONLY

Receipt Date: _____ EBO Analyst: _____ Approved Not Approved – Reason: _____

rev 02/15/2011

BIDDING DOCUMENTS

PROPOSAL (BID)

The Bidder agrees to the construction of **WATER GROUP 616**, for the City of San Diego, in accordance with these contract documents for the prices listed below. The Bidder guarantees the Contract Price for a period of 120 days (90 days for federally funded contracts and contracts valued at \$500,000 or less) from the date of Bid opening to Award of the Contract. The duration of the Contract Price guarantee shall be extended by the number of days required for the City to obtain all items necessary to fulfill all conditions precedent e.g., bond and insurance.

Item	Quantity	Unit	NAICS	Payment Reference	Description	Unit Price	Extension
BASE BID							
1	1	LS	524126	2-4.1	Bonds (Payment and Performance)	 	\$ 27,000.00
2	1	EA	541214	3-3.2.2.1	Certified Payroll	\$ 50.00	\$ 50.00
3	1	LS	238990	7-9.1.1	Video Recording Existing Conditions	 	\$ 1,750.00
4	1	LS	237310	7-10.2.6	Traffic Control	 	\$ 115,000.00
5	1	LS	237310	7-10.2.6	Flashing Arrow Boards	 	\$ 5,000.00
6	1	AL	237310	7-10.2.6	Portable Changeable Message Signs (PCMS) - Type I	 	\$3,250.00
7	1	LS	237110	9-3.4.1	Mobilization	 	\$ 28,000.00
8	1	AL		9-3.5	Field Orders - Type II	 	\$180,000.00
9	12	CY	237310	300-1.4	Additional Pavement Removal & Disposal	\$ 50.00	\$ 600.00
10	13	EA	237310	301-1.7	Adjusting Existing Gate Valve Covers to Grade	\$ 325.00	\$ 4,225.00
11	33	EA	237310	301-1.7	Adjusting Existing Manhole Frames & Covers to Grade	\$ 550.00	\$ 18,150.00
12	4	EA	237310	302-1.12	Traffic Detector Loop Replacement	\$ 600.00	\$ 2,400.00

BIDDING DOCUMENTS

Item	Quantity	Unit	NAICS	Payment Reference	Description	Unit Price	Extension
13	44,444	LF	237310	302-1.12	Cold Mill AC Pavement (> 1 1/2 - 3")	\$ 1.45	\$ 64,443.80
14	20	TON	237310	302-3.2	Asphalt Pavement Repair	\$ 250.00	\$ 5,000.00
15	74,252	SF	237310	302-4.12.4	Rubber Polymer Modified Slurry Type II and Striping	\$ 0.41	\$ 30,443.32
16	5,000	SF	237310	302-5.2.1	Pavement Restoration Adjacent to Trench	\$ 7.00	\$ 35,000.00
17	7,668	TON	237310	302-5.9	1-1/2 Inch Asphalt Concrete Overlay and Striping	\$ 90.00	\$ 690,120.00
18	46,000	SY	237310	302-7.4	Pavement Fabric	\$ 2.20	\$ 101,200.00
19	50	LB	237310	302-14.5	Crack Seal	\$ 22.00	\$ 1,100.00
20	4	EA	237110	303-1.11	Slope Protection Installation	\$ 3,000.00	\$ 12,000.00
21	2,415	SF	237310	303-5.9	Cross Gutter	\$ 10.00	\$ 24,150.00
22	230	LF	237310	303-5.9	Additional Curb and Gutter	\$ 26.00	\$ 5,980.00
23	570	SF	237310	303-5.9	Additional Sidewalk Removal and Replacement	\$ 6.00	\$ 3,420.00
24	6	EA	237310	303-5.10.2	Curb Ramp Type A with Stainless Steel Detectable Warning Tiles	\$ 2,200.00	\$ 13,200.00
25	4	EA	237310	303-5.10.2	Curb Ramp Type D with Detectable Warning Tiles	\$ 1,750.00	\$ 7,000.00
26	2	EA	237310	303-5.10.2	Curb Ramp Type C-2 with Stainless Steel Detectable Warning Tiles	\$ 2,200.00	\$ 4,400.00
27	2	EA	237310	303-5.10.2	Curb Ramp Type C-2 with Detectable Warning Tiles	\$ 2,050.00	\$ 4,100.00
28	6	EA	237310	303-5.10.2	Curb Ramp Type C-1 with Stainless Steel Detectable Warning Tiles	\$ 2,200.00	\$ 13,200.00

BIDDING DOCUMENTS

Item	Quantity	Unit	NAICS	Payment Reference	Description	Unit Price	Extension
29	39	EA	237310	303-5.10.2	Curb Ramp Type C-1 with Detectable Warning Tiles	\$ 2,050.00	\$ 79,950.00
30	500	CY	237110	306-1.2.1.1	Additional Bedding	\$ 12.00	\$ 6,000.00
31	1	LS	237110	306-1.1.6	Trench Shoring	\$ 18,000.00	\$ 18,000.00
32	565	TON	237310	306-1.5.1	Temporary Resurfacing	\$ 100.00	\$ 56,500.00
33	1	EA	237110	306-1.6	2-Inch Water Service Transfers	\$ 1,500.00	\$ 1,500.00
34	1	EA	237110	306-1.6	4" Fire Service Connection	\$ 3,000.00	\$ 3,000.00
35	500	TON	237110	306-1.6	Imported Backfill	\$ 38.00	\$ 19,000.00
36	3,484	LF	237110	306-1.6	8-Inch Water Main-Class 235	\$ 60.00	\$ 209,040.00
37	7,042	LF	237110	306-1.6	12-Inch Water Main, Class 235	\$ 78.00	\$ 549,276.00
38	517	LF	237110	306-1.6	8-Inch Water Main-Class 305	\$ 63.00	\$ 32,571.00
39	4,826	LF	237110	306-1.6	12-Inch Water Main, Class 305	\$ 87.00	\$ 419,862.00
40	1	EA	237110	306-1.6	6-Inch Fire Service Connection	\$ 3,200.00	\$ 3,200.00
41	18	EA	237110	306-1.6	6-Inch Fire Hydrant Assembly & Marker (2-Port)	\$ 5,200.00	\$ 93,600.00
42	14	EA	237110	306-1.6	6-Inch Fire Hydrant Assembly & Marker (3-Port)	\$ 5,600.00	\$ 78,400.00
43	17	EA	237110	306-1.6	8-Inch Gate Valve Class 150B	\$ 1,400.00	\$ 23,800.00
44	51	EA	237110	306-1.6	12-Inch Gate Valve Class 150B	\$ 2,150.00	\$ 109,650.00
45	5	EA	237310	306-5.3	Removal of Abandoned Water Meter Box	\$ 350.00	\$ 1,750.00

BIDDING DOCUMENTS

Item	Quantity	Unit	NAICS	Payment Reference	Description	Unit Price	Extension
46	1	LS	237110	306-5.3	Removal or Abandonment of Existing Water Facilities	 	\$ 2,500.00
47	168	EA	237110	306-14.1	1-Inch Water Service	\$ 1,550.00	\$ 260,400.00
48	22	EA	237110	306-14.1	2-Inch Water Service Copper	\$ 2,850.00	\$ 62,700.00
49	3	EA	237110	306-18	2-Inch Blowoff Valve Assembly	\$ 3,650.00	\$ 10,950.00
50	3	EA	237110	306-19	1-Inch Air & Vacuum Valve	\$ 4,150.00	\$ 12,450.00
51	2	EA	541370	309-4	Survey Monuments	\$ 650.00	\$ 1,300.00
52	30,750	LF	237110	600-1.2.1.3	High-lining Removed by Contractor	\$ 2.00	\$ 61,500.00
53	3,000	SF	237110	600-1.3.1.5	Pavement Restoration for City Forces Final Connection	\$ 12.00	\$ 36,000.00
54	1	LS	238390	700-2.15	Clearing and Grubbing	 	\$ 10,000.00
55	1	LS	237990	700-2.15	Chain Link Fencing and Access Route	 	\$ 7,500.00
56	1	LS	561730	700-2.15	Revegetation and Erosion Control	 	\$ 15,000.00
57	1	LS	541690	700-2.15	Monitoring and Reporting	 	\$ 11,500.00
58	1	LS	541690	700-2.15	Revegetation Maintenance and Monitoring Program	 	\$ 14,000.00
59	1	LS	541330	701-13.8.4	Water Pollution Control Program Development	 	\$ 550.00
60	1	LS	237990	701-13.8.4	Water Pollution Control Program Implementation	 	\$ 2,000.00
61	1,724	LF	237110	708-6	Handling and Disposal of Non-friable Asbestos Material	\$ 9.00	\$ 15,516.00
ESTIMATED TOTAL BASE BID:							\$ 3,629,147.12

BIDDING DOCUMENTS

Item	Quantity	Unit	NAICS	Payment Reference	Description	Unit Price	Extension
ALTERNATE A							
1	1	LS	237110	600-1.2.2.10	High-lining by the Contractor	 	\$ 170,000.00
2	-30,750	LF	237110	600-1.2.1.3	High Lining Removed By Contractor (Base Bid Item 52)	\$ 2.00	\$ -61,500.00
ESTIMATED TOTAL FOR ALTERNATE A:							\$ 108,500.00
ALTERNATE B							
1	6	EA	237110	600-1.3.2.10	8-Inch through 12-Inch Connections to The Existing System by Contractor	\$ 3,500.00	\$ 21,000.00
2	3	EA	237110	600-1.3.2.10	8-Inch through 12-Inch Cut-in Tee by Contractor	\$ 6,000.00	\$ 18,000.00
3	2	EA	237110	600-1.3.2.10	8-Inch through 12-Inch Cross by Contractor	\$ 8,000.00	\$ 16,000.00
4	-3,000	SF	237110	600-1.3.1.5	Pavement Restoration for City Forces Final Connection (Base Bid Item 53)	\$ 12.00	\$ -36,000.00
5	19	EA	237110	600-1.4.9	Cut and Plug of The Existing System by Contractor	\$ 2,500.00	\$ 47,500.00
ESTIMATED TOTAL FOR ALTERNATE B:							\$ 66,500.00
ESTIMATED TOTAL FOR BASE BID PLUS ALTERNATE A AND B:							\$3,804,147.12

TOTAL BID PRICE FOR BID (Items 1 through 61 plus Alternate A items 1 and 2, plus Alternate B, items 1 through 5, inclusive) amount written in words:

THREE MILLION, EIGHT HUNDRED FOUR THOUSAND, ONE HUNDRED FORTY SEVEN DOLLARS & TWELVE CENTS

BIDDING DOCUMENTS

The Bid shall contain an acknowledgment of receipt of all addenda, the numbers of which shall be filled in on the Bid form. If an addendum or addenda has been issued by the City and not noted as being received by the Bidder, this proposal shall be rejected as being **non-responsive**. The following addenda have been received and are acknowledged in this bid: A, B

The names of all persons interested in the foregoing proposal as principals are as follows:

MARCELINO E. ORTIZ- PRESIDENT

AIDA BANGHART-VICE PRESIDENT

TERESA O. ORTIZ- SECRETARY

IMPORTANT NOTICE: If Bidder or other interested person is a corporation, state secretary, treasurer, and manager thereof; if a co-partnership, state true name of firm, also names of all individual co-partners composing firm; if Bidder or other interested person is an individual, state first and last names in full.


Bidder: **MARCELINO E. ORTIZ for ORTIZ CORPORATION**

Title: **PRESIDENT**

Business Address: **2000 MCKINLEY AVENUE, NATIONAL CITY, CA 91950**

Place of Business: **2000 MCKINLEY AVENUE, NATIONAL CITY, CA 91950**

Place of Residence: **1101 MAJESTAD LANE, CHULA VISTA, CA 91910**

Signature: 

BIDDING DOCUMENTS

NOTES:

- A. The City shall determine the low Bid based on the Base Bid plus the following Alternates: A and B.
- B. After the low Bid has been determined, the City may award the Contract for the Base Bid alone or if applicable, for the Base Bid plus any combination of alternates selected in the City's sole discretion.
- C. Prices and notations shall be in ink or typewritten. All corrections (which have been initiated by the Bidder using erasures, strike out, line out, or "white-out") shall be typed or written in with ink adjacent thereto, and shall be initialed in ink by the person signing the bid proposal.
- D. Failure to initial all corrections made in the bidding documents shall cause the Bid to be rejected as **non-responsive** and ineligible for further consideration.
- E. Blank spaces must be filled in, using figures. Bidder's failure to submit a price for any Bid item that requires the Bidder to submit a price shall render the Bid **non-responsive** and shall be cause for its rejection.
- F. Unit prices shall be entered for all unit price items. Unit prices shall not exceed two (2) decimal places. If the Unit prices entered exceed two (2) decimal places, the City will only use the first two digits after the decimal points without rounding up or down.
- G. All extensions of the unit prices bid will be subject to verification by the City. In the case of inconsistency or conflict between the product of the Quantity x Unit Price and the Extension, the product shall govern.
- H. In the case of inconsistency or conflict, between the sums of the Extensions with the estimated total Bid, the sum of the Extensions shall govern.
- I. Bids shall not contain any recapitulation of the Work. Conditional Bids will be rejected as being **non-responsive**. Alternative proposals will not be considered unless called for.

BIDDING DOCUMENTS

LIST OF SUBCONTRACTORS

In accordance with the requirements provided in the "Subletting and Subcontracting Fair Practices Act", Division 2, Part 1, Chapter 4 of the Public Contract Code, the Bidder shall list below the name and address of each Subcontractor who will perform work, labor, render services or specially fabricates and installs a portion [type] of the work or improvement, in an amount in excess of 0.5% of the Contractor's total Bid. The Bidder shall also list below the portion of the work which will be done by each subcontractor under this Contract. The Contractor shall list only one Subcontractor for each portion of the Work. The **DOLLAR VALUE** of the total Bid to be performed shall be stated for all subcontractors listed. Failure to comply with this requirement shall result in the Bid being rejected as **non-responsive** and ineligible for award. The Bidder's attention is directed to the Special Provisions - General; Paragraph 2-3 Subcontracts, which stipulates the percent of the Work to be performed with the Bidders' own forces. The Bidder shall list all SLBE, ELBE, DBE, DVBE, MBE, WBE, OBE, SDB, WoSB, HUBZone, and SDVOSB Subcontractors that Bidders are seeking recognition towards achieving any mandatory, voluntary, or both subcontracting participation percentages.

NAME, ADDRESS AND TELEPHONE NUMBER OF SUBCONTRACTOR	CONSTRUCTOR OR DESIGNER	TYPE OF WORK	DOLLAR VALUE OF SUBCONTRACT	MBE, WBE, DBE, DVBE, OBE, ELBE, SLBE, SDB, WoSB, HUBZone, OR SDVOSB	WHERE CERTIFIED	CHECK IF JOINT VENTURE PARTNERSHIP
Name: <u>PAL GENERAL ENGINEERING</u> Address: <u>5374 EASTGATE MALL</u> City: <u>SAN DIEGO</u> State: <u>CA</u> Zip: <u>92121</u> Phone: <u>858-638-7100</u>	CONSTRUCTOR	ASPHALT PAVING	\$792,502.20	ELBE	CITY OF SAN DIEGO	N/A
Name: <u>LAMPRIDES ENVIRONMENTAL</u> Address: <u>4856 FIR STREET</u> City: <u>SAN DIEGO</u> State: <u>CA</u> Zip: <u>92102</u> Phone: <u>619-981-1398</u>	CONSTRUCTOR	REVEGETATION/ MONITORING	\$19,067.00	OBE	N/A	N/A
Name: <u>YBS CONCRETE, INC.</u> Address: <u>642 3RD AVE</u> City: <u>CHULA VISTA</u> State: <u>CA</u> Zip: <u>91910</u> Phone: <u>619-726-7317</u>	CONSTRUCTOR	CURB RAMPS	\$134,285.00	SLBE	CITY OF SAN DIEGO	N/A

① As appropriate, Bidder shall identify Subcontractor as one of the following and shall include a valid proof of certification (except for OBE, SLBE and ELBE):

Certified Minority Business Enterprise	MBE	Certified Woman Business Enterprise	WBE
Certified Disadvantaged Business Enterprise	DBE	Certified Disabled Veteran Business Enterprise	DVBE
Other Business Enterprise	OBE	Certified Emerging Local Business Enterprise	ELBE
Certified Small Local Business Enterprise	SLBE	Small Disadvantaged Business	SDB
Woman-Owned Small Business	WoSB	HUBZone Business	HUBZone
Service-Disabled Veteran Owned Small Business	SDVOSB		

*0.2604
CA*

② As appropriate, Bidder shall indicate if Subcontractor is certified by:

City of San Diego	CITY	State of California Department of Transportation	CALTRANS
California Public Utilities Commission	CPUC	San Diego Regional Minority Supplier Diversity Council	SRMSDC
State of California's Department of General Services	CADoGS	City of Los Angeles	LA
State of California	CA	U.S. Small Business Administration	SBA

The Bidder will not receive any subcontracting participation percentages if the Bidder fails to submit the required proof of certification.

BIDDING DOCUMENTS

LIST OF SUBCONTRACTORS

In accordance with the requirements provided in the "Subletting and Subcontracting Fair Practices Act", Division 2, Part 1, Chapter 4 of the Public Contract Code, the Bidder shall list below the name and address of each Subcontractor who will perform work, labor, render services or specially fabricates and installs a portion [type] of the work or improvement, in an amount in excess of 0.5% of the Contractor's total Bid. The Bidder shall also list below the portion of the work which will be done by each subcontractor under this Contract. The Contractor shall list only one Subcontractor for each portion of the Work. The **DOLLAR VALUE** of the total Bid to be performed shall be stated for all subcontractors listed. Failure to comply with this requirement shall result in the Bid being rejected as **non-responsive** and ineligible for award. The Bidder's attention is directed to the Special Provisions - General; Paragraph 2-3 Subcontracts, which stipulates the percent of the Work to be performed with the Bidders' own forces. The Bidder shall list all SLBE, ELBE, DBE, DVBE, MBE, WBE, OBE, SDB, WoSB, HUBZone, and SDVOSB Subcontractors that Bidders are seeking recognition towards achieving any mandatory, voluntary, or both subcontracting participation percentages.

NAME, ADDRESS AND TELEPHONE NUMBER OF SUBCONTRACTOR	CONSTRUCTOR OR DESIGNER	TYPE OF WORK	DOLLAR VALUE OF SUBCONTRACT	MBE, WBE, DBE, DVBE, OBE, ELBE, SLBE, SDB, WoSB, HUBZone, OR SDVOSB	WHERE CERTIFIED	CHECK IF JOINT VENTURE PARTNERSHIP
Name: STATEWIDE STRIPES, INC. Address: P.O. BOX 900287 City: SAN DIEGO State: CA Zip: 92190 Phone: 858-560-6887	CONSTRUCTOR	STRIPING	\$13,984.00	OBE	N/A	N/A
Name: AMERICAN ASPHALT SOUTH, INC Address: 14436 SANTA ANA AVE City: FONTANA State: CA Zip: 92337 Phone: 909-427-8276	CONSTRUCTOR	SLURRY SEAL	\$26,988.20	OBE	N/A	N/A
Name: MC GRATH CONSULTING Address: P.O. BOX 20205 City: EL CAJON State: CA Zip: 92021 Phone: 619-465-7411	CONSTRUCTOR SERVICE	WATER POLLUTION C. PLAN	\$490.00	SLBE	CITY OF SAN DIEGO	N/A

① As appropriate, Bidder shall identify Subcontractor as one of the following and shall include a valid proof of certification (except for OBE, SLBE and ELBE):

Certified Minority Business Enterprise	MBE	Certified Woman Business Enterprise	WBE
Certified Disadvantaged Business Enterprise	DBE	Certified Disabled Veteran Business Enterprise	DVBE
Other Business Enterprise	OBE	Certified Emerging Local Business Enterprise	ELBE
Certified Small Local Business Enterprise	SLBE	Small Disadvantaged Business	SDB
Woman-Owned Small Business	WoSB	HUBZone Business	HUBZone
Service-Disabled Veteran Owned Small Business	SDVOSB		

② As appropriate, Bidder shall indicate if Subcontractor is certified by:

City of San Diego	CITY	State of California Department of Transportation	CALTRANS
California Public Utilities Commission	CPUC	San Diego Regional Minority Supplier Diversity Council	SRMSDC
State of California's Department of General Services	CADoGS	City of Los Angeles	LA
State of California	CA	U.S. Small Business Administration	SBA

The Bidder will not receive any subcontracting participation percentages if the Bidder fails to submit the required proof of certification.

BIDDING DOCUMENTS

LIST OF SUBCONTRACTORS

In accordance with the requirements provided in the "Subletting and Subcontracting Fair Practices Act", Division 2, Part 1, Chapter 4 of the Public Contract Code, the Bidder shall list below the name and address of each Subcontractor who will perform work, labor, render services or specially fabricates and installs a portion [type] of the work or improvement, in an amount in excess of 0.5% of the Contractor's total Bid. The Bidder shall also list below the portion of the work which will be done by each subcontractor under this Contract. The Contractor shall list only one Subcontractor for each portion of the Work. The **DOLLAR VALUE** of the total Bid to be performed shall be stated for all subcontractors listed. Failure to comply with this requirement shall result in the Bid being rejected as **non-responsive** and ineligible for award. The Bidder's attention is directed to the Special Provisions - General; Paragraph 2-3 Subcontracts, which stipulates the percent of the Work to be performed with the Bidders' own forces. The Bidder shall list all SLBE, ELBE, DBE, DVBE, MBE, WBE, OBE, SDB, WoSB, HUBZone, and SDVOSB Subcontractors that Bidders are seeking recognition towards achieving any mandatory, voluntary, or both subcontracting participation percentages.

NAME, ADDRESS AND TELEPHONE NUMBER OF SUBCONTRACTOR	CONSTRUCTOR OR DESIGNER	TYPE OF WORK	DOLLAR VALUE OF SUBCONTRACT	MBE, WBE, DBE, DVBE, OBE, ELBE, SLBE, SDB, WoSB, HUBZone, OR SDVOSB [Ⓞ]	WHERE CERTIFIED [Ⓞ]	CHECK IF JOINT VENTURE PARTNERSHIP
Name: PERRY ELECTRIC Address: P.O. BOX 710130 City: SANTEE State: CA Zip: 92072 Phone: 619-449-0045	CONSTRUCTOR	TRAFFIC LOOP	\$2,200.00	SLBE	CITY OF SAN DIEGO	N/A
Name: JPS LEGAL VIDEO Address: 455 S. OAKHURST DR#6 City: BEVERLY HILLS State: CA Zip: 90212 Phone: 310-869-0715	CONSTRUCTOR SEVICE	PRECON VIDEO	\$1,305.00	OBE	N/A	N/A
Name: _____ Address: _____ City: _____ State: _____ Zip: _____ Phone: _____						

① As appropriate, Bidder shall identify Subcontractor as one of the following and shall include a valid proof of certification (except for OBE, SLBE and ELBE):

Certified Minority Business Enterprise	MBE	Certified Woman Business Enterprise	WBE
Certified Disadvantaged Business Enterprise	DBE	Certified Disabled Veteran Business Enterprise	DVBE
Other Business Enterprise	OBE	Certified Emerging Local Business Enterprise	ELBE
Certified Small Local Business Enterprise	SLBE	Small Disadvantaged Business	SDB
Woman-Owned Small Business	WoSB	HUBZone Business	HUBZone
Service-Disabled Veteran Owned Small Business	SDVOSB		

② As appropriate, Bidder shall indicate if Subcontractor is certified by:

City of San Diego	CITY	State of California Department of Transportation	CALTRANS
California Public Utilities Commission	CPUC	San Diego Regional Minority Supplier Diversity Council	SRMSDC
State of California's Department of General Services	CADoGS	City of Los Angeles	LA
State of California	CA	U.S. Small Business Administration	SBA

The Bidder will not receive any subcontracting participation percentages if the Bidder fails to submit the required proof of certification.

BIDDING DOCUMENTS

NAMED EQUIPMENT/MATERIAL SUPPLIER LIST

The Bidder seeking the recognition of equipment, materials, or supplies obtained from Suppliers towards achieving any mandatory, voluntary, or both subcontracting participation percentages shall list the Supplier(s) on the Named Equipment/Material Supplier List. The Named Equipment/Material Supplier List, at a minimum, shall have the name, locations (City) and the **DOLLAR VALUE** of the Suppliers. The Bidder will be credited up to 60% of the amount to be paid to the Suppliers for such materials and supplies unless vendor manufactures or substantially alters materials and supplies in which case 100% will be credited. The Bidder is to indicate (Yes/No) whether listed firm is a supplier or manufacturer. In calculating the subcontractor participation percentages, vendors/suppliers will receive 60% credit of the listed **DOLLAR VALUE**, whereas manufacturers will receive 100% credit. If no indication provided, listed firm will be credited at 60% of the listed dollar value for purposes of calculating the Subcontractor Participation Percentage, Suppliers will receive 60% credit of the listed **DOLLAR VALUE**, whereas manufacturers will receive 100% credit. If no indication provided, listed firm will be credited at 60% of the listed **DOLLAR VALUE** for purposes of calculating the subcontractor participation percentages.

NAME, ADDRESS AND TELEPHONE NUMBER OF VENDOR/SUPPLIER	MATERIALS OR SUPPLIES	DOLLAR VALUE OF MATERIAL OR SUPPLIES	SUPPLIER (Yes/No)	MANUFACTURER (Yes/No)	MBE, WBE, DBE, DVBE, OBE, ELBE, SLBE, SDB, WoSB, HUBZone, OR SDVOSB®	WHERE CERTIFIED®
Name: _____ Address: _____ City: _____ State: _____ Zip: _____ Phone: _____						
Name: _____ Address: _____ City: _____ State: _____ Zip: _____ Phone: _____						
Name: _____ Address: _____ City: _____ State: _____ Zip: _____ Phone: _____						

① As appropriate, Bidder shall identify Vendor/Supplier as one of the following and shall include a valid proof of certification (except for OBE, SLBE and ELBE):

Certified Minority Business Enterprise	MBE	Certified Woman Business Enterprise	WBE
Certified Disadvantaged Business Enterprise	DBE	Certified Disabled Veteran Business Enterprise	DVBE
Other Business Enterprise	OBE	Certified Emerging Local Business Enterprise	ELBE
Certified Small Local Business Enterprise	SLBE	Small Disadvantaged Business	SDB
Woman-Owned Small Business	WoSB	HUBZone Business	HUBZone
Service-Disabled Veteran Owned Small Business	SDVOSB		

② As appropriate, Bidder shall indicate if Vendor/Supplier is certified by:

City of San Diego	CITY	State of California Department of Transportation	CALTRANS
California Public Utilities Commission	CPUC	San Diego Regional Minority Supplier Diversity Council	SRMSDC
State of California's Department of General Services	CADoGS	City of Los Angeles	LA
State of California	CA	U.S. Small Business Administration	SBA

The Bidder will not receive any subcontracting participation percentages if the Bidder fails to submit the required proof of certification.

BIDDING DOCUMENTS

**SUBCONTRACTORS ADDITIVE/DEDUCTIVE ALTERNATE
(USE ONLY WHEN ADDITIVE ALTERNATES ARE REQUIRED)**

Bidder shall list all Subcontractors described in the Bidder's *Base Bid* whose percentage of work will increase or decrease if alternates are selected for award. Bidder shall also list additional Subcontractors not described in the Bidder's *Base Bid* who, as a result of the alternates, will perform work or labor, or render services, or specially fabricate and install a portion [type] of work or improvements in an amount in excess of 0.5%.. The Bidder shall list all SLBE, ELBE, DBE, DVBE, MBE, WBE, OBE, SDB, WoSB, HUBZone, and SDVOSB Subcontractors that Bidders are seeking recognition towards achieving any mandatory, voluntary, or both subcontracting participation percentages.

ADDITIVE/ DEDUCTIVE ALTERNATE	NAME, ADDRESS AND TELEPHONE NUMBER OF SUBCONTRACTOR	CONSTRUCTOR OR DESIGNER	TYPE OF WORK	DOLLAR VALUE OF SUBCONTRACT	MBE, WBE, DBE, DVBE, OBE, ELBE, SLBE, SDB, WoSB, HUBZone, OR SDVOSB	WHERE CERTIFIED	CHECK IF JOINT VENTURE PARTNERSHIP
	Name: _____ Address: _____ City: _____ State: _____ Zip: _____ Phone: _____						
	Name: _____ Address: _____ City: _____ State: _____ Zip: _____ Phone: _____						
	Name: _____ Address: _____ City: _____ State: _____ Zip: _____ Phone: _____						
	Name: _____ Address: _____ City: _____ State: _____ Zip: _____ Phone: _____						

① As appropriate, Bidder shall identify Subcontractor as one of the following and shall include a valid proof of certification (except for OBE, SLBE and ELBE):

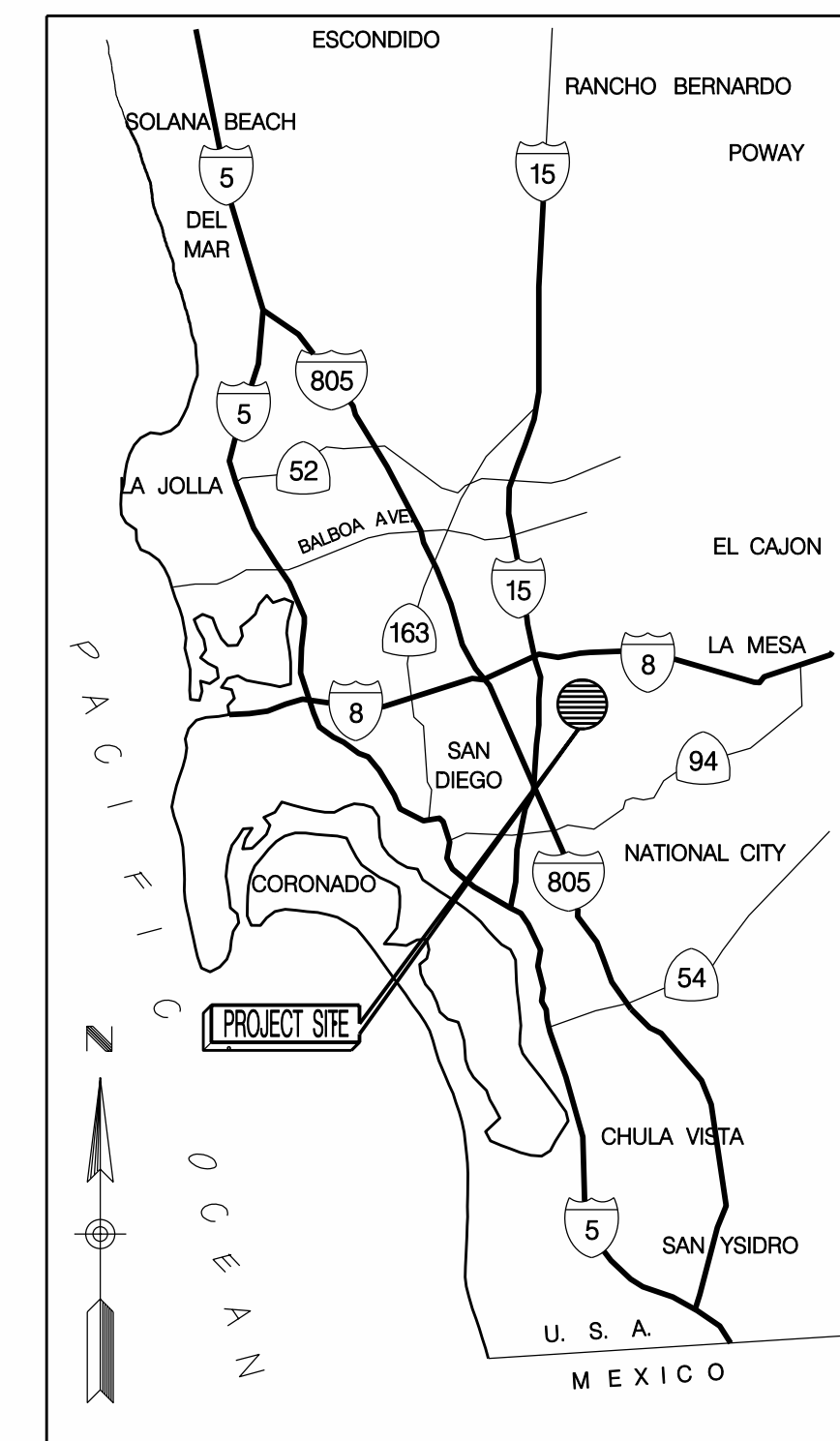
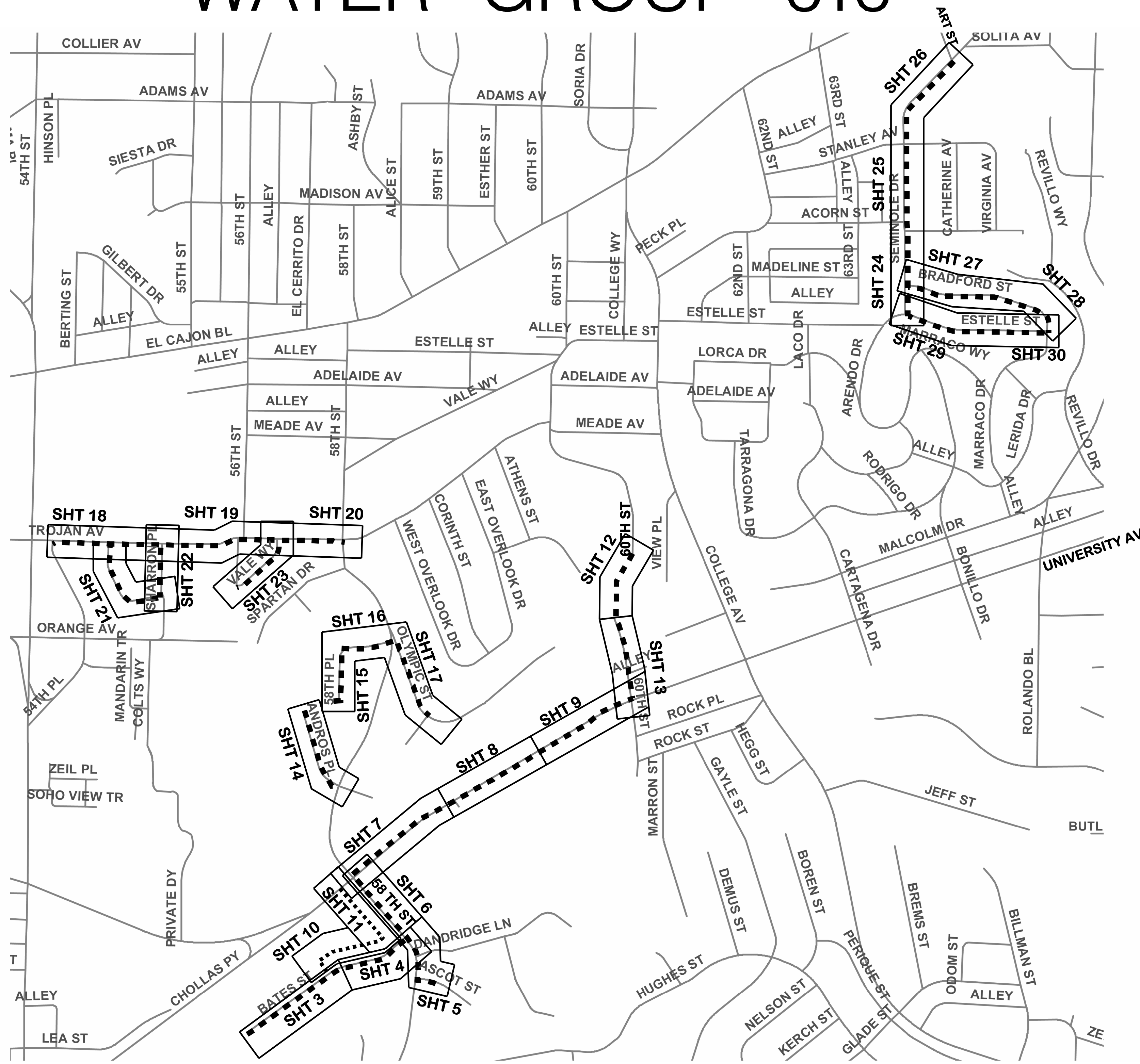
- | | | | |
|---|--------|--|---------|
| Certified Minority Business Enterprise | MBE | Certified Woman Business Enterprise | WBE |
| Certified Disadvantaged Business Enterprise | DBE | Certified Disabled Veteran Business Enterprise | DVBE |
| Other Business Enterprise | OBE | Certified Emerging Local Business Enterprise | ELBE |
| Certified Small Local Business Enterprise | SLBE | Small Disadvantaged Business | SDB |
| Woman-Owned Small Business | WoSB | HUBZone Business | HUBZone |
| Service-Disabled Veteran Owned Small Business | SDVOSB | | |

② As appropriate, Bidder shall indicate if Subcontractor is certified by:

- | | | | |
|--|--------|--|----------|
| City of San Diego | CITY | State of California Department of Transportation | CALTRANS |
| California Public Utilities Commission | CPUC | San Diego Regional Minority Supplier Diversity Council | SRMSDC |
| State of California's Department of General Services | CADoGS | City of Los Angeles | LA |
| State of California | CA | U.S. Small Business Administration | SBA |

The Bidder will not receive any subcontracting participations percentages if the Bidder fails to submit the required proof of certification.

WATER GROUP 616



VICINITY MAP
NOT TO SCALE

LEGEND
 WATERMAIN REPLACEMENT



G-2

PLANS FOR THE CONSTRUCTION OF WATER GROUP 616 COVER SHEET LOCATION MAP

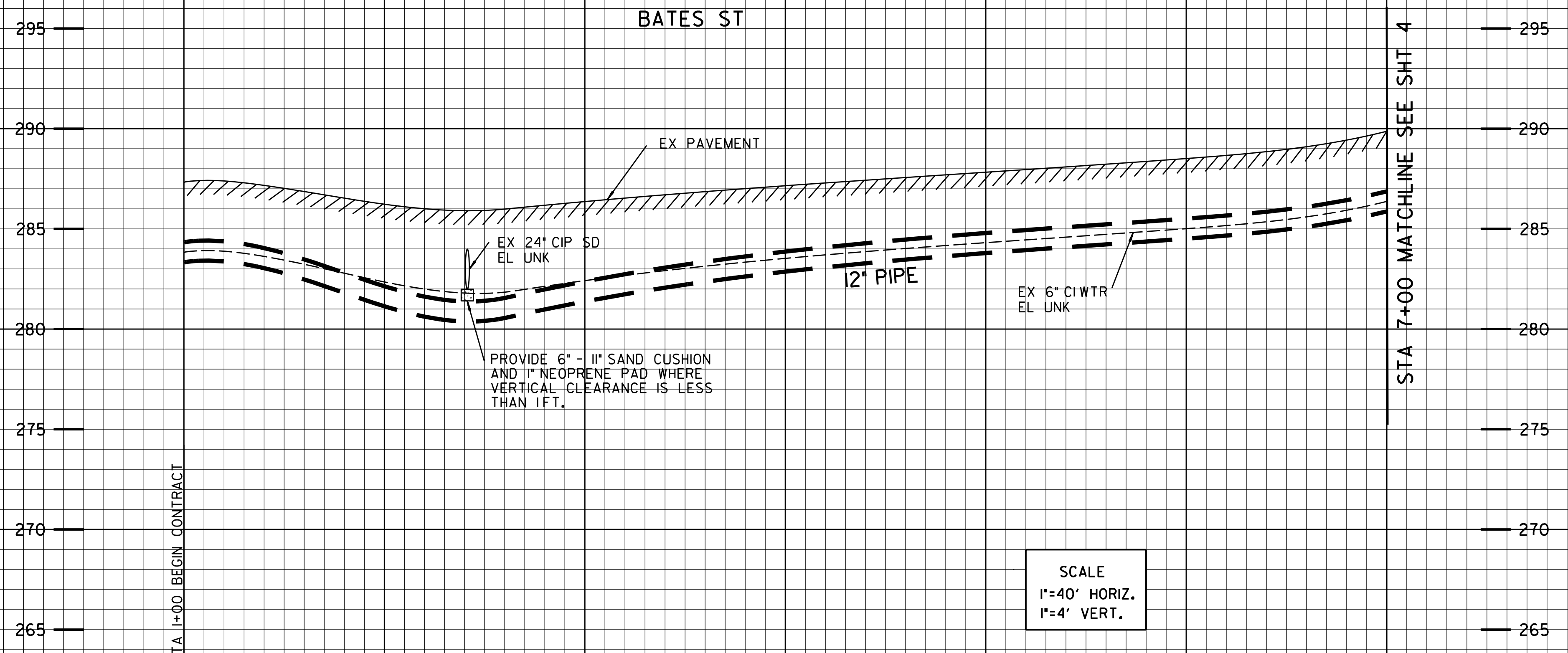
CITY OF SAN DIEGO, CALIFORNIA PUBLIC WORKS DEPARTMENT SHEET 02 OF 40 SHEETS		WATER WBS B00018 SEWER WBS
APPROVED: <i>[Signature]</i> FOR CITY ENGINEER	DATE 3/29/13	SUBMITTED BY: JOE MYERS PROJECT MANAGER
DESCRIPTION	BY	APPROVED
ORIGINAL	BT	
DEAN S. EVANS PROJECT ENGINEER		SEE SHEETS CCS27 COORDINATE
		SEE SHEETS CCS83 COORDINATE
CONTRACTOR	DATE STARTED	35594-02-D
INSPECTOR	DATE COMPLETED	



CITY OF SAN DIEGO
PUBLIC WORKS PROJECT



WATER GROUP 616



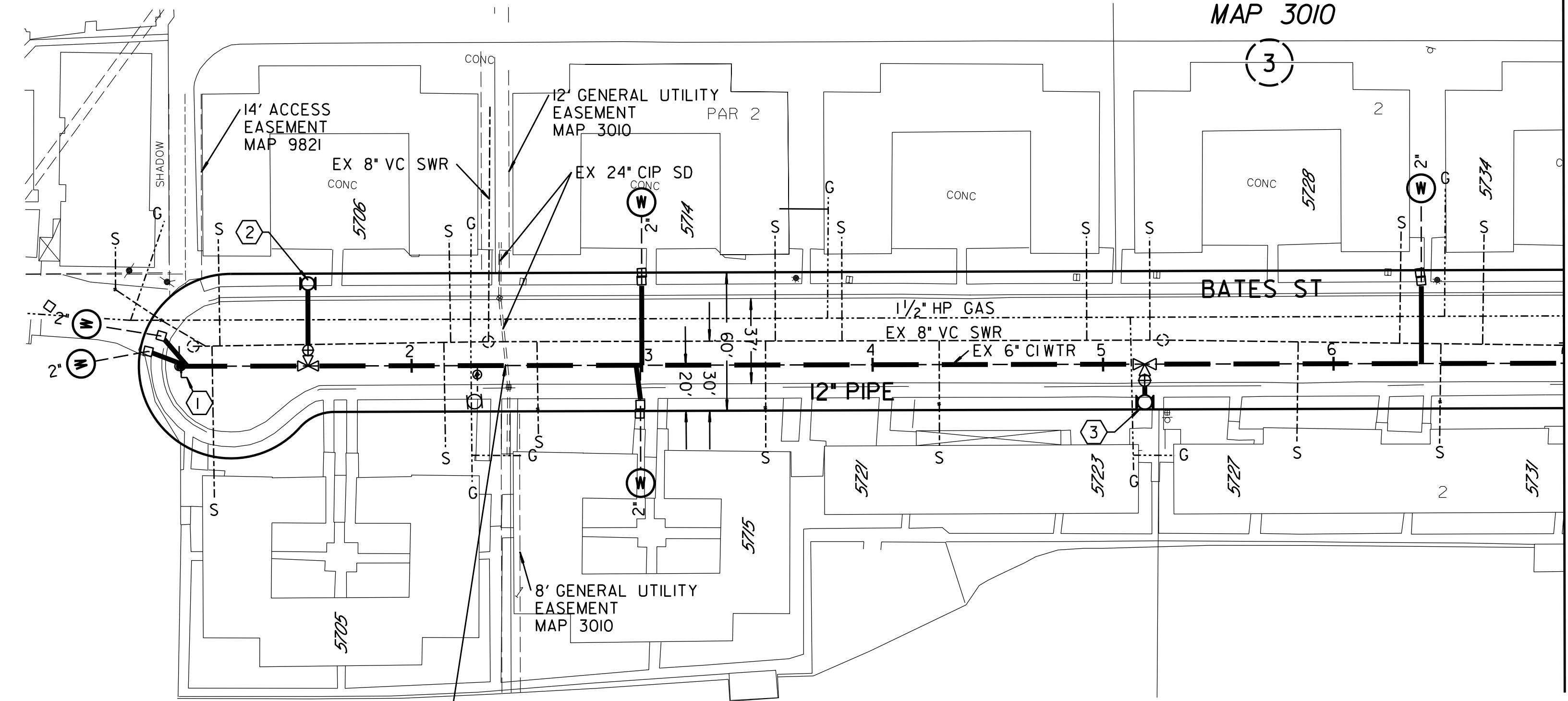
STA 1+00 BEGIN CONTRACT

STA 7+00 MATCHLINE SEE SHT 4

SCALE
1"=40' HORIZ.
1"=4' VERT.

PHASE 3 THIS SHEET

**BELLEVUE CENTER UNIT #2
MAP 3010**



STA 7+00 MATCHLINE SEE SHT 4

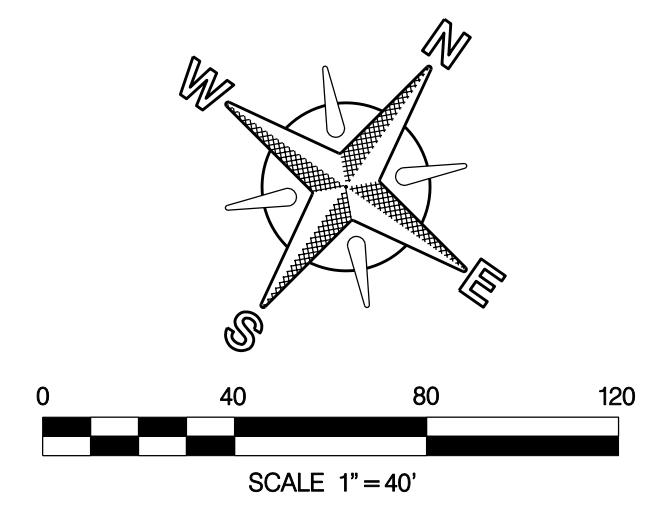
CONTRACTOR'S NOTE:
USE EXTREME CAUTION WHEN WORKING DUE TO LOW OVERHEAD UTILITY LINES.

HIGHLINING NOTE:
CITY FORCES TO HIGHLINE BATES STREET FROM STA 1+00 TO STA 7+00 CITY FORCES TO FURNISH HIGHLINE MATERIALS AND TRANSFER SERVICES.

- ① BY CONTRACTOR FURNISH AND INSTALL
STA 1+00
1- 12" END CAP
- ② BY CONTRACTOR FURNISH AND INSTALL
STA 1+54.99
1- 12" X 6" TEE (MJ, MJ, F)
1- 6" FH ASSY AND MARKER (3-PORT)
- ③ BY CONTRACTOR FURNISH AND INSTALL
STA 5+18.05
1- 12" X 6" TEE (MJ, MJ, F)
1- 6" FH ASSY AND MARKER (3-PORT)

REFERENCE:
WATER: 10763-L, 10764-L
SEWER: 10763-L, 10764-L
STORM DRAIN: 10763-L
GAS: 12-716, 12-717, 12-780-D
ELECTRIC: 210-1746, 212-1746
CABLE TV: 212-746
TELEPHONE: SD0505DA
IMPROVEMENTS:
100' SCALE/FIELD BOOK: K19S
THOMAS BROS.: I270
HGL: 536

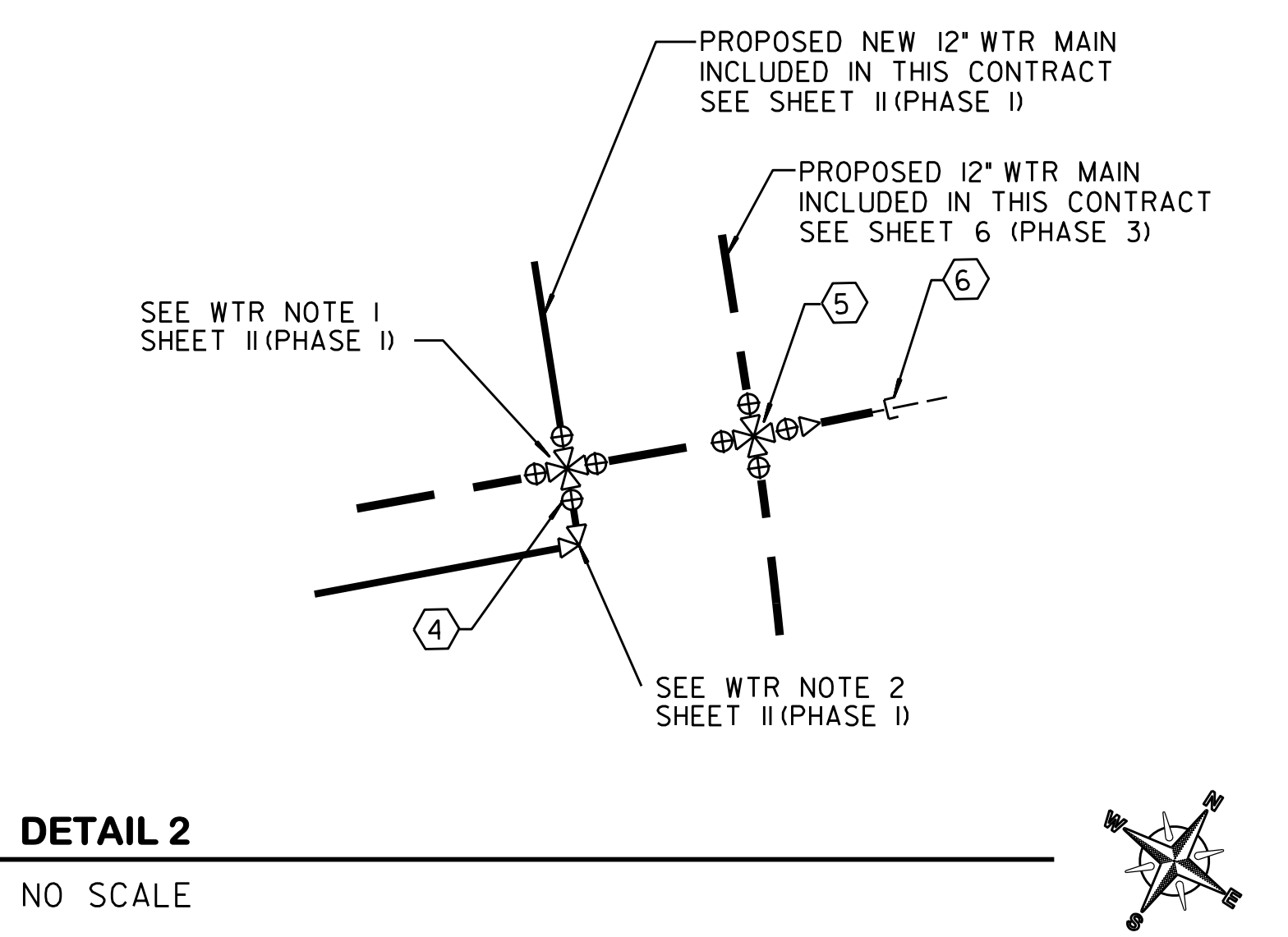
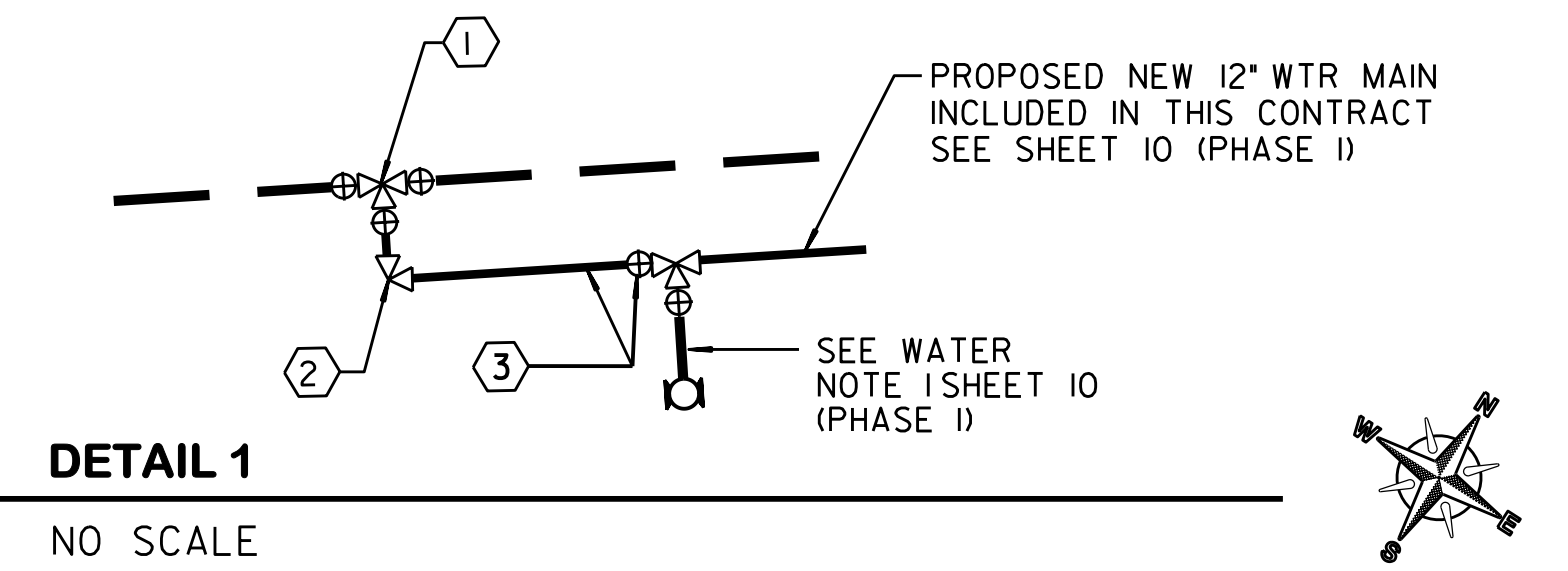
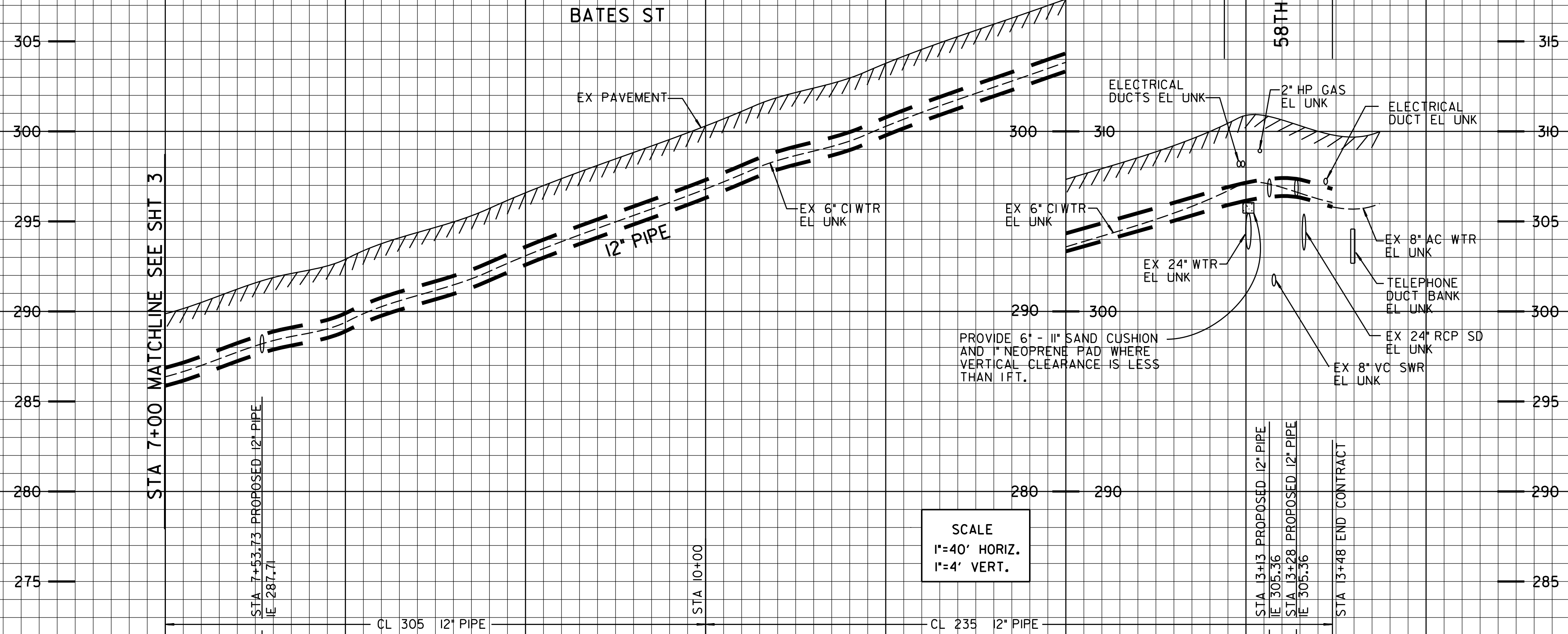
RETIREMENTS:
600' 6" CI 1953
1- FH (2-PORT)
2 - 1" SERVICES
3 - 2" SERVICES



WATER GROUP 616 BATES STREET STA 1+00 TO 7+00			
CITY OF SAN DIEGO, CALIFORNIA PUBLIC WORKS DEPARTMENT SHEET 03 OF 40 SHEETS		WATER WBS B-00018 SEWER WBS	
APPROVED: <i>[Signature]</i> FOR CITY ENGINEER	DATE 3/29/13	SUBMITTED BY: JOE MYERS PROJECT MANAGER	
DESCRIPTION ORIGINAL	BY DSE	CHECKED BY: DEAN S. EVANS PROJECT ENGINEER	214-1749 CCS27 COORDINATE
			6310407-1B54444 CCS83 COORDINATE
CONTRACTOR	DATE STARTED	35594-03-D	
INSPECTOR	DATE COMPLETED		

C-1

BATES STREET



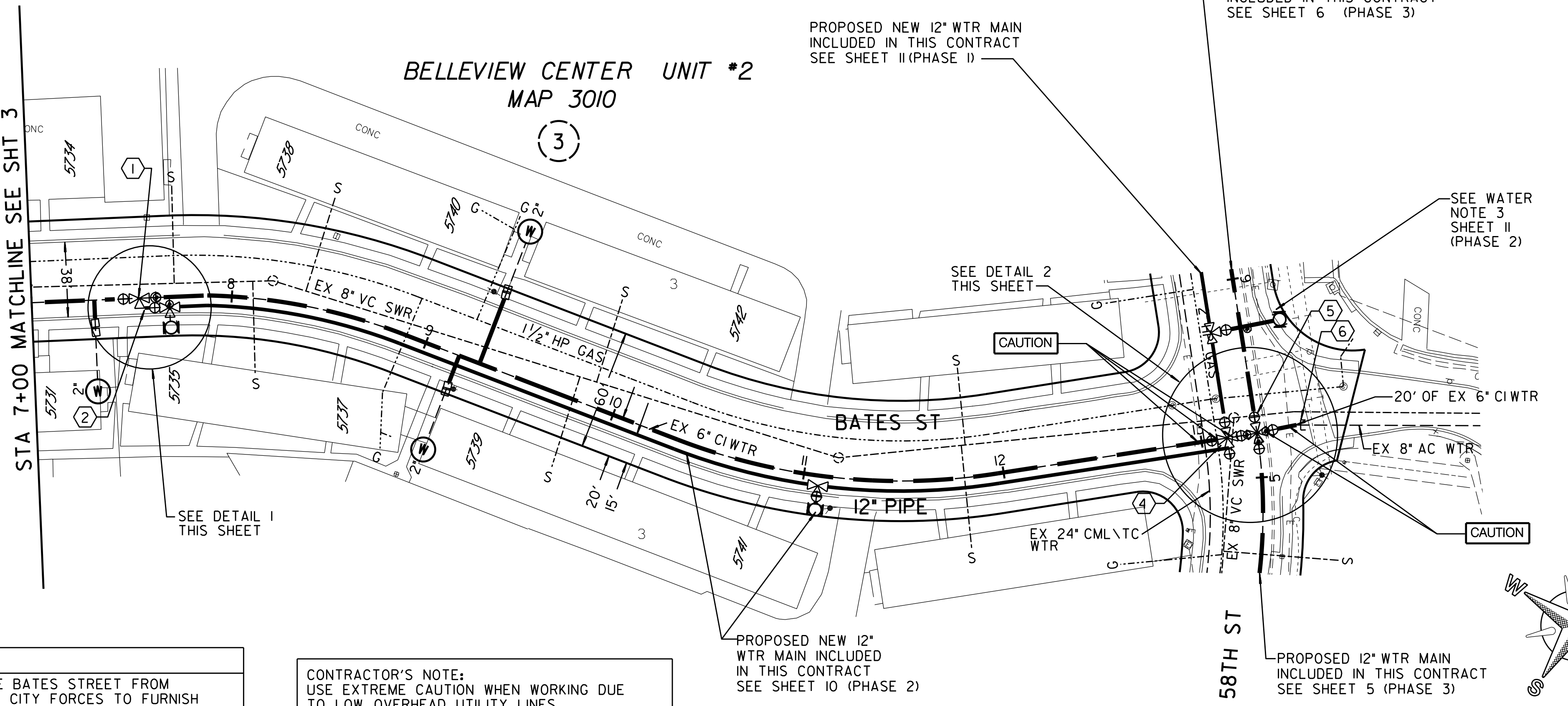
SCALE
1"=40' HORIZ.
1"=4' VERT.

PHASE 3 THIS SHEET

① BY CONTRACTOR FURNISH AND INSTALL STA 7+53.73 1 - 12" X 12" TEE (F) 3 - 12" VALVES (F, MJ)

② BY CONTRACTOR FURNISH AND INSTALL STA 7+53.73 LT 5' 1 - 12" 90° BEND (MJ)

③ BY CITY FORCES AFTER CONTRACTOR CONNECT & OPEN VALVE ON COMPLETION OF PHASE 3.



HIGHLINING NOTE:
CITY FORCES TO HIGHLINE BATES STREET FROM STA 7+00 TO STA 13+48 CITY FORCES TO FURNISH HIGHLINE MATERIALS AND TRANSFER SERVICES.

CONTRACTOR'S NOTE:
USE EXTREME CAUTION WHEN WORKING DUE TO LOW OVERHEAD UTILITY LINES.

PROPOSED NEW 12" WTR MAIN INCLUDED IN THIS CONTRACT SEE SHEET 10 (PHASE 2)

PROPOSED 12" WTR MAIN INCLUDED IN THIS CONTRACT SEE SHEET 6 (PHASE 3)

PROPOSED NEW 12" WTR MAIN INCLUDED IN THIS CONTRACT SEE SHEET 11 (PHASE 1)

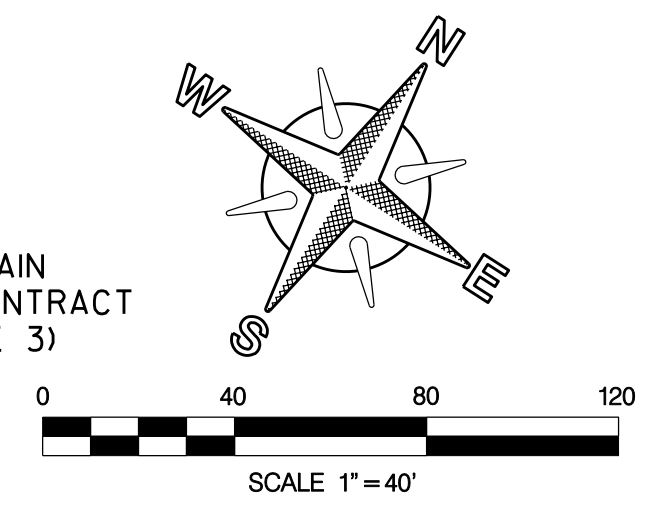
④ BY CITY FORCES AHD OF CONTRACTOR STA 13+13 CLOSE VALVES LT, RT RECONNECT & OPEN VALVES ON COMPLETION OF PHASE 3.

⑤ BY CONTRACTOR FURNISH AND INSTALL STA 13+28 1 - 12" X 12" CROSS (F) 3 - 12" VALVES (F, MJ) BK, RT, LT 1 - 12" VALVE (F) AHD 1 - 12" X 8" REDUCER (F, MJ)

⑥ BY CITY FORCES AHD OF CONTRACTOR STA 13+58 CUT AND PLUG: EX 8" AC WTR RECONNECT AFTER NEW MAIN HAS BEEN ACCEPTED.

REFERENCE:
WATER: 10763-L, 10764-L, 10765-L, 18215-2-D, 26400-7-D
SEWER: 10763-L, 10764-L
STORM DRAIN: 10768-L
GAS: 12-714, 12-716, 12-717
ELECTRIC: 212-1746
CABLE TV: 212-746
TELEPHONE: SDO305AC
IMPROVEMENTS:
100' SCALE/FIELD BOOK: K19S
THOMAS BROS.: I270
HGL: 536

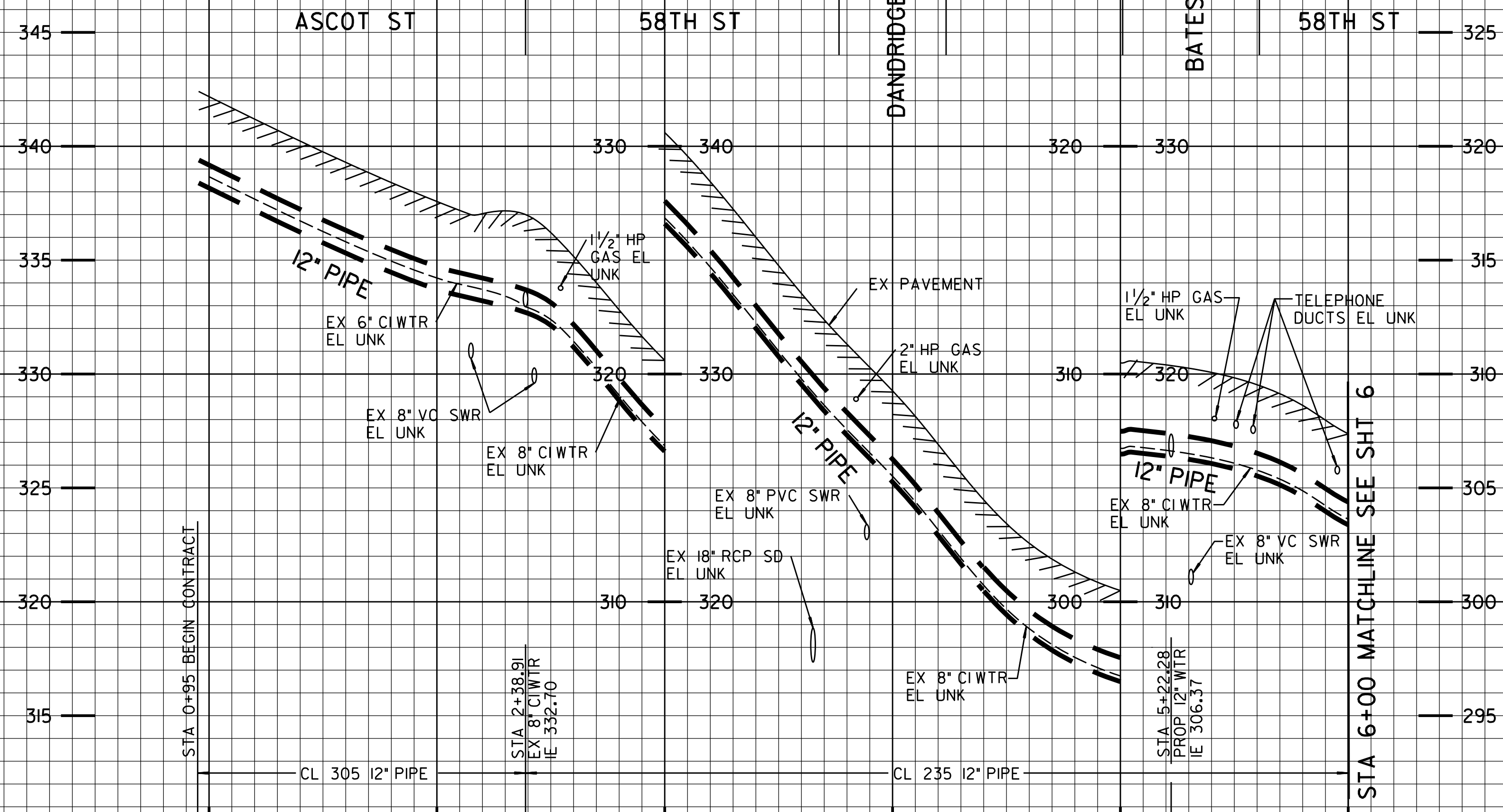
RETIREMENTS:
658' 6" CI 1953
1 - FH (2-PORT) 1953
1 - 1" SERVICE
2 - 2" SERVICE



WATER GROUP 616		BATES STREET		STA 7+00 TO 13+48	
CITY OF SAN DIEGO, CALIFORNIA PUBLIC WORKS DEPARTMENT SHEET 04 OF 40 SHEETS				WATER WBS B-00018 SEWER WBS	
APPROVED: <i>Steven W. Anzures</i>	DATE: 3/29/13		SUBMITTED BY: JOE MYERS PROJECT MANAGER		
FOR CITY ENGINEER	DATE	FILMED	CHECKED BY: DEAN S. EVANS PROJECT ENGINEER		
DESCRIPTION: ORIGINAL	BY: DSE		214-1749 CCS27 COORDINATE		
			6310407-1854444 CCS83 COORDINATE		
CONTRACTOR	DATE STARTED			35594-04-D	
INSPECTOR	DATE COMPLETED				

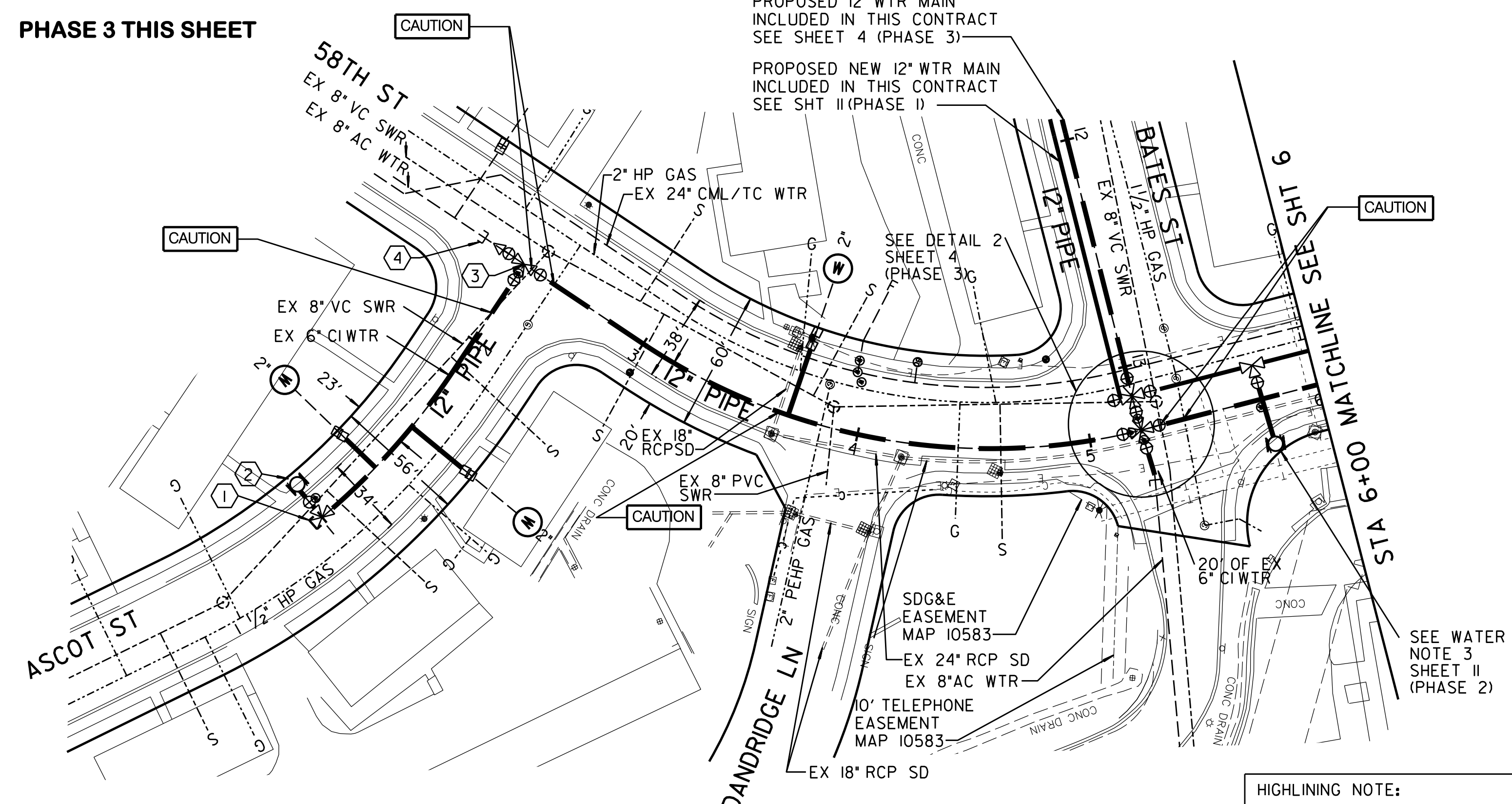
BATES STREET

C-2



SCALE
1"=40' HORIZ.
1"=4' VERT.

PHASE 3 THIS SHEET



- ① BY CONTRACTOR FURNISH AND INSTALL
STA 0+95
1- 12" END CAP
- ② BY CONTRACTOR FURNISH AND INSTALL
STA 1+00
1- 12" X 6" TEE (MJ, MJ, F)
1- 6" FH ASSY AND MARKER
- ③ BY CONTRACTOR FURNISH AND INSTALL
STA 2+38.91
1- 12" X 12" TEE (F)
2 - 12" VALVES (F, MJ) BK, AHD
1- 12" VALVES (F) LT
1- 8" X 12" REDUCER (F, MJ)
- ④ BY CITY FORCES AHD OF CONTRACTOR
STA 2+38.91 LT 10.0'
CUT AND PLUG:
EX 8" AC WTR
RECONNECT AFTER NEW MAIN HAS BEEN ACCEPTED.

HIGHLIGHTING NOTE:
CITY FORCES TO HIGHLIGHT ASCOT STREET AND 58TH STREET FROM STA 1+00 TO STA 6+00
CITY FORCES TO FURNISH HIGHLIGHT MATERIALS AND TRANSFER SERVICES.

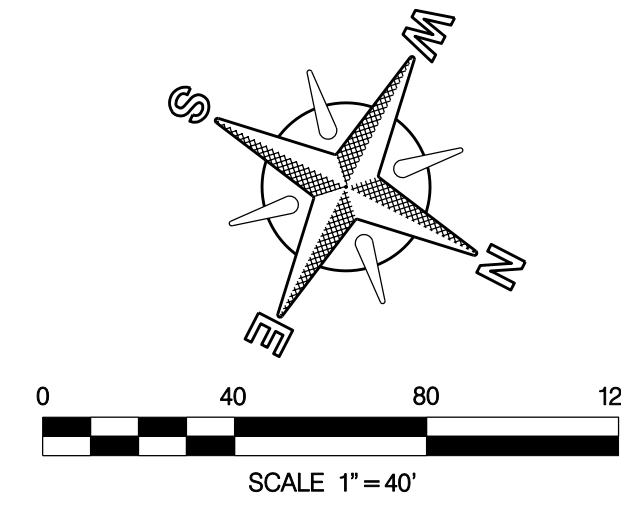
REFERENCE:
WATER: 10762-L, 10765-L, 26400-7-D, 18215-2-D
SEWER: 10764-L, 10765-L, 18215-2-D, 20525-5-D
STORM DRAIN: 20525-5-D
GAS: 12-714, 12-715
ELECTRIC: 212-1746
CABLE TV: 212-746
TELEPHONE: SD0305AA, SD0305AD
IMPROVEMENTS:
100' SCALE/FIELD BOOK: K19S
THOMAS BROS.: I270
HGL: 536

RETIREMENTS:
144' 6" CI 1954
361' 8" CI 1954

2 - FH (2-PORT) 1954
3 - 1" SERVICES
1 - 2" SERVICE

CONTRACTOR'S NOTE:
USE EXTREME CAUTION WHEN WORKING DUE TO LOW OVERHEAD UTILITY LINES.

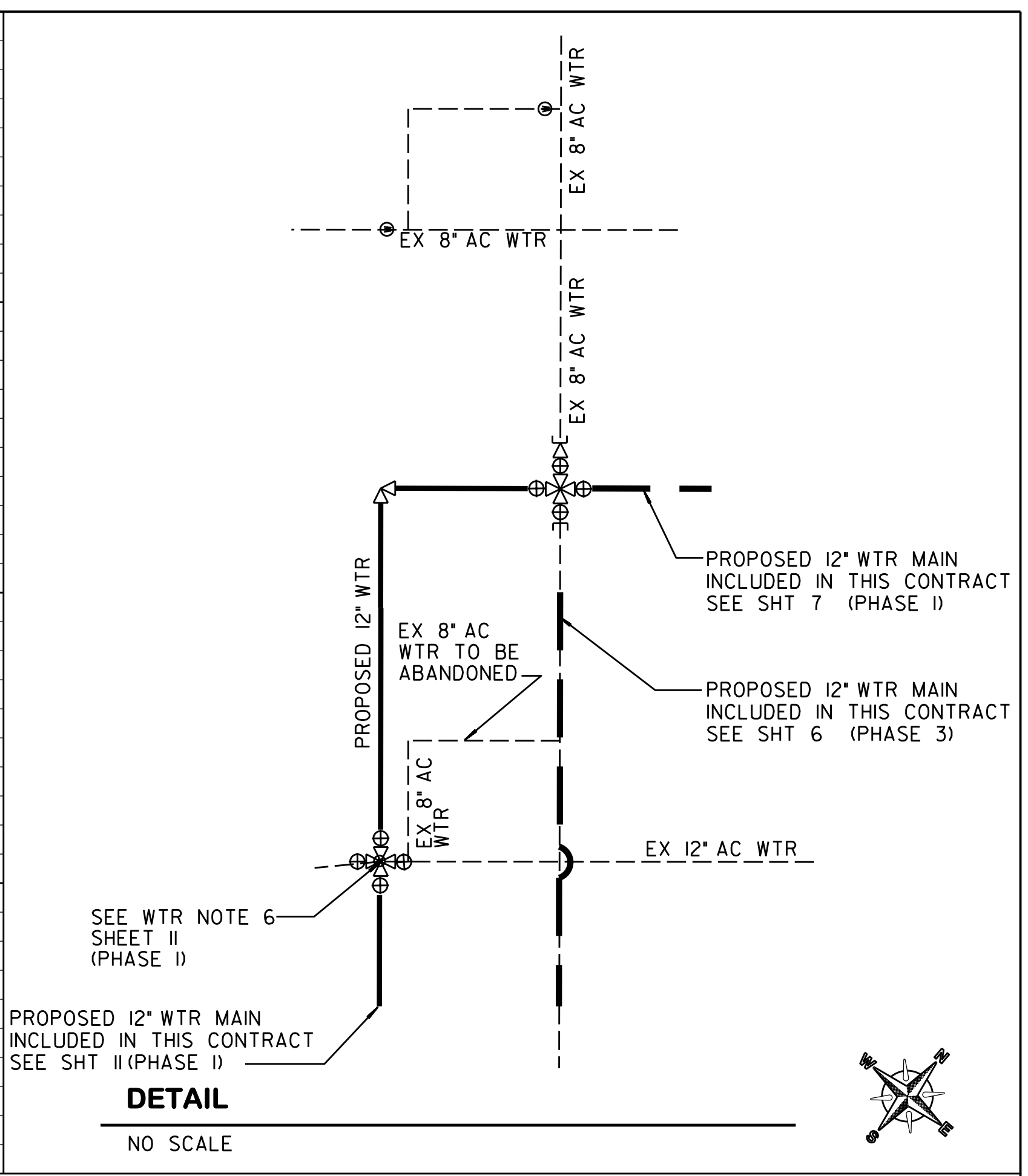
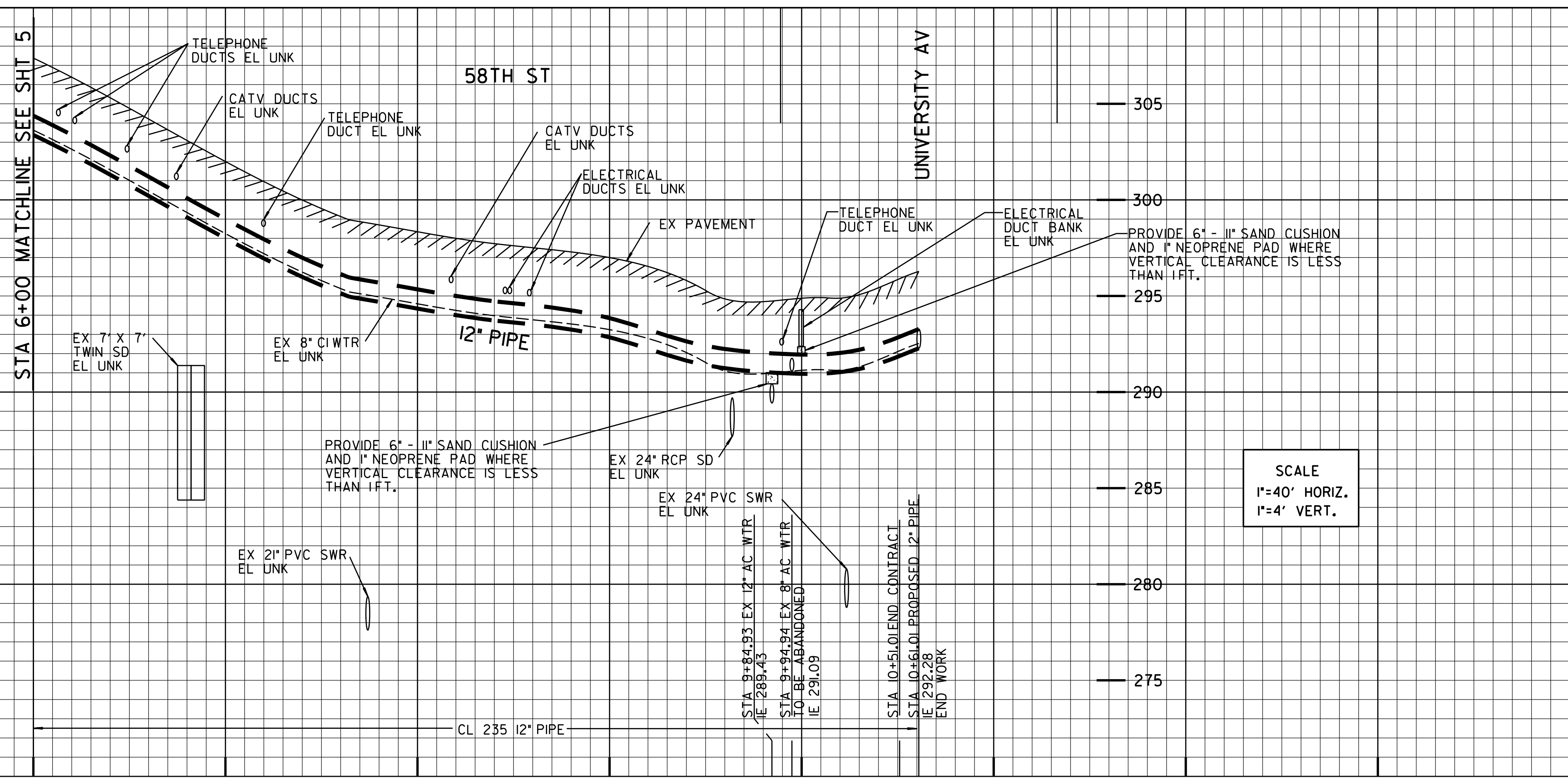
**DARNALL
MAP 10583**



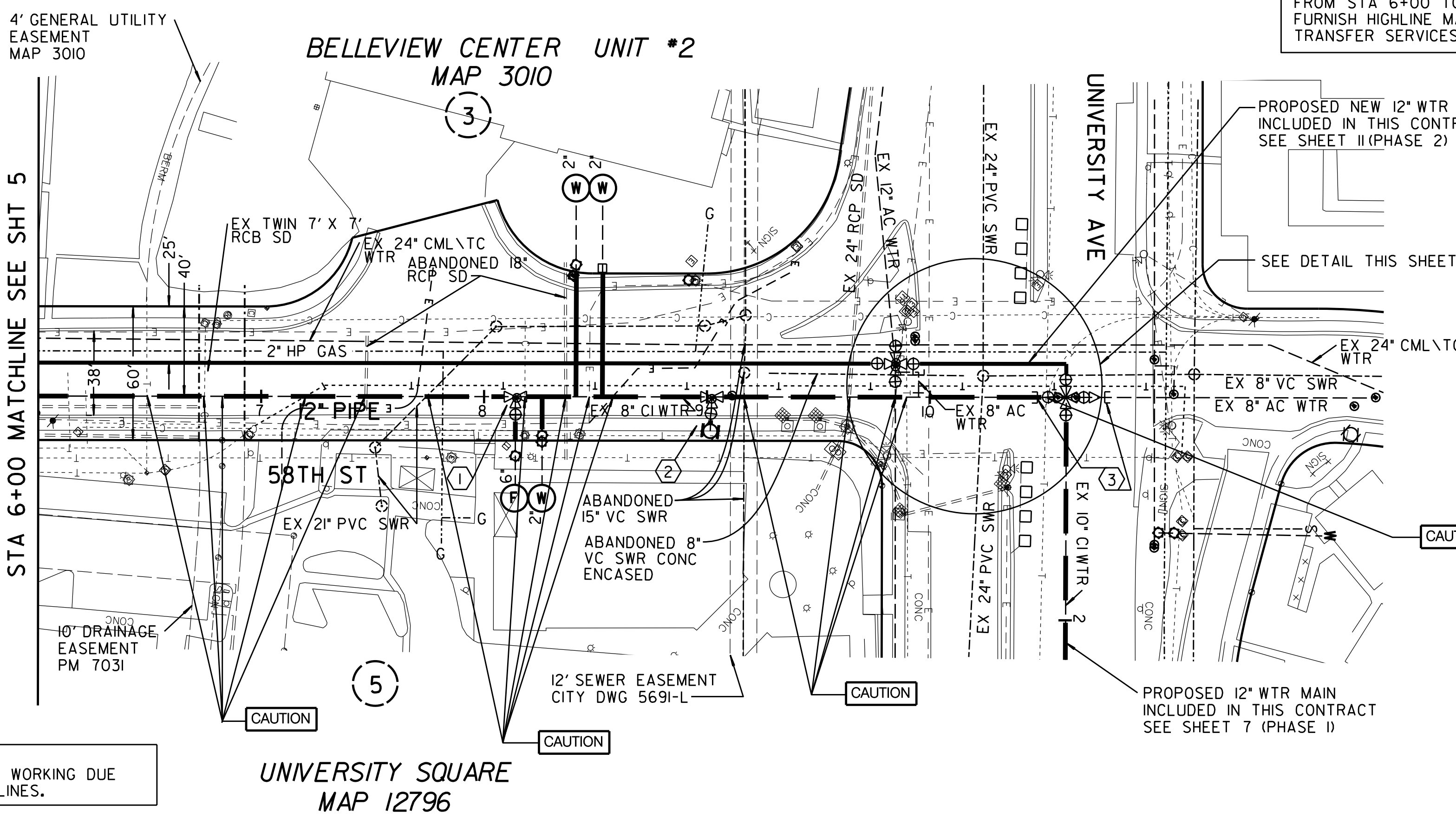
WATER GROUP 616				ASCOT & 58TH STREET		STA 1+00 TO 6+00	
CITY OF SAN DIEGO, CALIFORNIA PUBLIC WORKS DEPARTMENT SHEET 5 OF 40 SHEETS						WATER WBS B-00018 SEWER WBS	
APPROVED: <i>Steven W. Anjum</i>		DATE: 3/29/13		SUBMITTED BY: JOE MYERS		PROJECT MANAGER	
FOR CITY ENGINEER				CHECKED BY: DEAN S. EVANS		PROJECT ENGINEER	
DESCRIPTION: ORIGINAL		BY: DSE		DATE: 214-1749		CCS27 COORDINATE	
				6310407-185444		CCS83 COORDINATE	
CONTRACTOR: _____		DATE STARTED: _____		35594-05-D			
INSPECTOR: _____		DATE COMPLETED: _____					

C-3

ASCOT & 58TH STREET



PHASE 3 THIS SHEET



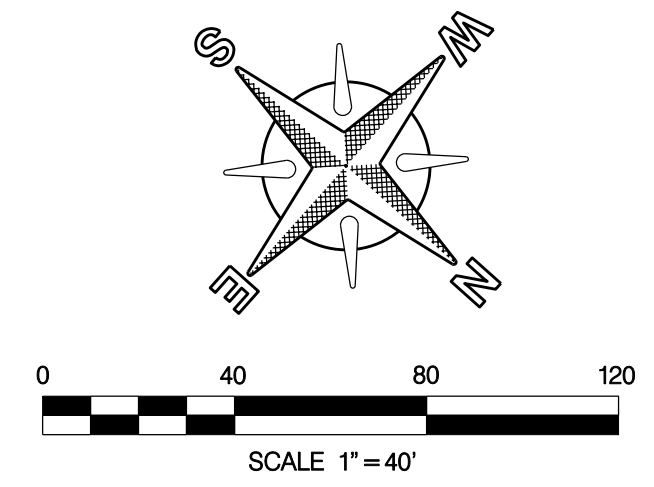
HIGHLINING NOTE:
CITY FORCES TO HIGHLINE 58TH STREET FROM STA 6+00 TO STA 10+61.01 CITY FORCES TO FURNISH HIGHLINE MATERIALS AND MATERIALS AND TRANSFER SERVICES.

- ① BY CONTRACTOR FURNISH AND INSTALL
STA 8+14.04
1- 12" x 6" TEE (MJ, MJ, F)
1- 6" VALVE (F, MJ) RT
1- 6" FIRE SERVICE CONNECTION & ASSY.
- ② BY CONTRACTOR FURNISH AND INSTALL
STA 9+02.22
1- 12" x 6" TEE (MJ, MJ, F)
1- 6" FH ASSY AND MARKER (3-PORT)
- ③ BY CITY FORCES AFTER CONTRACTOR
STA 10+61.01
RECONNECT & OPEN VALVES ON COMPLETION OF PHASE 3.

REFERENCE:
WATER: 26400-7-D, 26400-8-D, 10764-L
SEWER: 10764-L, 10765-L, 10766-L, 34647-4-D
STORM DRAIN: 20525-5-D, 2972-D, 4142-D
GAS: 12-714, 12-715, 12-708
ELECTRIC: 212-1746
CABLE TV: 212-1746
TELEPHONE: SD0305AA, SD0305AD
IMPROVEMENTS:
100' SCALE/FIELD BOOK: K19S
THOMAS BROS.: I270
HGL: 536

RETIREMENTS:
45' 8" CI 1953
1- FH (2-PORT)
2 - 1" SERVICES
4 - 2" SERVICES
2 - 6" FS

CONTRACTOR'S NOTE:
USE EXTREME CAUTION WHEN WORKING DUE TO LOW OVERHEAD UTILITY LINES.

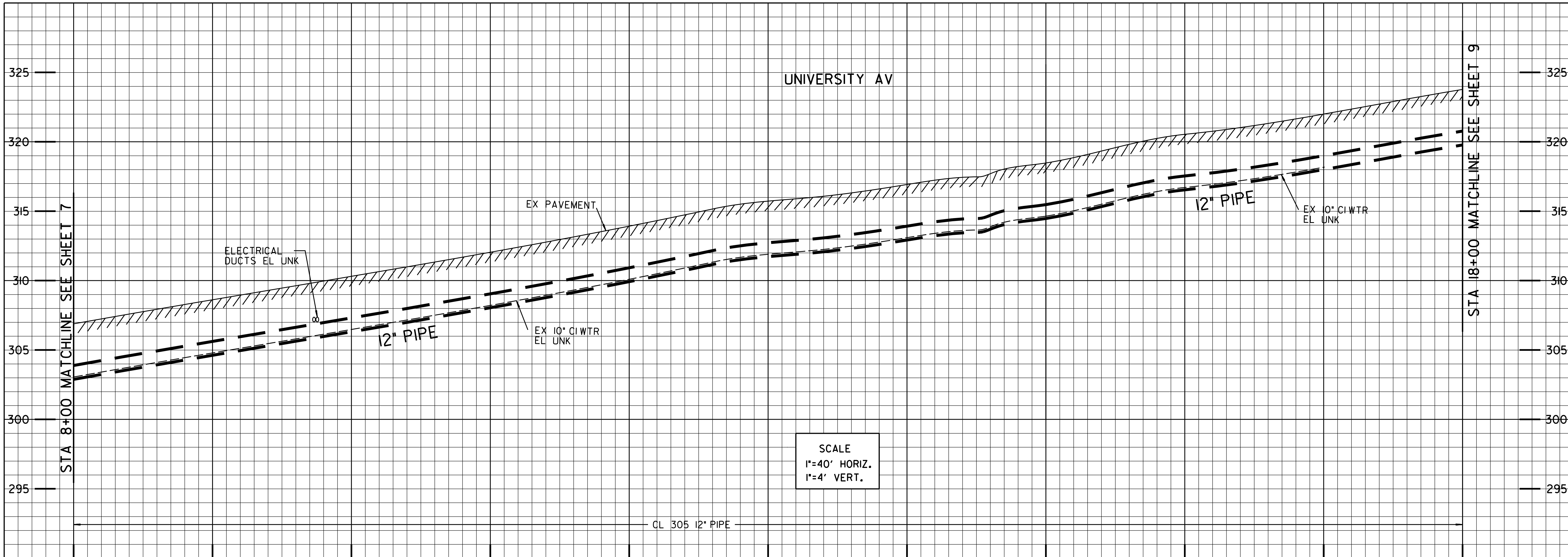


WATER GROUP 616			
58TH STREET			
STA 6+00 TO 10+61.01			
CITY OF SAN DIEGO, CALIFORNIA PUBLIC WORKS DEPARTMENT SHEET 6 OF 40 SHEETS		WATER WBS B-00018 SEWER WBS	
APPROVED: <i>Joe Myers</i> FOR CITY ENGINEER	DATE 3/29/13	SUBMITTED BY: JOE MYERS PROJECT MANAGER	
DESCRIPTION ORIGINAL	BY DSE	APPROVED	FILED
CHECKED BY: DEAN S. EVANS PROJECT ENGINEER		214-1749 CCS27 COORDINATE	
CONTRACTOR		DATE STARTED	
INSPECTOR		DATE COMPLETED	
		6310407-185444 CCS83 COORDINATE	
35594-06-D			

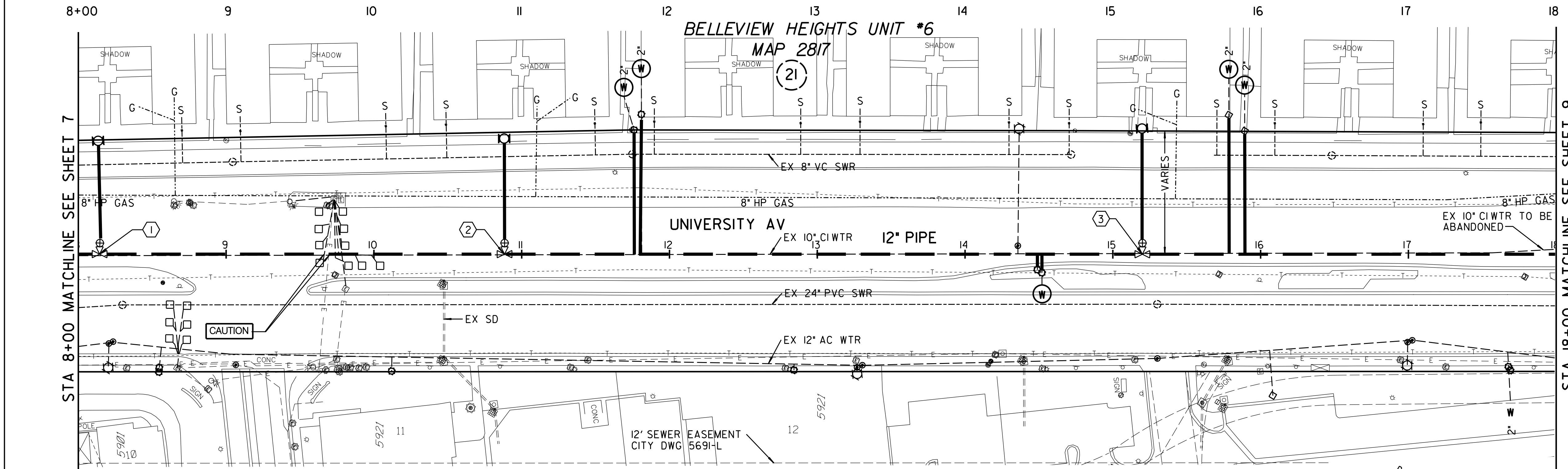
C-4

58TH STREET

UNIVERSITY AVE STA 8+00 TO STA 18+00



SCALE
1"=40' HORIZ.
1"=4' VERT.



REFERENCE:
 WATER: 9933-L, 9934-L, 4154B-D
 SEWER: 28473-22-D, 9933-L, 9934-L
 STORM DRAIN:
 GAS: 12-706, 12-671
 ELECTRIC: 212-1746
 CABLE TV: 212-746
 TELEPHONE: SD0503C, SD0303D
 IMPROVEMENTS:
 100' SCALE/FIELD BOOK: K19S
 THOMAS BROS.: 1270
 HGL: 536

RETIREMENTS:
 1000' 10" CI 1953
 1 - FH (2-PORT)
 3 - 1" SERVICE
 2 - 2" SERVICE

C-6

WATER GROUP 616
UNIVERSITY AVENUE
 STA 8+00 TO 18+00

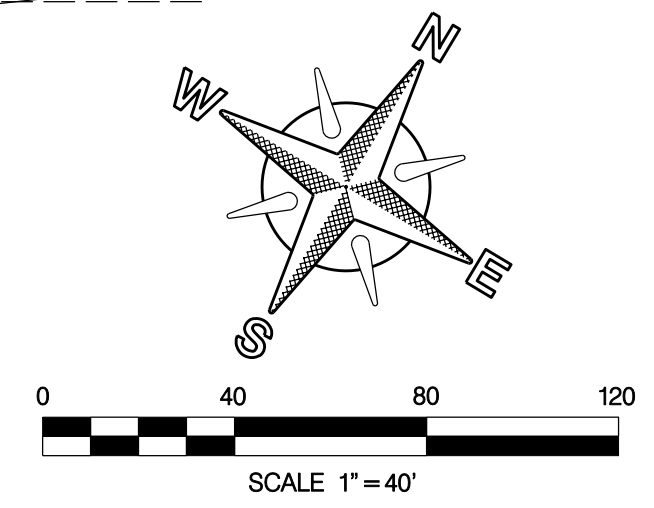
CITY OF SAN DIEGO, CALIFORNIA PUBLIC WORKS DEPARTMENT SHEET 08 OF 40 SHEETS				WATER WBS B-00018 SEWER WBS
APPROVED: <i>[Signature]</i> FOR CITY ENGINEER	DATE 3/29/13	SUBMITTED BY: JOE MYERS PROJECT MANAGER		
DESCRIPTION ORIGINAL	BY DSE	APPROVED	DATE	FILMED
CHECKED BY: DEAN S. EVANS PROJECT ENGINEER				
214-1749 CCS27 COORDINATE				
6310407-185444 CCS83 COORDINATE				
CONTRACTOR	DATE STARTED	35594-08-D		
INSPECTOR	DATE COMPLETED			

① BY CONTRACTOR FURNISH AND INSTALL
 STA 8+14.39
 1- 12" X 6" TEE (MJ, MJ, F)
 1- 6" FH ASSY AND MARKER (3-PORT)

② BY CONTRACTOR FURNISH AND INSTALL
 STA 10+88.37
 1- 12" X 6" TEE (MJ, MJ, F)
 1- 6" FH ASSY AND MARKER (3-PORT)

③ BY CONTRACTOR FURNISH AND INSTALL
 STA 15+20
 1- 12" X 6" TEE (MJ, MJ, F)
 1- 6" FH ASSY AND MARKER (3-PORT)

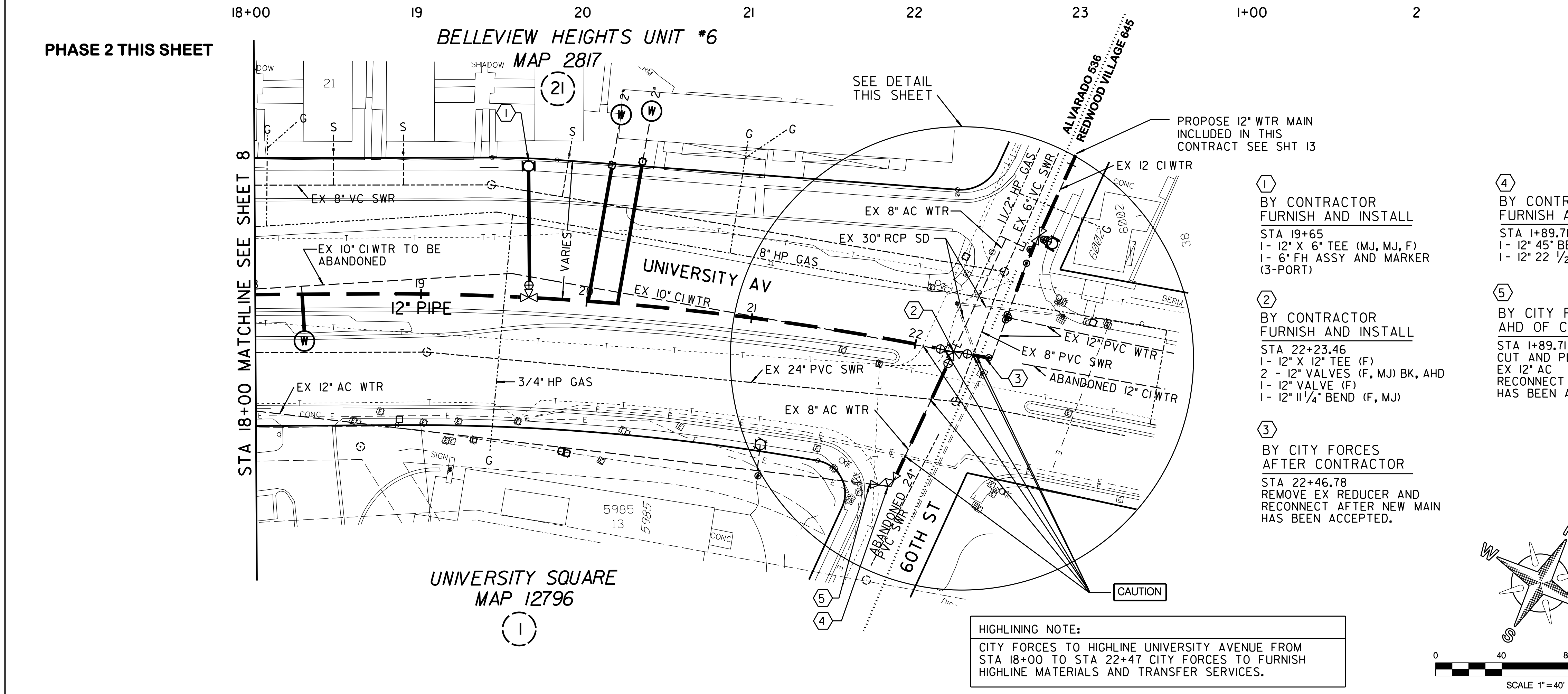
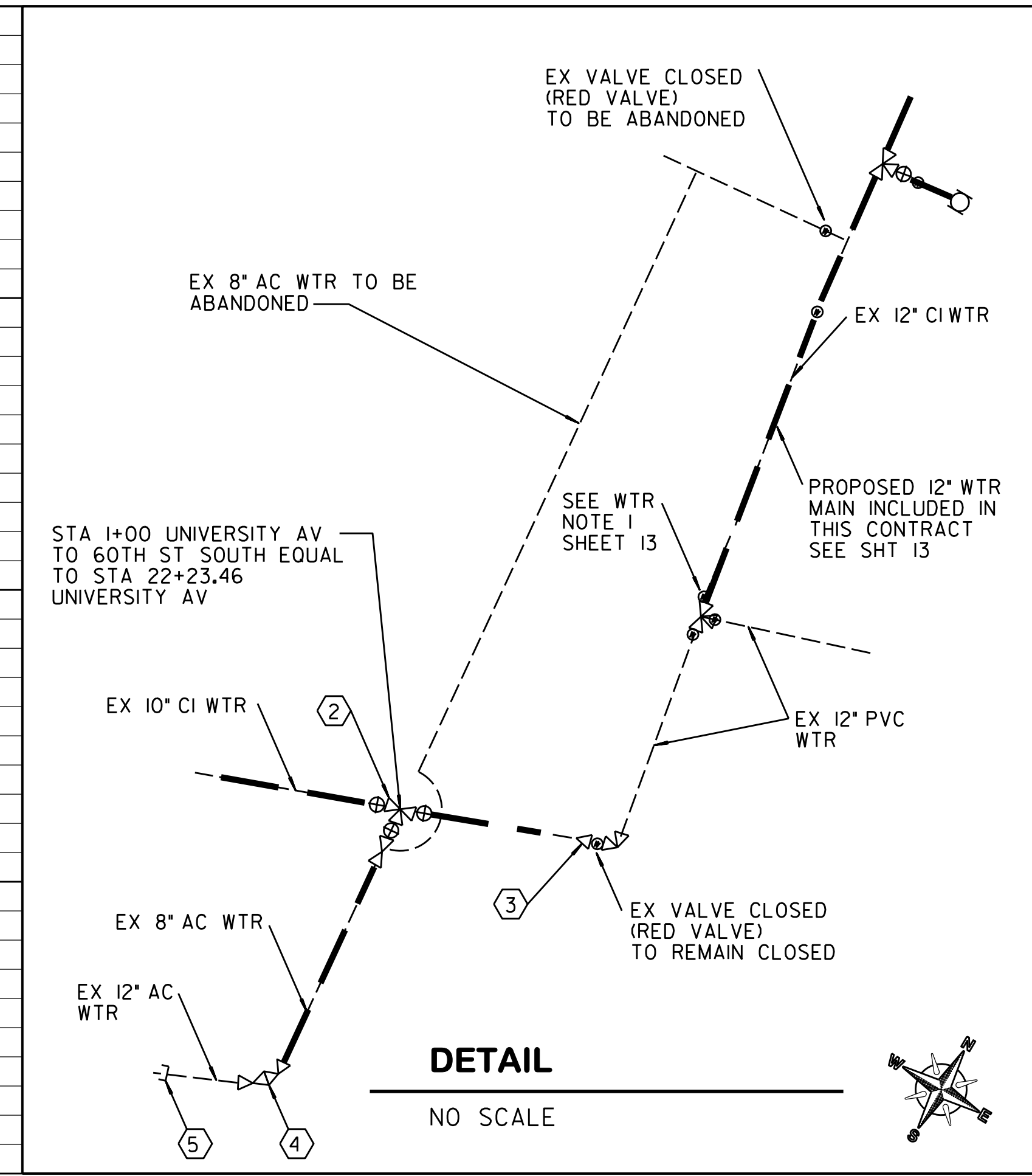
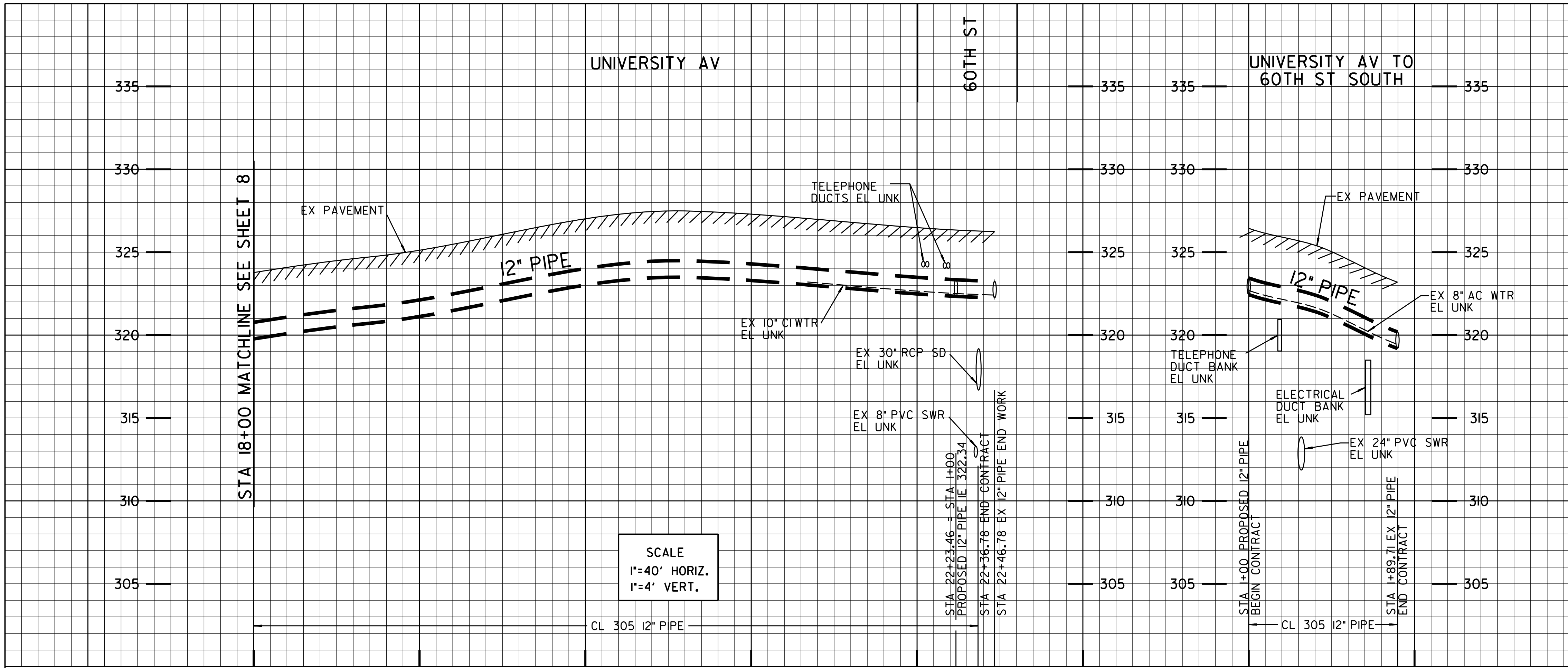
HIGHLINING NOTE
 CITY FORCES TO HIGHLINE UNIVERSITY AVENUE FROM STA 8+00 TO STA 18+00 CITY FORCES TO FURNISH HIGHLINE MATERIALS AND TRANSFER SERVICES.



PHASE 2 THIS SHEET

UNIVERSITY SQUARE
 MAP 12796

BELLEVIEW HEIGHTS UNIT #6
 MAP 2817



REFERENCE:
 WATER: 9933-L, 9934-L, 4154B-D, 26263-26-D, 4156-D
 SEWER: 28473-23-D, 9933-L, 9934-L, 7344-L
 STORM DRAIN: 28473-23-D
 GAS: 12-671, 12-372
 ELECTRIC: 212-1746, 214-1749A, 212-1749
 CABLE TV: 212-746
 TELEPHONE: SD0303D, SD0303BD
 IMPROVEMENTS:
 100' SCALE/FIELD BOOK: K19S, L19S, L18S
 THOMAS BROS.: I270
 HGL: 536

RETIREMENTS:
 449' 10" CI 1953
 181' 8" AC 1958
 2 - 2" SERVICES
 1 - 1" SERVICE

1
 BY CONTRACTOR
 FURNISH AND INSTALL
 STA 19+65
 1- 12" X 6" TEE (M.J, M.J, F)
 1- 6" FH ASSY AND MARKER
 (3-PORT)

2
 BY CONTRACTOR
 FURNISH AND INSTALL
 STA 22+23.46
 1- 12" X 12" TEE (F)
 2 - 12" VALVES (F, M.J) BK, AND
 1- 12" VALVE (F)
 1- 12" 1 1/4" BEND (F, M.J)

3
 BY CITY FORCES
 AFTER CONTRACTOR
 STA 22+46.78
 REMOVE EX REDUCER AND
 RECONNECT AFTER NEW MAIN
 HAS BEEN ACCEPTED.

4
 BY CONTRACTOR
 FURNISH AND INSTALL
 STA 1+89.71
 1- 12" 45' BEND (F, M.J)
 1- 12" 22 1/2" BEND (F, M.J)

5
 BY CITY FORCES
 AHD OF CONTRACTOR
 STA 1+89.71 RT 10.0'
 CUT AND PLUG:
 EX 12" AC WTR
 RECONNECT AFTER NEW MAIN
 HAS BEEN ACCEPTED.

REFERENCE:
 WATER: 9933-L, 9934-L, 4154B-D, 26263-26-D, 4156-D
 SEWER: 28473-23-D, 9933-L, 9934-L, 7344-L
 STORM DRAIN: 28473-23-D
 GAS: 12-671, 12-372
 ELECTRIC: 212-1746, 214-1749A, 212-1749
 CABLE TV: 212-746
 TELEPHONE: SD0303D, SD0303BD
 IMPROVEMENTS:
 100' SCALE/FIELD BOOK: K19S, L19S, L18S
 THOMAS BROS.: I270
 HGL: 536

RETIREMENTS:
 449' 10" CI 1953
 181' 8" AC 1958
 2 - 2" SERVICES
 1 - 1" SERVICE

WATER GROUP 616
UNIVERSITY AVENUE
 STA 18+00 TO 22+46.78
 STA 1+00 TO 1+89.71

CITY OF SAN DIEGO, CALIFORNIA
 PUBLIC WORKS DEPARTMENT
 SHEET 09 OF 40 SHEETS

APPROVED: *Joe Myers* 3/29/13
 FOR CITY ENGINEER DATE

WATER WBS B-00018
 SEWER WBS
 SUBMITTED BY: JOE MYERS
 PROJECT MANAGER
 CHECKED BY: DEAN S. EVANS
 PROJECT ENGINEER
 214-1749
 CCS27 COORDINATE
 6310407-1854444
 CCS83 COORDINATE
 CONTRACTOR DATE STARTED
 INSPECTOR DATE COMPLETED

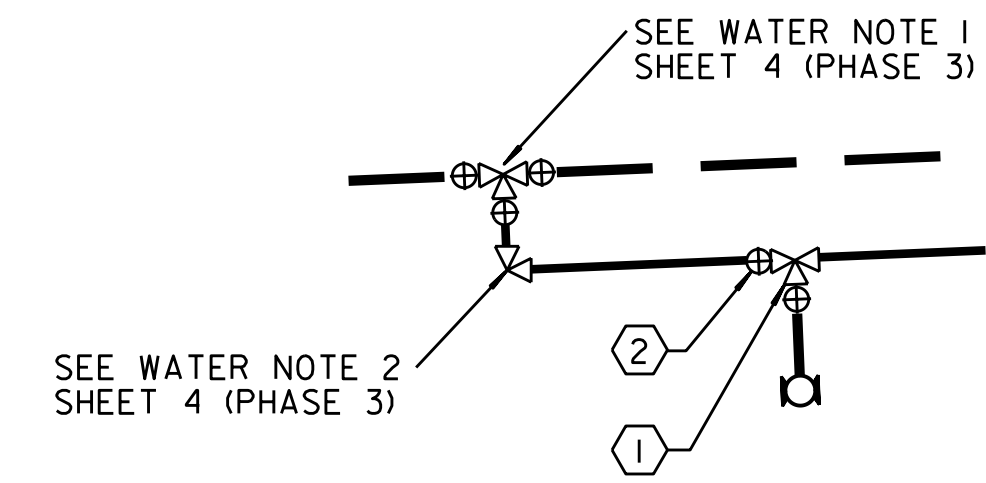
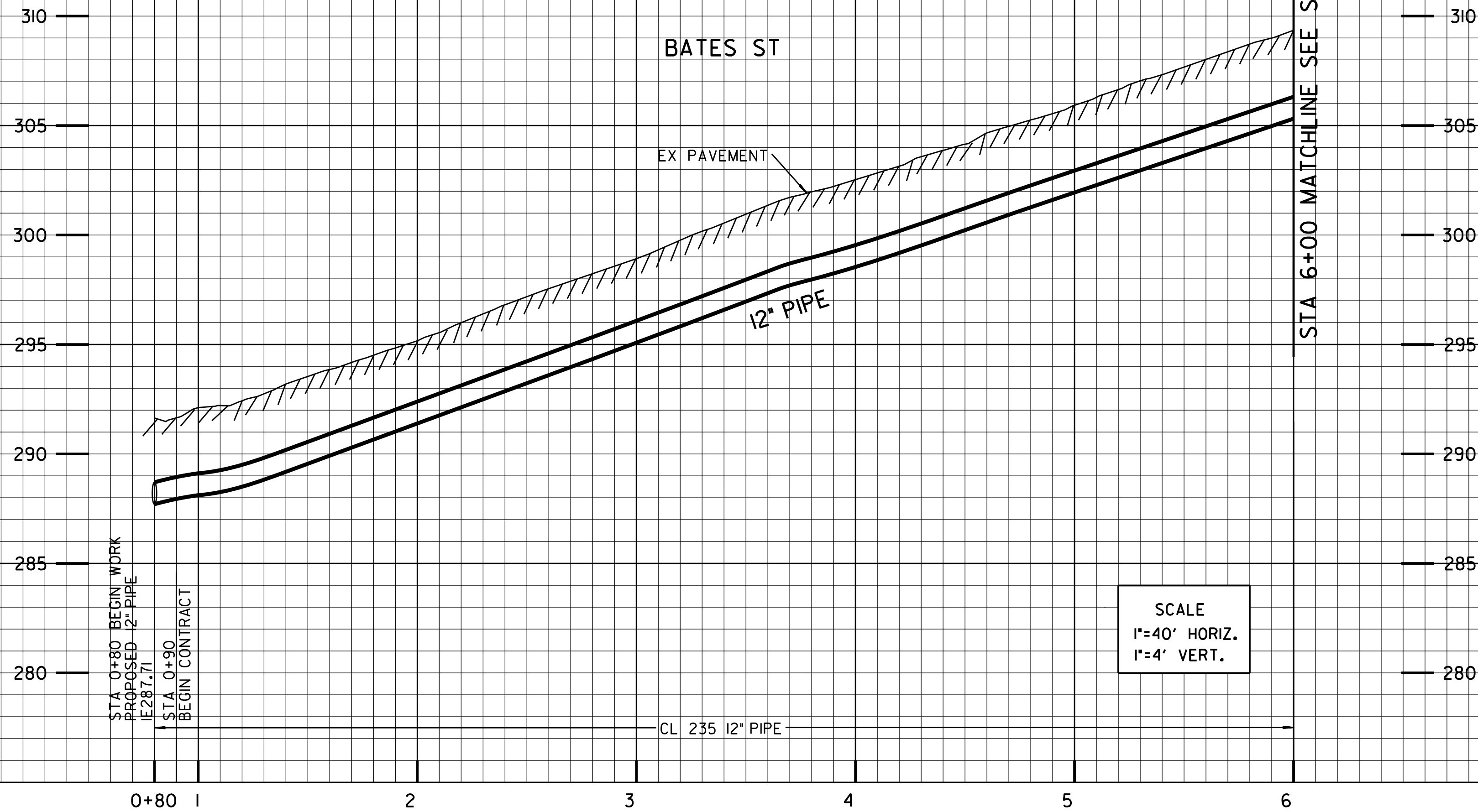
35594-09-D

HIGHLINING NOTE:
 CITY FORCES TO HIGHLINE UNIVERSITY AVENUE FROM
 STA 18+00 TO STA 22+47 CITY FORCES TO FURNISH
 HIGHLINE MATERIALS AND TRANSFER SERVICES.

CAUTION


SCALE 1" = 40'

C-7

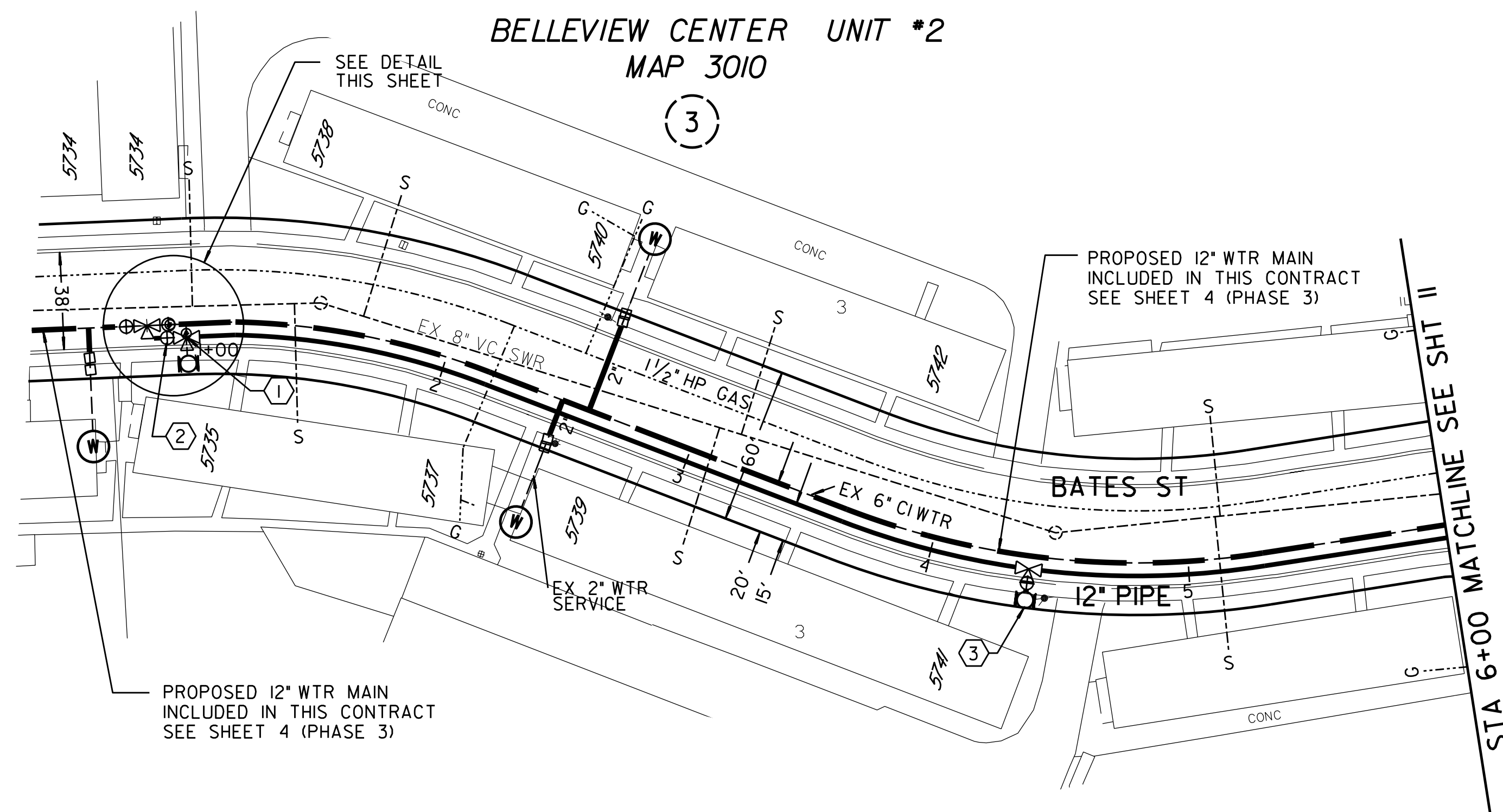


DETAIL

NO SCALE



PHASE 1 THIS SHEET



- ①
BY CONTRACTOR
FURNISH AND INSTALL
STA 1+00
1- 12" X 6" TEE (MJ, MJ, F)
1- 6" FH ASSY AND MARKER
1- 12" VALVE (F, MJ) BK
(3-PORT)
- ②
BY CITY FORCES
AFTER CONTRACTOR
STA 1+00
CLOSE VALVE BK AFTER NEW
MAIN HAS BEEN ACCEPTED.
(SEE ALSO WTR NOTE ⑥ SHEET 4)
- ③
BY CONTRACTOR
FURNISH AND INSTALL
STA 4+33.25
1- 12" X 6" TEE (MJ, MJ, F)
1- 6" FH ASSY AND MARKER
(3-PORT)

REFERENCE:

WATER: 10763-L, 10764-L, 26400-7-D
SEWER: 10763-L, 10764-L
STORM DRAIN: 10768-L
GAS: 12-714, 12-716, 12-717
ELECTRIC: 212-1746
CABLE TV: 212-746
TELEPHONE: SD0305AA, SD0305AD
IMPROVEMENTS:
100' SCALE/FIELD BOOK: K19S
THOMAS BROS.: I270
HGL: 536

RETIREMENTS:

NONE


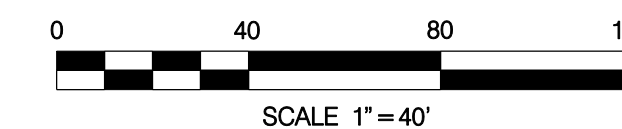

C-8

WATER GROUP 616
(NEW MAIN) BATES STREET
STA 0+80 TO 6+00

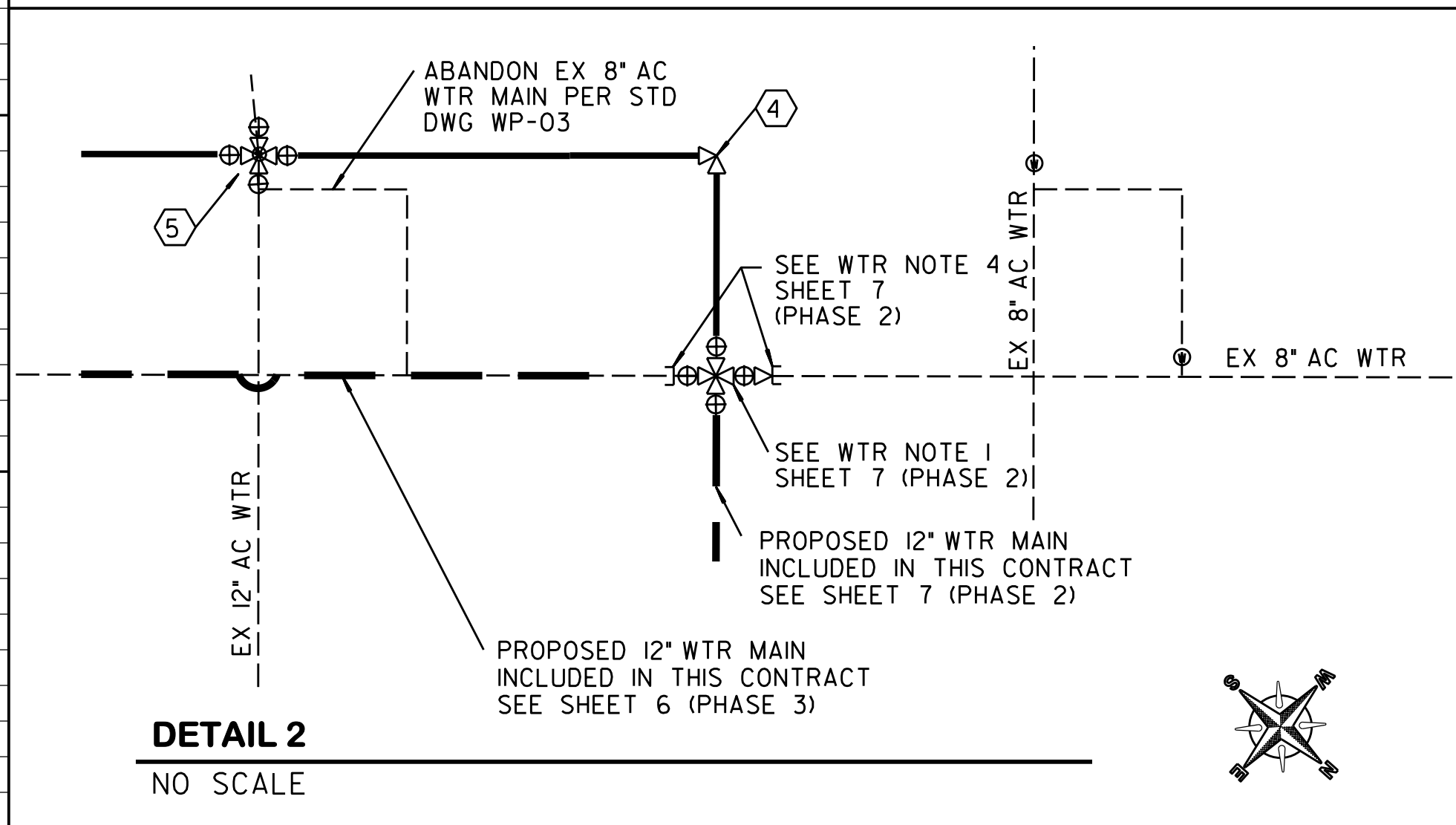
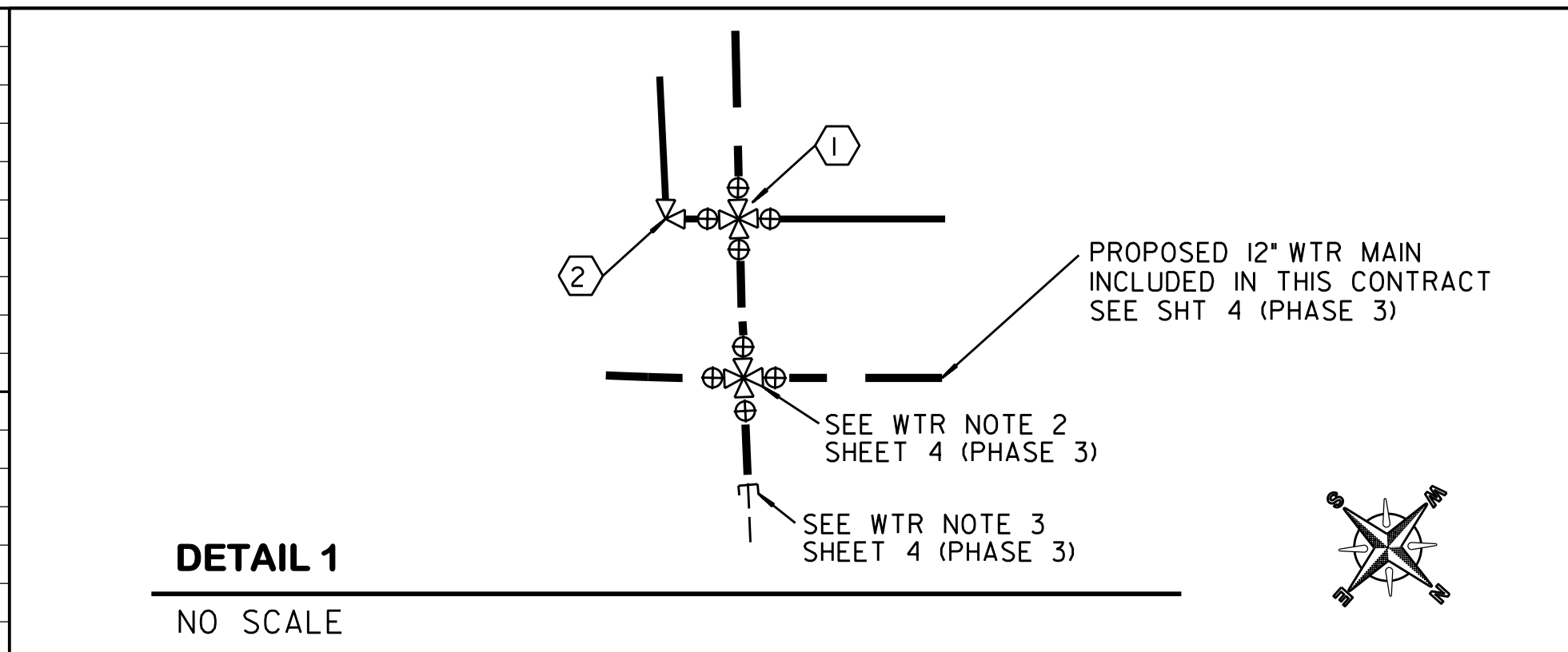
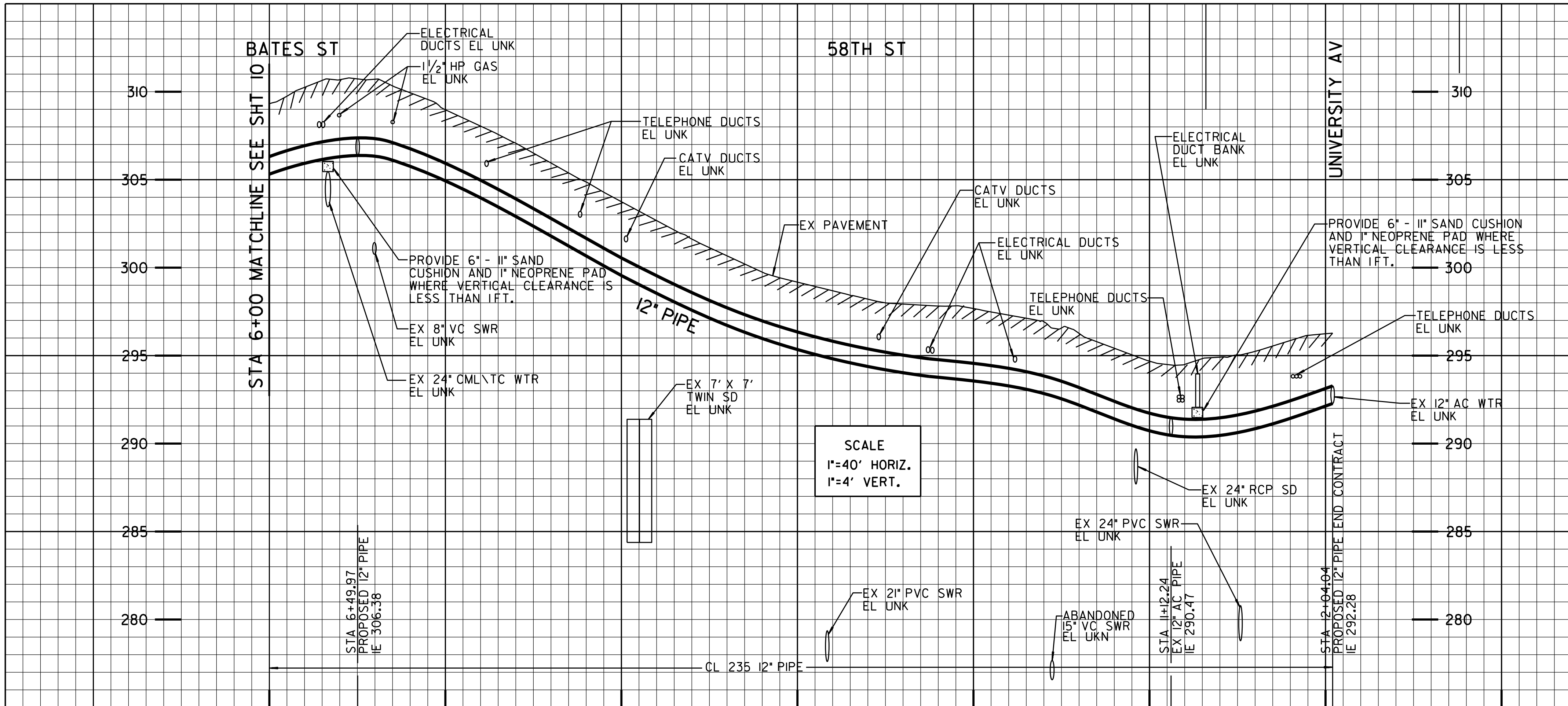
CITY OF SAN DIEGO, CALIFORNIA
PUBLIC WORKS DEPARTMENT
SHEET 10 OF 40 SHEETS

WATER WBS B-00018
SEWER WBS

APPROVED: <i>[Signature]</i> FOR CITY ENGINEER	DATE: 3/29/13	SUBMITTED BY: JOE MYERS PROJECT MANAGER
DESCRIPTION: ORIGINAL	BY: DSE	CHECKED BY: DEAN S. EVANS PROJECT ENGINEER
		214-1749 CCS27 COORDINATE
		6310407-1854444 CCS83 COORDINATE
CONTRACTOR	DATE STARTED	35594-10-D
INSPECTOR	DATE COMPLETED	



(NEW MAIN) BATES ST



①
BY CITY FORCES
FURNISH & INSTALL
AFTER CONTRACTOR
STA 6+49.97
CUT IN:
1- 12" X 12" CROSS (F)
4 - 12" VALVES (F, MJ)
(SEE ALSO WTR NOTE 4 SHT 4)

②
BY CONTRACTOR
FURNISH AND INSTALL
STA 6+44.97
1- 12" 90° BEND (MJ, MJ)

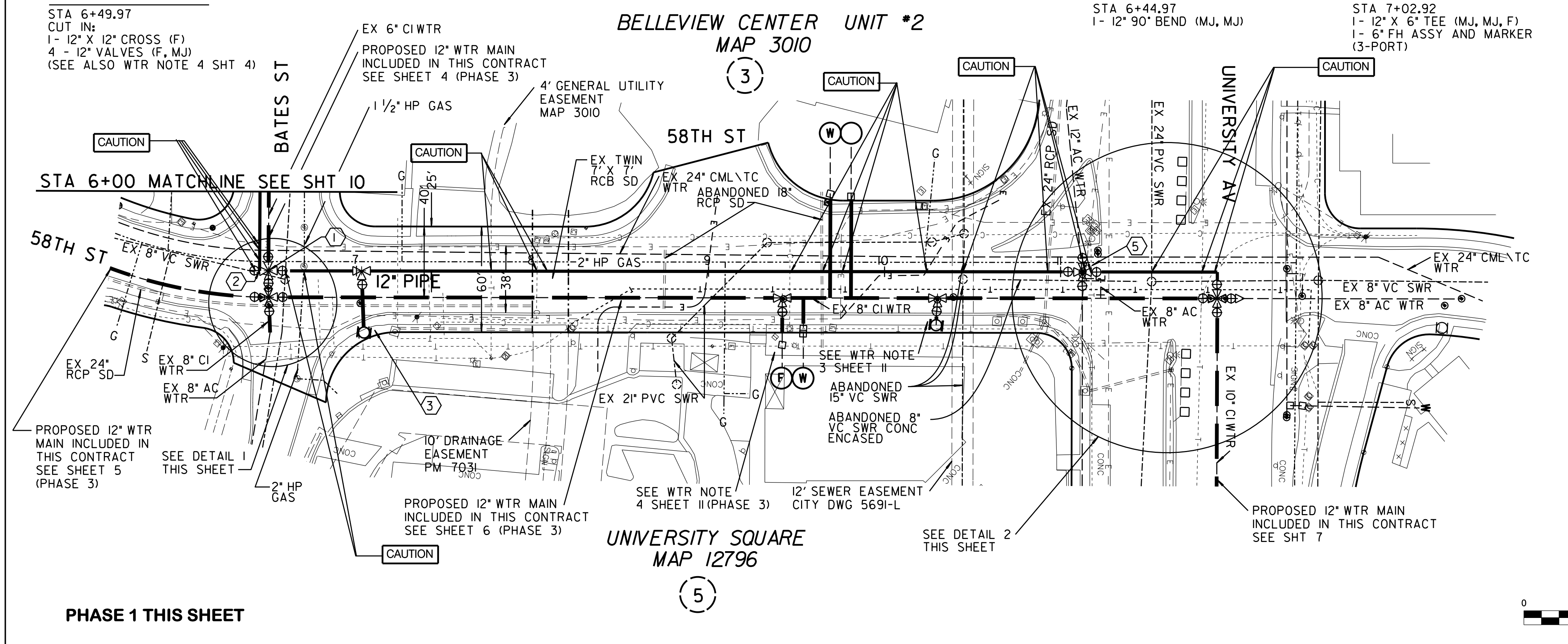
③
BY CONTRACTOR
FURNISH AND INSTALL
STA 7+02.92
1- 12" X 6" TEE (MJ, MJ, F)
1- 6" FH ASSY AND MARKER
(3-PORT)

④
BY CONTRACTOR
FURNISH AND INSTALL
STA 11+89.03
1- 12" 90° BEND (MJ, MJ)


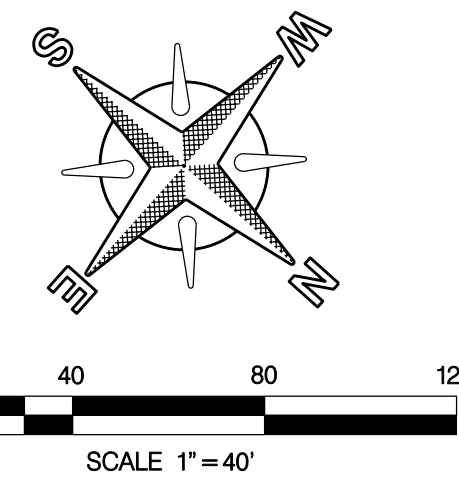
⑤
BY CITY FORCES
FURNISH & INSTALL
AFTER CONTRACTOR
STA 11+12.24
CUT IN:
1- 12" X 12" CROSS (F)
4 - 12" VALVES (F, MJ)
CLOSE VALVE AHD & BK
(SEE ALSO WTR NOTE 3 SHEET 7)

REFERENCE:
WATER: 26400-7-D, 26400-8-D, 10764-L, 10765-L, 18215-2-D
SEWER: 10764-L, 10765-L, 10766-L, 34647-4-D
STORM DRAIN: 20525-5-D, 2972-D, 4142-D
GAS: 12-714, 12-715, 12-708
ELECTRIC: 212-1746
CABLE TV: 212-746
TELEPHONE: SDO305AA, SDO305AD
IMPROVEMENTS:
100' SCALE/FIELD BOOK: K19S
THOMAS BROS.: I270
HGL: 536

RETIREMENTS:
NONE

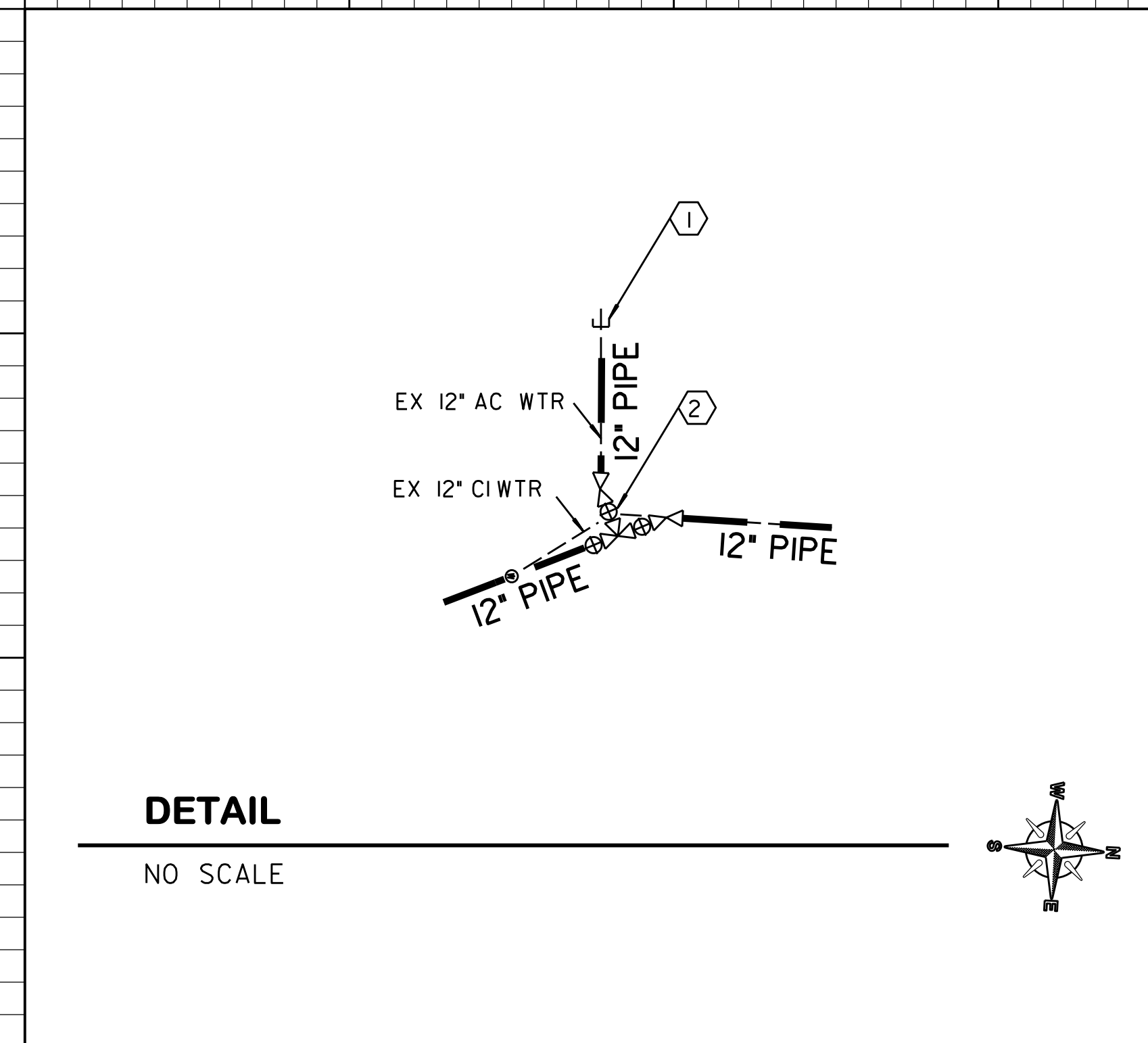
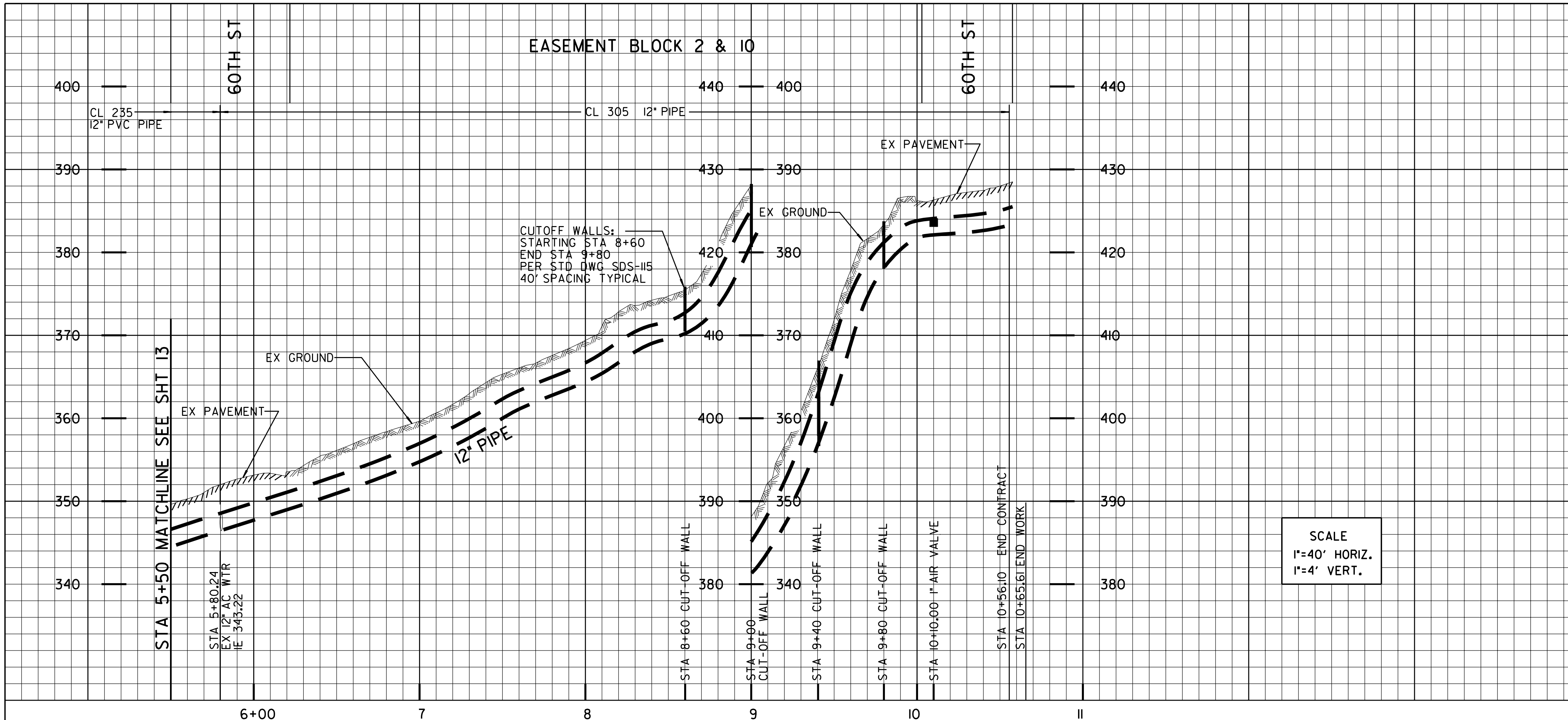


PHASE 1 THIS SHEET

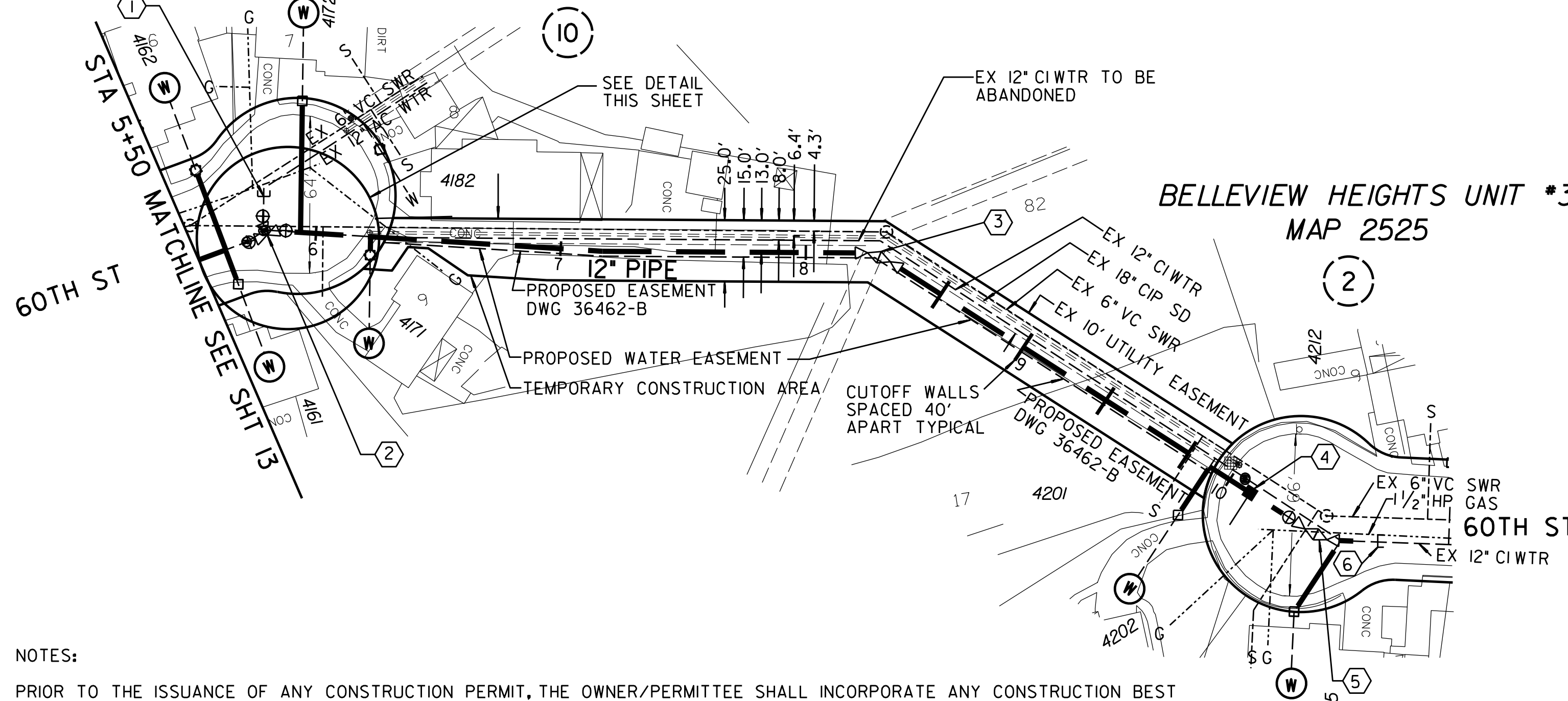


WATER GROUP 616 (NEW MAIN) 58TH STREET STA 6+00 TO 12+04.04		WATER WBS B-00018
CITY OF SAN DIEGO, CALIFORNIA PUBLIC WORKS DEPARTMENT SHEET 11 OF 40 SHEETS		SUBMITTED BY: JOE MYERS PROJECT MANAGER
APPROVED: <i>Joe Myers</i> FOR CITY ENGINEER	DATE 3/29/13	CHECKED BY: DEAN S. EVANS PROJECT ENGINEER
DESCRIPTION ORIGINAL	BY DSE	DATE 214-1749
	APPROVED	FILED
CONTRACTOR	DATE STARTED	6310407-1854444
INSPECTOR	DATE COMPLETED	CCS83 COORDINATE
		35594-11-D

C-9 (NEW MAIN) 58TH STREET



PHASE 6 THIS SHEET BELLEVUE HEIGHTS UNIT #3
MAP 2525



- ① BY CITY FORCES
AHD OF CONTRACTOR
STA 5+80.24 LT 10'
CUT AND PLUG:
EX 12" AC WTR
RECONNECT AFTER NEW MAIN
HAS BEEN ACCEPTED.
- ② BY CONTRACTOR
FURNISH AND INSTALL
STA 5+80.24
1 - 12"x12" TEE (F)
2 - 12" VALVES (F) LT, AHD
1 - 12" VALVES (F, MJ) BK
2 - 12" 22 1/2" BEND (F, MJ) LT, AHD
- ③ BY CONTRACTOR
FURNISH AND INSTALL
STA 8+29.30
1 - 12" 22 1/2" BEND (MJ, F)
1 - 12" 11 1/4" BEND (F, MJ)
- ④ BY CONTRACTOR
FURNISH AND INSTALL
STA 10+10.00
1 - 1" AIR/VACUUM VALVE ASSY, RT
- ⑤ BY CONTRACTOR
FURNISH AND INSTALL
STA 10+46.10
1 - 12" VALVE (F, MJ)
1 - 12" 11 1/4" BEND (F)
1 - 12" 22 1/2" BEND (F, MJ)
- ⑥ BY CITY FORCES
AHD OF CONTRACTOR
STA 10+56.10 AHD 10'
CUT AND PLUG:
EX 12" CI WTR
RECONNECT AFTER NEW MAIN
HAS BEEN ACCEPTED.

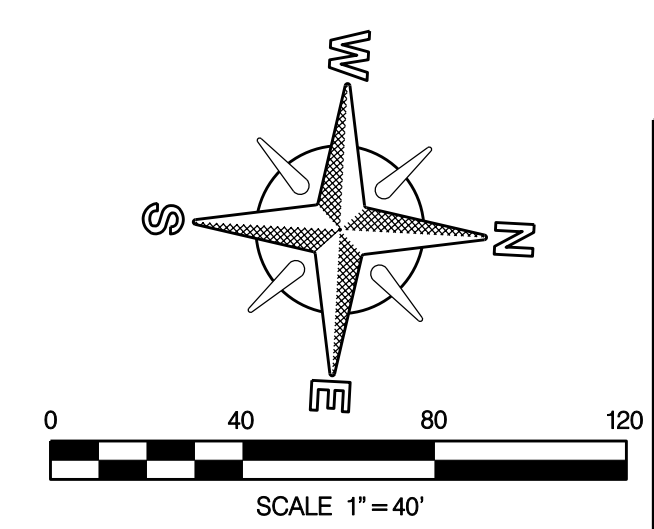
REFERENCE:
WATER: 7344-L, 7345-L
SEWER: 7344-L, 7345-L
STORM DRAIN: 7342-L, 7347-L
GAS: 12-669B
ELECTRIC: 214-1749
CABLE TV: 214-749
TELEPHONE: SDO303BB
IMPROVEMENTS:
100' SCALE/FIELD BOOK: L18S
THOMAS BROS.: I270
HGL: 645

RETIREMENTS:
506' 12" CI 1949
6 - 1" SERVICES

NOTES:
PRIOR TO THE ISSUANCE OF ANY CONSTRUCTION PERMIT, THE OWNER/PERMITEE SHALL INCORPORATE ANY CONSTRUCTION BEST MANAGEMENT PRACTICES NECESSARY TO COMPLY WITH CHAPTER 14, ARTICLE 2, DIVISION 1 (GRADING REGULATIONS) OF THE SAN DIEGO MUNICIPAL CODE, INTO THE CONSTRUCTION PLANS OR SPECIFICATIONS. (NEW ISSUE)
PRIOR TO THE ISSUANCE OF ANY CONSTRUCTION PERMIT, THE OWNER/PERMITEE SHALL SUBMIT A WATER POLLUTION CONTROL PLAN (WPCP). THE WPCP SHALL BE PREPARED IN ACCORDANCE WITH THE GUIDELINES IN APPENDIX G OF THE CITY'S STORM WATER STANDARDS. (NEW ISSUE)

HIGHLINE NOTE:
CITY FORCES TO HIGHLINE THE END OF BOTH CULESACS OF 60TH STREET. CITY FORCES TO FURNISH HIGHLINE MATERIALS AND TRANSFER SERVICES.

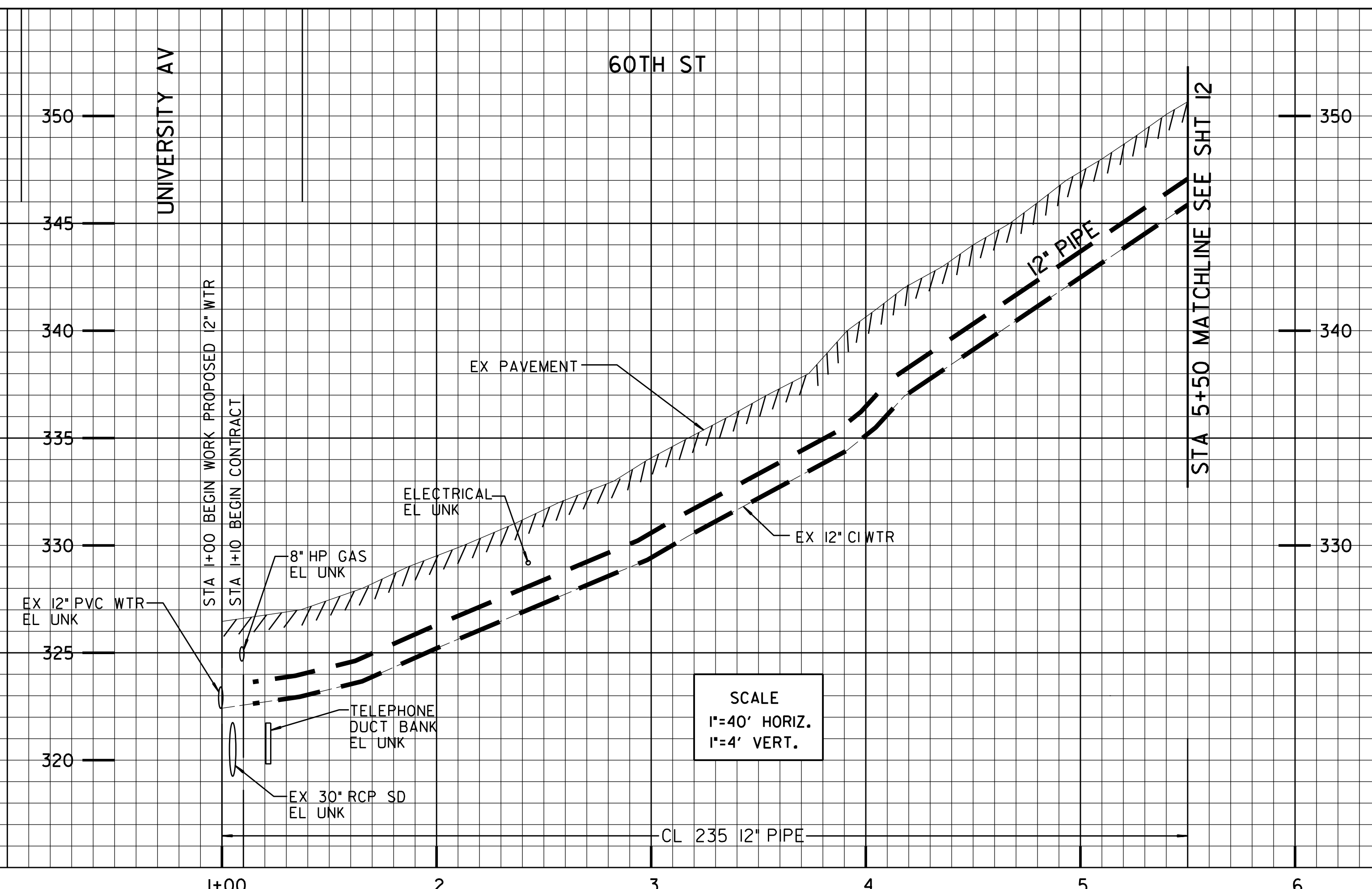
CONTRACTOR'S NOTE:
USE EXTREME CAUTION WHEN WORKING DUE TO LOW OVERHEAD UTILITY LINES.



WATER GROUP 616 EASEMENT BLK 2 & 10 STA 5+50 TO STA 10+55.61			
CITY OF SAN DIEGO, CALIFORNIA PUBLIC WORKS DEPARTMENT SHEET 12 OF 40 SHEETS		WATER WBS B-00018	SEWER WBS
APPROVED: <i>[Signature]</i> FOR CITY ENGINEER	DATE 3/29/13	SUBMITTED BY JOE MYERS PROJECT MANAGER	
DESCRIPTION ORIGINAL	BY BT	DATE	FILMED
CHECKED BY DEAN S EVANS PROJECT ENGINEER		DATE 214-1749 COORDINATE CCS27	
CONTRACTOR		DATE STARTED	
INSPECTOR		DATE COMPLETED	
		6310407-185444 CCS83 COORDINATE 35594-12-D	

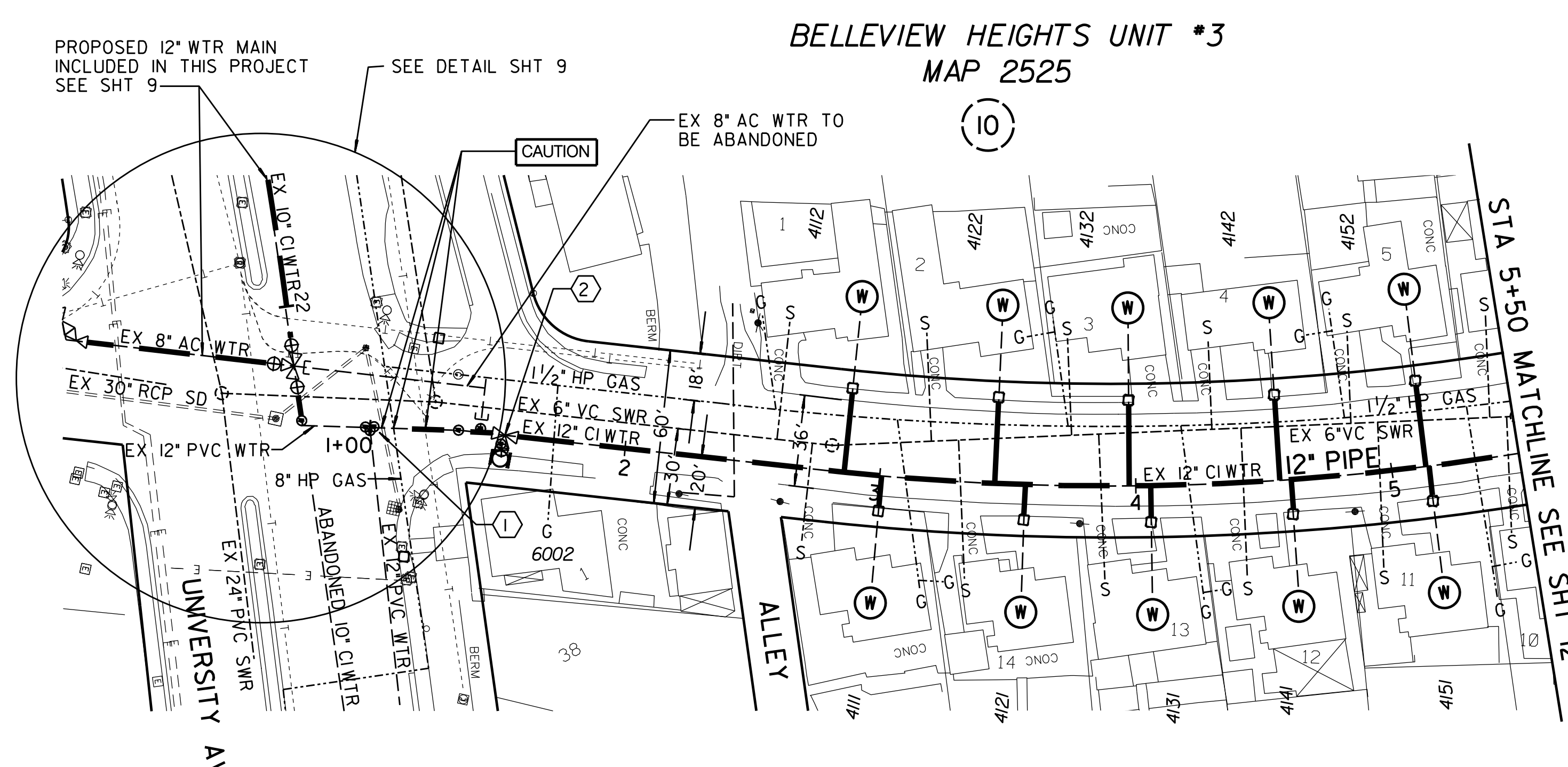
EASEMENT BLK 2 & 10

C-10



SCALE
1"=40' HORIZ.
1"=4' VERT.

PHASE 6 THIS SHEET



**BELLEVIEW HEIGHTS UNIT #3
MAP 2525**

CAUTION
1 1/2" HP GAS CONTRACTOR TO VERIFY EXACT LOCATION AND MUST NOTIFY SDG&E THREE (3) WEEKS IN ADVANCE PRIOR TO EXCAVATION SDG&E STANDBY MAY BE REQUIRED

REFERENCE:
WATER: 7344-L, 7345-L
SEWER: 7344-L, 7345-L
STORM DRAIN: 7342-L, 7347-L
GAS: 12-672, 12-673
ELECTRIC: 214-1749
CABLE TV: 214-749
TELEPHONE: SD0303BD, SD0303BB
IMPROVEMENTS:
100' SCALE/FIELD BOOK: L18S
THOMAS BROS.: I270
HGL: 645/536

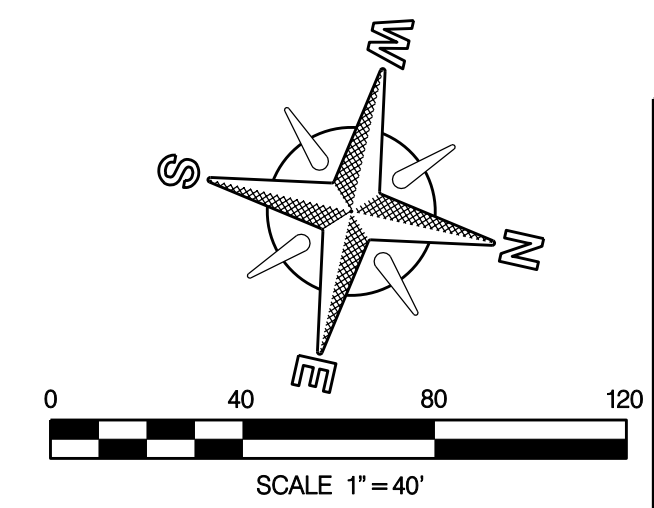
①
BY CITY FORCES
FURNISH & INSTALL
AHD OF CONTRACTOR
STA 1+00
CLOSE EX VALVE AHD
RECONNECT AFTER NEW MAIN
HAS BEEN ACCEPTED AND
OPEN VALVE AHD.

②
BY CONTRACTOR
FURNISH AND INSTALL
STA 1+52.87
1- 12" X 6" TEE (MJ, MJ, F)
1- 6" FH ASSY AND MARKER

RETIREMENTS:
440' 12" CI 1949
1- FH (2-PORT) 1949
10 - 1" SERVICE

CONTRACTOR'S NOTE:
USE EXTREME CAUTION WHEN WORKING DUE TO LOW OVERHEAD UTILITY LINES.

HIGHLIGHTING NOTE:
CITY FORCES TO HIGHLIGHT 60TH STREET FROM STA 1+00 TO STA 5+50
CITY FORCES TO FURNISH HIGHLIGHT MATERIALS AND TRANSFER SERVICES.

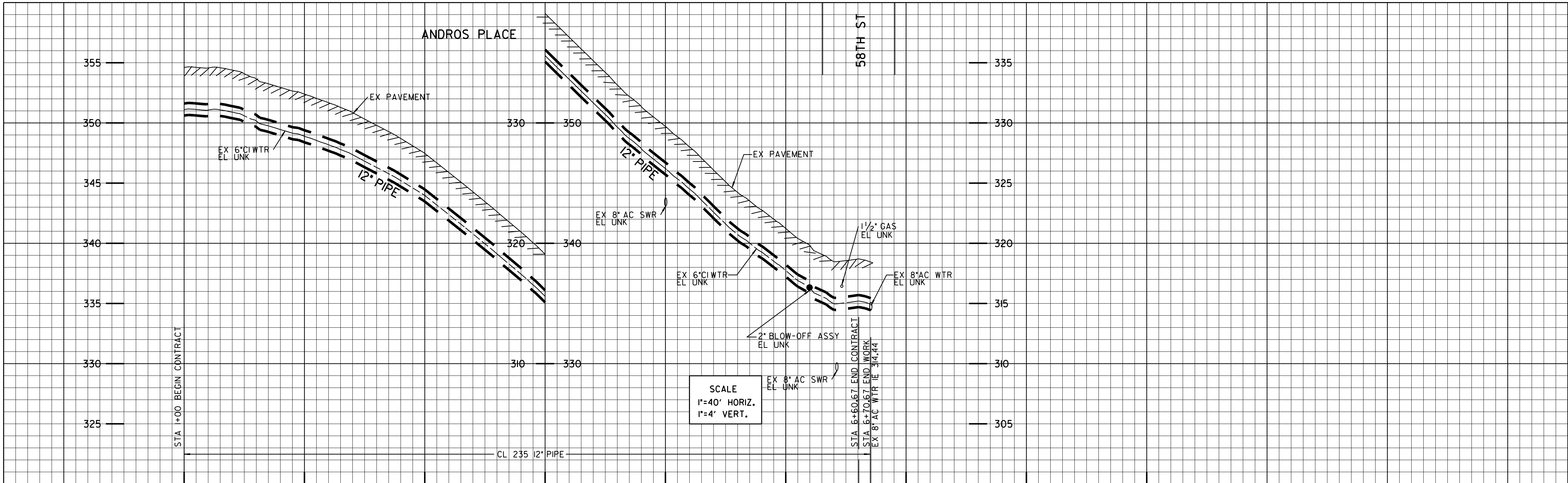


**WATER GROUP 616
60TH STREET
STA 1+00 TO 5+50**

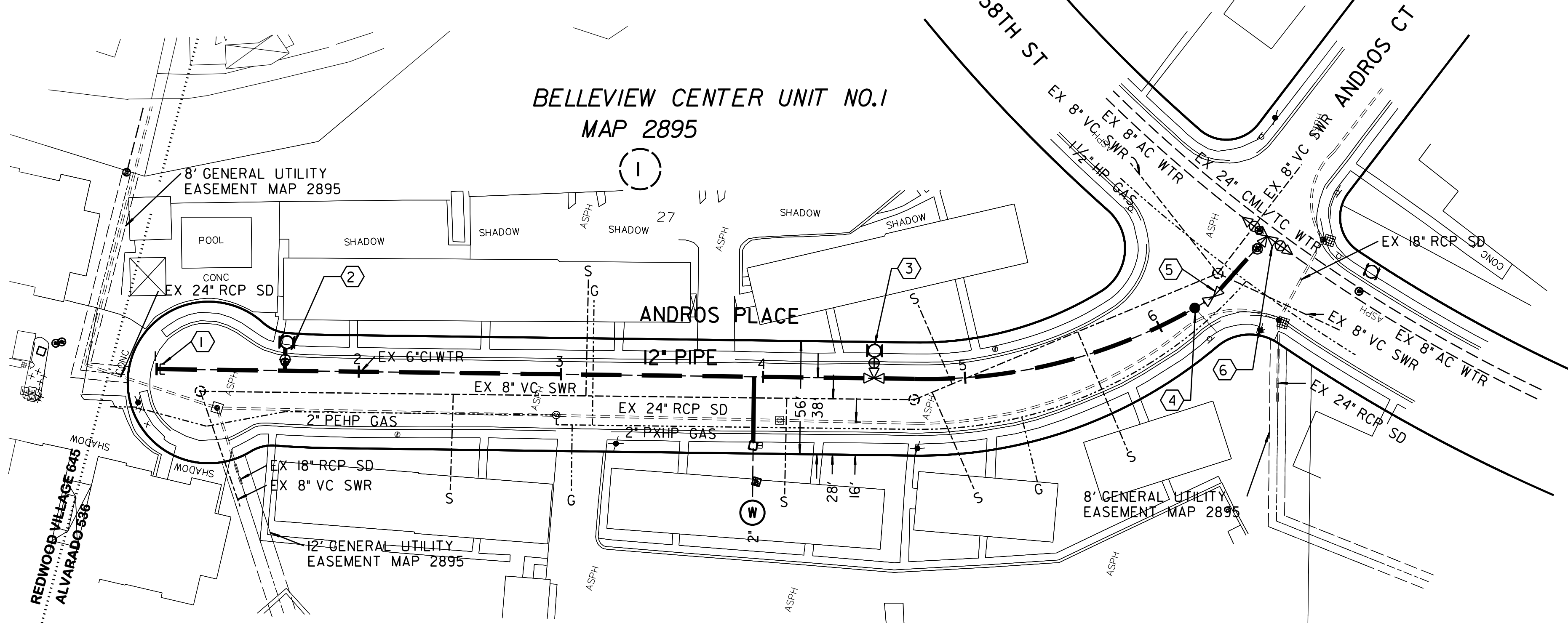
CITY OF SAN DIEGO, CALIFORNIA PUBLIC WORKS DEPARTMENT SHEET 13 OF 40 SHEETS		WATER WBS B-00018	SEWER WBS
APPROVED: <i>Joe Myers</i> FOR CITY ENGINEER	DATE 3/29/13	SUBMITTED BY: JOE MYERS PROJECT MANAGER	
DESCRIPTION	BY	APPROVED	DATE
ORIGINAL	BT		
CHECKED BY: DEAN S EVANS PROJECT ENGINEER		214-1749	CCS27 COORDINATE
		6310407-1854444	CCS83 COORDINATE
CONTRACTOR	DATE STARTED	35594-13-D	
INSPECTOR	DATE COMPLETED		

C-11

60TH STREET



PHASE 4 THIS SHEET



HIGHLINING NOTE:
CITY FORCES TO HIGHLINE ANDROS PLACE FROM STA 1+00 TO STA 6+70 CITY FORCES TO FURNISH HIGHLINE MATERIALS AND TRANSFER SERVICES.

CONTRACTOR NOTE:
USE EXTREME CAUTION WHEN WORKING DUE TO LOW OVERHEAD UTILITY LINES.

- ① BY CONTRACTOR FURNISH AND INSTALL
STA 1+00
1- 12" END CAP
- ② BY CONTRACTOR FURNISH AND INSTALL
STA 1+63.50
1- 8" X 6" TEE (MJ, MJ, F)
1- 6" FH ASSY AND MARKER (3-PORT)
- ③ BY CONTRACTOR FURNISH AND INSTALL
STA 4+54.80
1- 8" X 6" TEE (MJ, MJ, F)
1- 6" FH ASSY AND MARKER (3-PORT)
- ④ BY CONTRACTOR FURNISH AND INSTALL
STA 6+19.77
1- 2" BLOW-OFF ASSY, LT

- ⑤ BY CONTRACTOR FURNISH AND INSTALL
STA 6+30.53
1- 12" 1 1/4" BEND (F, MJ)
- ⑥ BY CITY FORCES FURNISH & INSTALL AHD OF CONTRACTOR
STA 6+70.67
CUT IN:
1- 12" X 12" TEE (F)
2- 12" VALVES (F) LT, RT
1- 12" VALVE (F, MJ) BK
2- 8" X 12" REDUCERS (F, MJ) LT, RT
CLOSE VALVE BK
RECONNECT AFTER NEW MAIN HAS BEEN ACCEPTED AND OPEN VALVE BK


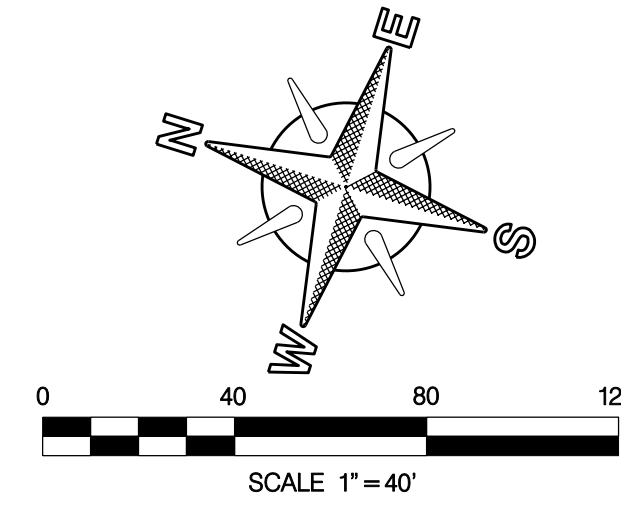
REFERENCE:
WATER: 9931-L, 9002-L, 26400-8-D
SEWER: 9931-L, 9932-L
STORM DRAIN: 9931-L, 9932-L, 9001-L
GAS: 12-707, 12-707A
ELECTRIC: 212-1746
CABLE TV: 212-746
TELEPHONE: SD0503D
IMPROVEMENTS:
100' SCALE/FIELD BOOK: K19S
THOMAS BROS.: 1270
HGL: 536

RETIREMENTS:
571' 6" CI 1953
1- FH (2-PORT) 1953
1- 1" SERVICE

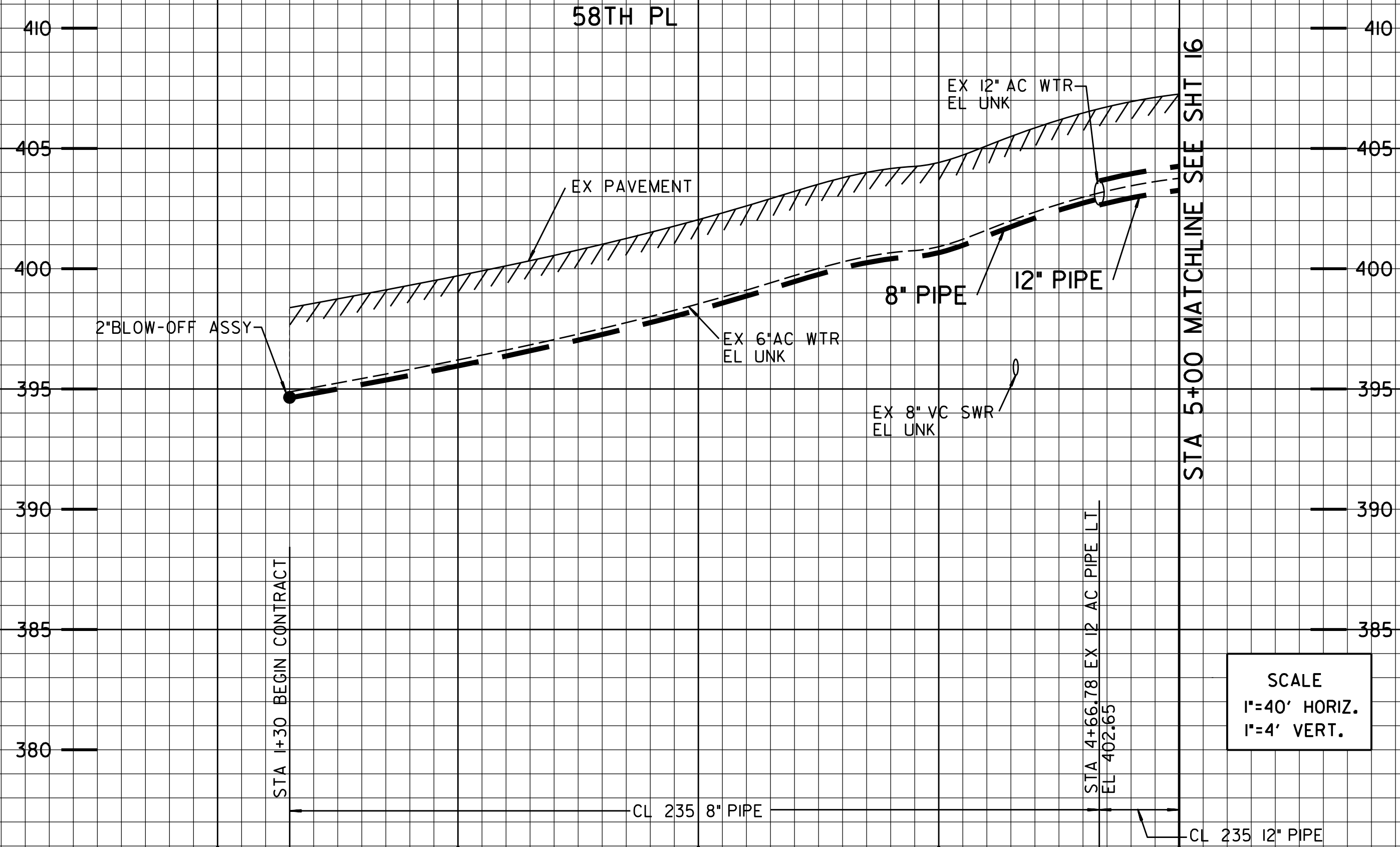
C-12

WATER GROUP 616
ANDROS PLACE
STA 1+00 TO 6+70.67

CITY OF SAN DIEGO, CALIFORNIA PUBLIC WORKS DEPARTMENT SHEET 14 OF 40 SHEETS				WATER WBS B-00018 SEWER WBS
APPROVED: <i>[Signature]</i> FOR CITY ENGINEER	DATE: 3/29/13	SUBMITTED BY: JOE MYERS PROJECT MANAGER		
DESCRIPTION: ORIGINAL	BY: DSE	APPROVED:	CHECKED BY: DEAN S. EVANS PROJECT ENGINEER	
			214-1749 CCS27 COORDINATE	
			6310407-1854444 CCS83 COORDINATE	
CONTRACTOR: _____	DATE STARTED: _____	35594-14-D		
INSPECTOR: _____	DATE COMPLETED: _____			

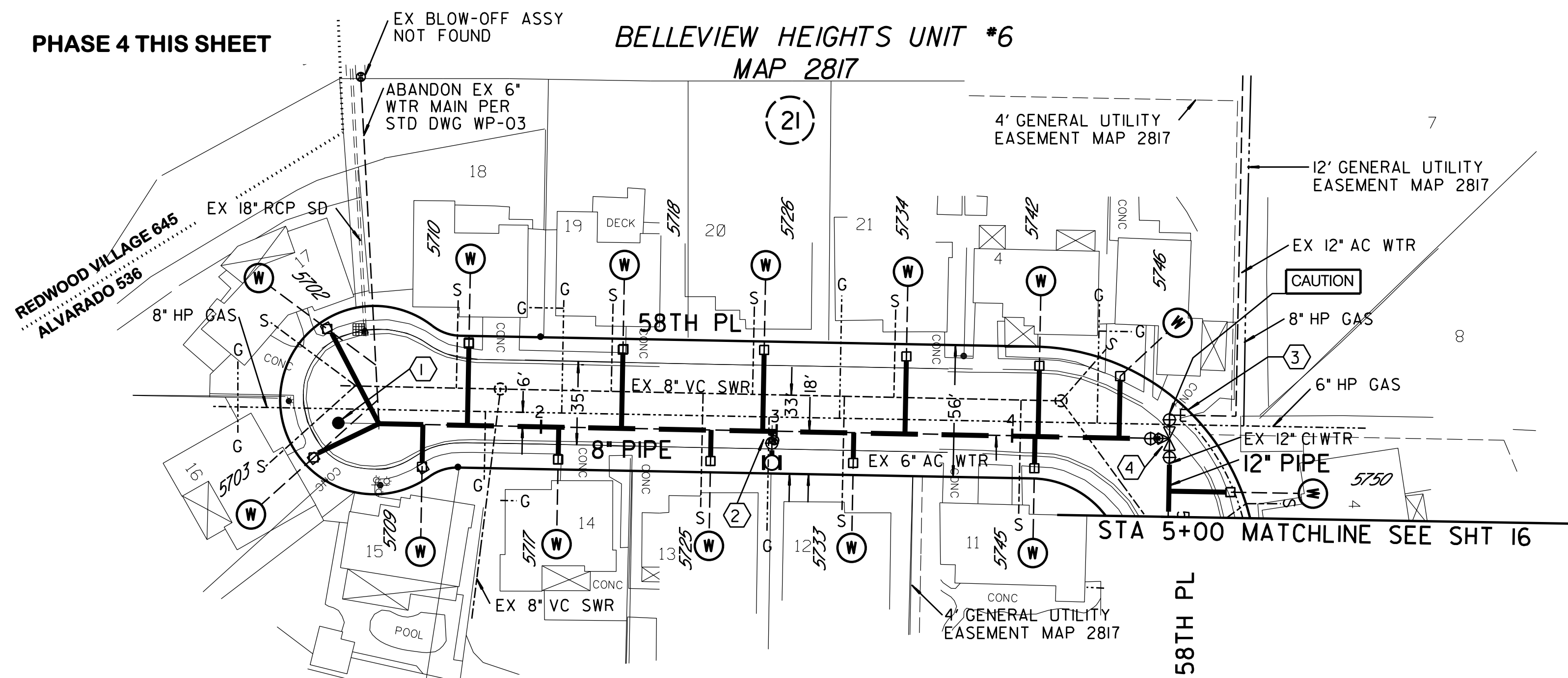


ANDROS PLACE



SCALE
1"=40' HORIZ.
1"=4' VERT.

PHASE 4 THIS SHEET



CONTRACTOR NOTE:
USE EXTREME CAUTION WHEN WORKING DUE
TO LOW OVERHEAD UTILITY LINES.

HIGHLINING NOTE:
CITY FORCES TO HIGHLINE 58TH PLACE
FROM STA 1+00 TO STA 5+00 CITY FORCES
TO FURNISH HIGHLINE MATERIALS AND TRANSFER
SERVICES.

- ①
BY CONTRACTOR
FURNISH AND INSTALL
STA 1+30.00
1- 2" BLOW-OFF ASSY
- ②
BY CONTRACTOR
FURNISH AND INSTALL
STA 2+98.00
1- 12" X 6" TEE (MJ, MJ, F)
1- 6" FH ASSY AND MARKER
- ③
BY CITY FORCES
AND OF CONTRACTOR
STA 4+66.78 LT 10.0'
CUT AND PLUG;
EX 12" AC WTR
RECONNECT AFTER NEW MAIN
HAS BEEN ACCEPTED.
- ④
BY CONTRACTOR
FURNISH AND INSTALL
STA 4+66.78
1- 12" X 8" TEE (F)
2 - 12" VALVE (F, MJ)
1- 8" VALVE (F, MJ)

REFERENCE:

WATER: 9097-L, 9099-L
SEWER: 9097-L, 9099-L
STORM DRAIN: 9097-L, 9099-L
GAS: 12-670
ELECTRIC: 214-1746
CABLE TV: 214-746
TELEPHONE: SDO303AC
IMPROVEMENTS:
100' SCALE/FIELD BOOK: K18S, K19S
THOMAS BROS.: I270
HGL: 645


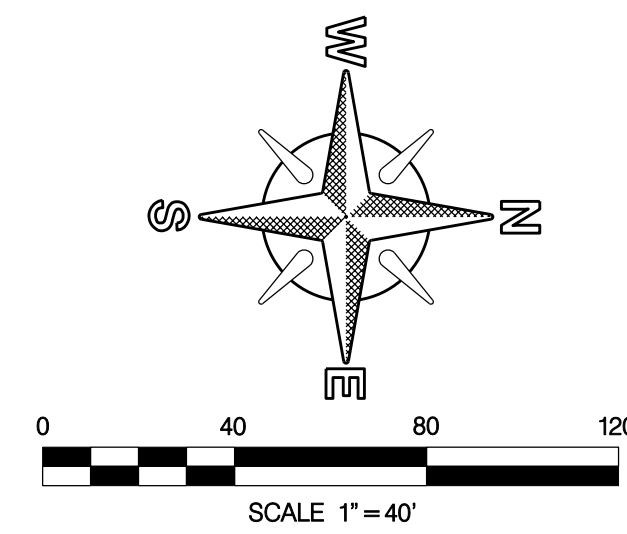
RETIREMENTS:

368' 6" AC 1954
32' 12" CI 1954
1- FH (2-PORT) 1954
14 - 1" SERVICES

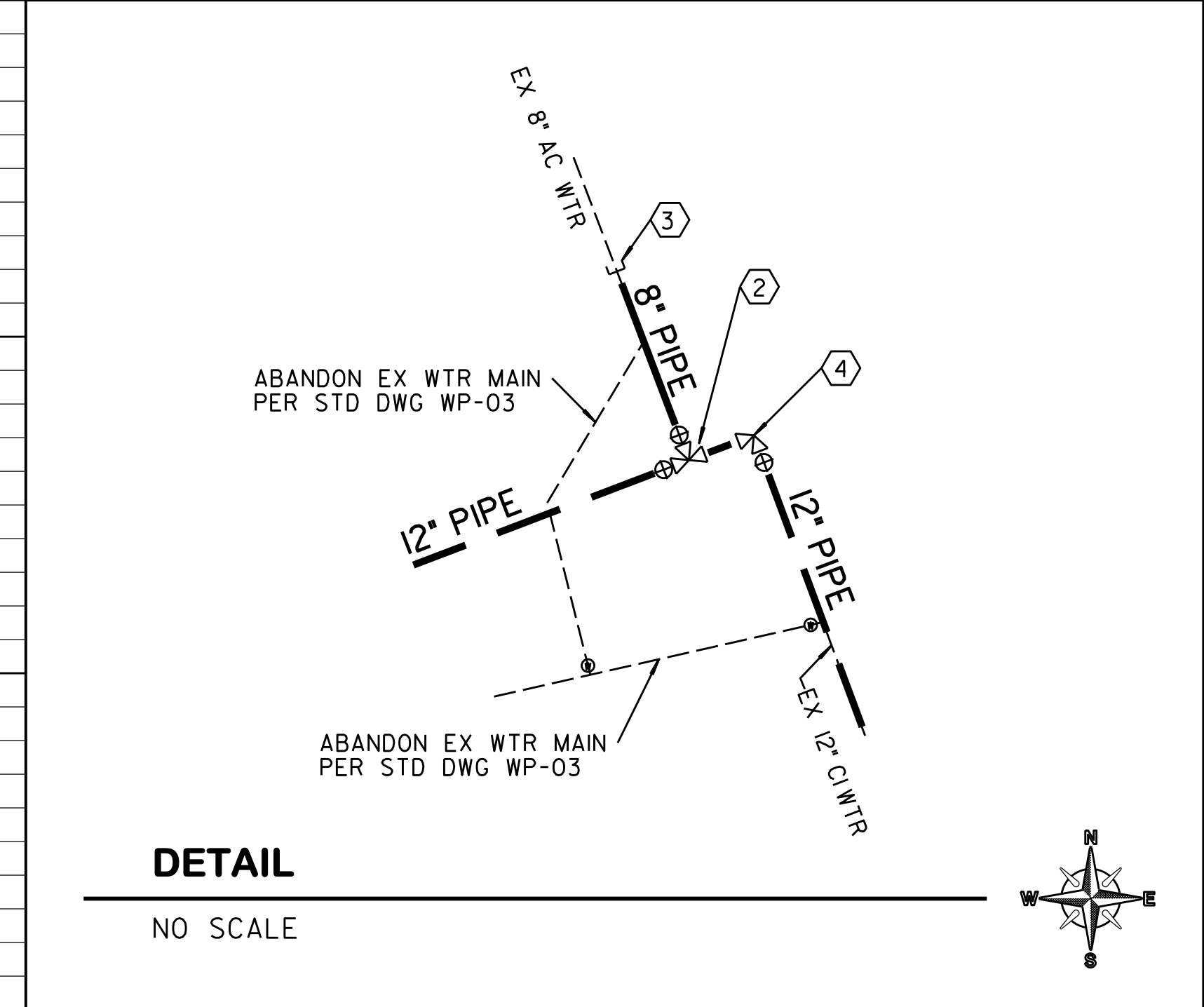
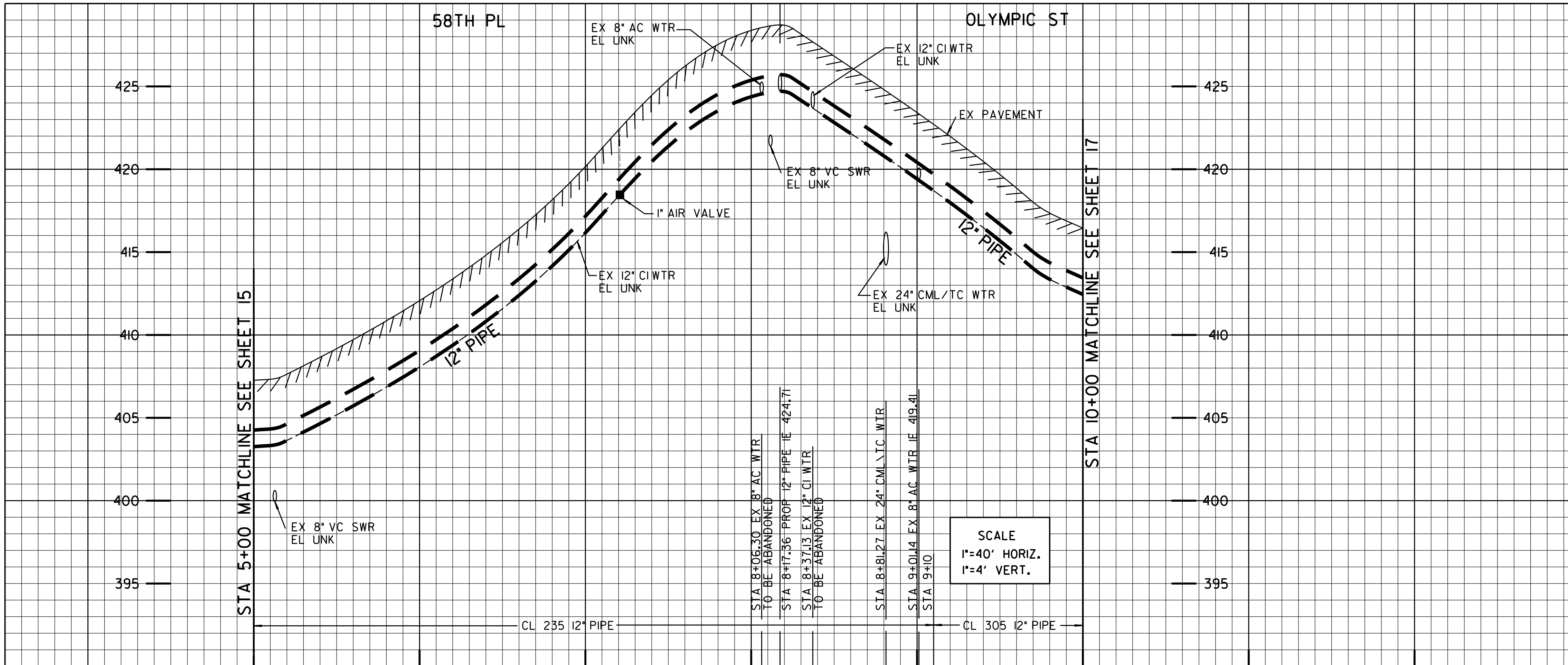
C-13

WATER GROUP 616
58TH PLACE
STA 1+30 TO 5+00

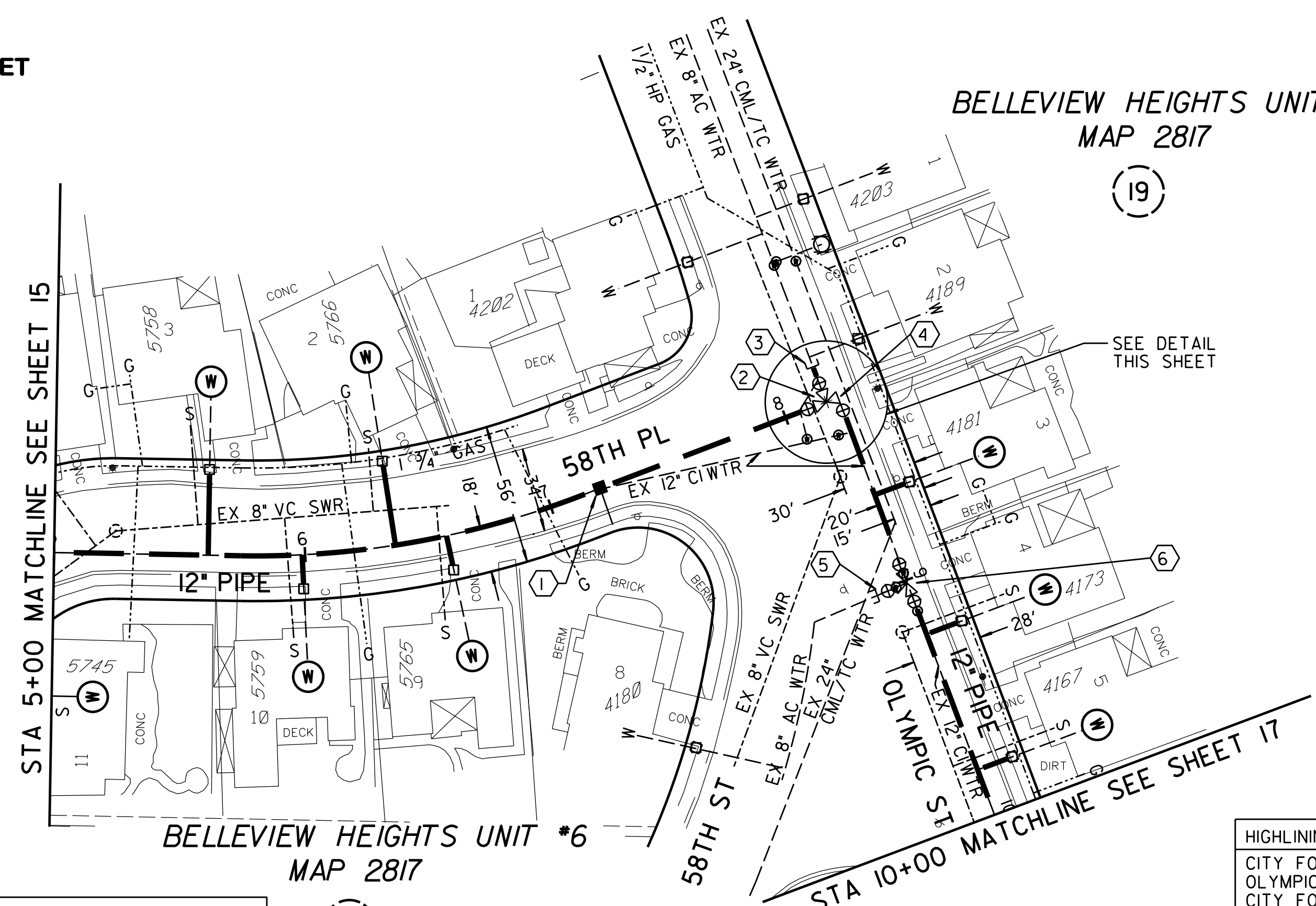
CITY OF SAN DIEGO, CALIFORNIA PUBLIC WORKS DEPARTMENT SHEET 15 OF 40 SHEETS				WATER WBS B-00018
APPROVED: <i>Joe Myers</i> FOR CITY ENGINEER	DATE 3/29/13			SUBMITTED BY: JOE MYERS PROJECT MANAGER
DESCRIPTION ORIGINAL	BY DSE	APPROVED	DATE	FILMED
				CHECKED BY: DEAN S. EVANS PROJECT ENGINEER
				214-1749 CCS27 COORDINATE
				6310407-1854444 CCS83 COORDINATE
CONTRACTOR	DATE STARTED			35594-15-D
INSPECTOR	DATE COMPLETED			



58TH PLACE



PHASE 4 THIS SHEET



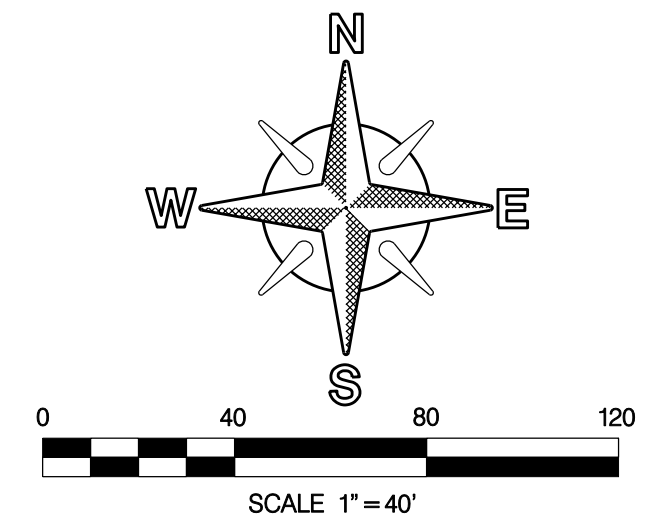
- (1) BY CONTRACTOR FURNISH AND INSTALL
STA 7+20.79
1- 1" AIR VALVE ASSY, RT
- (2) BY CONTRACTOR FURNISH AND INSTALL
STA 8+17.36
1- 12" X 8" TEE (F, F, MJ)
1- 12" VALVE (F, MJ) BK
1- 8" VALVE (F, MJ) LT
- (3) BY CITY FORCES AHD OF CONTRACTOR
STA 8+17.36 LT 15.0'
CUT AND PLUG:
EX 8" AC WTR
RECONNECT AFTER NEW MAIN HAS BEEN ACCEPTED.
- (4) BY CONTRACTOR FURNISH AND INSTALL
STA 8+22.53
1- 12" 90° BEND (F, MJ)
1- 12" VALVE (F, MJ) AHD
- (5) BY CITY FORCES AHD OF CONTRACTOR
STA 9+01.14 RT 10.0'
CUT AND PLUG:
EX 8" AC WTR
RECONNECT AFTER NEW MAIN HAS BEEN ACCEPTED.
- (6) BY CONTRACTOR FURNISH AND INSTALL
STA 9+01.14
1- 12" X 12" TEE (F)
2 - 12" VALVE (F, MJ) BK, AHD
1- 12" VALVE (F, MJ) RT
1- 12"x8" REDUCER (F, MJ) RT

REFERENCE:
 WATER: 9097-L, 9099-L, 9002-L, 26400-9-D, 21840-3-D
 SEWER: 9097-L, 9099-L, 9002-L
 STORM DRAIN: 9097-L, 9099-L
 GAS: I2-670
 ELECTRIC: 214-1746
 CABLE TV: 214-746
 TELEPHONE: SD0303AC
 IMPROVEMENTS:
 100' SCALE/FIELD BOOK: K18S
 THOMAS BROS.: I270
 HGL: 645

RETIREMENTS:
 487' 12" CI 1954
 7 - 1" SERVICES

HIGHLINING NOTE:
 CITY FORCES TO HIGHLINE 58TH STREET AND OLYMPIC STREET FROM STA 5+00 TO STA 10+00
 CITY FORCES TO FURNISH HIGHLINE MATERIALS AND TRANSFER SERVICES.

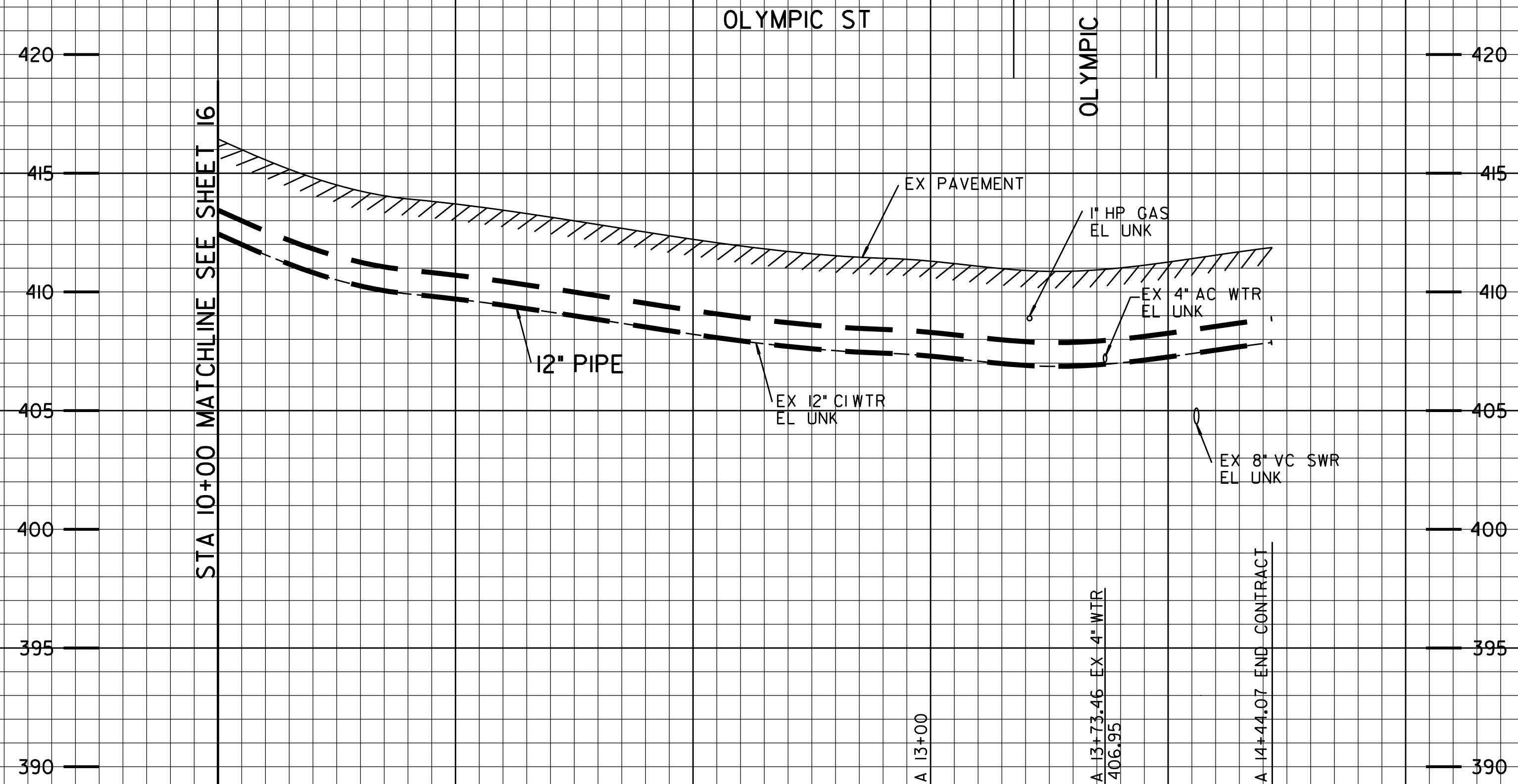
CONTRACTOR'S NOTE:
 USE EXTREME CAUTION WHEN WORKING DUE TO LOW OVERHEAD UTILITY LINES.



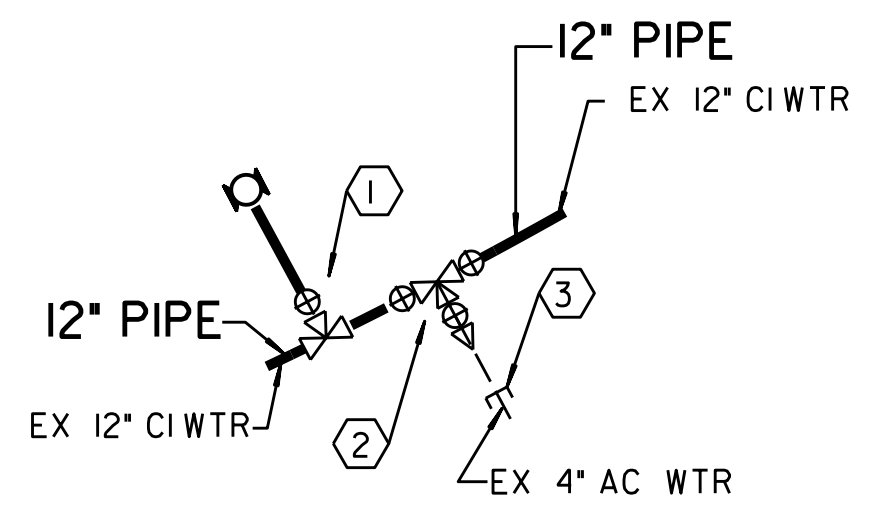
WATER GROUP 616			
58TH PLACE & OLYMPIC			
STA 5+00 TO 10+00			
CITY OF SAN DIEGO, CALIFORNIA PUBLIC WORKS DEPARTMENT SHEET 16 OF 40 SHEETS		WATER WBS B-00018 SEWER WBS	
APPROVED: FOR CITY ENGINEER	DATE 3/29/13	SUBMITTED BY: JOE MYERS PROJECT MANAGER	
DESCRIPTION ORIGINAL	BY DSE	APPROVED	FILED
CHECKED BY: DEAN S. EVANS PROJECT ENGINEER		214-1749 CCS27 COORDINATE	
CONTRACTOR		DATE STARTED	
INSPECTOR		DATE COMPLETED	
		6310407-1854444 CCS83 COORDINATE	
35594-16-D			

C-14

58TH PLACE & OLYMPIC




SCALE
1"=40' HORIZ.
1"=4' VERT.

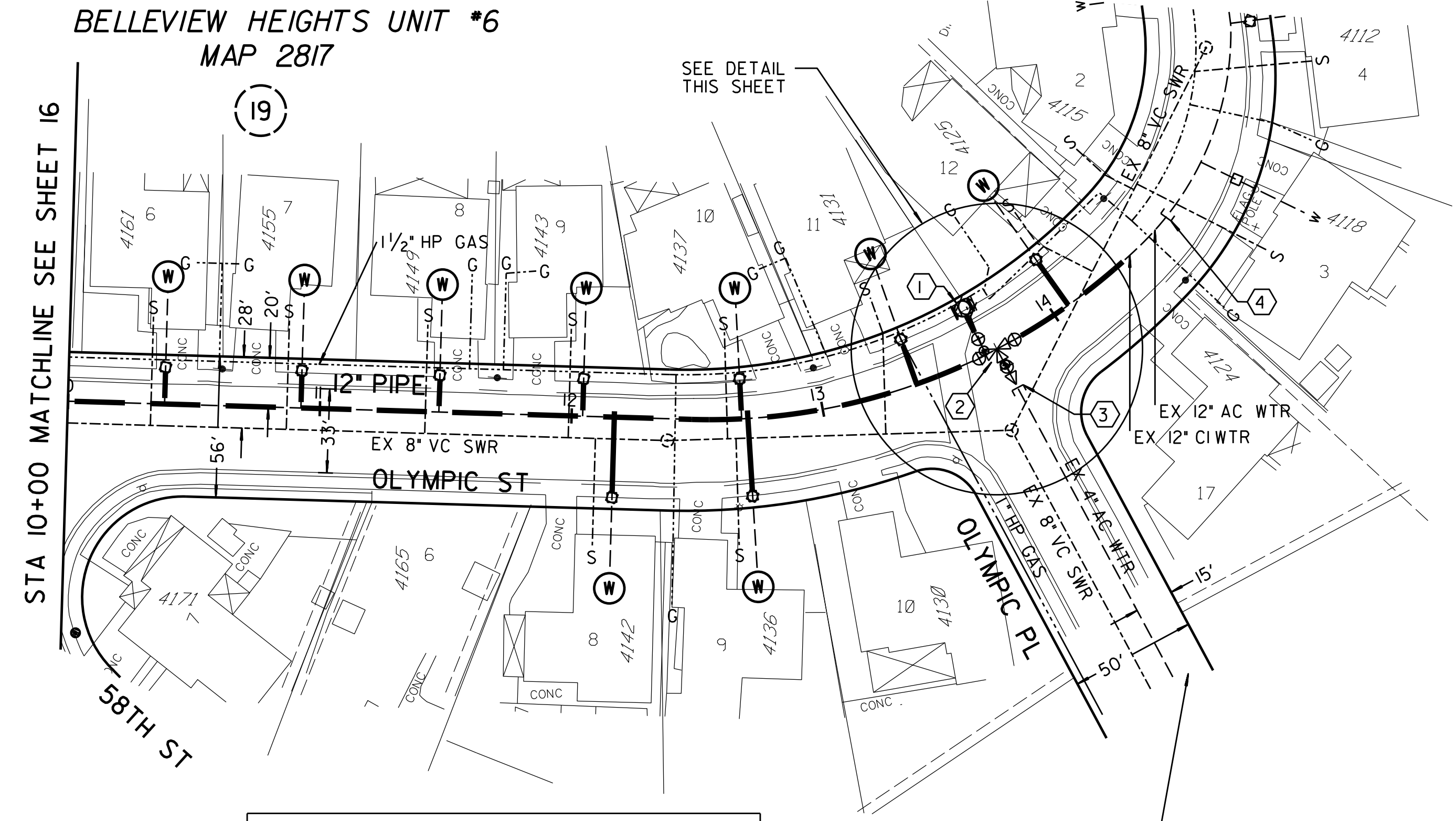


DETAIL

NO SCALE



PHASE 4 THIS SHEET



BELLEVUE HEIGHTS UNIT #6
MAP 2817

STA 10+00 MATCHLINE SEE SHEET 16

58TH ST

OLYMPIC PL NEEDS TO BE HIGHLINED

CONTRACTOR'S NOTE
USE EXTREME CAUTION WHEN WORKING DUE
TO LOW OVERHEAD UTILITY LINES.

HIGHLINE NOTE:
CITY FORCES TO HIGHLINE OLYMPIC STREET
FROM STA 10+00 TO STA 14+45 CITY FORCES
TO FURNISH HIGHLINE MATERIALS AND TRANSFER
SERVICES.

①
BY CONTRACTOR
FURNISH AND INSTALL
STA 13+68.46
1- 12" X 6" TEE (MJ, MJ, F)
1- 6" FH ASSY AND MARKER

②
BY CONTRACTOR
FURNISH AND INSTALL
STA 13+73.46
1- 12" X 8" TEE (F)
2- 12" VALVE (F, MJ) BK, AHD
1- 8" VALVE (F) RT
1- 8" X 4" REDUCER (F, MJ) RT

③
BY CITY FORCES
AHD OF CONTRACTOR
STA 13+73.46 RT 15.0'
CUT AND PLUG:
EX 4" AC WTR
RECONNECT AFTER NEW MAIN
HAS BEEN ACCEPTED.

④
BY CITY FORCES
AHD OF CONTRACTOR
STA 14+59.07
CUT AND PLUG:
EX 12" AC WTR
RECONNECT AFTER NEW MAIN
HAS BEEN ACCEPTED.

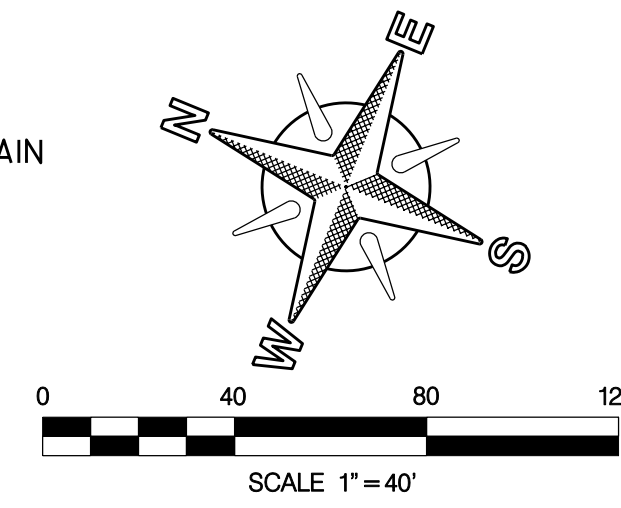
REFERENCE:
WATER: 9750-3-D, 9096-L
SEWER: 9096-L
STORM DRAIN:
GAS: 12-670, 12-670A, 12-670B
ELECTRIC: 214-1746
CABLE TV: 214-746
TELEPHONE: SD0303AC
IMPROVEMENTS:
100' SCALE/FIELD BOOK: K18S, K19S
THOMAS BROS.: I270
HGL: 645

RETIREMENTS:
444' 12" CI 1954
1- FH (2-PORT) 1954
9 - 1" SERVICES

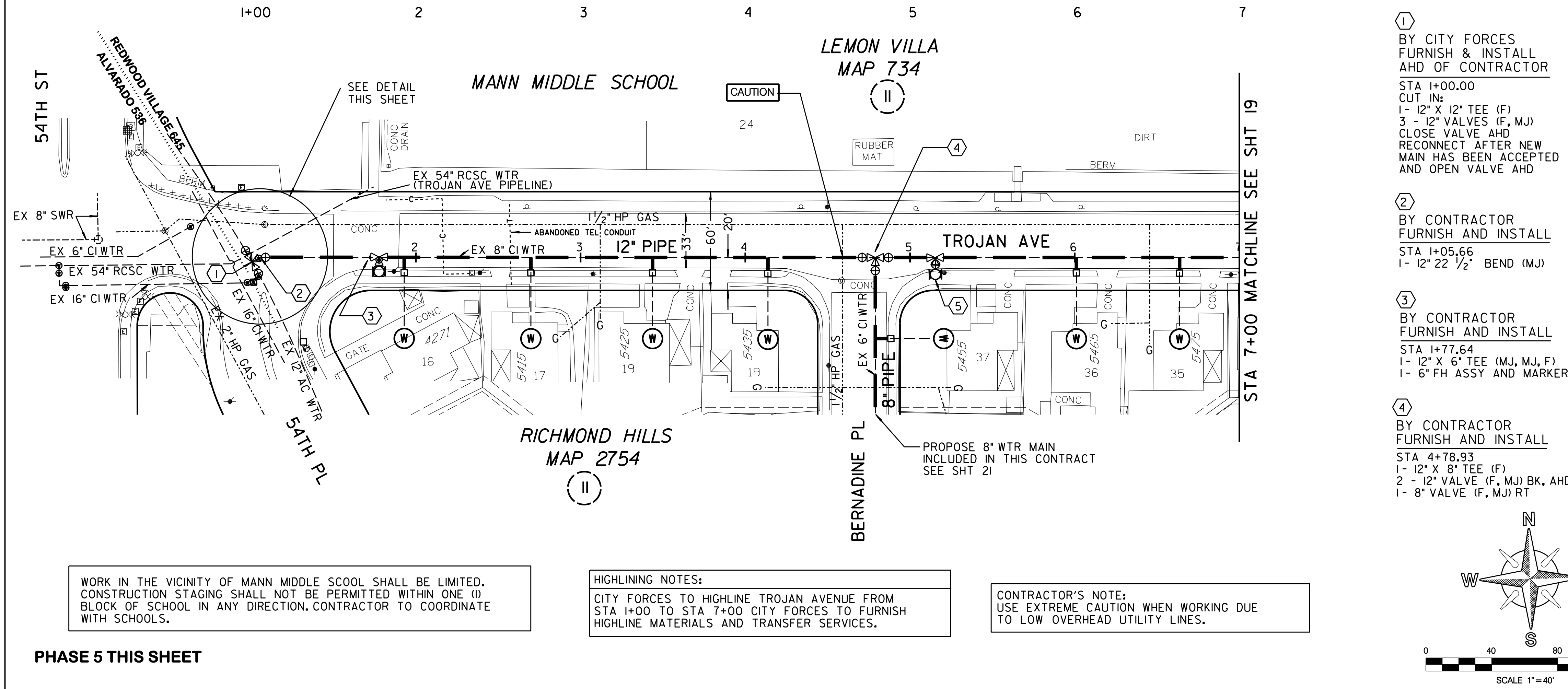
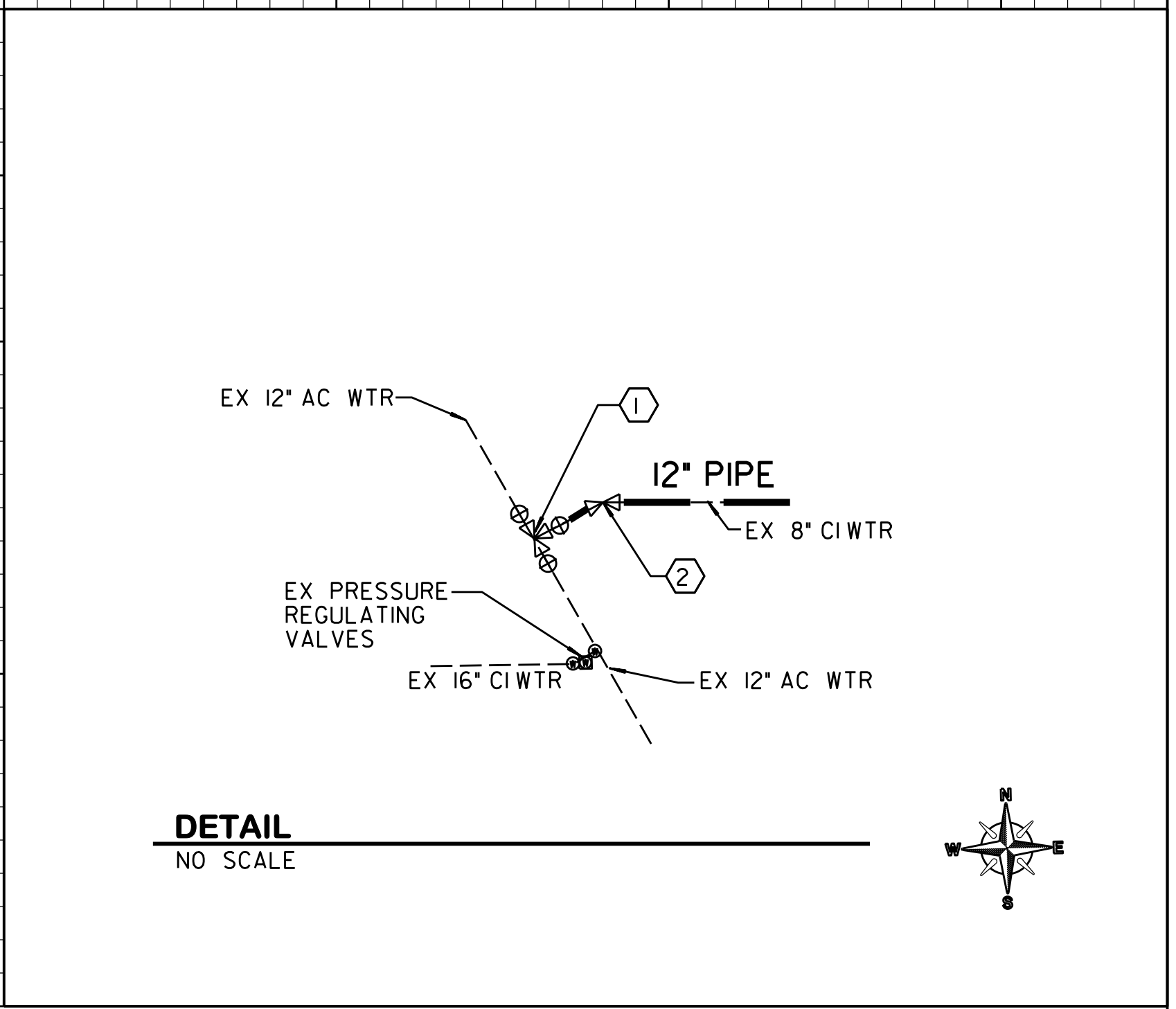
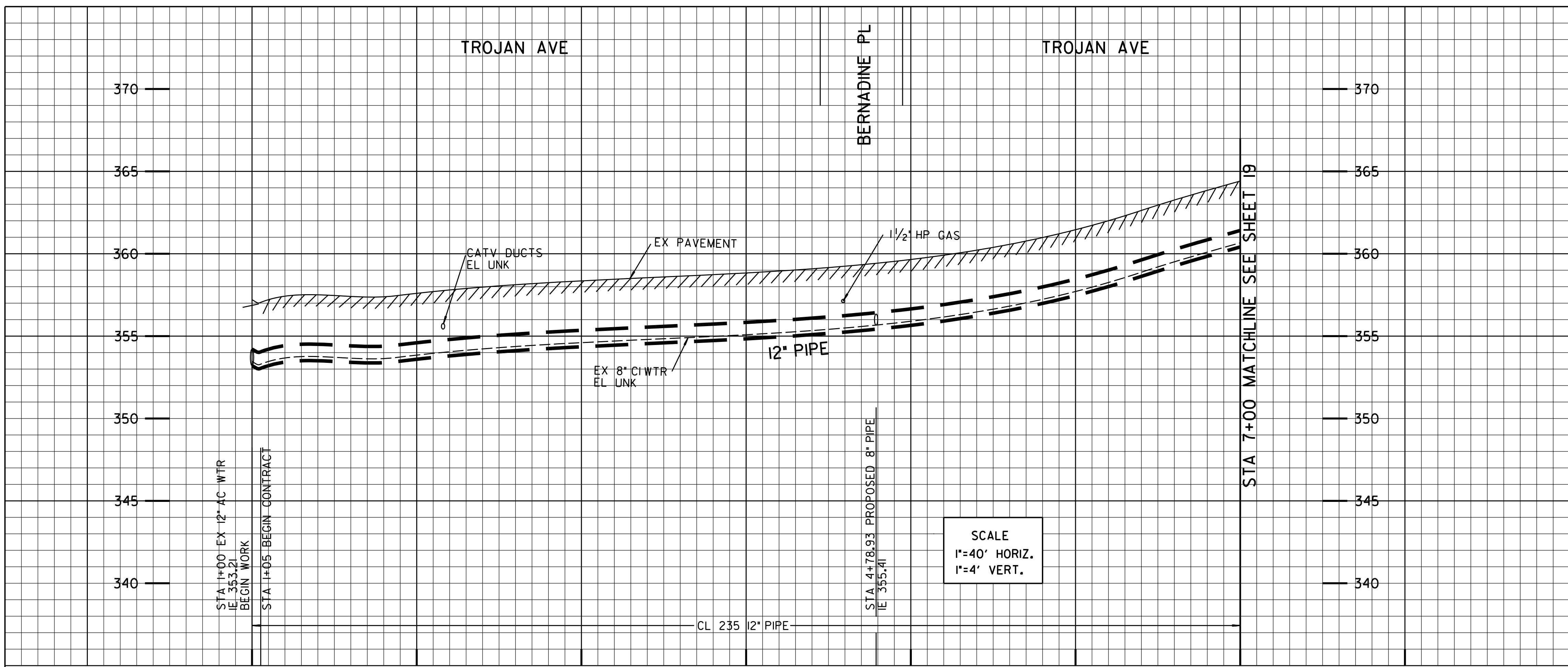
C-15

WATER GROUP 616
OLYMPIC STREET
STATION 10+00 TO 14+44.07

CITY OF SAN DIEGO, CALIFORNIA PUBLIC WORKS DEPARTMENT SHEET 17 OF 40 SHEETS		WATER WBS B-00018
APPROVED: <i>[Signature]</i> FOR CITY ENGINEER	DATE 3/29/13	SUBMITTED BY: JOE MYERS PROJECT MANAGER
DESCRIPTION ORIGINAL	BY DSE	CHECKED BY: DEAN S. EVANS PROJECT ENGINEER
		214-1749 CCS27 COORDINATE
		6310407-1854444 CCS83 COORDINATE
CONTRACTOR	DATE STARTED	35594-17-D
INSPECTOR	DATE COMPLETED	



OLYMPIC STREET



- ① BY CITY FORCES FURNISH & INSTALL AHD OF CONTRACTOR
STA 1+00.00
CUT IN:
1 - 12" X 12" TEE (F)
3 - 12" VALVES (F, MJ)
CLOSE VALVE AHD RECONNECT AFTER NEW MAIN HAS BEEN ACCEPTED AND OPEN VALVE AHD
- ② BY CONTRACTOR FURNISH AND INSTALL
STA 1+05.66
1 - 12" 22 1/2" BEND (MJ)
- ③ BY CONTRACTOR FURNISH AND INSTALL
STA 1+77.64
1 - 12" X 6" TEE (MJ, MJ, F)
1 - 6" FH ASSY AND MARKER
- ④ BY CONTRACTOR FURNISH AND INSTALL
STA 4+78.93
1 - 12" X 8" TEE (F)
2 - 12" VALVE (F, MJ) BK, AHD
1 - 8" VALVE (F, MJ) RT

- ⑤ BY CONTRACTOR FURNISH AND INSTALL
STA 5+15.32
1 - 12" X 6" TEE (MJ, MJ, F)
1 - 6" FH ASSY AND MARKER

REFERENCE:
 WATER: 5088-2-W, 8494-L
 SEWER: STORM DRAIN: 9154-L
 GAS: 12-693
 ELECTRIC: 214-1743B, 214-1746
 CABLE TV: 214-746
 TELEPHONE: SD0501C, SD0505DC
 IMPROVEMENTS:
 100' SCALE/FIELD BOOK: K18S
 THOMAS BROS.: I270
 HGL: 645

RETIREMENTS:
 600' 8" CI 1951
 1 - FH (2-PORT) 1951
 6 - 1" SERVICES

C-16

WATER GROUP 616
 TROJAN AVENUE
 STA 1+00 TO STA 7+00

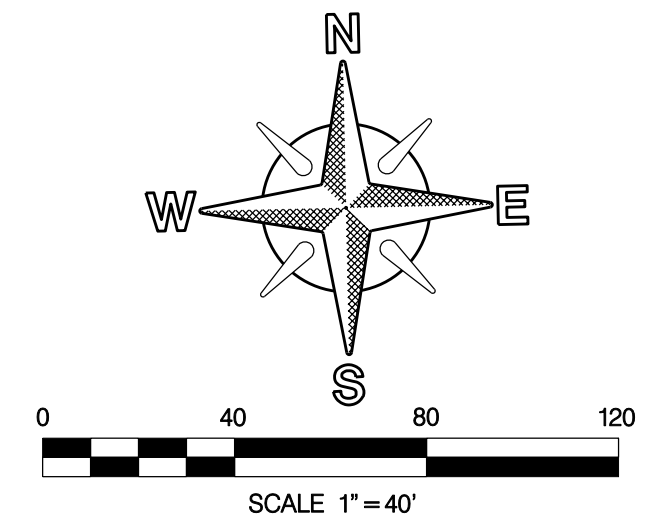
CITY OF SAN DIEGO, CALIFORNIA PUBLIC WORKS DEPARTMENT SHEET 18 OF 40 SHEETS		WATER WBS: B-00018 SEWER WBS:
APPROVED: <i>[Signature]</i> FOR CITY ENGINEER	DATE: 3/29/13	SUBMITTED BY: JOE MYERS PROJECT MANAGER
DESCRIPTION: ORIGINAL	BY: DSE	CHECKED BY: DEAN S. EVANS PROJECT ENGINEER
		214-1749 CCS27 COORDINATE
		6310407-1854444 CCS83 COORDINATE
CONTRACTOR: _____	DATE STARTED: _____	35594-18-D
INSPECTOR: _____	DATE COMPLETED: _____	

WORK IN THE VICINITY OF MANN MIDDLE SCHOOL SHALL BE LIMITED. CONSTRUCTION STAGING SHALL NOT BE PERMITTED WITHIN ONE (1) BLOCK OF SCHOOL IN ANY DIRECTION. CONTRACTOR TO COORDINATE WITH SCHOOLS.

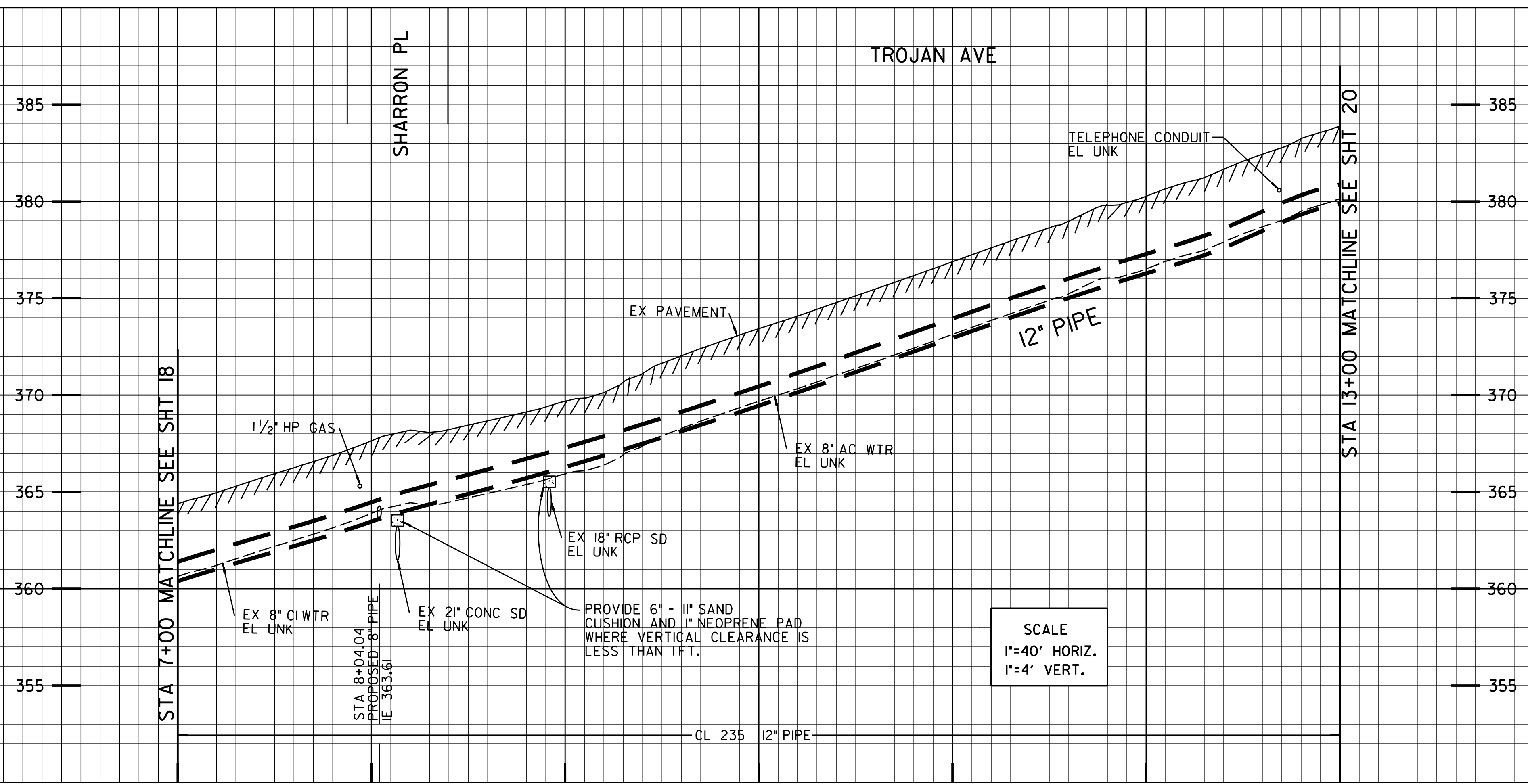
HIGHLINING NOTES:
 CITY FORCES TO HIGHLINE TROJAN AVENUE FROM STA 1+00 TO STA 7+00 CITY FORCES TO FURNISH HIGHLINE MATERIALS AND TRANSFER SERVICES.

CONTRACTOR'S NOTE:
 USE EXTREME CAUTION WHEN WORKING DUE TO LOW OVERHEAD UTILITY LINES.

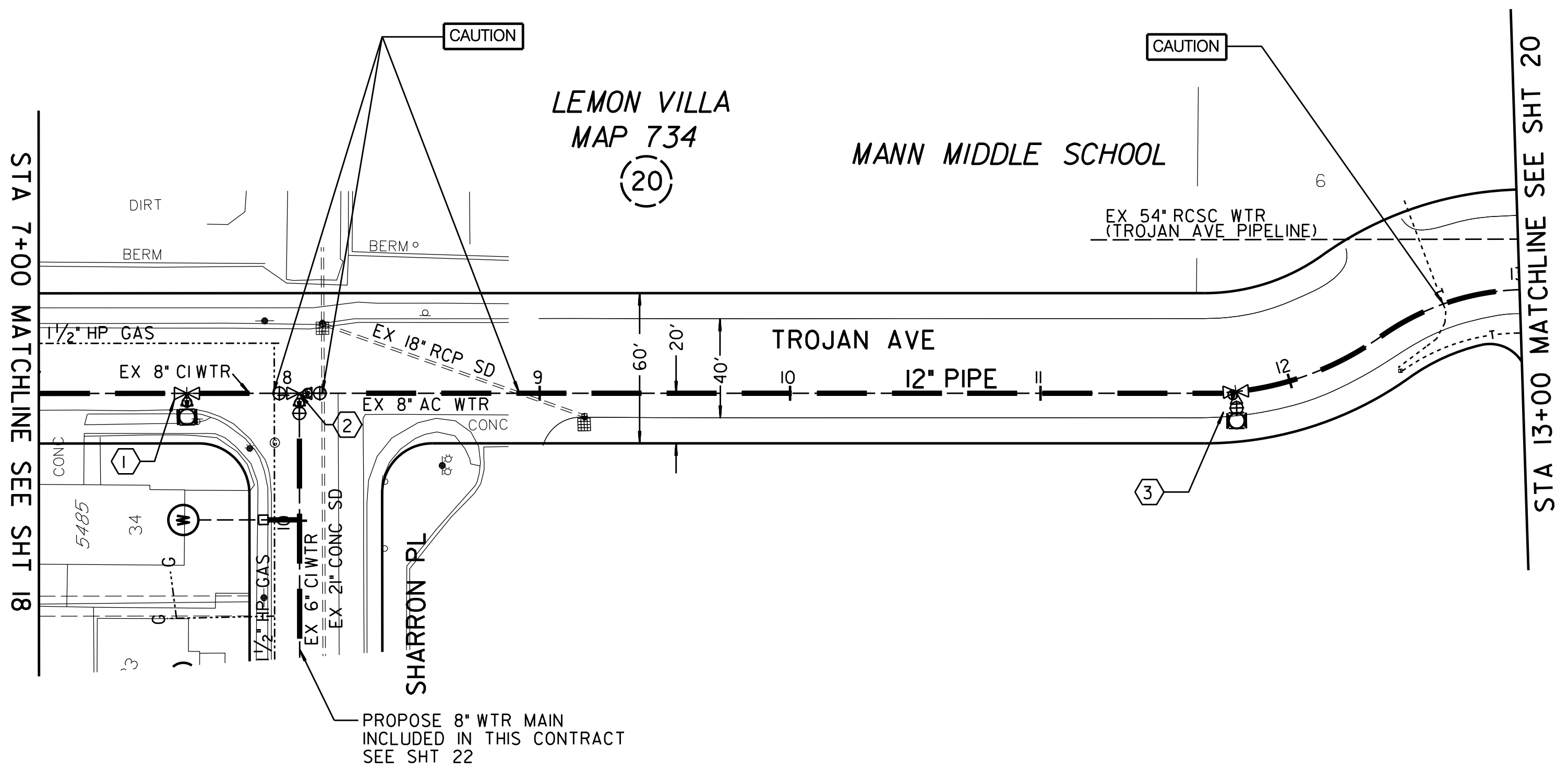
PHASE 5 THIS SHEET



TROJAN AVENUE STA 7+00 TO STA 13+00



PHASE 5 THIS SHEET



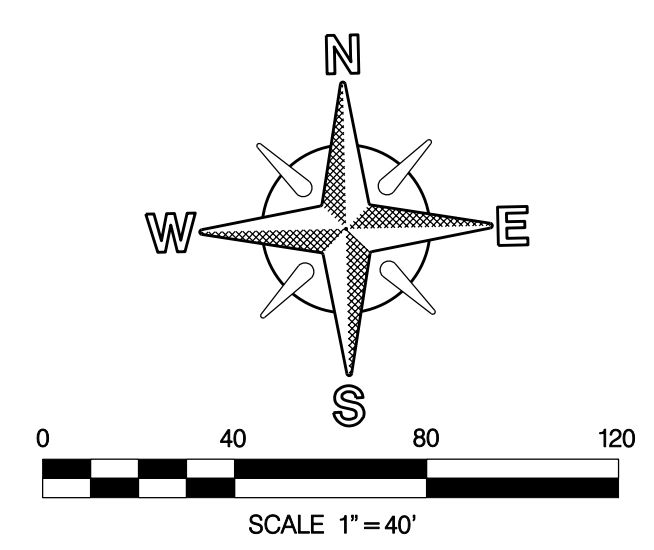
REFERENCE:
 WATER: 7276-W
 SEWER: 8494-L
 STORM DRAIN: 7276-W, 9154-L
 GAS: 12-693
 ELECTRIC: 214-1743B, 214-1746
 CABLE TV: 214-746
 TELEPHONE: SD0501C, SD0505DC
 IMPROVEMENTS:
 100' SCALE/FIELD BOOK: K18S
 THOMAS BROS.: I270
 HGL: 645

RETIREMENTS:
 104' 8" CI 1951
 496' 8" AC 1956
 1- FH (2-PORT) 1951
 1- FH (2-PORT) 1956

- ① BY CONTRACTOR FURNISH AND INSTALL
 STA 7+59.15
 1- 12" X 6" TEE (MJ, MJ, F)
 1- 6" FH ASSY AND MARKER
- ② BY CONTRACTOR FURNISH AND INSTALL
 STA 8+04.04
 1- 12" X 8" TEE (F)
 2- 12" VALVES (F, MJ) BK, AHD
 1- 8" VALVE (F, MJ) RT
- ③ BY CONTRACTOR FURNISH AND INSTALL
 STA 11+77.84
 1- 12" X 6" TEE (MJ, MJ, F)
 1- 6" FH ASSY AND MARKER

C-17

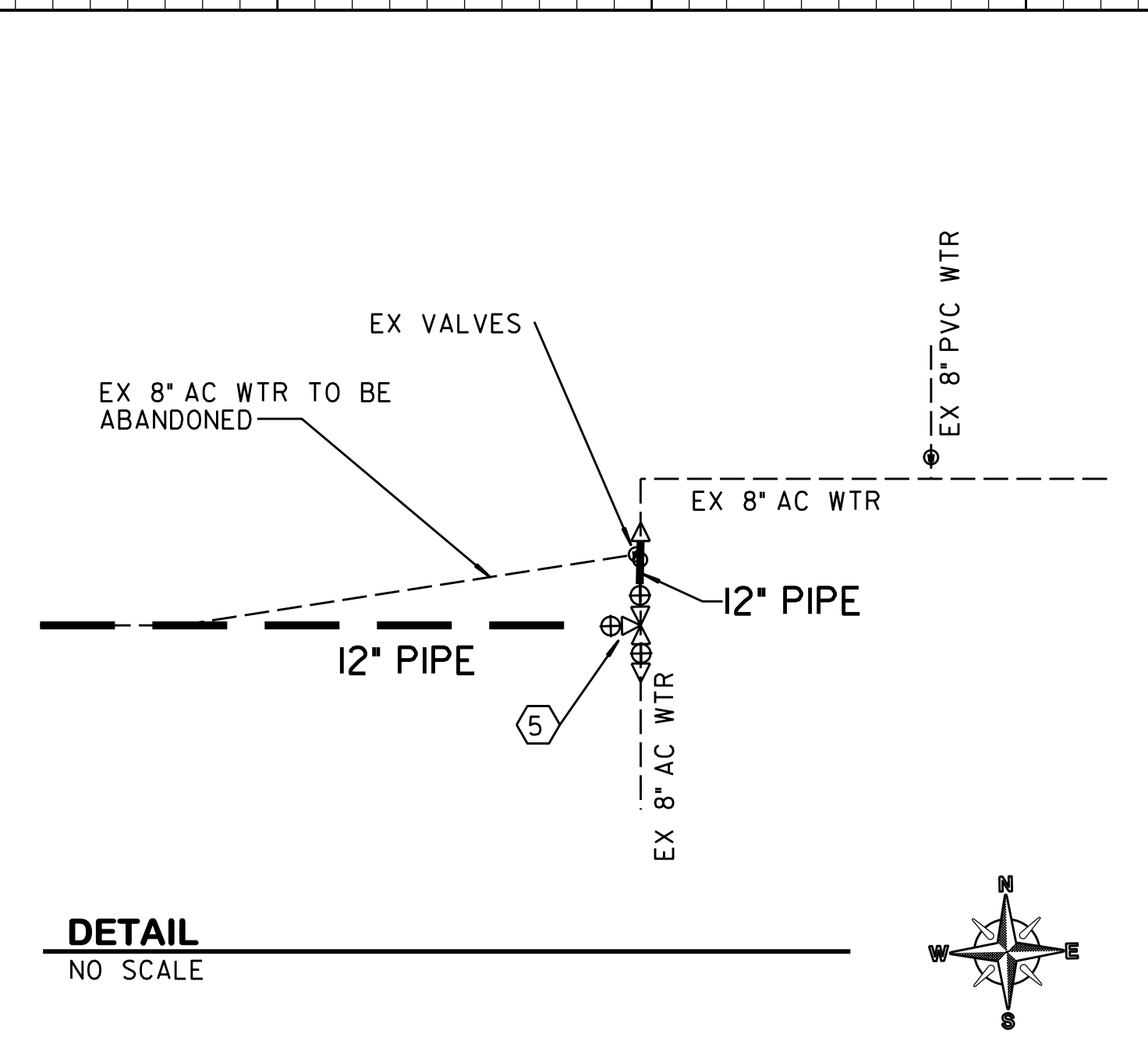
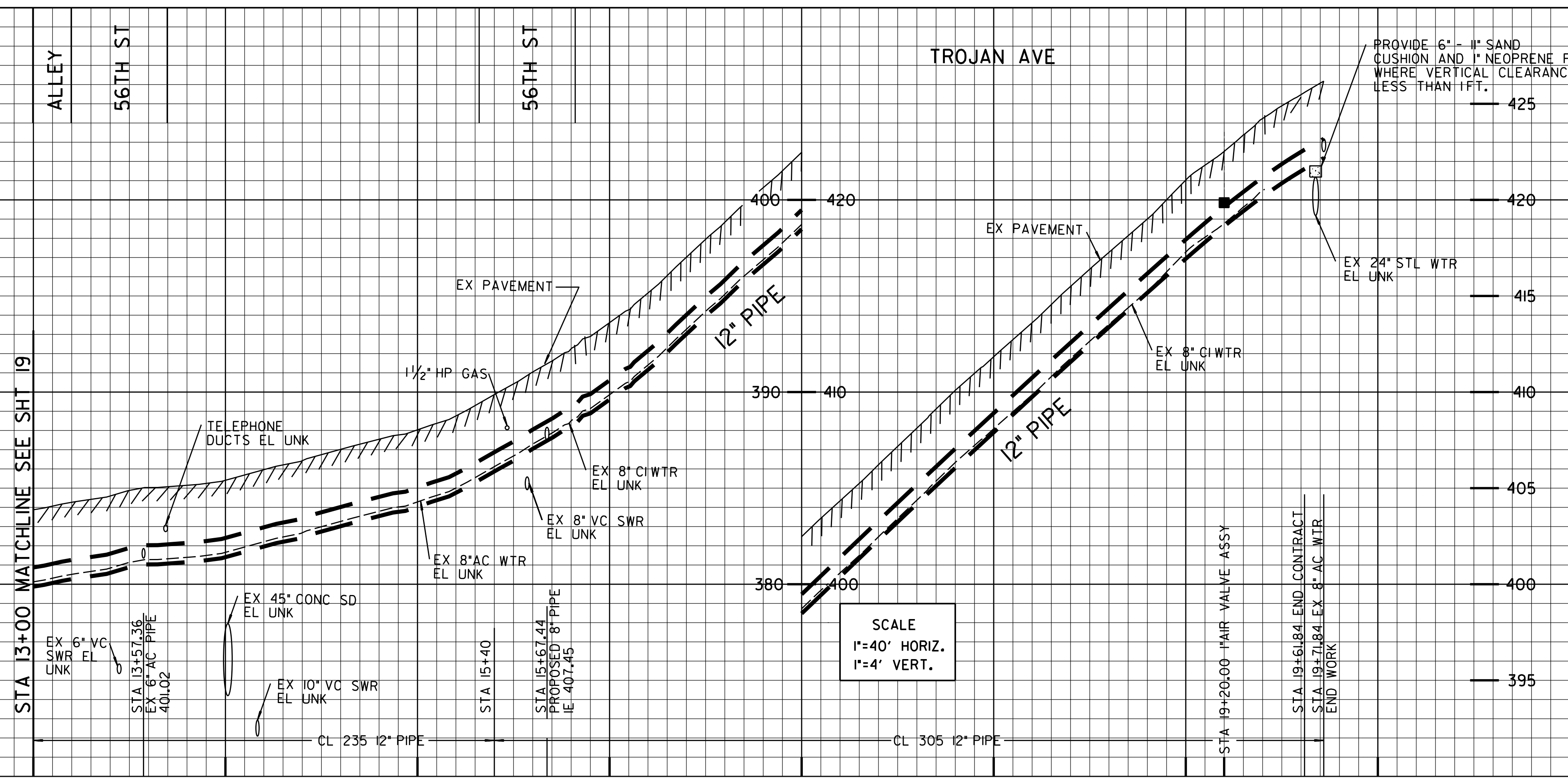
WATER GROUP 616 TROJAN AVENUE STA 7+00 TO STA 13+00			
CITY OF SAN DIEGO, CALIFORNIA PUBLIC WORKS DEPARTMENT SHEET 19 OF 40 SHEETS		WATER WBS B-00018 SEWER WBS	
APPROVED: <i>[Signature]</i> FOR CITY ENGINEER	DATE 3/29/13	SUBMITTED BY: JOE MYERS PROJECT MANAGER	
DESCRIPTION ORIGINAL	BY DSE	APPROVED	DATE 214-1749 CCS27 COORDINATE
FILMED		CHECKED BY: DEAN S. EVANS PROJECT ENGINEER	
CONTRACTOR		DATE STARTED	
INSPECTOR		DATE COMPLETED	
		6310407-1854444 CCS83 COORDINATE 35594-19-D	



CONTRACTOR'S NOTE:
 USE EXTREME CAUTION WHEN WORKING DUE TO LOW OVERHEAD UTILITY LINES.

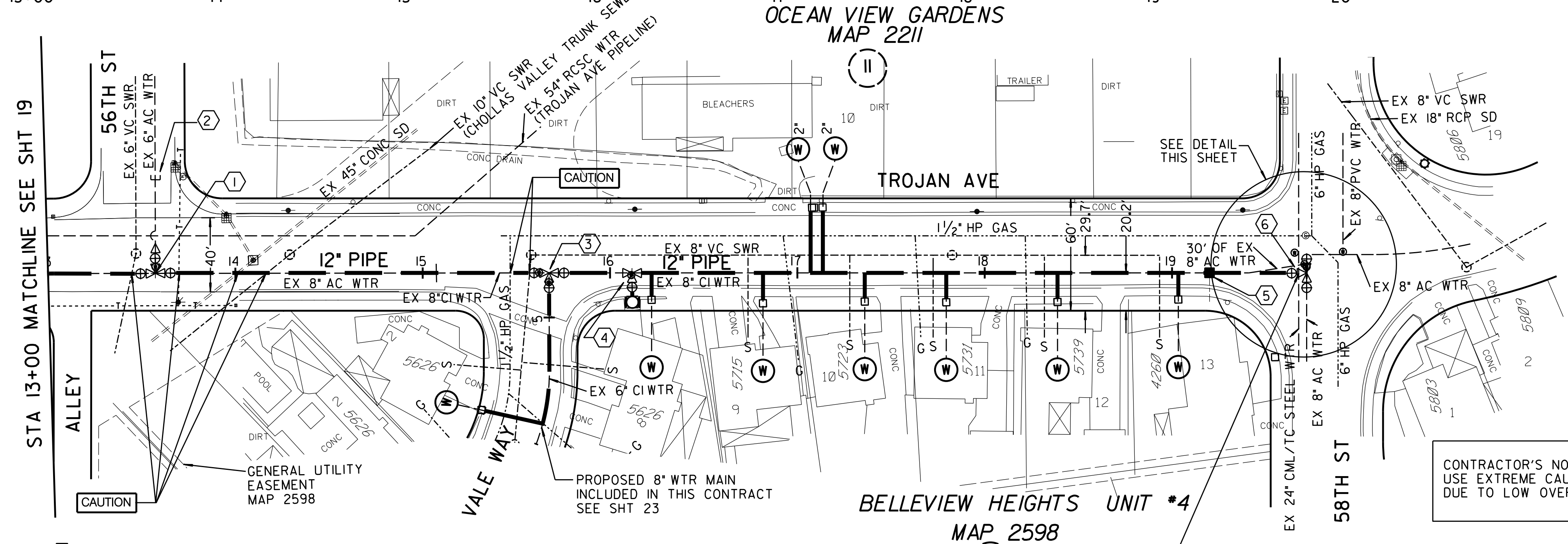
HIGHLINING NOTE:
 CITY FORCES TO HIGHLINE TROJAN AVENUE FROM STA 7+00 TO STA 13+00 CITY FORCES TO FURNISH HIGHLINE MATERIALS AND TRANSFER SERVICES.

WORK IN THE VICINITY OF MANN MIDDLE SCHOOL SHALL BE LIMITED. CONSTRUCTION STAGING SHALL NOT BE PERMITTED WITHIN ONE (1) BLOCK OF SCHOOL IN ANY DIRECTION. CONTRACTOR TO COORDINATE WITH SCHOOLS.



PHASE 5 THIS SHEET

- ① BY CONTRACTOR FURNISH AND INSTALL
 STA 13+57.36
 1- 12" X 8" TEE (F)
 2- 12" VALVES (F, MJ) BK, AHD
 1- 8" VALVE (F) LT
 1- 8" X 6" REDUCER (F, MJ)
- ② BY CITY FORCES AHD OF CONTRACTOR
 STA 13+57.36 LT 50'
 CUT AND PLUG;
 EX 6" AC WTR
 RECONNECT AFTER NEW MAIN HAS BEEN ACCEPTED.
- ③ BY CONTRACTOR FURNISH AND INSTALL
 STA 15+67.44
 1- 12" X 8" TEE (F)
 2- 12" VALVE (F, MJ) BK, AHD
 1- 8" VALVE (F, MJ) RT
- ④ BY CONTRACTOR FURNISH AND INSTALL
 STA 16+11.72
 1- 12" X 6" TEE (MJ, MJ, F)
 1- 6" FH ASSY AND MARKER
- ⑤ BY CONTRACTOR FURNISH AND INSTALL
 STA 19+20.00
 1- 1" AIR/VACUUM VALVE ASSY, RT
- ⑥ BY CITY FORCES FURNISH & INSTALL AHD OF CONTRACTOR
 STA 19+71.84
 CUT IN:
 1- 12" TEE (F)
 3- 12" VALVES (F, MJ) LT, RT, BK
 2- 12" X 8" REDUCERS (F, MJ) LT, RT
 6' OF CL 235 DR 18 8" PIPE LT
 CLOSE VALVE BK
 RECONNECT AFTER NEW MAIN HAS BEEN ACCEPTED AND OPEN VALVE BK



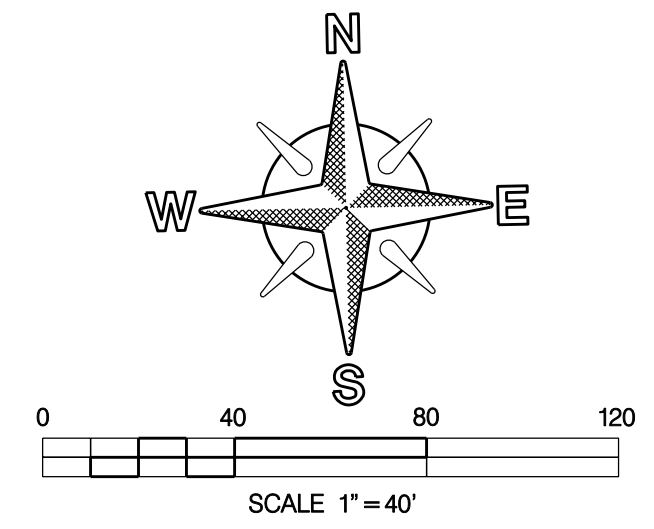
REFERENCE:
 WATER: 7586-L, 26400-10-D, 21840-2-D, 21840-3-D
 SEWER: 7586-L, 7276-W
 STORM DRAIN: 14707-D, 7276-W
 GAS: 12-674
 ELECTRIC: 214-1746
 CABLE TV: 214-746
 TELEPHONE: SD0501C, SD0505DC
 IMPROVEMENTS:
 100' SCALE/FIELD BOOK: K18S
 THOMAS BROS.: I270
 HGL: 645

RETIREMENTS:
 267' 8" AC 1956
 404' 8" CI 1950
 1- FH (2-PORT)
 8- 1" SERVICES

CONTRACTOR'S NOTE:
 USE EXTREME CAUTION WHEN WORKING DUE TO LOW OVERHEAD UTILITY LINES.

WORK IN THE VICINITY OF MANN MIDDLE SCHOOL SHALL BE LIMITED. CONSTRUCTION STAGING SHALL NOT BE PERMITTED WITHIN ONE (1) BLOCK OF SCHOOL IN ANY DIRECTION. CONTRACTOR TO COORDINATE WITH SCHOOLS.

HIGHLIGHTING NOTE:
 CITY FORCES TO HIGHLIGHT TROJAN AVENUE FROM STA 13+00 TO STA 20+00 CITY FORCES TO FURNISH HIGHLIGHTING MATERIALS AND TRANSFER SERVICES.



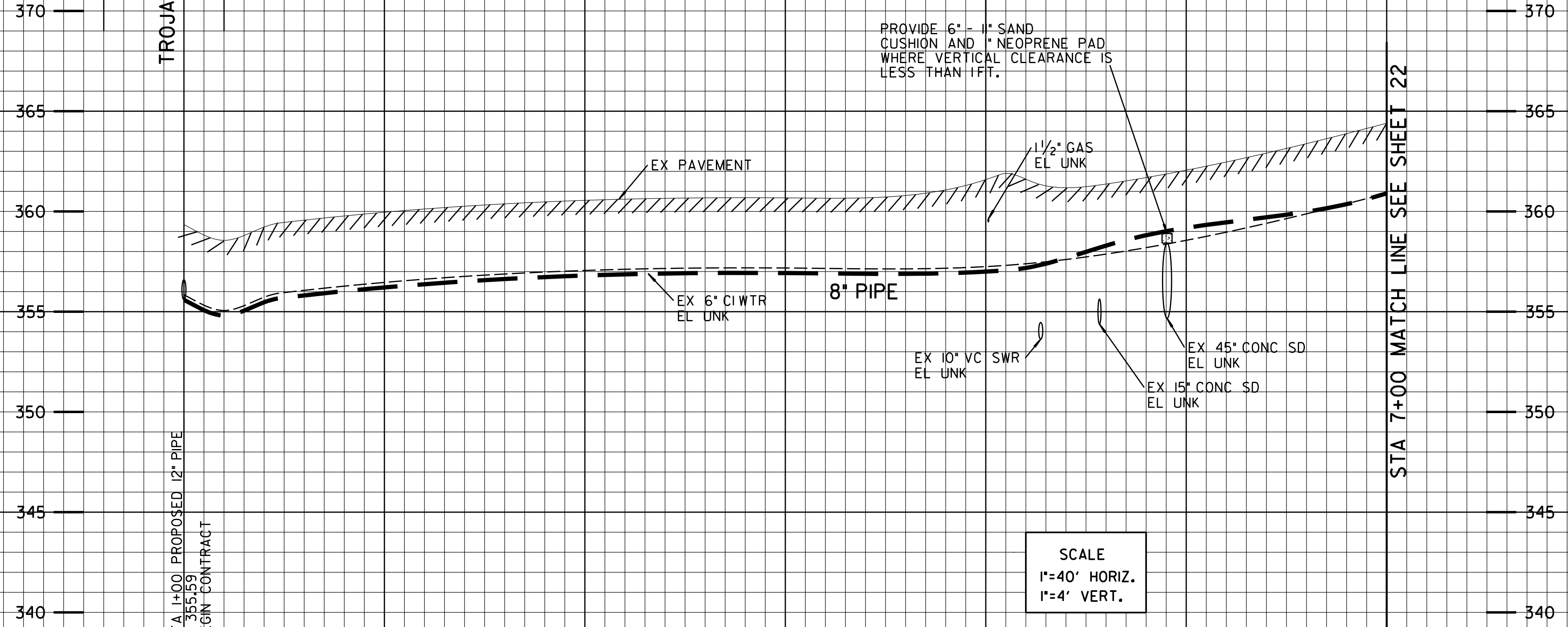
WATER GROUP 616			
TROJAN AVENUE			
STA 13+00 TO STA 19+71.84			
CITY OF SAN DIEGO, CALIFORNIA PUBLIC WORKS DEPARTMENT SHEET 20 OF 40 SHEETS		WATER WBS B-00018 SEWER WBS SUBMITTED BY: JOE MYERS PROJECT MANAGER	
APPROVED: <i>Dean S. Evans</i>	DATE: 3/29/13	CHECKED BY: DEAN S. EVANS PROJECT ENGINEER	
DESCRIPTION: ORIGINAL	BY: DSE	APPROVED:	DATE: 214-1749
			CCS27 COORDINATE
			6310407-1854444
			CCS83 COORDINATE
CONTRACTOR:	DATE STARTED:	35594-20-D	
INSPECTOR:	DATE COMPLETED:		

C-18

TROJAN AV

BERNADINE PL

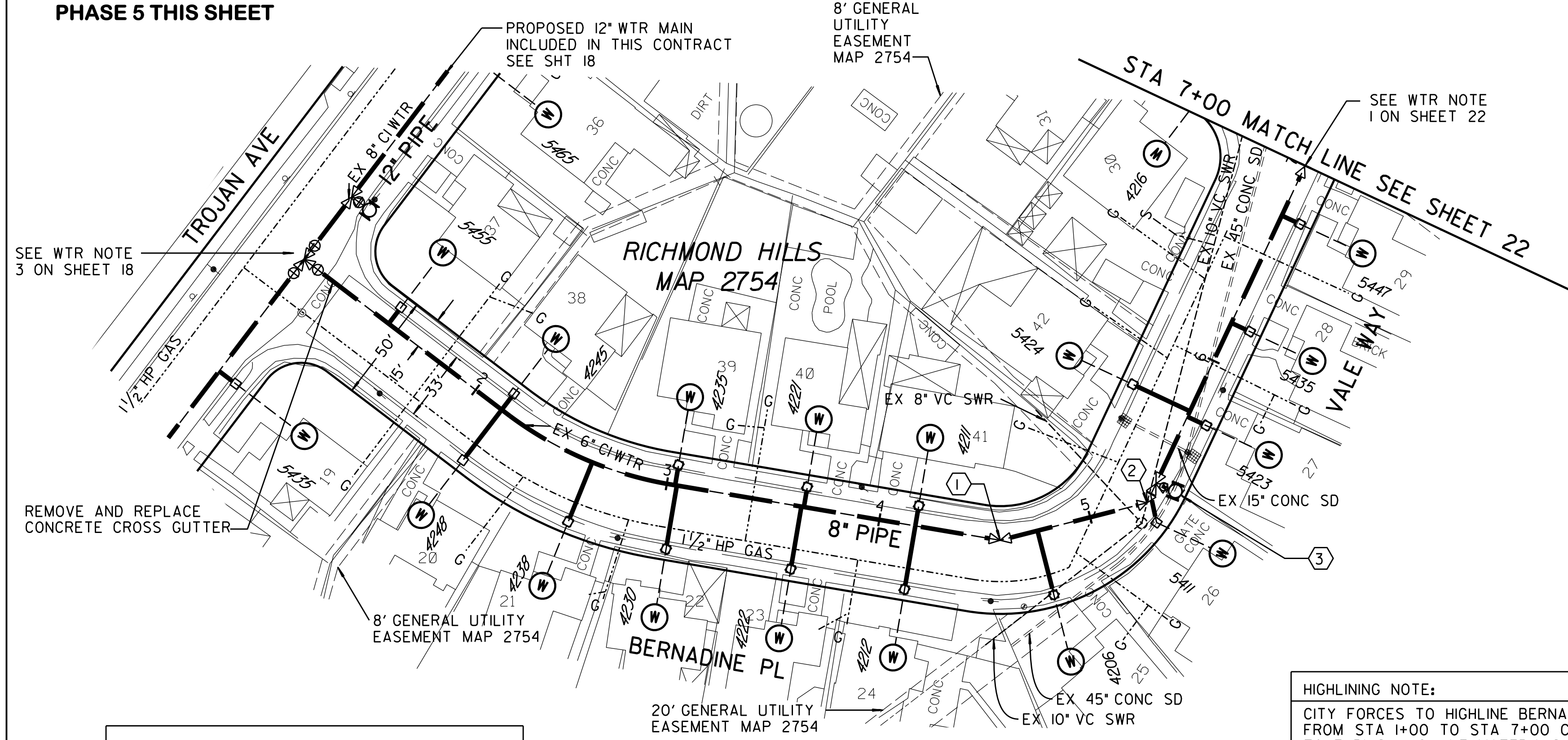
VALE WAY



SCALE
 1"=40' HORIZ.
 1"=4' VERT.

1+00 2 3 4 5 6 7

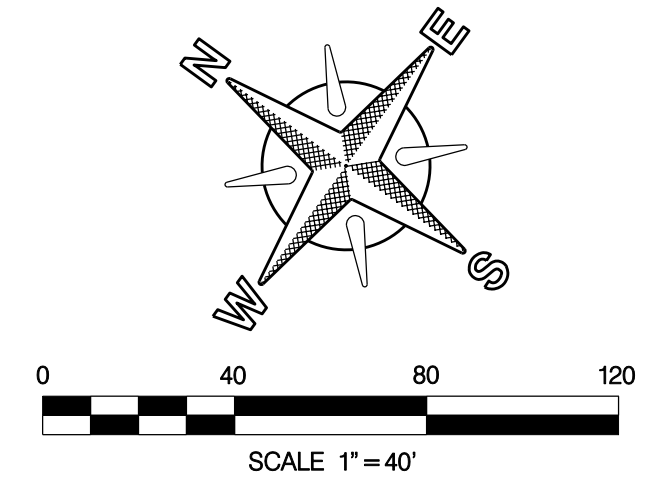
PHASE 5 THIS SHEET



- ① BY CONTRACTOR FURNISH AND INSTALL
 STA 4+56.86
 1- 8" 22 1/2" BEND (MJ)
- ② BY CONTRACTOR FURNISH AND INSTALL
 STA 5+27.20
 1- 8" 45" BEND (MJ)
- ③ BY CONTRACTOR FURNISH AND INSTALL
 STA 5+36.95
 1- 8" X 6" TEE (MJ, MJ, F)
 1- 6" FH ASSY AND MARKER

HIGHLING NOTE:
 CITY FORCES TO HIGHLINE BERNADINE PLACE FROM STA 1+00 TO STA 7+00 CITY FORCES TO FURNISH HIGHLINE MATERIALS AND TRANSFER SERVICES.

CONTRACTOR NOTES:
 USE EXTREME CAUTION WHEN WORKING DUE TO LOW OVERHEAD UTILITY LINES.



REFERENCE:
 WATER: 8494-L
 SEWER: 8494-L
 STORM DRAIN: 8495-L, 9154-L
 GAS: 12-693
 ELECTRIC: 214-1743B
 CABLE TV: 214-746
 TELEPHONE: SD0503AB
 IMPROVEMENTS:
 100' SCALE/FIELD BOOK: K18S
 THOMAS BROS.: I270
 HGL: 645

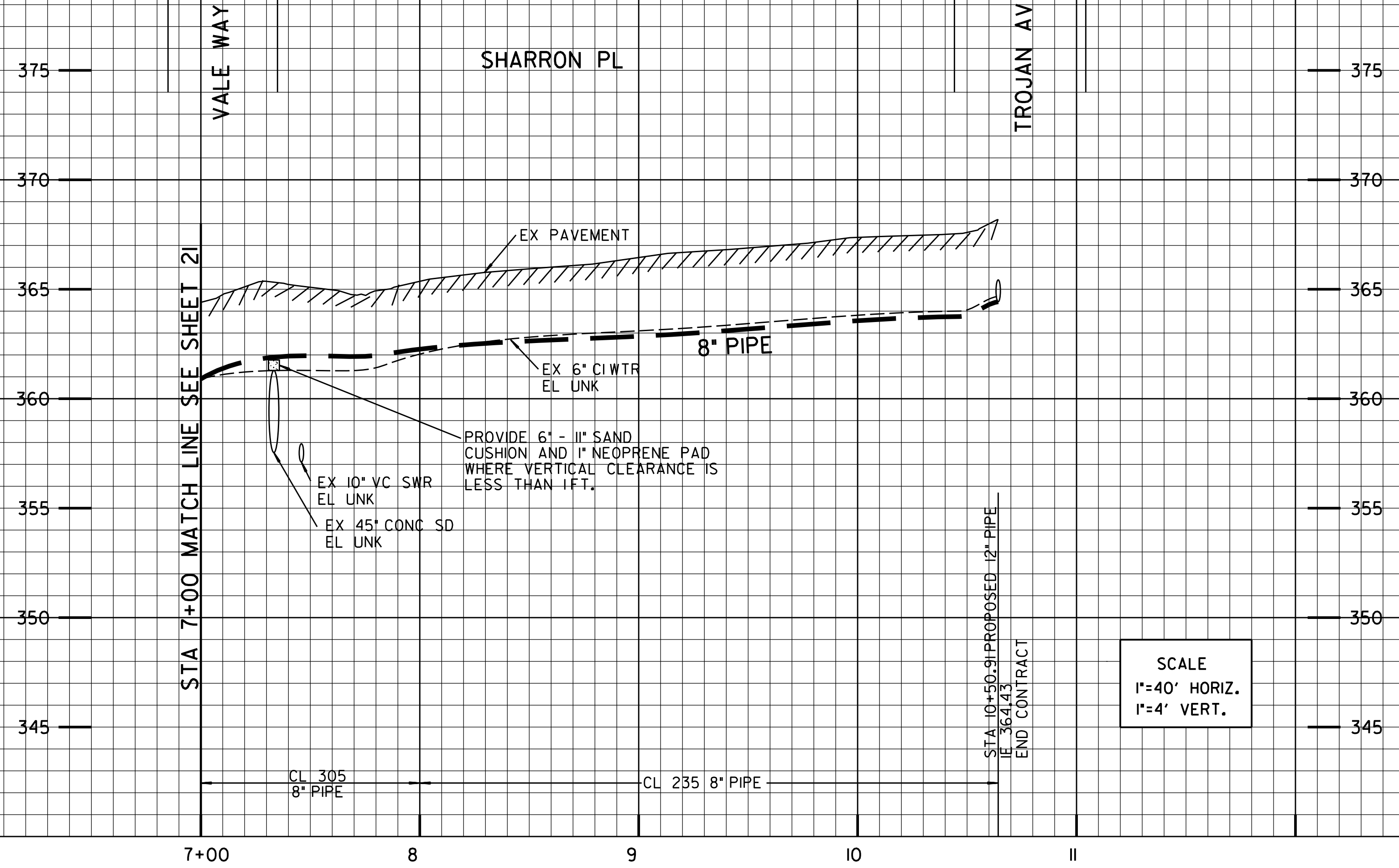
RETIREMENTS:
 600' 6" CI 1951
 1- FH (2-PORT) 1951
 16 - 1" SERVICES

WATER GROUP 616
 BERNADINE PLACE
 STA 1+00 TO 7+00

CITY OF SAN DIEGO, CALIFORNIA PUBLIC WORKS DEPARTMENT SHEET 21 OF 40 SHEETS				WATER WBS B-00018 SEWER WBS
APPROVED: <i>Steven W. Anjum</i>	DATE: 3/29/13	SUBMITTED BY: JOE MYERS PROJECT MANAGER		
FOR CITY ENGINEER		CHECKED BY: DEAN S. EVANS PROJECT ENGINEER		
DESCRIPTION: ORIGINAL	BY: DSE	APPROVED:	DATE:	FILMED:
				214-1749 CCS27 COORDINATE
				6310407-1854444 CCS83 COORDINATE
CONTRACTOR:	DATE STARTED:	35594-21-D		
INSPECTOR:	DATE COMPLETED:			

C-19

BERBADINE PLACE

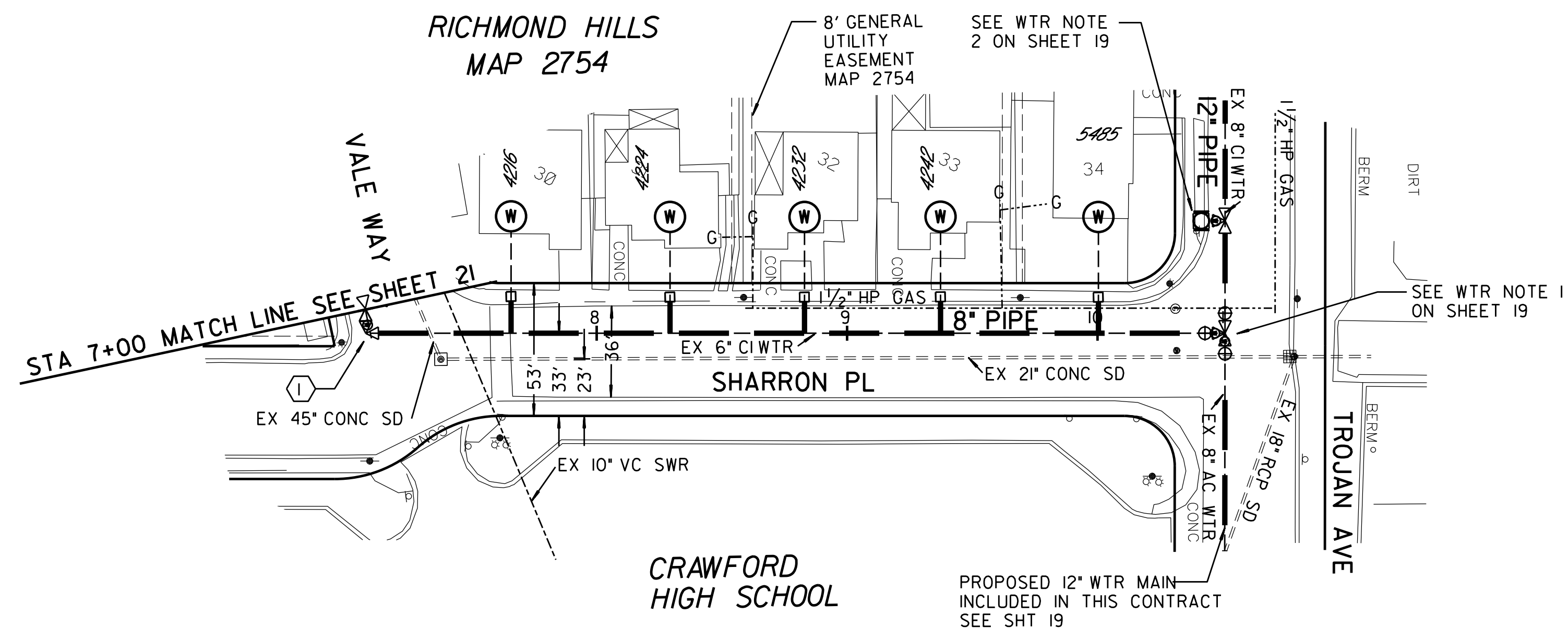


SCALE
1"=40' HORIZ.
1"=4' VERT.

PHASE 5 THIS SHEET

REFERENCE:
WATER: 8494-L
SEWER: 8494-L
STORM DRAIN: 8495-L, 9154-L
GAS: 12-693
ELECTRIC: 214-1746
CABLE TV: 214-746
TELEPHONE:
IMPROVEMENTS: SD0503AB
100' SCALE/FIELD BOOK: K18S
THOMAS BROS.: I270
HGL: 645

RETIREMENTS:
351' 6" CI 1951
5 - 1" SERVICES

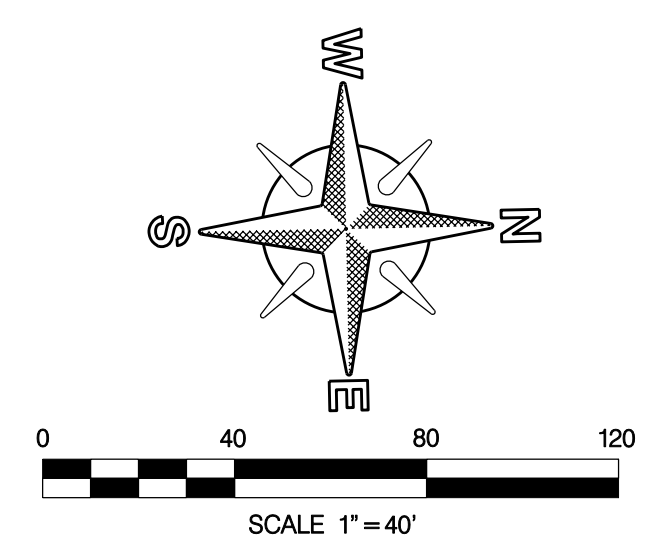


①
BY CONTRACTOR
FURNISH AND INSTALL
STA 7+09.62
1- 8" 1 1/4" BEND (F, M.J.)
1- 8" 90° BEND (F, M.J.)

WORK IN THE VICINITY OF CRAWFORD HIGH SCHOOL SHALL BE LIMITED. CONSTRUCTION STAGING SHALL NOT BE PERMITTED WITHIN ONE (1) BLOCK OF SCHOOL IN ANY DIRECTION. CONTRACTOR TO COORDINATE WITH SCHOOLS.

CONTRACTOR NOTES:
USE EXTREME CAUTION WHEN WORKING DUE TO LOW OVERHEAD UTILITY LINES.

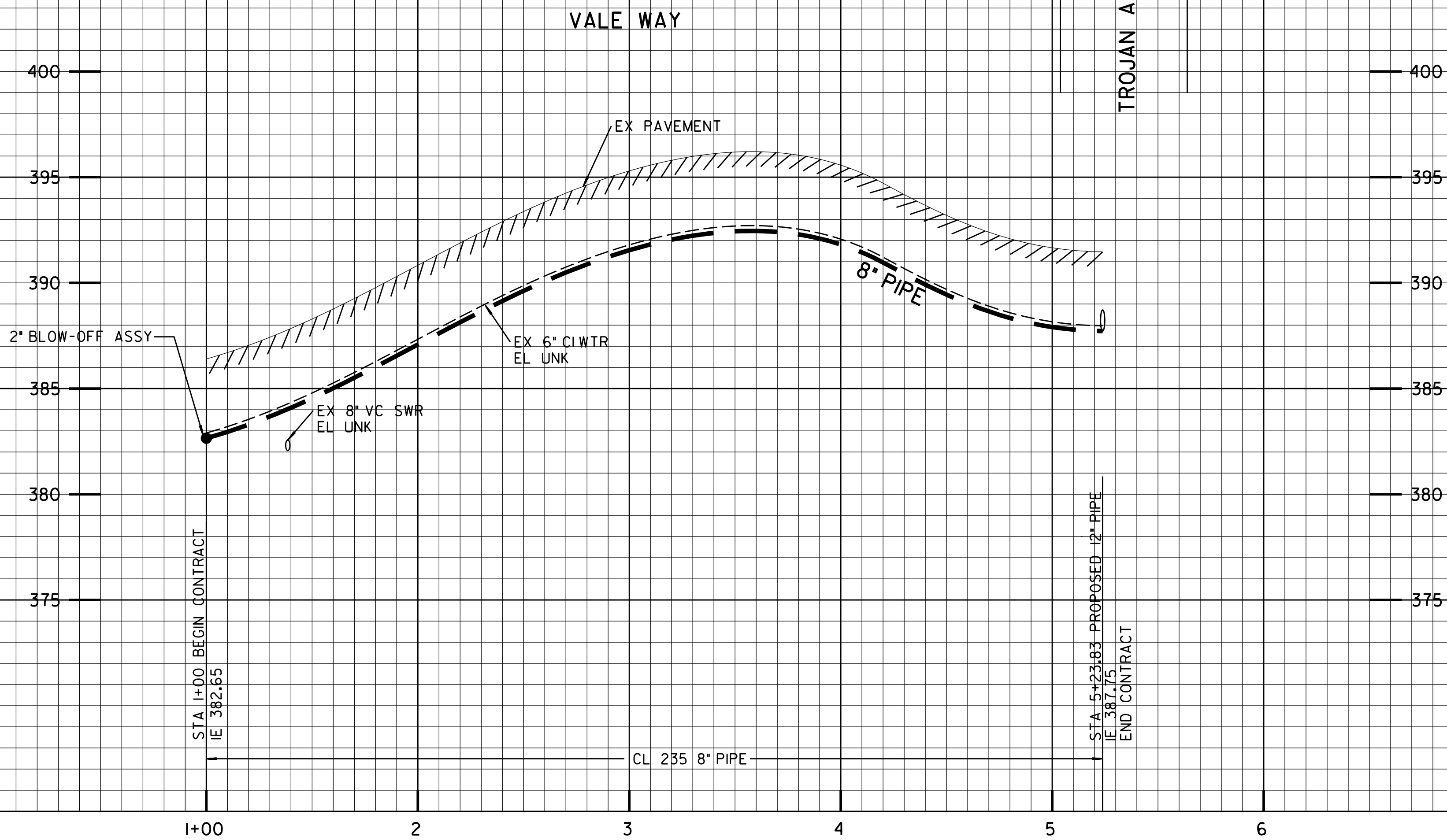
HIGHLINING NOTE
CITY FORCES TO HIGHLINE SHARRON PLACE FROM STA 7+00 TO STA 10+52 CITY FORCES TO FURNISH HIGHLINE MATERIALS AND TRANSFER SERVICES.



WATER GROUP 616 SHARRON PLACE STA 7+00 TO 10+50.91			
CITY OF SAN DIEGO, CALIFORNIA PUBLIC WORKS DEPARTMENT SHEET 22 OF 40 SHEETS			WATER WBS: B-00018 SEWER WBS: _____
APPROVED: <i>Steven W. Anderson</i>	DATE: 3/29/13	SUBMITTED BY: JOE MYERS PROJECT MANAGER	
FOR CITY ENGINEER		CHECKED BY: DEAN S. EVANS PROJECT ENGINEER	
DESCRIPTION: ORIGINAL	BY: DSE	DATE:	214-1749 CCS27 COORDINATE
			6310407-1854444 CCS83 COORDINATE
CONTRACTOR: _____	DATE STARTED: _____	35594-22-D	
INSPECTOR: _____	DATE COMPLETED: _____		

C-20

SHARRON PLACE

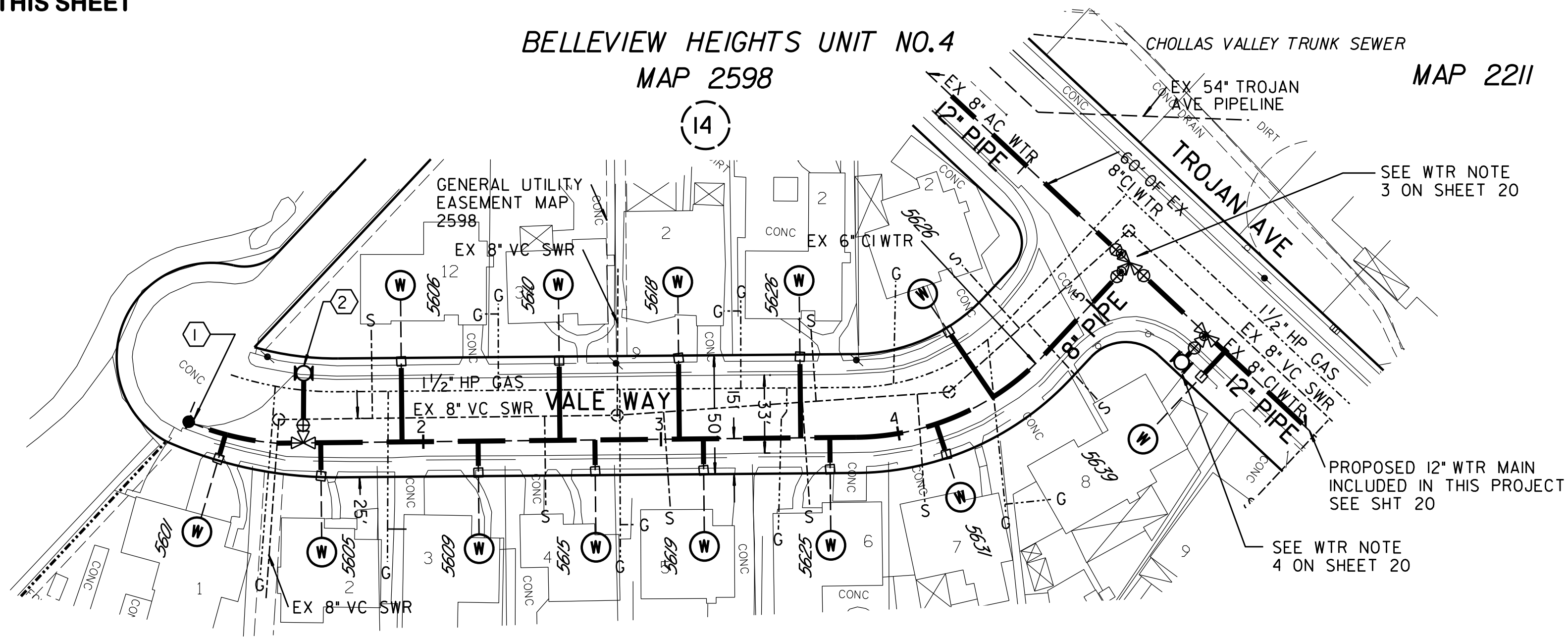


SCALE
1"=40' HORIZ.
1"=4' VERT.

PHASE 5 THIS SHEET

BELLEVUE HEIGHTS UNIT NO.4
MAP 2598

CHOLLAS VALLEY TRUNK SEWER
MAP 2211



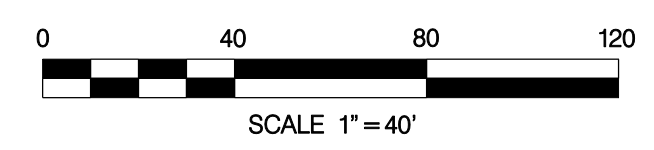

REFERENCE:
WATER: 7587-L
SEWER: 7587-L, 7588-L
STORM DRAIN:
GAS: 12-674
ELECTRIC: 214-1746
CABLE TV: 214-746
TELEPHONE: SD0501DC
IMPROVEMENTS:
100' SCALE/FIELD BOOK: K18S
THOMAS BROS.: I270
HGL: 645

RETIREMENTS:
424' 6" CI 1950
12 - 1" SERVICES

- ①
BY CONTRACTOR
FURNISH AND INSTALL
STA 1+00.00
1- 2" BLOW-OFF ASSY
- ②
BY CONTRACTOR
FURNISH AND INSTALL
STA 1+49.52
1- 8" X 6" TEE (MJ, MJ, F)
1- 6" FH ASSY AND MARKER

HIGHLINING NOTES:
CITY FORCES TO HIGHLINE VALE WAY
FROM STA 1+00 TO STA 5+24 CITY FORCES
TO FURNISH HIGHLINE MATERIALS AND TRANSFER
SERVICES.

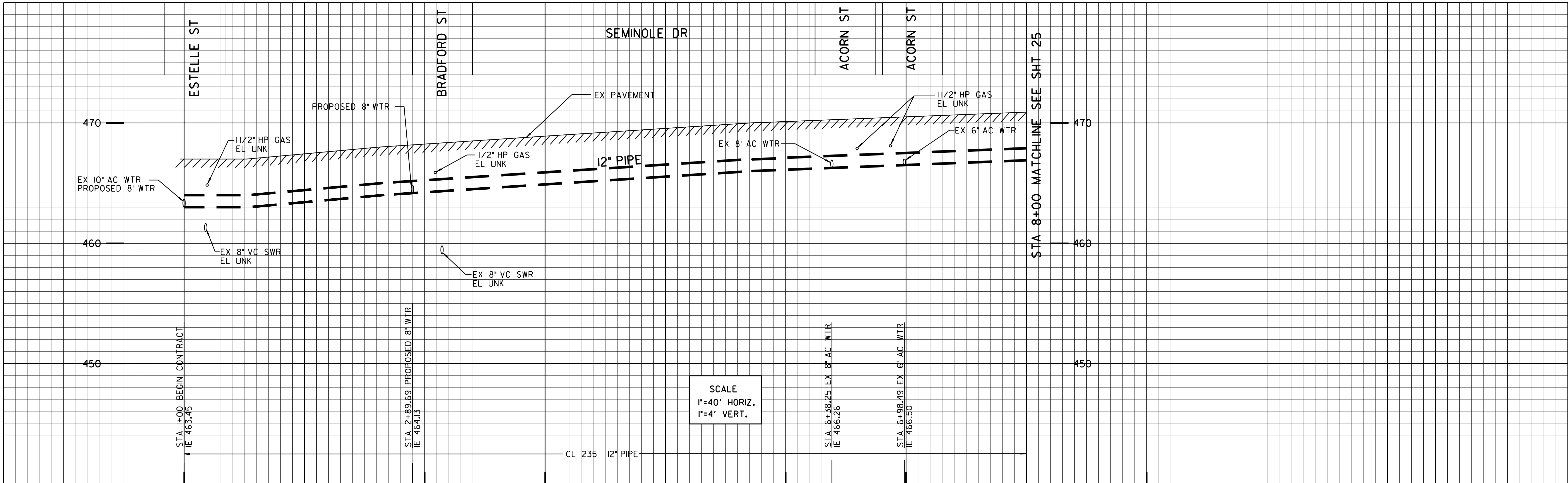
CONTRACTOR NOTES:
USE EXTREME CAUTION WHEN WORKING DUE
TO LOW OVERHEAD UTILITY LINES.



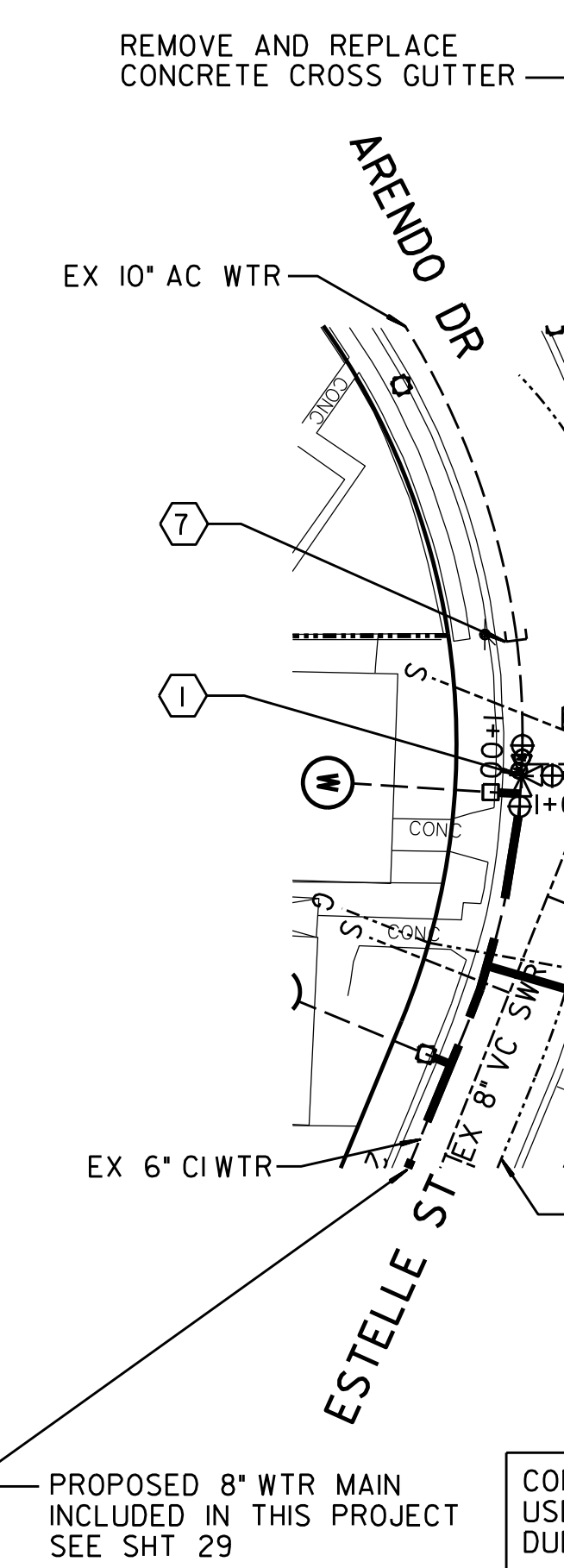
WATER GROUP 616 VALE WAY STA 1+00 TO 5+23.83				WATER WBS B-00018
CITY OF SAN DIEGO, CALIFORNIA PUBLIC WORKS DEPARTMENT SHEET 23 OF 40 SHEETS				SEWER WBS
APPROVED: <i>Neyen W. An</i> FOR CITY ENGINEER	DATE 3/29/13			SUBMITTED BY: JOE MYERS PROJECT MANAGER
DESCRIPTION ORIGINAL	BY DSE	APPROVED	DATE	FILMED
				CHECKED BY: DEAN S. EVANS PROJECT ENGINEER
				214-1746 CCS27 COORDINATE
				6310407-1854444 CCS83 COORDINATE
CONTRACTOR	DATE STARTED			35594-23-D
INSPECTOR	DATE COMPLETED			

C-21

VALE WAY



PHASE 6 THIS SHEET



- 1 BY CONTRACTOR FURNISH AND INSTALL
 STA 1+00.00
 1 - 12" x 12" TEE (F)
 2 - 12" VALVES (F) LT, RT
 1 - 12" VALVE (F, MJ) AHD
 1 - 12" x 10" REDUCER (F, MJ) LT
 1 - 12" x 8" REDUCER (F, MJ) RT

- 2 BY CONTRACTOR FURNISH AND INSTALL
 STA 2+52.02
 1 - 12" x 6" TEE (MJ, MJ, F)
 1 - 6" FH ASSY AND MARKER

- 3 BY CONTRACTOR FURNISH AND INSTALL
 STA 2+89.69
 1 - 12" x 8" TEE (F)
 2 - 12" VALVES (F, MJ) BK, AHD
 1 - 8" VALVE (F, MJ) RT

- 4 BY CONTRACTOR FURNISH AND INSTALL
 STA 6+09.01
 1 - 12" x 8" TEE (MJ, MJ, F)
 1 - 6" FH ASSY AND MARKER

- 5 BY CONTRACTOR FURNISH AND INSTALL
 STA 6+38.25
 1 - 12" x 8" TEE (F)
 2 - 12" VALVES (F, MJ) BK, AHD
 1 - 8" VALVE (F, MJ) RT

- 6 BY CONTRACTOR FURNISH AND INSTALL
 STA 6+98.49
 1 - 12" x 8" TEE (F)
 2 - 12" VALVES (F, MJ) BK, AHD
 1 - 8" VALVE (F, MJ) LT
 1 - 8" x 6" REDUCER (F, MJ) LT

- 7 BY CITY FORCES FURNISH & INSTALL AHD OF CONTRACTOR
 STA 1+00.00 LT 33'
 CUT AND PLUG:
 EX 10" AC WTR
 RECONNECT AFTER NEW MAIN HAS BEEN ACCEPTED.

- 8 BY CITY FORCES FURNISH & INSTALL AHD OF CONTRACTOR
 STA 6+98.49 LT 25'
 CUT AND PLUG:
 EX 6" AC WTR
 RECONNECT AFTER NEW MAIN HAS BEEN ACCEPTED.

- 9 BY CITY FORCES FURNISH & INSTALL AHD OF CONTRACTOR
 STA 6+38.25 RT 13'
 CUT AND PLUG:
 EX 8" AC WTR
 RECONNECT AFTER NEW MAIN HAS BEEN ACCEPTED.

HIGHLINING NOTE:
 CITY FORCES TO HIGHLINE SEMINOLE DRIVE FROM STA 1+00 TO STA 8+00 CITY FORCES TO FURNISH HIGHLINE MATERIALS AND TRANSFER SERVICES.

CONTRACTOR'S NOTE:
 USE EXTREME CAUTION WHEN WORKING DUE TO OVERHEAD UTILITY LINES.

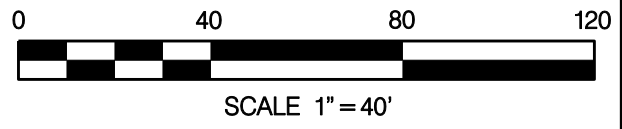
PROPOSED 8" WTR MAIN INCLUDED IN THIS PROJECT SEE SHT 27

REFERENCE:
 WATER: 6667-W, 9294-D, 11929-L, 18044-13-D
 SEWER: 6667-W, 9294-D, 11929-L, 18044-13-D
 STORM DRAIN:
 GAS: 9-159F, 9-160
 ELECTRIC: 216-1749
 CABLE TV: 216-749
 TELEPHONE: SDO101BB, SDO102DD
 IMPROVEMENTS:
 100' SCALE/FIELD BOOK: L18S
 THOMAS BROS.: I270
 HGL: 645

RETIREMENTS:
 538' 10" AC 1980
 162' 8" CI 1951
 2 - FH (2-PORT) 1980
 13 - 1" SERVICE

SEMINOLE DR

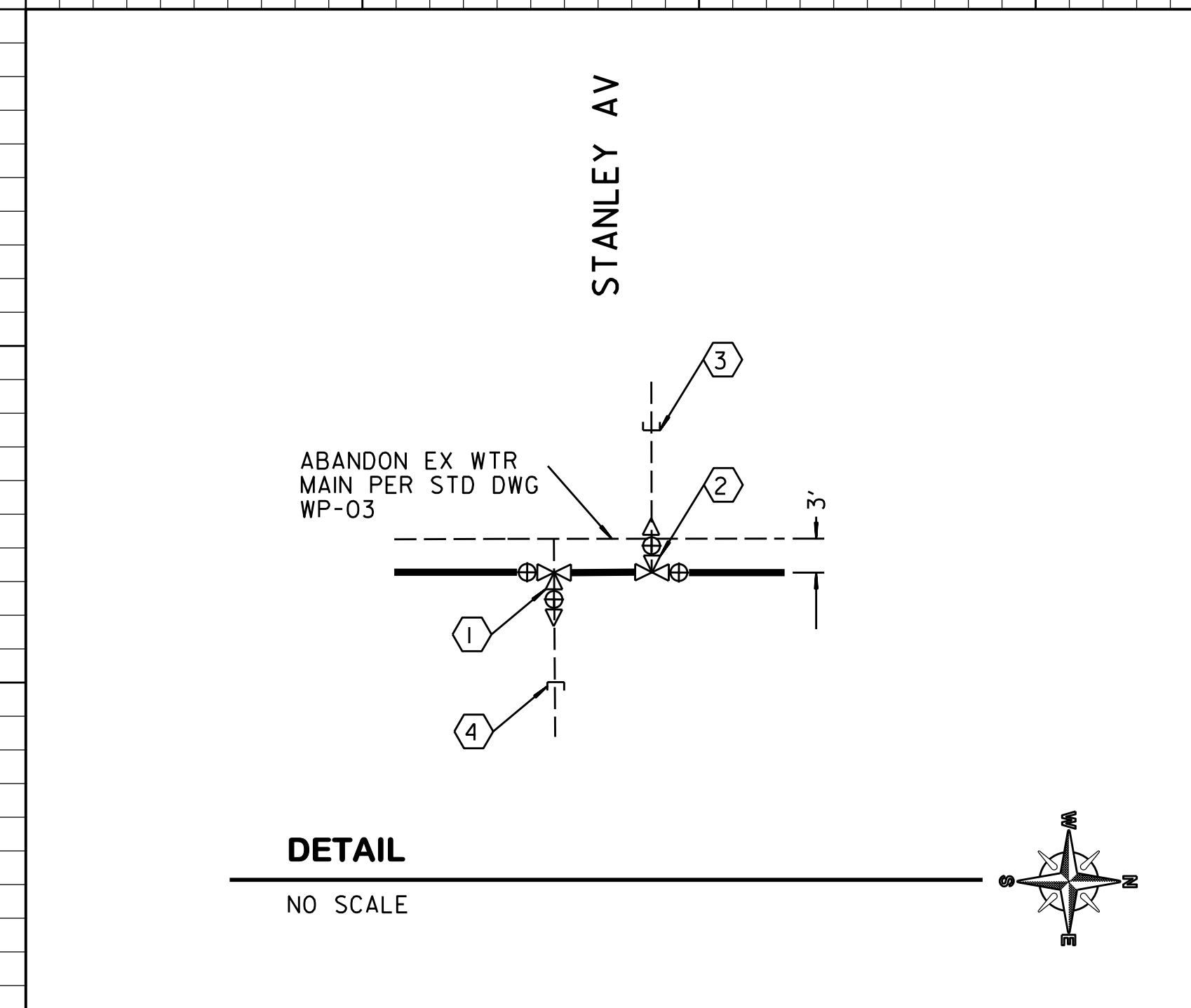
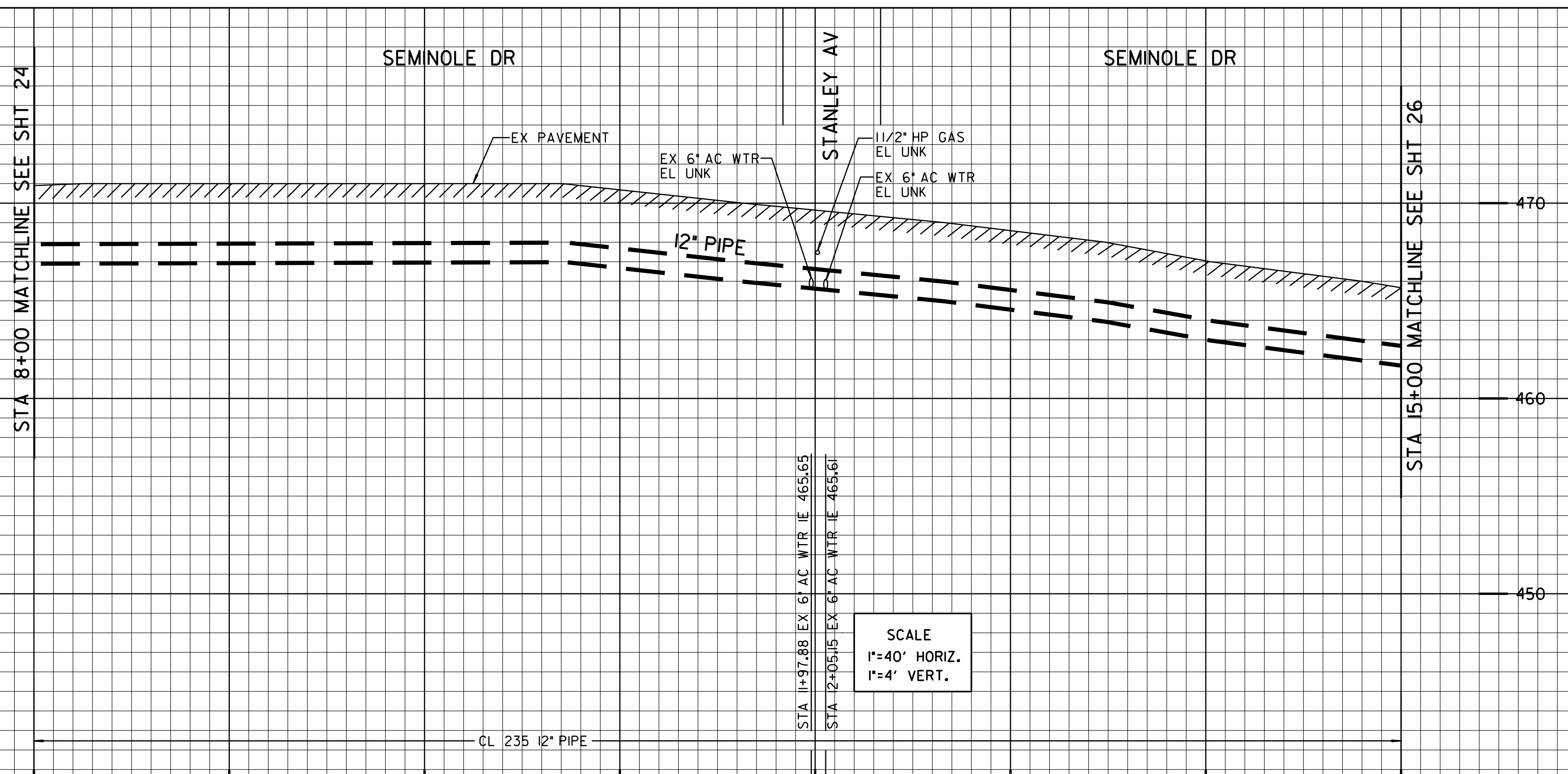
STA 8+00 MATCHLINE SEE SHT 25



WATER GROUP 616			
SEMINOLE DR.			
STA 1+00 TO 8+00			
CITY OF SAN DIEGO, CALIFORNIA PUBLIC WORKS DEPARTMENT SHEET 24 OF 40 SHEETS		WATER WBS: B00018 SEWER WBS:	
APPROVED: <i>Joe Myers</i>	DATE: 3/29/13	SUBMITTED BY: JOE MYERS PROJECT MANAGER	
FOR CITY ENGINEER		CHECKED BY: DEAN S EVANS PROJECT ENGINEER	
DESCRIPTION: ORIGINAL	BY: BT	DATE: 214-1749	CCS27 COORDINATE
		6310407-1854444	CCS83 COORDINATE
CONTRACTOR:	DATE STARTED:	35594-24-D	
INSPECTOR:	DATE COMPLETED:		

C-22

SEMINOLE DR.



SCALE
1"=40' HORIZ.
1"=4' VERT.

① BY CONTRACTOR FURNISH & INSTALL
STA 11+97.88
1- 12" x 8" TEE (F, MJ, F)
1- 12" VALVE (F, MJ) BK
1- 8" VALVE (F) RT
1- 8"x6" REDUCER (F, MJ) RT

② BY CONTRACTOR FURNISH & INSTALL
STA 12+05.15
1- 12" x 8" TEE (F, MJ, MJ)
1- 12" VALVE (F, MJ) AHD
1- 8" VALVE (F) LT
1- 8"x6" REDUCER (F, MJ) LT

③ BY CITY FORCES AHD OF CONTRACTOR
STA 11+97.88 RT 10'
1- 12" x 8" TEE (F, MJ, MJ)
CUT AND PLUG;
EX 6" AC WTR
RECONNECT AFTER NEW MAIN HAS BEEN ACCEPTED.

④ BY CITY FORCES AHD OF CONTRACTOR
STA 12+05.15 LT 25'
CUT AND PLUG;
EX 6" AC WTR
RECONNECT AFTER NEW MAIN HAS BEEN ACCEPTED.

⑤ BY CONTRACTOR FURNISH AND INSTALL
STA 12+53.91
1- 12" x 6" TEE (MJ, MJ, F)
1- 6" FH ASSY AND MARKER

⑥ BY CONTRACTOR FURNISH AND INSTALL
STA 13+81.61
1- 12" 22 1/2" BEND (MJ)

⑦ BY CONTRACTOR FURNISH AND INSTALL
STA 14+59.93
1- 12" 22 1/2" BEND (MJ)

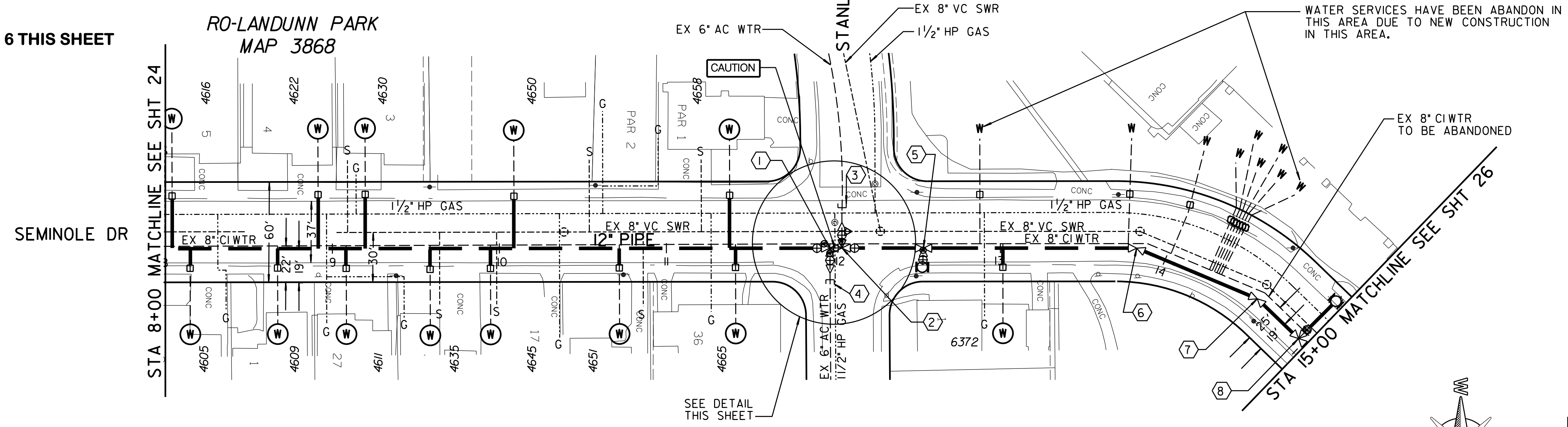
⑧ BY CONTRACTOR FURNISH AND INSTALL
STA 14+94.19
1- 12" x 6" TEE (MJ, MJ, F)
1- 6" FH ASSY AND MARKER (3-PORT)

REFERENCE:
WATER: 11929-L, 11930-L, 11931-L, 9265-6-D
SEWER: 11929-L, 11930-L, 11931-L, 9265-6-D
STORM DRAIN:
GAS: 9-160, 9-159C
ELECTRIC: 216-1749
CABLE TV: 216-749
TELEPHONE: SD0102DD, SD0102DB
IMPROVEMENTS:
100' SCALE/FIELD BOOK: L18S
THOMAS BROS.: I270
HGL: 645

RETIREMENTS:
703' 8" CI 1956
2 - FH (2-PORT) 1956
22 - 1" SERVICES

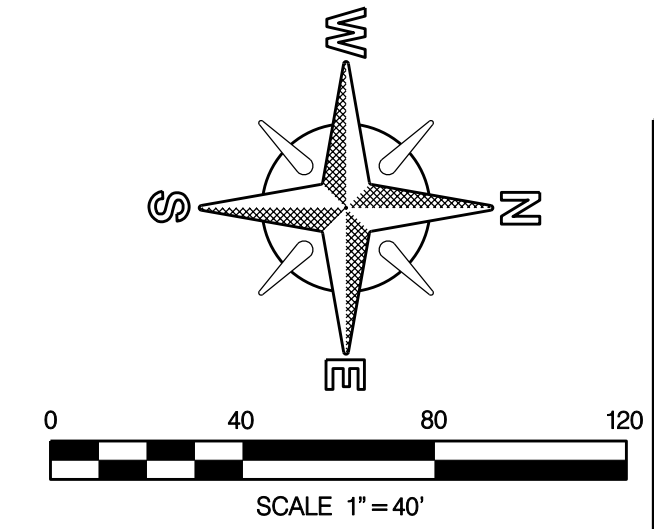
PHASE 6 THIS SHEET

RO-LANDUNN PARK
MAP 3868



CONTRACTOR'S NOTE:
USE EXTREME CAUTION WHEN WORKING DUE TO LOW OVERHEAD UTILITY LINES.

HIGHLINGING NOTE:
CITY FORCES TO HIGHLINE SEMINOLE DRIVE FROM STA 8+00 TO STA 15+00 CITY FORCES TO FURNISH HIGHLING MATERIALS AND TRANSFER SERVICES.



WATER GROUP 616
SEMINOLE DR
STA 8+00 TO STA 15+00

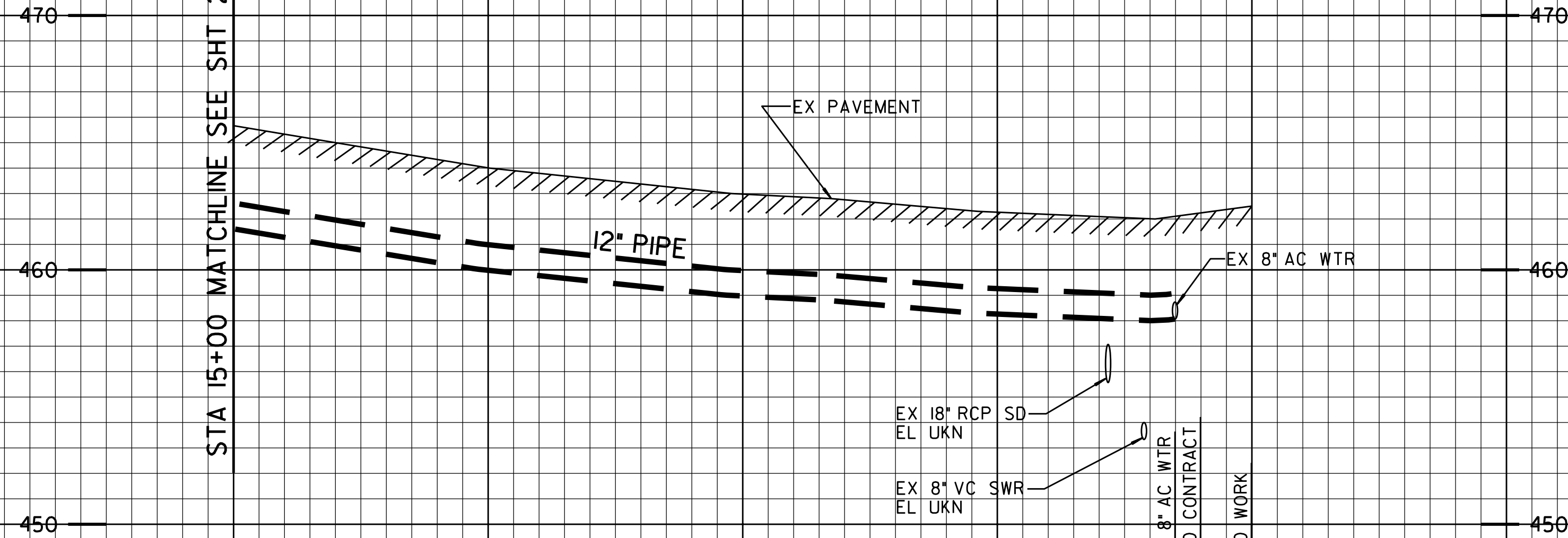
CITY OF SAN DIEGO, CALIFORNIA PUBLIC WORKS DEPARTMENT SHEET 25 OF 40 SHEETS				WATER WBS B00018 SEWER WBS
APPROVED FOR CITY ENGINEER	DATE	3/29/13		SUBMITTED BY: JOE MYERS PROJECT MANAGER
DESCRIPTION	BY	APPROVED	DATE	FILMED
ORIGINAL	BT			
CHECKED BY: DEAN S EVANS PROJECT ENGINEER				214-1749 CCS27 COORDINATE
CONTRACTOR				6310407-1854444 CCS83 COORDINATE
INSPECTOR				35594-25-D

C-23

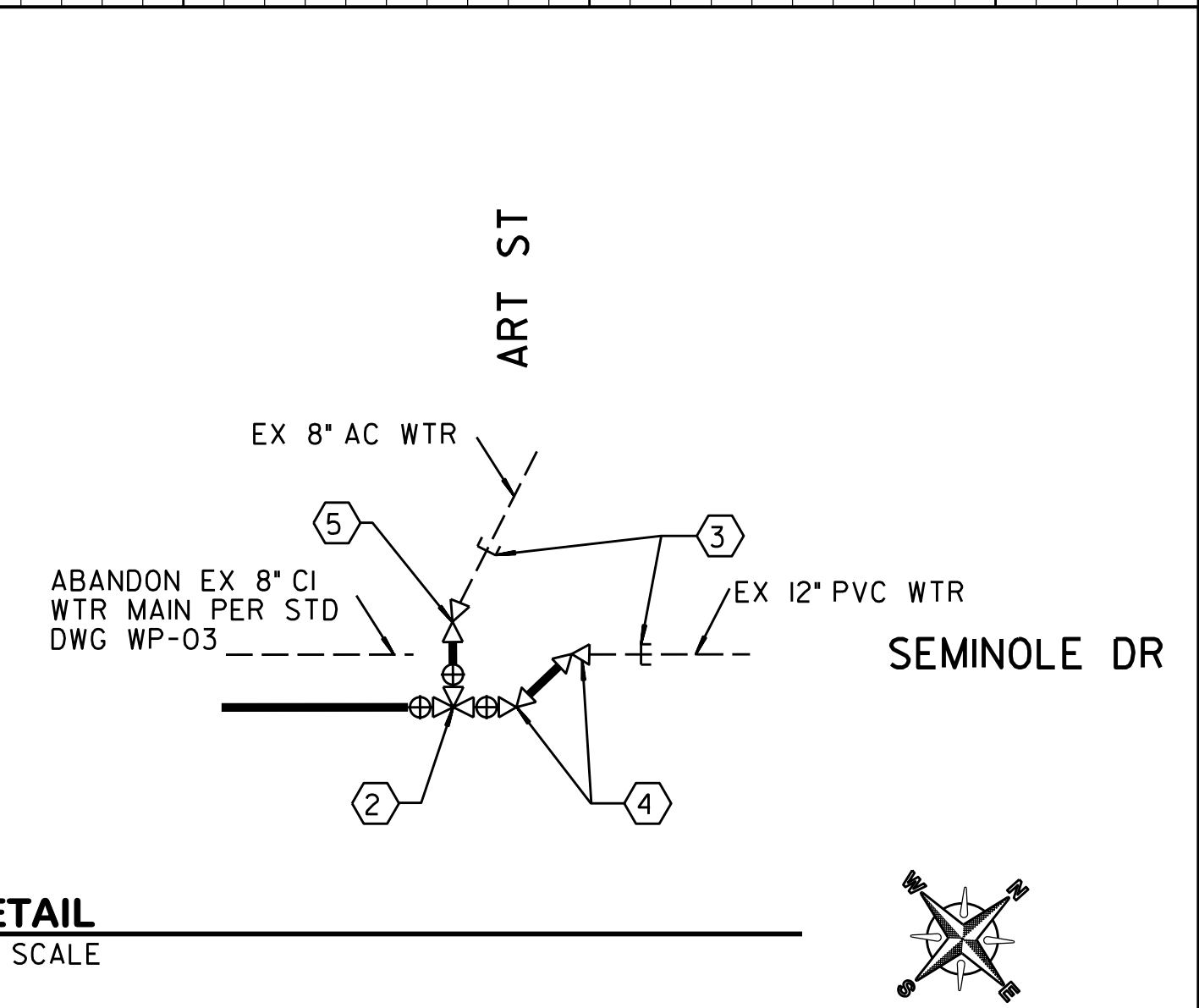
SEMINOLE DR.

SEMINOLE DR


ART ST



SCALE
 1"=40' HORIZ.
 1"=4' VERT.

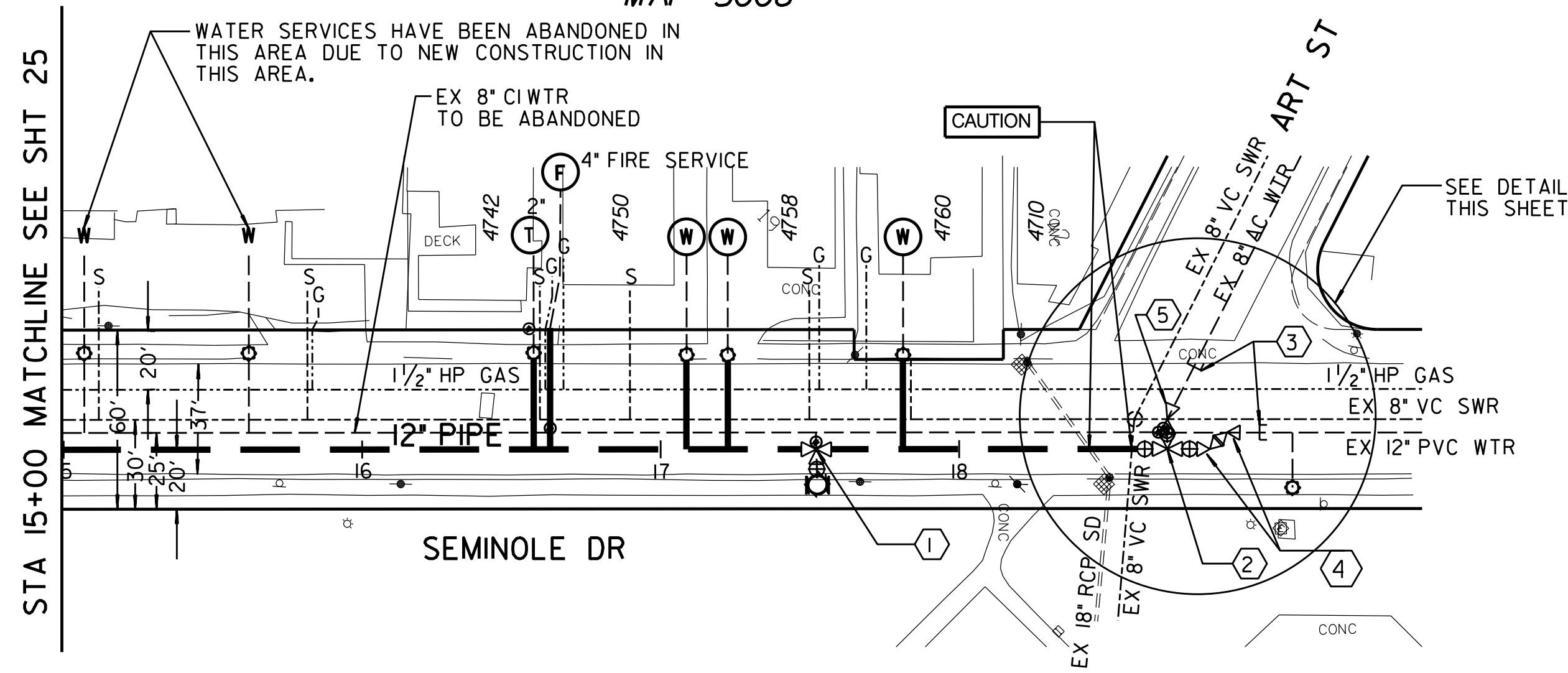


DETAIL
 NO SCALE



PHASE 6 THIS SHEET

CAMPUS SHOPPING CENTER UNIT NO.2
 MAP 5008



CONTRACTOR'S NOTE:
 USE EXTREME CAUTION WHEN WORKING DUE TO LOW OVERHEAD UTILITY LINES.

HIGHLINING NOTE:
 CITY FORCES TO HIGHLINE SEMINOLE DRIVE FROM STA 15+00 TO STA 18+99 CITY FORCES TO FURNISH HIGHLINE MATERIALS AND TRANSFER SERVICES.

- ①
 BY CONTRACTOR
 FURNISH AND INSTALL
 STA 17+52.13
 1- 12" X 6" TEE (MJ, MJ, F)
 1- 6" FH ASSY AND MARKER
- ②
 BY CONTRACTOR
 FURNISH AND INSTALL
 STA 18+69.75
 1- 12" X 8" TEE (F)
 2- 12" VALVE (F, MJ) AHD, BK
 1- 8" VALVE (F, MJ) LT
- ③
 BY CITY FORCES
 AHD OF CONTRACTOR
 STA 18+69.75 30' LT & 30' AHD
 CUT AND PLUG:
 EX 8" AC WTR RT
 EX 12" PVC WTR AHD
 RECONNECT AFTER NEW MAIN HAS BEEN ACCEPTED.
- ④
 BY CONTRACTOR
 FURNISH AND INSTALL
 STA 18+69.75
 1- 12" 45" BEND (F, MJ) AHD
 1- 12" 45" BEND (MJ) AHD
- ⑤
 BY CONTRACTOR
 FURNISH AND INSTALL
 STA 18+69.75 10' LT
 1- 8" 22 1/2" BEND (MJ) LT

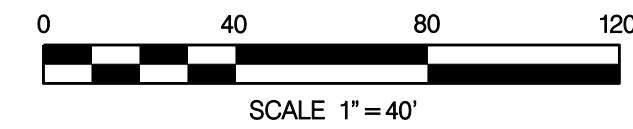

REFERENCE:
 WATER: 11931-L, 9265-5-D, 7743-L, 33123-5-D
 SEWER: 11931-L, 9265-5-D, 7743-L, 33123-5-D
 STORM DRAIN:
 GAS: 9-159A, 9-159C
 ELECTRIC: 216-1749
 CABLE TV: 216-749
 TELEPHONE: SD0102DB, SD0102BD
 IMPROVEMENTS:
 100' SCALE/FIELD BOOK: LI85
 THOMAS BROS.: 1270
 HGL: 645

RETIREMENTS:
 370' 8" CI 1956
 1- FH (2-PORT) 1956
 6 - 1" SERVICES

C-24

WATER GROUP 616
 SEMINOLE DR
 STA 15+00 TO 18+99.75

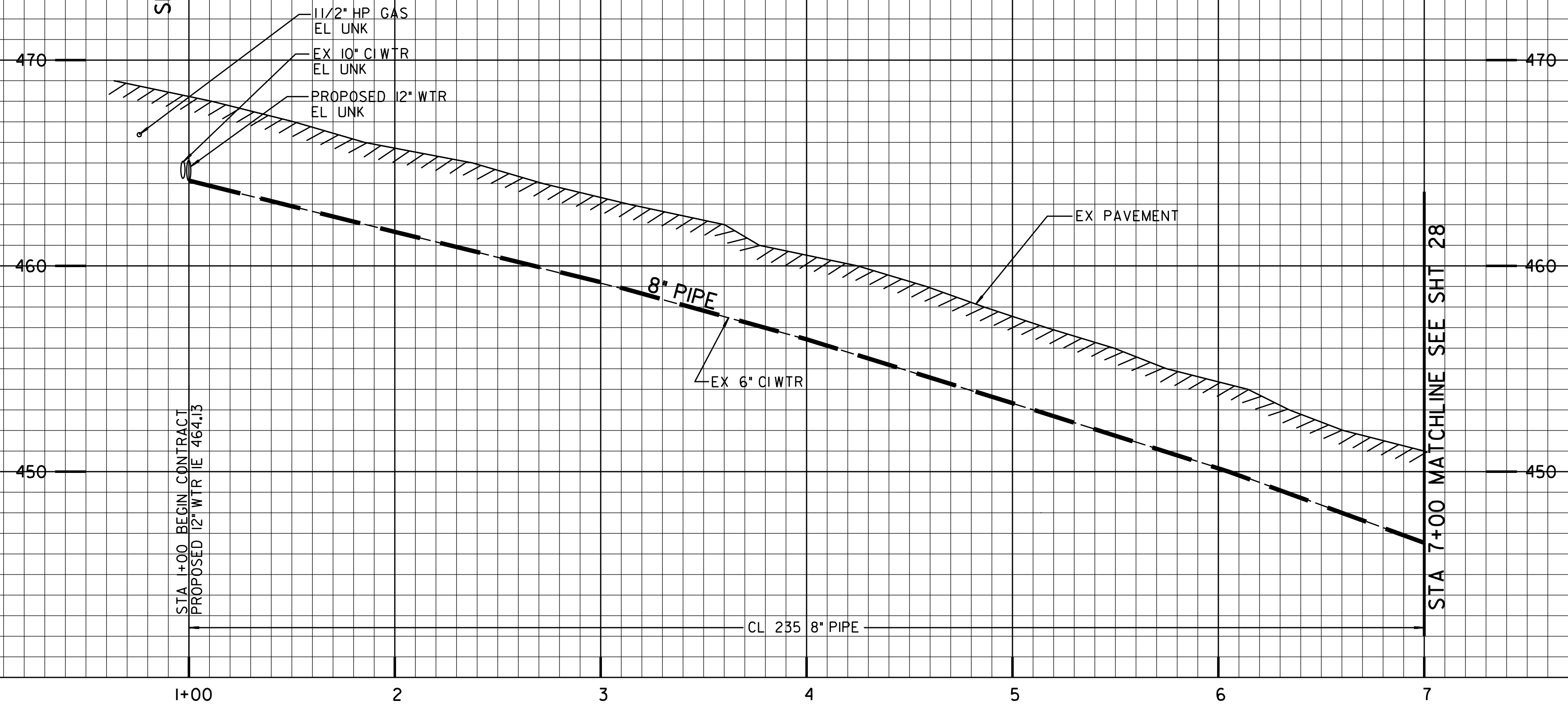
CITY OF SAN DIEGO, CALIFORNIA PUBLIC WORKS DEPARTMENT SHEET 26 OF 40 SHEETS		WATER WBS: B00018
APPROVED: <i>[Signature]</i> FOR CITY ENGINEER		DATE: 3/29/13
SUBMITTED BY: JOE MYERS PROJECT MANAGER		CHECKED BY: DEAN S EVANS PROJECT ENGINEER
DESCRIPTION	BY	APPROVED
ORIGINAL	BT	
CONTRACTOR		DATE STARTED
INSPECTOR		DATE COMPLETED
		214-1749 CCS27 COORDINATE 6310407-185444 CCS83 COORDINATE 35594-26-D



SEMINOLE DR.

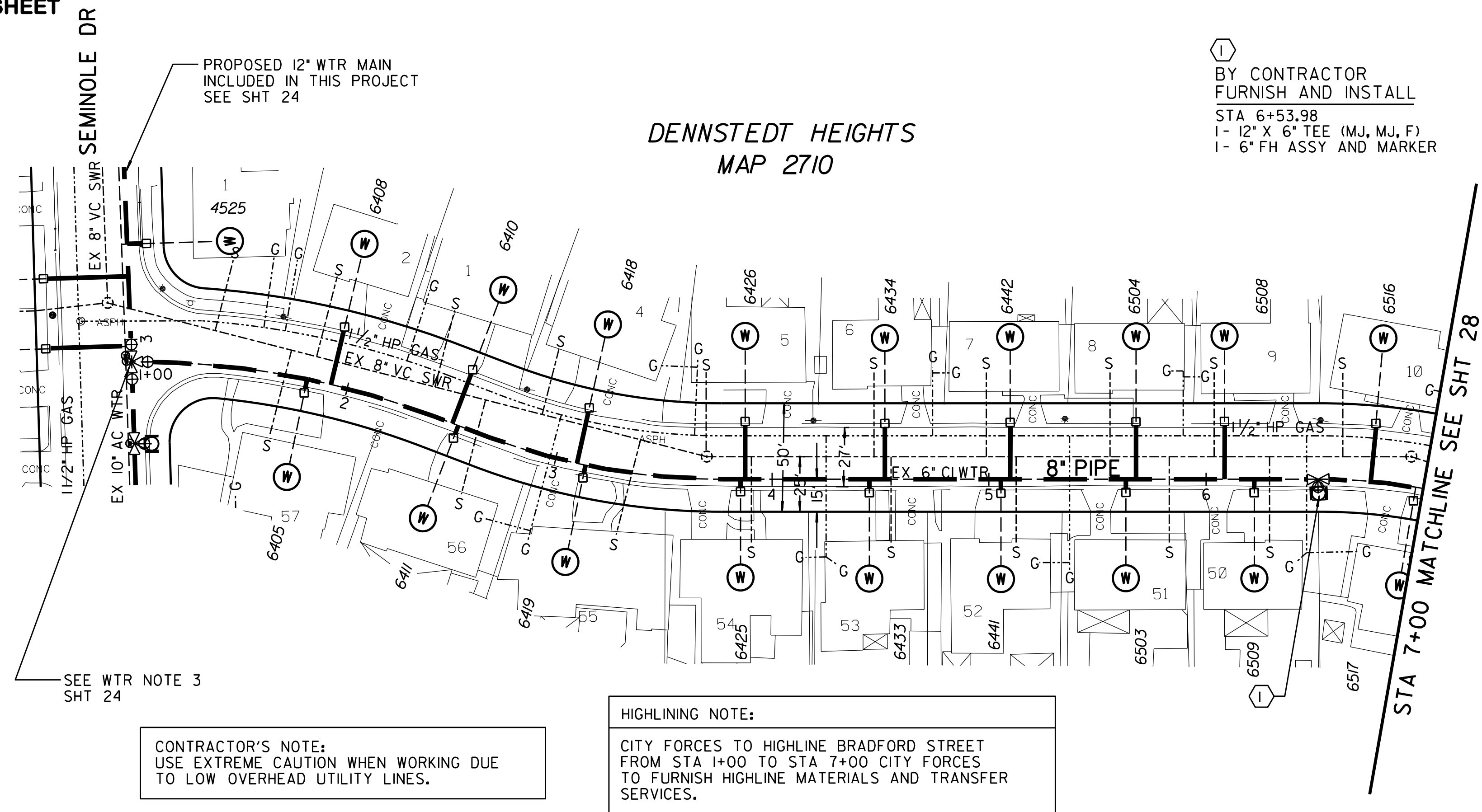
SEMINOLE DR

BRADFORD ST



SCALE
1"=40' HORIZ.
1"=4' VERT.

PHASE 6 THIS SHEET

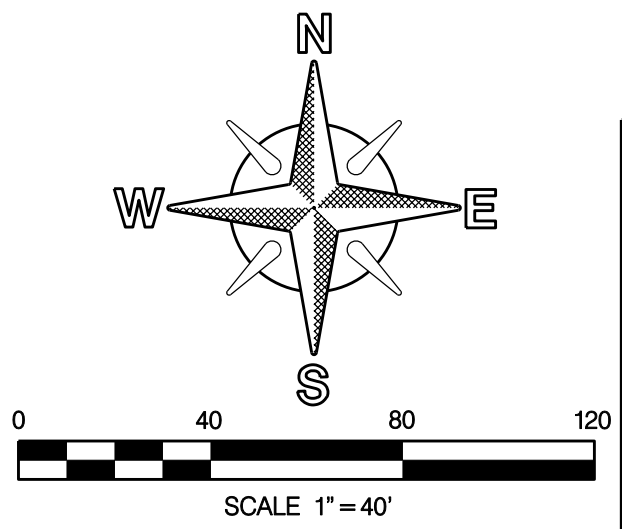


CONTRACTOR'S NOTE:
USE EXTREME CAUTION WHEN WORKING DUE
TO LOW OVERHEAD UTILITY LINES.

HIGHLINING NOTE:
CITY FORCES TO HIGHLINE BRADFORD STREET
FROM STA 1+00 TO STA 7+00 CITY FORCES
TO FURNISH HIGHLINE MATERIALS AND TRANSFER
SERVICES.

REFERENCE:
WATER: I8044-13-D, 8362-L
SEWER: 8362-L
STORM DRAIN:
GAS: 9-159F, 9-159G
ELECTRIC: 216-1749
CABLE TV: 216-749
TELEPHONE: SDO101BB, SDO201AA
IMPROVEMENTS:
100' SCALE/FIELD BOOK: L18S
THOMAS BROS.: I270
HGL: 645

RETIREMENTS:
600' 6" CI 1951
1- FH (2-PORT) 1951
18 - 1" SERVICE



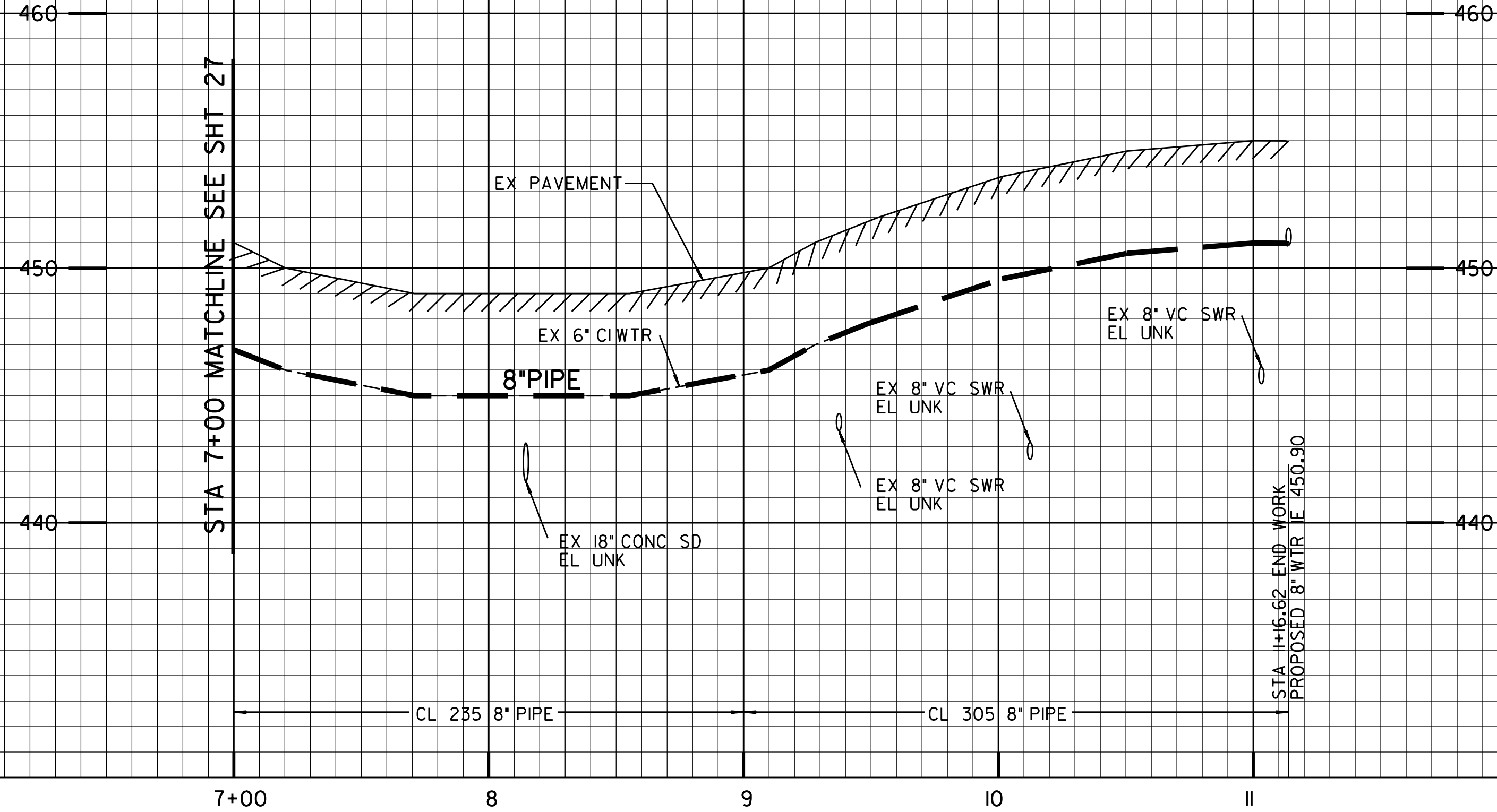
WATER GROUP 616 BRADFORD ST STA 1+00 TO STA 7+00		CITY OF SAN DIEGO, CALIFORNIA PUBLIC WORKS DEPARTMENT SHEET 27 OF 40 SHEETS		WATER WBS B-00018 SEWER WBS	
APPROVED FOR CITY ENGINEER	DATE	3/29/13		SUBMITTED BY JOE MYERS PROJECT MANAGER	
DESCRIPTION	BY	APPROVED	DATE	FILMED	CHECKED BY DEAN S EVANS PROJECT ENGINEER
ORIGINAL	BT				214-1749 CCS27 COORDINATE
					6310407-1854444 CCS83 COORDINATE
CONTRACTOR		DATE STARTED		35594-27-D	
INSPECTOR		DATE COMPLETED			

C-25

BRADFORD ST

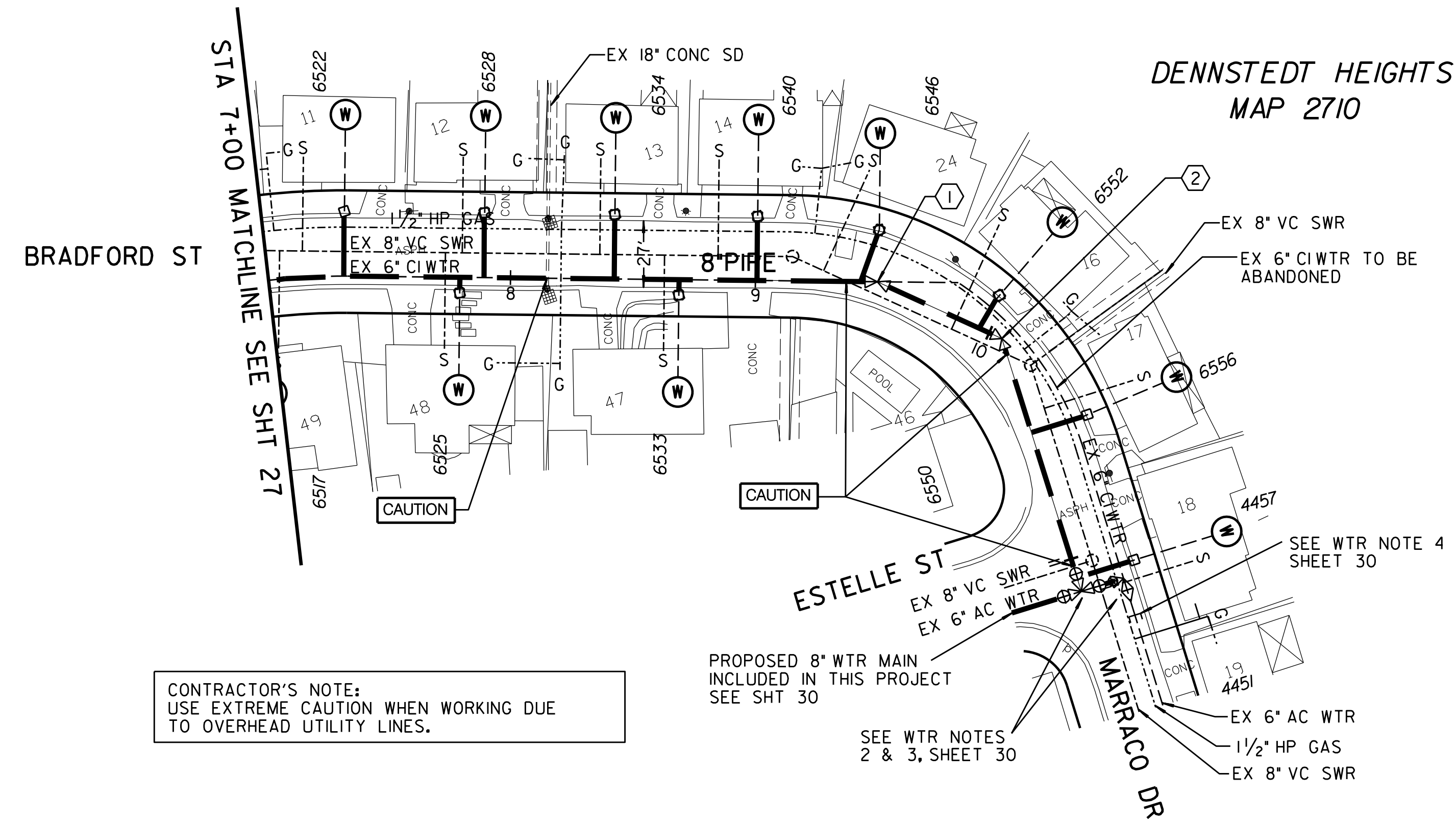
BRADFORD ST

ESTELLE ST



PHASE 6 THIS SHEET

HIGHLINING NOTE:
 CITY FORCES TO HIGHLINE BRADFORD STREET FROM STA 7+00 TO 11+14 CITY FORCES TO FURNISH HIGHLINE MATERIALS AND TRANSFER SERVICES.



DENNSTEDT HEIGHTS MAP 2710

①
 BY CONTRACTOR FURNISH AND INSTALL
 STA 9+53.14
 1- 8" 22 1/2' BEND (MJ)

②
 BY CONTRACTOR FURNISH AND INSTALL
 STA 10+08.48
 1- 8" 45' BEND (MJ)

REFERENCE:

WATER: 8362-L
 SEWER: 8362-L
 STORM DRAIN: 8360-L
 GAS: 9-159F, 9-159G
 ELECTRIC: 216-1749
 CABLE TV: 216-749
 TELEPHONE: SDO101BB, SDO201AA
 IMPROVEMENTS:
 100' SCALE/FIELD BOOK: L18S
 THOMAS BROS.: I270
 HGL: 645

RETIREMENTS:

422' 6" CI 1951
 10 - 1" SERVICE

C-26

WATER GROUP 616
 BRADFORD ST
 STA 7+00 TO 11+16.62

CITY OF SAN DIEGO, CALIFORNIA
 PUBLIC WORKS DEPARTMENT
 SHEET 28 OF 40 SHEETS

WATER WBS B-00018
 SEWER WBS

APPROVED: *Samuel D. ...* 3/29/13
 FOR CITY ENGINEER DATE

SUBMITTED BY: JOE MYERS
 PROJECT MANAGER

DESCRIPTION BY APPROVED DATE FILMED
 ORIGINAL BT

CHECKED BY: DEAN S EVANS
 PROJECT ENGINEER

214-1749
 CCS27 COORDINATE

6310407-1854444
 CCS83 COORDINATE

CONTRACTOR DATE STARTED
 INSPECTOR DATE COMPLETED


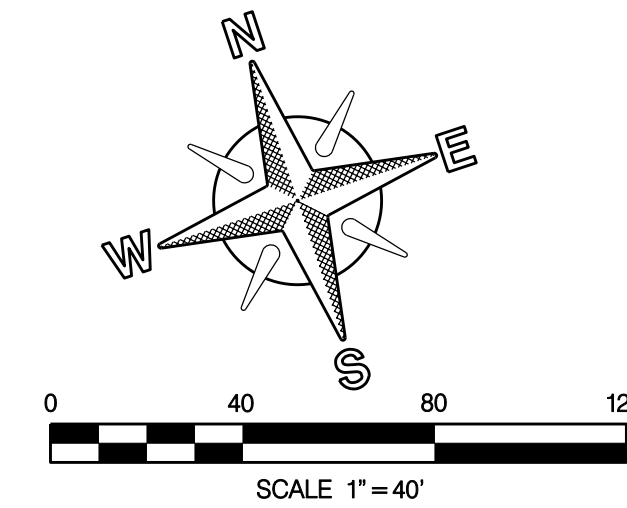
35594-28-D

CONTRACTOR'S NOTE:
 USE EXTREME CAUTION WHEN WORKING DUE TO OVERHEAD UTILITY LINES.

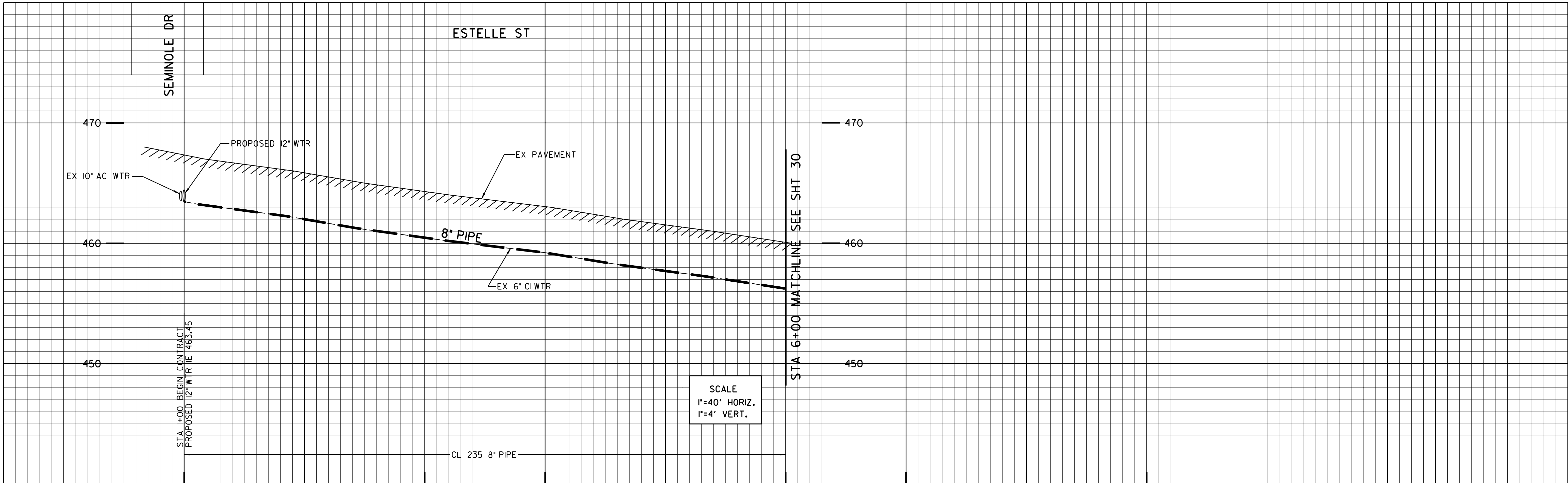
PROPOSED 8" WTR MAIN INCLUDED IN THIS PROJECT SEE SHT 30

SEE WTR NOTES 2 & 3, SHEET 30

SEE WTR NOTE 4 SHEET 30

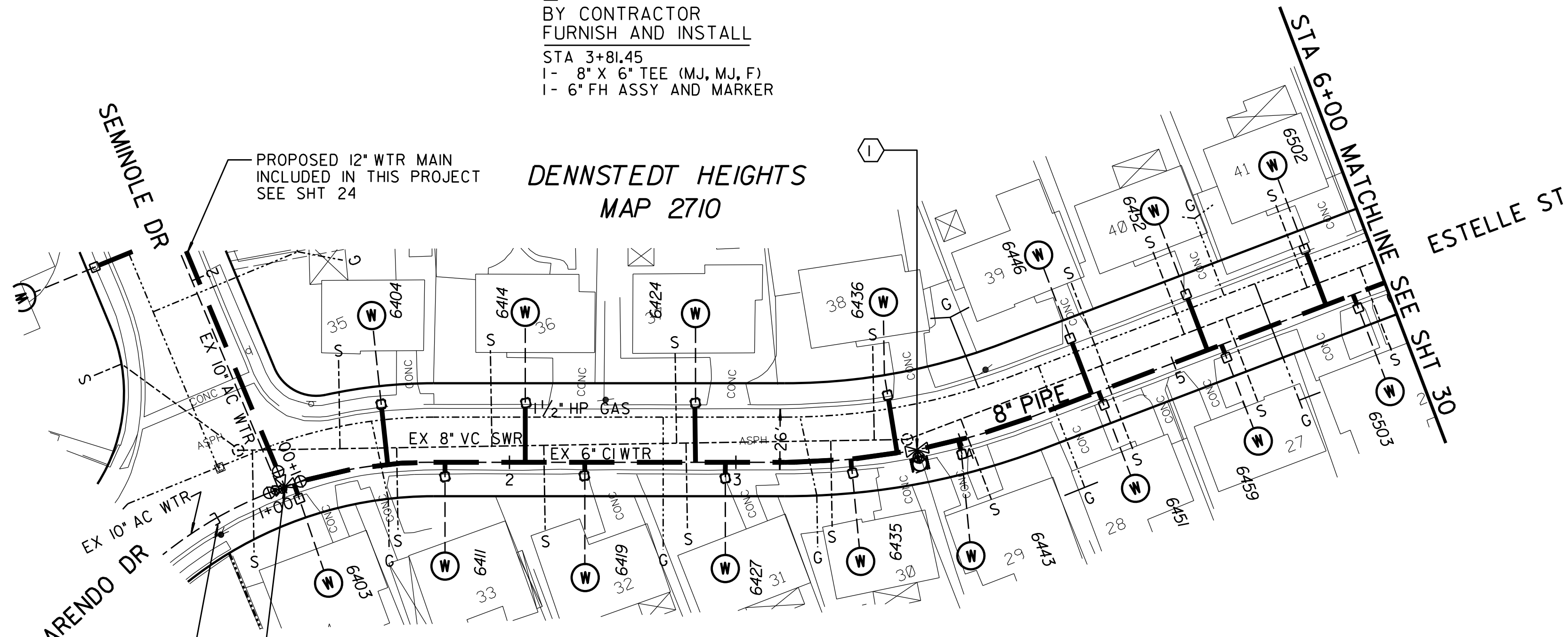


BRADFORD ST



PHASE 6 THIS SHEET

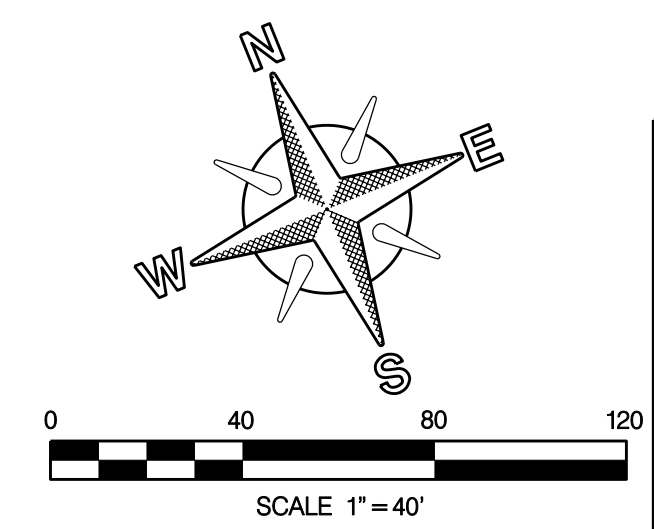
BY CONTRACTOR
FURNISH AND INSTALL
STA 3+81.45
1- 8" X 6" TEE (MJ, MJ, F)
1- 6" FH ASSY AND MARKER



REFERENCE:
WATER: 18044-13-D, 8362-L
SEWER: 8362-L
STORM DRAIN:
GAS: 9-159F, 9-159G
ELECTRIC: 216-1749
CABLE TV: 216-749
TELEPHONE: SDO101BB, SDO201AA
IMPROVEMENTS:
100' SCALE/FIELD BOOK: L18S
THOMAS BROS.: I270
HGL: 645

RETIREMENTS:
500' 6" CI 1951
1- FH (2-PORT) 1951
16 - 1" SERVICE

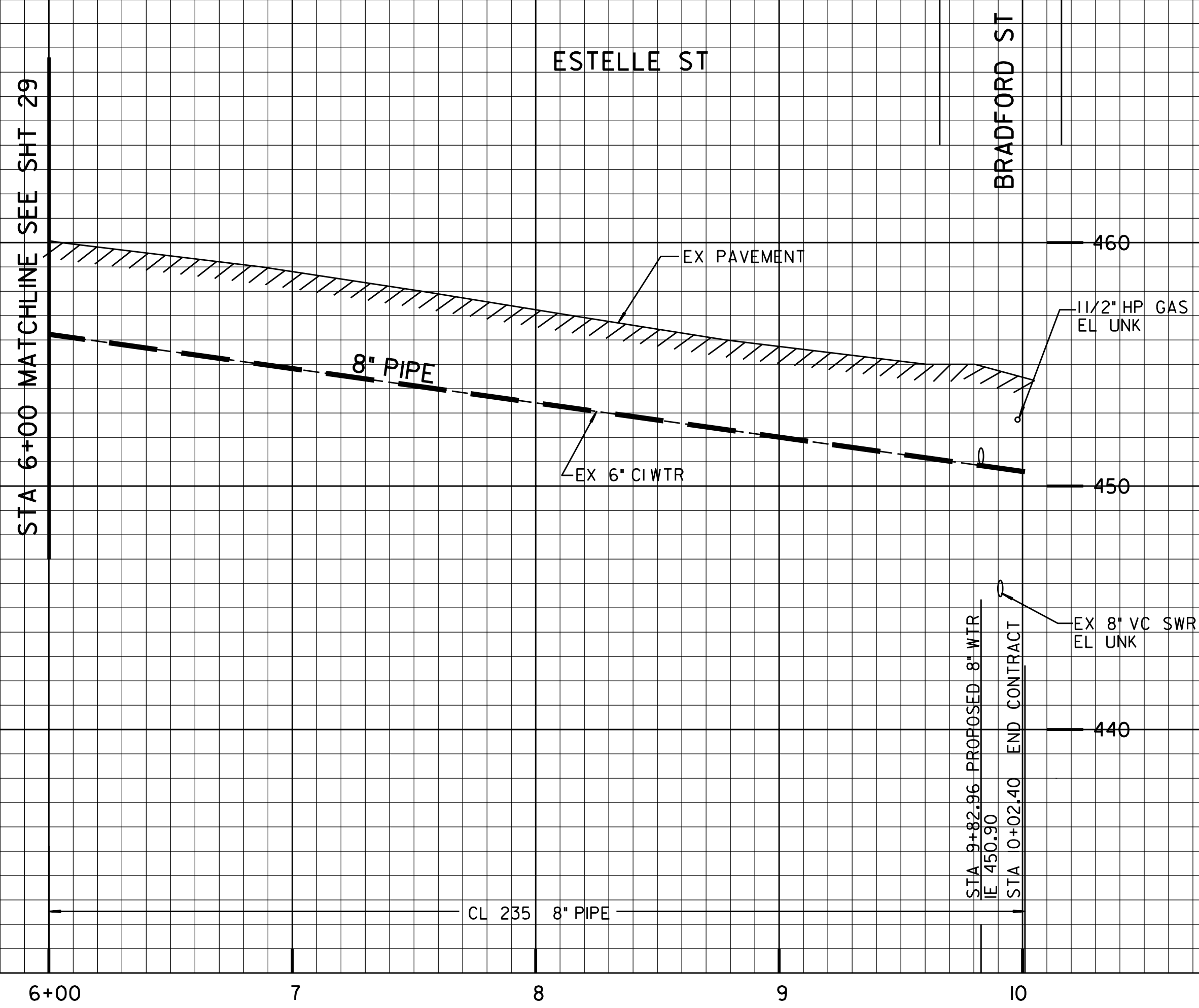
HIGHLINING NOTE:
CITY FORCES TO HIGHLINE ESTELLE STREET FROM STA 1+00 TO 6+00 CITY FORCES TO FURNISH HIGHLINE MATERIALS AND TRANSFER SERVICES.



WATER GROUP 616		ESTELLE ST		STA 1+00 TO STA 6+00	
CITY OF SAN DIEGO, CALIFORNIA PUBLIC WORKS DEPARTMENT SHEET 29 OF 40 SHEETS				WATER WBS B-00018 SEWER WBS	
APPROVED: <i>[Signature]</i> FOR CITY ENGINEER		DATE: 3/29/13		SUBMITTED BY: JOE MYERS PROJECT MANAGER	
DESCRIPTION	BY	APPROVED	DATE	FILMED	CHECKED BY: DEAN S EVANS PROJECT ENGINEER
ORIGINAL	BT				214-1749 CCS27 COORDINATE
					6310407-1854444 CCS83 COORDINATE
CONTRACTOR		DATE STARTED		35594-29-D	
INSPECTOR		DATE COMPLETED			

C-27

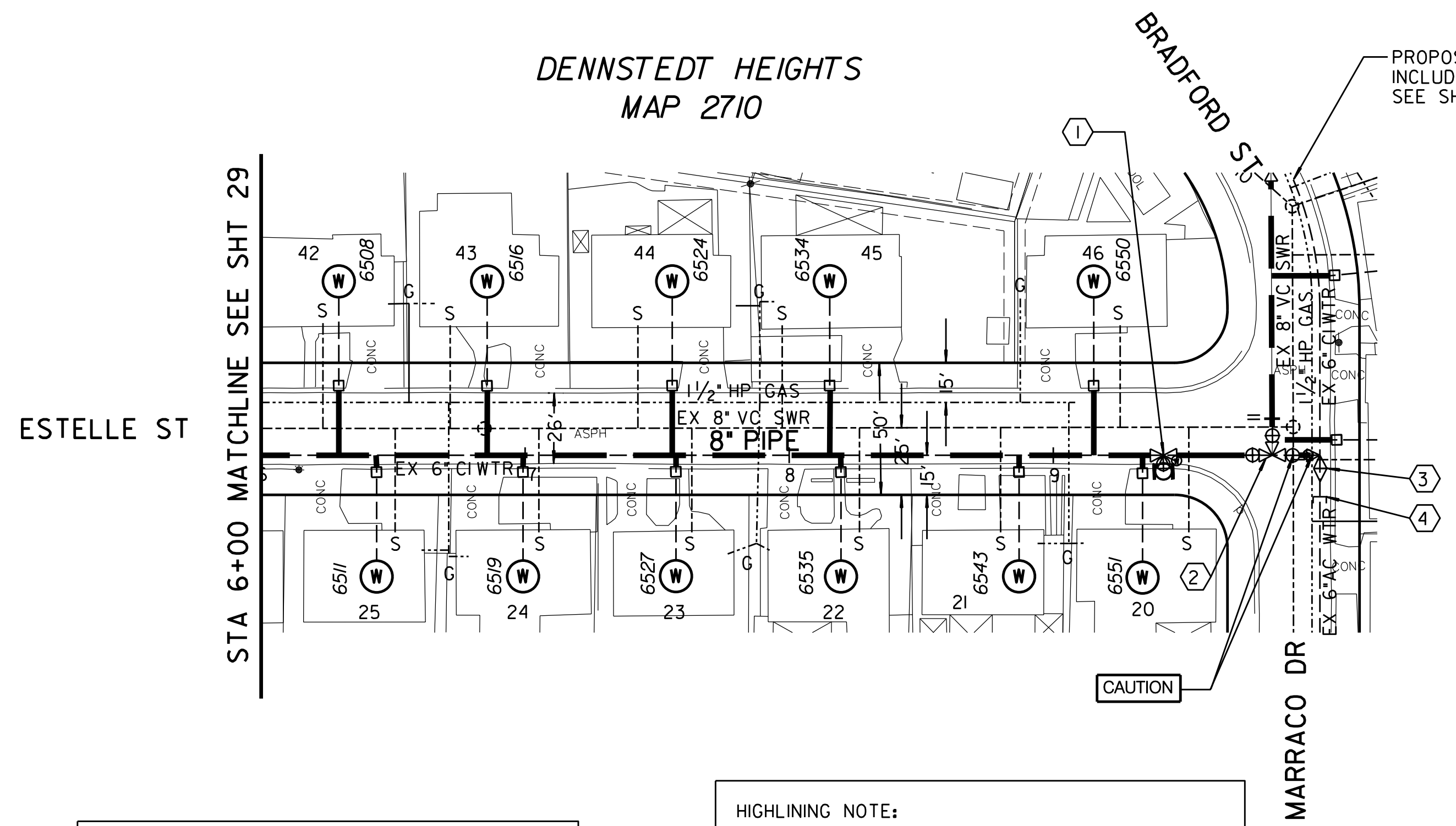
ESTELLE ST



SCALE
1"=40' HORIZ.
1"=4' VERT.

PHASE 6 THIS SHEET

DENNSTEDT HEIGHTS
MAP 2710



PROPOSED 8" WTR MAIN
INCLUDED IN THIS PROJECT
SEE SHT 28

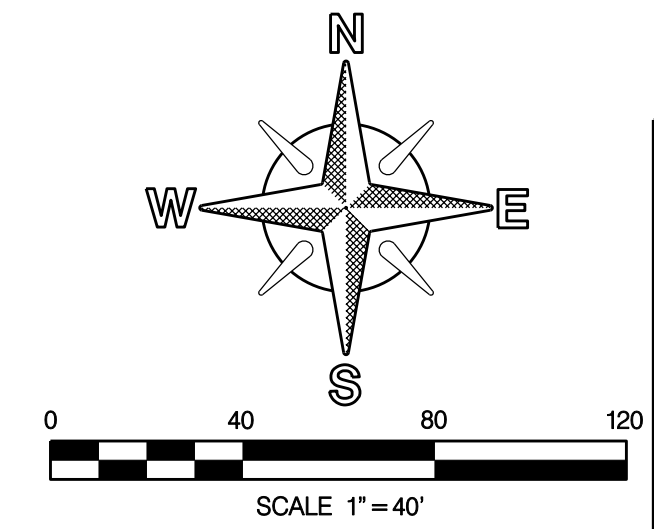
- ① BY CONTRACTOR
FURNISH AND INSTALL
STA 9+43.19
1- 8" X 6" TEE (MJ, MJ, F)
1- 6" FH ASSY AND MARKER
- ② BY CONTRACTOR
FURNISH AND INSTALL
STA 9+84.36
1- 8" X 8" TEE (F)
3 - 8" VALVES (F, MJ)
- ③ BY CONTRACTOR
FURNISH AND INSTALL
STA 10+02.40
1- 90° BEND (F, MJ)
1- 8" X 6" REDUCER (F, MJ)
- ④ BY CITY FORCES
FURNISH & INSTALL
AHD OF CONTRACTOR
STA 10+02.40 LT 10'
CUT AND PLUG:
EX 6" AC WTR
RECONNECT WTR AFTER NEW MAIN
HAS BEEN ACCEPTED.

REFERENCE:
WATER: 8362-L
SEWER: 8362-L
STORM DRAIN:
GAS: 9-159F, 9-159G
ELECTRIC: 216-1749
CABLE TV: 216-749
TELEPHONE: SDO101BB, SDO201AA
IMPROVEMENTS:
100' SCALE/FIELD BOOK: L18S
THOMAS BROS.: I270
HGL: 645

RETIREMENTS:
40' 6" CI 1951
1- FH (2-PORT) 1951
11- 1" SERVICES

CONTRACTOR'S NOTE:
USE EXTREME CAUTION WHEN WORKING DUE
TO OVERHEAD UTILITY LINES.

HIGHLINING NOTE:
CITY FORCES TO HIGHLINE ESTELLE STREET
FROM STA 6+00 TO STA 10+01 CITY FORCES
TO FURNISH HIGHLINE MATERIALS TRANSFER
SERVICES

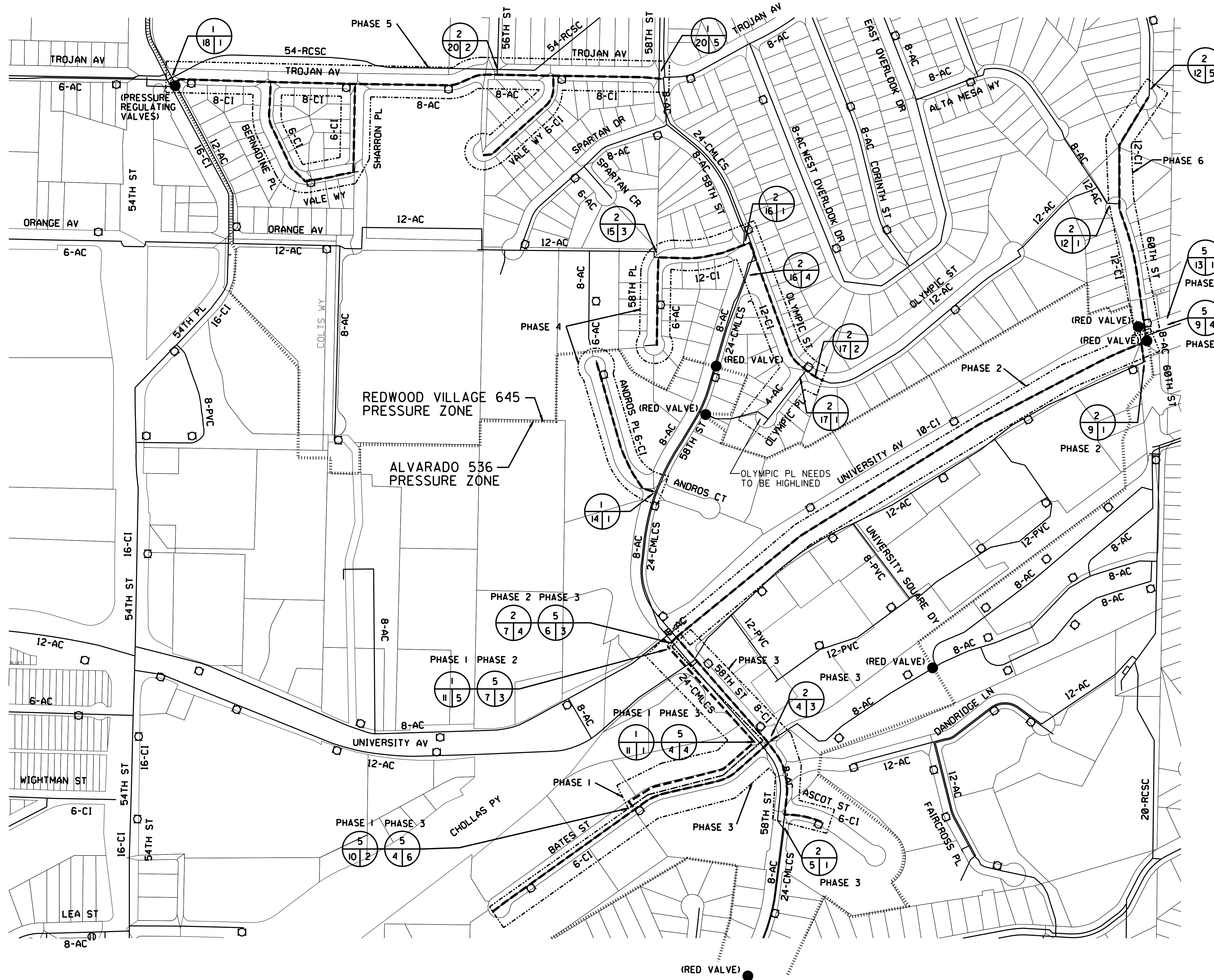


WATER GROUP 616 ESTELLE ST STA 6+00 TO STA 10+01			
CITY OF SAN DIEGO, CALIFORNIA PUBLIC WORKS DEPARTMENT SHEET 30 OF 40 SHEETS			WATER WBS B-00018 SEWER WBS
APPROVED: <i>Joe Myers</i> FOR CITY ENGINEER	DATE 3/29/13	SUBMITTED BY JOE MYERS PROJECT MANAGER	
DESCRIPTION ORIGINAL	BY BT	APPROVED	FILED
CHECKED BY DEAN S EVANS PROJECT ENGINEER			214-1749 CCS27 COORDINATE
CONTRACTOR			6310407-185444 CCS83 COORDINATE
INSPECTOR			35594-30-D

C-28

ESTELLE ST

WORK BY CITY FORCES OR CONTRACTOR



LEGEND

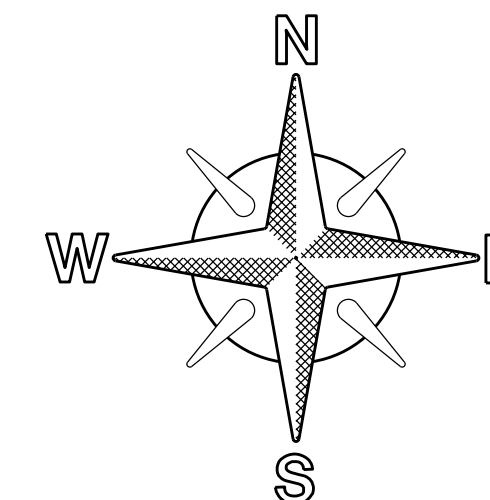
- EXISTING WATER MAIN
- PRESSURE ZONE BOUNDARY
- PROPOSED WATER MAIN
- FIRE HYDRANT TO REMAIN IN SERVICE DURING CONSTRUCTION
- FIRE HYDRANT TO BE REPLACED
- ① CITY FORCES NOTE NUMBER (THIS SHEET)
- ② CITY FORCES NOTE NUMBER (PLAN & PROFILE SHT.)
- ③ PLAN & PROFILE "D" SHEET NUMBER

WORK BY CITY FORCES


- ① TEE/CROSS CUT-IN, OPEN/CLOSE VALVE(S)
RECONNECT, OPEN VALVE(S)
- ② CUT & PLUG
RECONNECT
- ③ CUT AND ABANDON
- ④ WET TAP
- ⑤ CLOSE EX. VALVE (REPLACE IF NEEDED)
OPEN EX. VALVE

AREA TO BE HIGHLINED IN PHASES

- PHASE 1
- PHASE 2



NO SCALE

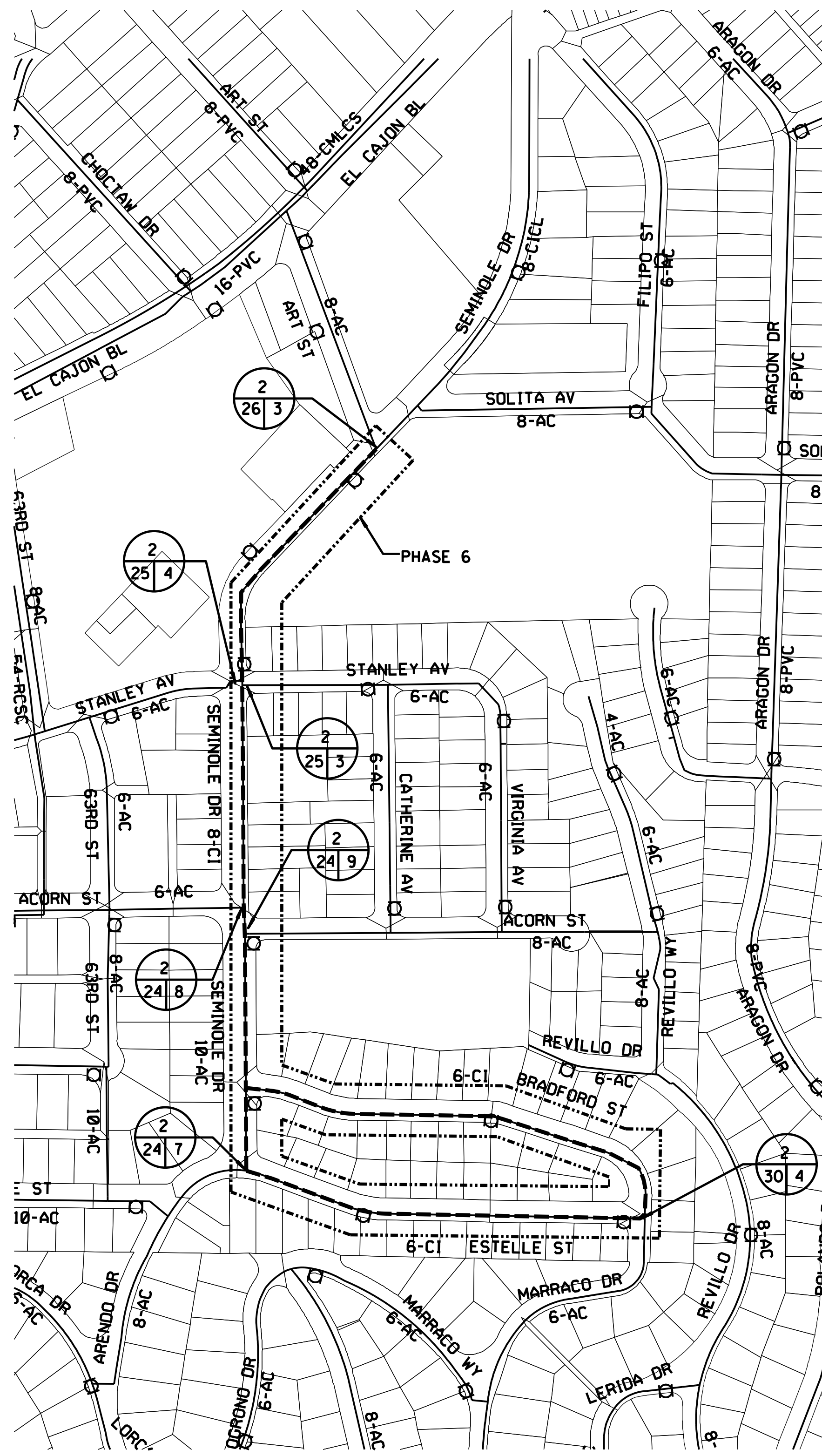


C-29

WORK BY CITY FORCES OR CONTRACTOR				WATER MAIN REPLACEMENT		GROUP 616	
CITY OF SAN DIEGO, CALIFORNIA PUBLIC WORKS DEPARTMENT SHEET 31 OF 40 SHEETS				WATER W.O. B-00018 SEWER W.O.		SUBMITTED BY: JOE MYERS PROJECT MANAGER	
APPROVED: <i>[Signature]</i> FOR CITY ENGINEER				DATE 3/29/13		CHECKED BY: DEAN S. EVANS PROJECT ENGINEER	
DESCRIPTION		BY		APPROVED		DATE	
ORIGINAL		BT					
						000-0000 CCS27 COORDINATE	
						000-0000 CCS83 COORDINATE	
CONTRACTOR _____				DATE STARTED _____		35594-31-D	
INSPECTOR _____				DATE COMPLETED _____			

WORK BY CITY FORCES OR CONTRACTOR

WORK BY CITY FORCES OR CONTRACTOR




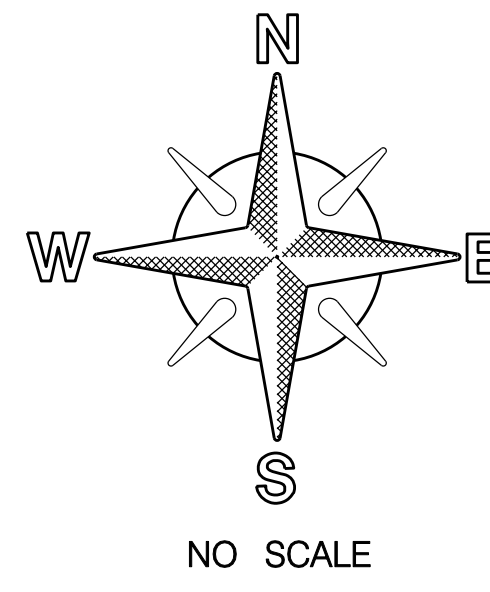
LEGEND

- EXISTING WATER MAIN
- PRESSURE ZONE BOUNDARY
- PROPOSED WATER MAIN
- FIRE HYDRANT TO REMAIN IN SERVICE DURING CONSTRUCTION
- FIRE HYDRANT TO BE REPLACED
- ③ CITY FORCES NOTE NUMBER (THIS SHEET)
- ②④⑥ CITY FORCES NOTE NUMBER (PLAN & PROFILE SHT.)
- PLAN & PROFILE "D" SHEET NUMBER

WORK BY CITY FORCES

- ① TEE/CROSS CUT-IN, OPEN/CLOSE VALVE(S)
RECONNECT, OPEN VALVE(S)
- ② CUT & PLUG
RECONNECT
- ③ CUT AND ABANDON
- ④ WET TAP
- ⑤ CLOSE EX. VALVE (REPLACE IF NEEDED)
OPEN EX. VALVE

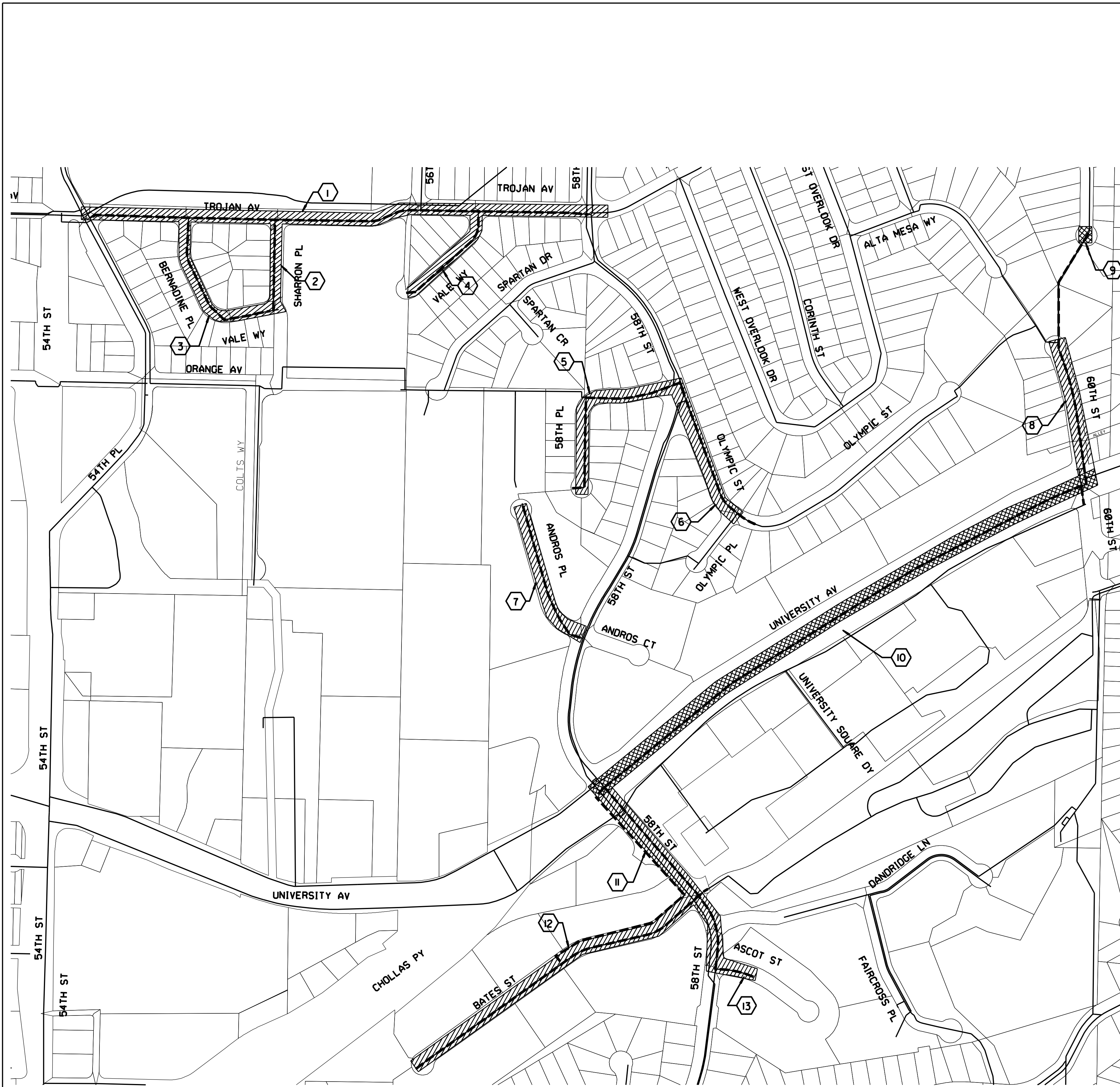
AREA TO BE HIGHLIGHTED IN PHASES



WORK BY CITY FORCES OR CONTRACTOR WATER MAIN REPLACEMENT GROUP 616		WATER W.O. B-00018 SEWER W.O.
CITY OF SAN DIEGO, CALIFORNIA PUBLIC WORKS DEPARTMENT SHEET 32 OF 40 SHEETS		SUBMITTED BY: JOE MYERS PROJECT MANAGER
APPROVED: <i>Neyen W. An Dum</i> FOR CITY ENGINEER	DATE: 3/29/13	CHECKED BY: DEAN S. EVANS PROJECT ENGINEER
DESCRIPTION ORIGINAL	BY BT	DATE FILMED 000-0000 CCS27 COORDINATE 000-0000 CCS83 COORDINATE
CONTRACTOR INSPECTOR	DATE STARTED DATE COMPLETED	35594-32-D

C-30

WORK BY CITY FORCES OR CONTRACTOR




LEGEND	
	APPROXIMATE LOCATION OF SLURRY SEAL
	APPROX. LIMITS OF RESURFACE AC OVERLAY
	LOCATION PER PAVING SCHEDULE NOTES (THIS SHEET)
	COLD MILLING ASPHALT CONCRETE PAVEMENT; SDG-139

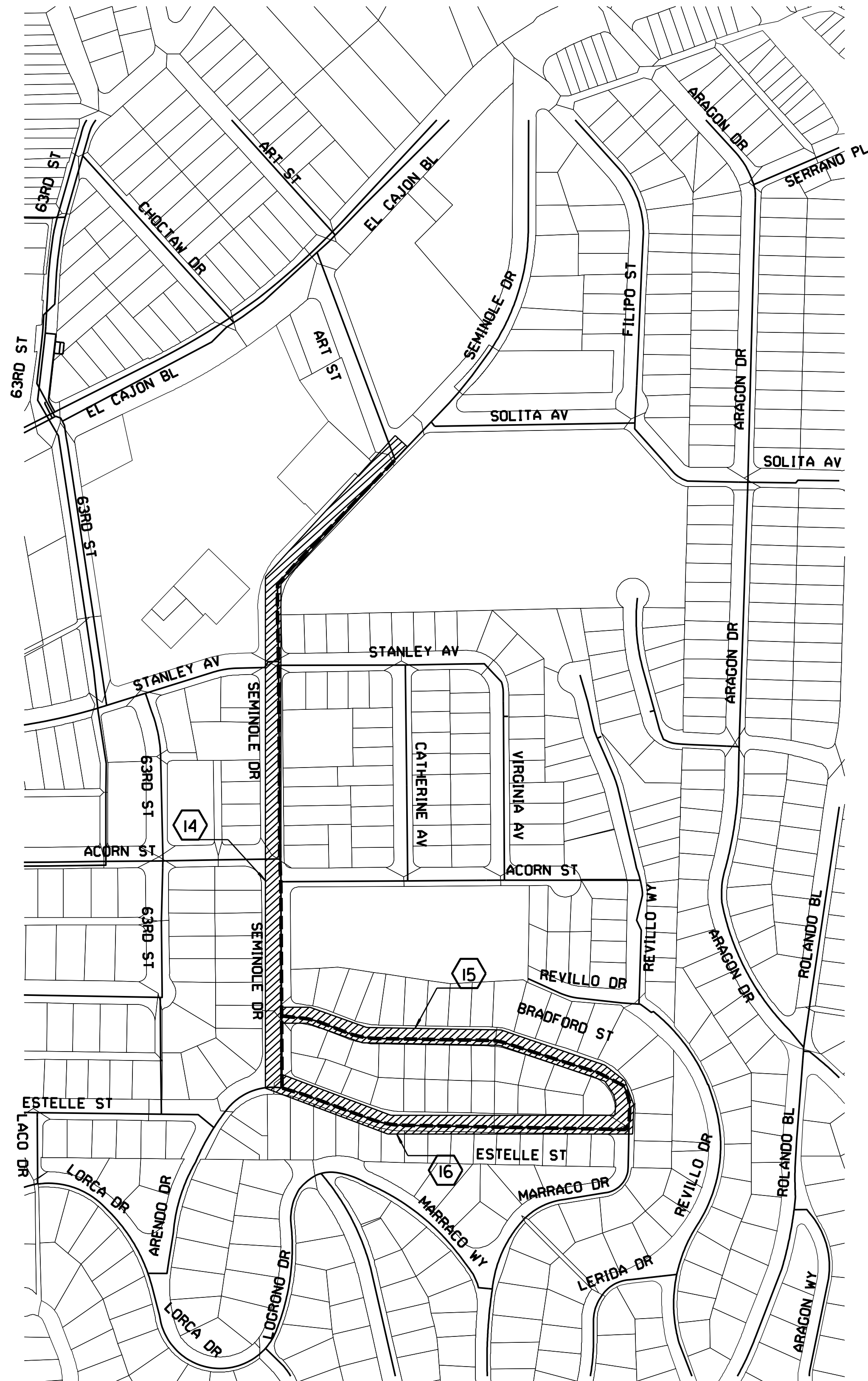
PAVING SCHEDULE NOTES						
NO.	LOCATION	RESTORATION REQUIRED	STATION	STATION	WIDTH	APPROX. AREA
1	TROJAN AVE	AC OVERLAY	0+80.00	20+05.61	39.50	76,061.60
2	SHARRON PL	AC OVERLAY	7+04.06	10+42.91	37.04	12,262.98
3	BERNADINE PL	AC OVERLAY	1+13.53	7+00.00	33.25	19,500.13
4	VALE WAY	AC OVERLAY	0+84.65	5+13.83	33.09	14,201.57
5	58TH PL	AC OVERLAY	1+19.13	7+81.50	35.44	23,457.74
6	OLYMPIC ST	AC OVERLAY	7+84.50	14+79.07	33.34	23,173.63
7	ANDROS PL	AC OVERLAY	0+97.86	6+79.89	33.78	19,660.97
8	60TH ST	AC OVERLAY	0+73.71	6+29.35	35.98	19,991.93
9	60TH ST	SLURRY SEAL	10+00.44	10+56.10	VARIES	3,748.86
10	UNIVERSITY AVE	SLURRY SEAL	0+94.34	22+75.94	VARIES	99,260.29
11	58TH ST	AC OVERLAY	2+22.94	10+61.01	37.84	31,712.41
12	BATES ST	AC OVERLAY	0+94.00	13+68.00	37.64	47,953.36
13	ASCOT ST	AC OVERLAY	0+75.00	2+29.66	33.89	5,241.43
14	SEMINOLE DR	AC OVERLAY	0+95.55	18+99.75	39.23	70,778.77
15	BRADFORD ST	AC OVERLAY	0+92.34	10+92.89	26.89	26,904.79
16	ESTELLE ST	AC OVERLAY	1+00.00	10+24.40	26.98	24,940.31
TOTAL AREA OF SLURRY SEAL						103,009.15 SF
TOTAL AREA OF RESURFACE AC						406,810 SF

C-31


WATER GROUP 616 STREET RESURFACING	
CITY OF SAN DIEGO, CALIFORNIA PUBLIC WORKS DEPARTMENT SHEET 33 OF 40 SHEETS	
APPROVED: <i>[Signature]</i> FOR CITY ENGINEER	DATE: 3/29/13
DESCRIPTION: ORIGINAL	BY: BT
SUBMITTED BY: JOE MYERS PROJECT MANAGER CHECKED BY: DEAN S. EVANS PROJECT ENGINEER CONTRACTOR: _____ DATE STARTED: _____ INSPECTOR: _____ DATE COMPLETED: _____	
WATER WBS: B-00018 SEWER WBS: _____ No. C59382 CIVIL STATE OF CALIFORNIA CC527 COORDINATE SEE SHEETS CC583 COORDINATE 35594-33-D	



STREET RESURFACING

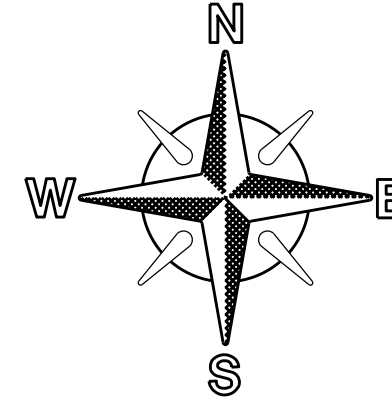
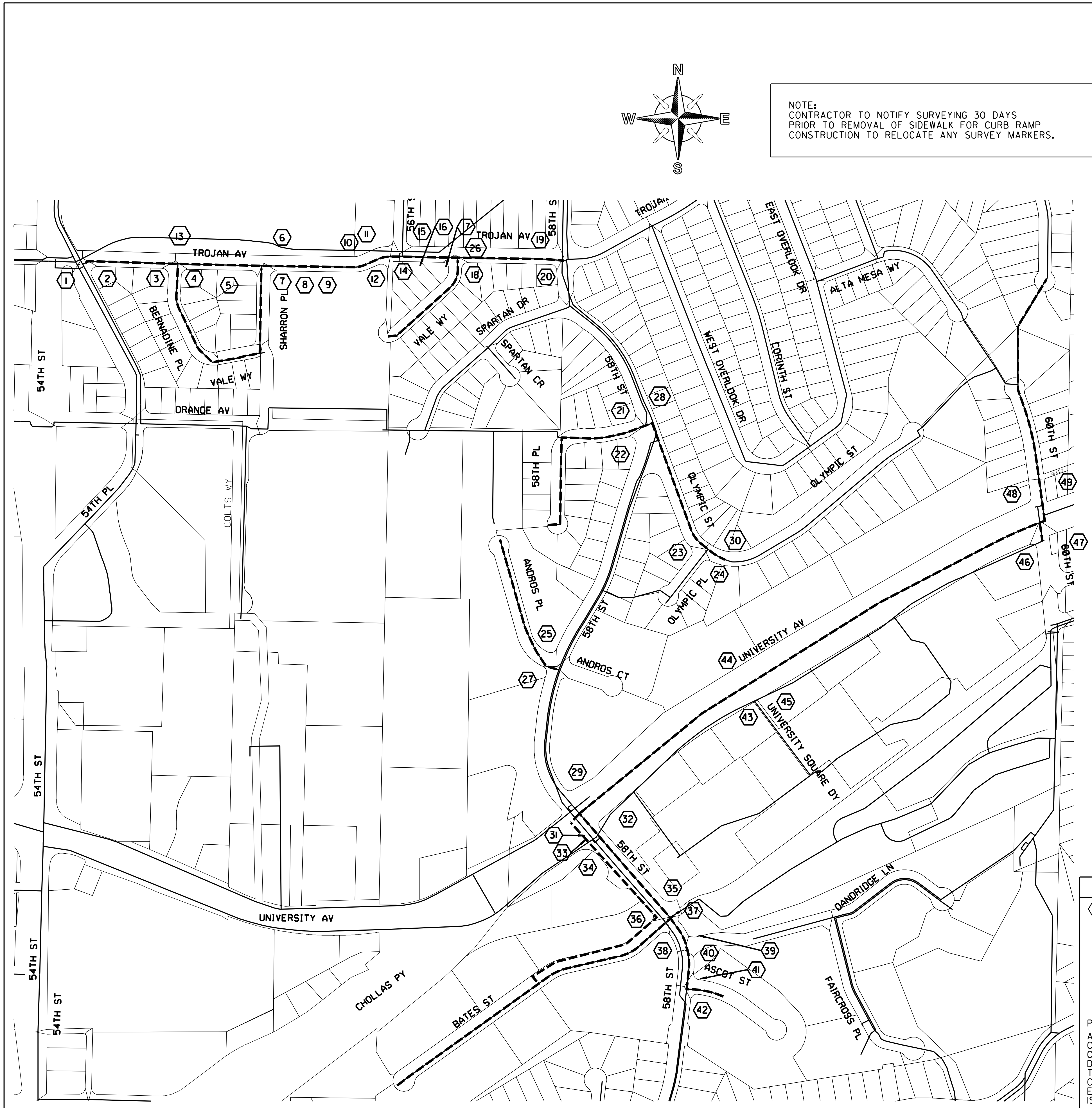


LEGEND	
	APPROXIMATE LOCATION OF SLURRY SEAL
	APPROX. LIMITS OF RESURFACE AC OVERLAY
	LOCATION PER PAVING SCHEDULE NOTES (THIS SHEET)
	COLD MILLING ASPHALT CONCRETE PAVEMENT; SDG-139



C-32		WATER GROUP 616 STREET RESURFACING	
CITY OF SAN DIEGO, CALIFORNIA PUBLIC WORKS DEPARTMENT SHEET 34 OF 40 SHEETS		WATER WBS	B-00018
APPROVED: <i>[Signature]</i>	DATE	SUBMITTED BY:	JOE MYERS
FOR CITY ENGINEER	3/29/13	PROJECT MANAGER	
DESCRIPTION	BY	APPROVED	DATE
ORIGINAL	BT		
CONTRACTOR	DATE STARTED	CHECKED BY:	DEAN S. EVANS
INSPECTOR	DATE COMPLETED	PROJECT ENGINEER	
		CCS27 COORDINATE	
		SEE SHEETS	
		CCS83 COORDINATE	
			35594-34-D

STREET RESURFACING



NOTE:
CONTRACTOR TO NOTIFY SURVEYING 30 DAYS
PRIOR TO REMOVAL OF SIDEWALK FOR CURB RAMP
CONSTRUCTION TO RELOCATE ANY SURVEY MARKERS.

CURB RAMP NOTES TABLE

LOCATION NO	RAMP TYPE	NEW	REPLACEMENT	HISTORIC STAMPS	TRUNCATED DOME MATERIAL		CONSTRAINTS	COMMENTS / MODIFICATIONS
					• STAINLESS STEEL	• OTHER		
1	CI		X			X		
2	C2		X			X		
3	CI	X				X		
4	CI	X				X		
5	CI	X				X		
6	CI	X				X		
7	CI	X				X		
8	CI	X				X		
9	CI	X				X		
10	D	X				X		
11	D	X				X		
12	D		X			X		
13	CI	X				X		
14	D		X			X		
15	CI		X			X		
16	CI		X			X		
17	CI	X				X		
18	CI	X				X		
19	CI	X				X		
20	CI		X			X		
21	CI	X				X		
22	CI	X				X		
23	CI	X				X		
24	CI	X				X		
25	CI		X			X		
26	CI	X				X		
27								NO WORK TO BE DONE
28	CI	X				X		
29	A		X		X			RELOCATE PUSH BUTTON & PROVIDE 36"x48" LANDING
30	CI	X				X		
31	A		X		X			CONCRETE ACROSS ISLAND TO RAMP
32	A		X		X			PROVIDE 36"x48" LANDING AT PUSH BUTTON
33								NO WORK TO BE DONE
34								NO WORK TO BE DONE
35	CI	X			X			
36	CI		X		X			
37	CI	X			X			
38	CI		X		X			
39	CI		X			X		
40	CI	X				X		
41	CI	X				X		
42	CI		X			X		
43	A		X		X			
44	C2		X		X			PROVIDE 36"x48" LANDING AT PUSH BUTTON
45	A		X		X			
46	C2		X		X			PROVIDE 36"x48" LANDING AT PUSH BUTTON
47	CI		X		X			
48	A		X		X			TRIM TREE, PROVIDE 36"x48" LANDING, REPLACE CURB
49	CI		X		X			

• THE DETECTABLE WARNING TILES SHALL BE PER THE CITY'S APPROVED MATERIALS LIST


NO SCALE

LEGEND

- ⬡ CURB RAMP NO's
- EX UTILITY POLE
- ⊠ EX FIRE HYDRANT
- ⊙ EX STREET LIGHT
- ⊕ EX TREE
- ⊥ EX STREET SIGN
- ⊞ EX CURB RAMP

PROPOSED CURB RAMPS PER STANDARD DRAWINGS:
 A & B SDG-132
 CI SDG-134
 C2 SDG-135
 D SDG-136
 SDG-130
 SDG-137
 SDG-138

TRUNCATED DOMES
 CURB RAMP DETAILS
 EX STAMP/IMPRESSION PLACEMENT
 ISLAND REFUGE/PASSAGEWAY DETAILS



WATER GROUP 616
CURB RAMP LOCATION

CITY OF SAN DIEGO, CALIFORNIA
 PUBLIC WORKS DEPARTMENT
 SHEET 35 OF 40 SHEETS

APPROVED: *Joe Myers* 3/29/13
 FOR CITY ENGINEER DATE

WATER WBS: B00018
 SEWER WBS:
 SUBMITTED BY: JOE MYERS
 PROJECT MANAGER
 CHECKED BY: DEAN S. EVANS
 PROJECT ENGINEER

DESCRIPTION	BY	APPROVED	DATE	FILMED
ORIGINAL	BT			

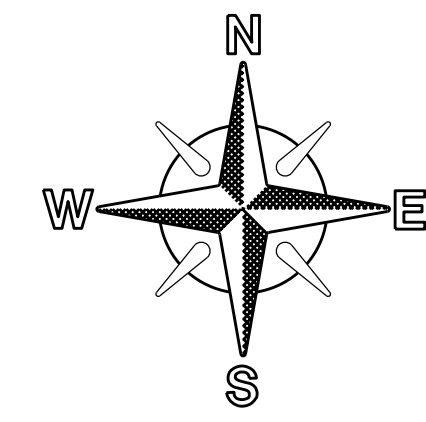
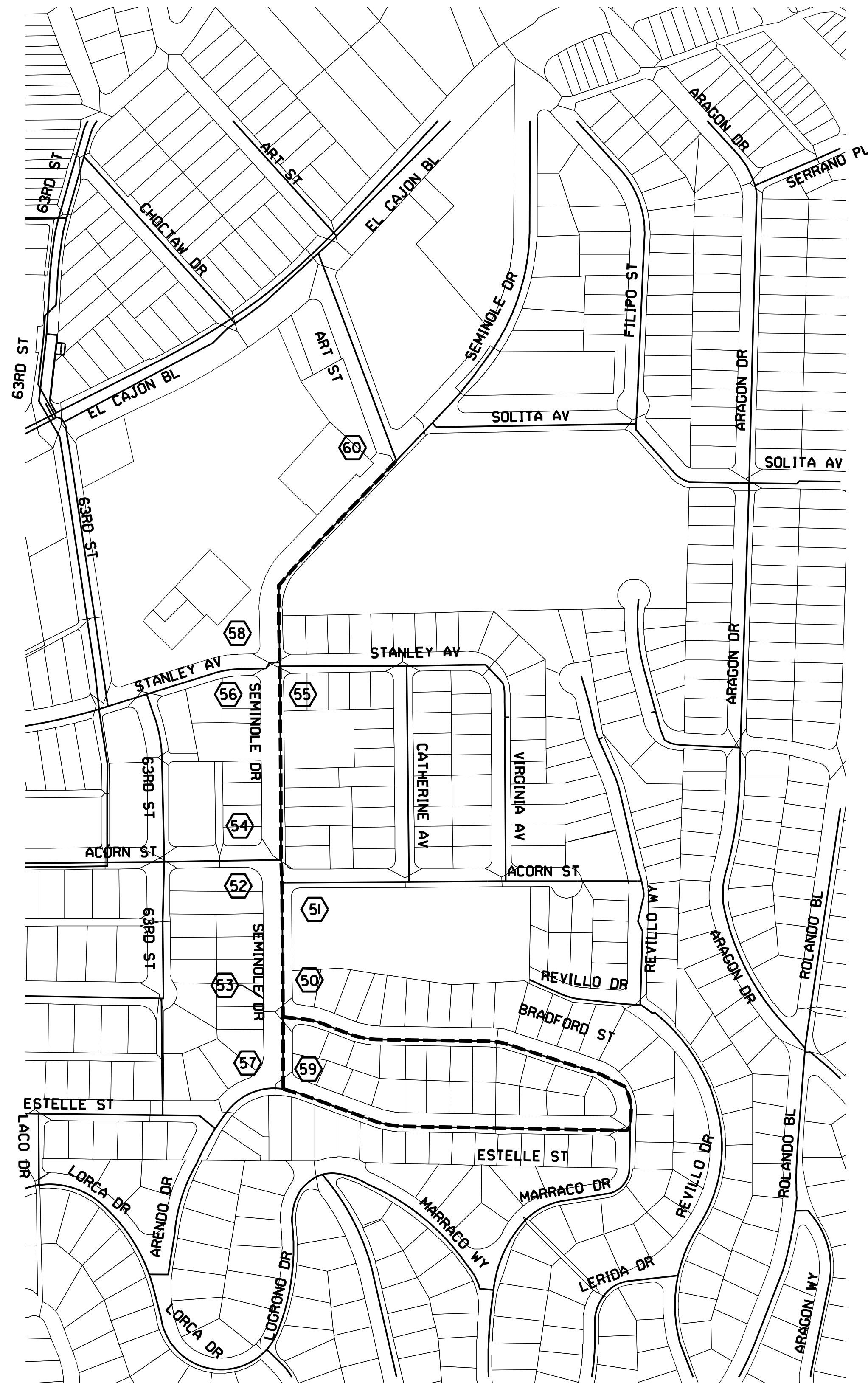
SEE SHEETS
 CC527 COORDINATE
 SEE SHEETS
 CC583 COORDINATE

CONTRACTOR: _____ DATE STARTED: _____
 INSPECTOR: _____ DATE COMPLETED: _____

35594-35-D

C-33

CURB RAMP LOCATION



NO SCALE

CURB RAMP NOTES TABLE							COMMENTS / MODIFICATIONS
LOCATION NO	RAMP TYPE	NEW	REPLACEMENT	HISTORIC STAMPS	TRUNCATED DOME MATERIAL		
					• STAINLESS STEEL	• OTHER	
50	CI	X				X	
51	CI	X				X	
52	CI	X				X	
53	CI	X				X	
54	CI	X				X	
55	CI	X		X		X	RETAIN HISTORICAL STAMP
56	CI	X				X	
57	CI	X				X	
58	C2		X			X	
59	CI	X				X	
60	CI		X			X	
61							
62							
63							
64							
65							
66							
67							

• THE DETECTABLE WARNING TILES SHALL BE PER THE CITY'S APPROVED MATERIALS LIST

NOTE:
CONTRACTOR TO NOTIFY SURVEYING 30 DAYS
PRIOR TO REMOVAL OF SIDEWALK FOR CURB RAMP
CONSTRUCTION TO RELOCATE ANY SURVEY MARKERS.

C-34

LEGEND		WATER GROUP 616 CURB RAMP LOCATION	
⑧	CURB RAMP NO's	CITY OF SAN DIEGO, CALIFORNIA PUBLIC WORKS DEPARTMENT SHEET 36 OF 40 SHEETS	
•	EX UTILITY POLE	APPROVED: <i>[Signature]</i>	DATE: 3/29/13
□	EX FIRE HYDRANT	FOR CITY ENGINEER	DATE
◊	EX STREET LIGHT	PROJECT MANAGER	DATE
T	EX TREE	PROJECT MANAGER	DATE
+	EX STREET SIGN	PROJECT MANAGER	DATE
□	EX CURB RAMP	PROJECT MANAGER	DATE
PROPOSED CURB RAMPS PER STANDARD DRAWINGS: A & B SDG-132 CI SDG-134 C1 SDG-135 C2 SDG-135 D SDG-136 D SDG-130 TRUNCATED DOMES SDG-137 CURB RAMP DETAILS SDG-115 EX STAMP/IMPRESSION PLACEMENT SDG-138 ISLAND REFUGE/PASSAGEWAY DETAILS SDG-138		WATER WBS B-00018 SEWER WBS SUBMITTED BY: JOE MYERS PROJECT MANAGER CHECKED BY: DEAN S. EVANS PROJECT ENGINEER SEE SHEETS CC527 COORDINATE SEE SHEETS CC583 COORDINATE	
REGISTERED PROFESSIONAL ENGINEER NEYEN W. ANTONIUM No. C59382 CIVIL STATE OF CALIFORNIA		CONTRACTOR _____ DATE STARTED _____ INSPECTOR _____ DATE COMPLETED _____	

CURB RAMP LOCATION




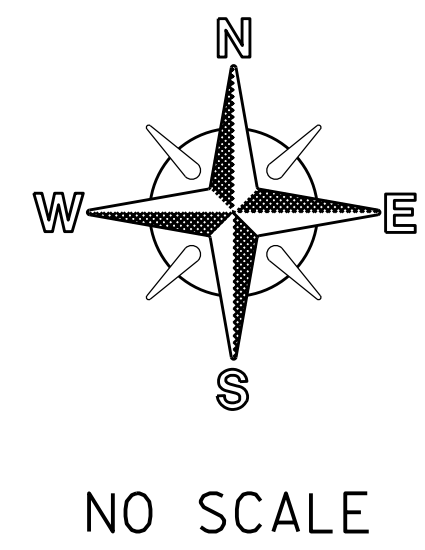
NOTES:

1. THE INFORMATION ON THIS SITE PLAN IS INTENDED TO BE USED AS A GUIDELINE FOR THE CONTRACTOR AND SUBCONTRACTOR TO INSTALL WATER POLLUTION CONTROL DEVICES AT GENERAL LOCATIONS THROUGHOUT THE PROJECT SITE, THIS SITE PLAN IS TO BE USED IN CONJUNCTION WITH THE NARRATIVE SECTION OF THE WATER POLLUTION CONTROL PLAN (WPCP) AND WATER POLLUTION CONTROL SPECIFICATIONS.
2. INLET PROTECTION REQUIRED AT ALL STORM DRAINS RECEIVING RUNOFF FROM DISTURBED SOIL AREAS.
3. CONTRACTOR TO UPDATE / REVISE SHEET AS NECESSARY.
4. THE INFORMATION ON THE SITE PLAN IS ACCURATE FOR WATER POLLUTION CONTROL PURPOSES ONLY.

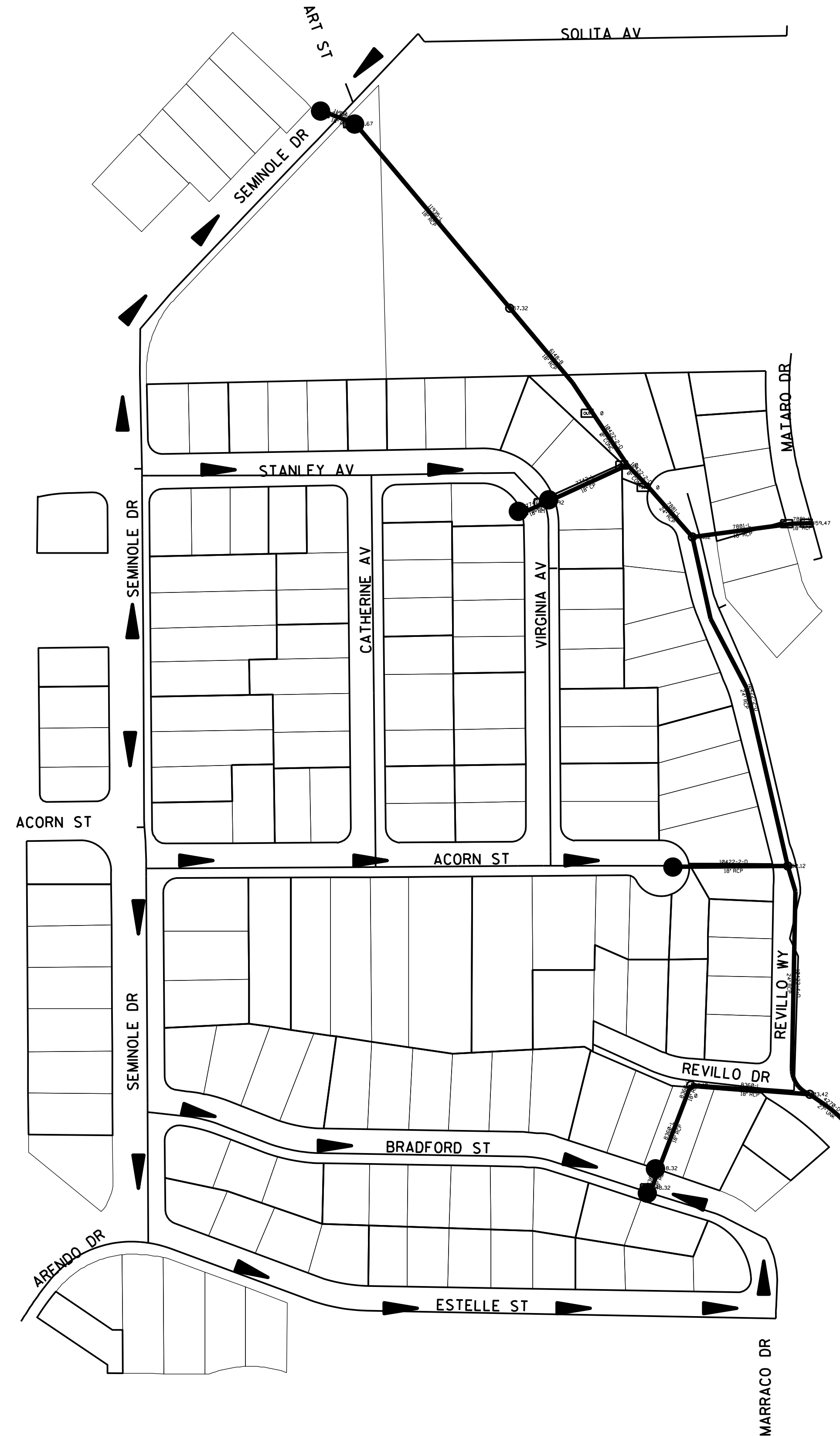
LEGEND

SURFACE FLOW TO STORM DRAIN	
STORM DRAINS AFFECTED BY CONSTRUCTION	
EX STORM DRAINS	
SHEET NO's	

NOTE:
THIS SHEET IS USED FOR PROJECTS WITH LESS THAN ONE (1) ACRE IN DISTURBED SOIL AREAS.



C-35		WATER GROUP 616	
WATER POLLUTION CONTROL SITE PLAN			
CITY OF SAN DIEGO, CALIFORNIA PUBLIC WORKS DEPARTMENT SHEET 37 OF 40 SHEETS		WATER WBS: B00018	SEWER WBS:
APPROVED:	DATE: 3/29/13	SUBMITTED BY: JOE MYERS PROJECT MANAGER	
FOR CITY ENGINEER		CHECKED BY: DEAN S. EVANS PROJECT ENGINEER	
DESCRIPTION	BY	APPROVED	DATE
ORIGINAL	BT		
CONTRACTOR		DATE STARTED	
INSPECTOR		DATE COMPLETED	
			35594-37-D



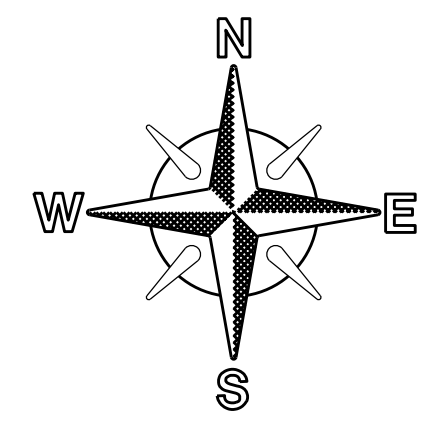
NOTES:

1. THE INFORMATION ON THIS SITE PLAN IS INTENDED TO BE USED AS A GUIDELINE FOR THE CONTRACTOR AND SUBCONTRACTOR TO INSTALL WATER POLLUTION CONTROL DEVICES AT GENERAL LOCATIONS THROUGHOUT THE PROJECT SITE, THIS SITE PLAN IS TO BE USED IN CONJUNCTION WITH THE NARRATIVE SECTION OF THE WATER POLLUTION CONTROL PLAN (WPCP) AND WATER POLLUTION CONTROL SPECIFICATIONS.
2. INLET PROTECTION REQUIRED AT ALL STORM DRAINS RECEIVING RUNOFF FROM DISTURBED SOIL AREAS.
3. CONTRACTOR TO UPDATE / REVISE SHEET AS NECESSARY.
4. THE INFORMATION ON THE SITE PLAN IS ACCURATE FOR WATER POLLUTION CONTROL PURPOSES ONLY.

LEGEND

SURFACE FLOW TO STORM DRAIN ARROWS	▶
STORM DRAINS AFFECTED BY CONSTRUCTION	●
NEW SEWER MAIN	- - -
SHEET NO's	○

NOTE:
THIS SHEET IS USED FOR PROJECTS WITH LESS THAN ONE (1) ACRE IN DISTURBED SOIL AREAS.



NO SCALE



C-36

WATER GROUP 616					
WATER POLLUTION CONTROL SITE PLAN					
CITY OF SAN DIEGO, CALIFORNIA PUBLIC WORKS DEPARTMENT SHEET 38 OF 40 SHEETS	WATER WBS: B00018 SEWER WBS:				
APPROVED: <i>[Signature]</i> FOR CITY ENGINEER	DATE: 3/29/13 SUBMITTED BY: JOE MYERS PROJECT MANAGER				
DESCRIPTION	BY	APPROVED	DATE	FILMED	CHECKED BY: DEAN S. EVANS PROJECT ENGINEER
ORIGINAL	BT				CCS27 COORDINATE
					SEE SHEETS
					CCS83 COORDINATE
CONTRACTOR	DATE STARTED			35594-38-D	
INSPECTOR	DATE COMPLETED				

BATES STREET

SHEET 8

60TH STREET

SHEET 19

SEMINOLE DR

ESTELLE ST

Table with 3 columns: STATION, EASTING, NORTHING. Rows 1+00.00 to 7+00.00.

Table with 3 columns: STATION, EASTING, NORTHING. Rows 8+00.00 to 18+00.00.

Table with 3 columns: STATION, EASTING, NORTHING. Rows 1+00.00 to 5+50.50.

Table with 3 columns: STATION, EASTING, NORTHING. Rows 7+00.00 to 13+00.00.

Table with 3 columns: STATION, EASTING, NORTHING. Rows 1+00.00 to 8+00.00.

Table with 3 columns: STATION, EASTING, NORTHING. Rows 1+00.00 to 6+00.00.

SHEET 4

SHEET 9

ANDROS PLACE

SHEET 14

SHEET 20

SHEET 25

SHEET 30

Table with 3 columns: STATION, EASTING, NORTHING. Rows 7+00.00 to 13+48.00.

Table with 3 columns: STATION, EASTING, NORTHING. Rows 18+85.11 to 22+46.78.

Table with 3 columns: STATION, EASTING, NORTHING. Rows 1+00.00 to 6+70.67.

Table with 3 columns: STATION, EASTING, NORTHING. Rows 13+00.00 to 19+71.84.

Table with 3 columns: STATION, EASTING, NORTHING. Rows 8+00.00 to 15+00.00.

Table with 3 columns: STATION, EASTING, NORTHING. Rows 6+00.00 to 10+02.40.

UNIVERSITY-60TH SOUTH LEG

SHEET 9

58TH PLACE

SHEET 15

BERNADINE PLACE

SHEET 21

SHEET 26

(NEW MAIN) BATES STREET

SHEET 10

58TH PLACE & OLYMPIC

SHEET 16

BRADFORD ST

SHEET 27

58TH STREET

SHEET 6

(NEW MAIN) 58TH STREET

SHEET 11

OLYMPIC STREET

SHEET 17

SHARRON PLACE

SHEET 22

VALE WAY

SHEET 23

SHEET 28

UNIVERSITY AVENUE

SHEET 7

EASEMENT WATER MAIN

SHEET 12

TROJAN AVENUE

SHEET 18

Table with 3 columns: STATION, EASTING, NORTHING. Rows 1+00.00 to 8+00.00.

Table with 3 columns: STATION, EASTING, NORTHING. Rows 5+50.50 to 10+58.11.

Table with 3 columns: STATION, EASTING, NORTHING. Rows 1+00.00 to 7+00.00.

Table with 3 columns: STATION, EASTING, NORTHING. Rows 1+00.00 to 5+23.83.

Table with 3 columns: STATION, EASTING, NORTHING. Rows 7+00.00 to 11+16.62.

C-37

WATER GROUP 616 HORIZONTAL ALIGNMENT COORDINATE INDEX REPORT. Includes project details, approval signatures, and dates.



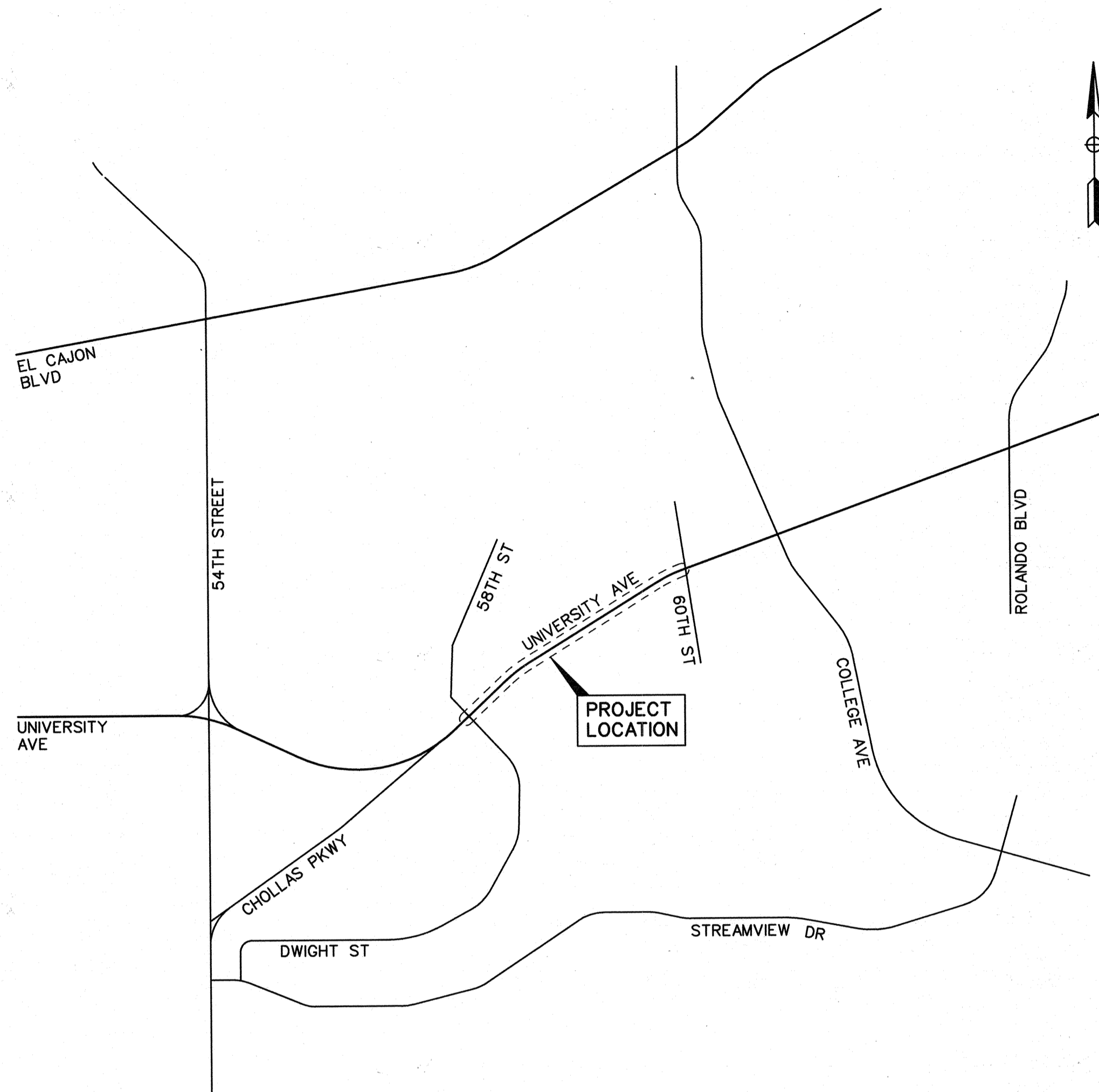
COORDINATE SHEET

TRAFFIC CONTROL NOTES (STREETS WITH ADT OF 5,000 AND OVER) (SHEETS 2 TO 15)

- VALIDATION:** THIS TRAFFIC CONTROL PLAN IS NOT VALID UNTIL WORK DATES ARE APPROVED. THE CONTRACTOR SHALL, PER SECTION 7-10.2.3 OF THE CITY SUPPLEMENT TO THE STANDARD SPECIFICATIONS FOR PUBLIC WORKS CONSTRUCTION, CALL THE ENGINEERING TRAFFIC CONTROL SECTION AT (858)495-4741 TO OBTAIN A PERMIT. THE CONTRACTOR MUST CALL A MINIMUM OF TWO (2) WORKING DAYS PRIOR TO STARTING WORK, OR FIVE (5) WORKING DAYS WHEN THE WORK WILL AFFECT A TRAFFIC SIGNAL.
- STANDARDS:** THE TRAFFIC CONTROL PLAN SHALL CONFORM TO THE MOST RECENTLY ADOPTED EDITION OF EACH OF THE FOLLOWING MANUALS:
 - CITY OF SAN DIEGO STANDARD DRAWINGS, APPENDIX "A";
 - CALIFORNIA MANUAL ON UNIFORM TRAFFIC CONTROL DEVICES FOR STREETS AND HIGHWAYS; AND
 - STANDARD SPECIFICATIONS FOR PUBLIC WORKS CONSTRUCTION ("GREENBOOK"), INCLUDING REGIONAL AND CITY OF SAN DIEGO SUPPLEMENT AMENDMENTS.
- NOTIFICATIONS:** THE CONTRACTOR SHALL NOTIFY THE FOLLOWING AFFECTED AGENCIES A MINIMUM OF FIVE (5) WORKING DAYS PRIOR TO ANY EXCAVATION, CONSTRUCTION, OR TRAFFIC CONTROL:

• FIRE DEPARTMENT DISPATCH	(STREET OR ALLEY CLOSURE)	(858)573-1300
• POLICE DEPARTMENT DISPATCH	(STREET OR ALLEY CLOSURE)	(858)495-7800
• WASTE MANAGEMENT DEPT.	(REFUSE COLLECTION)	(858)694-7000
• STREET DIVISION/ELECTRICAL	(TRAFFIC SIGNALS)	(619)527-7500
• SAN DIEGO TRANSIT	(BUS STOPS)	(619)595-7038
• MTDB	(TAXI ZONES)	(619)235-2643
• UNDERGROUND SERVICE ALERT	(ANY EXCAVATION)	(800)422-4133

THE CONTRACTOR SHALL NOTIFY PROPERTY OWNERS AND TENANTS A MINIMUM OF FIVE (5) WORKING DAYS PRIOR TO CLOSURE OF DRIVEWAYS. THE CONTRACTOR SHALL POST SIGNS NOTIFYING THE PUBLIC A MINIMUM OF FIVE (5) WORKING DAYS PRIOR TO CLOSURE OF STREETS.
- POSTING NO PARKING SIGNS:** THE CONTRACTOR SHALL POST "TOW-AWAY/NO PARKING SIGNS" TWENTY-FOUR (24) HOURS IN ADVANCE FOR TEMPORARY PARKING REMOVAL. SIGNS SHALL INDICATE SPECIFIC DAYS, DATES, AND TIMES OF RESTRICTIONS.
- EXCAVATIONS:** EXCEPT AS SHOWN ON THE PLANS, TRENCHES SHALL BE BACKFILLED OR TRENCH-PLATED AT THE END OF EACH WORK DAY. AN ASPHALT RAMP SHALL BE PLACED AROUND EACH TRENCH PLATE TO PREVENT THE PLATE FROM BEING DISLODGED. UPON COMPLETION OF EXCAVATION BACKFILL, THE CONTRACTOR SHALL PROVIDE A SATISFACTORY SURFACE FOR TRAFFIC. WHEN CONSTRUCTION OPERATIONS ARE NOT ACTIVELY IN PROGRESS, THE CONTRACTOR SHALL MAINTAIN ALL TRAVEL LANES OPEN TO TRAFFIC, EXCEPT AS SHOWN ON THE PLANS.
- RESTORATION OF TRAFFIC CONTROL DEVICES:** RESTORATION OF ROADWAY: THE CONTRACTOR SHALL REPAIR OR REPLACE TRAFFIC CONTROL DEVICES (INCLUDING TRAFFIC SIGNS, STRIPING, PAVEMENT MARKERS, PAVEMENT MARKINGS, LEGENDS, CURB MARKINGS, LOOP DETECTORS, TRAFFIC SIGNAL EQUIPMENT, ETC.) DAMAGED OR REMOVED AS A RESULT OF OPERATIONS AND NOT DESIGNATED FOR REMOVAL. REPAIRS AND REPLACEMENTS SHALL BE EQUAL TO EXISTING IMPROVEMENTS. LOOP DETECTORS SHALL BE REPLACED WITHIN THREE (3) WORKING DAYS OF COMPLETION OF UNDERGROUND WORK.
- CHANGES IN WORK:** THE RESIDENT ENGINEER WILL OBSERVE THESE TRAFFIC CONTROL PLANS IN OPERATION AND RESERVES THE RIGHT TO MAKE CHANGES AS THE FIELD CONDITIONS WARRANT. SUCH CHANGES SHALL SUPERSEDE THESE PLANS.



LOCATION MAP
NOT TO SCALE

WORK TO BE DONE:

THE IMPROVEMENTS CONSIST OF THE FOLLOWING WORK TO BE DONE ACCORDING TO THESE PLANS AND THE SPECIFICATIONS AND STANDARD DRAWINGS OF THE CITY OF SAN DIEGO.

STANDARD SPECIFICATIONS:

DOCUMENT NO.	EDITION	DESCRIPTION
PITS070112-01	2012	STANDARD SPECIFICATIONS FOR PUBLIC WORKS CONSTRUCTION (THE "GREEN" BOOK)
PITS070112-02	2012	CITY OF SAN DIEGO STANDARD SPECIFICATIONS FOR PUBLIC WORKS CONSTRUCTION (THE "WHITE" BOOK)
PITS070112-04	2010	CALTRANS STANDARD SPECIFICATIONS
PITS070112-06	2012	CALIFORNIA MANUAL ON UNIFORM TRAFFIC CONTROL DEVICES (CA MUTCD)

STANDARD DRAWINGS:

DOCUMENT NO.	EDITION	DESCRIPTION
PITS070112-03	2012	CITY OF SAN DIEGO STANDARD DRAWINGS
PITS070112-05	2010	CALTRANS STANDARD PLANS

LEGEND (SHEETS 2 TO 15)

ITEM	STANDARD DRAWING	SYMBOL
PROPOSED TEMPORARY ROADSIDE SIGN		— T —
TYPE II BARRICADE WITH SIGN		— B —
PORTABLE DELINEATOR		•
DIRECTION OF TRAVEL		→
FLASHING ARROW SIGN		— >> —
WORK ZONE		— X —
TRAFFIC SIGNAL		— TS —

IMPORTANT NOTICE
Section 4216 of the Government Code requires a Dig Alert Identification Number be issued before a "Permit to Excavate" will be valid. For your Dig Alert ID Number Call Underground Service Alert Toll Free 1-800-422-4133 Two working days before you dig

CONSTRUCTION CHANGE TABLE

CHANGE	DATE	SHEET NUMBERS REVISED OR ADDED THIS CHANGE

DECLARATION OF RESPONSIBLE CHARGE

I HEREBY DECLARE THAT I AM THE ENGINEER OF WORK FOR THIS PROJECT, THAT I HAVE EXERCISED RESPONSIBLE CHARGE OVER THE DESIGN OF THE PROJECT AS DEFINED IN SECTION 6703 OF THE BUSINESS AND PROFESSIONS CODE, AND THAT THE DESIGN IS CONSISTENT WITH CURRENT STANDARDS.

I UNDERSTAND THAT THE CHECK OF PROJECT DRAWINGS AND SPECIFICATIONS BY THE CITY OF SAN DIEGO IS CONFINED TO A REVIEW ONLY AND DOES NOT RELIEVE ME, AS ENGINEER OF WORK, OF MY RESPONSIBILITIES FOR PROJECT DESIGN.

ENGINEER OF WORK



John P. Keating
JOHN P. KEATING R.C.E. 43595 DATE 1/31/13

LINSCOTT LAW & GREENSPAN engineers
LINSCOTT, LAW & GREENSPAN, ENGINEERS
4542 Ruffner Street, Suite 100
San Diego, Ca 92111
(858)300-8800 (PH) (858)300-8810 (FX)

LLG 3-076350-33.1	T1-NOTES-6350-33.DGN	1/31/13
Designed By: JSM	Drawn By: DVS	Checked By: JPK

NOTE

FOR TRAFFIC CONTROL GENERAL NOTES AND LEGEND SEE SHEET 1.

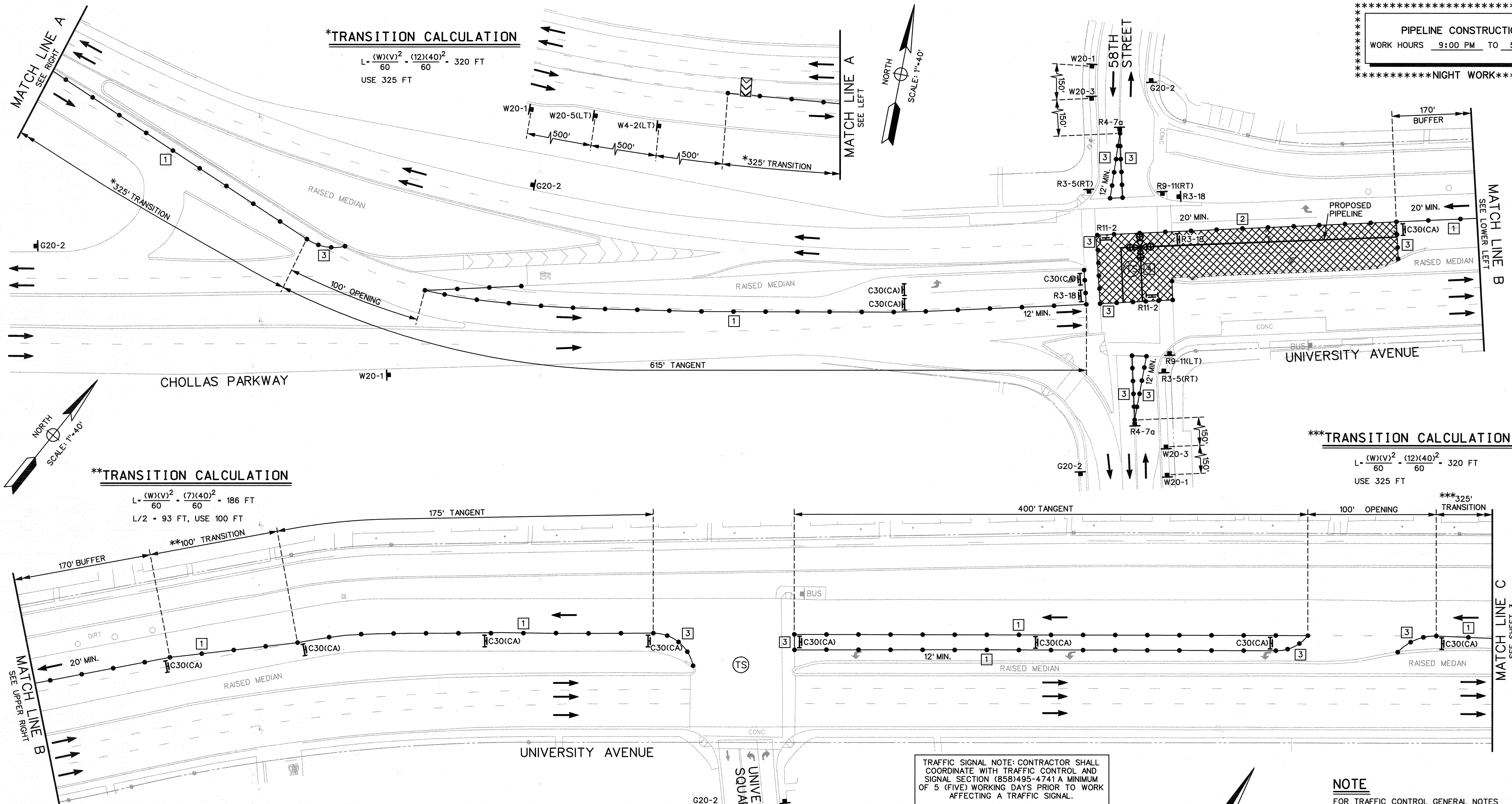
T-1

TRAFFIC CONTROL PLANS FOR: THE CONSTRUCTION OF:

WATER GROUP 616 UNIVERSITY AVENUE

CITY OF SAN DIEGO, CALIFORNIA ENGINEERING AND CAPITAL PROJECTS DEPARTMENT SHEET 1 OF 15 SHEETS		WATER WBS B-0001B SEWER WBS
APPROVED BY: <i>Ahmed Aburrahman</i> FOR CITY ENGINEER	DATE: 02/27/2013	SUBMITTED BY: JOE MYERS ASSOCIATE ENGINEER
DESCRIPTION: ORIGINAL	BY: LLG	APPROVED: DEAN EVANS PROJECT ENGINEER
		VARIABLES: COB27 COORDINATE
		VARIABLES: COB83 COORDINATE
CONTRACTOR: _____	DATE STARTED: _____	35594-T01-D
INSPECTOR: _____	DATE COMPLETED: _____	

 PIPELINE CONSTRUCTION
 WORK HOURS 9:00 PM TO 5:00 AM
 *****NIGHT WORK*****



***TRANSITION CALCULATION**

$$L = \frac{(W)(V)^2}{60} = \frac{(12)(40)^2}{60} = 320 \text{ FT}$$

USE 325 FT

****TRANSITION CALCULATION**

$$L = \frac{(W)(V)^2}{60} = \frac{(7)(40)^2}{60} = 186 \text{ FT}$$

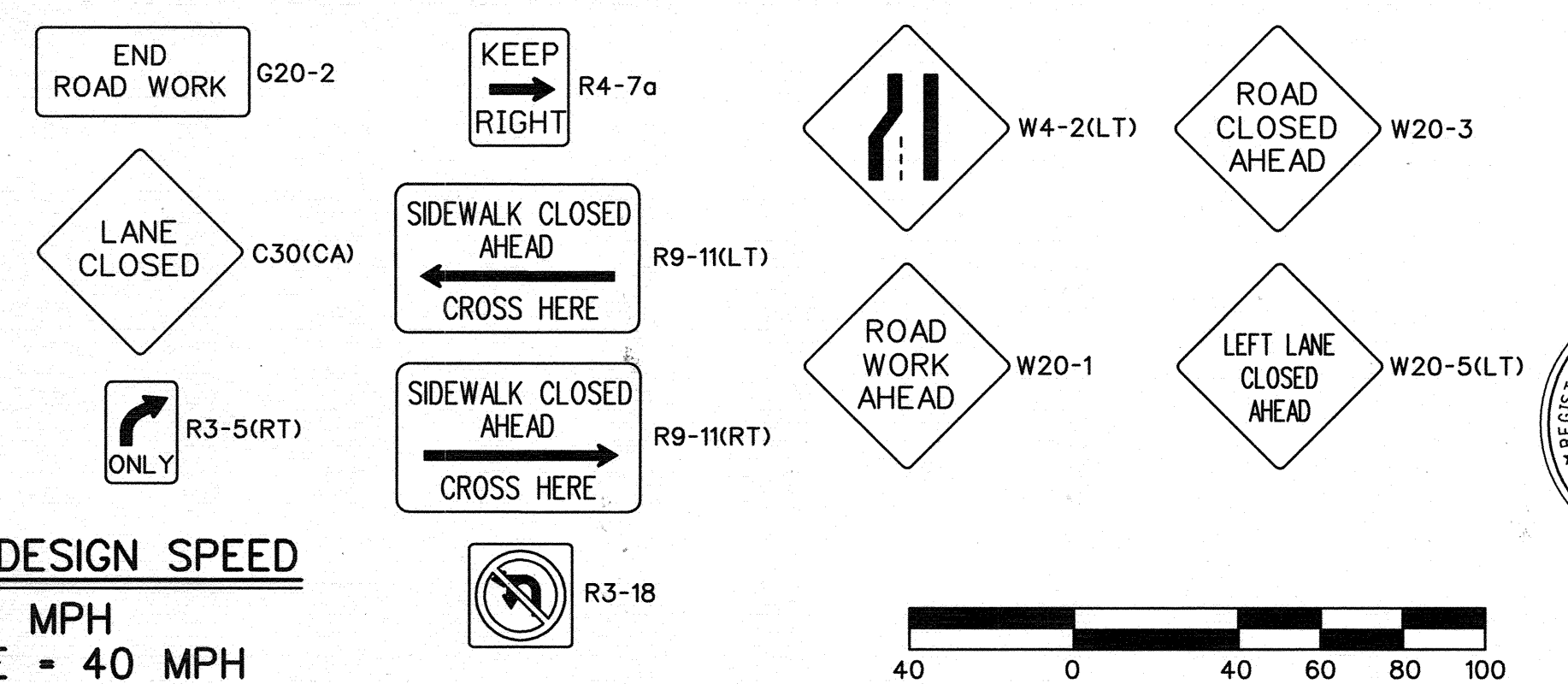
L/2 = 93 FT, USE 100 FT

*****TRANSITION CALCULATION**


$$L = \frac{(W)(V)^2}{60} = \frac{(12)(40)^2}{60} = 320 \text{ FT}$$

USE 325 FT

TEMPORARY CONSTRUCTION SIGNS (THIS SHEET ONLY)



TRAFFIC CONTROL DESIGN SPEED
 58TH STREET = 25 MPH
 UNIVERSITY AVENUE = 40 MPH



DECLARATION OF RESPONSIBLE CHARGE

I HEREBY DECLARE THAT I AM THE ENGINEER OF WORK FOR THIS PROJECT, THAT I HAVE EXERCISED RESPONSIBLE CHARGE OVER THE DESIGN OF THE PROJECT AS DEFINED IN SECTION 6703 OF THE BUSINESS AND PROFESSIONS CODE, AND THAT THE DESIGN IS CONSISTENT WITH CURRENT STANDARDS.

I UNDERSTAND THAT THE CHECK OF PROJECT DRAWINGS AND SPECIFICATIONS BY THE CITY OF SAN DIEGO IS CONFINED TO A REVIEW ONLY AND DOES NOT RELIEVE ME, AS ENGINEER OF WORK, OF MY RESPONSIBILITIES FOR PROJECT DESIGN.



ENGINEER OF WORK

John P. Keating
 JOHN P. KEATING R.C.E. 43595

1/31/13
 DATE

TRAFFIC SIGNAL NOTE: CONTRACTOR SHALL COORDINATE WITH TRAFFIC CONTROL AND SIGNAL SECTION (858)495-4741 A MINIMUM OF 5 (FIVE) WORKING DAYS PRIOR TO WORK AFFECTING A TRAFFIC SIGNAL.

TRAFFIC SIGNAL TO BE SET TO RED FLASH [4]

NOTES THIS SHEET

- 1 DELINEATORS SHALL BE PLACED AT 25' INTERVALS.
- 2 DELINEATORS SHALL BE PLACED AT 20' INTERVALS.
- 3 DELINEATORS SHALL BE PLACED AT 10' INTERVALS.
- 4 CONTRACTOR SHALL SET TO RED FLASH THE EXISTING TRAFFIC SIGNAL AT 58TH STREET/ UNIVERSITY AVENUE INTERSECTION. ALL OTHER SIGNALS SHALL REMAIN OPERATIONAL.

LINSCOTT, LAW & GREENSPAN, ENGINEERS
 4542 Ruffner Street, Suite 100
 San Diego, Ca 92111
 (858)300-8800 (PH) (858)300-8810 (FX)

LLG 3-076350-33.1 Designed By: JSM	TC2-6350-33ST61.DGN Drawn By: DVS	1/31/13 Checked By: JPK
---------------------------------------	--------------------------------------	----------------------------

NOTE
 FOR TRAFFIC CONTROL GENERAL NOTES AND LEGEND SEE SHEET 1.

TRAFFIC CONTROL PLANS FOR:

WATER GROUP 616			
UNIVERSITY AVENUE			
(STAGE 1)			
CITY OF SAN DIEGO, CALIFORNIA ENGINEERING AND CAPITAL PROJECTS DEPARTMENT SHEET 2 OF 15 SHEETS			WATER WBS B-00018 SEWER WBS
APPROVED FOR CITY ENGINEER	DATE	FILMED	SUBMITTED BY: JOE MYERS ASSOCIATE ENGINEER
<i>Amud Khorramshahi</i>	02/27/2013		DEAN EVANS PROJECT ENGINEER
DESCRIPTION	BY	APPROVED	DATE
ORIGINAL	LLG		
			300X-300X CCS27 COORDINATE 8280407-1842444 CCS83 COORDINATE
CONTRACTOR	DATE STARTED	35594-T02-D	
INSPECTOR	DATE COMPLETED		

NOTES THIS SHEET

1 DELINEATORS SHALL BE PLACED AT 25' INTERVALS.

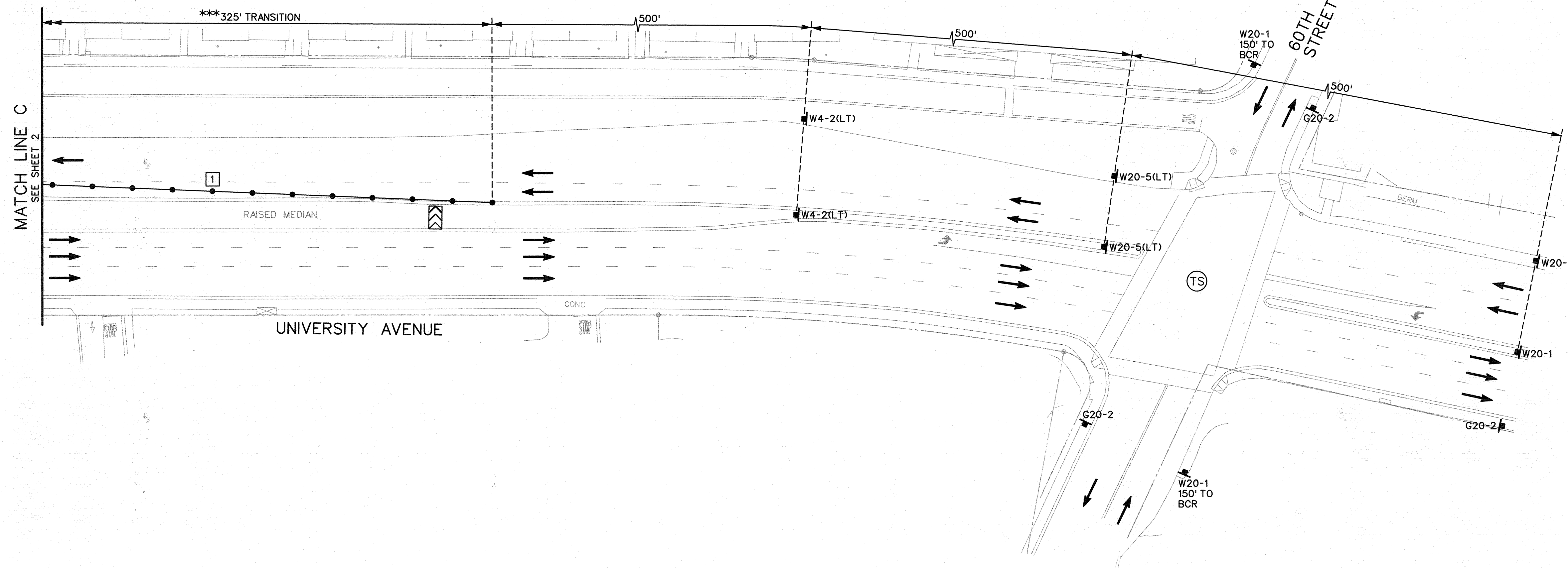
 PIPELINE CONSTRUCTION
 WORK HOURS 9:00 PM TO 5:00 AM
 *****NIGHT WORK*****

TRAFFIC SIGNAL NOTE: CONTRACTOR SHALL COORDINATE WITH TRAFFIC CONTROL AND SIGNAL SECTION (858)495-4741 A MINIMUM OF 5 (FIVE) WORKING DAYS PRIOR TO WORK AFFECTING A TRAFFIC SIGNAL.
 TRAFFIC SIGNAL TO REMAIN OPERATIONAL

*****TRANSITION CALCULATION**

$$L = \frac{(W)(V)^2}{60} = \frac{(12)(40)^2}{60} = 320 \text{ FT}$$

USE 325 FT

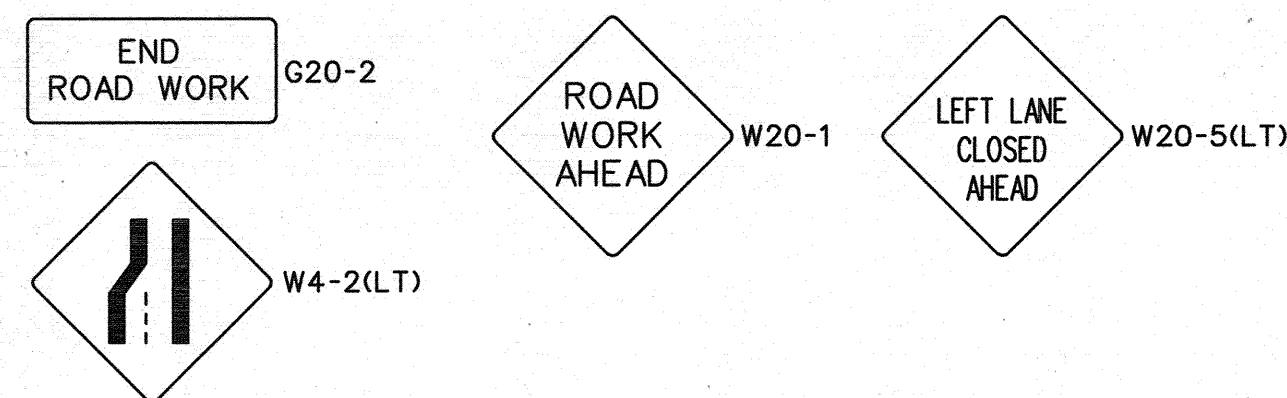


NOTE

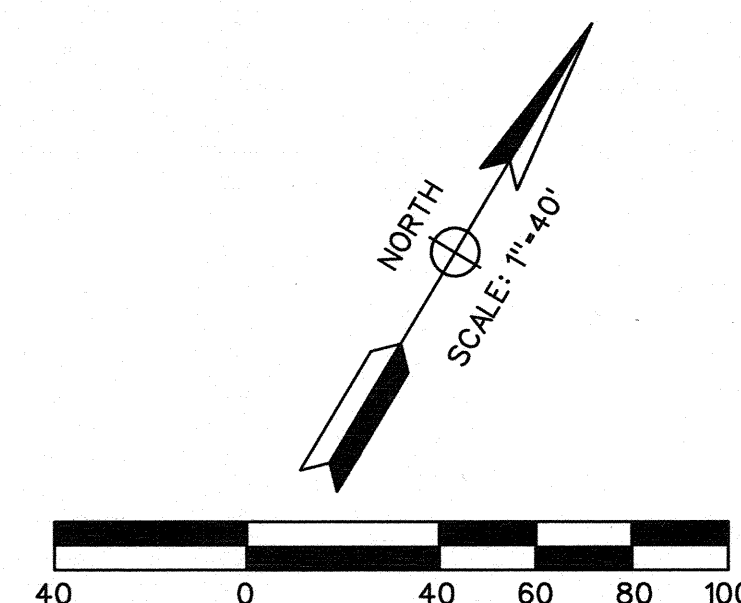
FOR TRAFFIC CONTROL GENERAL NOTES AND LEGEND SEE SHEET 1.

T-3

TEMPORARY CONSTRUCTION SIGNS (THIS SHEET ONLY)



TRAFFIC CONTROL DESIGN SPEED
 UNIVERSITY AVENUE = 40 MPH




DECLARATION OF RESPONSIBLE CHARGE

I HEREBY DECLARE THAT I AM THE ENGINEER OF WORK FOR THIS PROJECT, THAT I HAVE EXERCISED RESPONSIBLE CHARGE OVER THE DESIGN OF THE PROJECT AS DEFINED IN SECTION 6703 OF THE BUSINESS AND PROFESSIONS CODE, AND THAT THE DESIGN IS CONSISTENT WITH CURRENT STANDARDS.

I UNDERSTAND THAT THE CHECK OF PROJECT DRAWINGS AND SPECIFICATIONS BY THE CITY OF SAN DIEGO IS CONFINED TO A REVIEW ONLY AND DOES NOT RELIEVE ME, AS ENGINEER OF WORK, OF MY RESPONSIBILITIES FOR PROJECT DESIGN.

ENGINEER OF WORK

John P. Keating
 JOHN P. KEATING R.C.E. 43595 DATE 1/31/13

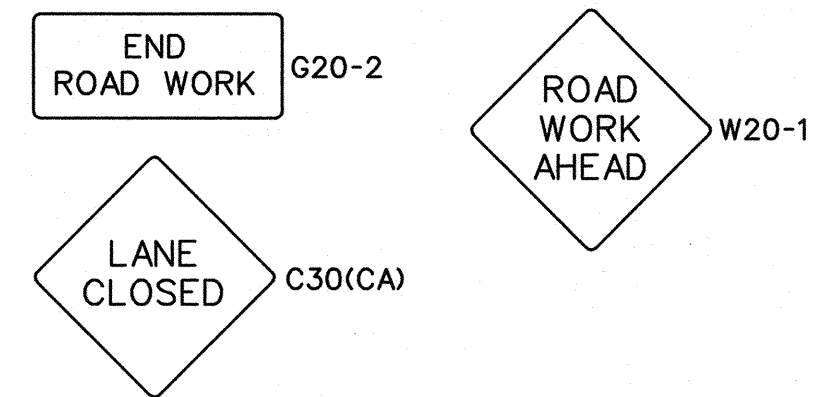


LINSCOTT, LAW & GREENSPAN, ENGINEERS
 4542 Ruffner Street, Suite 100
 San Diego, Ca 92111
 (858)300-8800 (PH) (858)300-8810 (FX)

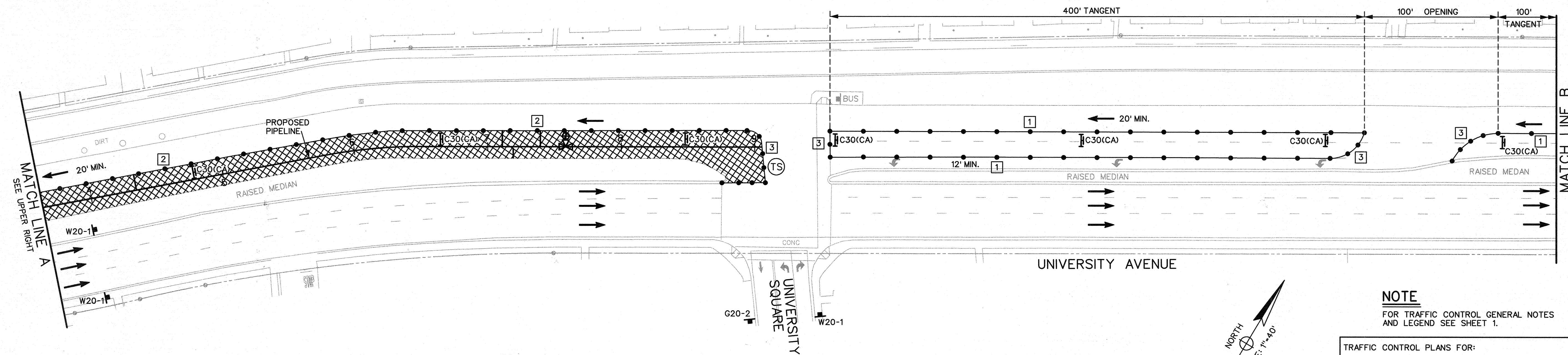
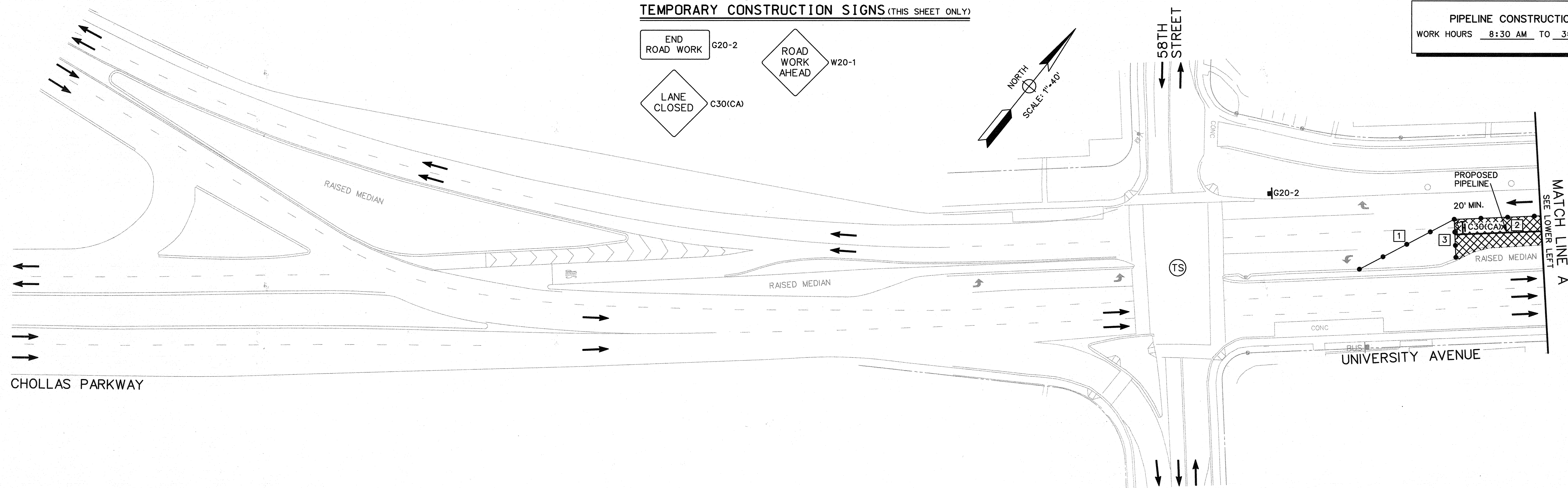
LLG 3-076350-33.1	TC3-6350-335TG1.DGN	1/31/13
Designed By: JSM	Drawn By: DVS	Checked By: JPK

TRAFFIC CONTROL PLANS FOR:		WATER GROUP 616 UNIVERSITY AVENUE (STAGE 1)	
CITY OF SAN DIEGO, CALIFORNIA ENGINEERING AND CAPITAL PROJECTS DEPARTMENT SHEET 3 OF 15 SHEETS		WATER WBS B-00018	SEWER WBS
FOR CITY ENGINEER	DATE	SUBMITTED BY: JOE MYERS ASSOCIATE ENGINEER	
DESCRIPTION	BY	APPROVED	DATE
ORIGINAL	LLG		
CHOKED BY: DEAN EVANS PROJECT ENGINEER		XXXX-XXXX OCS27 COORDINATE	
CONTRACTOR		DATE STARTED	35594-T03-D
INSPECTOR		DATE COMPLETED	

TEMPORARY CONSTRUCTION SIGNS (THIS SHEET ONLY)



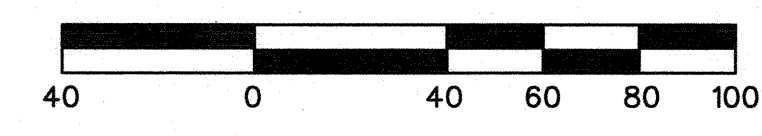
PIPELINE CONSTRUCTION
WORK HOURS 8:30 AM TO 3:30 PM



NOTES THIS SHEET

- 1 DELINEATORS SHALL BE PLACED AT 25' INTERVALS.
- 2 DELINEATORS SHALL BE PLACED AT 20' INTERVALS.
- 3 DELINEATORS SHALL BE PLACED AT 10' INTERVALS.

TRAFFIC CONTROL DESIGN SPEED
58TH STREET = 25 MPH
UNIVERSITY AVENUE = 40 MPH



DECLARATION OF RESPONSIBLE CHARGE

I HEREBY DECLARE THAT I AM THE ENGINEER OF WORK FOR THIS PROJECT, THAT I HAVE EXERCISED RESPONSIBLE CHARGE OVER THE DESIGN OF THE PROJECT AS DEFINED IN SECTION 6703 OF THE BUSINESS AND PROFESSIONS CODE, AND THAT THE DESIGN IS CONSISTENT WITH CURRENT STANDARDS.

I UNDERSTAND THAT THE CHECK OF PROJECT DRAWINGS AND SPECIFICATIONS BY THE CITY OF SAN DIEGO IS CONFINED TO A REVIEW ONLY AND DOES NOT RELIEVE ME, AS ENGINEER OF WORK, OF MY RESPONSIBILITIES FOR PROJECT DESIGN.

ENGINEER OF WORK

John P. Keating
JOHN P. KEATING R.C.E. 43595 DATE 1/31/13



TRAFFIC SIGNAL NOTE: CONTRACTOR SHALL COORDINATE WITH TRAFFIC CONTROL AND SIGNAL SECTION (858)495-4741 A MINIMUM OF 5 (FIVE) WORKING DAYS PRIOR TO WORK AFFECTING A TRAFFIC SIGNAL.
TRAFFIC SIGNAL TO REMAIN OPERATIONAL

LINSOTT LAW & GREENSPAN
engineers
LINSOTT, LAW & GREENSPAN, ENGINEERS
4542 Ruffner Street, Suite 100
San Diego, Ca 92111
(858)300-8800 (PH) (858)300-8810 (FX)
LLC 3-076350-33.1 Tc4-6350-33ST62.DGN 1/31/13
Designed By: JSM Drawn By: DVS Checked By: JPK

NOTE
FOR TRAFFIC CONTROL GENERAL NOTES AND LEGEND SEE SHEET 1.

TRAFFIC CONTROL PLANS FOR:				T-4	
WATER GROUP 616 UNIVERSITY AVENUE (STAGE 2)					
CITY OF SAN DIEGO, CALIFORNIA ENGINEERING AND CAPITAL PROJECTS DEPARTMENT SHEET 4 OF 15 SHEETS				WATER WBS 8-00018 SEWER WBS	
FOR CITY ENGINEER: <i>Ahmed Aboulnah</i> 02/27/2013				SUBMITTED BY: JOE MYERS ASSOCIATE ENGINEER	
DESCRIPTION	BY	APPROVED	DATE	FILMED	CHANGED BY: DEAN EVANS PROJECT ENGINEER
ORIGINAL	LLG				1001-1000 CCS27 COORDINATE
					6280407-1842444 CCS83 COORDINATE
CONTRACTOR: _____ DATE STARTED: _____				35594-T04-D	
INSPECTOR: _____ DATE COMPLETED: _____					

NOTES THIS SHEET

1 DELINEATORS SHALL BE PLACED AT 25' INTERVALS.

PIPELINE CONSTRUCTION
WORK HOURS 8:30 AM TO 3:30 PM

TRAFFIC SIGNAL NOTE: CONTRACTOR SHALL COORDINATE WITH TRAFFIC CONTROL AND SIGNAL SECTION (858)495-4741 A MINIMUM OF 5 (FIVE) WORKING DAYS PRIOR TO WORK AFFECTING A TRAFFIC SIGNAL.
TRAFFIC SIGNAL TO REMAIN OPERATIONAL

***TRANSITION CALCULATION**

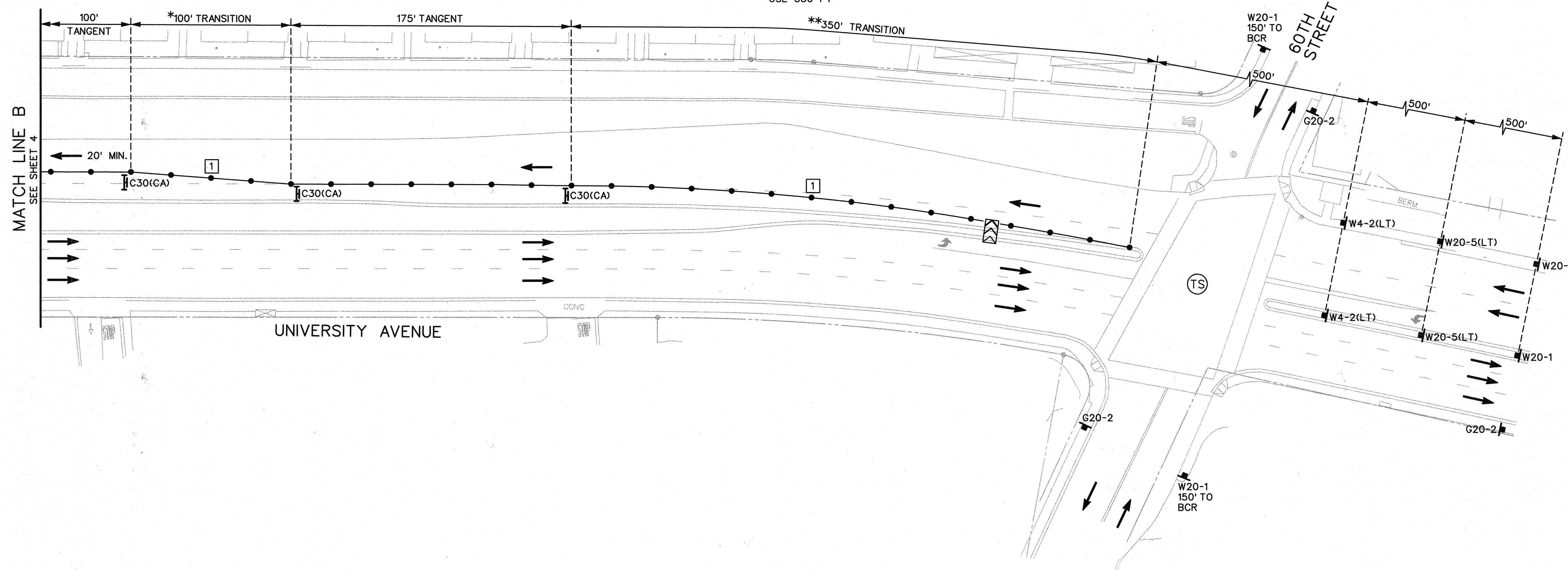
$$L = \frac{(W)(V)^2}{60} = \frac{(7)(40)^2}{60} = 187 \text{ FT}$$

$$L/2 = 93 \text{ FT, USE } 100$$

****TRANSITION CALCULATION**

$$L = \frac{(W)(V)^2}{60} = \frac{(13)(40)^2}{60} = 346 \text{ FT}$$

$$\text{USE } 350 \text{ FT}$$

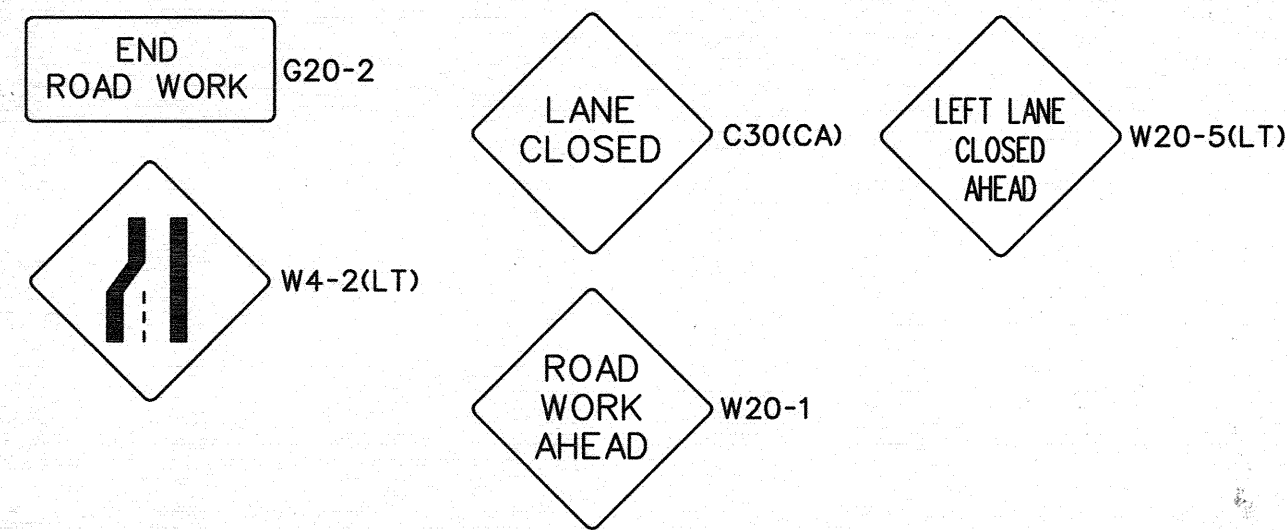


NOTE

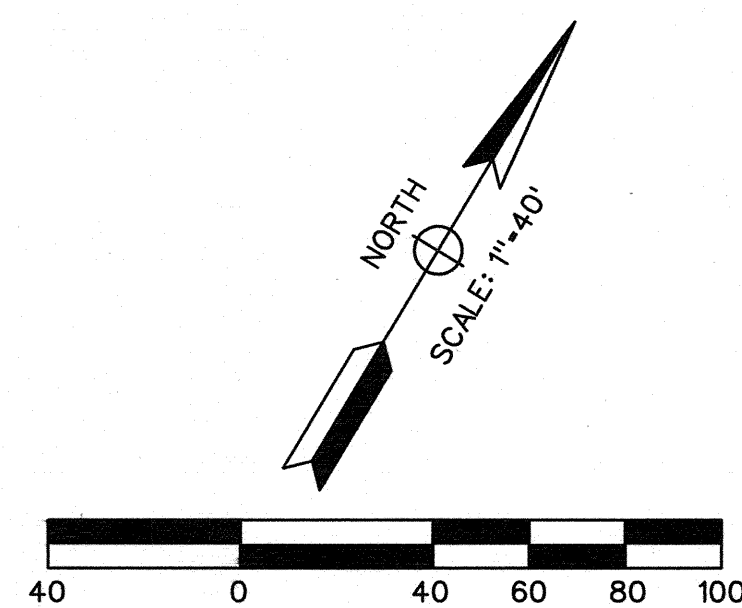
FOR TRAFFIC CONTROL GENERAL NOTES AND LEGEND SEE SHEET 1.

T-5

TEMPORARY CONSTRUCTION SIGNS (THIS SHEET ONLY)



TRAFFIC CONTROL DESIGN SPEED
UNIVERSITY AVENUE = 40 MPH




DECLARATION OF RESPONSIBLE CHARGE

I HEREBY DECLARE THAT I AM THE ENGINEER OF WORK FOR THIS PROJECT, THAT I HAVE EXERCISED RESPONSIBLE CHARGE OVER THE DESIGN OF THE PROJECT AS DEFINED IN SECTION 6703 OF THE BUSINESS AND PROFESSIONS CODE, AND THAT THE DESIGN IS CONSISTENT WITH CURRENT STANDARDS.

I UNDERSTAND THAT THE CHECK OF PROJECT DRAWINGS AND SPECIFICATIONS BY THE CITY OF SAN DIEGO IS CONFINED TO A REVIEW ONLY AND DOES NOT RELIEVE ME, AS ENGINEER OF WORK, OF MY RESPONSIBILITIES FOR PROJECT DESIGN.

ENGINEER OF WORK

John P. Keating
JOHN P. KEATING R.C.E. 43595 DATE 1/21/13



LINSCOTT, LAW & GREENSPAN, ENGINEERS
4542 Ruffner Street, Suite 100
San Diego, Ca 92111
(858)300-8800 (PH) (858)300-8810 (FX)

LLG 3-076350-33.1	TCS-6350-33STG2.DGN	1/31/13
Designed By: JSM	Drawn By: DVS	Checked By: JPK

TRAFFIC CONTROL PLANS FOR:				WATER GROUP 616 UNIVERSITY AVENUE (STAGE 2)	
CITY OF SAN DIEGO, CALIFORNIA ENGINEERING AND CAPITAL PROJECTS DEPARTMENT SHEET 5 OF 15 SHEETS				WATER WBS	B-00018
FOR CITY ENGINEER: <i>Ahmed Aburahman</i> 02/27/2013				SEWER WBS	
DESCRIPTION	BY	APPROVED	DATE	FILMED	ASSOCIATE ENGINEER
ORIGINAL	LLG				JOE MYERS
					DEAN EVANS
					PROJECT ENGINEER
					100X-100X CCS27 COORDINATE
					6280407-1842444 CCS83 COORDINATE
CONTRACTOR	DATE STARTED	INSPECTOR		DATE COMPLETED	35594-T05-D

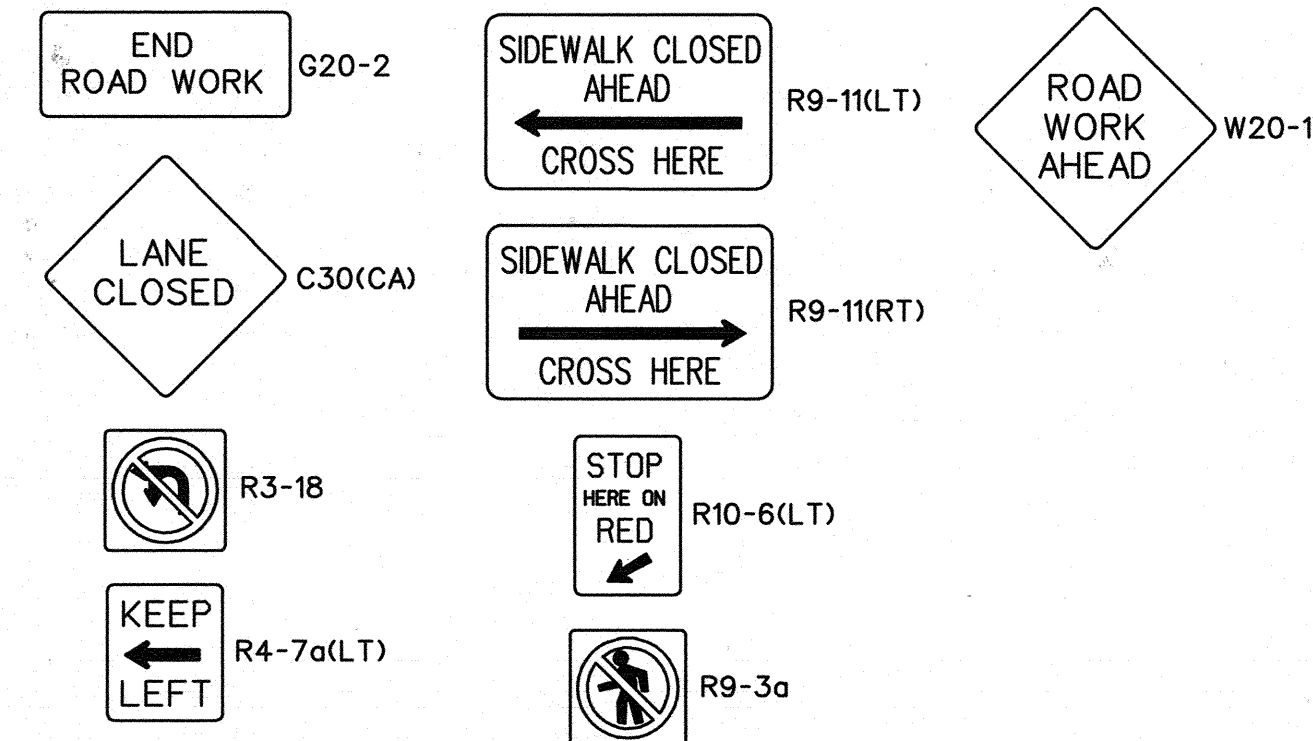
NOTES THIS SHEET

- 2 DELINEATORS SHALL BE PLACED AT 20' INTERVALS.
- 3 DELINEATORS SHALL BE PLACED AT 10' INTERVALS.

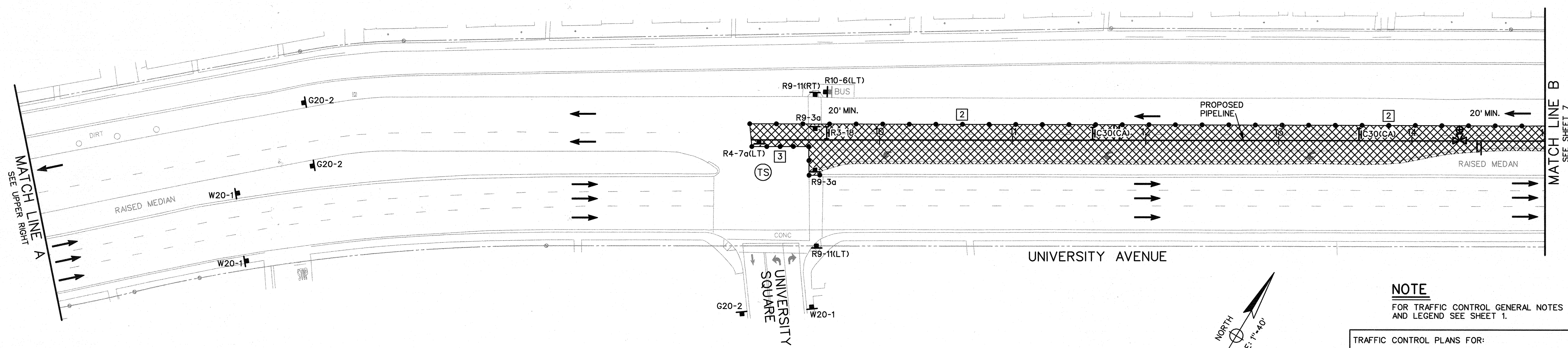
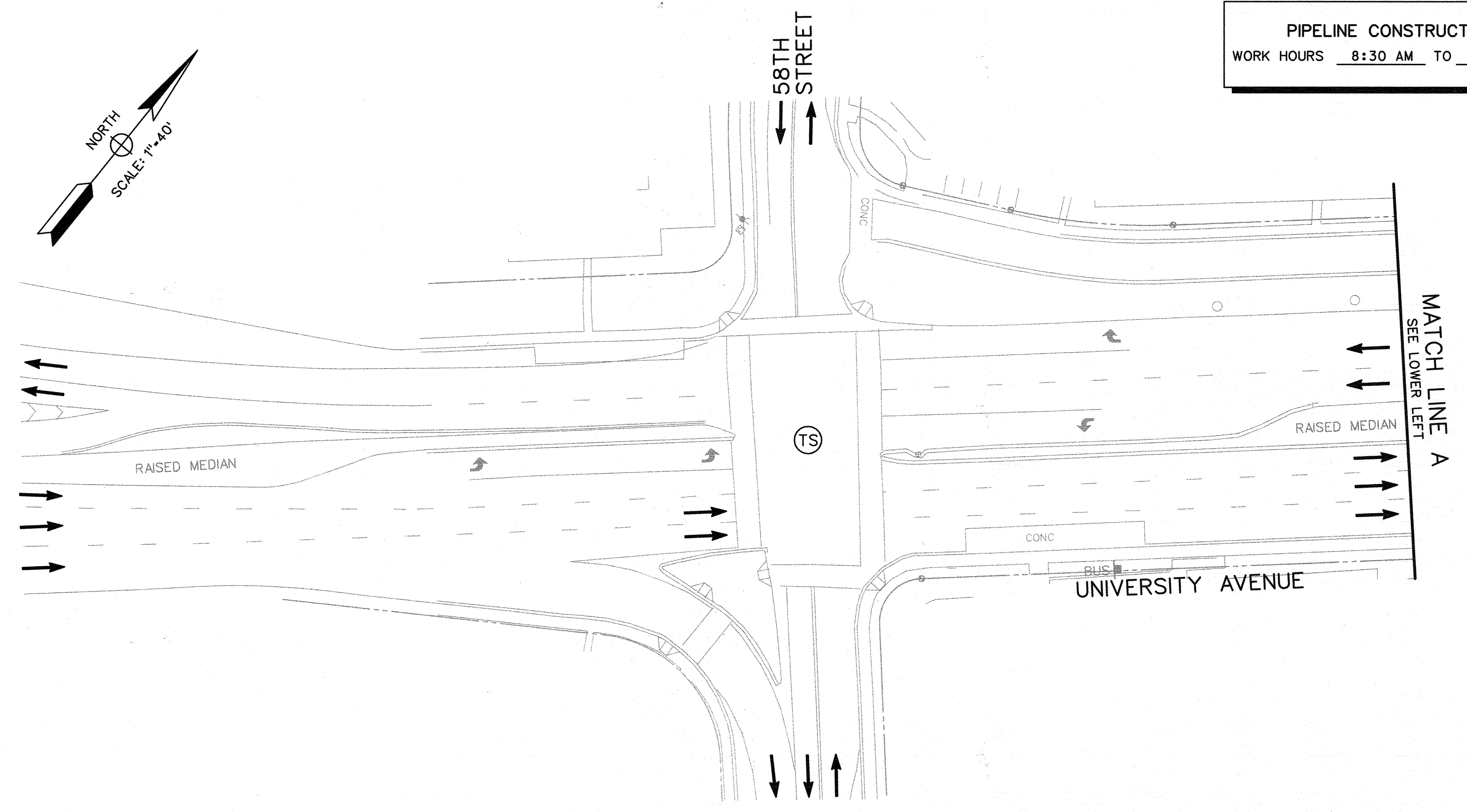
TRAFFIC SIGNAL NOTE: CONTRACTOR SHALL COORDINATE WITH TRAFFIC CONTROL AND SIGNAL SECTION (858)495-4741 A MINIMUM OF 5 (FIVE) WORKING DAYS PRIOR TO WORK AFFECTING A TRAFFIC SIGNAL.

TRAFFIC SIGNAL TO REMAIN OPERATIONAL

TEMPORARY CONSTRUCTION SIGNS (THIS SHEET ONLY)



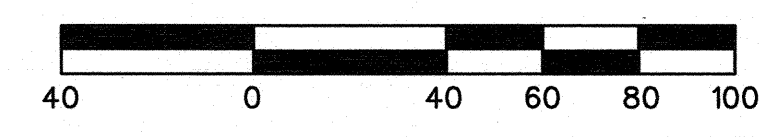
PIPELINE CONSTRUCTION
 WORK HOURS 8:30 AM TO 3:30 PM



NOTE
 FOR TRAFFIC CONTROL GENERAL NOTES AND LEGEND SEE SHEET 1.

T-6

TRAFFIC CONTROL DESIGN SPEED
 58TH STREET = 25 MPH
 UNIVERSITY AVENUE = 40 MPH



DECLARATION OF RESPONSIBLE CHARGE

I HEREBY DECLARE THAT I AM THE ENGINEER OF WORK FOR THIS PROJECT, THAT I HAVE EXERCISED RESPONSIBLE CHARGE OVER THE DESIGN OF THE PROJECT AS DEFINED IN SECTION 6703 OF THE BUSINESS AND PROFESSIONS CODE, AND THAT THE DESIGN IS CONSISTENT WITH CURRENT STANDARDS.

I UNDERSTAND THAT THE CHECK OF PROJECT DRAWINGS AND SPECIFICATIONS BY THE CITY OF SAN DIEGO IS CONFINED TO A REVIEW ONLY AND DOES NOT RELIEVE ME, AS ENGINEER OF WORK, OF MY RESPONSIBILITIES FOR PROJECT DESIGN.

ENGINEER OF WORK



JOHN P. KEATING R.C.E. 43595 DATE 1/21/13

LINSCOTT LAW & GREENSPAN ENGINEERS
 4542 Ruffner Street, Suite 100
 San Diego, Ca 92111
 (858)300-8800 (PH) (858)300-8810 (FX)

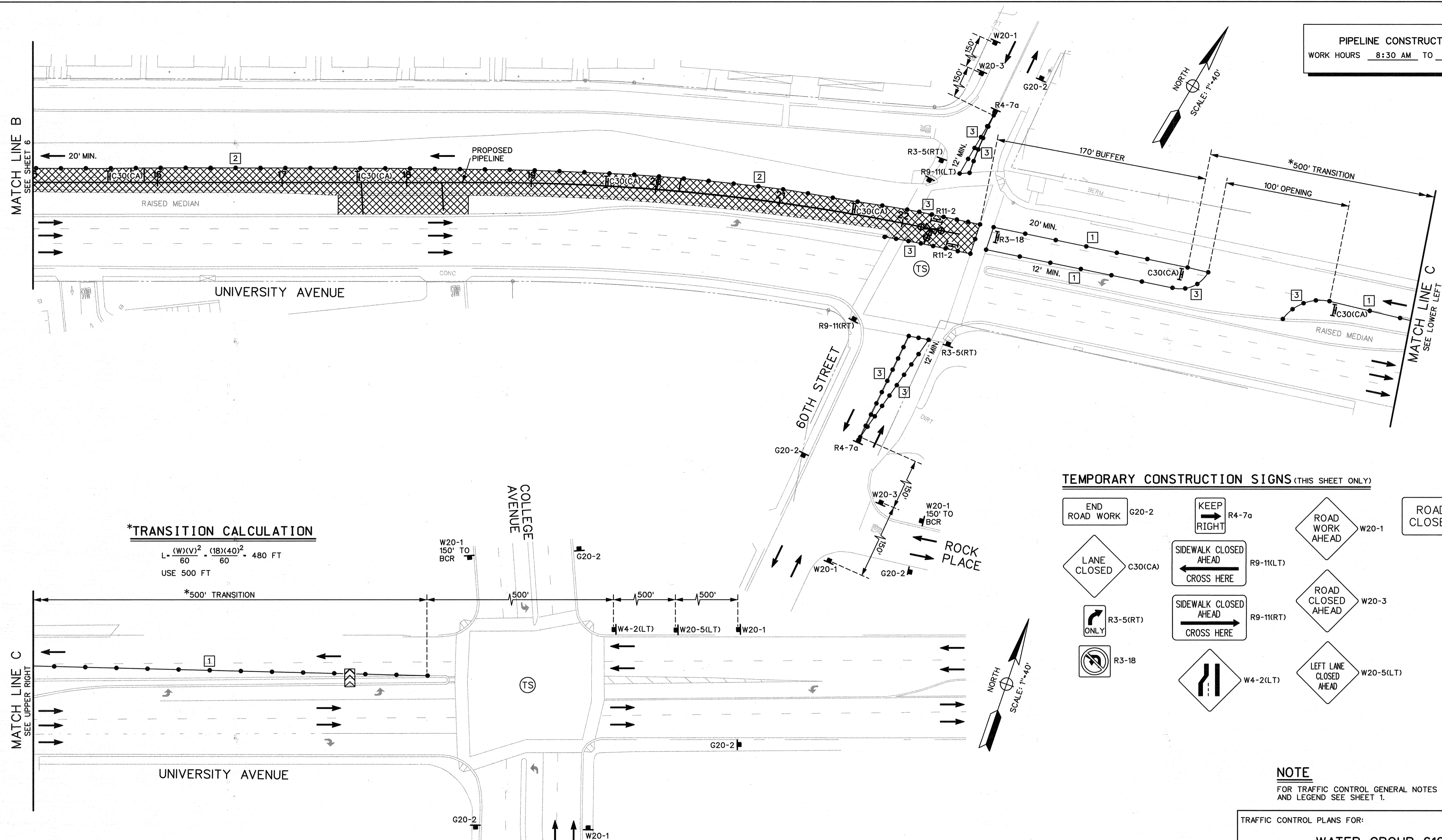
LLG 3-076350-33.1	TC6-6350-33STG3.DGN	1/31/13
Designed By: JSM	Drawn By: DVS	Checked By: JPK

TRAFFIC CONTROL PLANS FOR:

WATER GROUP 616
UNIVERSITY AVENUE
 (STAGE 3)

CITY OF SAN DIEGO, CALIFORNIA ENGINEERING AND CAPITAL PROJECTS DEPARTMENT SHEET 6 OF 15 SHEETS		WATER WBS 8-00018 SEWER WBS
SUBMITTED BY: <u>Ahmed Abuhammad</u> 02/27/2013		ASSOCIATE ENGINEER
FOR CITY ENGINEER	DATE	PROJECT ENGINEER
DESCRIPTION	BY	APPROVED
ORIGINAL	LLG	
CONTRACTOR	DATE STARTED	35594-T06-D
INSPECTOR	DATE COMPLETED	

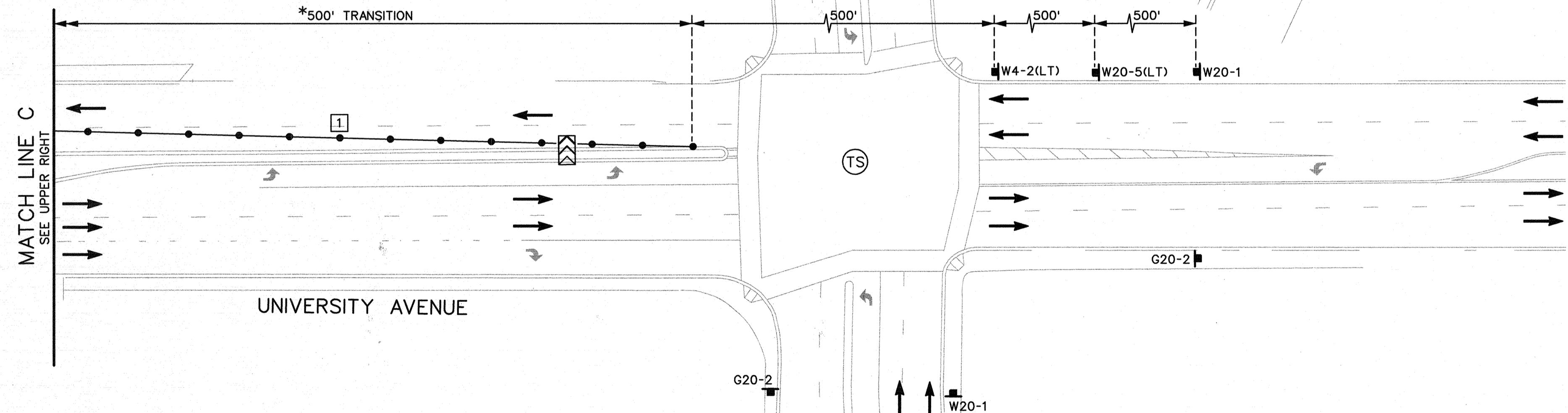
PIPELINE CONSTRUCTION
 WORK HOURS 8:30 AM TO 3:30 PM



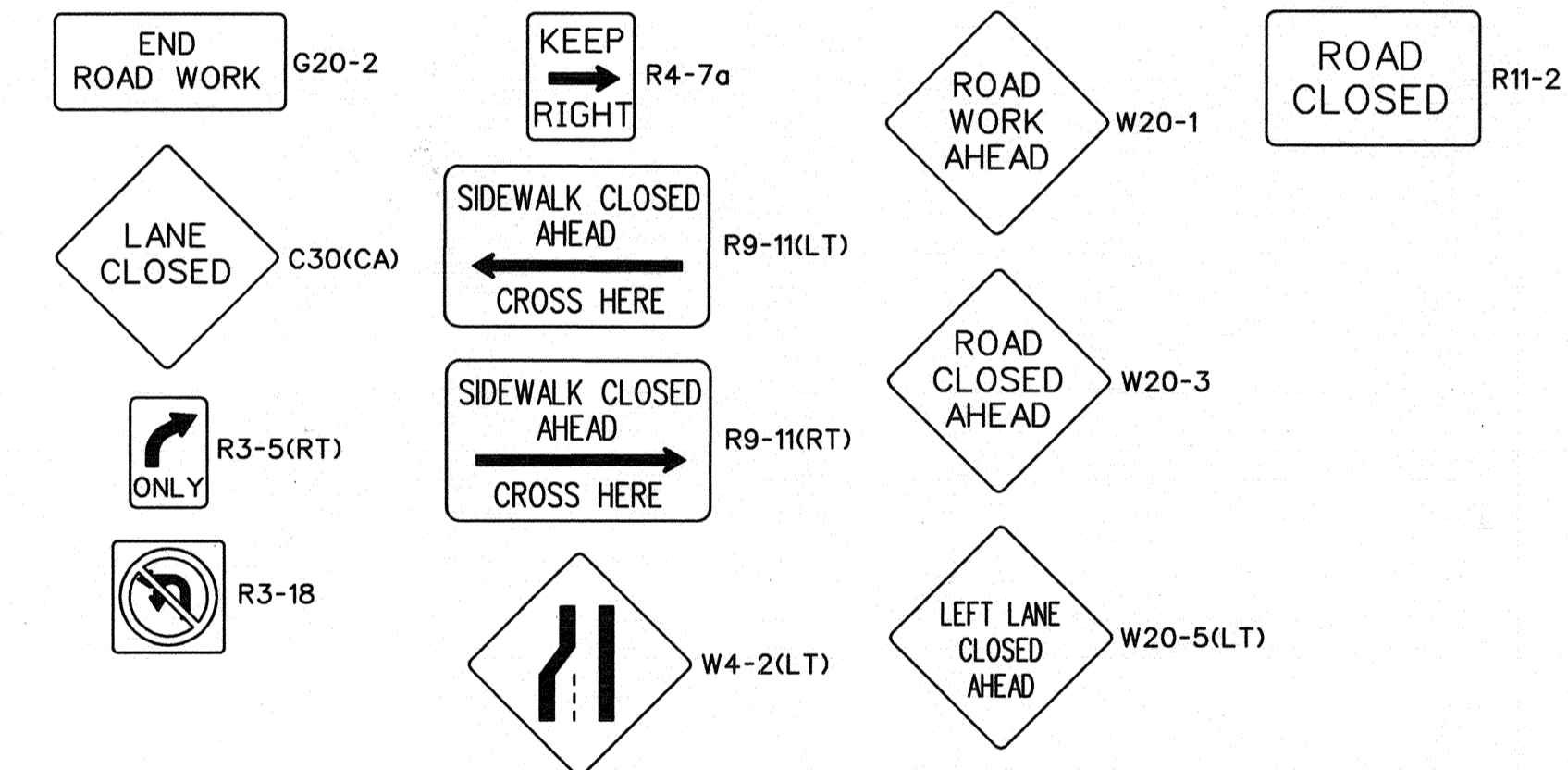
***TRANSITION CALCULATION**

$$L = \frac{(W)(V)^2}{60} = \frac{(18)(40)^2}{60} = 480 \text{ FT}$$

USE 500 FT



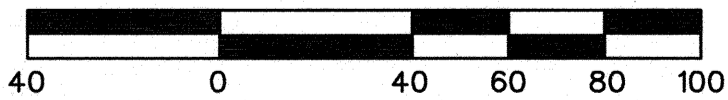
TEMPORARY CONSTRUCTION SIGNS (THIS SHEET ONLY)



NOTE
 FOR TRAFFIC CONTROL GENERAL NOTES AND LEGEND SEE SHEET 1.

- NOTES THIS SHEET**
- 1 DELINEATORS SHALL BE PLACED AT 25' INTERVALS.
 - 2 DELINEATORS SHALL BE PLACED AT 20' INTERVALS.
 - 3 DELINEATORS SHALL BE PLACED AT 10' INTERVALS.

TRAFFIC CONTROL DESIGN SPEED
 UNIVERSITY AVENUE = 40 MPH



DECLARATION OF RESPONSIBLE CHARGE

I HEREBY DECLARE THAT I AM THE ENGINEER OF WORK FOR THIS PROJECT, THAT I HAVE EXERCISED RESPONSIBLE CHARGE OVER THE DESIGN OF THE PROJECT AS DEFINED IN SECTION 6703 OF THE BUSINESS AND PROFESSIONS CODE, AND THAT THE DESIGN IS CONSISTENT WITH CURRENT STANDARDS.

I UNDERSTAND THAT THE CHECK OF PROJECT DRAWINGS AND SPECIFICATIONS BY THE CITY OF SAN DIEGO IS CONFINED TO A REVIEW ONLY AND DOES NOT RELIEVE ME, AS ENGINEER OF WORK, OF MY RESPONSIBILITIES FOR PROJECT DESIGN.

ENGINEER OF WORK



John P. Keating R.C.E. 43595 DATE 1/21/13

TRAFFIC SIGNAL NOTE: CONTRACTOR SHALL COORDINATE WITH TRAFFIC CONTROL AND SIGNAL SECTION (858)495-4741 A MINIMUM OF 5 (FIVE) WORKING DAYS PRIOR TO WORK AFFECTING A TRAFFIC SIGNAL.
 TRAFFIC SIGNAL TO REMAIN OPERATIONAL

LINSCOTT LAW & GREENSPAN ENGINEERS
 4542 Ruffner Street, Suite 100
 San Diego, Ca 92111
 (858)300-8800 (PH) (858)300-8810 (FX)

LLG 3-076350-33.1 TC7-6350-33STG3.DGN 1/31/13
 Designed By: JSM Drawn By: DVS Checked By: JPK

TRAFFIC CONTROL PLANS FOR:

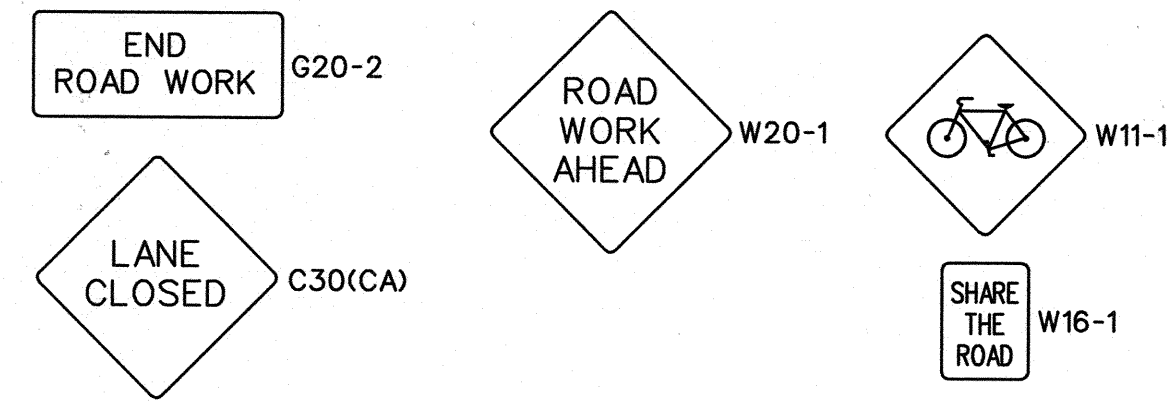
**WATER GROUP 616
 UNIVERSITY AVENUE
 (STAGE 3)**

CITY OF SAN DIEGO, CALIFORNIA ENGINEERING AND CAPITAL PROJECTS DEPARTMENT SHEET 7 OF 15 SHEETS		WATER WBS 8-00018 SEWER WBS
FOR CITY ENGINEER Ahmed Aboumehar 02/27/2013		SUBMITTED BY: JOE MYERS ASSOCIATE ENGINEER
DESCRIPTION	BY	APPROVED
ORIGINAL	LLG	
DATE		
FILMED		
CONTRACTOR		DATE STARTED
INSPECTOR		DATE COMPLETED
		35594-T07-D

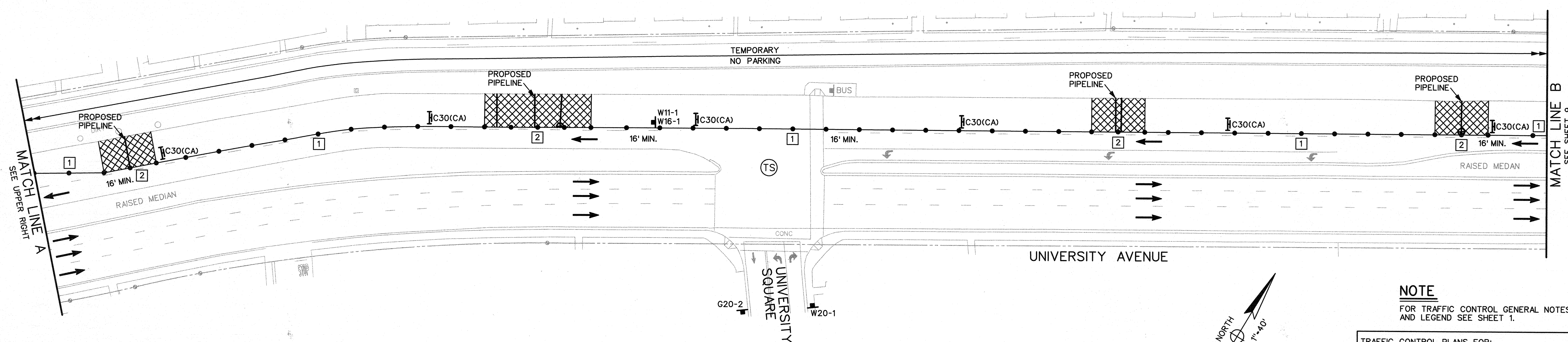
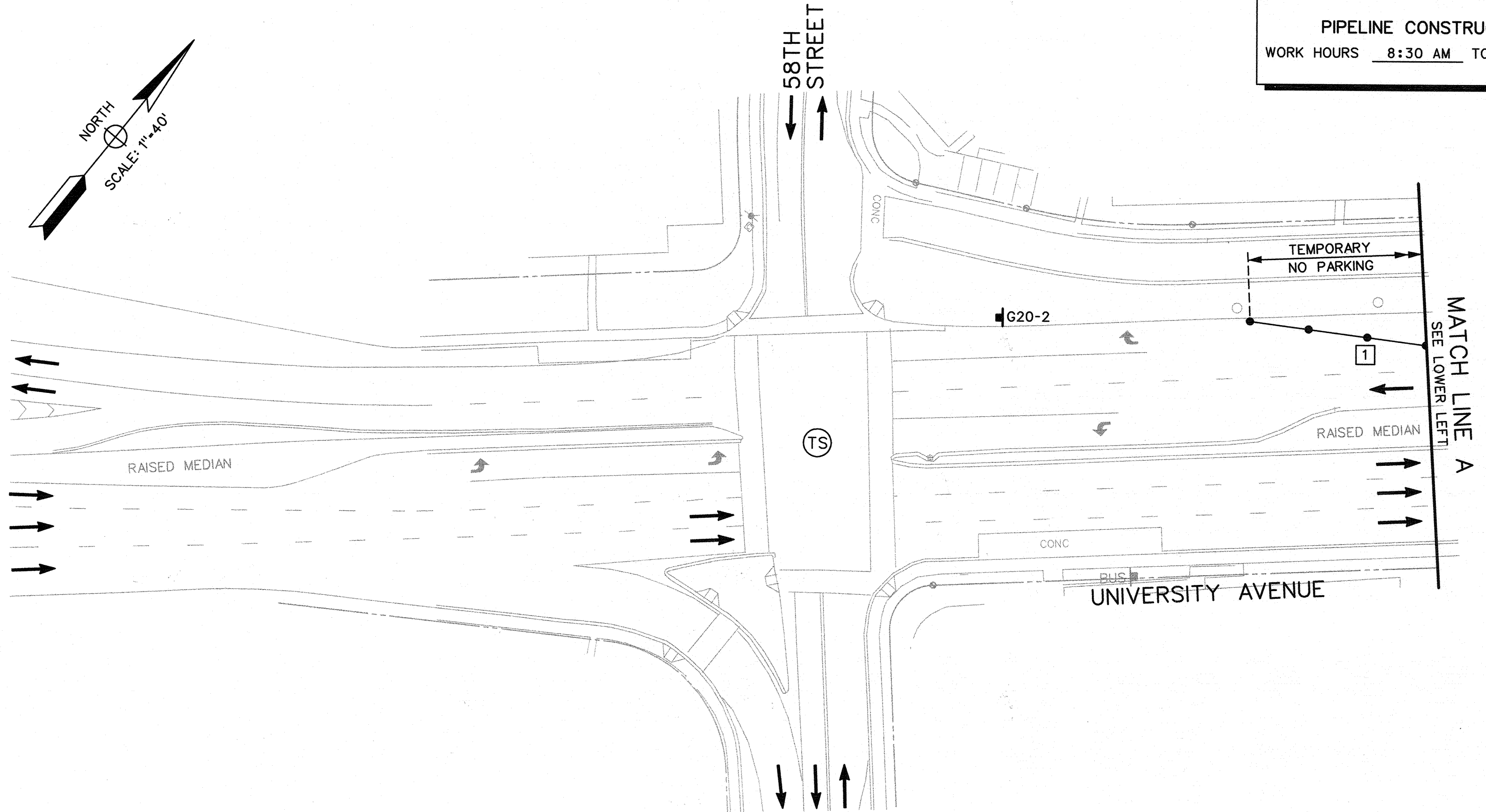
NOTES THIS SHEET

- 1 DELINEATORS SHALL BE PLACED AT 25' INTERVALS.
- 2 DELINEATORS SHALL BE PLACED AT 20' INTERVALS.
- 3 DELINEATORS SHALL BE PLACED AT 10' INTERVALS.

TEMPORARY CONSTRUCTION SIGNS (THIS SHEET ONLY)



PIPELINE CONSTRUCTION
 WORK HOURS 8:30 AM TO 3:30 PM



NOTE
 FOR TRAFFIC CONTROL GENERAL NOTES AND LEGEND SEE SHEET 1.

T-8

TRAFFIC CONTROL PLANS FOR:		WATER WBS	E-00018
WATER GROUP 616		SEWER WBS	
UNIVERSITY AVENUE			
(STAGE 4)			
CITY OF SAN DIEGO, CALIFORNIA ENGINEERING AND CAPITAL PROJECTS DEPARTMENT SHEET 8 OF 15 SHEETS		DESIGNED BY	JOE MYERS ASSOCIATE ENGINEER
FOR CITY ENGINEER		DATE	02/27/2013
DESCRIPTION	BY	APPROVED	DATE
ORIGINAL	LLG		
CONTRACTOR	DATE STARTED	INSPECTOR	DATE COMPLETED
			35594-T08-D

DECLARATION OF RESPONSIBLE CHARGE

I HEREBY DECLARE THAT I AM THE ENGINEER OF WORK FOR THIS PROJECT, THAT I HAVE EXERCISED RESPONSIBLE CHARGE OVER THE DESIGN OF THE PROJECT AS DEFINED IN SECTION 6703 OF THE BUSINESS AND PROFESSIONS CODE, AND THAT THE DESIGN IS CONSISTENT WITH CURRENT STANDARDS.
 I UNDERSTAND THAT THE CHECK OF PROJECT DRAWINGS AND SPECIFICATIONS BY THE CITY OF SAN DIEGO IS CONFINED TO A REVIEW ONLY AND DOES NOT RELIEVE ME, AS ENGINEER OF WORK, OF MY RESPONSIBILITIES FOR PROJECT DESIGN.




ENGINEER OF WORK

John P. Keating
 JOHN P. KEATING R.C.E. 43595 DATE 1/31/13

TRAFFIC CONTROL DESIGN SPEED

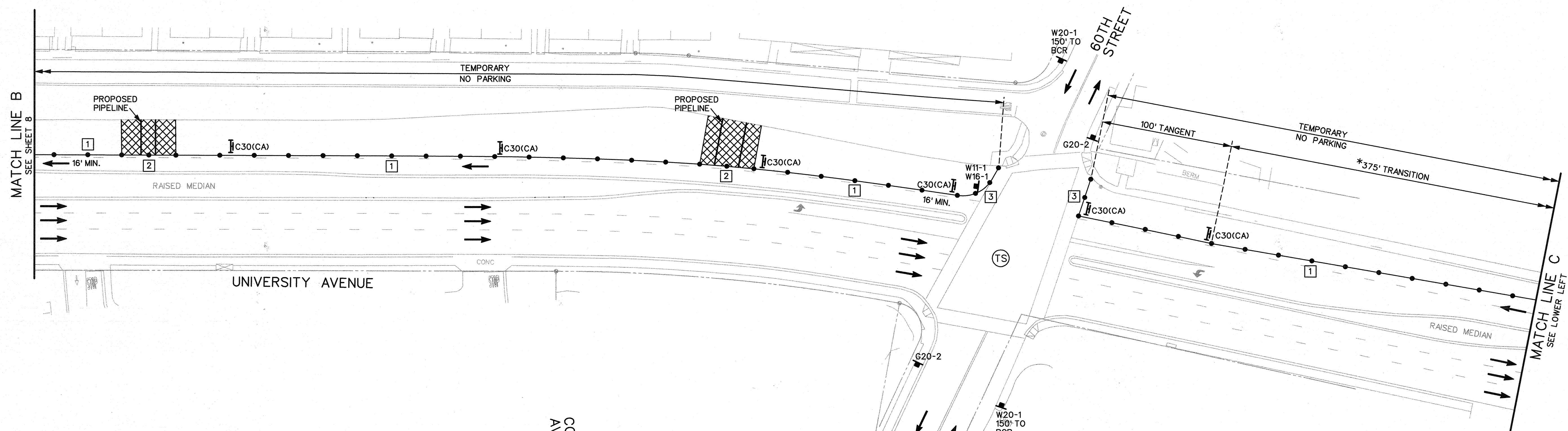
58TH STREET = 25 MPH
 UNIVERSITY AVENUE = 40 MPH



LINSCOTT, LAW & GREENSPAN, ENGINEERS
 4542 Ruffner Street, Suite 100
 San Diego, Ca 92111
 (858)300-8800 (PH) (858)300-8810 (FX)

LLG 3-076350-33.1	TCB-6350-33STG4.DGN	1/31/13
Designed By: JSM	Drawn By: DVS	Checked By: JPK

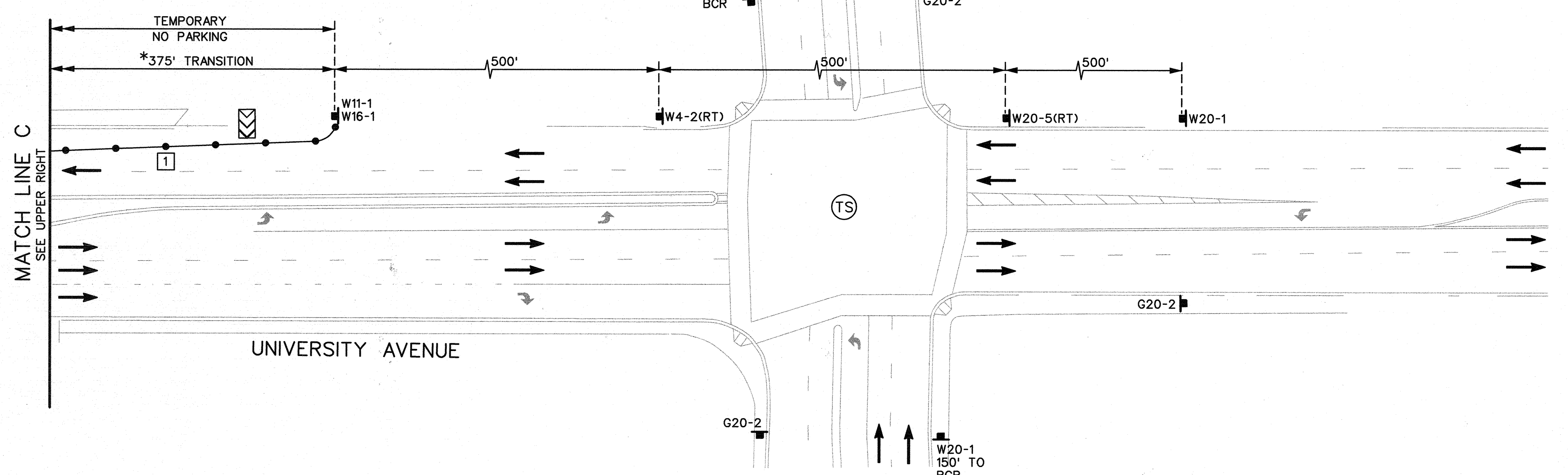
PIPELINE CONSTRUCTION
 WORK HOURS 8:30 AM TO 3:30 PM



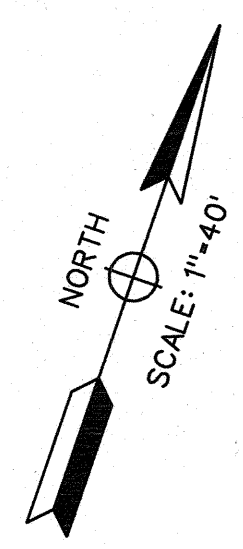
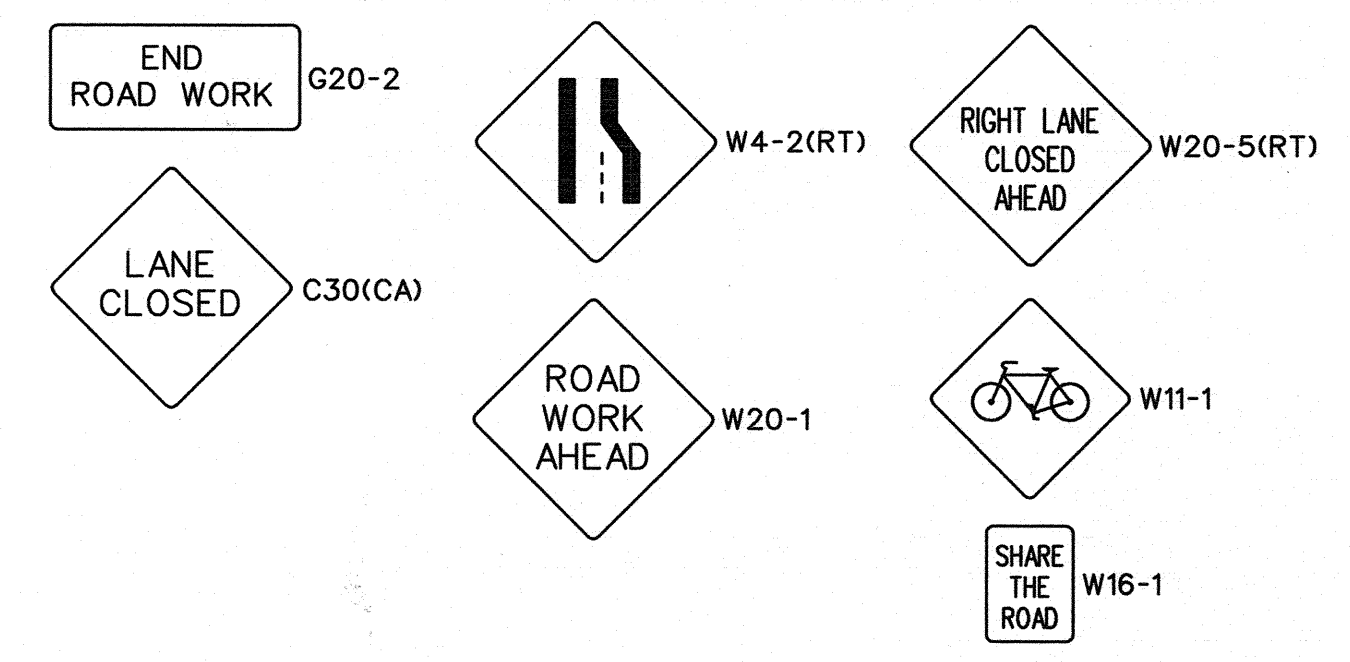
***TRANSITION CALCULATION**

$$L = \frac{(W)(V)^2}{60} = \frac{(14)(40)^2}{60} = 373 \text{ FT}$$

USE 375 FT



TEMPORARY CONSTRUCTION SIGNS (THIS SHEET ONLY)



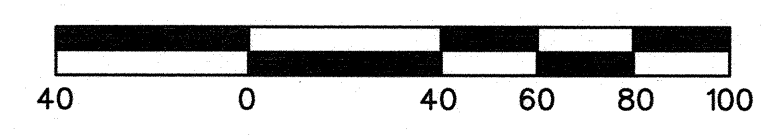
NOTE
 FOR TRAFFIC CONTROL GENERAL NOTES AND LEGEND SEE SHEET 1.

T-9

NOTES THIS SHEET


- 1 DELINEATORS SHALL BE PLACED AT 25' INTERVALS.
- 2 DELINEATORS SHALL BE PLACED AT 20' INTERVALS.
- 3 DELINEATORS SHALL BE PLACED AT 10' INTERVALS.

TRAFFIC CONTROL DESIGN SPEED
 UNIVERSITY AVENUE = 40 MPH



DECLARATION OF RESPONSIBLE CHARGE

I HEREBY DECLARE THAT I AM THE ENGINEER OF WORK FOR THIS PROJECT, THAT I HAVE EXERCISED RESPONSIBLE CHARGE OVER THE DESIGN OF THE PROJECT AS DEFINED IN SECTION 6703 OF THE BUSINESS AND PROFESSIONS CODE, AND THAT THE DESIGN IS CONSISTENT WITH CURRENT STANDARDS.



I UNDERSTAND THAT THE CHECK OF PROJECT DRAWINGS AND SPECIFICATIONS BY THE CITY OF SAN DIEGO IS CONFINED TO A REVIEW ONLY AND DOES NOT RELIEVE ME, AS ENGINEER OF WORK, OF MY RESPONSIBILITIES FOR PROJECT DESIGN.

ENGINEER OF WORK

John P. Keating
 JOHN P. KEATING R.C.E. 43595 DATE 1/31/13

TRAFFIC SIGNAL NOTE: CONTRACTOR SHALL COORDINATE WITH TRAFFIC CONTROL AND SIGNAL SECTION (858)495-4741 A MINIMUM OF 5 (FIVE) WORKING DAYS PRIOR TO WORK AFFECTING A TRAFFIC SIGNAL.
 TRAFFIC SIGNAL TO REMAIN OPERATIONAL

LINSCOTT, LAW & GREENSPAN, ENGINEERS
 4542 Ruffner Street, Suite 100
 San Diego, Ca 92111
 (858)300-8800 (PH) (858)300-8810 (FX)

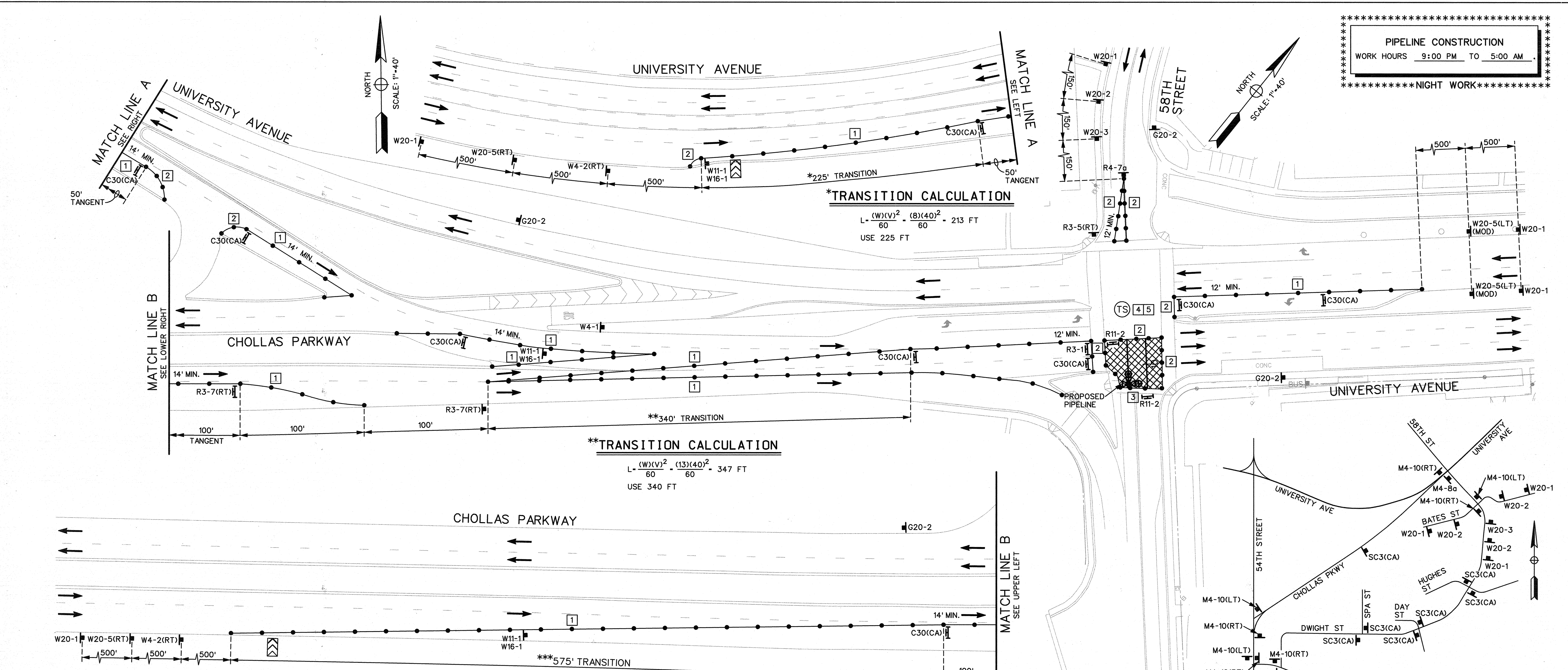
LLC 3-076350-33.1 TC9-6350-335TG4.DGN 1/31/13
 Designed By: JSM Drawn By: DVS Checked By: JPK

TRAFFIC CONTROL PLANS FOR:

**WATER GROUP 616
 UNIVERSITY AVENUE
 (STAGE 4)**

CITY OF SAN DIEGO, CALIFORNIA ENGINEERING AND CAPITAL PROJECTS DEPARTMENT SHEET 9 OF 15 SHEETS				WATER WBS B-00018 SEWER WBS
APPROVED: <i>Ahmed Abou-Elmehdi</i> 02/27/2013 FOR CITY ENGINEER				SUBMITTED BY: JOE MYERS ASSOCIATE ENGINEER
DESCRIPTION	BY	APPROVED	DATE	CHECKED BY:
ORIGINAL	LLG			DEAN EVANS PROJECT ENGINEER
				XXXX-XXXX CCS27 COORDINATE
				6280407-1842444 CCS83 COORDINATE
CONTRACTOR _____ DATE STARTED _____				35594-T09-D
INSPECTOR _____ DATE COMPLETED _____				

*****NIGHT WORK*****
 PIPELINE CONSTRUCTION
 WORK HOURS 9:00 PM TO 5:00 AM



TEMPORARY CONSTRUCTION SIGNS (THIS SHEET ONLY)

END ROAD WORK G20-2	← DETOUR M4-10(LT)	W4-2(RT)	ROAD WORK AHEAD W20-1
LANE CLOSED C30(CA)	→ DETOUR M4-10(RT)	W4-1(MOD)	DETOUR AHEAD W20-2
END DETOUR M4-8a	ROAD CLOSED TO THRU TRAFFIC R11-2	W11-1	RIGHT LANE CLOSED AHEAD W20-5(RT)
RIGHT LANE MUST TURN RIGHT R3-7(RT)	ROAD CLOSED R11-4	W16-1	ROAD CLOSED AHEAD W20-3
	ROAD CLOSED SC3(CA)		LEFT TURN LANE CLOSED AHEAD W20-5(LT) (MOD)
			RIGHT ONLY R3-5(RT)
			KEEP RIGHT R4-7a

TRAFFIC CONTROL DESIGN SPEED
 58TH STREET = 25 MPH
 UNIVERSITY AVENUE = 40 MPH

NOTES THIS SHEET

- 1) DELINEATORS SHALL BE PLACED AT 25' INTERVALS.
- 2) DELINEATORS SHALL BE PLACED AT 10' INTERVALS.
- 3) CONTRACTOR SHALL MAINTAIN A 4' CLEAR PATH FOR PEDESTRIAN ACCESS.
- 4) CONTRACTOR SHALL SET TO RED FLASH THE EXISTING TRAFFIC SIGNAL AT 58TH STREET/ UNIVERSITY AVENUE INTERSECTION. ALL OTHER SIGNALS SHALL REMAIN OPERATIONAL.
- 5) SEE DETOUR PLAN THIS SHEET.

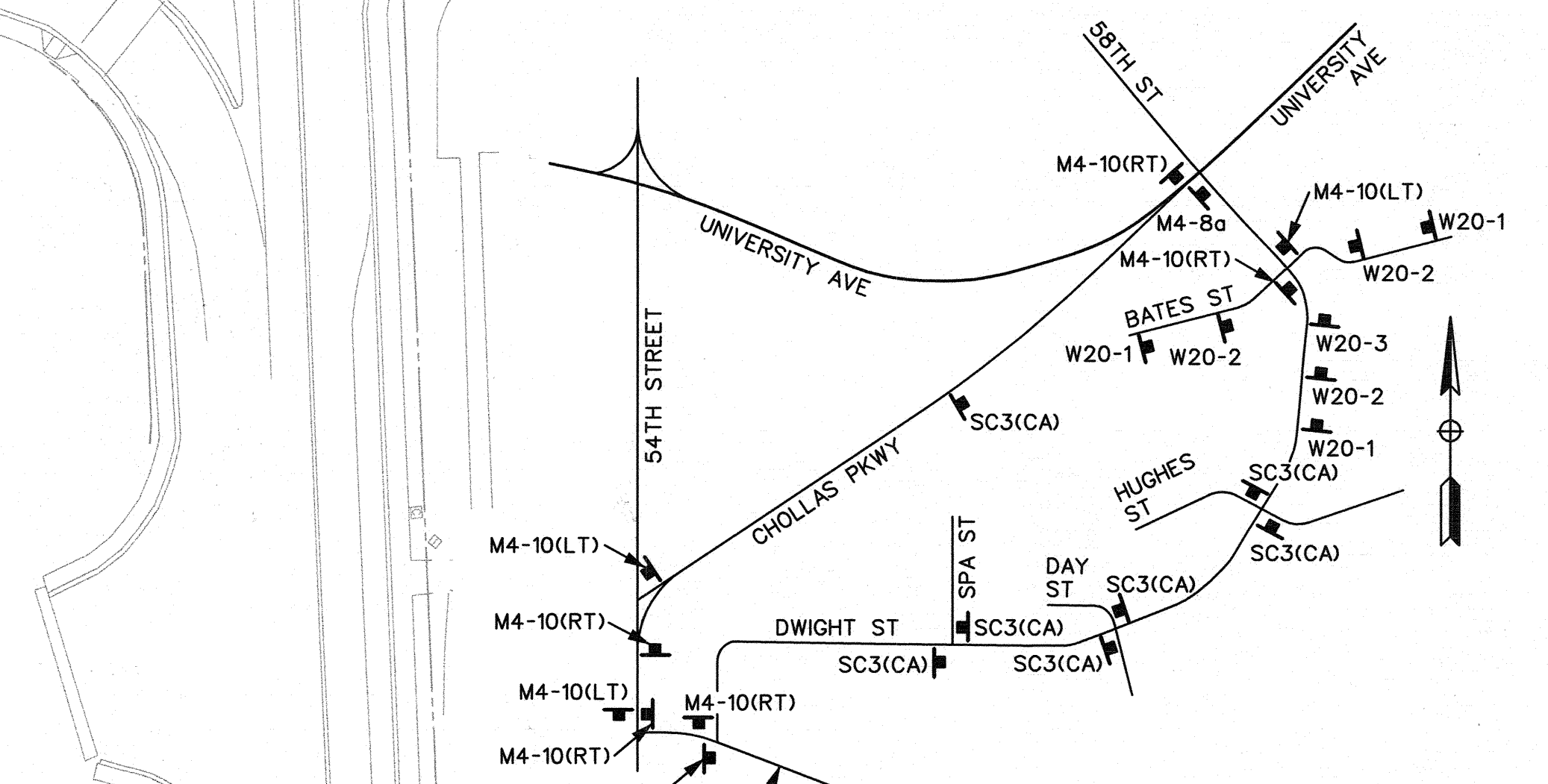

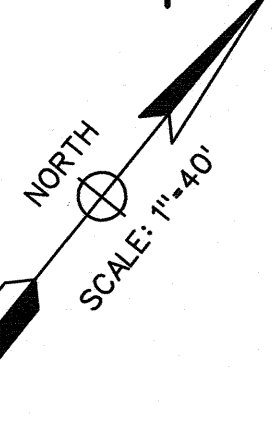
DECLARATION OF RESPONSIBLE CHARGE

I HEREBY DECLARE THAT I AM THE ENGINEER OF WORK FOR THIS PROJECT, THAT I HAVE EXERCISED RESPONSIBLE CHARGE OVER THE DESIGN OF THE PROJECT AS DEFINED IN SECTION 6703 OF THE BUSINESS AND PROFESSIONS CODE, AND THAT THE DESIGN IS CONSISTENT WITH CURRENT STANDARDS.

I UNDERSTAND THAT THE CHECK OF PROJECT DRAWINGS AND SPECIFICATIONS BY THE CITY OF SAN DIEGO IS CONFINED TO A REVIEW ONLY AND DOES NOT RELIEVE ME, AS ENGINEER OF WORK, OF MY RESPONSIBILITIES FOR PROJECT DESIGN.

ENGINEER OF WORK

JOHN P. KEATING R.C.E. 43595 DATE 1/31/13



DETOUR PLAN 5
NOT TO SCALE

NOTE
 FOR TRAFFIC CONTROL GENERAL NOTES AND LEGEND SEE SHEET 1.

LINSCOTT, LAW & GREENSPAN, ENGINEERS
 4542 Ruffner Street, Suite 100
 San Diego, Ca 92111
 (858)300-8800 (PH) (858)300-8810 (FX)

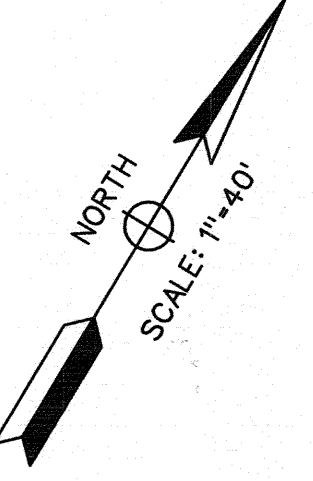
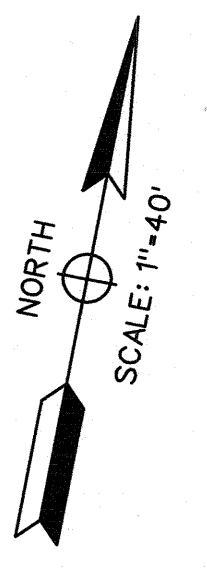
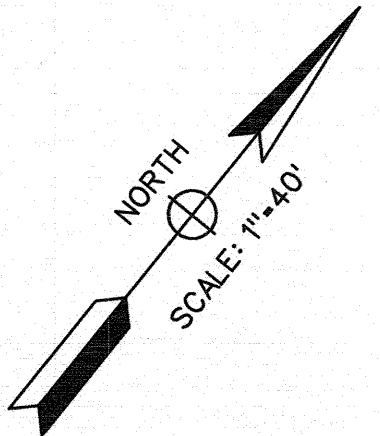
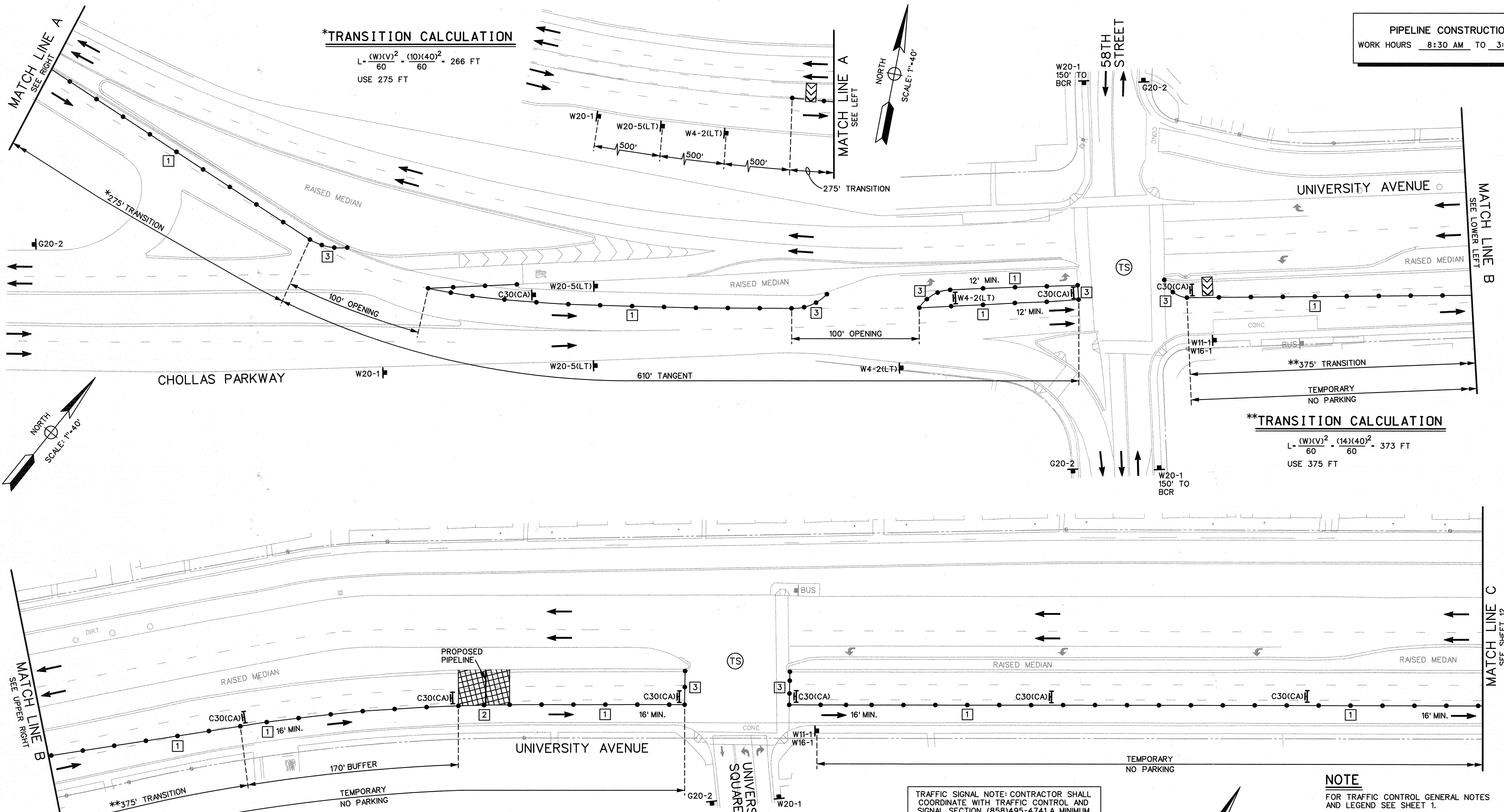
LLG 3-076350-33.1	TC10-6350-33ST05.DGN	1/31/13
Designed By: JSM	Drawn By: DVS	Checked By: JPK

TRAFFIC CONTROL PLANS FOR:				T-10	
WATER GROUP 616 UNIVERSITY AVENUE (STAGE 5)					
CITY OF SAN DIEGO, CALIFORNIA ENGINEERING AND CAPITAL PROJECTS DEPARTMENT SHEET 10 OF 15 SHEETS			WATER WBS B-0001B SEWER WBS		
FOR CITY ENGINEER			SUBMITTED BY: JOE MYERS ASSOCIATE ENGINEER		
DESCRIPTION	BY	APPROVED	DATE	FILMED	CHECKED BY: DEAN EVANS PROJECT ENGINEER
ORIGINAL	LLG		02/27/2013		
					300X-300X CCS27 COORDINATE
					6280407-1842444 CCS83 COORDINATE
CONTRACTOR	DATE STARTED	35594-T10-D			
INSPECTOR	DATE COMPLETED				

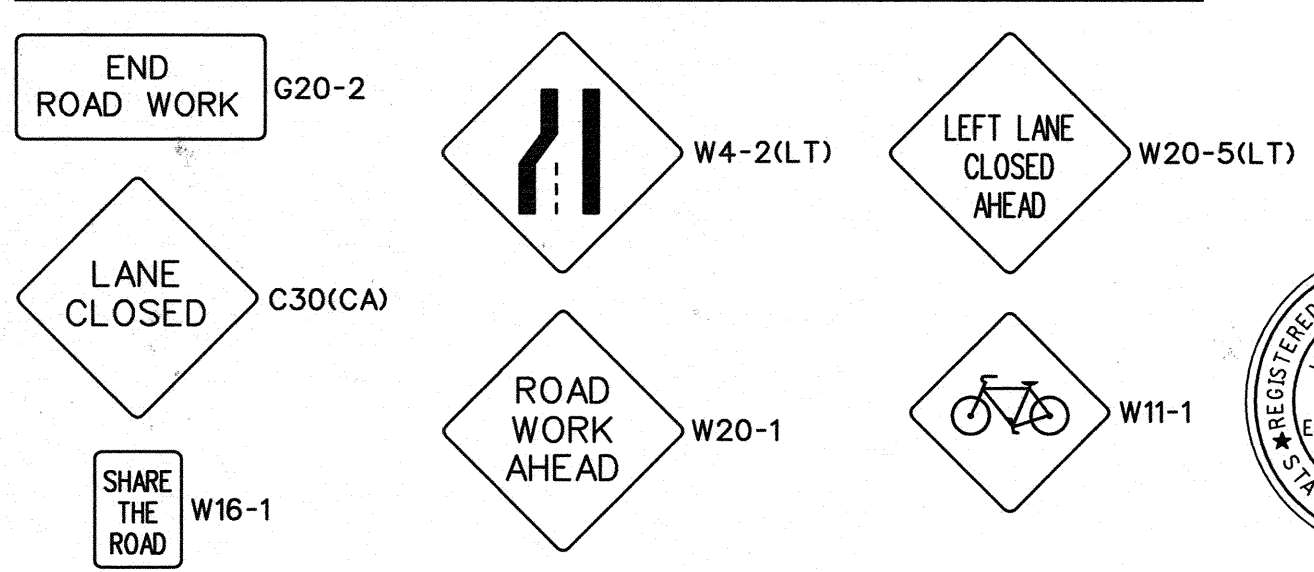
PIPELINE CONSTRUCTION
WORK HOURS 8:30 AM TO 3:30 PM

***TRANSITION CALCULATION**
 $L = \frac{(W)(V)^2}{60} = \frac{(10)(40)^2}{60} = 266 \text{ FT}$
 USE 275 FT

****TRANSITION CALCULATION**
 $L = \frac{(W)(V)^2}{60} = \frac{(14)(40)^2}{60} = 373 \text{ FT}$
 USE 375 FT



TEMPORARY CONSTRUCTION SIGNS (THIS SHEET ONLY)



DECLARATION OF RESPONSIBLE CHARGE

HEREBY DECLARE THAT I AM THE ENGINEER OF WORK FOR THIS PROJECT, THAT I HAVE EXERCISED RESPONSIBLE CHARGE OVER THE DESIGN OF THE PROJECT AS DEFINED IN SECTION 6703 OF THE BUSINESS AND PROFESSIONS CODE, AND THAT THE DESIGN IS CONSISTENT WITH CURRENT STANDARDS.
 I UNDERSTAND THAT THE CHECK OF PROJECT DRAWINGS AND SPECIFICATIONS BY THE CITY OF SAN DIEGO IS CONFINED TO A REVIEW ONLY AND DOES NOT RELIEVE ME, AS ENGINEER OF WORK, OF MY RESPONSIBILITIES FOR PROJECT DESIGN.

ENGINEER OF WORK

John P. Keating
 JOHN P. KEATING R.C.E. 43595 DATE 1/31/13



TRAFFIC SIGNAL NOTE: CONTRACTOR SHALL COORDINATE WITH TRAFFIC CONTROL AND SIGNAL SECTION (858)495-4741 A MINIMUM OF 5 (FIVE) WORKING DAYS PRIOR TO WORK AFFECTING A TRAFFIC SIGNAL.
 TRAFFIC SIGNAL TO REMAIN OPERATIONAL

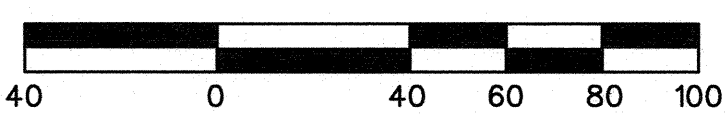
NOTES THIS SHEET

- 1 DELINEATORS SHALL BE PLACED AT 25' INTERVALS.
- 2 DELINEATORS SHALL BE PLACED AT 20' INTERVALS.
- 3 DELINEATORS SHALL BE PLACED AT 10' INTERVALS.

LINSCOTT LAW & GREENSPAN ENGINEERS
 4542 Ruffner Street, Suite 100
 San Diego, Ca 92111
 (858)300-8800 (PH) (858)300-8810 (FX)

LLG 3-076350-33.1	TC11-6350-33ST06.DGN	1/31/13
Designed By: JSM	Drawn By: DVS	Checked By: JPK

TRAFFIC CONTROL DESIGN SPEED
 58TH STREET = 25 MPH
 UNIVERSITY AVENUE = 40 MPH



NOTE
 FOR TRAFFIC CONTROL GENERAL NOTES AND LEGEND SEE SHEET 1.

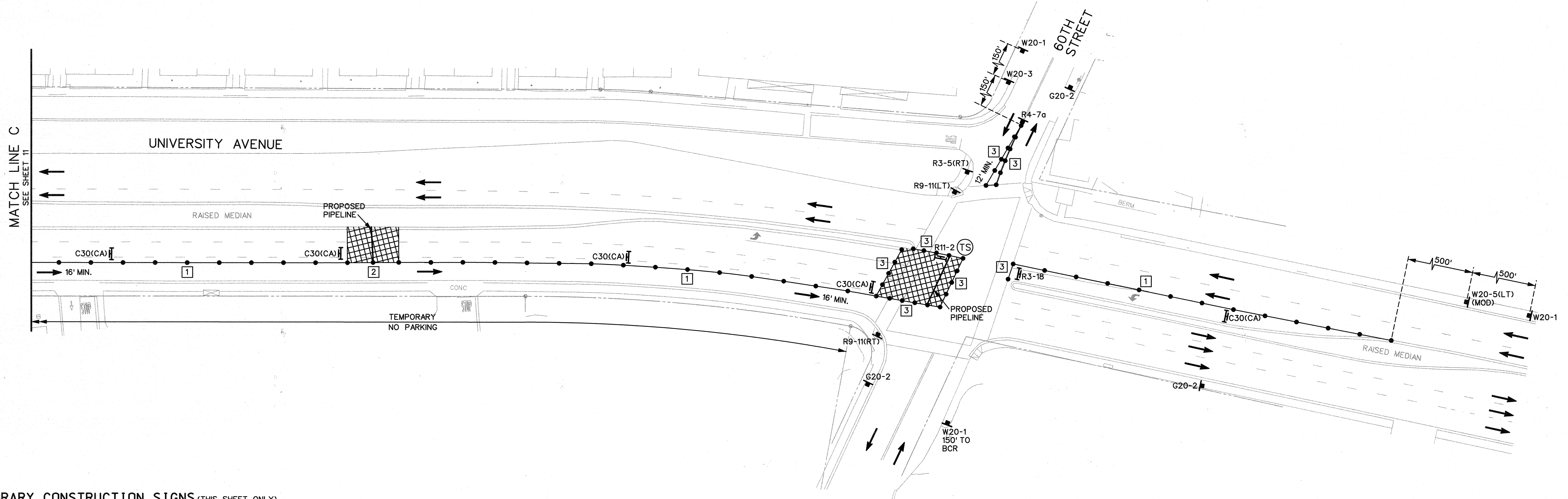
TRAFFIC CONTROL PLANS FOR:

**WATER GROUP 616
UNIVERSITY AVENUE
(STAGE 6)**

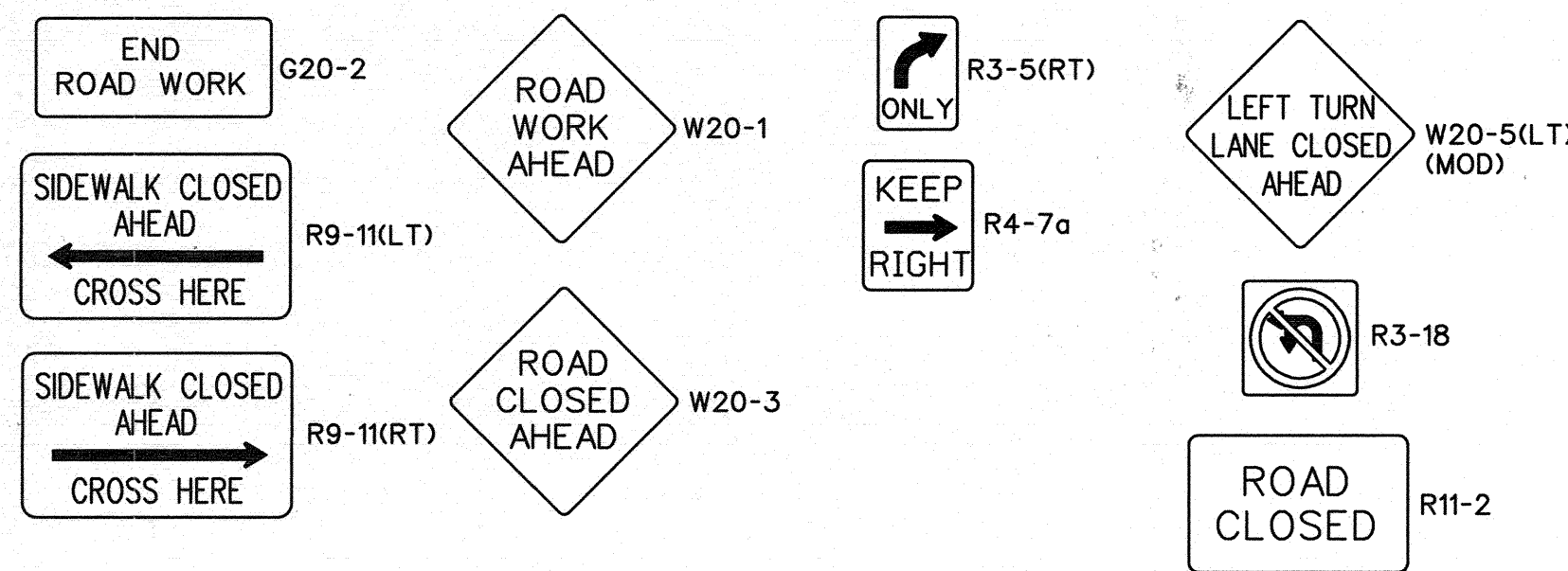
CITY OF SAN DIEGO, CALIFORNIA ENGINEERING AND CAPITAL PROJECTS DEPARTMENT SHEET 11 OF 15 SHEETS		WATER WBS B-00018 SEWER WBS
FOR CITY ENGINEER	DATE	SUBMITTED BY
<i>Amjed Honahwi</i>	02/27/2013	JOE MYERS ASSOCIATE ENGINEER
DESCRIPTION	BY	APPROVED
ORIGINAL	LLG	DATE
		FILMED
CHECKED BY:		DEAN EVANS PROJECT ENGINEER
		XXX-XXXX CCS87 COORDINATE
		8280407-1842444 CCS83 COORDINATE
CONTRACTOR	DATE STARTED	35594-T11-D
INSPECTOR	DATE COMPLETED	

PIPELINE CONSTRUCTION
 WORK HOURS 8:30 AM TO 3:30 PM

TRAFFIC SIGNAL NOTE: CONTRACTOR SHALL COORDINATE WITH TRAFFIC CONTROL AND SIGNAL SECTION (858)495-4741 A MINIMUM OF 5 (FIVE) WORKING DAYS PRIOR TO WORK AFFECTING A TRAFFIC SIGNAL.
 TRAFFIC SIGNAL TO REMAIN OPERATIONAL



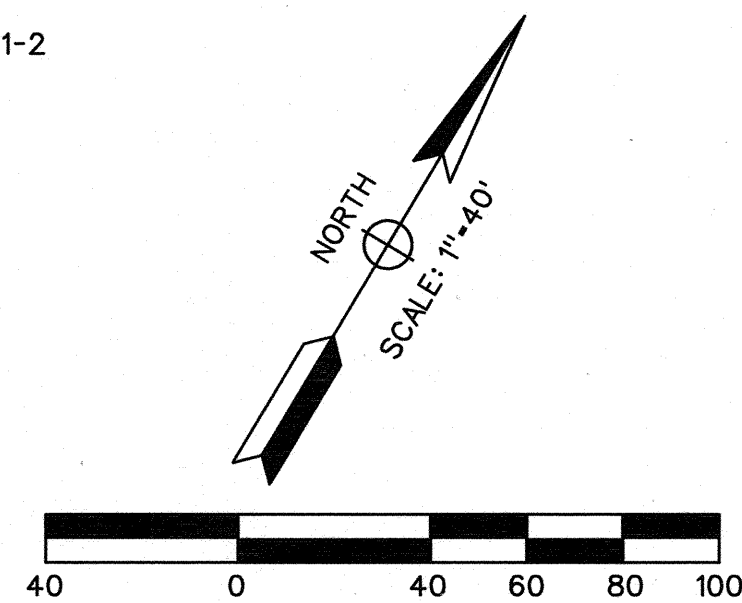
TEMPORARY CONSTRUCTION SIGNS (THIS SHEET ONLY)



NOTES THIS SHEET

- 1 DELINEATORS SHALL BE PLACED AT 25' INTERVALS.
- 2 DELINEATORS SHALL BE PLACED AT 20' INTERVALS.
- 3 DELINEATORS SHALL BE PLACED AT 10' INTERVALS.

TRAFFIC CONTROL DESIGN SPEED
 UNIVERSITY AVENUE = 40 MPH



DECLARATION OF RESPONSIBLE CHARGE

I HEREBY DECLARE THAT I AM THE ENGINEER OF WORK FOR THIS PROJECT, THAT I HAVE EXERCISED RESPONSIBLE CHARGE OVER THE DESIGN OF THE PROJECT AS DEFINED IN SECTION 6703 OF THE BUSINESS AND PROFESSIONS CODE, AND THAT THE DESIGN IS CONSISTENT WITH CURRENT STANDARDS.

I UNDERSTAND THAT THE CHECK OF PROJECT DRAWINGS AND SPECIFICATIONS BY THE CITY OF SAN DIEGO IS CONFINED TO A REVIEW ONLY AND DOES NOT RELIEVE ME, AS ENGINEER OF WORK, OF MY RESPONSIBILITIES FOR PROJECT DESIGN.

ENGINEER OF WORK

John P. Keating
 JOHN P. KEATING R.C.E. 43595 DATE 1/31/13



LINSCOTT, LAW & GREENSPAN, ENGINEERS
 4542 Ruffner Street, Suite 100
 San Diego, Ca 92111
 (858)300-8800 (PH) (858)300-8810 (FX)

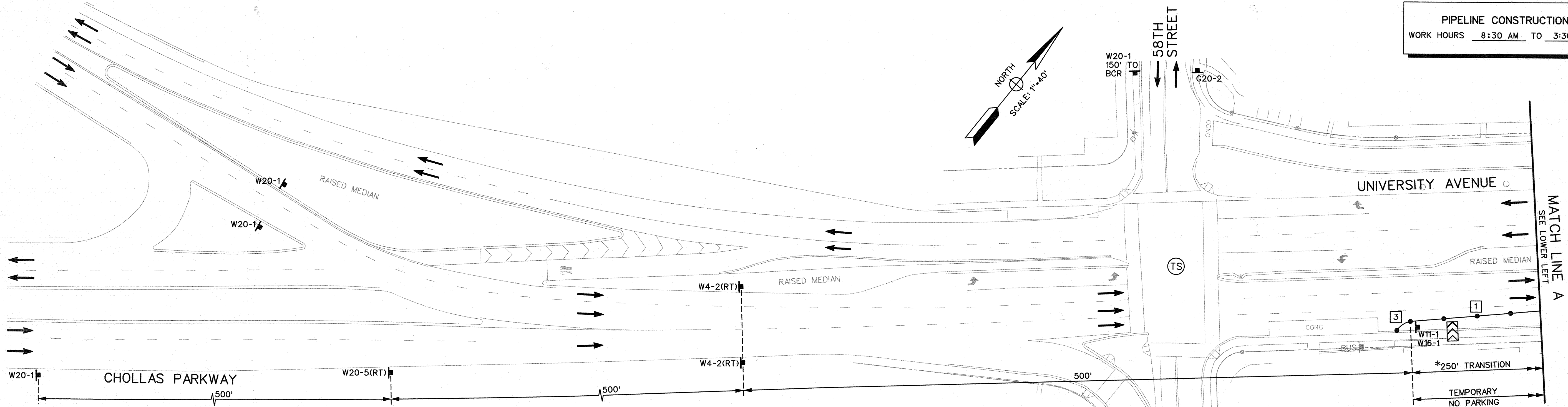
LLG 3-076350-33.1	TC12-6350-33ST06.DGN	1/31/13
Designed By: JSM	Drawn By: DVS	Checked By: JPK

NOTE
 FOR TRAFFIC CONTROL GENERAL NOTES AND LEGEND SEE SHEET 1.

T-12

TRAFFIC CONTROL PLANS FOR:				
WATER GROUP 616				
UNIVERSITY AVENUE				
(STAGE 6)				
CITY OF SAN DIEGO, CALIFORNIA ENGINEERING AND CAPITAL PROJECTS DEPARTMENT SHEET 12 OF 15 SHEETS				WATER WBS B-00018 SEWER WBS
FOR CITY ENGINEER				SUBMITTED BY: JOE MYERS ASSOCIATE ENGINEER
DATE: 02/27/2013				CHECKED BY: DEAN EVANS PROJECT ENGINEER
DESCRIPTION	BY	APPROVED	DATE	FILMED
ORIGINAL	LLG			
CONTRACTOR				DATE STARTED
INSPECTOR				DATE COMPLETED
				35594-T12-D

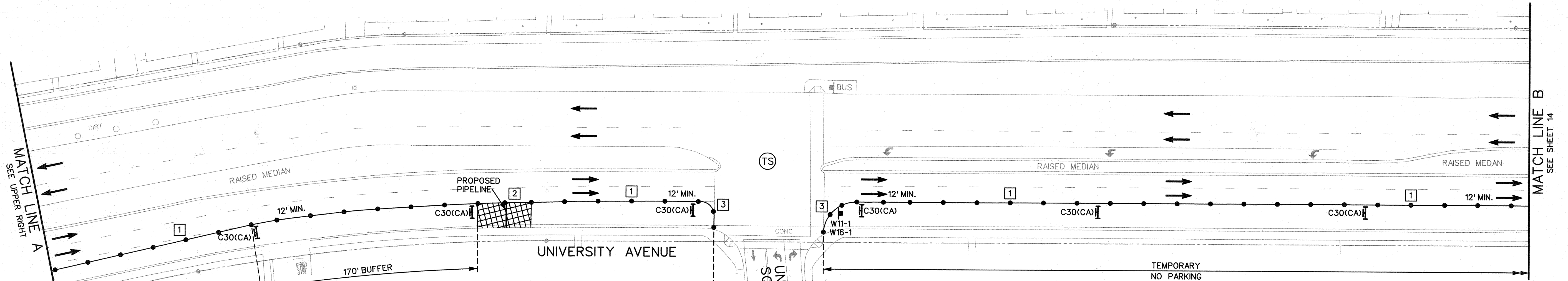
PIPELINE CONSTRUCTION
 WORK HOURS 8:30 AM TO 3:30 PM



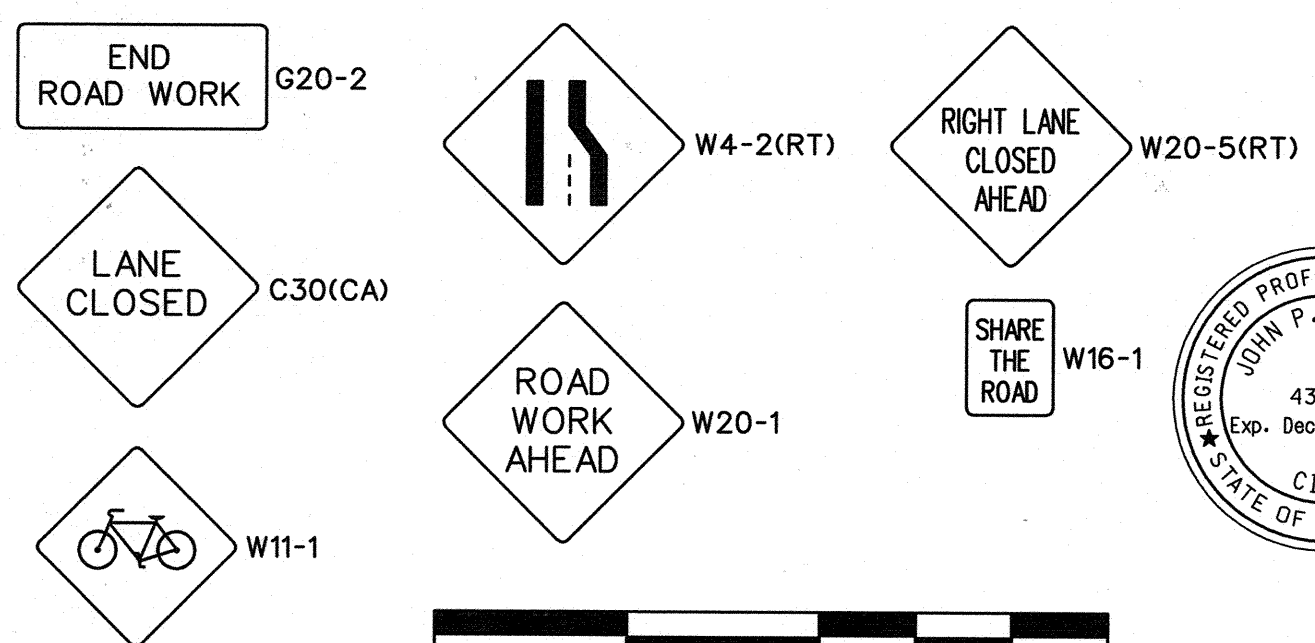
***TRANSITION CALCULATION**

$$L = \frac{(W)(V)^2}{60} - \frac{(9)(40)^2}{60} = 240 \text{ FT}$$

USE 250 FT



TEMPORARY CONSTRUCTION SIGNS (THIS SHEET ONLY)



DECLARATION OF RESPONSIBLE CHARGE

I HEREBY DECLARE THAT I AM THE ENGINEER OF WORK FOR THIS PROJECT, THAT I HAVE EXERCISED RESPONSIBLE CHARGE OVER THE DESIGN OF THE PROJECT AS DEFINED IN SECTION 6703 OF THE BUSINESS AND PROFESSIONS CODE, AND THAT THE DESIGN IS CONSISTENT WITH CURRENT STANDARDS.

I UNDERSTAND THAT THE CHECK OF PROJECT DRAWINGS AND SPECIFICATIONS BY THE CITY OF SAN DIEGO IS CONFINED TO A REVIEW ONLY AND DOES NOT RELIEVE ME, AS ENGINEER OF WORK, OF MY RESPONSIBILITIES FOR PROJECT DESIGN.



ENGINEER OF WORK
 JOHN P. KEATING R.C.E. 43595 DATE 1/31/13

TRAFFIC SIGNAL NOTE: CONTRACTOR SHALL COORDINATE WITH TRAFFIC CONTROL AND SIGNAL SECTION (858)495-4741 A MINIMUM OF 5 (FIVE) WORKING DAYS PRIOR TO WORK AFFECTING A TRAFFIC SIGNAL.
 TRAFFIC SIGNAL TO REMAIN OPERATIONAL

NOTES THIS SHEET

- 1 DELINEATORS SHALL BE PLACED AT 25' INTERVALS.
- 2 DELINEATORS SHALL BE PLACED AT 20' INTERVALS.
- 3 DELINEATORS SHALL BE PLACED AT 10' INTERVALS.

LINSCOTT LAW & GREENSPAN, ENGINEERS
 4542 Ruffner Street, Suite 100
 San Diego, Ca 92111
 (858)300-8800 (PH) (858)300-8810 (FX)

LLG 3-076350-33.1 TC13-6350-33ST07.DGN 1/31/13
 Designed By: JSM Drawn By: DVS Checked By: JPK

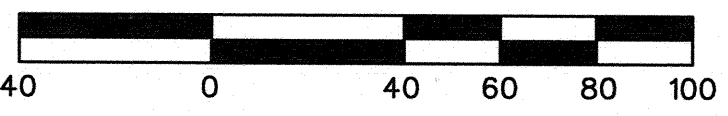
NOTE
 FOR TRAFFIC CONTROL GENERAL NOTES AND LEGEND SEE SHEET 1.

TRAFFIC CONTROL PLANS FOR:

WATER GROUP 616 UNIVERSITY AVENUE (STAGE 7)

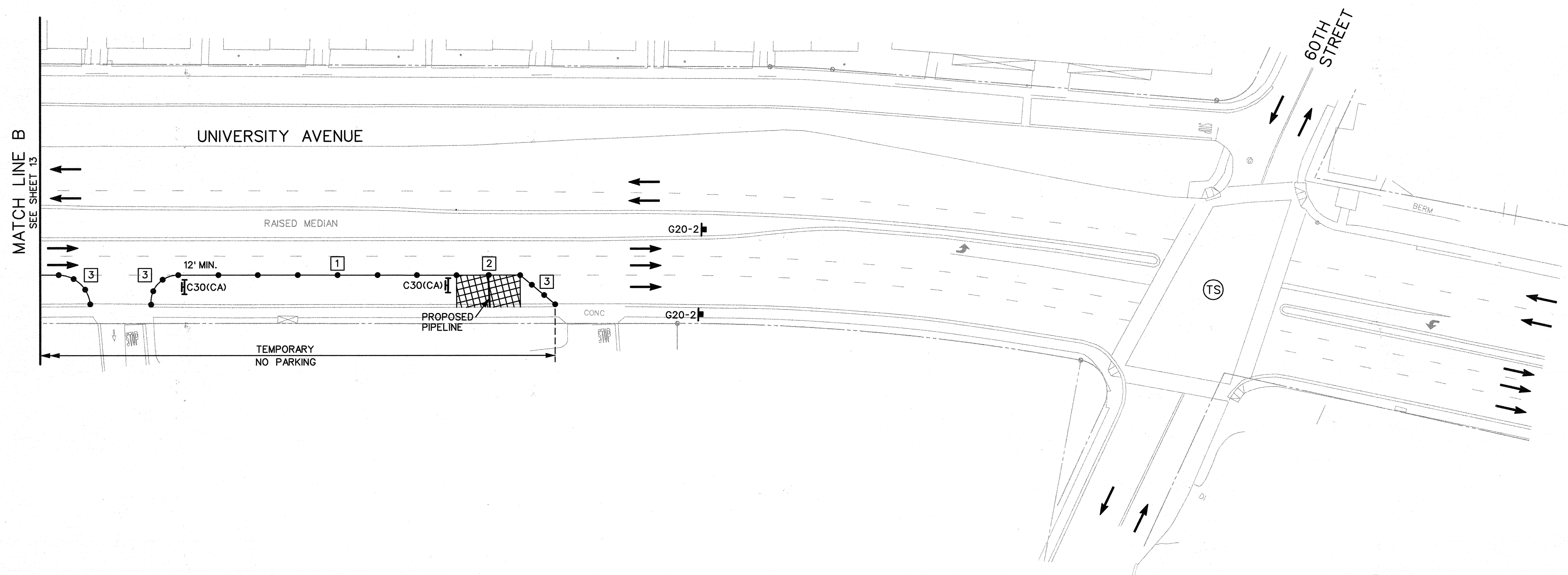
CITY OF SAN DIEGO, CALIFORNIA ENGINEERING AND CAPITAL PROJECTS DEPARTMENT SHEET 13 OF 15 SHEETS		WATER WBS: B-00018 SEWER WBS:
FOR CITY ENGINEER: <i>Ahmed Borahawi</i> 02/27/2013	DATE	ISSUED BY: JOE MYERS ASSOCIATE ENGINEER
DESCRIPTION	BY	APPROVED
ORIGINAL	LLG	
DATE	FILMED	CHECKED BY: DEAN EVANS PROJECT ENGINEER
		XXX-XXXX CCS27 COORDINATE
		699407-182444 CCS83 COORDINATE
CONTRACTOR	DATE STARTED	35594-T13-D
INSPECTOR	DATE COMPLETED	

TRAFFIC CONTROL DESIGN SPEED
 58TH STREET - 25 MPH
 UNIVERSITY AVENUE - 40 MPH



PIPELINE CONSTRUCTION
 WORK HOURS 8:30 AM TO 3:30 PM

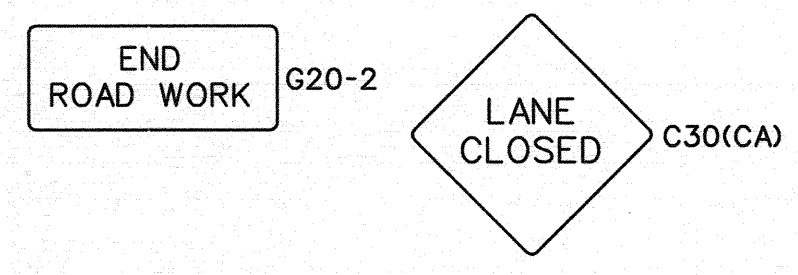
TRAFFIC SIGNAL NOTE: CONTRACTOR SHALL COORDINATE WITH TRAFFIC CONTROL AND SIGNAL SECTION (858)495-4741 A MINIMUM OF 5 (FIVE) WORKING DAYS PRIOR TO WORK AFFECTING A TRAFFIC SIGNAL.
 TRAFFIC SIGNAL TO REMAIN OPERATIONAL



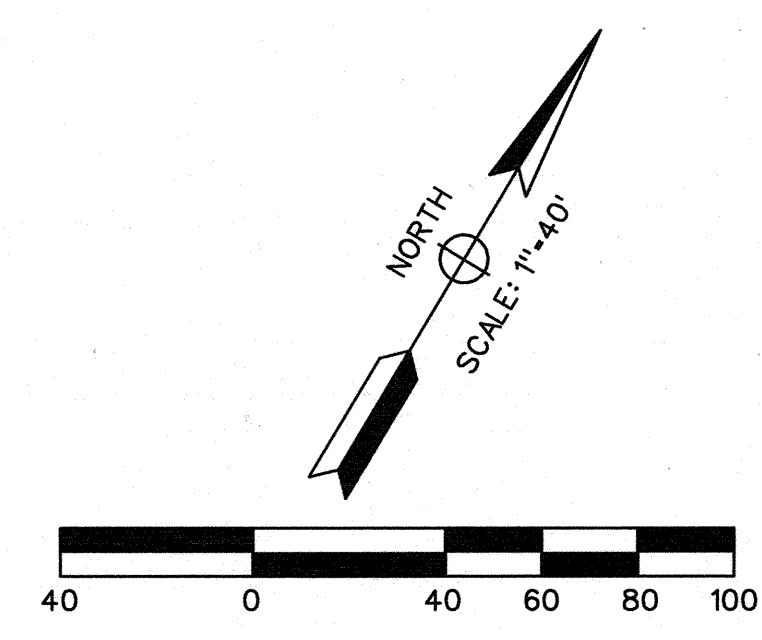
NOTE
 FOR TRAFFIC CONTROL GENERAL NOTES AND LEGEND SEE SHEET 1.

T-14

TEMPORARY CONSTRUCTION SIGNS (THIS SHEET ONLY)



TRAFFIC CONTROL DESIGN SPEED
 UNIVERSITY AVENUE = 40 MPH



DECLARATION OF RESPONSIBLE CHARGE

I HEREBY DECLARE THAT I AM THE ENGINEER OF WORK FOR THIS PROJECT, THAT I HAVE EXERCISED RESPONSIBLE CHARGE OVER THE DESIGN OF THE PROJECT AS DEFINED IN SECTION 6703 OF THE BUSINESS AND PROFESSIONS CODE, AND THAT THE DESIGN IS CONSISTENT WITH CURRENT STANDARDS.

I UNDERSTAND THAT THE CHECK OF PROJECT DRAWINGS AND SPECIFICATIONS BY THE CITY OF SAN DIEGO IS CONFINED TO A REVIEW ONLY AND DOES NOT RELIEVE ME, AS ENGINEER OF WORK, OF MY RESPONSIBILITIES FOR PROJECT DESIGN.

ENGINEER OF WORK

John P. Keating
 JOHN P. KEATING R.C.E. 43595 DATE 1/31/13

NOTES THIS SHEET

- 1 DELINEATORS SHALL BE PLACED AT 25' INTERVALS.
- 2 DELINEATORS SHALL BE PLACED AT 20' INTERVALS.
- 3 DELINEATORS SHALL BE PLACED AT 10' INTERVALS.

LINSCOTT, LAW & GREENSPAN, ENGINEERS
 4542 Ruffner Street, Suite 100
 San Diego, Ca 92111
 (858)300-8800 (PH) (858)300-8810 (FX)

LLG 3-076350-33.1	TC14-6350-33STG7.DGN	1/31/13
Designed By: JSM	Drawn By: DVS	Checked By: JPK

TRAFFIC CONTROL PLANS FOR:

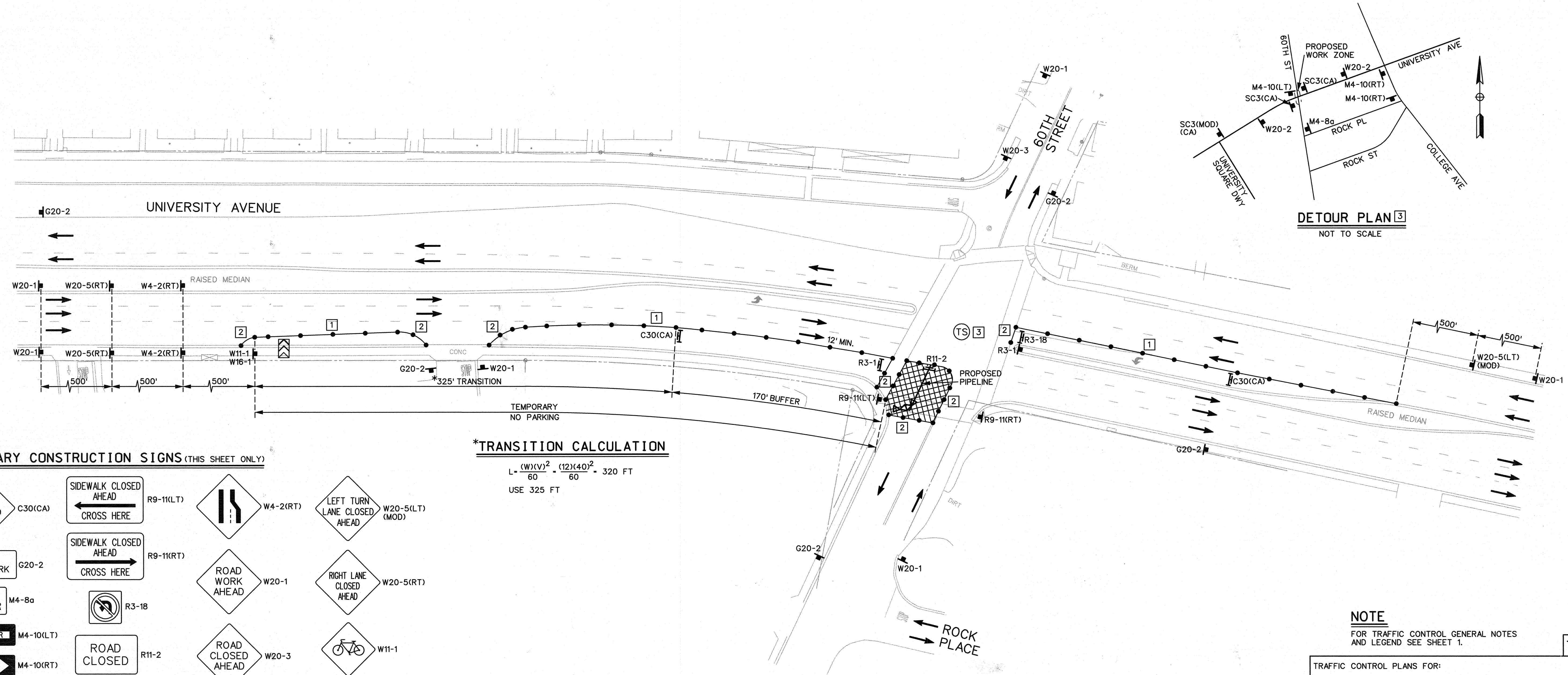
**WATER GROUP 616
 UNIVERSITY AVENUE
 (STAGE 7)**

CITY OF SAN DIEGO, CALIFORNIA ENGINEERING AND CAPITAL PROJECTS DEPARTMENT SHEET 14 OF 15 SHEETS		WATER WBS B-00018 SEWER WBS
FOR CITY ENGINEER <i>Ahmed Hammad</i> 02/27/2013	DATE	SUBMITTED BY JOE MYERS ASSOCIATE ENGINEER
DESCRIPTION	BY	APPROVED
ORIGINAL	LLG	
		DATE
		FILMED
CONTRACTOR	DATE STARTED	35594-T14-D
INSPECTOR	DATE COMPLETED	

PIPELINE CONSTRUCTION
 WORK HOURS 8:30 AM TO 3:30 PM

TRAFFIC SIGNAL NOTE: CONTRACTOR SHALL COORDINATE WITH TRAFFIC CONTROL AND SIGNAL SECTION (858)495-4741 A MINIMUM OF 5 (FIVE) WORKING DAYS PRIOR TO WORK AFFECTING A TRAFFIC SIGNAL.
 TRAFFIC SIGNAL TO REMAIN OPERATIONAL

DETOUR PLAN 3
 NOT TO SCALE

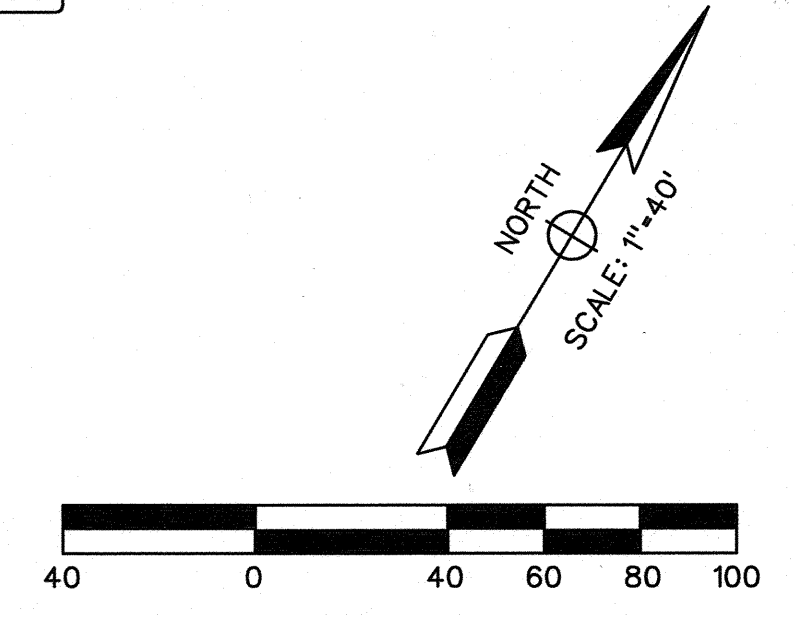


TEMPORARY CONSTRUCTION SIGNS (THIS SHEET ONLY)

***TRANSITION CALCULATION**
 $L = \frac{(W)(V)^2}{60} = \frac{(12)(40)^2}{60} = 320 \text{ FT}$
 USE 325 FT

- NOTES THIS SHEET**
- DELINEATORS SHALL BE PLACED AT 25' INTERVALS.
 - DELINEATORS SHALL BE PLACED AT 10' INTERVALS.
 - SEE DETOUR PLAN THIS SHEET.

TRAFFIC CONTROL DESIGN SPEED
 UNIVERSITY AVENUE = 40 MPH



DECLARATION OF RESPONSIBLE CHARGE

I HEREBY DECLARE THAT I AM THE ENGINEER OF WORK FOR THIS PROJECT, THAT I HAVE EXERCISED RESPONSIBLE CHARGE OVER THE DESIGN OF THE PROJECT AS DEFINED IN SECTION 6703 OF THE BUSINESS AND PROFESSIONS CODE, AND THAT THE DESIGN IS CONSISTENT WITH CURRENT STANDARDS.

ENGINEER OF WORK

JOHN P. KEATING R.C.E. 43595

DATE 1/31/13

LINSCOTT, LAW & GREENSPAN, ENGINEERS
 4542 Ruffner Street, Suite 100
 San Diego, Ca 92111
 (858)300-8800 (PH) (858)300-8810 (FX)

LLG 3-076350-33.1	TC15-6350-33STGB.DGN	1/31/13
Designed By: JSM	Drawn By: DVS	Checked By: JPK

NOTE
 FOR TRAFFIC CONTROL GENERAL NOTES AND LEGEND SEE SHEET 1.

T-15

TRAFFIC CONTROL PLANS FOR:		WATER GROUP 616 UNIVERSITY AVENUE (STAGE B)	
CITY OF SAN DIEGO, CALIFORNIA ENGINEERING AND CAPITAL PROJECTS DEPARTMENT SHEET 15 OF 15 SHEETS		WATER WBS 8-00018 SEWER WBS	
FOR CITY ENGINEER: <i>Ahmed Aburakab</i> 02/13/2013		SUBMITTED BY: JOE MYERS ASSOCIATE ENGINEER	
DESCRIPTION	BY	APPROVED	DATE
ORIGINAL	LLG		
CONTRACTOR		DATE STARTED	DATE COMPLETED
INSPECTOR			
		35594-T15-D	