

# City

Ms. Marla Jahshan, President  
PAL General Engineering, Inc.

5374 Eastgate Mall

San Diego, CA 92121

P. 858-638-7100 F. 858-638-7102

CONTRACTOR'S NAME: \_\_\_\_\_

ADDRESS: \_\_\_\_\_

TELEPHONE NO.: \_\_\_\_\_

CITY CONTACT: CLAUDIA ABARCA – Contract Specialist, Email: cabarca@sandiego.gov

Phone No. (619) 533-3439, Fax No. (619) 533-3633

J SORIANO / B DORINGO / LS

## COPY



# CONTRACT DOCUMENTS

## FOR

### BANNOCK AVENUE NEIGHBORHOOD STREETScape ENHANCEMENTS

VOLUME 1 OF 2

BID NO.: K-13-5719-DBB-3

SAP NO. (WBS/IO/CC): B-10027

CLIENT DEPARTMENT: 2114

COUNCIL DISTRICT: 6

PROJECT TYPE: CC / CA

**THIS CONTRACT IS SUBJECT TO THE FOLLOWING:**

- THE CITY'S SUBCONTRACTING PARTICIPATION REQUIREMENTS FOR SLBE PROGRAM.
- PREVAILING WAGE RATES: STATE  FEDERAL
- THIS IS A PROP 84, INTEGRATED REGIONAL WATER MANAGEMENT IMPLEMENTATION GRANTS FUNDED CONTRACT THROUGH THE DEPARTMENT OF WATER RESOURCES OF THE STATE OF CALIFORNIA.

**BID DUE DATE:**

**2:00PM**

**MAY 21, 2013**

**CITY OF SAN DIEGO**

**PUBLIC WORKS DEPARTMENT**

**1010 SECOND AVENUE, SUITE 1400, MS 614C**

**SAN DIEGO, CA 92101**

# ENGINEER OF WORK

The engineering Specifications and Special Provisions contained herein have been prepared by or under the direction of the following Registered Engineer:


Jan Batt

For City Engineer

2/28/13

Date

Seal:



## TABLE OF CONTENTS

1. NOTICE INVITING BIDS.....	4-17
2. CONTRACT FORMS AGREEMENT.....	18-20
3. CONTRACT/AGREEMENTS ATTACHMENTS: .....	21
1. Performance Bond and Labor and Materialmen’s Bond.....	22-23
2. Drug-Free Workplace.....	24
3. American with Disabilities Act (ADA) Compliance Certification .....	25
4. Contractor Standards - Pledge of Compliance Certificate.....	26
5. Affidavit of Disposal Certificate .....	27
6. Funding Agency Provisions .....	28
1. State Requirements for Contracts Subject To State Prevailing Wage Requirements .....	29
4. SUPPLEMENTARY SPECIAL PROVISIONS .....	30-49
5. SUPPLEMENTARY SPECIAL PROVISIONS – APPENDICES.....	50
A. Exemptions.....	51-53
B. Fire Hydrant Meter Program .....	54-68
C. Sample City Invoice .....	69-70
D. Long-Term Re-vegetation Maintenance Contract.....	71-86
E. Location Map .....	87-88

# CITY OF SAN DIEGO, CALIFORNIA

## NOTICE INVITING BIDS

1. **RECEIPT AND OPENING OF BIDS:** Bids will be received at the Public Works Contracting Group at the location, time, and date shown on the cover of these specifications for performing work on **BANNOCK AVENUE NEIGHBORHOOD STREETScape ENHANCEMENTS** (Project).
2. **DESCRIPTION OF WORK:** The Work involves furnishing all labor, materials, equipment, services, and other incidental works and appurtenances for the construction of the Project as described below:

The project proposes to install asphalt paving, previous concrete paving, bioretention cells, perforated and non-perforated 8” PVC underdrain pipes, and 18” diameter RCP storm drain.

**2.1** The Work shall be performed in accordance with:

**2.1.1.** This Notice Inviting Bids and Plans numbered **36701-1-D** through **36701-22-D** and Traffic Control Plans **36701-T-1-D** through **36701-T-13-D**, inclusive.

3. **EQUAL OPPORTUNITY**

**3.1** To The WHITEBOOK, Chapter 10, Sections D and E, DELETE in their entirety and SUBSTITUTE with the following:

**D. CITY’S EQUAL OPPORTUNITY COMMITMENT.**

**1. Nondiscrimination in Contracting Ordinance.**

1. The Contractor, Subcontractors and Suppliers shall comply with requirements of the City’s Nondiscrimination in Contracting Ordinance, San Diego Municipal Code §§22.3501 through 22.3517.

The Contractor shall not discriminate on the basis of race, gender, religion, national origin, ethnicity, sexual orientation, age, or disability in the solicitation, selection, hiring, or treatment of subcontractors, vendors, or suppliers. The Contractor shall provide equal opportunity for subcontractors to participate in subcontracting opportunities. The Contractor understands and agrees that violation of this clause shall be considered a material breach of the contract and may result in contract termination, debarment, or other sanctions.

The Contractor shall include the foregoing clause in all contracts between the Contractor and Subcontractors and Suppliers.

2. Disclosure of Discrimination Complaints. As part of its Bid or Proposal, the Bidder shall provide to the City a list of all instances within the past 10 years where a complaint was filed or pending

against Bidder in a legal or administrative proceeding alleging that Bidder discriminated against its employees, subcontractors, vendors, or suppliers, and a description of the status or resolution of that complaint, including any remedial action taken.

3. Upon the City's request, the Contractor agrees to provide to the City, within 60 days, a truthful and complete list of the names of all Subcontractors and Suppliers that the Contractor has used in the past 5 years on any of its contracts that were undertaken within San Diego County, including the total dollar amount paid by the Contractor for each subcontract or supply contract.
4. The Contractor further agrees to fully cooperate in any investigation conducted by the City pursuant to the City's Nondiscrimination in Contracting Ordinance, Municipal Code §§22.3501 through 22.3517. The Contractor understands and agrees that violation of this clause shall be considered a material breach of the Contract and may result in remedies being ordered against the Contractor up to and including contract termination, debarment and other sanctions for violation of the provisions of the Nondiscrimination in Contracting Ordinance. The Contractor further understands and agrees that the procedures, remedies and sanctions provided for in the Nondiscrimination in Contracting Ordinance apply only to violations of the Ordinance.

**E. EQUAL EMPLOYMENT OPPORTUNITY OUTREACH PROGRAM.**

1. The Contractor, Subcontractors and Suppliers shall comply with the City's Equal Employment Opportunity Outreach Program, San Diego Municipal Code §§22.2701 through 22.2707.

The Contractor shall not discriminate against any employee or applicant for employment on any basis prohibited by law. Contractor shall provide equal opportunity in all employment practices. Prime Contractor shall ensure their subcontractors comply with this program. Nothing in this section shall be interpreted to hold a prime contractor liable for any discriminatory practice of its subcontractors.

The Contractor shall include the foregoing clause in all contracts between the Contractor and Subcontractors and Suppliers.

2. If the Contract is competitively solicited, the selected Bidder shall submit a Work Force Report (Form BB05), within 10 Working Days after receipt by the Bidder of Contract forms to the City for approval as specified in the Notice of Intent to Award letter from the City.
3. If a Work Force Report is submitted, and the City determines there are under-representations when compared to County Labor Force Availability data, the selected Bidder shall submit an Equal Employment Opportunity Plan.

4. If the selected Bidder submits an Equal Employment Opportunity Plan, it shall include the following assurances:
  1. The Contractor shall maintain a working environment free of discrimination, harassment, intimidation and coercion at all sites and in all facilities at which the Contractor's employees are assigned to work.
  2. The Contractor reviews its EEO Policy, at least annually, with all on-site supervisors involved in employment decisions.
  3. The Contractor disseminates and reviews its EEO Policy with all employees at least once a year, posts the policy statement and EEO posters on all company bulletin boards and job sites, and documents every dissemination, review and posting with a written record to identify the time, place, employees present, subject matter, and disposition of meetings.
  4. The Contractor reviews, at least annually, all supervisors' adherence to and performance under the EEO Policy and maintains written documentation of these reviews.
  5. The Contractor discusses its EEO Policy Statement with subcontractors with whom it anticipates doing business, includes the EEO Policy Statement in its subcontracts, and provides such documentation to the City upon request.
  6. The Contractor documents and maintains a record of all bid solicitations and outreach efforts to and from subcontractors, contractor associations and other business associations.
  7. The Contractor disseminates its EEO Policy externally through various media, including the media of people of color and women, in advertisements to recruit, maintains files documenting these efforts, and provides copies of these advertisements to the City upon request.
  8. The Contractor disseminates its EEO Policy to union and community organizations.
  9. The Contractor provides immediate written notification to the City when any union referral process has impeded the Contractor's efforts to maintain its EEO Policy.
  10. The Contractor maintains a current list of recruitment sources, including those outreaching to people of color and women, and provides written notification of employment opportunities to these recruitment sources with a record of the organizations' responses.
  11. The Contractor maintains a current file of names, addresses and phone numbers of each walk-in applicant, including people of color and women, and referrals from unions, recruitment sources, or

community organizations with a description of the employment action taken.

12. The Contractor encourages all present employees, including people of color and women employees, to recruit others.
13. The Contractor maintains all employment selection process information with records of all tests and other selection criteria.
14. The Contractor develops and maintains documentation for on-the-job training opportunities, participates in training programs, or both for all of its employees, including people of color and women, and establishes apprenticeship, trainee, and upgrade programs relevant to the Contractor's employment needs.
15. The Contractor conducts, at least annually, an inventory and evaluation of all employees for promotional opportunities and encourages all employees to seek and prepare appropriately for such opportunities.
16. The Contractor ensures the company's working environment and activities are non-segregated except for providing separate or single-user toilets and necessary changing facilities to assure privacy between the sexes.

#### **4. SUBCONTRACTING PARTICIPATION PERCENTAGES.**

**4.1.** The City has incorporated **mandatory** SLBE-ELBE subcontractor participation percentages to enhance competition and maximize subcontracting opportunities. For the purpose of achieving the mandatory subcontractor participation percentages, a recommended breakdown of the SLBE and ELBE subcontractor participation percentages based upon certified SLBE and ELBE firms has also been provided to achieve the mandatory subcontractor participation percentages:

1. SLBE participation	<b>8.6%</b>
2. ELBE participation	<b>13.7%</b>
3. Total mandatory participation	<b>22.3%</b>

**4.2.** The Bidders are strongly encouraged to attend the Pre-Bid Meeting to better understand the Good Faith Effort requirements of this contract. See the City's document titled "SLBE Program, Instructions For Bidders Completing The Good Faith Effort Submittal" available at: <http://www.sandiego.gov/eoc/>

**4.3.** The Bid will be declared non-responsive if the Bidder fails the following mandatory conditions:

**4.3.1.** Bidder's inclusion of SLBE-ELBE certified subcontractors at the overall mandatory participation percentage identified in this document; OR.

- 4.3.2. Bidder's submission of Good Faith Effort documentation demonstrating the Bidder made a good faith effort to outreach to and include SLBE-ELBE Subcontractors required in this document within 3 Working Day of the Bid opening if the overall mandatory participation percentage is not met.

**5. PRE-BID MEETING:**

- 5.1. There will be a Pre-Bid Meeting to discuss the scope of the Project, bidding requirements, pre-qualification process, and Equal Opportunity Contracting Program requirements and reporting procedures in the Public Works Contracting Group, Conference Room at **1010 Second Avenue, Suite 1400, San Diego, California, 92101** at **10:00 A.M., on APRIL 30th, 2013.**
- 5.2. All potential bidders are encouraged to attend.
- 5.3. To request a copy of the agenda on an alternative format, or to request a sign language or oral interpreter for this meeting, call the Public Works Contracting Group at (619) 533-3450. at least 5 Working Days prior to the Pre-Bid Meeting to ensure availability.

**6. CONTRACTOR REGISTRATION AND ELECTRONIC REPORTING SYSTEM:**

- 6.1. **Prior** to the Award of the Contract or each Task Order, you and your Subcontractors and Suppliers **must** register with Prism®, the City's web-based contract compliance portal at:

<https://pro.prismcompliance.com/default.aspx>.

- 6.2. The City may not award the contract until registration of all subcontractors and suppliers is complete. In the event this requirement is not met within the time frame specified in the Notice of Intent to Award letter, the City reserves the right to rescind the Notice of Award / Intent to Award and to make the award to the next responsive and responsible bidder / proposer.

7. **CONSTRUCTION COST:** The City's estimated construction cost for this contract is **\$1,500,000.**

8. **LOCATION OF WORK:** The location of the Work is as follows:

**The work area is within the Clairemont Community, bound to the North and South by Clairemont Mesa Boulevard and Bannock Avenue, respectively; and Dubois Drive and Frink Avenue to the East and West, respectively**

9. **CONTRACT TIME:** The Contract Time for completion of the Work shall be **150 Working Days.**

10. **CONTRACTOR'S LICENSE CLASSIFICATION:** In accordance with the provisions of California Law, the Contractor shall possess valid appropriate license(s) at the time that the Bid is submitted. Failure to possess the specified license(s) shall render the Bid as **non-responsive** and shall act as a bar to award of the Contract to any Bidder not possessing required license(s) at the time of Bid.



**10.1.** The City has determined the following licensing classification for this contract:

- **CLASS A**

**11. JOINT VENTURE CONTRACTORS.** Provide a copy of the Joint Venture agreement and the Joint Venture license to the City within 10 Working Days after receiving the Contract forms. See 2-1.1.2, “Joint Venture Contractors” in The WHITEBOOK for details.

**12. WAGE RATES:** Prevailing wages are applicable to this contract. See Funding Agency Provisions that follow for more information.

**13. INSURANCE REQUIREMENTS:**

**13.1.** All certificates of insurance and endorsements required by the contract are to be provided upon issuance of the City’s Notice of Intent to Award letter.

**13.2.** Refer to sections 7-3, “LIABILITY INSURANCE”, and 7-4, “WORKERS’ COMPENSATION INSURANCE” of the Supplementary Special Provisions (SSP) for the insurance requirements which must be met.

**14. PREQUALIFICATION OF CONTRACTORS:**

**14.1.** Contractors submitting Bid must be pre-qualified for the total amount proposed, inclusive of all alternate items prior to the date of submittal. Bids from contractors who have not been pre-qualified as applicable and Bids that exceed the maximum dollar amount at which contractors are pre-qualified will be deemed **non-responsive** and ineligible for award. Complete information and prequalification questionnaires are available at:

<http://www.sandiego.gov/cip/bidopps/prequalification.shtml>

**14.2.** The completed questionnaire, financial statement, and bond letter or a copy of the contractor’s SLBE-ELBE certification and bond letter, must be submitted no later than 2 weeks prior to the bid opening to the Public Works Department - Engineering & Capital Project, Prequalification Program, 1010 Second Avenue, Suite 1200, San Diego, CA 92101. For additional information or the answer to questions about the prequalification program, contact David Stucky at 619-533-3474 or [dstucky@sandiego.gov](mailto:dstucky@sandiego.gov).

**15. REFERENCE STANDARDS:** Except as otherwise noted or specified, the Work shall be completed in accordance with the following standards:

Title	Edition	Document Number
Standard Specifications for Public Works Construction (“The GREENBOOK”)	2012	PITS070112-01
City of San Diego Standard Specifications for Public Works Construction (“The WHITEBOOK”)*	2012	PITS070112-02
City of San Diego Standard Drawings*	2012	PITS070112-03
Caltrans Standard Specifications	2010	PITS070112-04

Title	Edition	Document Number
Caltrans Standard Plans	2010	PITS070112-05
California MUTCD	2012	PITS070112-06
City Standard Drawings - Updates Approved For Use (when specified)*	Varies	Varies
Standard Federal Equal Employment Opportunity Construction Contract Specifications and the Equal Opportunity Clause Dated 09-11-84	1984	769023
NOTE: Available online under Engineering Documents and References at: <a href="http://www.sandiego.gov/publicworks/edocref/index.shtml">http://www.sandiego.gov/publicworks/edocref/index.shtml</a>		

- 16. CITY'S RESPONSES AND ADDENDA:** The City at its option, may respond to any or all questions submitted in writing, via letter, or FAX in the form of an addendum. No oral comment shall be of any force or effect with respect to this solicitation. The changes to the Contract Documents through addendum are made effective as though originally issued with the Bid. The Bidders shall acknowledge the receipt of Addenda on the form provided for this purpose in the Bid.
- 17. CITY'S RIGHTS RESERVED:** The City reserves the right to cancel the Notice Inviting Bids at any time, and further reserves the right to reject submitted Bids, without giving any reason for such action, at its sole discretion and without liability. Costs incurred by the Bidder(s) as a result of preparing Bids under the Notice Inviting Bids shall be the sole responsibility of each bidder. The Notice Inviting Bids creates or imposes no obligation upon the City to enter a contract.
- 18. CONTRACT PRICING FORMAT:** This solicitation is for a Lump Sum contract with Unit Price provisions as set forth in the Bid Proposal Form(s), Volume 2.
- 19. SUBMITTAL OF "OR EQUAL" ITEMS:** See Section 4-1.6, "Trade Names or Equals" in The WHITEBOOK and as amended in the SSP.
- 20. AWARD PROCESS:**
- 20.1.** The Award of this contract is contingent upon the Contractor's compliance with all conditions precedent to Award.
  - 20.2.** Upon acceptance of a Bid, the City will prepare contract documents for execution within approximately 21 days of the date of the Bid opening and award the Contract approximately within 7 days of receipt of properly executed Contract, bonds, and insurance documents.
  - 20.3.** This contract will be deemed executed, and effective, only upon the signing of the Contract by the Mayor or designee of the City.
- 21. SUBCONTRACT LIMITATIONS:** The Bidder's attention is directed to Standard Specifications for Public Works Construction, Section 2-3, "SUBCONTRACTS" in The WHITEBOOK and as amended in the SSP which requires the Contractor to self perform the amount therein stipulated. Failure to comply with these requirements may render the Bid **non-responsive** and ineligible for award.

- 22. AVAILABILITY OF PLANS AND SPECIFICATIONS:** Contract Documents may be obtained by visiting the City’s website: <http://www.sandiego.gov/cip>. Plans and Specifications for this contract are also available for review in the office of the City Clerk or Public Works Contracting Group.
- 23. QUESTIONS:**
- 23.1.** The Director (or designee), of the Public Works Department is the officer responsible for opening, examining, and evaluating the competitive Bids submitted to the City for the acquisition, construction and completion of any public improvement except when otherwise set forth in these documents. All questions related to this procurement action shall be addressed to the Public Works Contracting Group, Attention Contract Specialist, 1010 Second Avenue, Suite 1400, San Diego, California, 92101, and Telephone No. (619) 533-3450.
- 23.2.** Questions received less than 14 days prior to the date for opening of Bids may not be answered.
- 23.3.** Interpretations or clarifications considered necessary by the City in response to such questions will be issued by Addenda which will be uploaded to the City’s online bidding service.
- 23.4.** Only questions answered by formal written addenda will be binding. Oral and other interpretations or clarifications will be without legal effect. It is the Bidder's responsibility to become informed of any Addenda that have been issued and to include all such information in its Bid.
- 24. ELIGIBLE BIDDERS:** No person, firm, or corporation shall be allowed to make, file, or be interested in **more** than one (1) Bid for the same work unless alternate Bids are called for. A person, firm or corporation who has submitted a sub-proposal to a Bidder, or who has quoted prices on materials to a Bidder, is not hereby disqualified from submitting a sub-proposal or quoting prices to other Bidders or from submitting a Bid in its own behalf. Any Bidder who submits more than one bid will result in the rejection of all bids submitted.
- 25. SAN DIEGO BUSINESS TAX CERTIFICATE:** The Contractor and Subcontractors, not already having a City of San Diego Business Tax Certificate for the work contemplated shall secure the appropriate certificate from the City Treasurer, Civic Center Plaza, first floor and submit to the Contract Specialist upon request or as specified in the Contract Documents. Tax Identification numbers for both the Bidder and the listed Subcontractors must be submitted on the City provided forms with the Notice Inviting Bids and Contract forms.
- 26. PROPOSAL FORMS:** Bid shall be made only upon the Bidding Documents i.e., Proposal form attached to and forming a part of the specifications. The signature of each person signing shall be in longhand.
- 26.1.** Bidder shall complete and submit all pages in the "Bidding Document" Section (see Volume 2) as their Bid per the schedule given under “Required Documents Schedule,” (see Volume 1). Bidder is requested to retain for their reference other portions of the Contract Documents that are not required to be submitted with the Bid. The entire specifications for the bid package do not need to be submitted with the bid.

- 26.2. The City may require any Bidder to furnish a statement of experience, financial responsibility, technical ability, equipment, and references.
- 26.3. Bids and certain other forms and documents as specified in the Volume 2 of 2 of the Contract Documents shall be enclosed in a sealed envelope and shall bear the title of the work and name of the Bidder and the appropriate State Contractors License designation which the Bidder holds.
- 26.4. Bids may be withdrawn by the Bidder prior to, but not after, the time fixed for opening of Bids.
- 27. BIDDERS' GUARANTEE OF GOOD FAITH (BID SECURITY):**
- 27.1. With the exception of the contracts valued \$5,000 or less, JOC and Design-Build contracts, and contracts subject to the Small and Local Business Program of \$250,000 or less e.g., ELBE contracts, each Bidder shall accompany its Bid with either a cashier's check upon some responsible bank, or a check upon such bank properly certified or an approved corporate surety bond payable to the City of San Diego, for an amount of not less than 10% of the aggregate sum of the Bid, which check or bond, and the monies represented thereby shall be held by the City as a guarantee that the Bidder, if awarded the contract, will in good faith enter into such contract and furnish the required final bonds.
- 27.2. The Bidder agrees that in case of Bidder's refusal or failure to execute this contract and give required final bonds, the money represented by a cashier's or certified check shall remain the property of the City, and if the Bidder shall fail to execute this contract, the Surety agrees that it will pay to the City damages which the City may suffer by reason of such failure, not exceeding the sum of 10% of the amount of the Bid.
- 27.3. A Bid received without the specified bid security will be rejected as being **non-responsive**.
- 28. AWARD OF CONTRACT OR REJECTION OF BIDS:**
- 28.1. This contract may be awarded to the lowest responsible and reliable Bidder.
- 28.2. Bidders shall complete the entire Bid schedule (also referred to as "schedule of prices" or Proposal form). Incomplete price schedules will be rejected as being non-responsive.
- 28.3. The City reserves the right to reject any or all Bids, and to waive any informality or technicality in Bids received and any requirements of these specifications as to bidding procedure.
- 28.4. Bidders will not be released on account of their errors of judgment. Bidders may be released only upon receipt by the City from the Bidder within 3 Working Days, excluding Saturdays, Sundays, and state holidays, after the opening of Bids, of written notice which includes proof of honest, credible, clerical error of material nature, free from fraud or fraudulent intent, and of evidence that reasonable care was observed in the preparation of the Bid.

- 28.5.** A non-selected Bidder may protest award of the Contract to the selected Bidder by submitting a written “Notice of Intent to Protest” including supporting documentation which shall be received by Public Works Contracting Group no later than 10 days after the City’s announcement of the selected Bidder or no later than 10 days from the date that the City issues notice of designation of a Bidder as non-responsible in accordance with San Diego Municipal Code Chapter 2, § 22.3029, “Protests of Contract Award.””
- 28.6.** The City of San Diego will not discriminate with regard to race, religious creed, color, national origin, ancestry, physical handicap, marital status, sex or age, in the award of contracts.
- 28.7.** Each Bid package properly executed as required by these specifications shall constitute a firm offer, which may be accepted by the City within the time specified in the Proposal.
- 28.8.** The City reserves the right to evaluate all Bids and determine the lowest Bidder on the basis of any proposed alternates, additive items or options, at its discretion that will be disclosed in the Volume 2 of 2.

**29. BID RESULTS:**

- 29.1.** The Bid opening by the City shall constitute the public announcement of the Apparent Low Bidder. In the event that the Apparent Low Bidder is subsequently deemed non-responsive or non-responsible, a public announcement will be posted in the City’s web page: <http://www.sandiego.gov/cip/index.shtml>, with the name of the newly designated Apparent Low Bidder.
- 29.2.** To obtain Bid results, either attend Bid opening, review the results on the City’s web site, or provide a self-addressed, stamped envelope, referencing Bid number, and Bid tabulation will be mailed to you upon verification of extensions. Bid results cannot be given over the telephone.

**30. THE CONTRACT:**

- 30.1.** The Bidder to whom award is made shall execute a written contract with the City of San Diego and furnish good and approved bonds and insurance certificates specified by the City within 14 days after receipt by Bidder of a form of contract for execution unless an extension of time is granted to the Bidder in writing.
- 30.2.** If the Bidder takes longer than 14 days to fulfill these requirements, then the additional time taken shall be added to the Bid guarantee. The Contract shall be made in the form adopted by the City, which includes the provision that no claim or suit whatsoever shall be made or brought by Contractor against any officer, agent, or employee of the City for or on account of anything done or omitted to be done in connection with this contract, nor shall any such officer, agent, or employee be liable hereunder.
- 30.3.** If the Bidder to whom the award is made fails to enter into the contract as herein provided, the award may be annulled and the Bidder's Guarantee of Good Faith will be subject to forfeiture. An award may be made to the next lowest responsible and

reliable Bidder who shall fulfill every stipulation embraced herein as if it were the party to whom the first award was made.

- 30.4.** Pursuant to the San Diego City Charter section 94, the City may only award a public works contract to the lowest responsible and reliable Bidder. The City will require the Apparent Low Bidder to (i) submit information to determine the Bidder's responsibility and reliability, (ii) execute the Contract in form provided by the City, and (iii) furnish good and approved bonds and insurance certificates specified by the City within 14 Days, unless otherwise approved by the City, in writing after the Bidder receives notification from the City, designating the Bidder as the Apparent Low Bidder and formally requesting the above mentioned items.
- 30.5.** The award of the Contract is contingent upon the satisfactory completion of the above mentioned items and becomes effective upon the signing of the Contract by the Mayor or designee. If the Apparent Low Bidder does not execute the Contract or submit required documents and information, the City may award the Contract to the next lowest responsible and reliable Bidder who shall fulfill every condition precedent to award. A corporation designated as the Apparent Low Bidder shall furnish evidence of its corporate existence and evidence that the officer signing the Contract and bond for the corporation is duly authorized to do so.
- 31. EXAMINATION OF PLANS, SPECIFICATIONS, AND SITE OF WORK:** The Bidder shall examine carefully the Project Site, the Plans and Specifications, other materials as described in the Special Provisions, Section 2-7, and the proposal forms (e.g., Bidding Documents). The submission of a Bid shall be conclusive evidence that the Bidder has investigated and is satisfied as to the conditions to be encountered, as to the character, quality, and scope of Work, the quantities of materials to be furnished, and as to the requirements of the Bidding Documents Proposal, Plans, and Specifications.
- 32. CITY STANDARD PROVISIONS.** This contract is subject to the following standard provisions. See The WHITEBOOK for details.
- 32.1.** The City of San Diego Resolution No. R-277952 adopted on May 20, 1991 for a Drug-Free Workplace.
- 32.2.** The City of San Diego Resolution No. R-282153 adopted on June 14, 1993 related to the Americans with Disabilities Act.
- 32.3.** The City of San Diego Municipal Code §22.3004 for Pledge of Compliance.
- 32.4.** The City of San Diego's Labor Compliance Program and the State of California Labor Code §§1771.5(b) and 1776.
- 32.5.** Sections 1777.5, 1777.6, and 1777.7 of the State of California Labor Code concerning the employment of apprentices by contractors and subcontractors performing public works contracts.
- 32.6.** The City's Equal Benefits Ordinance (EBO), Chapter 2, Article 2, Division 43 of The San Diego Municipal Code (SDMC).

**32.7.** The City’s Information Security Policy (ISP) as defined in the City’s Administrative Regulation 90.63.

**33. PRE-AWARD ACTIVITIES:**

**33.1.** The selected contractor by the City to execute a contract for this Work shall provide the information required within the time specified in “Required Documents,” of this bid package. Failure to provide the information within the time specified may result in the Bid being rejected as **non-responsive**.

**33.2.** If the Bid is rejected as non-responsive, the selected contractor by the City to execute a contract for this Work shall forfeit the required Bid. The decision that the selected contractor by the City to execute a contract for this Work is non-responsive for failure to provide the information required within the time specified shall be at the sole discretion of the City.

**34. SUPPLEMENTAL AGREEMENTS:** Supplemental agreements attached to this contract for the items of Work such as extended re-vegetation maintenance and monitoring and emulsion aggregate slurry shall be signed upon the request from the Engineer and prior to Acceptance. The signed agreements shall be accompanied by the evidence of separate bond (i.e., labor and materials) and insurance as specified in 2-4, “CONTRACT BONDS,” 7-3, “LIABILITY INSURANCE,” and 7-4 WORKERS’ COMPENSATION INSURANCE. Bonds shall be in amount of the Contract Price for the Work included in the supplemental agreements.

**35. REQUIRED DOCUMENT SCHEDULE:**

**35.1.** The Bidder’s attention is directed to the City’s Municipal Code §22.0807(e), (3)-(5) for important information regarding grounds for debarment for failure to submit required documentation.

**35.2.** The specified Equal Opportunity Contracting Program (EOCP) forms are available for download from the City’s web site at:

<http://www.sandiego.gov/eoc/forms/index.shtml>

<b>ITEM</b>	<b>WHEN DUE</b>	<b>FROM</b>	<b>DOCUMENT TO BE SUBMITTED</b>
1.	BID SUBMITTAL DATE/TIME	ALL BIDDERS	Bid
2.	BID SUBMITTAL DATE/TIME	ALL BIDDERS	Bid Bond
3.	BID SUBMITTAL DATE/TIME	ALL BIDDERS	Non-collusion Affidavit to be Executed By Bidder and Submitted with Bid under 23 USC 112 and PCC 7106
4.	BID SUBMITTAL DATE/TIME	ALL BIDDERS	Contractors Certification of Pending Actions

<b>ITEM</b>	<b>WHEN DUE</b>	<b>FROM</b>	<b>DOCUMENT TO BE SUBMITTED</b>
5.	BID SUBMITTAL DATE/TIME	ALL BIDDERS	Equal Benefits Ordinance Certification of Compliance
6.	BID SUBMITTAL DATE/TIME	ALL BIDDERS	Form AA35 - List of Subcontractors
7.	BID SUBMITTAL DATE/TIME	ALL BIDDERS	Form AA40 - Named Equipment/Material Supplier List
8.	WITHIN 3 WORKING DAYS OF BID OPENING WITH GOOD FAITH EFFORT DOCUMENTATION	ALL BIDDERS	SLBE Good Faith Efforts Documentation
9.	WITHIN 3 WORKING DAYS OF BID OPENING WITH GOOD FAITH EFFORT DOCUMENTATION	ALL BIDDERS	Form AA60 – List of Work Made Available
10.	WITHIN 3 WORKING DAYS OF BID OPENING WITH GOOD FAITH EFFORT DOCUMENTATION	ALL BIDDERS	Proof of Valid DBE-MBE-WBE-DVBE Certification Status e.g., Certs.
11.	WITHIN 10 WORKING DAYS AFTER RECEIPT BY BIDDER OF CONTRACT FORMS	APPARENT LOW BIDDER	Names of the principal individual owners of the Apparent Low Bidder
12.	WITHIN 10 WORKING DAYS AFTER RECEIPT BY BIDDER OF CONTRACT FORMS	APPARENT LOW BIDDER	If the Contractor is a Joint Venture: <ul style="list-style-type: none"> <li>• Joint Venture Agreement</li> <li>• Joint Venture License</li> </ul>
13.	WITHIN 10 WORKING DAYS AFTER RECEIPT BY BIDDER OF CONTRACT FORMS	APPARENT LOW BIDDER	Form BB05 - Work Force Report
14.	WITHIN 10 WORKING DAYS AFTER RECEIPT BY BIDDER OF CONTRACT FORMS	APPARENT LOW BIDDER	Contract Forms - Agreement
15.	WITHIN 10 WORKING DAYS AFTER RECEIPT BY BIDDER OF CONTRACT FORMS	APPARENT LOW BIDDER	Contract Forms - Payment and Performance Bond
16.	WITHIN 10 WORKING DAYS AFTER RECEIPT BY BIDDER OF CONTRACT FORMS	APPARENT LOW BIDDER	Certificates of Insurance and Endorsements



<b>ITEM</b>	<b>WHEN DUE</b>	<b>FROM</b>	<b>DOCUMENT TO BE SUBMITTED</b>
17.	WITHIN 10 WORKING DAYS AFTER RECEIPT BY BIDDER OF CONTRACT FORMS	APPARENT LOW BIDDER	Contractor Certification - Drug-Free Workplace
18.	WITHIN 10 WORKING DAYS AFTER RECEIPT BY BIDDER OF CONTRACT FORMS	APPARENT LOW BIDDER	Contractor Certification - American with Disabilities Act
19.	WITHIN 10 WORKING DAYS AFTER RECEIPT BY BIDDER OF CONTRACT FORMS	APPARENT LOW BIDDER	Contractors Standards - Pledge of Compliance

**CONTRACT FORMS**  
**AGREEMENT**

## CONTRACT FORMS AGREEMENT

---

### CONSTRUCTION CONTRACT

This contract is made and entered into between THE CITY OF SAN DIEGO, a municipal corporation, herein called "City", and PAL GENERAL ENGINEERING, INC., herein called "Contractor" for construction of **BANNOCK AVENUE NEIGHBORHOOD STREETScape ENHANCEMENTS**; Bid No. **K-13-5719-DBB-3**, in the amount of ONE MILLION TWO HUNDRED SEVENTY EIGHT THOUSAND FOUR HUNDRED THIRTEEN DOLLARS AND 88/100 (\$1,278,413.88), which is comprised of the Base Bid alone.

IN CONSIDERATION of the payments to be made hereunder and the mutual undertakings of the parties hereto, City and Contractor agree as follows:

1. The following are incorporated into this contract as though fully set forth herein:
  - (a) The attached Faithful Performance and Payment Bonds.
  - (b) The attached Proposal included in the Bid documents by the Contractor.
  - (c) Reference Standards listed in the Notice Inviting Bids and the Supplementary Special Provisions (SSP).
  - (d) Supplemental Agreements.
  - (e) That certain documents entitled **BANNOCK AVENUE NEIGHBORHOOD STREETScape ENHANCEMENTS**, on file in the office of the City Clerk as Document No. **B10027**, as well as all matters referenced therein.
2. The Contractor shall perform and be bound by all the terms and conditions of this contract and in strict conformity therewith shall perform and complete in a good and workmanlike manner **BANNOCK AVENUE NEIGHBORHOOD STREETScape ENHANCEMENTS**; Bid No. **K-13-5719-DBB-3**, San Diego, California.
3. For such performances, the City shall pay to Contractor the amounts set forth at the times and in the manner and with such additions or deductions as are provided for in this contract, and the Contractor shall accept such payment in full satisfaction of all claims incident to such performances.
4. No claim or suit whatsoever shall be made or brought by Contractor against any officer, agent, or employee of the City for or on account of anything done or omitted to be done in connection with this contract, nor shall any such officer, agent, or employee be liable hereunder.

This contract is effective as of the date that the Mayor or designee signs the agreement.

CONTRACT FORMS (continued)

AGREEMENT

IN WITNESS WHEREOF, this Agreement is signed by the City of San Diego, acting by and through its Mayor or designee, pursuant to Municipal Code §22.3102(a)(1) authorizing such execution.

THE CITY OF SAN DIEGO

APPROVED AS TO FORM AND LEGALITY

Jan I. Goldsmith, City Attorney

By Tony Heinrichs

By Heather L. Stroud

Print Name: Tony Heinrichs  
Director, Department of Public Works

Print Name: Heather L. Stroud  
Deputy City Attorney

Date: 6/27/13

Date: June 26, 2013

CONTRACTOR

By Marla Jahshan

Print Name: Marla Jahshan

Title: President

Date: 6/6/2013

City of San Diego License No.: 10PG0063

State Contractor's License No.: 916931

**CONTRACT/AGREEMENT  
ATTACHMENTS**

**CONTRACT ATTACHMENT  
PERFORMANCE BOND AND LABOR AND MATERIALMEN'S BOND**

---

**FAITHFUL PERFORMANCE BOND AND LABOR AND MATERIALMEN'S BOND:**

PAL GENERAL ENGINEERING, INC., a corporation, as principal, and The Hanover Insurance Company, a corporation authorized to do business in the State of California, as Surety, hereby obligate themselves, their successors and assigns, jointly and severally, to The City of San Diego a municipal corporation in the sum of ONE MILLION TWO HUNDRED SEVENTY EIGHT THOUSAND FOUR HUNDRED THIRTEEN DOLLARS AND 88/100 (\$1,278,413.88) for the faithful performance of the annexed contract, and in the sum of ONE MILLION TWO HUNDRED SEVENTY EIGHT THOUSAND FOUR HUNDRED THIRTEEN DOLLARS AND 88/100 (\$1,278,413.88) for the benefit of laborers and materialmen designated below.

**Conditions:**

If the Principal shall faithfully perform the annexed contract **BANNOCK AVENUE NEIGHBORHOOD STREETScape ENHANCEMENTS**; Bid No. **K-13-5719-DBB-3**, San Diego, California then the obligation herein with respect to a faithful performance shall be void; otherwise it shall remain in full force.

If the Principal shall promptly pay all persons, firms and corporations furnishing materials for or performing labor in the execution of this contract, and shall pay all amounts due under the California Unemployment Insurance Act then the obligation herein with respect to laborers and materialmen shall be void; otherwise it shall remain in full force.

The obligation herein with respect to laborers and materialmen shall inure to the benefit of all persons, firms and corporations entitled to file claims under the provisions of Chapter 3 of Division 5 of Title I of the Government Code of the State of California or under the provisions of Section 3082 et seq. of the Civil Code of the State of California.

Changes in the terms of the annexed contract or specifications accompanying same or referred to therein shall not affect the Surety's obligation on this bond, and the Surety hereby waives notice of same.


**CONTRACT ATTACHMENT (continued)**  
**PERFORMANCE BOND AND LABOR AND MATERIALMEN'S BOND**

---

The Surety shall pay reasonable attorney's fees should suit be brought to enforce the provisions of this bond.

Dated June 6, 2013

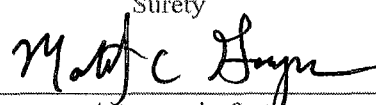
Approved as to Form and Legality

PAL General Engineering, Inc.  
Principal  
By 


Marla Jahshan, President  
Printed Name of Person Signing for Principal

Jan I. Goldsmith, City Attorney

By   
Deputy City Attorney

The Hanover Insurance Company  
Surety  
By   
Attorney-in-fact  
Matthew C. Gaynor

Approved:

By   
Tony Heinrichs  
Director, Department of Public Works

2 MacArthur Place, 2nd Floor  
Local Address of Surety

Santa Ana, CA 92707  
Local Address (City, State) of Surety

(714) 415-3808  
Local Telephone No. of Surety

Premium \$ \_\_\_\_\_

Bond No. 1015511

**THE HANOVER INSURANCE COMPANY  
MASSACHUSETTS BAY INSURANCE COMPANY  
CITIZENS INSURANCE COMPANY OF AMERICA**

*POWERS OF ATTORNEY  
CERTIFIED COPY*

KNOW ALL MEN BY THESE PRESENTS: That THE HANOVER INSURANCE COMPANY and MASSACHUSETTS BAY INSURANCE COMPANY, both being corporations organized and existing under the laws of the State of New Hampshire, and CITIZENS INSURANCE COMPANY OF AMERICA, a corporation organized and existing under the laws of the State of Michigan, do hereby constitute and appoint

**Matthew C. Gaynor, Kim D. Vasquez and/or Daniel Frazee**

of **Santee, CA** and each is a true and lawful Attorney(s)-in-fact to sign, execute, seal, acknowledge and deliver for, and on its behalf, and as its act and deed any place within the United States, or, if the following line be filled in, only within the area therein designated

any and all bonds, recognizances, undertakings, contracts of indemnity or other writings obligatory in the nature thereof, as follows:

**Any such obligations in the United States, not to exceed Ten Million and No/100 (\$10,000,000) in any single instance**

and said companies hereby ratify and confirm all and whatsoever said Attorney(s)-in-fact may lawfully do in the premises by virtue of these presents. These appointments are made under and by authority of the following Resolution passed by the Board of Directors of said Companies which resolutions are still in effect:

"RESOLVED, That the President or any Vice President, in conjunction with any Vice President, be and they are hereby authorized and empowered to appoint Attorneys-in-fact of the Company, in its name and as its acts, to execute and acknowledge for and on its behalf as Surety any and all bonds, recognizances, contracts of indemnity, waivers of citation and all other writings obligatory in the nature thereof, with power to attach thereto the seal of the Company. Any such writings so executed by such Attorneys-in-fact shall be as binding upon the Company as if they had been duly executed and acknowledged by the regularly elected officers of the Company in their own proper persons." (Adopted October 7, 1981 - The Hanover Insurance Company; Adopted April 14, 1982 - Massachusetts Bay Insurance Company; Adopted September 7, 2001 - Citizens Insurance Company of America)

IN WITNESS WHEREOF, THE HANOVER INSURANCE COMPANY, MASSACHUSETTS BAY INSURANCE COMPANY and CITIZENS INSURANCE COMPANY OF AMERICA have caused these presents to be sealed with their respective corporate seals, duly attested by two Vice Presidents, this **21st** day of **April 2011**.




**THE HANOVER INSURANCE COMPANY  
MASSACHUSETTS BAY INSURANCE COMPANY  
CITIZENS INSURANCE COMPANY OF AMERICA**

*Robert Thomas*  
Robert Thomas, Vice President

*Mark Fitzgerald*  
Mark Fitzgerald, Vice President

THE COMMONWEALTH OF MASSACHUSETTS }  
COUNTY OF WORCESTER } ss.

On this **21st** day of **April 2011**, before me came the above named Vice Presidents of The Hanover Insurance Company, Massachusetts Bay Insurance Company and Citizens Insurance Company of America, to me personally known to be the individuals and officers described herein, and acknowledged that the seals affixed to the preceding instrument are the corporate seals of The Hanover Insurance Company, Massachusetts Bay Insurance Company and Citizens Insurance Company of America, respectively, and that the said corporate seals and their signatures as officers were duly affixed and subscribed to said instrument by the authority and direction of said Corporations.



*Barbara A. Garlick*  
Barbara A. Garlick, Notary Public  
My Commission Expires November 3, 2011

I, the undersigned Vice President of The Hanover Insurance Company, Massachusetts Bay Insurance Company and Citizens Insurance Company of America, hereby certify that the above and foregoing is a full, true and correct copy of the Original Power of Attorney issued by said Companies, and do hereby further certify that the said Powers of Attorney are still in force and effect.

This Certificate may be signed by facsimile under and by authority of the following resolution of the Board of Directors of The Hanover Insurance Company, Massachusetts Bay Insurance Company and Citizens Insurance Company of America.

"RESOLVED, That any and all Powers of Attorney and Certified Copies of such Powers of Attorney and certification in respect thereto, granted and executed by the President or any Vice President in conjunction with any Vice President of the Company, shall be binding on the Company to the same extent as if all signatures therein were manually affixed, even though one or more of any such signatures thereon may be facsimile." (Adopted October 7, 1981 - The Hanover Insurance Company; Adopted April 14, 1982 - Massachusetts Bay Insurance Company; Adopted September 7, 2001 - Citizens Insurance Company of America)

GIVEN under my hand and the seals of said Companies, at Worcester, Massachusetts, this **6th** day of **June 2013**.

**THE HANOVER INSURANCE COMPANY  
MASSACHUSETTS BAY INSURANCE COMPANY  
CITIZENS INSURANCE COMPANY OF AMERICA**

*Glenn Margosian*  
Glenn Margosian, Vice President



**ACKNOWLEDGMENT**

State of California  
County of San Diego)

On June 6, 2013 before me, Kathy Scheuerman, Notary Public  
(insert name and title of the officer)

personally appeared Matthew C. Gaynor,  
who proved to me on the basis of satisfactory evidence to be the person(s) whose name(s) is/are  
subscribed to the within instrument and acknowledged to me that he/she/they executed the same in  
his/her/their authorized capacity(ies), and that by his/her/their signature(s) on the instrument the  
person(s), or the entity upon behalf of which the person(s) acted, executed the instrument.

I certify under PENALTY OF PERJURY under the laws of the State of California that the foregoing  
paragraph is true and correct.

WITNESS my hand and official seal.



Signature Kathy Scheuerman (Seal)

# CONTRACTOR CERTIFICATION

---

## DRUG-FREE WORKPLACE

PROJECT TITLE: BANNOCK AVENUE NEIGHBORHOOD STREETSCAPE  
ENHANCEMENTS

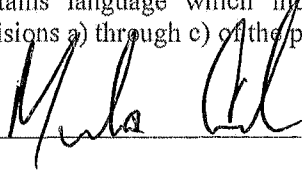
I hereby certify that I am familiar with the requirements of San Diego City Council Policy No. 100-17 regarding Drug-Free Workplace as outlined in the WHITEBOOK, Section 7-13.3, "Drug-Free Workplace", of the project specifications, and that;

PAL General Engineering, Inc.

(Name under which business is conducted)

has in place a drug-free workplace program that complies with said policy. I further certify that each subcontract agreement for this project contains language which indicates the subcontractor's agreement to abide by the provisions of subdivisions a) through c) of the policy as outlined.

Signed \_\_\_\_\_



Printed Name Marla Jahshan

Title President

# CONTRACTOR CERTIFICATION

---

## AMERICAN WITH DISABILITIES ACT (ADA) COMPLIANCE CERTIFICATION

PROJECT TITLE: BANNOCK AVENUE NEIGHBORHOOD STREETScape  
ENHANCEMENTS

I hereby certify that I am familiar with the requirements of San Diego City Council Policy No. 100-4 regarding the American With Disabilities Act (ADA) outlined in the WHITEBOOK, Section 7-13.2, "American With Disabilities Act", of the project specifications, and that;

PAL General Engineering, Inc.

(Name under which business is conducted)

has in place workplace program that complies with said policy. I further certify that each subcontract agreement for this project contains language which indicates the subcontractor's agreement to abide by the provisions of the policy as outlined.

Signed \_\_\_\_\_



Printed Name Marla Jahshan

Title President

# CONTRACTOR CERTIFICATION

---

## CONTRACTOR STANDARDS – PLEDGE OF COMPLIANCE


PROJECT TITLE: BANNOCK AVENUE NEIGHBORHOOD STREETScape  
ENHANCEMENTS

I declare under penalty of perjury that I am authorized to make this certification on behalf of PAL General Engineering, Inc., as Contractor, that I am familiar with the requirements of City of San Diego Municipal Code § 22.3224 regarding Contractor Standards as outlined in the WHITEBOOK, Section 7-13.4, ("Contractor Standards"), of the project specifications, and that Contractor has complied with those requirements.

I further certify that each of the Contractor's subcontractors whose subcontracts are greater than \$50,000 in value has completed a Pledge of Compliance attesting under penalty of perjury of having complied with City of San Diego Municipal Code § 22.3224.

Dated this 6th Day of June, 2013.

Signed \_\_\_\_\_



Printed Name Marla Jahshan

Title President

**AFFIDAVIT OF DISPOSAL**

**WHEREAS**, on the \_\_\_\_\_ DAY OF \_\_\_\_\_, \_\_\_\_\_, the undersigned entered into and executed a contract with the City of San Diego, a municipal corporation, for:

**BANNOCK AVENUE NEIGHBORHOOD STREETScape ENHANCEMENTS**  
(Name of Project)

as particularly described in said contract and identified as Bid No. **K-13-5719-DBB-3**; SAP No. (WBS/IO/CC) **B-10027**; and **WHEREAS**, the specification of said contract requires the Contractor to affirm that "all brush, trash, debris, and surplus materials resulting from this project have been disposed of in a legal manner"; and **WHEREAS**, said contract has been completed and all surplus materials disposed of:

\_\_\_\_\_  
\_\_\_\_\_  
\_\_\_\_\_

**NOW, THEREFORE**, in consideration of the final payment by the City of San Diego to said Contractor under the terms of said contract, the undersigned Contractor, does hereby affirm that all surplus materials as described in said contract have been disposed of at the following location(s)

\_\_\_\_\_  
\_\_\_\_\_  
\_\_\_\_\_

and that they have been disposed of according to all applicable laws and regulations.

Dated this \_\_\_\_\_ DAY OF \_\_\_\_\_, \_\_\_\_\_.

\_\_\_\_\_  
Contractor  
by

**ATTEST:**

State of \_\_\_\_\_  
County of \_\_\_\_\_

On this \_\_\_\_\_ DAY OF \_\_\_\_\_, 2\_\_\_\_, before the undersigned, a Notary Public in and for said County and State, duly commissioned and sworn, personally appeared \_\_\_\_\_ known to me to be the \_\_\_\_\_ Contractor named in the foregoing Release, and whose name is subscribed thereto, and acknowledged to me that said Contractor executed the said Release.

Notary Public in and for said County and State

# FUNDING AGENCY PROVISIONS

## FUNDING AGENCY PROVISIONS

**IN THE EVENT THAT THESE REQUIREMENTS CONFLICT WITH THE CITY'S GENERAL EOC REQUIREMENTS, THE FUNDING AGENCY'S REQUIREMENTS WILL CONTROL.**

**1. STATE REQUIREMENTS FOR CONTRACTS SUBJECT TO STATE PREVAILING WAGE REQUIREMENTS:**

- 1.1.** In accordance with the provisions of California Labor Code Sections 1770, et seq. as amended, the Director of the Department of Industrial Relations has determined the general prevailing rate of per diem wages in accordance with the standards set forth in such Sections for the locality in which the Work is to be performed. Copies of the prevailing rate of per diem wages may be found at [http://www.dir.ca.gov/dlsr/statistics\\_research.html](http://www.dir.ca.gov/dlsr/statistics_research.html). The Contractor shall post a copy of the above determination of the prevailing rate of per diem wages at each job site and shall make them available to any interested party on request.
- 1.2.** Pursuant to Sections 1720 et seq., and 1770 et seq., of the California Labor Code the Contractor any Subcontractor shall pay not less than said specified rates determined by the Director of the California Department of Industrial Relations to all workmen employed by them in the execution of the Work.
- 1.3.** The wage rates determined by the Director of Industrial Relations and published in the Department of Transportation publication entitled, "General Prevailing Wage Rates", refer to expiration dates. If the published wage rate does not refer to a predetermined wage rate to be paid after the expiration date, said published rate of wage shall be in effect for the life of this contract. If the published wage rate refers to a predetermined wage rate to become effective upon expiration of the published wage rate and the predetermined wage rate is on file with the Department of Industrial Relations, such predetermined wage rate shall become effective on the date following the expiration date and shall apply to this contract in the same manner as if it had been published in said publication. If the predetermined wage rate refers to one or more additional expiration dates with additional predetermined wage rates, which expiration dates occur during the life of this contract, each successive predetermined wage rate shall apply to this contract on the date following the expiration date of the previous wage rate. If the last of such predetermined wage rates expires during the life of this contract, such wage rate shall apply to the balance of the contract.

The successful bidder intending to use a craft or classification not shown on the prevailing rate determinations may be required to pay the rate of the craft or classification most closely related to it.

**SUPPLEMENTARY SPECIAL PROVISIONS (SSP)**



## **SUPPLEMENTARY SPECIAL PROVISIONS**

The following Supplementary Special Provisions (SSP) modifies the following documents:

- 1) Standard Specifications for Public Works Construction (The GREENBOOK) currently in effect.
  - 2) The City of San Diego Standard Specifications for Public Works Construction (The WHITEBOOK).
- 

### **SECTION 1 – TERMS, DEFINITIONS, ABBREVIATIONS, UNITS OF MEASURE, AND SYMBOLS**

#### **1-2 TERMS AND DEFINITIONS.**

**Normal Working Hours.** To the City Supplements, ADD the following:

The Normal Working Hours are 8:30 AM to 3:30 PM.

### **SECTION 2 - SCOPE AND CONTROL OF WORK**

#### **2-3.2 Self Performance.** DELETE in its entirety and SUBSTITUTE with the following:

1. You must perform, with your own organization, Contract work amounting to at least 50% of the base bid alone or base bid and any additive or deductive alternate(s) that together when added or deducted form the basis of award.
2. The self performance percentage requirement will be waived for contracts when a “B” License is required or allowed.

#### **2-7 SUBSURFACE DATA.** ADD the following:

1. In preparation of the Contract Documents, the designer has relied upon the following reports of explorations and tests of subsurface conditions at the Work Site:
  1. Report of Geotechnical Evaluation dated April 28, 2008 by Ninyo & Moore and Associates.
  2. Feasibility Study Report /Geotechnical Evaluation dated April 11, 2011 by Allied Geotechnical.

2. The reports listed above are available for review by contacting the City Contact or visiting:

[ftp://ftp.sannet.gov/OUT/ECP/2-7%20SUBSURFACE%20DATA/K-13-5719-DBB-3\\_Bannock%20Avenue%20Neighborhood%20Streetscape%20Enhancements/](ftp://ftp.sannet.gov/OUT/ECP/2-7%20SUBSURFACE%20DATA/K-13-5719-DBB-3_Bannock%20Avenue%20Neighborhood%20Streetscape%20Enhancements/)

#### **SECTION 4 - CONTROL OF MATERIALS**

**4-1.3.2 Inspection of Materials Not Locally Produced.** ADD the following:

The Engineer will perform inspection of out-of-town manufacturer for the items of Work specified here:

- a) RCP Pipe.

**4-1.6 Trade Names or Equals.** ADD the following:

You must submit your list of proposed substitutions for “an equal” (“or equal”) item(s) **no later than 5 Working Days after the determination of the Apparent Low Bidder** and on a City form when provided by the City.

#### **SECTION 6 - PROSECUTION, PROGRESS AND ACCEPTANCE OF WORK**

**6-2 Prosecution of Work:** ADD the following:

On any given day, the work conducted shall occur in a manner such that the trenches opened up are also backfilled the same day. If an extended time frame is required, the Contractor shall notify and obtain approval from the RE. Trenches shall be secured as indicated in section 7-10.5.3.

#### **SECTION 7 - RESPONSIBILITIES OF THE CONTRACTOR**

**7-3 LIABILITY INSURANCE.** DELETE in its entirety and SUBSTITUTE with the following:

The insurance provisions herein must not be construed to limit your indemnity obligations contained in the Contract.

**7-3.1 Policies and Procedures.**

1. You must procure the insurance described below, at its sole cost and expense, to provide coverage against claims for loss including injuries to persons or damage to property, which may arise out of or in connection with the performance of the Work by you, your agents, representatives, officers, employees or Subcontractors.
2. Insurance coverage for property damage resulting from your operations is on a replacement cost valuation. The market value will not be accepted.

3. You must maintain this insurance for the duration of this contract and at all times thereafter when you are correcting, removing, or replacing Work in accordance with this contract. Your liabilities under the Contract, e.g., your indemnity obligations, is not deemed limited to the insurance coverage required by this contract.
4. Payment for insurance is included in the various items of Work as bid by you, and except as specifically agreed to by the City in writing, you are not entitled to any additional payment. Do not begin any work under this contract until you have provided and the City has approved all required insurance.
5. Policies of insurance must provide that the City is entitled to 30 days (10 days for cancellation due to non-payment of premium) prior written notice of cancellation or non-renewal of the policy. Maintenance of specified insurance coverage is a material element of the Contract. Your failure to maintain or renew coverage or to provide evidence of renewal during the term of the Contract may be treated by the City as a material breach of the Contract.

**7-3.2 Types of Insurance.**

**7-3.2.1 Commercial General Liability Insurance.**

1. Commercial General Liability Insurance must be written on the current version of the ISO Occurrence form CG 00 01 07 98 or an equivalent form providing coverage at least as broad.
2. The policy must cover liability arising from premises and operations, XCU (explosions, underground, and collapse), independent contractors, products/completed operations, personal injury and advertising injury, bodily injury, property damage, and liability assumed under an insured’s contract (including the tort liability of another assumed in a business contract).
3. There must be no endorsement or modification limiting the scope of coverage for either “insured vs. insured” claims or contractual liability. You must maintain the same or equivalent insurance for at least 10 years following completion of the Work.
4. All costs of defense must be outside the policy limits. Policy coverage must be in liability limits of not less than the following:

<u>General Annual Aggregate Limit</u>	<u>Limits of Liability</u>
Other than Products/Completed Operations	\$2,000,000
Products/Completed Operations Aggregate Limit	\$2,000,000
Personal Injury Limit	\$1,000,000
Each Occurrence	\$1,000,000

**7-3.2.2 Commercial Automobile Liability Insurance.**

1. You must provide a policy or policies of Commercial Automobile Liability Insurance written on the current version of the ISO form CA 00 01 12 90 or later version or equivalent form providing coverage at least as broad in the

amount of \$1,000,000 combined single limit per accident, covering bodily injury and property damage for owned, non-owned, and hired automobiles (“Any Auto”).

2. All costs of defense must be outside the limits of the policy.

**7-3.3 Rating Requirements.** Except for the State Compensation Insurance Fund, all insurance required by this contract as described herein must be carried only by responsible insurance companies with a rating of, or equivalent to, at least “A-, VI” by A.M. Best Company, that are authorized by the California Insurance Commissioner to do business in the State, and that have been approved by the City.

**7-3.3.1 Non-Admitted Carriers.** The City will accept insurance provided by non-admitted, “surplus lines” carriers only if the carrier is authorized to do business in the State and is included on the List of Approved Surplus Lines Insurers (LASLI list).

All policies of insurance carried by non-admitted carriers must be subject to all of the requirements for policies of insurance provided by admitted carriers described herein.

**7-3.4 Evidence of Insurance.** Furnish to the City documents e.g., certificates of insurance and endorsements evidencing the insurance required herein, and furnish renewal documentation prior to expiration of this insurance. Each required document must be signed by the insurer or a person authorized by the insurer to bind coverage on its behalf. We reserve the right to require complete, certified copies of all insurance policies required herein.

**7-3.5 Policy Endorsements.**

**7-3.5.1 Commercial General Liability Insurance**

**7-3.5.1.1 Additional Insured.**

- a) You must provide at your expense policy endorsement written on the current version of the ISO Occurrence form CG 20 10 11 85 or an equivalent form providing coverage at least as broad.
- b) To the fullest extent allowed by law e.g., California Insurance Code §11580.04, the policy must be endorsed to include the City and its respective elected officials, officers, employees, agents, and representatives as additional insured.
- c) The additional insured coverage for projects for which the Engineer’s Estimate is \$1,000,000 or more must include liability arising out of: (a) Ongoing operations performed by you or on your behalf, (b) your products, (c) your work, e.g., your completed operations performed by you or on your behalf, or (d) premises owned, leased, controlled, or used by you.
- d) The additional insured coverage for projects for which the Engineer’s Estimate is less than \$1,000,000 must include liability arising out of: (a) Ongoing operations performed by you or on your behalf, (b) your products, or (c) premises owned, leased, controlled, or used by you.

- 7-3.5.1.2 Primary and Non-Contributory Coverage.** The policy must be endorsed to provide that the coverage with respect to operations, including the completed operations, if appropriate, of the Named Insured is primary to any insurance or self-insurance of the City and its elected officials, officers, employees, agents and representatives. Further, it must provide that any insurance maintained by the City and its elected officials, officers, employees, agents and representatives must be in excess of your insurance and must not contribute to it.
- 7-3.5.1.3 Project General Aggregate Limit.**  
The policy or policies must be endorsed to provide a Designated Construction Project General Aggregate Limit that will apply only to the Work. Only claims payments which arise from the Work must reduce the Designated Construction Project General Aggregate Limit. The Designated Construction Project General Aggregate Limit must be in addition to the aggregate limit provided for the products-completed operations hazard.
- 7-3.5.2 Commercial Automobile Liability Insurance.**
- 7-3.5.2.1 Additional Insured.** Unless the policy or policies of Commercial Auto Liability Insurance are written on an ISO form CA 00 01 12 90 or a later version of this form or equivalent form providing coverage at least as broad, the policy must be endorsed to include the City and its respective elected officials, officers, employees, agents, and representatives as additional insured, with respect to liability arising out of automobiles owned, leased, hired or borrowed by you or on your behalf. This endorsement is limited to the obligations permitted by California Insurance Code §11580.04.
- 7-3.6 Deductibles and Self-Insured Retentions.** You must pay for all deductibles and self-insured retentions. You must disclose deductibles and self-insured retentions to the City at the time the evidence of insurance is provided.
- 7-3.7 Reservation of Rights.** The City reserves the right, from time to time, to review your insurance coverage, limits, deductibles and self-insured retentions to determine if they are acceptable to the City. The City will reimburse you, without overhead, profit, or any other markup, for the cost of additional premium for any coverage requested by the Engineer but not required by this contract.
- 7-3.8 Notice of Changes to Insurance.** You must notify the City 30 days prior to any material change to the policies of insurance provided under this contract.
- 7-3.9 Excess Insurance.** Policies providing excess coverage must follow the form of the primary policy or policies e.g., all endorsements.
- 7-4 WORKERS' COMPENSATION INSURANCE.** DELETE in its entirety and SUBSTITUTE with the following:
- 7-4.1 Workers' Compensation Insurance and Employers Liability Insurance.**
1. In accordance with the provisions of §3700 of the California Labor Code, you must provide at your expense Workers' Compensation Insurance and Employers Liability Insurance to protect you against all claims under applicable state workers compensation laws. The City, its elected officials, and employees will

not be responsible for any claims in law or equity occasioned by your failure to comply with the requirements of this section.

2. Limits for this insurance must be not less than the following:

<u>Workers' Compensation</u>	<u>Statutory Employers Liability</u>
Bodily Injury by Accident	\$1,000,000 each accident
Bodily Injury by Disease	\$1,000,000 each employee
Bodily Injury by Disease	\$1,000,000 policy limit

3. By signing and returning the Contract you certify that you are aware of the provisions of §3700 of the Labor Code which require every employer to be insured against liability for worker's compensation or to undertake self-insurance in accordance with the provisions of that code and you must comply with such provisions before commencing the Work as required by §1861 of the California Labor Code.

**7-4.1.1 Waiver of Subrogation.**

The policy or policies must be endorsed to provide that the insurer will waive all rights of subrogation against the City, and its respective elected officials, officers, employees, agents, and representatives for losses paid under the terms of the policy or policies and which arise from work performed by the Named Insured for the City.

**7-8.6 Water Pollution Control.** ADD the following:

1. Based on a preliminary assessment by the City, the Contract is subject to SWPPP, Risk Level 2.

**7-10.5.3 Steel Plate Covers:** DELETE Item No. 1 and SUBSTITUTE with the following:

1. Protect transverse or longitudinal cuts, voids, trenches, holes and excavations in the right-of-way, including parkways and sidewalks, that cannot be properly completed within 1 Working Day by adequately designed barricades and structural steel plates (plates) that will support the legal vehicle loads in such a way as to preserve unobstructed traffic flow and to protect the public.

**7-15 INDEMNIFICATION AND HOLD HARMLESS AGREEMENT.** To the City Supplements, fourth paragraph, last sentence, DELETE in its entirety and SUBSTITUTE with the following:

Your duty to indemnify and hold harmless does not include any claims or liability arising from the established active or sole negligence, or willful misconduct of the City, its officers, or employees.

**SECTION 8 - FACILITIES FOR AGENCY PERSONNEL**

**8-2 FIELD OFFICE FACILITIES.** To the City Supplements, DELETE in its entirety.

**SECTION 9 - MEASUREMENT AND PAYMENT**

**9-3.2.5 Withholding of Payment.** To the City Supplements, item i), DELETE in its entirety and SUBSTITUTE with the following:

- i) Your failure to comply with 7-2.3, “PAYROLL RECORDS” and 2-16, “CONTRACTOR REGISTRATION AND ELECTRONIC REPORTING SYSTEM.”

**ADD:**

**9-3.7 Compensation Adjustments for Price Index Fluctuations.** This Contract is not subject to the provisions of The WHITEBOOK for Compensation Adjustments for Price Index Fluctuations for the paving asphalt.

**SECTION 200 – ROCK MATERIALS**

**ADD:**

**200-1.8 River Rock.**

**200-1.8.1 General.** River Rock shall be smooth rounded in a mix of rock sizes with a diameter no less than 3” and no more than 6”. Rock color may vary and shall be predominately grey in color. Provide material that is free of fines. River Rock will be designated by nominal size and shall conform to the following gradations:

**Table 200-1.8.1**

Sieve Size	Percent Passing Sieves	
	AASHTO No. 57 <sup>(1)</sup>	AASHTO No. 8 <sup>(1)</sup>
2 in	-	-
1.5 in	100	-
1 in	95 – 100	-
0.75 in	-	-
0.5 in	25 – 60	100
0.375 in	-	85 – 100
No. 4	10 max.	10 – 30
No. 8	5 max.	10 max.
No. 16		5 max.

(1) Material shall be washed cleaned and free of fines.

**200-1.8.2 Submittal.** The Contractor shall provide a current sieve analysis and ¼ cubic foot sample of River Rock material for approval in accordance with 2-5.3, ‘Submittals.’

## SECTION 201 - CONCRETE, MORTAR AND RELATED MATERIALS

**201-1.1.2 Concrete Specified by Class.** ADD the following:

All concrete shall be 560-C-3250 with a maximum 4" slump.

## SECTION 203 --BITUMINOUS MATERIALS

**203-2.1 General.** ADD the following:

Prime Coat shall be slow curing (SC-250) or medium curing (MC-70).

**203-3.4.1 General.** ADD the following

Seal Coat and Tack Coat shall be slow setting (SS-1h) emulsified asphalt.

**203-6.1 General.** ADD the following:

Asphalt concrete shall be C2 PG 64-10.

**203-6.3.1 Asphalt.** ADD the following:

The asphalt binder to be mixed with the aggregate shall be paving asphalt conforming to 203-1.

## SECTION 206 – MISCELLANEOUS METAL ITEMS

**ADD:**

**206-3.3.5**

**Curb Grating.** Curb gratings shall be Alhambra Foundry A-2010 cast iron grate and frame or approved equal. The grating shall have a clear opening of 18 inches x 18 inches with an overall size of 20 inches x 20 inches. The frame shall be 22 inches x 22 inches with a depth of 1.5 inches. The frame shall be set into the concrete curb and the grate shall seat firmly into the frame without rocking. Lock screws shall be provided to lock grating to frame.

**ADD:**

**206-3.3.6**

**Underdrain Cleanout Lid.** Cleanout lids shall be Alhambra Foundry A-2302-B cast iron water-tight cover and frame that is rated for traffic applications or approved equal. The cleanout lid shall have a clear opening of 8 inches and have an overall diameter of 13 inches. The frame shall be 1 inch deep. The frame shall be set into the concrete collar and the lid shall seat firmly into the frame without rocking. Lock screws shall be provided to lock lid to frame. The cleanout lid shall be stamped "STORM DRAIN".

## SECTION 207 – PIPE

**207-17.2.2 Cell Classification.** DELETE in its entirety and SUBSTITUTE with the following:

Pipes that cross existing water lines that have a vertical clearance of less than 12" or as indicated on the plans shall have a PVC cell classification of 12454 meeting AWWA C900, Class 100 meeting the requirements of DR25. No joints are permitted within 4' of the water line crossing.



All other pipes shall be made of PVC Plastic having a cell classification of 12454 or 13364, as defined in ASTM D1784. The fittings shall be made of PVC plastic having a cell classification of 12454 or 13343.

**ADD:  
207-28**

**PERFORATED PVC PLASTIC PIPE.**

**207-28.1** **General.** Perforated PVC Plastic Pipe shall conform to Section 207-17, “PVC Plastic Pipe” of the Standard Specifications. The perforation shall be:

Hole Size:	3/8” min.
Center to Center Spacing:	5” max.
Row of Holes:	4 holes per each row. There shall be 2 holes on each side of the centerline of the pipe, 1 hole at 45° from the centerline of pipe and 1 hole at 80° from the centerline of the pipe as indicated on the drawings.

**SECTION 212 - LANDSCAPE AND IRRIGATION MATERIALS**

**212-1.2.5** **Mulch.** ADD the following:

Mulch shall be free of sand, soil, debris and deleterious materials as certified by the supplier. Mulch shall consist of shredded hardwood which knits in a manner to minimize sloughing, floating or being kicked away. The mulch shall be stockpiled or stored for a minimum of 12 months.

**212-4** **BIORETENTION SOIL MEDIA (BSM).**

**212-4.1** **General.** Bioretention soil media shall arrive at the site fully mixed and placed in loose lifts no greater than 6 inches at a time. Soil shall be lightly tamped by hand at each lift to ensure proper compaction. All soil media should be analyzed for background levels of nutrients. The location of each type of bioretention soil media shall be as indicated on the drawings.

**212-4.2** **Bioretention Soil Media – Type A.**

**212-4.2.1** **General.** Bioretention Soil Media – Type A is mixed sand, consisting of natural or manufactured granular material, and compost. BSM consists of 70% washed sand and 30% compost on a volume basis. The BSM shall be mixed at the plant site prior to delivery.

**212-4.2.2**

**Sand for Bioretention Soil Media.** The sand shall comply with ASTM C33 and the gradation as shown in Table 212-4.2.2. The sand shall be thoroughly washed to remove fines, dust, and deleterious materials prior to delivery.

**Table 212-4.2.2 Washed Sand (70%)**

Sieve Size	Percent Passing
3/8 inch	100
No. 4	60 - 100
No.10	40 - 100
No. 40	15 - 50
No. 200	0 - 5

Coefficient of Uniformity (Cu = D60/D10) equal to or greater than 4

**212-4.2.3**

**Compost.** Compost shall make up no more than 30% of the bioretention soil media. Organic Matter (OM) should consist of recycled leafy greens, such as clean yard trimmings, be free of animal products, and shall comply with the following requirements:

- a. Less than 1% inert material
- b. OM shall be 30% to 40% by dry weight
- c. pH shall be between 6.0 and 8.0
- d. Maturity (seed emergence and seedling vigor): greater than 80%
- e. Stability (Carbon Dioxide evolution rate): greater than 80%
- f. Moisture: 30%-60% wet weight basis

Finished compost should be screened through a ½ inch mesh.

**212-4.3**

**Bioretention Soil Media - Type B.** consists of an increase the Organic Matter (OM) content of the stable compost to 40 to 60% dry weight.

**212-4.4**

**Bioretention soil media C.** BSM – Type C consists of 50 percent of the washed course sand specified in Table 212-4.2.2, 20 percent stable compost specified in section 212-4.2.2 and 30 percent Zelite as follows:

Thirty percent of the media shall consist of mineral grade and granular surface modified zeolite (SMZ).

The Contractor shall provide manufacturer data on the SMZ that demonstrates the material has been successful in removal of dissolved metals and pesticides in storm water. The SMZ shall have a grain size distribution falling between the 4 and 40 sieves and permeability greater than the sand mixture per the material requirements stated below.

#### 212-4.5

**Samples and Submittals.** At least 30 days prior to ordering materials, the Contractor shall submit to the Engineers certificates, manufacturer's literature and certified tests for materials specified below. No materials shall be ordered until the required certificates; manufacturer's literature and test results have been reviewed and approved by the Engineer. All tests must have been performed within 120 day of delivery. Delivered materials shall closely match the approved samples. Approval shall not constitute final acceptance. The engineer reserves the right to reject, on or after delivery, any material that does not meet these specifications.

Submit soil test analysis reports for each sample of soil media from an approved soil-testing laboratory. The test results shall report the following:

1. Submit a bulk density of the sample and particle size analysis in accordance with ASTM D422.
2. Submit a chemical analysis, performed in accordance with current Association of Official Agricultural Chemists Standards, including the following:  
pH and Buffer pH.

Percent organic matter as determined by the loss of ignition of oven dried samples. Test samples shall be oven dried to a constant weight at a temperature of 230 degrees F, plus or minus 9 degrees.

Analysis for nutrient levels by parts per million including nitrogen, total phosphorus, potassium, copper, lead, and zinc. Nutrient test shall include the testing laboratory recommendations for supplemental additions to the soil as calculated by the amount of material to be added per volume of soil for the type of plants to be grown in the soil.

- a. Total Phosphorus must be less than 15 ppm
- b. Copper  $\leq$  750 ppm (mg/kg dry weight)
- c. Lead  $\leq$  150 ppm (mg/kg dry weight)
- d. Zinc  $\leq$  1400 ppm (mg/kg dry weight)

Analysis for Salinity, Chloride, Electrical Conductivity, Cation Exchange Capacity, and the Sodium Adsorption Rate:

- a. Salinity must be less than 3 mho/cm
- b. Chloride must be less than 150 ppm
- c. ECE must be less than 4
- d. CEC must be greater than 5 meq/100 grams of dry soil  
SAR must be less than 4

#### 212-4.6

**Delivery, Storage and Handling.** Do not deliver or place soils in frozen, wet, or muddy conditions.

Protect soils and mixes from absorbing excess water and from erosion at all times. Do not store materials unprotected from large rainfall events. Do not allow excess water to enter site prior to compaction. If water is introduced into the material after grading, allow material to drain or aerate to optimum compaction moisture content.

## SECTION 213 – ENGINEERING FABRICS

**ADD:**

**213-3 PLASTIC LINER.**

**213-3.1 General.** This section applies to all areas to receive a plastic liner below the bioretention areas and below the pervious pavement areas to provide an impermeable barrier and prevent infiltration into the subgrade. This section also applies for the material required to provide a seal at each penetration that is associated with water service, gas service, sewer lateral and underdrain crossings and penetrations.

**213-3.2 Submittal.** The Contractor shall submit a Manufacturer’s Certificate in accordance with 2-5.3 that the material complies with this special provision.

**213-3.2 Flexible Plastic Liner.** PVC liners used for the lining below the pervious concrete pavement and bioretention areas shall meet the requirements of ASTM D-7176, Standard Specification for PVC geomembranes used in buried applications and shall conform to the requirements in Table 213-3.2(A).

**213-3.3 Field-Welded Joints.** Field weld all joints in accordance with the manufacturer’s recommendations. Adhesive, Chemical Fusion and Thermal Fusion Welding are all acceptable. Adhesives shall be in accordance with the manufacturer’s recommendations.

**213-3.4 Hose Clamps.** All hose clamps shall be one piece 300 series stainless steel with worm gear. The hose clamps shall be suited for water environments. Alternative clamps may be submitted to the Engineer for approval.

**TABLE 213-3.2 (A)**

Property	Test	Unit	PVC 30
Thickness	ASTM D-5199	in	.030” +/-
Grab Tensile Strength	ASTM D-882	kN/m (lb/in)	12.8 (73)
Tensile Elongation	ASTM D-882	%	380
Tensile Modulus	ASTM D-882	kN/m (lb/in)	5.6 (32)
Tear Strength	ASTM D-1004	N (lb)	35 (8)
Dimensional Stability	ASTM D-1204	%	3.0
Low Temp. Impact	ASTM D-1790	C	-29
<b>Index Properties</b>			
Specific Gravity	ASTM D-792	g/cc	1.2
Water Extraction % Loss (Max.)	ASTM D-1239	%	0.15
Avg. Plasticizer Molecular Weight	ASTM D-2124	—	400
Volatile Loss	ASTM D-1203	%	0.7
Soil Burial Break Strength	G160	%	5.0
Soil Burial Elongation	G160	%	20
Soil Burial Modulus at 100%	G160	%	20
Hydrostatic Resistance	ASTM D-751	kPa (psi)	690 (100)

Property	Test	Unit	PVC 30
<b>Seam Strengths</b>			
Shear Strength	ASTM D-882	kN/m (lb/in)	10 (58.4)
Peel Strength	ASTM D-882	kN/m (lb/in)	2.6 (15)

## SECTION 300 - EARTHWORK

**300-1.4 Payment.** To the City Supplements, paragraph (2), DELETE in its entirety and SUBSTITUTE with the following:

2. Payment for existing pavement removal and disposal of up to 12" thick, within the excavation e.g., trench limits, shall be included in the Bid item for installation of the mains or the Work item that requires pavement removal.

**300-3.6 Payment.** ADD the following:

The pervious backfill, C-33 Concrete Sand and No. 8 Stone shall be measured and paid for per square foot placed and No. 57 Stone shall be measured per cubic yard placed, as indicated in the respective bid items.

### **300-11 STONEMWORK FOR EROSION CONTROL.**

**300-11.1 General.** ADD the following:

These specifications shall apply to stonework on level surfaces as well as on sloped surfaces. The rock class shall be as specified on the drawings.

**300-11.2 Placing Stone.** ADD the following:

On level surfaces, the rock may be placed by dumping, but shall not be spread by such a means that would cause it to break apart and not meet its specified grading requirements. Rock shall be placed to provide a minimum of voids without segregation.

### **300-11.3 Concreted Stone Slope Protection.**

**300-11.3.1 Concrete.**

Table 300-11.3.1, DELETE in its entirety and SUBSTITUTE with the following:

The top layer of stone shall be embedded a minimum of 1/3 the diameter of the stone to a maximum of 2/3 the diameter.

**300-11.4 Measurement and Payment.** DELETE in its entirety and SUBSTITUTE with the following:

Stone, stonework for riprap, erosion control and river rock will be measured and paid for per square foot of stone placed.

**SECTION 301 – TREATED SOIL, SUBGRADE PREPARATION, AND PLACEMENT  
OF BASE MATERIALS**

**301-1 SUBGRADE PREPARATION**

**301-1.6 Adjustment of Manhole Frame and Cover Sets to Grade.** ADD the following paragraph:

Water meter boxes and meters located within the proposed bioretention areas or as indicated on the drawings shall be rotated 90 degrees, such that the long edge of the water meter and box is parallel and flush to the curb. Necessary fittings shall be provided to connect the rotated meter to the existing water service line as indicated on the drawings. The new water meter box shall be placed such that it is flush with the adjacent curb. The grading adjacent to the meter box shall be such that it does not expose the bottom of the water meter box.

**301-1.7 Payment.** ADD the following paragraph:

Payment for the relocation and rotation of the water meters, water meter boxes, water services and all other work and appurtenances shall be full compensation including furnishing all labor, materials, tools, equipment, transportation and incidentals for each location as indicated on the drawings.

**SECTION 303 – CONCRETE AND MASONRY CONSTRUCTION**

**303-5 CONCRETE CURBS, WALKS, GUTTERS, CROSS GUTTERS, ALLEY INTERSECTION, ACCESS RAMPS, AND DRIVEWAYS.**

**303-5.1.1 General.** ADD the following:

Concrete curb openings, pedestrian strip and curb ramps shall be constructed per the requirements set forth for concrete curbs and gutters, as described hereon.

**ADD:**

**303-9 CHECK DAMS**

**303-9.1 General.** The check dams shall be constructed of salvaged concrete from the demolition of the driveways as indicated on the Plans. The driveways shall be sawcut and carefully demolished and stored in a manner that will allow for re-use. Alternative methods and/or materials may be submitted to the Engineer for approval.

**303-9.2 Construction.** All work shall be performed in a workmanlike manner. Each layer shall be laid true, level and plumb in accordance with the Plans.

Mortar joints shall be straight, clean and uniform in thickness. Unless otherwise specified or detailed on the Plans, horizontal and vertical joints shall be approximately 3/8" thick with full mortar coverage. Units shall be laid with "push joints". No slushing or grouting of a joint will be permitted, nor shall a joint be made by working in mortar after the joints have been laid.

All joints shall be tooled with a round bar to produce a dense slightly concave surface well-bonded to the block at the edges. Tooling shall be done when the mortar is partially set but still sufficiently plastic to bond. All tooling shall be done with a tool which compacts the mortar, pressing the excess mortar out of the joint rather than dragging it out.

**303-9.3 Protection and Curing.** During construction operations, all adjoining work shall be protected from mortar droppings. Protect check dams from surrounding work.

**303-9.4 Measurement and Payment.** Payment for check dams will be made via the Bid item entitled “Check Dams”. Payment will be made per each location as indicated on the Plans and shall include full compensation for furnishing all labor, materials, tools, equipment, transportation and incidentals, and for doing all the work involved in the installation of all check dams as specified in the plans, specifications, and as directed by the Engineer. .

**SECTION 304 – METAL FABRICATION AND CONSTRUCTION**

**304-5 PAYMENT.** DELETE in its entirety and SUBSTITUTE with the following:

The payment for street name and traffic signs shall include the removal and relocation as indicated on the Plans and shall include full compensation for furnishing all labor, materials, tools, equipment, transportation and incidentals, and for removal and relocation of existing traffic and street signs, as specified in the plans, specifications, and as directed by the Engineer..

**SECTION 306 – UNDERGROUND CONDUIT CONSTRUCTION**

**306-1 OPEN TRENCH OPERATIONS.** To the City Supplements, CORRECT certain section numbering as follows:

<b>OLD SECTION NUMBER</b>	<b>TITLE</b>	<b>NEW SECTION NUMBER</b>
<b>306-1.8</b>	<b>House Connection Sewer (Laterals) and Cleanouts</b>	<b>306-1.9</b>
<b>306-1.7.1</b>	<b>Payment</b>	<b>306-1.9.1</b>
<b>306-1.7.2</b>	<b>Sewer Lateral with Private Replumbing</b>	<b>306-1.9.2</b>
<b>306-1.7.2.1</b>	<b>Location</b>	<b>306-1.9.2-1</b>
<b>306-1.7.2.2</b>	<b>Permits</b>	<b>306-1.9.2-2</b>
<b>306-1.7.2.3</b>	<b>Submittals</b>	<b>306-1.9.2-3</b>
<b>306-1.7.2.4</b>	<b>Trenchless Construction</b>	<b>306-1.9.2-4</b>
<b>306-1.7.2.5</b>	<b>Payment</b>	<b>306-1.9.2-5</b>
<b>306-1.7.3.6</b>	<b>Private Pump Installation</b>	<b>306-1.9.2-6</b>
<b>306-1.7.3.7</b>	<b>Payment</b>	<b>306-1.9.2-7</b>

**306-1.2.13 Installation of Plastic Pipe and Fittings.** ADD the following:

The following installation requirements apply to the installation of UNDERDRAINS:

- 1. General.** Trenches for underdrains where perforated PVC pipes are located shall be excavated, the plastic liner placed, the pipe installed and the trench backfilled with permeable material according to the dimensions and details shown on the plans. When underdrains are installed in trenches outside the subgrade area, the top 6" (150 mm) of the trench shall be backfilled, as shown on the plans.

Surfaces to receive the plastic liner, immediately prior to placing, shall be free of loose or extraneous material and sharp objects that may damage the plastic fabric during installation. Adjacent rolls of the material shall be overlapped and field welded per 306-26.2.

The preceding roll shall overlap the following roll in the direction the material is being spread.

Should the plastic liner be damaged during placing, the torn or punctured section shall be either completely replaced or shall be repaired by placing a piece of liner that is large enough to cover the damaged area and to meet the overlap requirement and field weld the seams.

Damage to the liner resulting from the Contractor's vehicles, equipment or operation shall be replaced or repaired by the Contractor at its expense.

- 2. Installation.** The solid and perforated PVC pipe shall be installed per Section 306-1.2.

The perforated PVC pipe shall be placed such that the perforations are pointed downward and located as shown on the drawings. The drainage stone shall be placed and compacted so that it is firm and unyielding prior to placing the pipe. Subsequent backfill shall be in lifts no greater than 8" and compacted to be firm and unyielding.

- 3. Jointing.** Jointing of solid PVC pipe shall be in accordance with section 306-1.2.10. As indicated on the drawings, where there is less than 12" of vertical clearance between the underdrain and the existing water line, then no joints shall be within 10' of either side of the existing water line.

Perforated PVC pipe shall be connected with belled ends, or with sleeve-type or stop-type couplings under AASHTO M 278. Solvent cementing of joints is not required.

**306-1.6 Basis of Payment for Open Trench Installations.** ADD the following:

Payment for all open trench installations shall include furnishing all labor, materials, tools, equipment, transportation and incidentals for the temporary use of steel road plates or boxes required for construction site safety and traffic operations as deemed necessary by the Contractor or the Engineer. Costs related to the temporary use of



plates and boxes shall be considered part of each open trench installation contract pay item as listed in the Bid and no additional compensation shall be allowed therefore.

Pipe underdrain is measured along the centerline of the pipe and parallel with the slope line. The payment quantity includes the length of elbows, tees, wyes and other branches to the point of intersection.

**ADD:**

**306-26**

**PLASTIC LINER.**

**306-26.1**

**General.** Plastic liners or PVC geomembranes that are placed below the bioretention and pervious concrete areas shall be placed in accordance with the following provisions:

**306-26.2**

**Placement.** Liner shall be placed in the trench in accordance with the Plans. The liner shall be placed loosely and seated firmly into the corners. If chemical seams are used then the panels shall overlap by 6' to 8" with a 4" wide seam. If thermal seams are used then the single track weld shall overlap 4" to 6" with a minimum 2" wide seam. All seams shall be made in accordance with the manufacturer's recommendation. If at all possible, seams shall not be located at low points in the subgrade unless the geometry requires seaming to be done at these locations. Damaged liner material shall be repaired at Contractor's expense by placing new material that meets overlap requirements over the damaged area. The liner shall be covered as soon as possible after being placed, but not later than 7 calendar days after placement. Material left uncovered for more than 7 calendar days shall be removed and rejected.

Trench sides and bottom shall be excavated to provide a smooth surface, free of obstructions and debris. After placement of granular fill and bioretention soil, two edges of the liner protruding at the top of the trench shall be anchored to concrete curb or sidewalk per the manufacture's recommendation. Excess material shall be trimmed neatly such that it is not exposed.

**306-26.3**

**Pipe Penetrations and Pipe Sealant.** Provide pipe penetration and Joint Sealant sealing system as shown on the Plans for all utilities and underdrain penetrations through the liner. Penetrations shall be sealed using the same plastic liner or PVC geomembrane material, flat stock and accessories as shown on the Plans and specified hereon. The field fabricated assembly shall be field welded to the main liner as shown on the Plans so as to prevent leakage. These field welds shall be in accordance with the manufacturer's recommendations. All sealed areas shall be Air Lance tested using ASTM D-4437 and verified to be leak free. Adhesive and stainless steel hose clamps shall be included as indicated on Plans.

**306-26.4**

**Measurement and Payment.** Plastic liner shall be measured for payment by the square yard of fabric place, including material for overlaps and splices.

Pipe penetrations and Joint Sealant shall be measured for payment by each as indicated in the Bid.

**306-22**

**Pipe Fusion.** DELETE in its entirety.

## SECTION 308 – LANDSCAPE AND IRRIGATION INSTALLATION

### ADD:

#### 308-2.5 **Bioretention Soil Media (BSM).**

**308-2.5.1 BSM Placement.** Bioretention Soil Media shall be thoroughly mixed prior to delivery using mechanical mixing. BSM shall be lightly tamped by hand and placed in loose lifts no greater than 6” to ensure proper compaction.

Machinery shall not be used in the bioretention facility to place the BSM . The use of light machinery, such as a low ground pressure rubber tracked bobcat, may be permissible with the approval of the Engineer.

#### 308-6 **MAINTENANCE AND PLANT ESTABLISHMENT.** ADD the following:

1. After planting is completed, a field notification will be issued to the Contractor to establish the commencement date of the Plant Establishment Period (PEP). The PEP shall be for a period of 48 months and shall be extended by the Engineer if the planted areas are improperly maintained, appreciable plant replacement is required, or other corrective work becomes necessary. Unhealthy plant materials shall be replaced within 2 weeks from the Engineer’s notification.
2. When the field notification is issued to the Contractor, a Landscape Maintenance Contract shall commence in accordance with Appendix C. The Contractor shall perform the maintenance in accordance with the terms of the Landscape Maintenance Contract. The Contractor’s obligation will be satisfied upon the commencement date of the Landscape Maintenance Contract, and the NOC shall not be invalid by reason of the Contractor’s obligations and work performed in accordance with the Landscape Maintenance Contract.
3. It shall be the contractor’s responsibility to include adequate cordoning measures for protecting new landscape from pedestrian traffic damage, throughout the PEP.
4. The Contractor shall remove and dispose off-site all non-organic debris. Removal of trash and litter shall continue on a regular basis during the PEP. Organic debris resulting from weed and exotic plant removal shall be removed from the site(s) and disposed of in accordance with 7-8, “WORK SITE MAINTENANCE.”

#### 308-7 **PAYMENT.** ADD the following:

BSM Types A, B and C shall be measured and paid per Cubic Yard installed and shall be full compensation furnishing all labor, materials, tools, equipment, transportation and incidentals, and for doing all the work involved in the installation of the pervious backfill material, as specified in the plans, SSWPC, these Special Provisions, and as directed by the Engineer.

In addition;

Landscape Maintenance Contract. Payment for the monitoring and maintenance work required during the PEP and in accordance with the Landscape Maintenance Contract including furnishing bond(s) shall be included in the lump sum Bid item for Plant Establishment and Maintenance Program.

#### **SECTION 705 – WATER DISCHARGE**

**705-2.6.3 Community Health and Safety Plan.** To the City Supplements, DELETE in its entirety and SUBSTITUTE with the following:

**705-2.6.3 Community Health and Safety Plan.** See 703-2, “Community Health and Safety Plan.”

**705-2.6.1 General.** Paragraph (3), CORRECT reference to Section 803 to read “Section 703.”

#### **SECTION 707 – RESOURCE DISCOVERIES**

**ADD:**

**707-1.1 Environmental Document.** The City of San Diego Environmental Analysis Section (EAS) of the Development Services Department has prepared **Notice of Exemption** for the **Bannock Avenue Streetscape Improvements** as referenced in Appendix A.

Compliance with the City’s environmental document is included in the various Bid items, unless a bid item has been provided.

#### **END OF SUPPLEMENTARY SPECIAL PROVISIONS (SSP)**

**SUPPLEMENTARY SPECIAL PROVISIONS**

**APPENDICES**

**APPENDIX A**

**Notice of Exemption**

# NOTICE OF EXEMPTION

TO:  RECORDER/COUNTY CLERK  
P.O. BOX 1750, MS A-33  
1600 PACIFIC HWY, ROOM 260  
SAN DIEGO, CA 92101-2422

FROM: CITY OF SAN DIEGO  
DEVELOPMENT SERVICES DEPARTMENT  
1222 FIRST AVENUE, MS 501  
SAN DIEGO, CA 92101

OFFICE OF PLANNING AND RESEARCH  
1400 TENTH STREET, ROOM 121  
SACRAMENTO, CA 95814

PROJECT NO.: **WBS# B-10027**

PROJECT TITLE: **BANNOCK AVENUE STREETScape IMPROVEMENTS**

PROJECT LOCATION-SPECIFIC: The project site is located within the public right-of-way on the following streets within the Clairemont Mesa Community Plan area: Clairemont Mesa Blvd between Dubois Dr and Frink Ave, Genesee Ave between Clairemont Mesa Blvd and Bannock Ave, Dubois Drive between Clairemont Mesa Blvd and Bannock Ave, Manitou Way from the intersection at Bannock Ave extending 315 east of the intersection of Manitou Way and Genesee Ave, Bannock Ave beginning 40 feet west of the intersection of Bannock Ave and Dubois Dr extending 510 feet east of the intersection of Manitou Way and Genesee Ave.

PROJECT LOCATION-CITY/COUNTY: San Diego/San Diego

DESCRIPTION OF NATURE, PURPOSE, AND BENEFICIARIES OF PROJECT: This 2.4 acre street improvements project would occur within the developed right-of-way and consist of the following: construction of 3,000 square feet of new permeable paving, 11,500 square feet of replacement asphalt paving, and 10,000 square feet of new bio-retention planters; installation of 3,000 linear feet of new perforated/solid 8-inch polyvinyl chloride (PVC) piping and 1,600 linear-feet of new 18-inch reinforced concrete pipe (RCP) underdrain collection piping connecting to the existing storm drain system, two new cleanouts (max depth 7 ½ feet) and one new manhole (max depth 5 ½ feet); installation and repair of new and existing irrigation systems; replacement/relocation of existing sidewalks, driveways and curb and gutter; construction/replacement of new and existing curb ramps; replacement/relocation of existing street signs, and landscaping within bio-retention planters.

NAME OF PUBLIC AGENCY APPROVING PROJECT: City of San Diego, Public Works – E&CP Department

NAME OF PERSON OR AGENCY CARRYING OUT PROJECT: Jeff Soriano, Project Manager  
600 B Street, Suite 800, MS 908A  
San Diego, CA 92101- 4502  
(619) 533-5140

EXEMPT STATUS: (CHECK ONE)

- MINISTERIAL (SEC. 21080(b)(1); 15268);
- DECLARED EMERGENCY (SEC. 21080(b)(3); 15269(a));
- EMERGENCY PROJECT (SEC. 21080(b)(4); 15269 (b)(c))
- CATEGORICAL EXEMPTION:
- STATUTORY EXEMPTIONS:

REASONS WHY PROJECT IS EXEMPT: The City of San Diego prepared a Mitigated Negative Declaration (MND Project No. 134590) for the Urban Runoff Management Plans (URMP) which was certified by City Council on January 22, 2008 (Resolution No. 303352). The URMP MND which specifically allows for the inclusion of Green Street - Infiltration Projects, analyzed the potential for significant impacts to Land Use (Multiple Species Conservation Program/Multi-Habitat Planning Area), Historical Resources (Archaeology) and Paleontological Resources, and contains mitigation measures to address those potential impacts. The URMP MND assumed that future projects would be further evaluated for consistency in accordance with CEQA Section 15162 and would implement all applicable mitigation measures identified in a subsequent Addendum. The subject project was evaluated for consistency with the URMP MND and although it's a project type identified in the URMP, the site is devoid of sensitive biological resources, no portion of the site is located within or directly adjacent to the City's MSCP/MHPA and it is not located on the City's Historical Resources Sensitivity Map. The project will not require excavation at or below a depth of 10 feet, so impacts to Paleontological Resources are not anticipated. As a result, the project would not be subject to any of the mitigation measures identified in the URMP MND and therefore, meets the Categorical Exemption criteria set forth in the CEQA State Guidelines Section 15301(c) [Existing Facilities], which allows for the minor alteration of existing streets, sidewalks, gutters, and similar facilities involving negligible or no expansion of use beyond that existing at the time of the lead agency's determination; Section 15302 [Replacement or Reconstruction], which allows for the replacement or reconstruction of existing structures and facilities where the new structure will be located on the same site as the structure replaced and will have substantially the same purpose and capacity as the structure replaced; Section 15303 [New Construction or Conversion of Small Structures], which allows for construction and location of limited numbers of new, small facilities or structures; and where the exceptions listed in Section 15300.2 would not apply.

LEAD AGENCY CONTACT PERSON: Myra Herrmann

TELEPHONE: (619) 446-5372

IF FILED BY APPLICANT:

1. ATTACH CERTIFIED DOCUMENT OF EXEMPTION FINDING.
2. HAS A NOTICE OF EXEMPTION BEEN FILED BY THE PUBLIC AGENCY APPROVING THE PROJECT?  
 YES  NO

IT IS HEREBY CERTIFIED THAT THE CITY OF SAN DIEGO HAS DETERMINED THE ABOVE ACTIVITY TO BE EXEMPT FROM CEQA

*Meredith Heumann* SENIOR PLANNER  
SIGNATURE/TITLE

July 31, 2012  
DATE

CHECK ONE:

SIGNED BY LEAD AGENCY

SIGNED BY APPLICANT

DATE RECEIVED FOR FILING WITH COUNTY CLERK OR OPR:

**APPENDIX B**

**Fire Hydrant Meter Program**



<b>CITY OF SAN DIEGO CALIFORNIA DEPARTMENT INSTRUCTIONS</b>	<b>NUMBER DI 55.27</b>	<b>DEPARTMENT Water Department</b>
<b>SUBJECT  FIRE HYDRANT METER PROGRAM (FORMERLY: CONSTRUCTION METER PROGRAM)</b>	<b>PAGE 1 OF 10</b>	<b>EFFECTIVE DATE  October 15, 2002</b>
	<b>SUPERSEDES DI 55.27</b>	<b>DATED April 21, 2000</b>

1. **PURPOSE**

- 1.1 To establish a Departmental policy and procedure for issuance, proper usage and charges for fire hydrant meters.

2. **AUTHORITY**

- 2.1 All authorities and references shall be current versions and revisions.
- 2.2 San Diego Municipal Code (NC) Chapter VI, Article 7, Sections 67.14 and 67.15
- 2.3 Code of Federal Regulations, Safe Drinking Water Act of 1986
- 2.4 California Code of Regulations, Titles 17 and 22
- 2.5 California State Penal Code, Section 498B.0
- 2.6 State of California Water Code, Section 110, 500-6, and 520-23
- 2.7 Water Department Director

**Reference**

- 2.8 State of California Guidance Manual for Cross Connection Programs
- 2.9 American Water Works Association Manual M-14, Recommended Practice for Backflow Prevention
- 2.10 American Water Works Association Standards for Water Meters
- 2.11 U.S.C. Foundation for Cross Connection Control and Hydraulic Research Manual

3. **DEFINITIONS**

- 3.1 **Fire Hydrant Meter:** A portable water meter which is connected to a fire hydrant for the purpose of temporary use. (These meters are sometimes referred to as Construction Meters.)

<b>CITY OF SAN DIEGO CALIFORNIA DEPARTMENT INSTRUCTIONS</b>	<b>NUMBER DI 55.27</b>	<b>DEPARTMENT Water Department</b>
<b>SUBJECT  FIRE HYDRANT METER PROGRAM (FORMERLY: CONSTRUCTION METER PROGRAM)</b>	<b>PAGE 2 OF 10</b>	<b>EFFECTIVE DATE  October 15, 2002</b>
	<b>SUPERSEDES DI 55.27</b>	<b>DATED April 21, 2000</b>

- 3.2 **Temporary Water Use:** Water provided to the customer for no longer than twelve (12) months.
- 3.3 **Backflow Preventor:** A Reduced Pressure Principal Assembly connected to the outlet side of a Fire Hydrant Meter.

4. **POLICY**

- 4.1 The Water Department shall collect a deposit from every customer requiring a fire hydrant meter and appurtenances prior to providing the meter and appurtenances (see Section 7.1 regarding the Fees and Deposit Schedule). The deposit is refundable upon the termination of use and return of equipment and appurtenances in good working condition.
- 4.2 Fire hydrant meters will have a 2 ½" swivel connection between the meter and fire hydrant. The meter shall not be connected to the 4" port on the hydrant. All Fire Hydrant Meters issued shall have a Reduced Pressure Principle Assembly (RP) as part of the installation. Spanner wrenches are the only tool allowed to turn on water at the fire hydrant.
- 4.3 The use of private hydrant meters on City hydrants is prohibited, with exceptions as noted below. All private fire hydrant meters are to be phased out of the City of San Diego. All customers who wish to continue to use their own fire hydrant meters must adhere to the following conditions:
  - a. Meters shall meet all City specifications and American Water Works Association (AWWA) standards.
  - b. Customers currently using private fire hydrant meters in the City of San Diego water system will be allowed to continue using the meter under the following conditions:
    - 1. The customer must submit a current certificate of accuracy and calibration results for private meters and private backflows annually to the City of San Diego, Water Department, Meter Shop.

<b>CITY OF SAN DIEGO CALIFORNIA DEPARTMENT INSTRUCTIONS</b>	<b>NUMBER DI 55.27</b>	<b>DEPARTMENT Water Department</b>
<b>SUBJECT  FIRE HYDRANT METER PROGRAM (FORMERLY: CONSTRUCTION METER PROGRAM)</b>	<b>PAGE 3 OF 10</b>	<b>EFFECTIVE DATE  October 15, 2002</b>
	<b>SUPERSEDES DI 55.27</b>	<b>DATED April 21, 2000</b>

2. The meter must be properly identifiable with a clearly labeled serial number on the body of the fire hydrant meter. The serial number shall be plainly stamped on the register lid and the main casing. Serial numbers shall be visible from the top of the meter casing and the numbers shall be stamped on the top of the inlet casing flange.
3. All meters shall be locked to the fire hydrant by the Water Department, Meter Section (see Section 4.7).
4. All meters shall be read by the Water Department, Meter Section (see Section 4.7).
5. All meters shall be relocated by the Water Department, Meter Section (see Section 4.7).
6. These meters shall be tested on the anniversary of the original test date and proof of testing will be submitted to the Water Department, Meter Shop, on a yearly basis. If not tested, the meter will not be allowed for use in the City of San Diego.
7. All private fire hydrant meters shall have backflow devices attached when installed.
8. The customer must maintain and repair their own private meters and private backflows.
9. The customer must provide current test and calibration results to the Water Department, Meter Shop after any repairs.
10. When private meters are damaged beyond repair, these private meters will be replaced by City owned fire hydrant meters.

<b>CITY OF SAN DIEGO CALIFORNIA DEPARTMENT INSTRUCTIONS</b>	<b>NUMBER DI 55.27</b>	<b>DEPARTMENT Water Department</b>
<b>SUBJECT  FIRE HYDRANT METER PROGRAM (FORMERLY: CONSTRUCTION METER PROGRAM)</b>	<b>PAGE 4 OF 10</b>	<b>EFFECTIVE DATE  October 15, 2002</b>
	<b>SUPERSEDES DI 55.27</b>	<b>DATED April 21, 2000</b>

11. When a private meter malfunctions, the customer will be notified and the meter will be removed by the City and returned to the customer for repairs. Testing and calibration results shall be given to the City prior to any re-installation.
  12. The register shall be hermetically sealed straight reading and shall be readable from the inlet side. Registration shall be in hundred cubic feet.
  13. The outlet shall have a 2 ½ "National Standards Tested (NST) fire hydrant male coupling.
  14. Private fire hydrant meters shall not be transferable from one contracting company to another (i.e. if a company goes out of business or is bought out by another company).
- 4.4 All fire hydrant meters and appurtenances shall be installed, relocated and removed by the City of San Diego, Water Department. All City owned fire hydrant meters and appurtenances shall be maintained by the City of San Diego, Water Department, Meter Services.
- 4.5 If any fire hydrant meter is used in violation of this Department Instruction, the violation will be reported to the Code Compliance Section for investigation and appropriate action. Any customer using a fire hydrant meter in violation of the requirements set forth above is subject to fines or penalties pursuant to the Municipal Code, Section 67.15 and Section 67.37.

**4.6 Conditions and Processes for Issuance of a Fire Hydrant Meter**

Process for Issuance

- a. Fire hydrant meters shall only be used for the following purposes:
  1. Temporary irrigation purposes not to exceed one year.

<b>CITY OF SAN DIEGO CALIFORNIA DEPARTMENT INSTRUCTIONS</b>	<b>NUMBER DI 55.27</b>	<b>DEPARTMENT Water Department</b>
<b>SUBJECT  FIRE HYDRANT METER PROGRAM (FORMERLY: CONSTRUCTION METER PROGRAM)</b>	<b>PAGE 5 OF 10</b>	<b>EFFECTIVE DATE  October 15, 2002</b>
	<b>SUPERSEDES DI 55.27</b>	<b>DATED April 21, 2000</b>

2. Construction and maintenance related activities (see Tab 2).
  - b. No customer inside or outside the boundaries of the City of San Diego Water Department shall resell any portion of the water delivered through a fire hydrant by the City of San Diego Water Department.
  - c. The City of San Diego allows for the issuance of a temporary fire hydrant meter for a period not to exceed 12 months (365 days). An extension can only be granted in writing from the Water Department Director for up to 90 additional days. A written request for an extension by the consumer must be submitted at least 30 days prior to the 12 month period ending. No extension shall be granted to any customer with a delinquent account with the Water Department. No further extensions shall be granted.
  - d. Any customer requesting the issuance of a fire hydrant meter shall file an application with the Meter Section. The customer must complete a "Fire Hydrant Meter Application" (Tab 1) which includes the name of the company, the party responsible for payment, Social Security number and/or California ID, requested location of the meter (a detailed map signifying an exact location), local contact person, local phone number, a contractor's license (or a business license), description of specific water use, duration of use at the site and full name and address of the person responsible for payment.
  - e. At the time of the application the customer will pay their fees according to the schedule set forth in the Rate Book of Fees and Charges, located in the City Clerk's Office. All fees must be paid by check, money order or cashiers check, made payable to the City Treasurer. Cash will not be accepted.
  - f. No fire hydrant meters shall be furnished or relocated for any customer with a delinquent account with the Water Department.
  - g. After the fees have been paid and an account has been created, the

<b>CITY OF SAN DIEGO CALIFORNIA DEPARTMENT INSTRUCTIONS</b>	<b>NUMBER DI 55.27</b>	<b>DEPARTMENT Water Department</b>
<b>SUBJECT  FIRE HYDRANT METER PROGRAM (FORMERLY: CONSTRUCTION METER PROGRAM)</b>	<b>PAGE 6 OF 10</b>	<b>EFFECTIVE DATE  October 15, 2002</b>
	<b>SUPERSEDES DI 55.27</b>	<b>DATED April 21, 2000</b>

meter shall be installed within 48 hours (by the second business day). For an additional fee, at overtime rates, meters can be installed within 24 hours (within one business day).

#### 4.7 Relocation of Existing Fire Hydrant Meters

- a. The customer shall call the Fire Hydrant Meter Hotline (herein referred to as “Hotline”), a minimum of 24 hours in advance, to request the relocation of a meter. A fee will be charged to the existing account, which must be current before a work order is generated for the meter’s relocation.
- b. The customer will supply in writing the address where the meter is to be relocated (map page, cross street, etc). The customer must update the original Fire Hydrant Meter Application with any changes as it applies to the new location.
- c. Fire hydrant meters shall be read on a monthly basis. While fire hydrant meters and backflow devices are in service, commodity, base fee and damage charges, if applicable, will be billed to the customer on a monthly basis. If the account becomes delinquent, the meter will be removed.

#### 4.8 Disconnection of Fire Hydrant Meter

- a. After ten (10) months a “Notice of Discontinuation of Service” (Tab 3) will be issued to the site and the address of record to notify the customer of the date of discontinuance of service. An extension can only be granted in writing from the Water Department Director for up to 90 additional days (as stated in Section 4.6C) and a copy of the extension shall be forwarded to the Meter Shop Supervisor. If an extension has not been approved, the meter will be removed after twelve (12) months of use.
- b. Upon completion of the project the customer will notify the Meter Services office via the Hotline to request the removal of the fire hydrant meter and appurtenances. A work order will be generated

<b>CITY OF SAN DIEGO CALIFORNIA DEPARTMENT INSTRUCTIONS</b>	<b>NUMBER DI 55.27</b>	<b>DEPARTMENT Water Department</b>
<b>SUBJECT  FIRE HYDRANT METER PROGRAM (FORMERLY: CONSTRUCTION METER PROGRAM)</b>	<b>PAGE 7 OF 10</b>	<b>EFFECTIVE DATE  October 15, 2002</b>
	<b>SUPERSEDES DI 55.27</b>	<b>DATED April 21, 2000</b>

for removal of the meter.

- c. Meter Section staff will remove the meter and backflow prevention assembly and return it to the Meter Shop. Once returned to the Meter Shop the meter and backflow will be tested for accuracy and functionality.
- d. Meter Section Staff will contact and notify Customer Services of the final read and any charges resulting from damages to the meter and backflow or its appurtenance. These charges will be added on the customer's final bill and will be sent to the address of record. Any customer who has an outstanding balance will not receive additional meters.
- e. Outstanding balances due may be deducted from deposits and any balances refunded to the customer. Any outstanding balances will be turned over to the City Treasurer for collection. Outstanding balances may also be transferred to any other existing accounts.

5. **EXCEPTIONS**

- 5.1 Any request for exceptions to this policy shall be presented, in writing, to the Customer Support Deputy Director, or his/her designee for consideration.

6. **MOBILE METER**

- 6.1 Mobile meters will be allowed on a case by case basis. All mobile meters will be protected by an approved backflow assembly and the minimum requirement will be a Reduced Pressure Principal Assembly. The two types of Mobile Meters are vehicle mounted and floating meters. Each style of meters has separate guidelines that shall be followed for the customer to retain service and are described below:
  - a) **Vehicle Mounted Meters:** Customer applies for and receives a City owned Fire Hydrant Meter from the Meter Shop. The customer mounts the meter on the vehicle and brings it to the Meter Shop for

<b>CITY OF SAN DIEGO CALIFORNIA DEPARTMENT INSTRUCTIONS</b>	<b>NUMBER DI 55.27</b>	<b>DEPARTMENT Water Department</b>
<b>SUBJECT  FIRE HYDRANT METER PROGRAM (FORMERLY: CONSTRUCTION METER PROGRAM)</b>	<b>PAGE 8 OF 10</b>	<b>EFFECTIVE DATE  October 15, 2002</b>
	<b>SUPERSEDES DI 55.27</b>	<b>DATED April 21, 2000</b>

inspection. After installation is approved by the Meter Shop the vehicle and meter shall be brought to the Meter Shop on a monthly basis for meter reading and on a quarterly basis for testing of the backflow assembly. Meters mounted at the owner's expense shall have the one year contract expiration waived and shall have meter or backflow changed if either fails.

b) **Floating Meters:** Floating Meters are meters that are not mounted to a vehicle. **(Note: All floating meters shall have an approved backflow assembly attached.)** The customer shall submit an application and a letter explaining the need for a floating meter to the Meter Shop. The Fire Hydrant Meter Administrator, after a thorough review of the needs of the customer, (i.e. number of jobsites per day, City contract work, lack of mounting area on work vehicle, etc.), may issue a floating meter. At the time of issue, it will be necessary for the customer to complete and sign the "Floating Fire Hydrant Meter Agreement" which states the following:

- 1) The meter will be brought to the Meter Shop at 2797 Caminito Chollas, San Diego on the third week of each month for the monthly read by Meter Shop personnel.
- 2) Every other month the meter will be read and the backflow will be tested. This date will be determined by the start date of the agreement.

If any of the conditions stated above are not met the Meter Shop has the right to cancel the contract for floating meter use and close the account associated with the meter. The Meter Shop will also exercise the right to refuse the issuance of another floating meter to the company in question.

Any Fire Hydrant Meter using reclaimed water shall not be allowed use again with any potable water supply. The customer shall incur the cost of replacing the meter and backflow device in this instance.



<b>CITY OF SAN DIEGO CALIFORNIA DEPARTMENT INSTRUCTIONS</b>	<b>NUMBER DI 55.27</b>	<b>DEPARTMENT Water Department</b>
<b>SUBJECT  FIRE HYDRANT METER PROGRAM (FORMERLY: CONSTRUCTION METER PROGRAM)</b>	<b>PAGE 9 OF 10</b>	<b>EFFECTIVE DATE  October 15, 2002</b>
	<b>SUPERSEDES DI 55.27</b>	<b>DATED April 21, 2000</b>

7. **FEE AND DEPOSIT SCHEDULES**

- 7.1 **Fees and Deposit Schedules:** The fees and deposits, as listed in the Rate Book of Fees and Charges, on file with the Office of the City Clerk, are based on actual reimbursement of costs of services performed, equipment and materials. These deposits and fees will be amended, as needed, based on actual costs. Deposits, will be refunded at the end of the use of the fire hydrant meter, upon return of equipment in good working condition and all outstanding balances on account are paid. Deposits can also be used to cover outstanding balances.

All fees for equipment, installation, testing, relocation and other costs related to this program are subject to change without prior notification. The Mayor and Council will be notified of any future changes.

8. **UNAUTHORIZED USE OF WATER FROM A HYDRANT**

- 8.1 Use of water from any fire hydrant without a properly issued and installed fire hydrant meter is theft of City property. Customers who use water for unauthorized purposes or without a City of San Diego issued meter will be prosecuted.
- 8.2 If any unauthorized connection, disconnection or relocation of a fire hydrant meter, or other connection device is made by anyone other than authorized Water Department personnel, the person making the connection will be prosecuted for a violation of San Diego Municipal Code, Section 67.15. In the case of a second offense, the customer's fire hydrant meter shall be confiscated and/or the deposit will be forfeited.
- 8.3 Unauthorized water use shall be billed to the responsible party. Water use charges shall be based on meter readings, or estimates when meter readings are not available.
- 8.4 In case of unauthorized water use, the customer shall be billed for all applicable charges as if proper authorization for the water use had been obtained, including but not limited to bi-monthly service charges, installation charges and removal charges.

<b>CITY OF SAN DIEGO CALIFORNIA DEPARTMENT INSTRUCTIONS</b>	<b>NUMBER DI 55.27</b>	<b>DEPARTMENT Water Department</b>
<b>SUBJECT  FIRE HYDRANT METER PROGRAM (FORMERLY: CONSTRUCTION METER PROGRAM)</b>	<b>PAGE 10 OF 10</b>	<b>EFFECTIVE DATE  October 15, 2002</b>
	<b>SUPERSEDES DI 55.27</b>	<b>DATED April 21, 2000</b>

- 8.5 If damage occurs to Water Department property (i.e. fire hydrant meter, backflow, various appurtenances), the cost of repairs or replacements will be charged to the customer of record (applicant).

**Water Department Director**

- Tabs: 1. Fire Hydrant Meter Application  
2. Construction & Maintenance Related Activities With No Return To Sewer  
3. Notice of Discontinuation of Service

**APPENDIX**

**Administering Division:** Customer Support Division

**Subject Index:** Construction Meters  
Fire Hydrant  
Fire Hydrant Meter Program  
Meters, Floating or Vehicle Mounted  
Mobile Meter  
Program, Fire Hydrant Meter

**Distribution:** DI Manual Holders



# Application For Fire Hydrant Meter

(EXHIBIT A)

For Office Use Only

Department: METER SHOP 619 527 7449  
2797 Camino Cholas • San Diego, California 92105-5097 • FAX 619 527 3125

NS Req:	Fac #:
Date:	By:

Application Date:	Requested Install Date:
-------------------	-------------------------

Fire Hydrant Location: (Attach detailed map, Thomas Bros. map location or construction drawing.)

Specific Use of Water:

Any return to Sewer or Storm Drain, if so, explain:

Estimated Duration of Meter Use:   Check Box if Reclaimed Water

## Company Information

Company Name:

Mailing Address:

City: State: Zip Code: Phone: ( )

\*Business License #: \*Contractor License #:

\*A copy of the Contractor's License and/or Business License is required at the time of meter issuance.

Name and Title of Agent: Phone: ( )

Site Contact Name and Title: Phone: ( )

Pager #: Cell: ( )

Responsible Party Name: Title:

Social Security or Cal ID #: Phone: ( )

Signature: Date:

Guarantees payment of all charges resulting from the use of this meter. Insures that employees of this organization understand the proper use of Fire Hydrant Meter.

## Fire Hydrant Meter Removal Request

Check Box to Request Removal of Above Meter Requested Removal Date:

Provide current Meter location if different from above:

Signature: Title: Date:

Phone: ( ) Pager: ( )

### For Office Use Only

<input type="checkbox"/> City Meter	<input type="checkbox"/> Private Meter		
CIS Account #:	Deposit Amount: \$	Fees Amount: \$	
Meter Serial #:	Meter Size:	Meter Make & Style:	
Backflow #:	Backflow Size:	Meter Make & Style:	
Name:	Signature:	Date:	

\$1,108.45 - FOR 24 HR INSTALLATION  
 \$1,052.26 - FOR 48 HR INSTALLATION

FHM App Created: 11/2/00-htp

**"Exhibit B"**

**CONSTRUCTION AND MAINTENANCE RELATED ACTIVITIES WITH NO RETURN TO SEWER:**

**Auto Detailing  
Backfilling  
Combination Cleaners (Vactors)  
Compaction  
Concrete Cutters  
Construction Trailers  
Cross Connection Testing  
Dust Control  
Flushing Water Mains  
Hydro blasting  
Hydro Seeding  
Irrigation (for establishing irrigation only; not continuing irrigation)  
Mixing Concrete  
Mobile Car Washing  
Special Events  
Street Sweeping  
Water Tanks  
Water Trucks  
Window Washing**

**Note: If there is any return to sewer or storm drain, then sewer and/or storm drain fees will be charged.**

**"Exhibit C"**

Date

Name of Responsible Party  
Company Name and address  
Account Number: \_\_\_\_\_

Subject: Discontinuation of Fire Hydrant Meter Service

Dear Water Department Customer:

The authorization for use of Fire Hydrant Meter # \_\_\_\_\_ located at (Meter location address) ends in 60 days and will be removed on or after (Date authorization expires). Extension requests for an additional 90 days must be submitted in writing for consideration 30 days prior to the discontinuation date. If you require an extension, please refer to the Water Departments', Department Instruction (D.I.) 55.27 for further information and procedure.

Mail your request for an extension to :

City of San Diego, Water Department  
Attn: Meter Services  
2797 Caminito Chollas  
San Diego, Ca. 92105-5097

Should you have any questions regarding this matter, please call the Fire Hydrant "Hot Line" at: (xxx) xxx-xxx.

Sincerely,

City of San Diego Water Department



**Fire Hydrant Meter Relocate/Removal Request**

(EXHIBIT D)

*For Office Use Only*

NS Req:	FHM Fac #:
Date:	By:

Date:

*Instruction: Complete pertinent information then FAX both form and map to (xxx) xxx-xxxx, mail, or hand-deliver to the City of San Diego, Water Department/Meter Shop at: 2707 Caminito Chollas San Diego, CA 92105*

**Meter Information**

Billing Account #:	Requested Move Date:
Current Fire Hydrant Meter Location:	
New Meter Location: (Attach a detailed map, Thomas Bros map location or construction drawing.)	

**Company Information**

Company Name:			
Mailing Address			
City:	State:	Zip Code:	Phone: ( )
Name and Title of Requestor:			Phone: ( )
Site Contact Name and Title			Phone: ( )
Pager #:			Cell: ( )
Responsible Party Name authorizing relocation fee:			
Signature:	Title:	Date:	

**Fire Hydrant Meter Removal Request**

<input type="checkbox"/> Check Box to Request Removal of Above Meter	Requested Removal Date:	
Provide current Meter location if different from above:		
Signature:	Title:	Date:
Phone: ( )	Pager: ( )	

*For Office Use Only*

CIS Account #:	Fees Amount: \$		
Meter Serial #:	Size:	Make/Style	
Backflow #:	Size:	Make/Style	
Name:	Signature:	Date:	

FHM Relocate\_Removal Form

FHM App Created: 11/2/00-htp

**APPENDIX C**

**Sample City Invoice**

City of San Diego, Field Engineering Div., 9485 Aero Drive, SD CA 92123						Contractor's Name:					
Project Name:						Contractor's Address:					
SAP No. (WBS/IO/CC):											
City Purchase Order No. :						Contractor's Phone #:			Invoice No.		
Resident Engineer (RE):						Contractor's Fax #:			Invoice Date:		
RE Phone#:			RE Fax#:			Contact Name:			Billing Period:		
Item #	Item Description	Contract Authorization				Previous Estimate		This Estimate		Totals to Date	
		Unit	Qty	Price	Extension	%/QTY	Amount	% / QTY	Amount	% / QTY	Amount
1	2 Parallel 4" PVC C900	LF	1,380	\$34.00	\$46,920.00						
2	48" Primary Steel Casing	LF	500	\$1,000.00	\$500,000.00						
3	2 Parallel 12" Secondary Steel	LF	1,120	\$53.00	\$59,360.00						
4	Construction and Rehab of PS 49	LS	1	\$150,000.00	\$150,000.00						
5	Demo	LS	1	\$14,000.00	\$14,000.00						
6	Install 6' High Chain Link Fence	LS	1	\$5,600.00	\$5,600.00						
7	General Site Restoration	LS	1	\$3,700.00	\$3,700.00						
8	10" Gravity Sewer	LF	10	\$292.00	\$2,920.00						
9	4" Blow Off Valves	EA	2	\$9,800.00	\$19,600.00						
10	Bonds	LS	1	\$16,000.00	\$16,000.00						
11	Field Orders	AL	1	80,000	\$80,000.00						
11.1	Field Order 1	LS	5,500	\$1.00	\$5,500.00						
11.2	Field Order 2	LS	7,500	\$1.00	\$7,500.00						
11.3	Field Order 3	LS	10,000	\$1.00	\$10,000.00						
11.4	Field Order 4	LS	6,500	\$1.00	\$6,500.00						
12	Certified Payroll	LS	1	\$1,400.00	\$1,400.00						
<b>CHANGE ORDERS</b>											
Change Order 1			4,890								
Items 1-4					\$11,250.00						
Item 5-Deduct Bid Item 3		LF	120	-\$53.00	(\$6,360.00)						
Change Order 2			160,480								
Items 1-3					\$95,000.00						
Item 4 Deduct Bid Item 1		LF	380	-\$340.00	(\$12,920.00)						
Item 5-Encrease bid Item 9		LF	8	\$9,800.00	\$78,400.00						
Change Order 3 (Close Out)			-121,500								
Item 1 Deduct Bid Item 3			53	-500.00	(\$26,500.00)						
Item 2 Deduct Bid Item 4		LS	-1	45,000.00	(\$45,000.00)						
Items 3-9			1	-50,500.00	(\$50,500.00)						
<b>SUMMARY</b>								Total This	\$ -	Total Billed	\$0.00
A. Original Contract Amount						<b>Retention and/or Escrow Payment Schedule</b>					
B. Approved Change Order 1 Thru 3						Total Retention Required as of this billing					
C. Total Authorized Amount (A+B)						Previous Retention Withheld in PO or in Escrow					
D. Total Billed to Date						Add'l Amt to Withhold in PO/Transfer in Escrow:					
E. Less Total Retention (5% of D)						Amt to Release to Contractor from PO/Escrow:					
F. Less Total Previous Payments											
G. Payment Due Less Retention						Contractor Signature and Date:					
H. Remaining Authorized Amount											



**APPENDIX D**

**Landscape Maintenance Contract**

## LANDSCAPE MAINTENANCE CONTRACT

This Landscape Maintenance Contract [Contract] is made and entered into by and between the City of San Diego [City], a municipal corporation, and [insert name of the Contractor, to be identified after award] [Contractor], who may be individually or collectively referred to herein as a “Party” or the “Parties.”

### RECITALS

- A. Concurrent with the Contract execution, the Parties entered into an agreement [Agreement] for the construction of **BANNOCK AVENUE STREETSCAPE ENHANCEMENTS** [Project], WBS NO. **B-10027**, Bid No. **K-13-5719-DBB-3**.
- B. In accordance with the Agreement, the Contractor shall enter into this contract with the City for the purpose of implementing and fulfilling long-term landscape maintenance requirements in accordance with the City of San Diego Municipal Code and the Contract Documents for the specified development of **Bannock Avenue Streetscape Enhancements** [Maintenance Requirements].
- C. The Contractor is ready and willing to fulfill its maintenance requirements in accordance with the terms of this contract i.e., Maintenance Requirements.

NOW, THEREFORE, in consideration of the above recitals and the mutual covenants and conditions set forth herein, and for good and valuable consideration, the receipt and sufficiency of which are hereby acknowledged, the Parties hereby set forth their mutual covenants and understandings as follows:

### INTRODUCTORY PROVISIONS

1. **Recitals Incorporated.** The above referenced Recitals are true and correct and are incorporated into this contract by this reference.
2. **Exhibits Incorporated.** All Exhibits and Attachments referenced in this contract are incorporated into this contract by this reference.
3. **Contract Term.** This contract shall be effective on the date the Notice of Completion for the Agreement is executed, and it shall be effective until completion of the Work, described in Section 1.1 below.
4. **Terms and Conditions.** This contract is subject to the terms and conditions of the Agreement included in The GREENBOOK and The WHITEBOOK i.e., Part 1, Sections 212, 308, and 801 through Section 808 and The WHITEBOOK EOCP Section except as follows.

### SECTION 1: SCOPE OF WORK

- 1.1. **General.** The Contractor shall fulfill the Project’s Maintenance Requirements [Work] as identified in the scope of work attached as Exhibit A in a manner satisfactory to the City.

The Contractor shall provide all equipment, labor, and materials necessary to perform the **Work** as described in the written in Exhibit A, at the direction of the City.

- 1.2. Work Schedule.** After receiving notification from the City, the Contractor shall create a comprehensive schedule of Work for performance of this contract [Schedule] for the City's approval. The Schedule shall include routine work and inspection and infrequent operations such as repairs, fertilization, aerification, watering, and pruning.

The City will approve the Schedule prior to the commencement of the Work. The City may require the Contractor to revise the Schedule. The Contractor shall not revise the Schedule unless the revisions have received the prior written approval of the City.

- 1.3. Commencement of Work & Maintenance Period.** The Contract shall begin on the date indicated in the field notification to be issued by City to the Contractor in accordance with the Project's Agreement [Field Notification], and shall continue for [24] months. A copy of the Field Notification shall be attached hereto as Exhibit B.

- 1.4. Performance of Work.** The Work shall be performed in accordance with the manufacturer's recommendations.

- 1.5. License.** The Contractor shall hold the following licenses in good standing:

- a) C-27 State Contractor's License. Alternatively, the Contractor shall retain the services of a Subcontractor with a C-27 State Contractor's License.
- b) Pest Control Advisor's License. Alternatively, the Contractor shall retain the services of a licensed Pest Control Advisor.
- c) Registration with the County Agriculture Commission.
- d) Qualified Applicator's Certificate for Category B. This shall apply to any person supervising the use of pesticides, herbicides, or rodenticides.
- e) City of San Diego Business License.

Prior to performing the Work, the Contractor shall complete and submit to the City the License Data Sheet. See Exhibit C.

- 1.6. Hours of Performance.** The Contractor shall perform the Work between the hours of 6:00 a.m. and 6:00 p.m., Monday through Friday [Working Hours]. The City may, in its sole discretion, grant permission to Contractor to perform Work during non-Working Hours. Maintenance functions that generate excess noise, e.g., operations of power equipment which would cause annoyance to area residents, shall not begin before 7:00 a.m.

## SECTION 2: ADMINISTRATION

- 2.1 Contract Administrator.** The Transportation and Storm Water Department, is the Contract Administrator for the Contract. The Contractor shall perform the Work under the direction of a designated representative of the **Public Works** - Engineering and Capital Projects Department.

The City will communicate with the Contractor on all matters related to the administration of this contract and the Contractor's performance of the Work rendered hereunder. When this contract refers to communications to or with City, those communications shall be with the City, unless the City or this contract specifies otherwise. Further, when this contract requires an act or approval by City, that act or approval will be performed by the City.

- 2.2 Local Office.** The Contractor shall maintain a local office with a competent company representative who can be reached during Normal Working Hours and who is authorized to discuss matters pertaining to this contract with the City. A local office is one located in San Diego County that can be reached by telephone and facsimile. An answering service in conjunction with a company email address for the designated company representative would fulfill this requirement. A mobile telephone shall not fulfill the requirement for a local office. All calls from the City shall be returned within a 1 hour period.
- 2.3 Emergency Calls.** The Contractor shall have the capability to receive and to respond immediately to calls of an emergency nature. The City shall refer emergency calls to Contractor for immediate disposition. The Contractor shall provide City with a 24 hour emergency telephone number for this purpose.
- 2.4 Staffing.** The Contractor shall furnish sufficient supervisory and working personnel capable of promptly accomplishing on schedule, and to the satisfaction of City, all Work required under this contract.
- 2.5 Contractor Inspections.** The Contractor shall perform inspections of the Work site and prepare and submit to the City a Punchlist and dates of correction. The Punchlist shall include a comprehensive report of Work performed at the Work site to ensure 100% cover.

### **PART 3: WORK SITE MAINTENANCE**

- 3.1 Use of Chemicals.** The Contractor shall submit to City for approval sample labels and MSDS for all chemical herbicides, rodenticides and pesticides proposed for use under this contract. Materials included shall be limited to chemicals approved by the State of California Department of Agriculture.

The use of any chemical shall be based on the recommendations of a licensed pest control advisor. Annual PCA Pesticide Recommendations are required for each pesticide proposed to be used for the Work site covered by this contract. The use of chemicals shall conform to the current San Diego County Department of Agriculture regulations.

No chemical herbicide, rodenticide, or pesticide shall be applied until its use is approved, in writing, by City as appropriate for the purpose and area proposed.

The Contractor shall submit a monthly pesticide use report to City along with Contractor's invoices for payment. This report shall include a statement of all applications of herbicides, rodenticides, and pesticides, detailing the chemical used, undiluted quantity, rate of application, applicator's name, and the date and purpose of the application. For months in which no pesticides are applied, state "No Pesticide Used" on the report.

**3.2 Irrigation Water.** The Contractor shall diligently practice water conservation, including minimizing run-off or other waste. The Contractor shall turn off irrigation systems, if any, during periods of rainfall and at such other times when suspension of irrigation is desirable to conserve water and to remain within the guidelines of good horticulturally acceptable landscape maintenance practices. The Contractor's failure to properly manage and conserve water may result in deductions or other penalties.

If Contractor causes excessive use or waste of irrigation water, the estimated cost of that water shall be deducted from the monthly payment. Further, any monetary fines or other damages assessed to City for Contractor's failure to follow water conservation regulations imposed by the City, the State of California, the County Water Authority, or other legal entity shall be Contractor's responsibility and may be deducted from the monthly payment.

**3.3 Payment for Water.** The Contractor shall pay for the water used in the maintenance of the Work site unless specified otherwise.

**3.4 Satisfactory Progression.** If the Plant Establishment is not progressing towards the required 100% Survival, as defined in the Scope of Work, in accordance with the Work Schedule, as determined by City, City may adjust monthly payments to Contractor accordingly.

#### SECTION 4: COMPENSATION

**4.1 Maximum Compensation.** The compensation for this contract shall not exceed \$[the Contractor's lump sum bid amount for this long-term maintenance contract; will be established during the award process] [Contract Price].

**4.2 Wage Rates.** Refer to the Agreement for Prevailing wages requirements for this contract.

**4.3 Method of Payment and Reports.** The payments will be made monthly as a linear percentage of the Contract Price. As conditions precedent to payment, the Contractor shall submit every month a detailed invoice and report of maintenance work performed. The Contractor's failure to submit the required reports or certified payrolls as described in the Agreement shall constitute a basis for withholding of payment by the City.

**4.4 Final Payment.** The Contractor shall not receive the final payment until the following conditions have been completed to the City's satisfaction:

The item(s) of the work subject to a 100% survival as specified in Exhibit A [Maintenance Items] have been determined to be in compliance with the Agreement and this contract.

The Contractor has provided to the City a signed and notarized Affidavit of Disposal, a copy of which is attached to the Agreement (Attachment C, Specifications, Front End Volume 1), stating that all brush, trash, debris, and surplus materials resulting from the Work have been disposed of in a legal manner.

The Contractor has performed comprehensive and successful testing and checks of the Maintenance Items.

**4.5** Notwithstanding sections 3.3 and 3.4, the Contractor may request that the City pay all or some of the compensation for the Contract at a time earlier than provided in those sections if the Contractor provides a surety bond acceptable to the City which secures performance of the Contract for the full remaining term. Early payment under this section and acceptability of such bond shall be at the City’s sole discretion.

## **SECTION 5: BONDS AND INSURANCE**

**5.1 Contract Bonds.** Prior to commencement of the Work, Contractor, at its sole cost and expense, shall provide to City the following bonds issued by a surety authorized to issue bonds in California and otherwise satisfactory to City:

A Payment Bond (Material and Labor Bond) in an amount not less than the Contract Price, to satisfy claims of material suppliers and mechanics and laborers employed by it on the Work. The Payment Bond shall be maintained by the Contractor in full force and effect until the Work is accepted by City and until all claims for materials and labor are paid, and shall otherwise comply with the California Civil Code.

A Performance Bond in an amount not less than the Contract Price to guarantee faithful performance of all Work, within the time prescribed, in a manner satisfactory to the City, and that all materials and workmanship will be free from original or developed defects. The Performance Bond shall remain in full force and effect until performance of the Work is completed as set forth in this contract.

**5.2 Insurance.** At all times during the term of this contract, the Contractor shall maintain insurance coverage as specified in the Agreement, Section 7-3, “LIABILITY INSURANCE.”

The Contractor shall not begin the Work under this contract until it has complied with the following:

- a) Obtain insurance certificates reflecting evidence of insurance as specified in the Agreement, Section 7-3, “LIABILITY INSURANCE” for:
  - 1. Commercial General Liability
  - 2. Commercial Automobile Liability
  - 3. Worker’s Compensation

The Contractor shall submit copies of any policy upon request by the City.

- b) Confirm that all policies contain the specific provisions required in Section 7-3, “LIABILITY INSURANCE.”

The Contractor shall not modify any policy or endorsement thereto which increases the City’s exposure to loss for the duration of this contract.

## SECTION 6: SPECIAL PROVISIONS

- 6.1 Illness and Injury Prevention Program.** The Contractor shall comply with all the mandates of Senate Bill 198 and specifically shall have a written Injury Prevention Program on file with the City in accordance with all applicable standards, orders, or requirements of California Labor Code, Section 6401.7. This Program shall be on file prior to performance of any Work.
- 6.2 Drug-Free Workplace.** The Contractor agrees to comply with the City’s Drug-Free Workplace requirements set forth in Council Policy 100-17, adopted by Council Resolution No. R-277952 and incorporated into this contract by this reference. The Contractor has certified to the City that it will provide a drug-free workplace by submitting a Certification for a Drug-Free Workplace form.
- 6.2.1 Contractor’s Notice to Employees.** The Contractor shall publish a statement notifying employees that the unlawful manufacture, distribution, dispensation, possession, or use of a controlled substance is prohibited in the work place, and specifying the actions that will be taken against employees for violations of the prohibition.
- 6.2.2 Drug-Free Awareness Program.** The Contractor shall establish a drug-free awareness program to inform employees about all of the following:
1. The dangers of drug abuse in the work place.
  2. The policy of maintaining a drug-free work place.
  3. Available drug counseling, rehabilitation, and employee assistance programs.
  4. The penalties that may be imposed upon employees for drug abuse violations.
  5. Posting the Statement. The Contractor shall post the drug-free policy in a prominent place.
  6. Subcontractor’s Contracts. The Contractor further certifies that each contract for Subcontractor Services for this contract shall contain language that binds the Subcontractor to comply with the provisions of Section 7.1 of this contract, as required by Sections 2.A.(1) through (3) of Council Policy 100-17. The Contractors and Subcontractors shall be individually responsible for their own drug-free work place program.
  7. Program Requirements Satisfaction. The requirements of a drug-free awareness program can be satisfied by periodic “tailgate sessions” covering the various aspects of drug-abuse education. Although an in-house employee assistance program is not required, the Contractor shall be expected to provide a listing of drug rehabilitation and counseling programs available in the community at large.
- 6.3 Americans with Disabilities Act.** The Contractor is responsible as an employer, contractor, and the City representative to comply with all portions of Title 24 and the ADA. (For specific services and public accommodations, the Contractor may contact the Office of the Americans with

Disabilities Act, Civil Rights Division, U.S. Department of Justice, P.O. Box 66118, Washington, D.C. 20035-6118; phone number (202) 514-0301.)

The Contractor acknowledges and agrees that it is aware of and will comply with Council Policy 100-04, incorporated herein by this reference, adopted by Resolution No. R-282153, relating to the federal mandated ADA. The policy applies equally to the Contractor and all Subcontractors.

The Contractor shall include in each subcontract agreement language which requires Subcontractor to abide by these provisions. The Contractor and all Subcontractors shall be individually responsible for administering their own ADA and Title 24 program.

- 6.4 Taxpayer Identification Number.** I.R.S. regulations require the City to have the correct name, address, and Taxpayer Identification Number (TIN) or Social Security Number (SSN) on file for businesses or persons who provide services or products to the City. This information is necessary to complete Form 1099 at the end of each tax year. As such, the Contractor shall provide the City with a Form W-9 upon execution of this contract.

## SECTION 7: GENERAL PROVISIONS

- 7.1 Assignment.** The Contractor shall not assign the obligations under this contract, whether by express assignment or by sale of the company, nor any monies due or to become due, without City's prior written approval. Any assignment in violation of this Section shall constitute a Default and is grounds for immediate termination of this contract, at the sole discretion of City. In no event shall any putative assignment create a contractual relationship between City and any putative assignee.
- 7.2 Independent Contractors.** The Contractor and any Subcontractors employed by Contractor shall be independent contractors and not agents of City. Any provisions of this contract that may appear to give City any right to direct Contractor concerning the details of performing the Work, or to exercise any control over such performance, shall mean only that Contractor shall follow the direction of City concerning the end results of the performance.
- 7.3 Covenants and Conditions.** All provisions of this contract expressed as either covenants or conditions on the part of the City or the Contractor shall be deemed to be both covenants and conditions.
- 7.4 Jurisdiction, Venue, and Attorney's Fees.** The venue for any suit or proceeding concerning this contract, the interpretation or application of any of its terms, or any related disputes shall be in the County of San Diego, State of California. The prevailing Party in any such suit or proceeding shall be entitled to a reasonable award of attorney's fees in addition to any other award made in such suit or proceeding.
- 7.5 Successors in Interest.** This Contract and all rights and obligations created by this contract shall be in force and effect whether or not any Parties to the Contract have been succeeded by another entity, and all rights and obligations created by this contract shall be vested and binding on any Party's successor in interest.
- 7.6 Integration.** This Contract and the exhibits, attachments, and references incorporated into this contract fully express all understandings of the Parties concerning the matters covered in this



contract. No change, alteration, or modification of the terms or conditions of this contract, and no verbal understanding of the Parties, their officers, agents, or employees shall be valid unless made in the form of a written change agreed to in writing by both Parties or an amendment to this contract agreed to by both Parties. All prior negotiations and agreements are merged into this contract.

- 7.7 Counterparts.** This Contract may be executed in counterparts, which when taken together shall constitute a single signed original as though all Parties had executed the same page.
- 7.8 No Waiver.** No failure of either the City or the Contractor to insist upon the strict performance by the other of any covenant, term or condition of this contract, nor any failure to exercise any right or remedy consequent upon a breach of any covenant, term, or condition of this contract, shall constitute a waiver of any such breach or of such covenant, term or condition. No waiver of any breach shall affect or alter this contract, and each and every covenant, condition, and term hereof shall continue in full force and effect to any existing or subsequent breach.
- 7.9 Severability.** The unenforceability, invalidity, or illegality of any provision of this contract shall not render any other provision of this contract unenforceable, invalid, or illegal.
- 7.10 Drafting Ambiguities.** The Parties agree that they are aware that they have the right to be advised by counsel with respect to the negotiations, terms and conditions of this contract, and the decision of whether to seek advice of counsel with respect to this contract is a decision which is the sole responsibility of each Party. This Contract shall not be construed in favor of or against either Party by reason of the extent to which each Party participated in the drafting of the Contract.
- 7.11 Signing Authority.** The representative for each Party signing on behalf of a corporation, partnership, joint venture or governmental entity hereby declares that authority has been obtained to sign on behalf of the corporation, partnership, joint venture, or entity and agrees to hold the other Party or Parties hereto harmless if it is later determined that such authority does not exist.

**Project Manager: To ensure that all signatures and at least one section of contract appear on the same page.**

IN WITNESS WHEREOF, this Contract is executed by the City of San Diego, acting by and through its Purchasing & Contracting Department Director in accordance with Resolution No. R-**[\*insert number of Resolution authorizing advertising and award of underlying construction contract\*]**, and by Contractor.

Dated this \_\_\_\_\_ day of \_\_\_\_\_, **[insert year]**.

THE CITY OF SAN DIEGO

By: \_\_\_\_\_

Mayor or designee

I HEREBY CERTIFY I can legally bind **[name of Contractor to be determined during RFP award process]** and that I have read this entire contract, this \_\_\_\_\_ day of \_\_\_\_\_, **[insert year]**.

By: \_\_\_\_\_

Printed Name: \_\_\_\_\_

Title: \_\_\_\_\_

I HEREBY APPROVE the form and legality of the foregoing Contract this \_\_\_\_\_ day of \_\_\_\_\_, **[\*insert year\*]**.

Jan I. Goldsmith, City Attorney

By: \_\_\_\_\_

Printed Name: \_\_\_\_\_

Deputy City Attorney

## EXHIBIT A

### SCOPE OF WORK

**(Note to PM: This is a sample. Insert specifications which apply to your project. )**

- I. Location of Work.** The location of the Work to be performed [Landscape Area] is shown on those Specifications and Drawings numbered **36701-1-D** through **36701-22-D** [Specifications], which are incorporated into this contract by this reference as though fully set forth herein.
- II. Description of Work.** The Contractor shall maintain and monitor the Landscape Areas during the Plant Establishment Period in accordance with this contract and the Specifications such that the Landscape Areas meets 100% success criteria. The Work includes complete landscape maintenance consisting of watering, pruning, shaping and trimming of trees, shrubs, grasses and other ground cover plants; fertilization; weed control; control of all plant diseases and pests; upkeep of cordoning measures; trash removal, and all other maintenance listed in this contract and as required to maintain the Landscape Areas in a safe, protected condition and to maintain the plant material in good ecologically healthy and viable condition.
- III. Method of Performing Work.**
- A. Pruning Shrubs and Ground Cover Plants. **[\*\*\*\*\*This section should be split into a landscaping section and a revegetation section]** Contractor shall prune all shrubs and ground cover plants growing in the Landscape Areas as required to:
- i) maintain plants in a healthy, growing condition;
  - ii) maintain plant growth within reasonable bounds;
  - iii) prevent encroachment of passage ways, walks, streets, or view of signs; and
  - iv) prevent encroachment in any manner deemed objectionable by City.
- The Contractor shall remove dead or damaged limbs with sharp pruning tools, with no stubs remaining. The Contractor shall seal any pruning cut which exceeds 2” in diameter with an approved pruning paint when required by City. The Contractor shall perform pruning to permit plants to grow naturally in accordance with their normal growth characteristics except where box hedging is required by City. The Contractor shall not shear, hedge, or severely prune plants, unless authorized by City. The Contractor shall not use growth regulators.
- B. Tree Maintenance. **[\*\*\*\*\*This section talks only about tree issues. The same or similar discussion should be included for all container plants in revegetation situations.]** Contractor shall maintain all trees in the Landscape areas in their natural shapes. The Contractor shall perform pruning to promote the best growth habits, appearance, and health of the tree, and to prevent encroachment which blocks vision or is in any manner deemed undesirable by City. The Contractor is responsible for tree pruning that can be accomplished with a 12’ pole saw by a worker standing on the ground. The Contractor shall not top trees.

1. Potential Hazards. The Contractor shall notify City within 24 hours of any tree that shows signs of root heaving or leaning, or is in any manner a potential safety hazard. The Contractor shall immediately reestablish trees and shrubs that are uprooted due to storms, if possible. If trees or shrubs cannot be reestablished, Contractor shall remove them immediately (including roots) and fill the holes until replacement planting is complete.
2. Replacement. The Contractor shall completely remove and replace trees lost due to Contractor's faulty maintenance or negligence, as determined by City. The Contractor shall replace trees in kind and size as determined by City. If there is a difference in value between the tree lost and the replacement tree, City will deduct the difference from the Contract payment. The City shall determine the value of the tree lost using the latest International Society of Arboriculture (I.S.A.) guidelines for value determination.
3. Staking. The Contractor shall securely stake any newly planted trees and other trees needing support with 2 "lodge pole" type stakes placed on opposite sides of the tree outside the root ball and secured to the tree with at least two flexible rubber tree ties. The Contractor shall regularly inspect tree ties and stakes and reposition them as necessary to ensure against girdling and abrasion.

D. Fertilization. Contractor shall fertilize the Landscape Area as necessary to meet the 100% survival criteria and shall include in the Work Schedule Prior to any fertilization. Contractor shall submit to City Material Safety Data Sheets and a schedule of application showing the site, date, and approximate time of fertilizer application [Fertilizer Schedule]. The Fertilization Schedule, regardless of its intensity, timing, or the number of sites covered daily or weekly, shall not excuse Contractor from performing any other Work regularly required under this contract. All fertilization shall first be approved by the City.

1. Contractor shall notify City at least 48 hours before beginning any fertilization. Fertilizer shall be delivered to the site only in the original unopened containers bearing the manufacturer's guaranteed analysis. Damaged packages shall not be accepted. The Contractor shall furnish City with duplicate signed, legible copies of all certificates and invoices for all fertilizer to be used for this contract. The invoices shall state the grade, amount and quantity received. Both the copy to be retained by City and Contractor's copy shall be signed by City, on site, before any fertilizer may be used.
2. Fertilizers, if necessary, shall be applied at the direction of the City and according to manufacturer's product specifications.
3. If deemed necessary by City to achieve required results, Contractor shall apply other materials as directed by City, including:
  - i) iron chelate;
  - ii) soil sulfur;
  - iii) gypsum; or
  - iv) surfactant enzymes such as Sarvon or Naiad.
4. Contractor shall adequately introduce water to the fertilized area(s) immediately following the application of fertilizers and/or amendments to force fertilizer material to rest directly on the soil surface.

E. Weed Removal. Contractor shall completely remove weeds from the Landscape Area, including all turf grass areas, shrub and ground cover areas, planters, tree wells, and cracks in paved areas, including sidewalks, parking lot, gutters and curbs, as

shown on the Work Schedule. For the purposes of this Section, “Weed” means any undesirable or misplaced plant. The Contractor shall control Weeds by manual, mechanical, or chemical methods. The City may restrict the use of chemical weed control in certain areas.

- F. Disease and Pest Control. The Contractor shall regularly inspect the Landscape Areas for the presence of disease and insect or rodent infestation. The Contractor shall notify City within 4 days if disease or insect or rodent infestation is discovered. In its notice to City, Contractor shall identify the disease, insect, or rodent and specify the control measures to be taken. Upon approval of City, Contractor shall implement the approved control measures, exercising extreme caution in the application of all sprays, dusts, or other materials utilized. The Contractor shall continue the approved control measures until the disease, insect, or rodent is controlled to the satisfaction of City.
  - 1. All individuals who supervise the mixing and application of herbicides, pesticides, and rodenticides on behalf of Contractor shall possess valid Qualified Applicators Certificate for Category B issued to them by the State Department of Food and Agriculture.
  - 2. Contractor shall utilize all safeguards necessary during disease, insect or rodent control operations to ensure safety of the public and the employees of Contractor, in accordance with current standard practices accepted by the State of California Department of Food and Agriculture. If Contractor is unable to control the pest or disease, a pest control company will be hired and the cost shall be deducted from Contractor’s monthly payment.
  
- G. Plant Replacement. Except as provided in Section H below, Contractor shall notify City within 4 days of the loss of plant material due to any cause.
  - 1. Contractor shall at no cost to City replace any tree, shrub, ground cover, or other plant which is damaged or lost as a result of Contractor’s faulty maintenance or negligence. The size and species of replacement plant materials shall be as directed by City.
  - 2. If so directed by City, Contractor shall replace any plant damaged or lost that is not a result of Contractor’s faulty maintenance or negligence. The size and species of replacement plant materials shall be as directed by City. The City will pay for materials and labor.
  - 3. City may determine that certain plants should be replaced in order to ensure maximum ecological health and overall aesthetic appearance of planting in the Landscape Areas. When City determines such replacement should occur, Contractor shall replace the plants as directed by City. City will pay for materials and labor.
  
- H. Damage Reports. The Contractor shall notify City within 24 hours of any damage to the Work Area caused by accident, vandalism or theft.
  
- I. Litter. The Contractor shall promptly dispose of all trash and debris at an appropriate City disposal site. The Contractor shall pay any and all fees associated with the disposal of debris or trash accumulated under the terms of this contract. The Contractor understands that disposal of refuse at City landfills is subject to a fee and

that the Refuse Disposal Division can be contacted at (619) 573-1418 for fee information.

1. Contractor Generated Litter. The Contractor shall promptly remove all debris generated by Contractor's pruning, trimming, weeding, edging and other Work required by this contract. Immediately after working in streets, park walks, gutters, driveways, and paved areas, Contractor shall clean them in accordance with all applicable laws.
2. Third Party Generated Litter. Upon discovery Contractor shall remove all litter, including bottles, glass, cans, paper, cardboard, fecal matter, leaves, branches, metallic items, and other debris, from the Work site.

**EXHIBIT B**

**FIELD NOTIFICATION**

**[Inset a copy of the Engineer's Field Notification which establishes the commencement date of the PEP]**

**EXHIBIT C**

**LICENSE DATA SHEET**

**State Contractor License Classification and Number:** \_\_\_\_\_

Name of License Holder: \_\_\_\_\_

Expiration Date: \_\_\_\_\_

**Pest Control Applicator's Name:** \_\_\_\_\_

License Number: \_\_\_\_\_

Expiration Date: \_\_\_\_\_

**Pest Control Advisor's Name:** \_\_\_\_\_

License Number: \_\_\_\_\_

Expiration Date: \_\_\_\_\_

**City of San Diego Business License Number:** \_\_\_\_\_

Expiration Date: \_\_\_\_\_



**APPENDIX E**

**Location Map**

THIS MAP/DATA IS PROVIDED WITHOUT WARRANTY OF ANY KIND, EITHER EXPRESS OR IMPLIED, INCLUDING, BUT NOT LIMITED TO, THE IMPLIED WARRANTIES OR MERCHANTABILITY AND FITNESS FOR A PARTICULAR PURPOSE. Note: This product may contain information reproduced with permission granted by RAND MCNALLY & COMPANY to SanGIS. This map is copyrighted by RAND MCNALLY & COMPANY. It is intended to be used for reference only and should not be used for navigation purposes.

# BANNOCK AVENUE NEIGHBORHOOD STREETSCAPE ENHANCEMENTS

SENIOR ENGINEER  
JAMAL BATTA  
619.533.7482

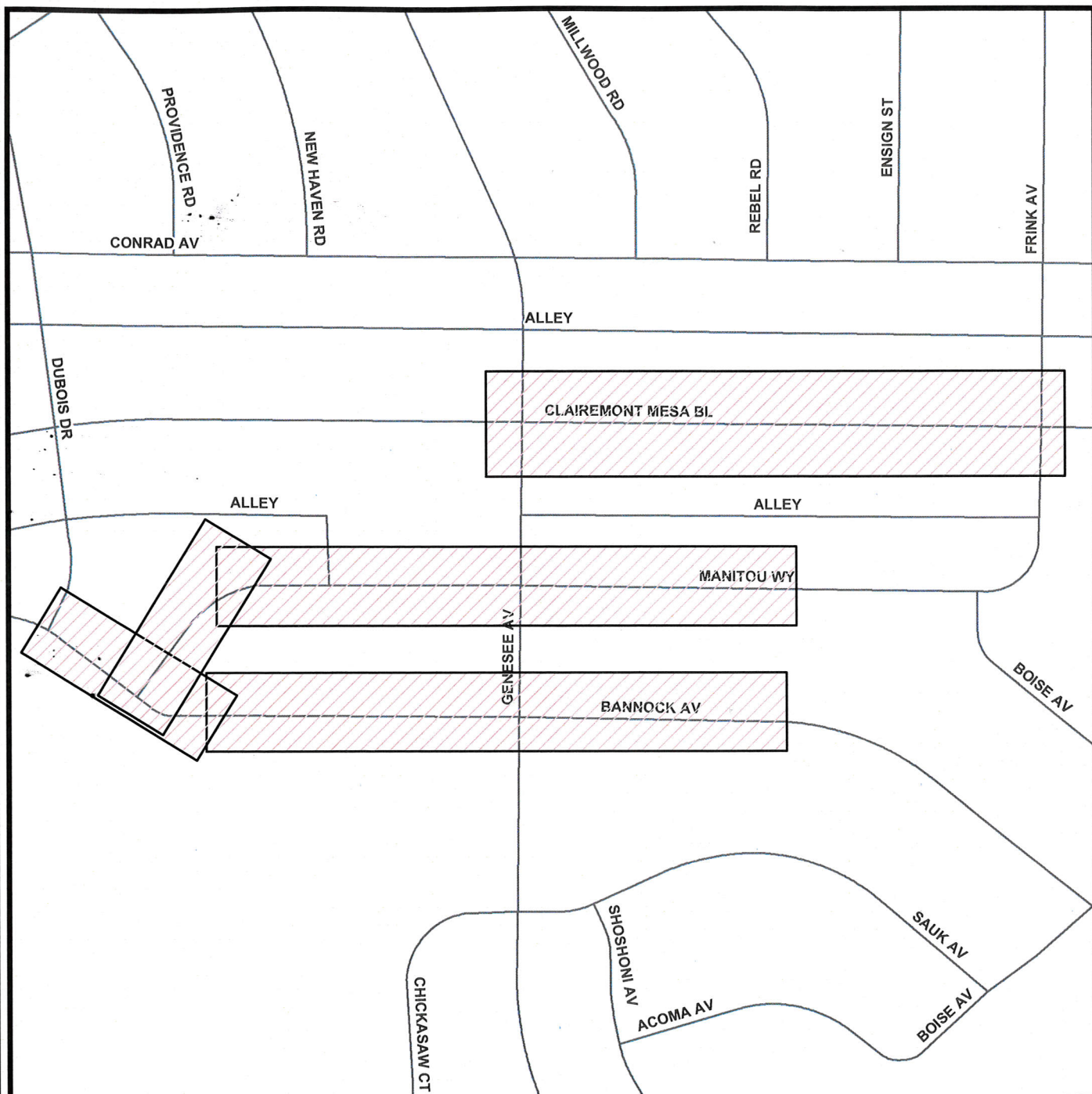
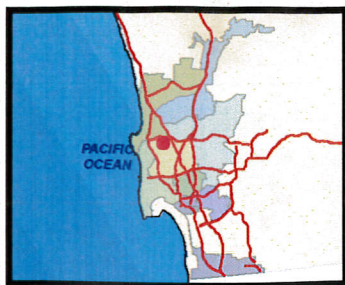
PROJECT MANAGER  
JEFF SORIANO  
619.533.5140

PROJECT ENGINEER  
RONALD FOX  
619.533.7505

PUBLIC INFORMATION OFFICER  
PIERRETTE STOREY  
619.533.3781



ROWD - DRAINAGE



## Legend



LOCATION OF BANNOCK AVENUE NEIGHBORHOOD STREETSCAPE ENHANCEMENTS



5/29/13 CW

# City of San Diego

**CONTRACTOR'S NAME:** PAL General Engineering, Inc.  
**ADDRESS:** 5374 Eastgate Mall, San Diego, CA 92121  
**TELEPHONE NO.:** (858) 638-7100 **FAX NO.:** (858) 638-7102  
**CITY CONTACT:** CLAUDIA ABARCA – Contract Specialist, Email: cabarca@sandiego.gov  
 Phone No. (619) 533-3439, Fax No. (619) 533-3633  
 J SORIANO / B DORINGO / LS



## CONTRACT DOCUMENTS

## FOR

## BANNOCK AVENUE NEIGHBORHOOD STREETSCAPE ENHANCEMENTS

VOLUME 2 OF 2

BID NO.:	<u>K-13-5719-DBB-3</u>
SAP NO. (WBS/IO/CC):	<u>B-10027</u>
CLIENT DEPARTMENT:	<u>2114</u>
COUNCIL DISTRICT:	<u>6</u>
PROJECT TYPE:	<u>CC/CA</u>

**THIS CONTRACT IS SUBJECT TO THE FOLLOWING:**

- THE CITY'S SUBCONTRACTING PARTICIPATION REQUIREMENTS FOR SLBE PROGRAM.
- PREVAILING WAGE RATES: STATE  FEDERAL
- THIS IS A PROP 84, INTEGRATED REGIONAL WATER MANAGEMENT IMPLEMENTATION GRANTS FUNDED CONTRACT THROUGH THE DEPARTMENT OF WATER RESOURCES OF THE STATE OF CALIFORNIA.

THIS BIDDING DOCUMENT TO BE SUBMITTED IN ITS ENTIRETY  
 REFER TO VOLUME 1 COVER PAGE FOR TIME, DATE, AND LOCATION

# TABLE OF CONTENTS

## Volume 2 - Bidding Documents

The following forms must be completed in their entirety and submitted with the Bid. Include the form(s) even if the information does not apply. Where the information does not apply write in N/A. Failure to include any of the forms may cause the Bid to be deemed **non-responsive**. If you are uncertain or have any questions about any required information, contact the City no later than 14 days prior to Bid due date.

1. Bid/Proposal.....	3-6
2. Bid Bond .....	7
3. Non-Collusion Affidavit to be executed by Bidder and Submitted with Bid under 23 USC 112 and PCC 7106 .....	8
4. Contractors Certification of Pending Actions .....	9
5. Equal Benefits Ordinance Certification of Compliance.....	10
6. Proposal (Bid) .....	11-16
7. Form AA35 - List of Subcontractors .....	17
8. Form AA40 - Named Equipment/Material Supplier List .....	18

**BIDDING DOCUMENTS**

---

**PROPOSAL**

**Bidder's General Information**

To the City of San Diego:

Pursuant to "Notice Inviting Bids", specifications, and requirements on file with the City Clerk, and subject to all provisions of the Charter and Ordinances of the City of San Diego and applicable laws and regulations of the United States and the State of California, the undersigned hereby proposes to furnish to the City of San Diego, complete at the prices stated herein, the items or services hereinafter mentioned. The undersigned further warrants that this bid is not made in the interest of, or on behalf of, any undisclosed person, partnership, company, association, organization, or corporation; that the bid is genuine and not collusive or sham; that the bidder has not directly or indirectly induced or solicited any other bidder to put in a false or sham bid, and has not directly or indirectly colluded, conspired, connived, or agreed with any bidder or anyone else to put in a sham bid, or that anyone shall refrain from bidding; that the bidder has not in any manner, directly or indirectly, sought by agreement, communication, or conference with anyone to fix the bid price of the bidder or any other bidder, or to fix any overhead, profit, or cost element of the bid price, or of that of any other bidder, or to secure any advantage against the public body awarding the contract of anyone interested in the proposed contract; that all statements contained in the bid are true; and, further, that the bidder has not, directly or indirectly, submitted his or her bid price or any breakdown thereof, or the contents thereof, or divulged information or data relative thereto, or paid, and will not pay, any fee to any corporation, partnership, company, association, organization, bid depository, or to any member or agent thereof to effectuate a collusive or sham bid.

The undersigned bidder(s) further warrants that bidder(s) has thoroughly examined and understands the entire Contract Documents (plans and specifications) and the Bidding Documents therefore, and that by submitting said Bidding Documents as its bid proposal, bidder(s) acknowledges and is bound by the entire Contract Documents, including any addenda issued thereto, as such Contract Documents incorporated by reference in the Bidding Documents.

**IF A SOLE OWNER OR SOLE CONTRACTOR SIGN HERE:**

- (1) Name under which business is conducted \_\_\_\_\_
- (2) Signature (Given and surname) of proprietor \_\_\_\_\_
- (3) Place of Business (Street & Number) \_\_\_\_\_
- (4) City and State \_\_\_\_\_ Zip Code \_\_\_\_\_
- (5) Telephone No. \_\_\_\_\_ Facsimile No. \_\_\_\_\_

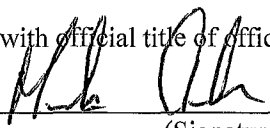
**BIDDING DOCUMENTS**

**IF A PARTNERSHIP, SIGN HERE:**

N/A

- (1) Name under which business is conducted \_\_\_\_\_
- (2) Name of each member of partnership, indicate character of each partner, general or special (limited):  
\_\_\_\_\_  
\_\_\_\_\_
- (3) Signature (Note: Signature must be made by a general partner)  
\_\_\_\_\_  
Full Name and Character of partner  
\_\_\_\_\_  
\_\_\_\_\_
- (4) Place of Business (Street & Number) \_\_\_\_\_
- (5) City and State \_\_\_\_\_ Zip Code \_\_\_\_\_
- (6) Telephone No. \_\_\_\_\_ Facsimile No. \_\_\_\_\_

**IF A CORPORATION, SIGN HERE:**

- (1) Name under which business is conducted PAL General Engineering, Inc.
- (2) Signature, with official title of officer authorized to sign for the corporation:  
  
\_\_\_\_\_  
(Signature)  
Marla Jahshan  
\_\_\_\_\_  
(Printed Name)  
President  
\_\_\_\_\_  
(Title of Officer)  

(Impress Corporate Seal Here)
- (3) Incorporated under the laws of the State of California
- (4) Place of Business (Street & Number) 5374 Eastgate Mall
- (5) City and State San Diego, CA Zip Code 92121
- (6) Telephone No. (858) 638-7100 Facsimile No. (858) 638-7102

**BIDDING DOCUMENTS**

---

**THE FOLLOWING SECTIONS MUST BE FILLED IN BY ALL PROPOSERS:**

In accordance with the “NOTICE INVITING BIDS”, the bidder holds a California State Contractor's license for the following classification(s) to perform the work described in these specifications:

LICENSE CLASSIFICATION <sup>A</sup> \_\_\_\_\_

LICENSE NO. 916931 \_\_\_\_\_ EXPIRES 4/30/2015 \_\_\_\_\_

This license classification must also be shown on the front of the bid envelope. Failure to show license classification on the bid envelope may cause return of the bid unopened.

TAX IDENTIFICATION NUMBER (TIN): XXXXXXXXXX \_\_\_\_\_

E-Mail Address: info@palsd.com \_\_\_\_\_

BIDDING DOCUMENTS

NON-COLLUSION AFFIDAVIT TO BE EXECUTED BY BIDDER AND SUBMITTED WITH BID UNDER 23 UNITED STATES CODE 112 AND PUBLIC CONTRACT CODE 7106

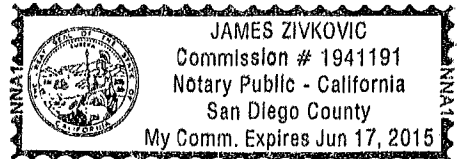
State of California )
County of San Diego ) ss.

Marla Jahshan, being first duly sworn, deposes and says that he or she is President of the party making the foregoing bid that the bid is not made in the interest of, or on behalf of, any undisclosed person, partnership, company, association, organization, or corporation; that the bid is genuine and not collusive or sham; that the bidder has not directly or indirectly induced or solicited any other bidder to put in a false or sham bid, and has not directly or indirectly colluded, conspired, connived, or agreed with any bidder or anyone else to put in a sham bid, or that anyone shall refrain from bidding; that the bidder has not in any manner, directly or indirectly, sought by agreement, communication, or conference with anyone to fix the bid price of the bidder or any other bidder, or to fix any overhead, profit, or cost element of the bid price, or of that of any other bidder, or to secure any advantage against the public body awarding the contract of anyone interested in the proposed contract; that all statements contained in the bid are true; and further, that the bidder has not, directly or indirectly, submitted his or her bid price or any breakdown thereof, or the contents thereof, or divulged information or data relative thereto, or paid, and will not pay, any fee to any corporation, partnership, company association, organization, bid depository, or to any member or agent thereof to effectuate a collusive or sham bid.

Signed: [Handwritten Signature]
Title: President

Subscribed and sworn to before me this 20th day of May, 2013
[Handwritten Signature]
Notary Public

(SEAL)





**BIDDING DOCUMENTS**

**CONTRACTORS CERTIFICATION OF PENDING ACTIONS**


As part of its bid or proposal (Non-Price Proposal in the case of Design-Build contracts), the Bidder shall provide to the City a list of all instances within the past ten years where a complaint was filed or pending against the Bidder in a legal or administrative proceeding alleging that Bidder discriminated against its employees, subcontractors, vendors or suppliers, and a description of the status or resolution of that complaint, including any remedial action taken.

CHECK ONE BOX ONLY.

- The undersigned certifies that within the past 10 years the Bidder has NOT been the subject of a complaint or pending action in a legal administrative proceeding alleging that Bidder discriminated against its employees, subcontractors, vendors or suppliers.
  
- The undersigned certifies that within the past 10 years the Bidder has been the subject of a complaint or pending action in a legal administrative proceeding alleging that Bidder discriminated against its employees, subcontractors, vendors or suppliers. A description of the status or resolution of that complaint, including any remedial action taken and the applicable dates is as follows:

DATE OF CLAIM	LOCATION	DESCRIPTION OF CLAIM	LITIGATION (Y/N)	STATUS	RESOLUTION/REMEDIAL ACTION TAKEN
	N/A				

Contractor Name: PAL General Engineering, Inc.

Certified By Marla Jahshan Title President  
  
 Name \_\_\_\_\_ Date 5/20/13  
 Signature \_\_\_\_\_

**USE ADDITIONAL FORMS AS NECESSARY**

**BIDDING DOCUMENTS**

**EQUAL BENEFITS ORDINANCE  
CERTIFICATION OF COMPLIANCE**



For additional information, contact:  
**CITY OF SAN DIEGO**  
**EQUAL BENEFITS PROGRAM**  
 202 C Street, MS 9A, San Diego, CA 92101  
 Phone (619) 533-3948 Fax (619) 533-3220

**COMPANY INFORMATION**

Company Name: PAL General Engineering, Inc.	Contact Name: Marla Jahshan
Company Address: 5374 Eastgate Mall, San Diego, CA 92121	Contact Phone: (858) 638-7100
	Contact Email: info@palsd.com

**CONTRACT INFORMATION**

Contract Title: Bannock Ave Neighborhood Streetscape Enhancements	Start Date: TBD
Contract Number (if no number, state location): San Diego, CA	End Date: TBD

**SUMMARY OF EQUAL BENEFITS ORDINANCE REQUIREMENTS**

The Equal Benefits Ordinance [EBO] requires the City to enter into contracts only with contractors who certify they will provide and maintain equal benefits as defined in SDMC §22.4302 for the duration of the contract. To comply:

- Contractor shall offer equal benefits to employees with spouses and employees with domestic partners.
  - Benefits include health, dental, vision insurance; pension/401(k) plans; bereavement, family, parental leave; discounts, child care; travel/relocation expenses; employee assistance programs; credit union membership; or any other benefit.
  - Any benefit not offer an employee with a spouse, is not required to be offered to an employee with a domestic partner.
- Contractor shall post notice of firm's equal benefits policy in the workplace and notify employees at time of hire and during open enrollment periods.
- Contractor shall allow City access to records, when requested, to confirm compliance with EBO requirements.
- Contractor shall submit *EBO Certification of Compliance*, signed under penalty of perjury, prior to award of contract.

NOTE: This summary is provided for convenience. Full text of the EBO and Rules Implementing the EBO are available at [www.sandiego.gov/administration](http://www.sandiego.gov/administration).

**CONTRACTOR EQUAL BENEFITS ORDINANCE CERTIFICATION**

Please indicate your firm's compliance status with the EBO. The City may request supporting documentation.

- I affirm **compliance** with the EBO because my firm (*contractor must select one reason*):
- Provides equal benefits to spouses and domestic partners.
  - Provides no benefits to spouses or domestic partners.
  - Has no employees.
  - Has collective bargaining agreement(s) in place prior to January 1, 2011, that has not been renewed or expired.
- I request the City's approval to pay affected employees a cash equivalent in lieu of equal benefits and verify my firm made a reasonable effort but is not able to provide equal benefits upon contract award. I agree to notify employees of the availability of a cash equivalent for benefits available to spouses but not domestic partners and to continue to make every reasonable effort to extend all available benefits to domestic partners.

It is unlawful for any contractor to knowingly submit any false information to the City regarding equal benefits or cash equivalent associated with the execution, award, amendment, or administration of any contract. [San Diego Municipal Code §22.4307(a)]

Under penalty of perjury under laws of the State of California, I certify the above information is true and correct. I further certify that my firm understands the requirements of the Equal Benefits Ordinance and will provide and maintain equal benefits for the duration of the contract or pay a cash equivalent if authorized by the City.

Marla Jahshan, President

5/20/13

Name/Title of Signatory

Signature

Date

**FOR OFFICIAL CITY USE ONLY**

Receipt Date: EBO Analyst:  Approved  Not Approved – Reason:

(Rev 02/15/2011)

**BIDDING DOCUMENTS**

**PROPOSAL (BID)**

The Bidder agrees to the construction of **BANNOCK AVENUE NEIGHBORHOOD STREETScape ENHANCEMENTS**, for the City of San Diego, in accordance with these contract documents for the prices listed below. The Bidder guarantees the Contract Price for a period of 120 days (90 days for federally funded contracts and contracts valued at \$500,000 or less) from the date of Bid opening to Award of the Contract. The duration of the Contract Price guarantee shall be extended by the number of days required for the City to obtain all items necessary to fulfill all conditions precedent e.g., bond and insurance.

Item	Quantity	Unit	Payment Reference	NAICS	Description	Unit Price	Extension
1	1	LS	2-4.1	237310	Bond (Payment and Performance)		\$ 22,000.00
2	1	LS	7-10.2.6	237310	Traffic Control		\$ 31152.00
3	1	LS	9-3.4.1	237310	Mobilization		\$ 10350.00
4	1	AL	9-3.5		Field Orders - Type II		\$75,000
5	3,006	CY	300-2.9	237310	Unclassified Excavation	\$ 56.00	\$ 168,336.00
6	8,888	SF	300-3.6	237310	ASTM C-33 Concrete Sand (2")	\$ 2.00	\$ 17776.00
7	4,524	SF	300-3.6	237310	ASTM C-33 Concrete Sand (6")	\$ 4.00	\$ 18096.00
8	8,888	SF	300-3.6	237310	No. 8 Stone (2")	\$ 3.00	\$ 26664.00
9	1,789	CY	300-3.6	237310	No. 57 Stone	\$ 35.00	\$ 62615.00
10	705	SF	300-11.4	237310	River Rock (6" Thick, 3" to 6" Rock Diameter)	\$ 4.00	\$ 2820.00
11	48	EA	301-1.7	237310	Water Service Adjustment (including New Meter Box, Valves, and all Required Appurtenances)	\$ 150.00	\$ 7200.00
12	2,281	SF	301-2.4	237310	Aggregate Base (5")	\$ 1.00	\$ 2281.00
13	9,881	SF	301-2.4	237310	Aggregate Base (9")	\$ 2.00	\$ 19762.00
14	1,166	SF	302-5.9	237310	AC Pavement (up to 8")	\$ 8.00	\$ 9328.00
15	7,324	SF	302-5.9	237310	AC Pavement (8" - 12")	\$ 9.50	\$ 69578.00

**BIDDING DOCUMENTS**

Item	Quantity	Unit	Payment Reference	NAICS	Description	Unit Price	Extension
16	1,391	SF	302-5.9	237310	AC Pavement (15" +)	\$ 16.00	\$ 22256.00
17	3,264	SF	303-5.9	237310	Driveways (Remove and Replace)	\$ 7.00	\$ 22848.00
18	960	LF	303-5.9	237310	Concrete Curb and Gutter, Type G	\$ 19.00	\$ 18240.00
19	1,218	LF	303-5.9	237310	Concrete Curb (0" Tall, 6"x24")	\$ 24.00	\$29232.00
20	97	SF	303-5.9	237310	Cross Gutter	\$ 9.00	\$873.00
21	116	SF	303-5.9	237310	Concrete Sidewalk (4")	\$ 4.00	\$ 464.00
22	120	EA	303-5.9	237310	Curb Opening with Grate	\$ 250.00	\$ 30000.00
23	14	EA	303-5.9	237310	Curb Opening without Grate	\$ 150.00	\$ 2100.00
24	214	SF	303-5.9	237310	Walkways Crossing Bioretention Areas	\$ 14.00	\$ 2996.00
25	2,307	LF	303-5.9	237310	1' Wide Concrete Pedestrian Strip	\$ 17.00	\$ 39219.00
26	2	EA	303-5.10.2	237310	Concrete Curb Ramp, Type A	\$ 1500.00	\$ 3000.00
27	1	EA	307-2	238210	ADA Ped Push Button	\$ 650.00	\$ 650.00
28	1	EA	303-5.10.2	237310	Curb Ramp Type C1 with Stainless Steel DWT	\$ 2025.00	\$ 2025.00
29	9	EA	303-5.10.2	237310	Curb Ramp Type C2 with Stainless Steel DWT	\$ 2125.00	\$ 19125.00
30	2	EA	303-5.10.2	237310	Curb Ramp Type B with Stainless Steel DWT	\$ 2100.00	\$ 4200.00
31	3	EA	303-5.10.2	237310	Curb Ramp Type D with Stainless Steel DWT	\$ 1977.00	\$ 5931.00
32	6,246	SF	303-8.9	237310	Pervious Portland Cement Concrete Pavement (7")	\$ 6.48	\$ 40474.08
33	43	EA	303-9.4	237310	Check Dam	\$ 1200.00	\$ 51600.00
34	10	EA	304-5	238210	Street Sign Removal and Reinstallation	\$ 150.00	\$ 1500.00
35	5	EA	306-1.6	237110	Storm Drain Cleanout, Type A	\$ 5233.00	\$ 26165.00

**BIDDING DOCUMENTS**

Item	Quantity	Unit	Payment Reference	NAICS	Description	Unit Price	Extension
36	15	EA	306-1.6	237110	Underdrain Cleanout (8" PVC, in Traffic Area)	\$ 1250.00	\$ 18750.00
37	24	EA	306-1.6	237110	Underdrain Cleanout (8" PVC, in Landscape)	\$ 450.00	\$ 10800.00
38	1,090	LF	306-1.6	237110	8" PVC Drain Pipe	\$ 80.00	\$ 87200.00
39	403	LF	306-1.6	237110	18" RCP Storm Drain	\$ 130.00	\$ 52390.00
40	5	EA	306-1.6	237110	Connect to Existing Storm Drain	\$ 500.00	\$ 2500.00
41	320	LF	306-1.6	237110	HDPE Sleeve Sewer Crossings	\$ 90.00	\$ 28800.00
42	2,805	LF	306-10.4	237110	8" PVC Perforated Underdrain Pipe	\$ 25.00	\$ 70125.00
43	5,448	SY	306-26.4	237110	30 mil Plastic Liner	\$ 5.25	\$ 28602.00
44	153	EA	306-26.4	237110	Pipe Penetration (Pipe Sealant) at Utility Crossings	\$ 150.00	\$ 22950.00
45	54	EA	306-26.4	237110	Pipe Penetration (Pipe Sealant) for Underdrains	\$ 150.00	\$ 8100.00
46	40	LF	306-1.6	237110	18" PVC Pipe (C900)	\$ 210.00	\$ 8400.00
47	550	CY	308-7	561730	Bioretention Soil Media, Type A	\$ 35.00	\$ 19250.00
48	49	CY	308-7	561730	Bioretention Soil Media, Type B	\$ 35.00	\$ 1715.00
49	60	CY	308-7	561730	Bioretention Soil Media, Type C	\$ 35.00	\$ 2100.00
50	83	CY	308-7	561730	Finely Shredded Hardwood Mulch (3")	\$ 50.00	\$ 4150.00
51	1	LS	308-7	561730	Plant Establishment and Maintenance Program	<del>                    </del>	\$ 3500.00
52	586	LF	314-4.4.6	237310	Street Striping (12" Wide Yellow Thermoplastic)	\$ 4.30	\$ 2519.80
53	120	LF	314-4.4.6	237310	Street Striping (12" Wide White Thermoplastic)	\$ 4.30	\$ 516.00
54	1	LS	314-4.4.6	237310	Red Curb Paint	<del>                    </del>	\$ 510.00
55	57	EA	308-7	561730	Tree - Western Redbud	\$ 164.00	\$ 9348.00

**BIDDING DOCUMENTS**

Item	Quantity	Unit	Payment Reference	NAICS	Description	Unit Price	Extension
56	38	EA	308-7	561730	Tree - Desert Willow	\$ 138.00	\$ 5244.00
57	122	EA	308-7	561730	Shrub - Fuchsia	\$ 9.00	\$ 1098.00
58	255	EA	308-7	561730	Shrub - Yarrow	\$ 7.80	\$ 1989.00
59	591	EA	308-7	561730	Grass - Gray Rush	\$ 4.00	\$ 2364.00
60	164	EA	308-7	561730	Grass - Deer Grass	\$ 4.00	\$ 656.00
61	2,669	EA	308-7	561730	Grass - Buffalo	\$ 3.00	\$ 8007.00
62	168	EA	308-7	561730	Grass - Field Sedge	\$ 4.00	\$ 672.00
63	64	EA	308-7	561730	Shrub - Marsh Elder	\$ 8.80	\$ 563.20
64	115	EA	308-7	561730	Shrub - Coffeeberry	\$ 5.12	\$ 588.80
65	1	AL	701-13.8.4	541330	Permit Fees - Type I	<del>                    </del>	\$1,500
66	1	LS	701-13.8.4	541330	Water Pollution Control Program Development	<del>                    </del>	\$1200.00
67	1	LS	701-13.8.4	237990	Water Pollution Control Program Implementation	<del>                    </del>	\$6450.00
<b>ESTIMATED TOTAL BASE BID</b>							<b>\$1,278,413.88</b>

TOTAL BID PRICE FOR BID (Items 1 through 67 inclusive) amount written in words:

One Million, Two Hundred Seventy Eight Thousand, Four Hundred Thirteen Dollars and Eighty Eight Cents.

The Bid shall contain an acknowledgment of receipt of all addenda, the numbers of which shall be filled in on the Bid form. If an addendum or addenda has been issued by the City and not noted as being received by the Bidder, this proposal shall be rejected as being **non-responsive**. The following addenda have been received and are acknowledged in this bid: None

**BIDDING DOCUMENTS**

---

The names of all persons interested in the foregoing proposal as principals are as follows:

PAL General Engineering, Inc.

---

Marla Jahshan, President  
Abd Jahshan, Vice President

---

---

IMPORTANT NOTICE: If Bidder or other interested person is a corporation, state secretary, treasurer, and manager thereof; if a co-partnership, state true name of firm, also names of all individual co-partners composing firm; if Bidder or other interested person is an individual, state first and last names in full.

Bidder: PAL General Engineering, Inc.

---

Title: President

---

Business Address: 5374 Eastgate Mall, San Diego, CA 92121

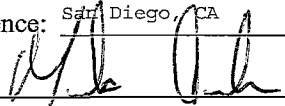
---

Place of Business: San Diego, CA 92121

---

Place of Residence: San Diego, CA

---

Signature: 

---

## BIDDING DOCUMENTS

---

### NOTES:

- A. The City shall determine the low Bid based on the Base Bid alone.
- B. After the low Bid has been determined, the City may award the Contract for the Base Bid alone or if applicable, for the Base Bid plus any combination of alternates selected in the City's sole discretion.
- C. Prices and notations shall be in ink or typewritten. All corrections (which have been initiated by the Bidder using erasures, strike out, line out, or "white-out") shall be typed or written in with ink adjacent thereto, and shall be initialed in ink by the person signing the bid proposal.
- D. Failure to initial all corrections made in the bidding documents shall cause the Bid to be rejected as **non-responsive** and ineligible for further consideration.
- E. Blank spaces must be filled in, using figures. Bidder's failure to submit a price for any Bid item that requires the Bidder to submit a price shall render the Bid **non-responsive** and shall be cause for its rejection.
- F. Unit prices shall be entered for all unit price items. Unit prices shall not exceed two (2) decimal places. If the Unit prices entered exceed two (2) decimal places, the City will only use the first two digits after the decimal points without rounding up or down.
- G. All extensions of the unit prices bid will be subject to verification by the City. In the case of inconsistency or conflict between the product of the Quantity x Unit Price and the Extension, the product shall govern.
- H. In the case of inconsistency or conflict, between the sums of the Extensions with the estimated total Bid, the sum of the Extensions shall govern.
- I. Bids shall not contain any recapitulation of the Work. Conditional Bids will be rejected as being **non-responsive**. Alternative proposals will not be considered unless called for.



**BIDDING DOCUMENTS**

**LIST OF SUBCONTRACTORS**

In accordance with the requirements provided in the "Subletting and Subcontracting Fair Practices Act", Division 2, Part 1, Chapter 4 of the Public Contract Code, the Bidder shall list below the name and address of each Subcontractor who will perform work, labor, render services or specially fabricates and installs a portion [type] of the work or improvement, in an amount in excess of 0.5% of the Contractor's total Bid. The Bidder shall also list below the portion of the work which will be done by each subcontractor under this Contract. The Contractor shall list only one Subcontractor for each portion of the Work. The **DOLLAR VALUE** of the total Bid to be performed shall be stated for all subcontractors listed. Failure to comply with this requirement shall result in the Bid being rejected as **non-responsive** and ineligible for award. The Bidder's attention is directed to the Special Provisions - General; Paragraph 2-3 Subcontracts, which stipulates the percent of the Work to be performed with the Bidders' own forces. The Bidder shall list all SLBE, ELBE, DBE, DVBE, MBE, WBE, OBE, SDB, WoSB, HUBZone, and SDVOSB Subcontractors that Bidders are seeking recognition towards achieving any mandatory, voluntary, or both subcontracting participation percentages.

NAME, ADDRESS AND TELEPHONE NUMBER OF SUBCONTRACTOR	CONSTRUCTOR OR DESIGNER	TYPE OF WORK	DOLLAR VALUE OF SUBCONTRACT	MBE, WBE, DBE, DVBE, OBE, ELBE, SLBE, SDB, WoSB, HUBZone, OR SDVOSB	WHERE CERTIFIED	CHECK IF JOINT VENTURE PARTNERSHIP
Name: Perry Electric Address: P.O. Box 710130 City: Santee State: CA Zip: 92072 Phone: (619) 449-0045	Constructor	Electric (Item #27)	\$525.00	SLBE	CITY	N/A
Name: Luzaich Striping, Inc. Address: PO Box 2426 City: El Cajon State: CA Zip: 92021 Phone: (619) 443-7755	Constructor	Signage & Striping	\$4589.50	SLBE	CITY	N/A
Name: _____ Address: _____ City: _____ State: _____ Zip: _____ Phone: _____						

① As appropriate, Bidder shall identify Subcontractor as one of the following and shall include a valid proof of certification (except for OBE, SLBE and ELBE):

- |   |        |  |         |
|---|--------|--|---------|
| Certified Minority Business Enterprise        | MBE    | Certified Woman Business Enterprise            | WBE     |
| Certified Disadvantaged Business Enterprise   | DBE    | Certified Disabled Veteran Business Enterprise | DVBE    |
| Other Business Enterprise                     | OBE    | Certified Emerging Local Business Enterprise   | ELBE    |
| Certified Small Local Business Enterprise     | SLBE   | Small Disadvantaged Business                   | SDB     |
| Woman-Owned Small Business                    | WoSB   | HUBZone Business                               | HUBZone |
| Service-Disabled Veteran Owned Small Business | SDVOSB |  |         |

② As appropriate, Bidder shall indicate if Subcontractor is certified by:

- |  |        |  |          |
|--|--------|--|----------|
| City of San Diego                                    | CITY   | State of California Department of Transportation       | CALTRANS |
| California Public Utilities Commission               | CPUC   | San Diego Regional Minority Supplier Diversity Council | SRMSDC   |
| State of California's Department of General Services | CADoGS | City of Los Angeles                                    | LA       |
| State of California                                  | CA     | U.S. Small Business Administration                     | SBA      |

*0.0040  
CN*

**The Bidder will not receive any subcontracting participation percentages if the Bidder fails to submit the required proof of certification.**

**BIDDING DOCUMENTS**

**NAMED EQUIPMENT/MATERIAL SUPPLIER LIST**

The Bidder seeking the recognition of equipment, materials, or supplies obtained from Suppliers towards achieving any mandatory, voluntary, or both subcontracting participation percentages shall list the Supplier(s) on the Named Equipment/Material Supplier List. The Named Equipment/Material Supplier List, at a minimum, shall have the name, locations (City) and the **DOLLAR VALUE** of the Suppliers. The Bidder will be credited up to 60% of the amount to be paid to the Suppliers for such materials and supplies unless vendor manufactures or substantially alters materials and supplies in which case 100% will be credited. The Bidder is to indicate (Yes/No) whether listed firm is a supplier or manufacturer. In calculating the subcontractor participation percentages, vendors/suppliers will receive 60% credit of the listed **DOLLAR VALUE**, whereas manufacturers will receive 100% credit. If no indication provided, listed firm will be credited at 60% of the listed dollar value for purposes of calculating the Subcontractor Participation Percentage, Suppliers will receive 60% credit of the listed **DOLLAR VALUE**, whereas manufacturers will receive 100% credit. If no indication provided, listed firm will be credited at 60% of the listed **DOLLAR VALUE** for purposes of calculating the subcontractor participation percentages.

NAME, ADDRESS AND TELEPHONE NUMBER OF VENDOR/SUPPLIER	MATERIALS OR SUPPLIES	DOLLAR VALUE OF MATERIAL OR SUPPLIES	SUPPLIER (Yes/No)	MANUFACTURER (Yes/No)	MBE, WBE, DBE, DVBE, OBE, ELBE, SLBE, SDB, WoSB, HUBZone, OR SDVOSB	WHERE CERTIFIED
Name: _____ Address: _____ City: _____ State: _____ Zip: _____ Phone: _____	N/A					
Name: _____ Address: _____ City: _____ State: _____ Zip: _____ Phone: _____						
Name: _____ Address: _____ City: _____ State: _____ Zip: _____ Phone: _____						

① As appropriate, Bidder shall identify Vendor/Supplier as one of the following and shall include a valid proof of certification (except for OBE, SLBE and ELBE):

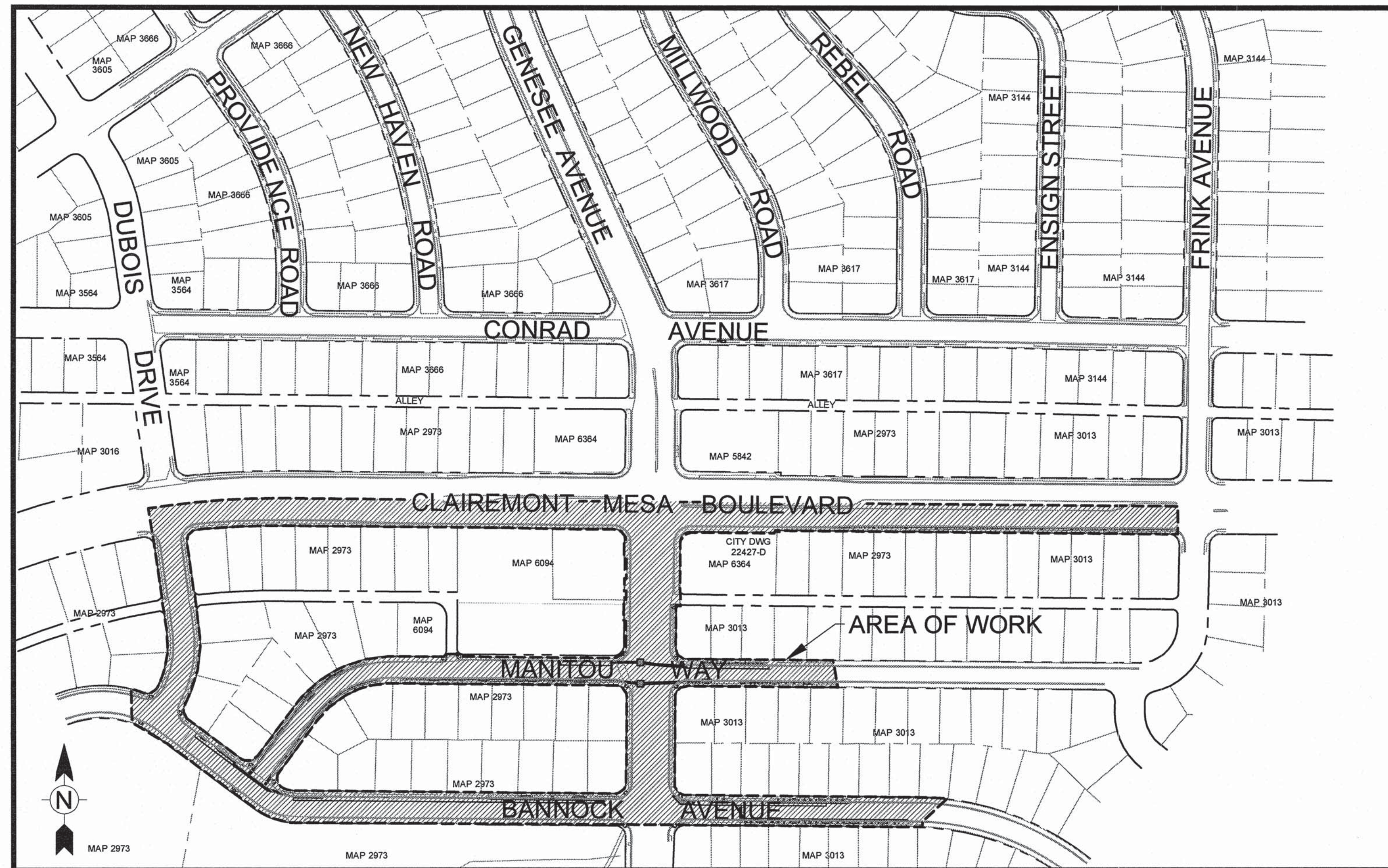
Certified Minority Business Enterprise	MBE	Certified Woman Business Enterprise	WBE
Certified Disadvantaged Business Enterprise	DBE	Certified Disabled Veteran Business Enterprise	DVBE
Other Business Enterprise	OBE	Certified Emerging Local Business Enterprise	ELBE
Certified Small Local Business Enterprise	SLBE	Small Disadvantaged Business	SDB
Woman-Owned Small Business	WoSB	HUBZone Business	HUBZone
Service-Disabled Veteran Owned Small Business	SDVOSB		

② As appropriate, Bidder shall indicate if Vendor/Supplier is certified by:

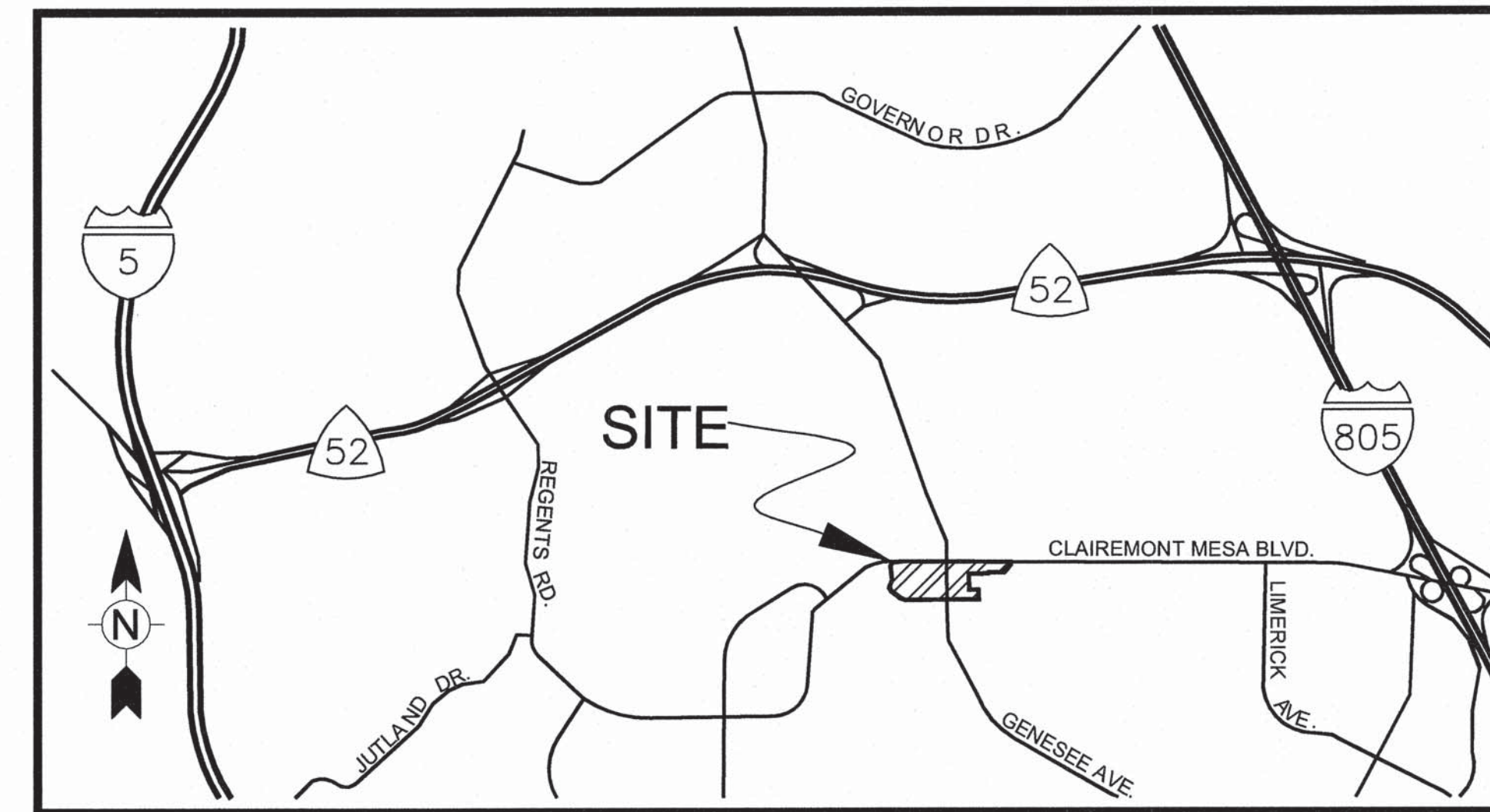
City of San Diego	CITY	State of California Department of Transportation	CALTRANS
California Public Utilities Commission	CPUC	San Diego Regional Minority Supplier Diversity Council	SRMSDC
State of California's Department of General Services	CADoGS	City of Los Angeles	LA
State of California	CA	U.S. Small Business Administration	SBA

**The Bidder will not receive any subcontracting participation percentages if the Bidder fails to submit the required proof of certification.**

# BANNOCK AVENUE STREETSCAPE ENHANCEMENTS



**LOCATION MAP**  
NOT TO SCALE



**VICINITY MAP**  
NOT TO SCALE

**PROJECT DATA**

**PROJECT ADDRESS**  
NOT APPLICABLE

**LEGAL DESCRIPTION**  
PROPERTY LYING WITHIN THE RIGHTS OF WAY OF DUBOIS DRIVE, GENESSEE AVENUE, CLAIREMONT MESA BOULEVARD, MANITOU WAY AND BANNOCK AVENUE AS SHOWN ON TRACT MAPS 2973 AND 3013 ON FILE WITH THE COUNTY RECORDER OF SAN DIEGO COUNTY.

**ASSESSOR PARCEL NUMBER**  
NOT APPLICABLE

**SURVEY DATA**  
CITY OF SAN DIEGO - ENGINEERING & CAPITAL PROJECTS DEPARTMENT  
CHIEF: DAVIS INSTR: TANNER CADD: MYERS  
INDEX: 238-1716 DATE: 09/23/2009  
W.O.: 121598

**BASIS OF BEARINGS/COORDINATES**  
THE BASIS OF BEARING FOR THIS PROJECT WAS DERIVED FROM A PREVIOUS STATIC GPS SURVEY USING R. OF S. 14492 NAD 83 FEET, ZONE 8 (EPOCH 91.35), UTILIZING RTK/GPS FIELD PROCEDURES WITH THE BASE STATION LOCATED AT AN AUTONOMOUS POSITION, CONSTRAINING TO GPS 79, GPS 798 I.E. N 8°36'01" E, 2413.63 NAD 83 FEET AND CHECKING 801.

**BENCH**  
NWBP CLAIREMONT MESA BLVD & DUBOIS DR  
ELEV. 375.25' MSL, BASED ON NGVD 29 FEET AS SHOWN IN THE CITY OF SAN DIEGO BENCH BOOK.

**WATER DATA**  
EXISTING WATER SUPPLY, METER, BACKFLOW PREVENTER, PRESSURE REDUCER, ISOLATION VALVES AND ANY OTHER IRRIGATION RELATED EQUIPMENT LOCATED BETWEEN THE METER AND THE INDIVIDUAL VALVE THAT IS PRIVATELY OWNED SHALL NOT BE MODIFIED, UNLESS OTHERWISE NOTED HEREON.

**ESTIMATED DISTURBED AREA**  
2.40 ACRES

**ESTIMATED PROJECT TREATMENT**  
71ST PERCENTILE STORM  
0.35 INCHES IN A 24-HOUR PERIOD

**RAINFALL TREATMENT BY AREA**

BANNOCK AVENUE (WEST OF GENESSEE AVENUE)	0.42 INCHES
BANNOCK AVENUE (EAST OF GENESSEE AVENUE)	0.35 INCHES
MANITOU WAY (WEST OF GENESSEE AVENUE)	0.30 INCHES
MANITOU WAY AND CLAIREMONT MESA BLVD (EAST OF GENESSEE AVENUE)	0.32 INCHES

**PROJECT TEAM**

**OWNER:**  
CITY OF SAN DIEGO  
ENGINEERING AND CAPITAL PROJECTS  
600 "B" STREET  
SAN DIEGO, CA 92101

**CIVIL ENGINEER:**  
TETRA TECH  
9444 BALBOA AVENUE, SUITE 215  
SAN DIEGO, CA 92123  
TEL: (858) 268-5746  
FAX: (858) 268-5809

**GEOTECHNICAL:**  
ALLIED GEOTECHNICAL ENGINEERS, INC.  
9500 CUYAMACA STREET, SUITE 102  
SANTEE, CA 92071-2685

**LANDSCAPE ARCHITECT:**  
GARBINI & GARBINI LANDSCAPE  
ARCHITECTURE  
715 J STREET, SUITE 307  
SAN DIEGO, CA 92101  
TEL: (619) 232-4747

**DESCRIPTION OF WORK:**  
ELEMENTS OF WORK INCLUDE DRAINAGE MODIFICATIONS, CURB AND GUTTER MODIFICATIONS, PERMEABLE PAVEMENT INSTALLATION, ENLARGE SIDEWALK MEDIANS TO FACILITATE BIORETENTION INSTALLATION, UNDERDRAIN INSTALLATION, DRIVEWAY REMOVAL AND REPLACEMENT, IRRIGATION REPAIR AND INSTALLATION, PLANT INSTALLATION AND OTHER ELEMENTS NOTED ON THIS PLAN.

**REFERENCE DRAWINGS:**

4425-D	10553-L	4681-D
4426-D	10554-L	4683-D
4427-D	10555-L	4684-D
4428-D	10557-L	10529-L
4430-D	10558-L	10543-L
4431-D	10559-L	
10542-L	10563-L	
10547-L	10564-L	
10548-L	11473-L	

**DECLARATION OF RESPONSIBLE CHARGE**

I HEREBY DECLARE THAT I AM THE ENGINEER OF WORK FOR THIS PROJECT, THAT I HAVE EXERCISED RESPONSIBLE CHARGE OVER THE DESIGN OF THE PROJECT AS DEFINED IN SECTION 6703 OF THE BUSINESS AND PROFESSIONS CODE, AND THAT THE DESIGN IS CONSISTENT WITH CURRENT STANDARDS. I UNDERSTAND THAT THE CHECK OF PROJECT DRAWINGS AND SPECIFICATIONS BY THE CITY OF SAN DIEGO IS CONFINED TO A REVIEW ONLY AND DOES NOT RELIEVE ME, AS ENGINEER OF WORK, OF MY RESPONSIBILITIES FOR PROJECT DESIGN.

JASON L. FUSSEL CA RCE# 70879  
EXPIRATION DATE: 06/30/2013

02/21/2013 DATE

**STORMWATER POLLUTION CONTROL**

THIS PROJECT IS SUBJECT TO MUNICIPAL STORMWATER PERMIT ORDER NO. R9-2007-001 AND THE CONSTRUCTION GENERAL PERMIT NO. 2009-009-DWQ AS AMENDED BY 2010-0014-DWQ (CGP RISK LEVEL 2).

**TRAFFIC CONTROL**

REFER TO TRAFFIC CONTROL PLANS (SHEETS T-1 THROUGH T-13) OF THIS PROJECT FOR TRAFFIC CONTROL NOTES.

G-01

PLANS PREPARED BY:  
**TETRA TECH, INC.**  
9444 Balboa Avenue, Suite 215  
San Diego, CA 92123  
(858) 268-5746 - phone, (858) 268-5809 - fax

**BANNOCK AVENUE  
STREETSCAPE ENHANCEMENTS**  
TITLE SHEET

CITY OF SAN DIEGO, CALIFORNIA  
PUBLIC WORKS DEPARTMENT  
SHEET 1 OF 22 SHEETS  
WBS NO. B-10027


APPROVED: *Jeff Soriano* 12-17-12  
FOR CITY ENGINEER DATE  
SUBMITTED BY: JEFF SORIANO  
PROJECT MANAGER

CHECKED BY: RON FOX  
PROJECT ENGINEER

242-1707  
CCS27 COORDINATE

6270994-1884089  
CCS83 COORDINATE

CONTRACTOR: \_\_\_\_\_ DATE STARTED: \_\_\_\_\_  
INSPECTOR: \_\_\_\_\_ DATE COMPLETED: \_\_\_\_\_  
36701- 1 -D



11/14/2012

TEMPORARY BMP CONSTRUCTION SITE STORMWATER PRIORITY: HIGH ___ MEDIUM ___ LOW ___		SPEC. NO. 5719
AS-BUILT INFORMATION		
MATERIALS	MANUFACTURER	

**CITY OF SAN DIEGO  
PUBLIC WORKS PROJECT**



CONSTRUCTION CHANGE / ADDENDUM			
CHANGE	DATE	AFFECTED OR ADDED SHEET NUMBERS	APPROVAL NO.

**WARNING**


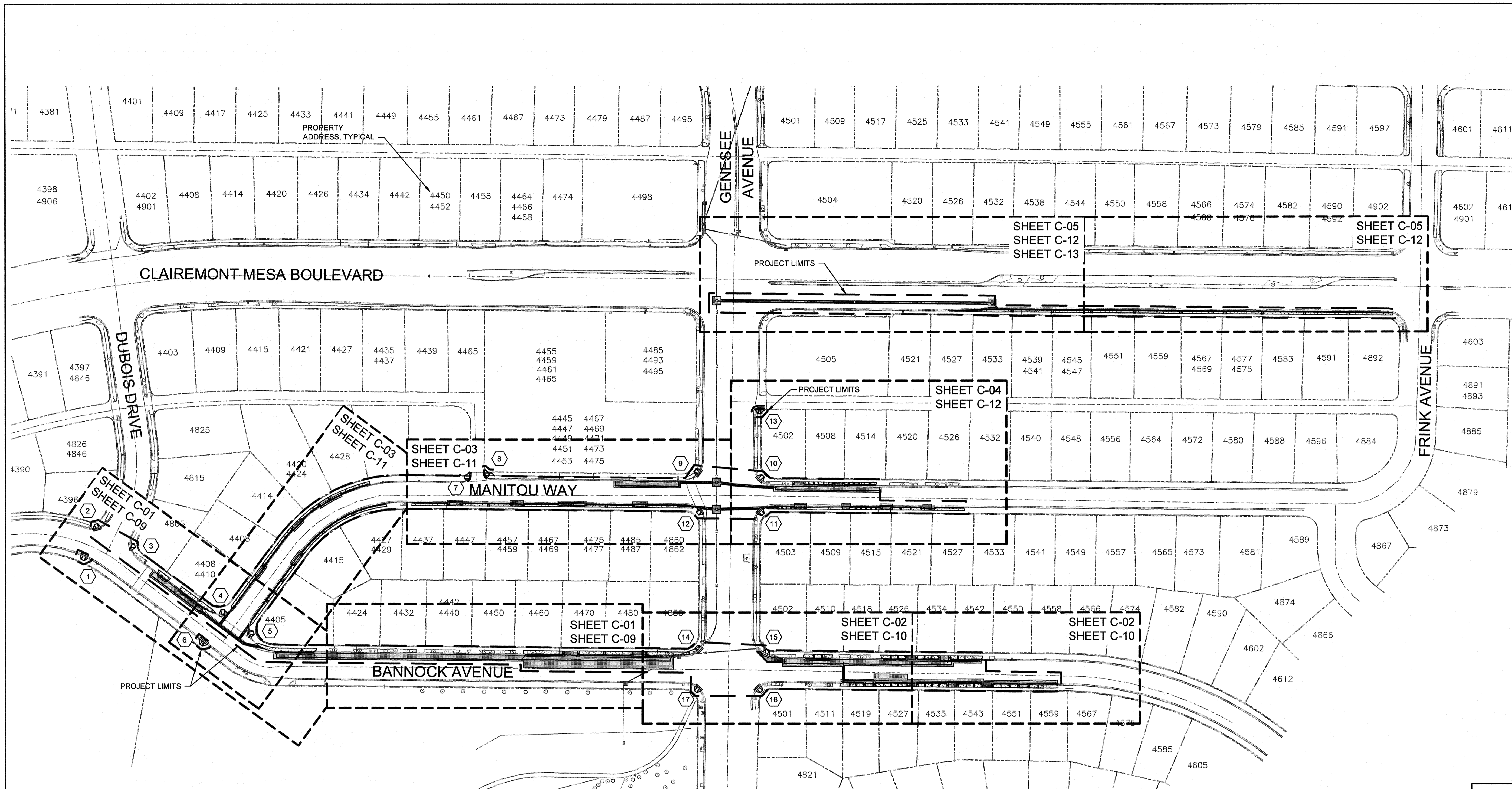
0 1

IF THIS BAR DOES NOT MEASURE 1" THEN DRAWING IS NOT TO SCALE. IF SHEET IS LESS THAN 22" X 34", IT IS A REDUCED PRINT. SCALE ACCORDINGLY.



**NOTES**

1. FOR LID IMPROVEMENT PLANS, SEE SHEETS C-01 THROUGH C-05.
2. FOR UNDERDRAIN INFORMATION, SEE SHEETS C-09 THROUGH C-12.
3. FOR STORM DRAIN PLAN AND PROFILES, SEE SHEET C-13.
4. FOR TEMPORARY TRAFFIC CONTROL INFORMATION, SEE SHEETS T-1 THROUGH T-13.



G-03

**CURB RAMP NOTES**

1. CITY OF SAN DIEGO STANDARD DRAWINGS PER RAMP TYPE:  

RAMP TYPE	STD. DWG. NO.
A	SDG-132
B	SDG-132
C1	SDG-134
C2	SDG-135
D	SDG-136
2. REFER TO CITY OF SAN DIEGO STANDARD DRAWINGS SDG-130 FOR GENERAL CURB RAMP NOTES AND SUPPLEMENTAL DETAILS.
3. THE DETECTABLE WARNING TILES SHALL BE STAINLESS STEEL. SEE ADDITIONAL NOTES ON SHEET G-02.

**CURB RAMP TABLE**

CURB RAMP NO.	RAMP TYPE	NEW	REPLACE-MENT	SURVEY MARKER	COMMENTS / MODIFICATIONS
1	B		X		REPLACE EXISTING SUB-STANDARD CURB RAMP
2	C2		X		REPLACE EXISTING SUB-STANDARD CURB RAMP
3	C2		X	X	REPLACE EXISTING SUB-STANDARD CURB RAMP
4	C2		X		REPLACE EXISTING SUB-STANDARD CURB RAMP
5	C2		X	X	REPLACE EXISTING SUB-STANDARD CURB RAMP
6	B	X			CONSTRUCT NEW CURB RAMP
7	D	X			CONSTRUCT NEW CURB RAMP
8	D	X			CONSTRUCT NEW CURB RAMP
9	C2		X	X	REPLACE EXISTING SUB-STANDARD CURB RAMP
10	C2		X	X	REPLACE EXISTING SUB-STANDARD CURB RAMP
11	C2		X		REPLACE EXISTING SUB-STANDARD CURB RAMP
12	A		X	X	REPLACE EXISTING SUB-STANDARD CURB RAMP
13	D	X			CONSTRUCT NEW CURB RAMP
14	C2		X	X	REPLACE EXISTING CURB RAMP & RELOCATE PEDESTRIAN PUSHBUTTON
15	C1		X	X	REPLACE EXISTING CURB RAMP & RELOCATE PEDESTRIAN PUSHBUTTON
16	C2		X		REPLACE EXISTING CURB RAMP & RELOCATE PEDESTRIAN PUSHBUTTON
17	A		X		REPLACE EXISTING CURB RAMP & RELOCATE PEDESTRIAN PUSHBUTTON

PLANS PREPARED BY:

**TETRA TECH, INC.**  
 9444 Balboa Avenue, Suite 215  
 San Diego, CA 92123  
 (858) 268-5746 - phone, (858) 268-5809 - fax

**BANNOCK AVENUE  
 STREETScape ENHANCEMENTS  
 OVERALL IMPROVEMENT PLAN - SHEET INDEX**

CITY OF SAN DIEGO, CALIFORNIA  
 PUBLIC WORKS DEPARTMENT  
 SHEET 3 OF 22 SHEETS

WBS NO. B-10027

APPROVED: *Jeff Soriano* 12-17-12  
 FOR CITY ENGINEER DATE

PROJECT MANAGER: **JEFF SORIANO**


PROJECT ENGINEER: **RON FOX**

242-1707  
 CCS27 COORDINATE  
 6270994-1884089  
 CCS83 COORDINATE

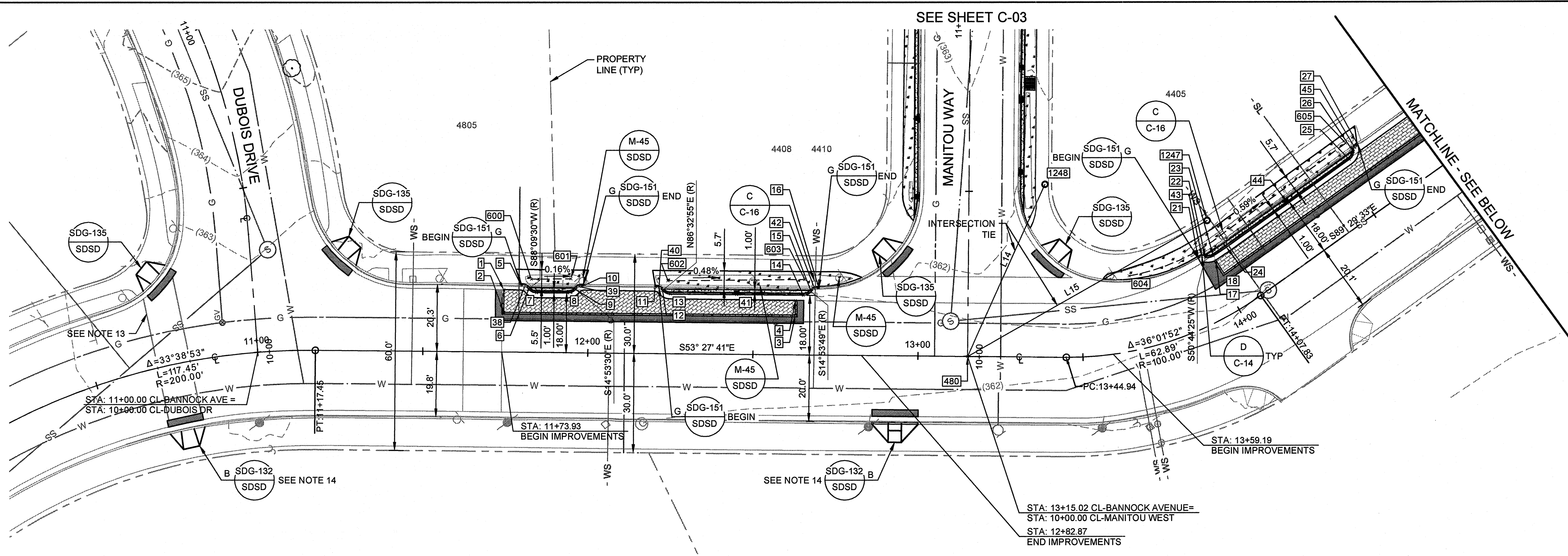
CONTRACTOR: \_\_\_\_\_ DATE STARTED: \_\_\_\_\_  
 INSPECTOR: \_\_\_\_\_ DATE COMPLETED: \_\_\_\_\_

11/14/2012

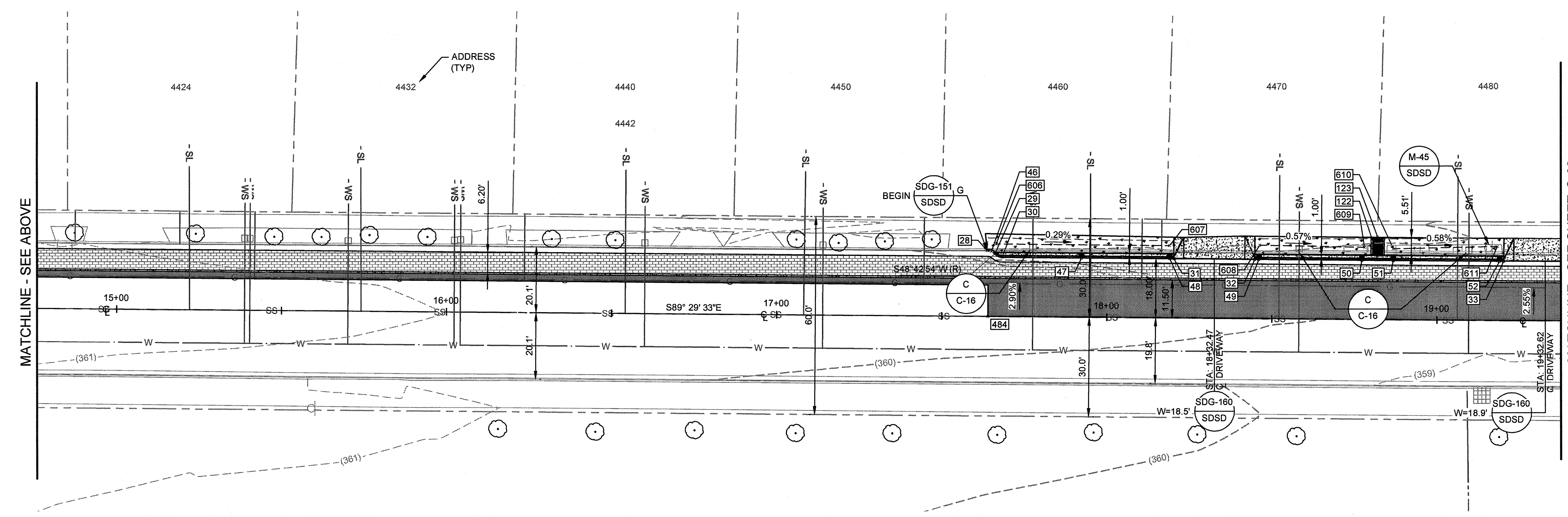
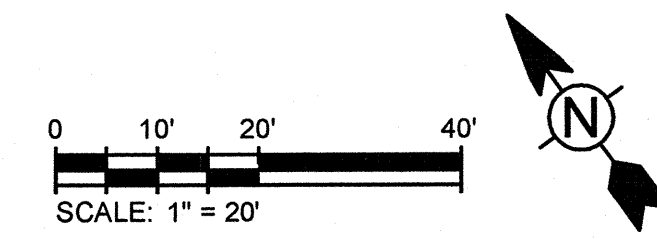
36701- 3 -D



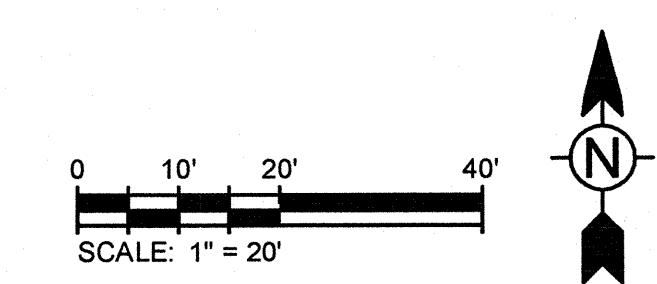
BANNOCK AVENUE STREETScape ENHANCEMENTS



**BANNOCK AVENUE (WEST)**  
SEE SHEET C-09 FOR UNDERDRAIN PLAN



**BANNOCK AVENUE (WEST)**  
SEE SHEET C-09 FOR UNDERDRAIN PLAN



**NOTICE TO CONTRACTOR**

- 1 ALL EXISTING WATER METERS, BOXES, COPPER SERVICES AND ALL RELATED APPURTENANCES FOUND WITHIN THE PROPOSED BIORETENTION AREAS SHALL BE ADJUSTED TO GRADE PER DETAIL C, SHEET C-16.
- 2 PROTECT ALL TREES/SHRUBS UNLESS OTHERWISE NOTED HEREON
- 3 SEE DETAIL E, SHEET C-16 FOR BIORETENTION WITH POPOUT AREA.
- 4 SLOPES SHOWN MATCH EXISTING SLOPES AS DERIVED FROM THE FIELD SURVEY
- 5 PAVEMENT REMOVAL WIDTHS SHOWN ARE APPROXIMATE. THE CONTRACTOR SHALL PROVIDE ADEQUATE CROSS SLOPE DURING RECONSTRUCTION. 2% MINIMUM AND 5% MAXIMUM DOWNWARD FROM STREET CENTERLINE TO GUTTER FLOWLINE.
- 6 SEE SHEET G-02 FOR SYMBOLS AND ADDITIONAL CONSTRUCTION DETAIL REFERENCES
- 7 FOR BIORETENTION POP-OUT AREAS PROVIDE CURB OPENING WITHOUT GRATE PER DETAIL D, SHEET C-14 AND LOCATED AS SHOWN IN DETAIL E, SHEET C-16.
- 8 WHERE SEWER LATERALS CROSS BIORETENTION OR PVIOUS PAVEMENT AREAS AND ARE LOCATED ABOVE THE IMPERMEABLE LINER, THE SEWER LATERAL SHALL BE MODIFIED PER DETAIL D, SHEET C-16.
- 9 REFER TO "LID IMPROVEMENT PLANS" C-01 THROUGH C-05 FOR NEW CURB RAMP INSTALLATION.
- 10 IN THE EVENT THE EXISTING GAS SERVICES FALL WITHIN THE PROPOSED BIORETENTION AREAS, THE CONTRACTOR SHALL PROVIDE A MINIMUM 5 DAYS ADVANCE NOTICE TO SDG&E FIELD UTILITY SPECIALIST, GORDON STORRS AT (858) 581-7518 (OFFICE) OR (619) 572-7355 (MOBILE). SDG&E WILL SCHEDULE CREWS TO PROVIDE THE PROPER PROTECTION OF THESE LINES BY INSTALLING 2-INCH POLY SLEEVES.
- 11 EXISTING STREET SIGNS WITHIN NEW BIORETENTION AREAS AND/OR WITHIN TRENCH AREAS SHALL BE TEMPORARILY REMOVED AND PERMANENTLY REINSTALLED PER SDSD M-45.
- 12 ALL SIDEWALKS SHALL BE 48" MINIMUM AND HAVE BEEN FIELD VERIFIED BY TETRA TECH STAFF ON MARCH 1, 2012. AT THE TIME OF VERIFICATION, ALL SIDEWALKS WITHIN THE PROJECT LIMITS WERE VERIFIED TO BE A MINIMUM 48 INCHES. THE CONTRACTOR SHALL NOTIFY THE CITY ENGINEER IMMEDIATELY IF IT IS DISCOVERED THAT AN EXISTING SIDEWALK WIDTH IS LESS THAN 48 INCHES.
- 13 RE-STRIPE ALL EXISTING AFFECTED CROSSWALKS AND LIMIT LINES WITH 12" WIDE WHITE OR YELLOW THERMOPLASTIC.
- 14 PAINT CURB RED WITHIN NOTED CURB RAMP AND EXTEND 8' ON EACH SIDE.


C-01

PLANS PREPARED BY:

**TETRA TECH, INC.**  
9444 Balboa Avenue, Suite 215  
San Diego, CA 92123  
(858) 268-5746 - phone, (858) 268-5809 - fax

**BANNOCK AVENUE  
STREETSCAPE ENHANCEMENTS  
LID IMPROVEMENT PLAN**

CITY OF SAN DIEGO, CALIFORNIA PUBLIC WORKS DEPARTMENT SHEET 4 OF 22 SHEETS		WBS NO. B-10027
APPROVED FOR CITY ENGINEER: <i>Jan 1 Bob</i>	DATE: 12-17-12	SUBMITTED BY: JEFF SORIANO PROJECT MANAGER
DESCRIPTION: ORIGINAL	APPROVED: TT	DATE: [ ]
FILED: [ ]	PROJECT ENGINEER: RON FOX	242-1707 CCS27 COORDINATE
CONTRACTOR: [ ]	DATE STARTED: [ ]	6270994-1884089 CCS83 COORDINATE
INSPECTOR: [ ]	DATE COMPLETED: [ ]	36701- 4 -D



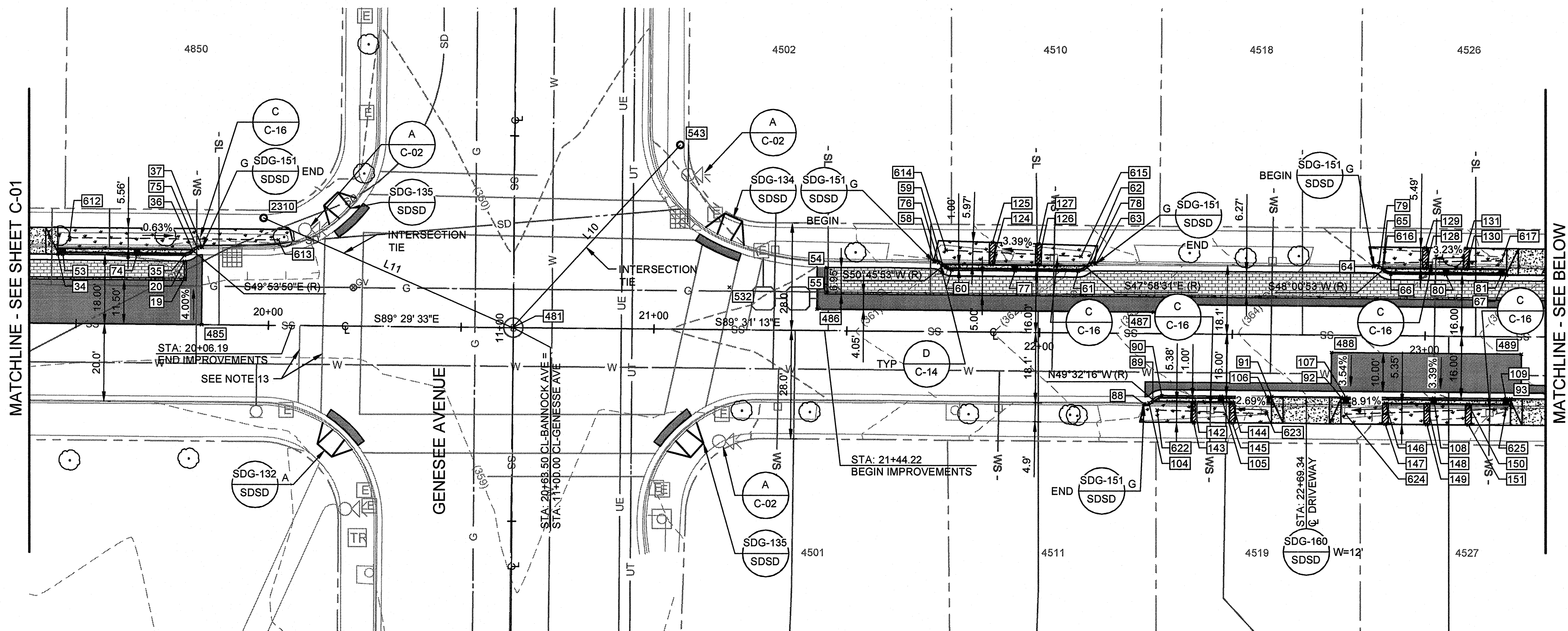
**IMPORTANT NOTICE**  
Section 4216/4217 of the Government Code requires a DigAlert Identification Number be issued before a "Permit to Excavate" will be valid. For your DigAlert ID Number call Underground Service Alert TOLL FREE 1-800-227-2600 Two working days before you dig.

**TWO DAYS BEFORE YOU DIG  
CALL USA AT 811**

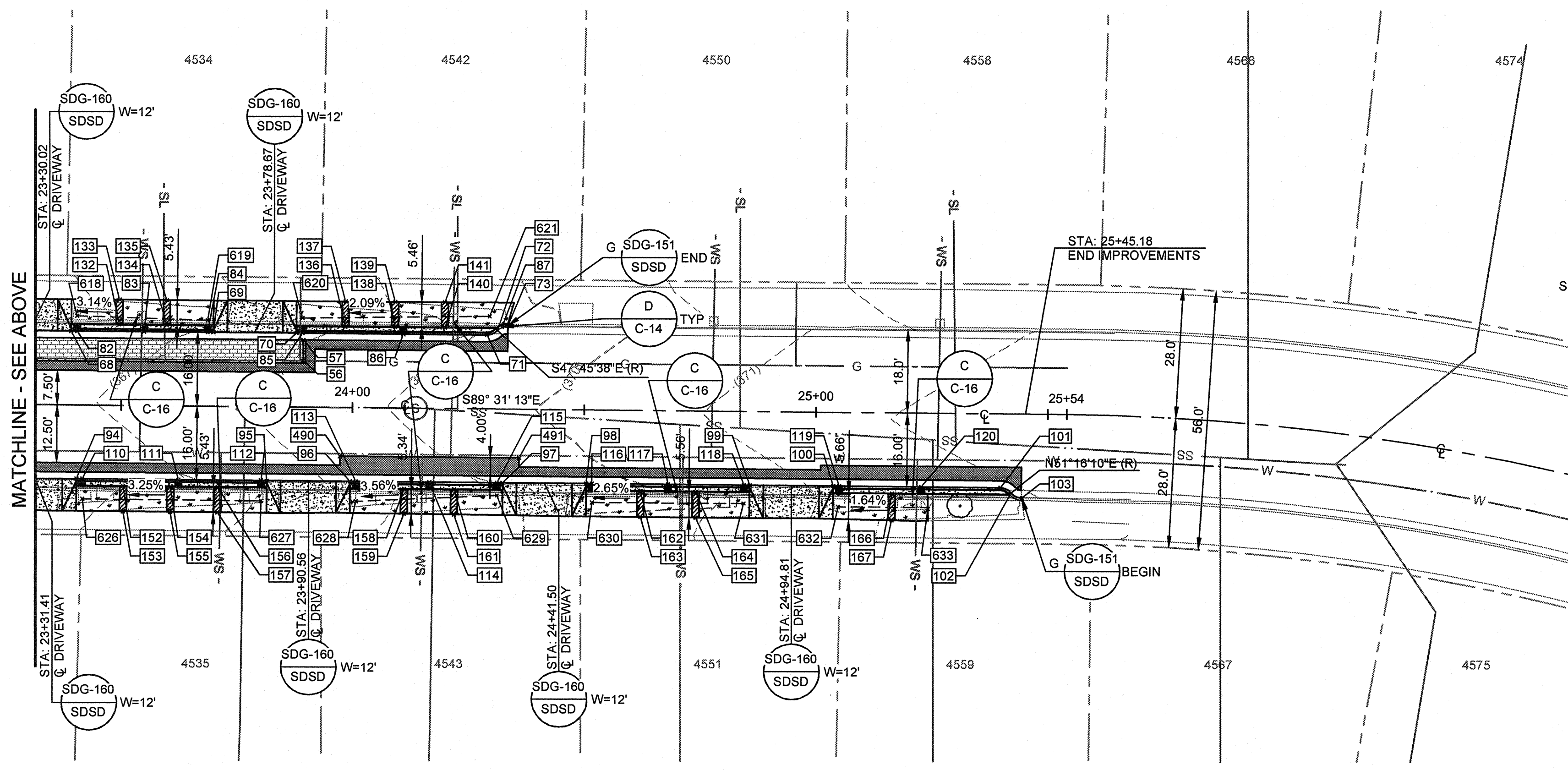
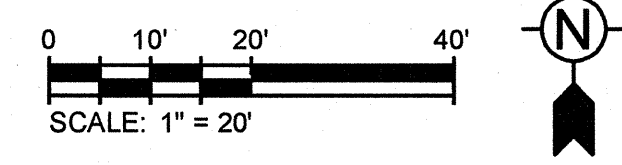
**BANNOCK AVENUE STREETSCAPE ENHANCEMENTS**

**NOTICE TO CONTRACTOR**

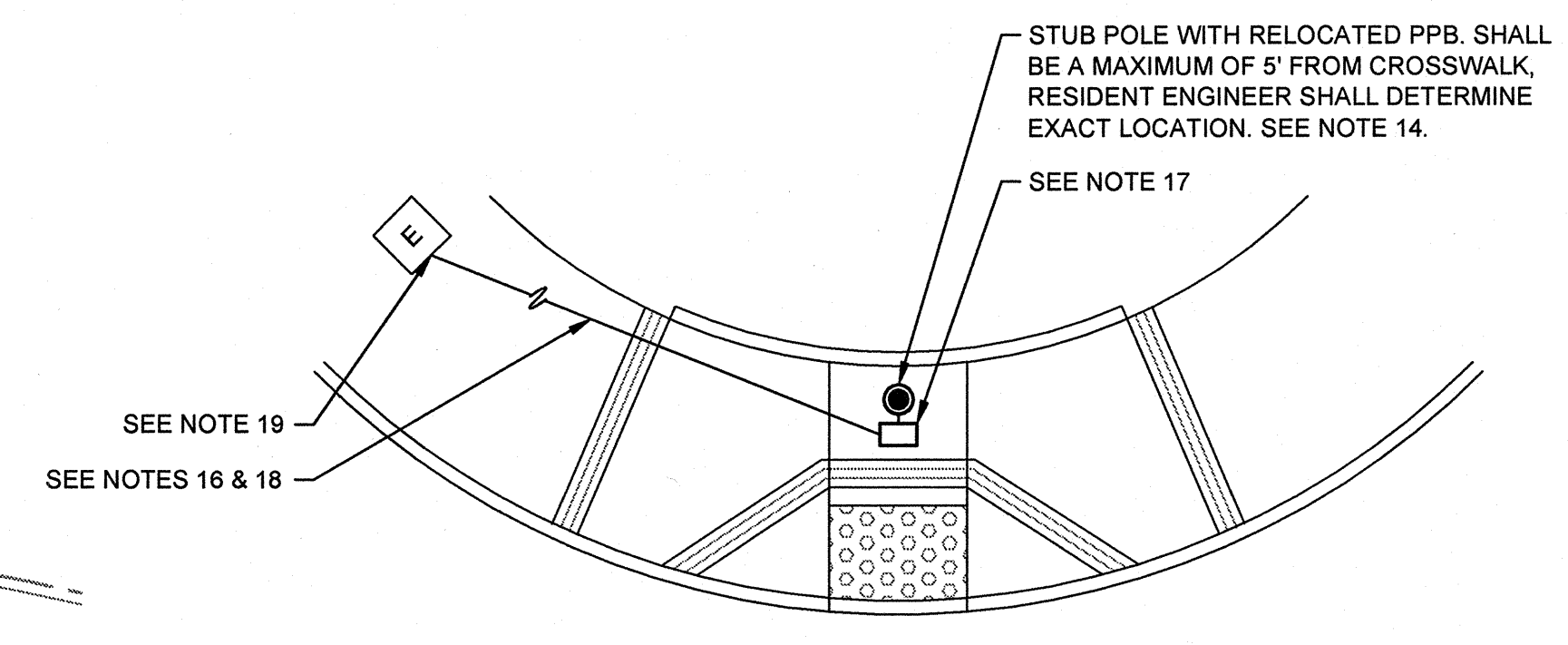
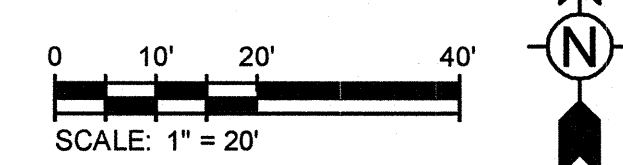
- ALL EXISTING WATER METERS, BOXES, COPPER SERVICES AND ALL RELATED APPURTENANCES FOUND WITHIN THE PROPOSED BIORETENTION AREAS SHALL BE ADJUSTED TO GRADE PER DETAIL C, SHEET C-16.
- PROTECT ALL TREES/SHRUBS UNLESS OTHERWISE NOTED HEREON
- SEE DETAIL E, SHEET C-16 FOR BIORETENTION WITH POPOUT AREA.
- SLOPES SHOWN MATCH EXISTING SLOPES AS DERIVED FROM THE FIELD SURVEY
- PAVEMENT REMOVAL WIDTHS SHOWN ARE APPROXIMATE. THE CONTRACTOR SHALL PROVIDE ADEQUATE CROSS SLOPE DURING RECONSTRUCTION. 2% MINIMUM AND 5% MAXIMUM DOWNWARD FROM STREET CENTERLINE TO GUTTER FLOWLINE.
- SEE SHEET G-02 FOR SYMBOLS AND ADDITIONAL CONSTRUCTION DETAIL REFERENCES
- FOR BIORETENTION POP-OUT AREAS PROVIDE CURB OPENING WITHOUT GRATE PER DETAIL D, SHEET C-14 AND LOCATED AS SHOWN IN DETAIL E, SHEET C-16.
- WHERE SEWER LATERALS CROSS BIORETENTION OR PERVIOUS PAVEMENT AREAS AND ARE LOCATED ABOVE THE IMPERMEABLE LINER, THE SEWER LATERAL SHALL BE MODIFIED PER DETAIL D, SHEET C-16.
- REFER TO "LID IMPROVEMENT PLANS" C-01 THROUGH C-05 FOR NEW CURB RAMP INSTALLATION.
- IN THE EVENT THE EXISTING GAS SERVICES FALL WITHIN THE PROPOSED BIORETENTION AREAS, THE CONTRACTOR SHALL PROVIDE A MINIMUM 5 DAYS ADVANCE NOTICE TO SDG&E FIELD UTILITY SPECIALIST, GORDON STORRS AT (858) 581-7518 (OFFICE) OR (619) 572-7355 (MOBILE). SDG&E WILL SCHEDULE CREWS TO PROVIDE THE PROPER PROTECTION OF THESE LINES BY INSTALLING 2-INCH POLY SLEEVES.
- EXISTING STREET SIGNS WITHIN NEW BIORETENTION AREAS AND/OR WITHIN TRENCH AREAS SHALL BE TEMPORARILY REMOVED AND PERMANENTLY REINSTALLED PER SDSD M-45.
- ALL SIDEWALKS SHALL BE 48" MINIMUM AND HAVE BEEN FIELD VERIFIED BY TETRA TECH STAFF ON MARCH 1, 2012. AT THE TIME OF VERIFICATION, ALL SIDEWALKS WITHIN THE PROJECT LIMITS WERE VERIFIED TO BE A MINIMUM 48 INCHES. THE CONTRACTOR SHALL NOTIFY THE CITY ENGINEER IMMEDIATELY IF IT IS DISCOVERED THAT AN EXISTING SIDEWALK WIDTH IS LESS THAN 48 INCHES.
- RE-STRIP ALL AFFECTED EXISTING CROSSWALKS AND LIMIT LINES WITH 12" WIDE WHITE OR YELLOW THERMOPLASTIC.
- REMOVE EXISTING PUSHBUTTONS FROM SIGNAL POLES AND RELOCATE TO A STUB POLE PER CALTRANS STANDARD PLAN ES-7A, DETAIL B. PLACE STUB POLE AT THE TYPE C2 CURB RAMP LANDING PER DETAIL A ON THIS SHEET.
- STUB POLE SHALL BE PLACED 3' FROM EDGE OF CURB AND SHALL BE A MAXIMUM OF 5' FROM THE CROSSWALK. RESIDENT ENGINEER SHALL DETERMINE EXACT LOCATION OF STUB POLE.
- CONDUIT SHALL BE 1" HDPE, SCHEDULE 80.
- PULL BOX SHALL BE NO. 5, UNLESS OTHERWISE DIRECTED BY THE RESIDENT ENGINEER, AND SHALL BE STAMPED "TRAFFIC SIGNAL".
- PLACE 3 - #14 WIRES FROM EACH STUB POLE TO THE EXISTING CABINET. EXISTING CONDUIT SHALL BE UTILIZED WHERE AVAILABLE, CONTRACTOR TO VERIFY EXISTING ROUTE.
- INSTALL CONDUIT INTO EXISTING PULL BOX WHERE SHOWN ON PLAN.



**BANNOCK AVENUE (EAST)**  
SEE SHEET C-10 FOR UNDERDRAIN PLAN



**BANNOCK AVENUE (EAST)**  
SEE SHEET C-10 FOR UNDERDRAIN PLAN




NOTE:  
TYPE C2 CURB RAMP SHOWN ABOVE.

**TYPE C1/C2 CURB RAMP AND STUB POLE LOCATION**

A C-02  
C-02 NOT TO SCALE



**IMPORTANT NOTICE**  
Section 42164217 of the Government Code requires a DigAlert identification Number be issued before a "Permit to Excavate" will be valid. For your DigAlert I.D. Number call Underground Service Alert TOLL FREE 1-800-227-2800 Two working days before you dig.



11/14/2012

PLANS PREPARED BY:

**TETRA TECH, INC.**  
9444 Balboa Avenue, Suite 215  
San Diego, CA 92123  
(858) 268-5746 - phone, (858) 268-5809 - fax

**BANNOCK AVENUE  
STREETSCAPE ENHANCEMENTS  
LID IMPROVEMENT PLAN**

CITY OF SAN DIEGO, CALIFORNIA  
PUBLIC WORKS DEPARTMENT  
SHEET 5 OF 22 SHEETS

WBS NO. B-10027

APPROVED: *Jason L. Fussell* 12-17-12 DATE: 12-17-12  
FOR CITY ENGINEER PROJECT MANAGER

PROJECT MANAGER: **JEFF SORIANO**

DESCRIPTION: ORIGINAL TT APPROVED DATE FILMED

CHECKED BY: **RON FOX**  
PROJECT ENGINEER

242-1707  
CCS27 COORDINATE

6270994-1884089  
CCS83 COORDINATE

CONTRACTOR: \_\_\_\_\_ DATE STARTED: \_\_\_\_\_  
INSPECTOR: \_\_\_\_\_ DATE COMPLETED: \_\_\_\_\_

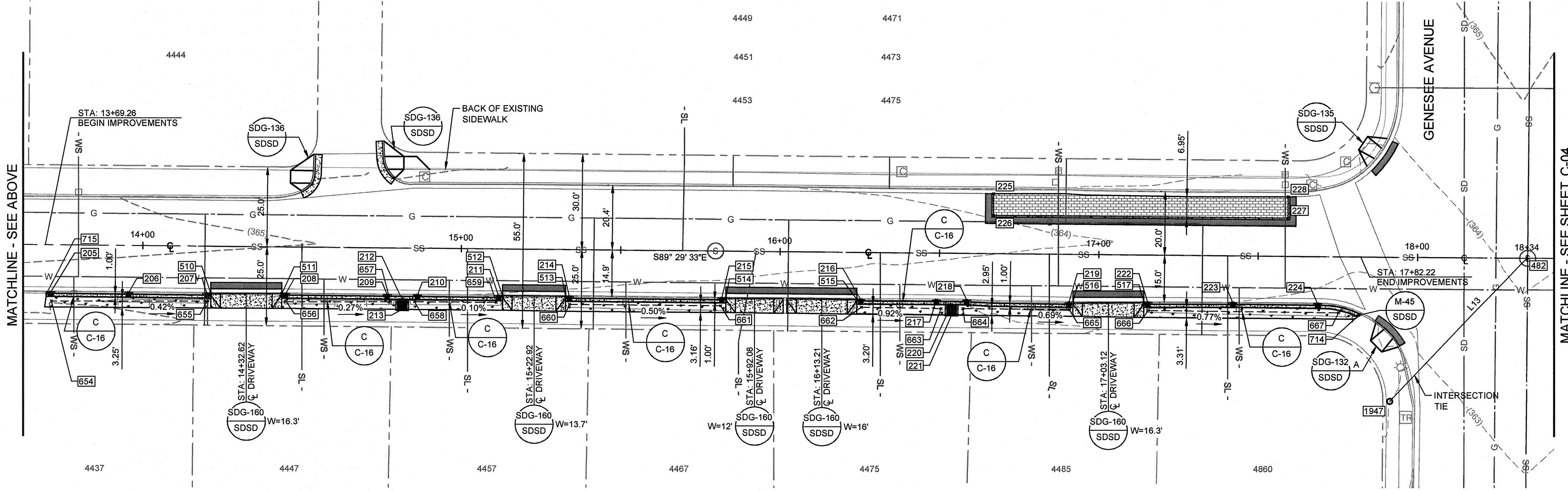
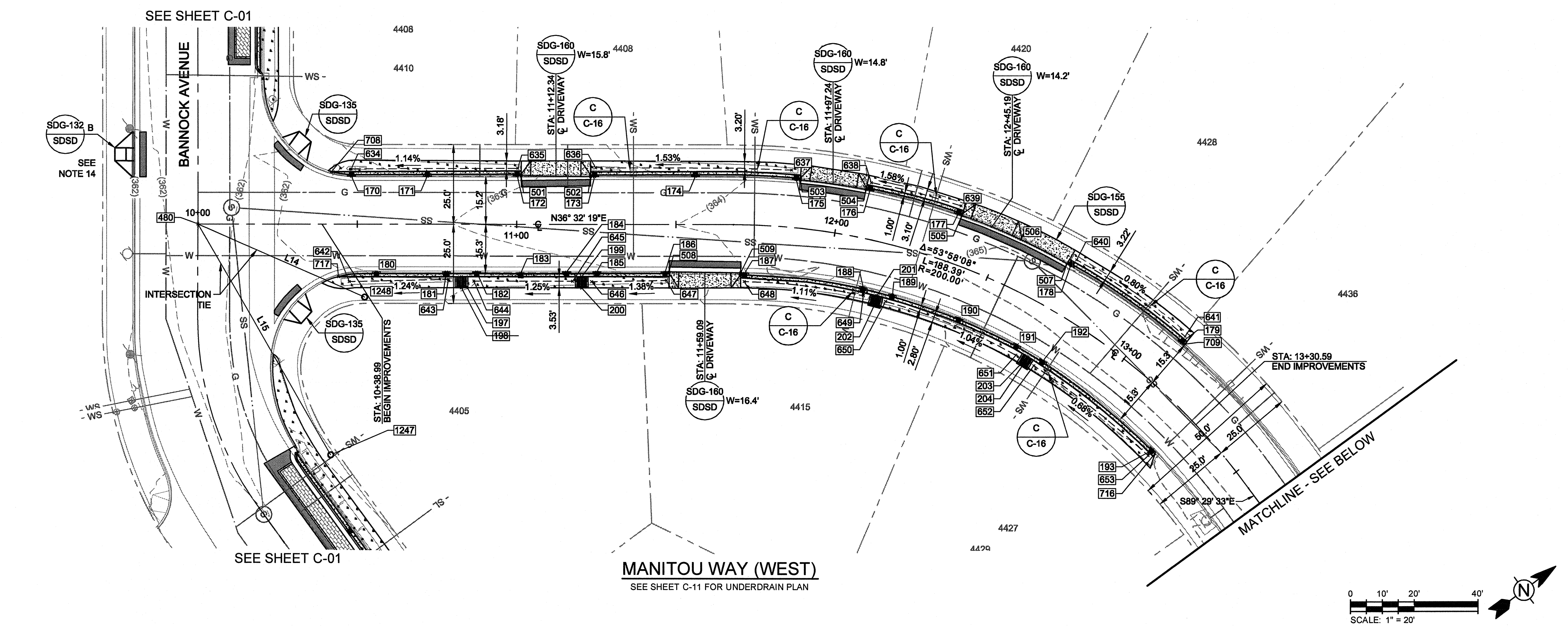
36701- 5 -D

**BANNOCK AVENUE STREETSCAPE ENHANCEMENTS**

**C-02**

**NOTICE TO CONTRACTOR**


- 1 ALL EXISTING WATER METERS, BOXES, COPPER SERVICES AND ALL RELATED APPURTENANCES FOUND WITHIN THE PROPOSED BIORETENTION AREAS SHALL BE ADJUSTED TO GRADE PER DETAIL C, SHEET C-16.
- 2 PROTECT ALL TREES/SHRUBS UNLESS OTHERWISE NOTED HEREON
- 3 SEE DETAIL E, SHEET C-16 FOR BIORETENTION WITH POPOUT AREA.
- 4 SLOPES SHOWN MATCH EXISTING SLOPES AS DERIVED FROM THE FIELD SURVEY
- 5 PAVEMENT REMOVAL WIDTHS SHOWN ARE APPROXIMATE. THE CONTRACTOR SHALL PROVIDE ADEQUATE CROSS SLOPE DURING RECONSTRUCTION. 2% MINIMUM AND 5% MAXIMUM DOWNWARD FROM STREET CENTERLINE TO GUTTER FLOWLINE.
- 6 SEE SHEET G-02 FOR SYMBOLS AND ADDITIONAL CONSTRUCTION DETAIL REFERENCES
- 7 FOR BIORETENTION POP-OUT AREAS PROVIDE CURB OPENING WITHOUT GRATE PER DETAIL D, SHEET C-14 AND LOCATED AS SHOWN IN DETAIL E, SHEET C-16.
- 8 WHERE SEWER LATERALS CROSS BIORETENTION OR PERVIOUS PAVEMENT AREAS AND ARE LOCATED ABOVE THE IMPERMEABLE LINER, THE SEWER LATERAL SHALL BE MODIFIED PER DETAIL D, SHEET C-16.
- 9 REFER TO "LID IMPROVEMENT PLANS" C-01 THROUGH C-05 FOR NEW CURB RAMP INSTALLATION.
- 10 IN THE EVENT THE EXISTING GAS SERVICES FALL WITHIN THE PROPOSED BIORETENTION AREAS, THE CONTRACTOR SHALL PROVIDE A MINIMUM 5 DAYS ADVANCE NOTICE TO SDG&E FIELD UTILITY SPECIALIST, GORDON STORRS AT (858) 581-7518 (OFFICE) OR (619) 572-7355 (MOBILE). SDG&E WILL SCHEDULE CREWS TO PROVIDE THE PROPER PROTECTION OF THESE LINES BY INSTALLING 2-INCH POLY SLEEVES.
- 11 EXISTING STREET SIGNS WITHIN NEW BIORETENTION AREAS AND/OR WITHIN TRENCH AREAS SHALL BE TEMPORARILY REMOVED AND PERMANENTLY REINSTALLED PER SDSA M-45.
- 12 ALL SIDEWALKS SHALL BE 48" MINIMUM AND HAVE BEEN FIELD VERIFIED BY TETRA TECH STAFF ON MARCH 1, 2012. AT THE TIME OF VERIFICATION, ALL SIDEWALKS WITHIN THE PROJECT LIMITS WERE VERIFIED TO BE A MINIMUM 48 INCHES. THE CONTRACTOR SHALL NOTIFY THE CITY ENGINEER IMMEDIATELY IF IT IS DISCOVERED THAT AN EXISTING SIDEWALK WIDTH IS LESS THAN 48 INCHES.
- 13 RE-STRIPE ALL AFFECTED EXISTING CROSSWALKS AND LIMIT LINES WITH 12" WIDE WHITE OR YELLOW THERMOPLASTIC.
- 14 PAINT CURB RED WITHIN NOTED CURB RAMP AND EXTEND 8' ON EACH SIDE.



**TWO DAYS BEFORE YOU DIG**  
CALL USA AT 811

**IMPORTANT NOTICE**  
Section 4216/4217 of the Government Code requires a DigAlert Identification Number be issued before a "Permit to Excavate" will be valid. For your DigAlert I.D. Number call Underground Service Alert TOLL FREE 1-800-227-2600 Two working days before you dig.

**MANITOU WAY (WEST)**  
SEE SHEET C-11 FOR UNDERDRAIN PLAN



11/14/2012

C-03

PLANS PREPARED BY:  
**TETRA TECH, INC.**  
9444 Balboa Avenue, Suite 215  
San Diego, CA 92123  
(858) 268-5746 - phone, (858) 268-5809 - fax

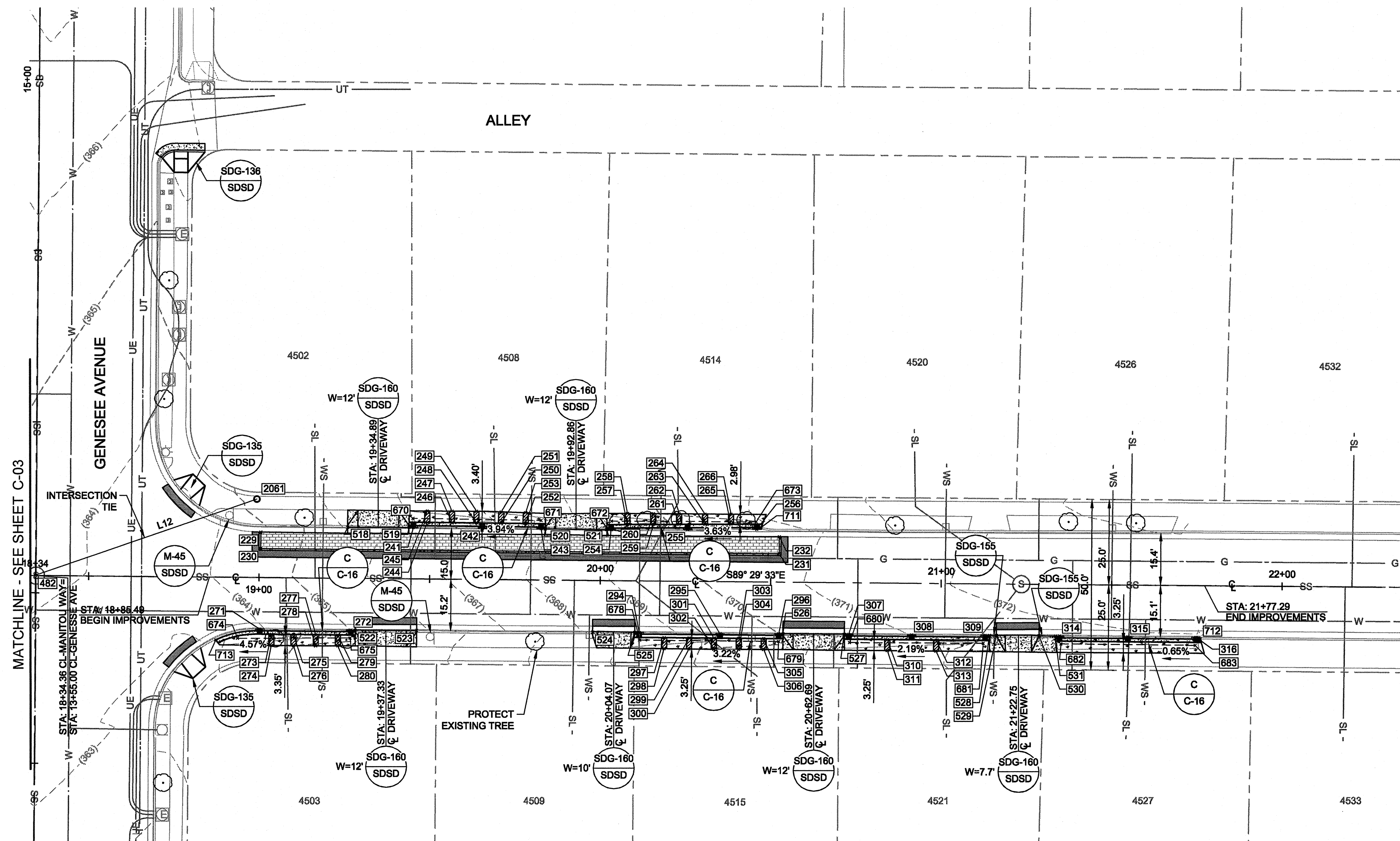
**BANNOCK AVENUE  
STREETSCAPE ENHANCEMENTS  
LID IMPROVEMENT PLAN**

CITY OF SAN DIEGO, CALIFORNIA PUBLIC WORKS DEPARTMENT SHEET 6 OF 22 SHEETS		WBS NO. B-10027
APPROVED FOR CITY ENGINEER <i>[Signature]</i>	DATE 12-17-12	SUBMITTED BY JEFF SORIANO PROJECT MANAGER
DESCRIPTION ORIGINAL	APPROVED TT	CHECKED BY RON FOX PROJECT ENGINEER
		242-1707 CCS27 COORDINATE
		6270994-1884089 CCS83 COORDINATE
CONTRACTOR	DATE STARTED	36701- 6 -D
INSPECTOR	DATE COMPLETED	



**NOTICE TO CONTRACTOR**

- 1 ALL EXISTING WATER METERS, BOXES, COPPER SERVICES AND ALL RELATED APPURTENANCES FOUND WITHIN THE PROPOSED BIORETENTION AREAS SHALL BE ADJUSTED TO GRADE PER DETAIL C, SHEET C-16.
- 2 PROTECT ALL TREES/SHRUBS UNLESS OTHERWISE NOTED HEREON
- 3 SEE DETAIL E, SHEET C-16 FOR BIORETENTION WITH POPOUT AREA.
- 4 SLOPES SHOWN MATCH EXISTING SLOPES AS DERIVED FROM THE FIELD SURVEY
- 5 PAVEMENT REMOVAL WIDTHS SHOWN ARE APPROXIMATE. THE CONTRACTOR SHALL PROVIDE ADEQUATE CROSS SLOPE DURING RECONSTRUCTION. 2% MINIMUM AND 5% MAXIMUM DOWNWARD FROM STREET CENTERLINE TO GUTTER FLOWLINE.
- 6 SEE SHEET G-02 FOR SYMBOLS AND ADDITIONAL CONSTRUCTION DETAIL REFERENCES
- 7 FOR BIORETENTION POP-OUT AREAS PROVIDE CURB OPENING WITHOUT GRATE PER DETAIL D, SHEET C-14 AND LOCATED AS SHOWN IN DETAIL E, SHEET C-16.
- 8 WHERE SEWER LATERALS CROSS BIORETENTION OR PERVIOUS PAVEMENT AREAS AND ARE LOCATED ABOVE THE IMPERMEABLE LINER, THE SEWER LATERAL SHALL BE MODIFIED PER DETAIL D, SHEET C-16.
- 9 REFER TO "LID IMPROVEMENT PLANS" C-01 THROUGH C-05 FOR NEW CURB RAMP INSTALLATION.
- 10 IN THE EVENT THE EXISTING GAS SERVICES FALL WITHIN THE PROPOSED BIORETENTION AREAS, THE CONTRACTOR SHALL PROVIDE A MINIMUM 5 DAYS ADVANCE NOTICE TO SDG&E FIELD UTILITY SPECIALIST, GORDON STORRS AT (858) 581-7518 (OFFICE) OR (619) 572-7355 (MOBILE). SDG&E WILL SCHEDULE CREWS TO PROVIDE THE PROPER PROTECTION OF THESE LINES BY INSTALLING 2-INCH POLY SLEEVES.
- 11 EXISTING STREET SIGNS WITHIN NEW BIORETENTION AREAS AND/OR WITHIN TRENCH AREAS SHALL BE TEMPORARILY REMOVED AND PERMANENTLY REINSTALLED PER SDSA M-45.
- 12 ALL SIDEWALKS SHALL BE 48" MINIMUM AND HAVE BEEN FIELD VERIFIED BY TETRA TECH STAFF ON MARCH 1, 2012. AT THE TIME OF VERIFICATION, ALL SIDEWALKS WITHIN THE PROJECT LIMITS WERE VERIFIED TO BE A MINIMUM 48 INCHES. THE CONTRACTOR SHALL NOTIFY THE CITY ENGINEER IMMEDIATELY IF IT IS DISCOVERED THAT AN EXISTING SIDEWALK WIDTH IS LESS THAN 48 INCHES.
- 13 RE-STRIPE ALL AFFECTED EXISTING CROSSWALKS AND LIMIT LINES WITH 12" WIDE WHITE OR YELLOW THERMOPLASTIC.
- 14 PAINT CURB RED WITHIN NOTED CURB RAMP AND EXTEND 8' ON EACH SIDE.



**MANITOU WAY (EAST)**  
SEE SHEET C-12 FOR UNDERDRAIN PLAN

MATCHLINE - SEE SHEET C-03

**C-04**


PLANS PREPARED BY:



**TETRA TECH, INC.**  
9444 Balboa Avenue, Suite 215  
San Diego, CA 92123  
(858) 268-5746 - phone, (858) 268-5809 - fax

**BANNOCK AVENUE  
STREETSCAPE ENHANCEMENTS  
LID IMPROVEMENT PLAN**

CITY OF SAN DIEGO, CALIFORNIA PUBLIC WORKS DEPARTMENT SHEET 7 OF 22 SHEETS		WBS NO. B-10027
APPROVED BY: <i>Jeff Soriano</i> FOR CITY ENGINEER	DATE 12-17-12	SUBMITTED BY: JEFF SORIANO PROJECT MANAGER
DESCRIPTION	APPROVED	DATE
ORIGINAL	TT	
CHECKED BY: RON FOX PROJECT ENGINEER		
No. 70879 Exp. 6-30-13		242-1707
REG. CIVIL ENGINEER STATE OF CALIFORNIA		6270994-1884089
CONTRACTOR		DATE STARTED
INSPECTOR		DATE COMPLETED
		36701- 7 -D

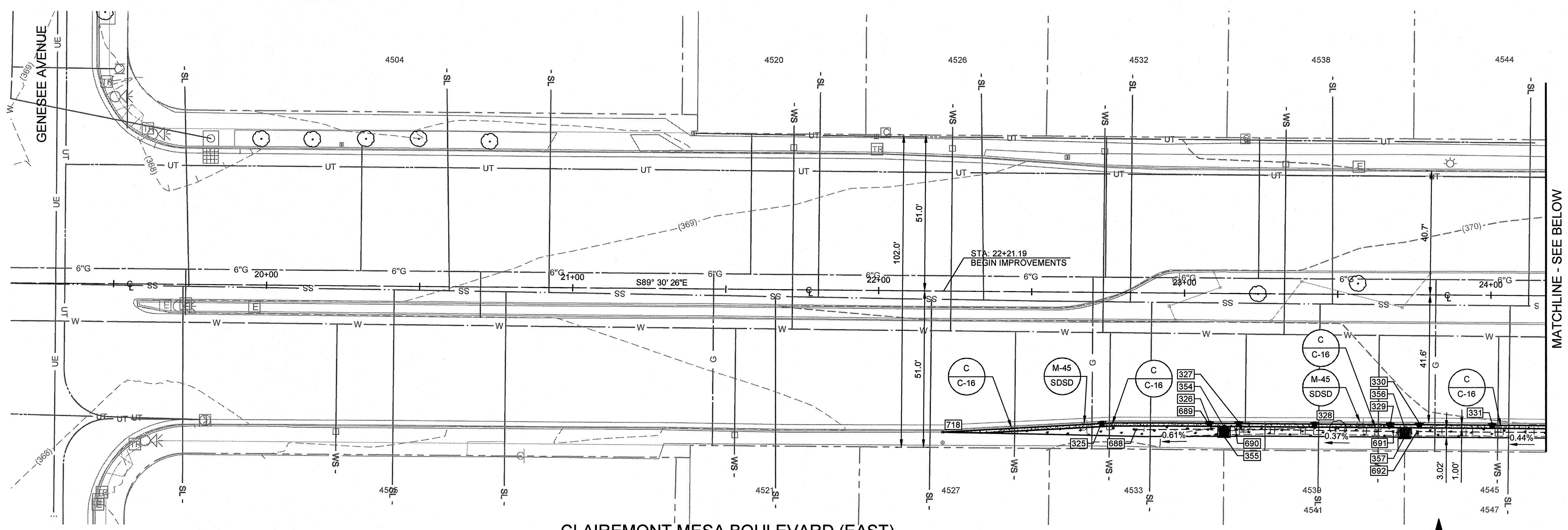


11/14/2012

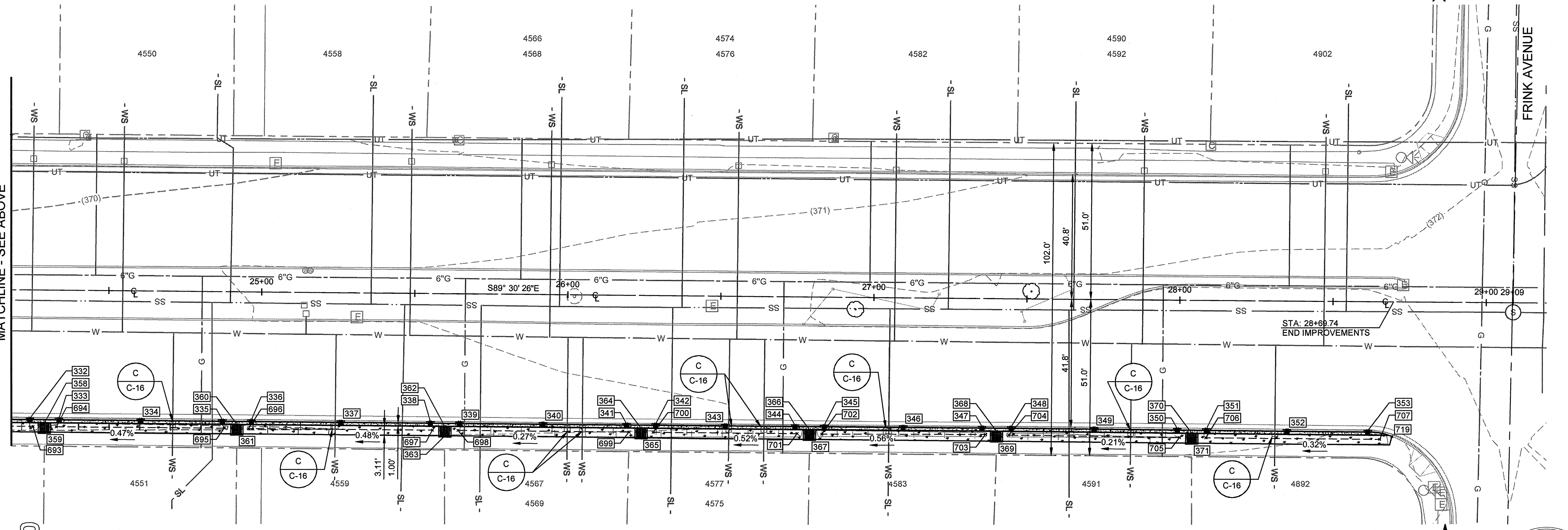
**TWO DAYS BEFORE YOU DIG  
CALL USA AT 811**

**IMPORTANT NOTICE**  
Section 4216/4217 of the Government Code requires a DigAlert identification Number be issued before a "Permit to Excavate" will be valid. For your DigAlert I.D. Number call Underground Service Alert TOLL FREE 1-800-227-2800 Two working days before you dig.

**BANNOCK AVENUE STREETSCAPE ENHANCEMENTS**



**CLAIREMONT MESA BOULEVARD (EAST)**  
 SEE SHEET C-12 FOR UNDERDRAIN PLAN AND  
 SEE SHEET C-13 FOR STORM DRAIN PLAN & PROFILE



**CLAIREMONT MESA BOULEVARD (EAST)**  
 SEE SHEET C-12 FOR UNDERDRAIN PLAN

**NOTICE TO CONTRACTOR**

- 1 ALL EXISTING WATER METERS, BOXES, COPPER SERVICES AND ALL RELATED APPURTENANCES FOUND WITHIN THE PROPOSED BIORETENTION AREAS SHALL BE ADJUSTED TO GRADE PER DETAIL C, SHEET C-16.
- 2 PROTECT ALL TREES/SHRUBS UNLESS OTHERWISE NOTED HEREON
- 3 SEE DETAIL E, SHEET C-16 FOR BIORETENTION WITH POPOUT AREA.
- 4 SLOPES SHOWN MATCH EXISTING SLOPES AS DERIVED FROM THE FIELD SURVEY
- 5 PAVEMENT REMOVAL WIDTHS SHOWN ARE APPROXIMATE. THE CONTRACTOR SHALL PROVIDE ADEQUATE CROSS SLOPE DURING RECONSTRUCTION. 2% MINIMUM AND 5% MAXIMUM DOWNWARD FROM STREET CENTERLINE TO GUTTER FLOWLINE.
- 6 SEE SHEET G-02 FOR SYMBOLS AND ADDITIONAL CONSTRUCTION DETAIL REFERENCES
- 7 FOR BIORETENTION POP-OUT AREAS PROVIDE CURB OPENING WITHOUT GRATE PER DETAIL D, SHEET C-14 AND LOCATED AS SHOWN IN DETAIL E, SHEET C-16.
- 8 WHERE SEWER LATERALS CROSS BIORETENTION OR PERVIOUS PAVEMENT AREAS AND ARE LOCATED ABOVE THE IMPERMEABLE LINER, THE SEWER LATERAL SHALL BE MODIFIED PER DETAIL D, SHEET C-16.
- 9 REFER TO "LID IMPROVEMENT PLANS" C-01 THROUGH C-05 FOR NEW CURB RAMP INSTALLATION.
- 10 IN THE EVENT THE EXISTING GAS SERVICES FALL WITHIN THE PROPOSED BIORETENTION AREAS, THE CONTRACTOR SHALL PROVIDE A MINIMUM 5 DAYS ADVANCE NOTICE TO SDG&E FIELD UTILITY SPECIALIST, GORDON STORRS AT (858) 581-7518 (OFFICE) OR (619) 572-7355 (MOBILE). SDG&E WILL SCHEDULE CREWS TO PROVIDE THE PROPER PROTECTION OF THESE LINES BY INSTALLING 2-INCH POLY SLEEVES.
- 11 EXISTING STREET SIGNS WITHIN NEW BIORETENTION AREAS AND/OR WITHIN TRENCH AREAS SHALL BE TEMPORARILY REMOVED AND PERMANENTLY REINSTALLED PER SDSD M-45.
- 12 ALL SIDEWALKS SHALL BE 48" MINIMUM AND HAVE BEEN FIELD VERIFIED BY TETRA TECH STAFF ON MARCH 1, 2012 AT THE TIME OF VERIFICATION, ALL SIDEWALKS WITHIN THE PROJECT LIMITS WERE VERIFIED TO BE A MINIMUM 48 INCHES. THE CONTRACTOR SHALL NOTIFY THE CITY ENGINEER IMMEDIATELY IF IT IS DISCOVERED THAT AN EXISTING SIDEWALK WIDTH IS LESS THAN 48 INCHES.
- 13 RE-STRIPE ALL AFFECTED EXISTING CROSSWALKS AND LIMIT LINES WITH 12" WIDE WHITE OR YELLOW THERMOPLASTIC.

**C-05**


PLANS PREPARED BY:



**TETRA TECH, INC.**  
 9444 Balboa Avenue, Suite 215  
 San Diego, CA 92123  
 (858) 268-5746 - phone, (858) 268-5809 - fax

**BANNOCK AVENUE  
 STREETSCAPE ENHANCEMENTS  
 LID IMPROVEMENT PLAN**

CITY OF SAN DIEGO, CALIFORNIA PUBLIC WORKS DEPARTMENT SHEET 8 OF 22 SHEETS				WBS NO. B-10027
APPROVED FOR CITY ENGINEER	DATE	SUBMITTED BY		PROJECT MANAGER
<i>Jeff Soriano</i>	12-17-12	JEFF SORIANO		
DESCRIPTION	APPROVED	DATE	FILMED	CHECKED BY
ORIGINAL	TT			RON FOX
				PROJECT ENGINEER
				242-1707
				CCS27 COORDINATE
				6270994-1884089
				CCS83 COORDINATE
CONTRACTOR	DATE STARTED	INSPECTOR		DATE COMPLETED



11/14/2012

**TWO DAYS BEFORE YOU DIG  
 CALL USA AT 811**

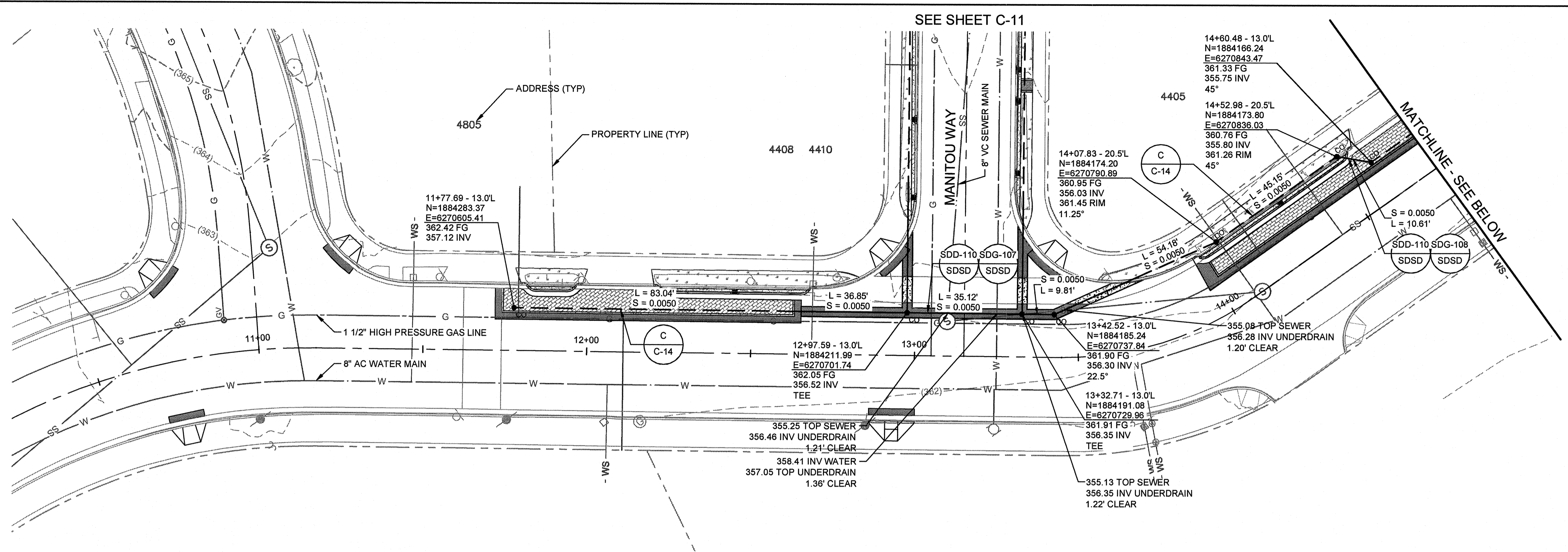
**IMPORTANT NOTICE**  
 Section 42164217 of the Government Code requires a DigAlert Identification Number be issued before a "Permit to Excavate" will be valid. For your DigAlert I.D. Number call Underground Service Alert TOLL FREE 1-800-227-2800 Two working days before you dig.

**BANNOCK AVENUE STREETSCAPE ENHANCEMENTS**

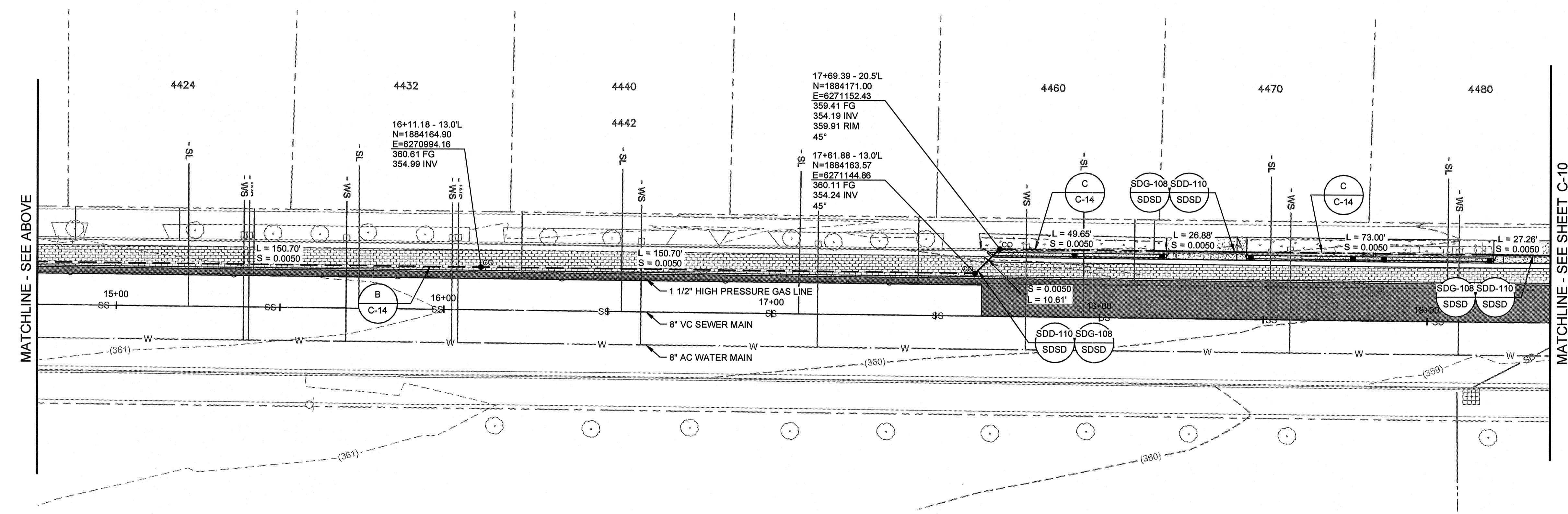
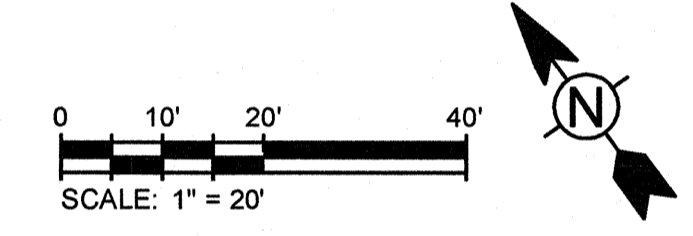




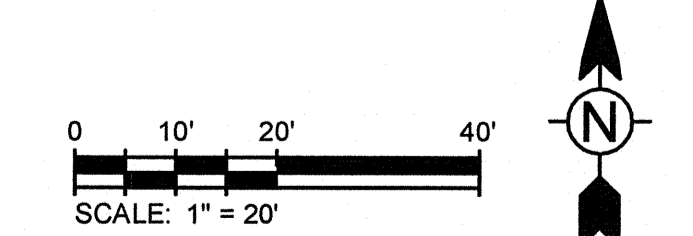




**BANNOCK AVENUE (WEST)**  
SEE SHEET C-01 FOR LID IMPROVEMENT PLAN



**BANNOCK AVENUE (WEST)**  
SEE SHEET C-01 FOR LID IMPROVEMENT PLAN




**NOTICE TO CONTRACTOR**

- UNDERDRAINS UNDER DRIVEWAYS OR NOT LOCATED WITHIN PERVIOUS PAVEMENT AND BIORETENTION AREAS SHALL BE 8" SOLID SCHEDULE 40 PVC PIPE.  
UNDERDRAINS LOCATED WITHIN PERVIOUS PAVEMENT AND/OR BIORETENTION AREAS SHALL BE 8" PERFORATED SCHEDULE 40 PVC PIPE PER DETAIL D, SHEET C-15.
- WHERE SEWER LATERALS CROSS BIORETENTION OR PERVIOUS PAVEMENT AREAS AND ARE LOCATED ABOVE THE IMPERMEABLE LAYER THEN THE SEWER LATERAL SHALL BE MODIFIED PER DETAIL D, SHEET C-16.
- FOR PROPOSED CURB RAMPS, REFER TO SHEETS C-01 THROUGH C-05.

**PERFORATED PIPE TRENCH TABLE**

STREET NAME	STATION RANGE*	DETAIL
BANNOCK AVENUE (WEST)	11+77.69L TO 12+60.74L	SEE DETAIL C, SHEET C-14
BANNOCK AVENUE (WEST)	13+75.01L TO 14+52.98L	SEE DETAIL C, SHEET C-14
BANNOCK AVENUE (WEST)	17+69.39L TO 18+19.03L	SEE DETAIL C, SHEET C-14
BANNOCK AVENUE (WEST)	18+46.72L TO 19+18.91L	SEE DETAIL C, SHEET C-14

\* SEE NOTICE TO CONTRACTOR NOTE 1.




**IMPORTANT NOTICE**  
Section 4216/4217 of the Government Code requires a DigAlert Identification Number be issued before a "Permit to Excavate" will be valid. For your DigAlert I.D. Number call Underground Service Alert TOLL FREE 1-800-227-2800 Two working days before you dig.

PLANS PREPARED BY:

**TETRA TECH, INC.**  
9444 Balboa Avenue, Suite 215  
San Diego, CA 92123  
(858) 268-5746 - phone, (858) 268-5809 - fax

**BANNOCK AVENUE  
STREETSCAPE ENHANCEMENTS  
UNDERDRAIN PLAN**

CITY OF SAN DIEGO, CALIFORNIA PUBLIC WORKS DEPARTMENT SHEET 12 OF 22 SHEETS		WBS NO. B-10027
APPROVED BY: <i>David R. [Signature]</i> FOR CITY ENGINEER	DATE 12-17-12	SUBMITTED BY: JEFF SORIANO PROJECT MANAGER
DESCRIPTION ORIGINAL	APPROVED TT	DATE [ ]
FILED [ ]	DATE [ ]	FILED [ ]
DESIGNED BY: RON FOX PROJECT ENGINEER		NO. 70879 EXP. 6-30-13 STATE OF CALIFORNIA
CONTRACTOR [ ]		DATE STARTED [ ]
INSPECTOR [ ]		DATE COMPLETED [ ]
36701-12-D		36701-12-D



11/14/2012

BANNOCK AVENUE STREETSCAPE ENHANCEMENTS

C-09

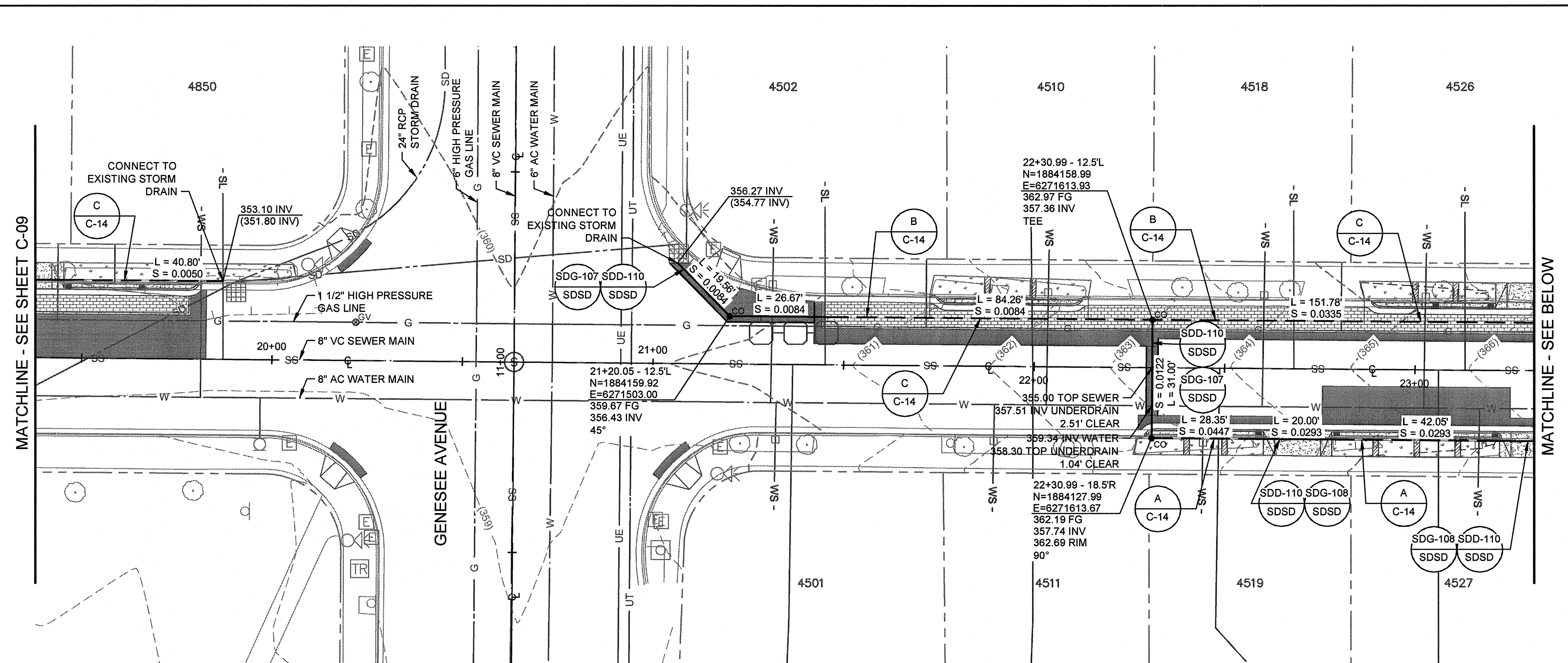
**NOTICE TO CONTRACTOR**

- 1 UNDERDRAINS UNDER DRIVEWAYS OR NOT LOCATED WITHIN PERVIOUS PAVEMENT AND BIORETENTION AREAS SHALL BE 8" SOLID SCHEDULE 40 PVC PIPE.
- 2 UNDERDRAINS LOCATED WITHIN PERVIOUS PAVEMENT AND/OR BIORETENTION AREAS SHALL BE 8" PERFORATED SCHEDULE 40 PVC PIPE PER DETAIL D, SHEET C-15.
- 3 WHERE SEWER LATERALS CROSS BIORETENTION OR PERVIOUS PAVEMENT AREAS AND ARE LOCATED ABOVE THE IMPERMEABLE LINER THEN THE SEWER LATERAL SHALL BE MODIFIED PER DETAIL D, SHEET C-16.
- 4 FOR PROPOSED CURB RAMPS, REFER TO SHEETS C-01 THROUGH C-05.

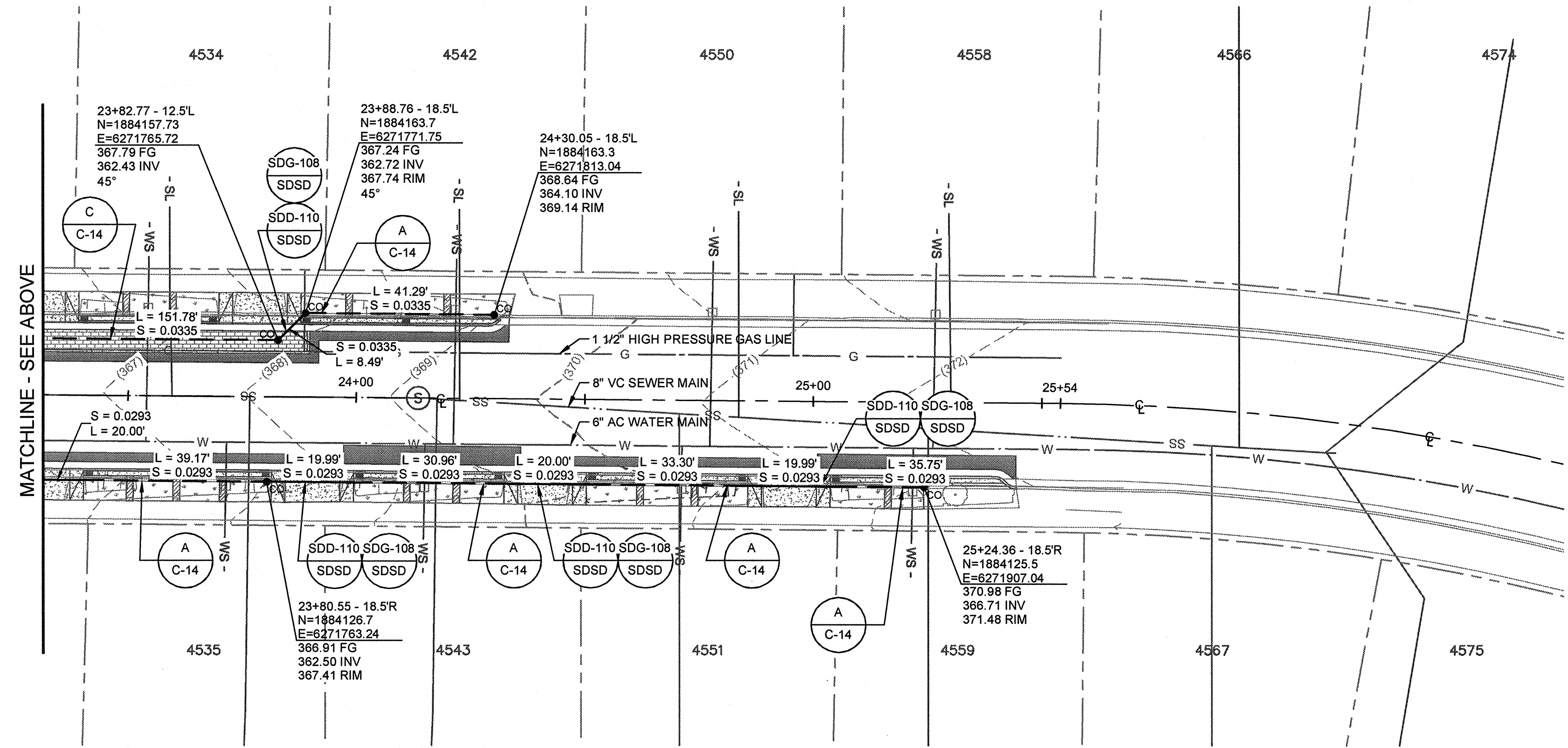
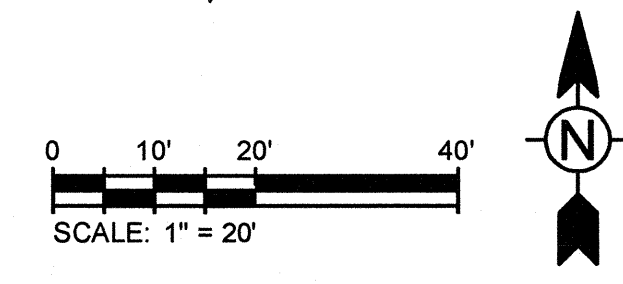
**PERFORATED PIPE TRENCH TABLE**

STREET NAME	STATION RANGE*	DETAIL
BANNOCK AVENUE (WEST)	19+45.11L TO 19+86.97L	SEE DETAIL C, SHEET C-14
BANNOCK AVENUE (EAST)	21+44.72L TO 21+72.47L	SEE DETAIL B, SHEET C-14
BANNOCK AVENUE (EAST)	21+72.47L TO 22+14.06L	SEE DETAIL C, SHEET C-14
BANNOCK AVENUE (EAST)	22+14.06L TO 22+86+56L	SEE DETAIL B, SHEET C-14
BANNOCK AVENUE (EAST)	22+86+56L TO 23+82.77L	SEE DETAIL C, SHEET C-14
BANNOCK AVENUE (EAST)	23+88.76L TO 24+30.05L	SEE DETAIL A, SHEET C-14
BANNOCK AVENUE (EAST)	22+30.99R TO 22+60.33R	SEE DETAIL A, SHEET C-14
BANNOCK AVENUE (EAST)	22+78.33R TO 23+22.39R	SEE DETAIL A, SHEET C-14
BANNOCK AVENUE (EAST)	23+40.39R TO 23+80.55R	SEE DETAIL A, SHEET C-14
BANNOCK AVENUE (EAST)	23+99.51R TO 24+32.49R	SEE DETAIL A, SHEET C-14
BANNOCK AVENUE (EAST)	24+50.49R TO 24+85.82R	SEE DETAIL A, SHEET C-14
BANNOCK AVENUE (EAST)	25+03.82R TO 25+40.56R	SEE DETAIL A, SHEET C-14

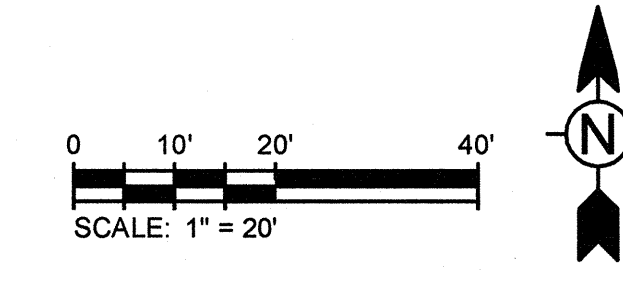
\*SEE NOTICE TO CONTRACTOR NOTE 1.



**BANNOCK AVENUE (EAST)**  
SEE SHEET C-02 FOR LID IMPROVEMENT PLAN



**BANNOCK AVENUE (EAST)**  
SEE SHEET C-02 FOR LID IMPROVEMENT PLAN



**TWO DAYS BEFORE YOU DIG**  
CALL USA AT 811

**IMPORTANT NOTICE**  
Section 4216/4217 of the Government Code requires a DigAlert Identification Number be issued before a "Permit to Excavate" will be valid. For your DigAlert I.D. Number call Underground Service Alert TOLL FREE 1-800-227-2800 Two working days before you dig.


C-10

PLANS PREPARED BY:

**TETRA TECH, INC.**  
9444 Balboa Avenue, Suite 215  
San Diego, CA 92123  
(858) 268-5746 - phone, (858) 268-5809 - fax

**BANNOCK AVENUE  
STREETSCAPE ENHANCEMENTS  
UNDERDRAIN PLAN**

CITY OF SAN DIEGO, CALIFORNIA PUBLIC WORKS DEPARTMENT SHEET 13 OF 22 SHEETS				WBS NO. B-10027
APPROVED BY: <i>Paul But</i>	DATE: 12-17-12	SUBMITTED BY: JEFF SORIANO PROJECT MANAGER		
FOR CITY ENGINEER	DATE	CHECKED BY: RON FOX PROJECT ENGINEER		
DESCRIPTION ORIGINAL	APPROVED TT	DATE	FILED	
CONTRACTOR		DATE STARTED	DATE COMPLETED	
INSPECTOR		36701-13-D		



11/14/2012

BANNOCK AVENUE STREETSCAPE ENHANCEMENTS

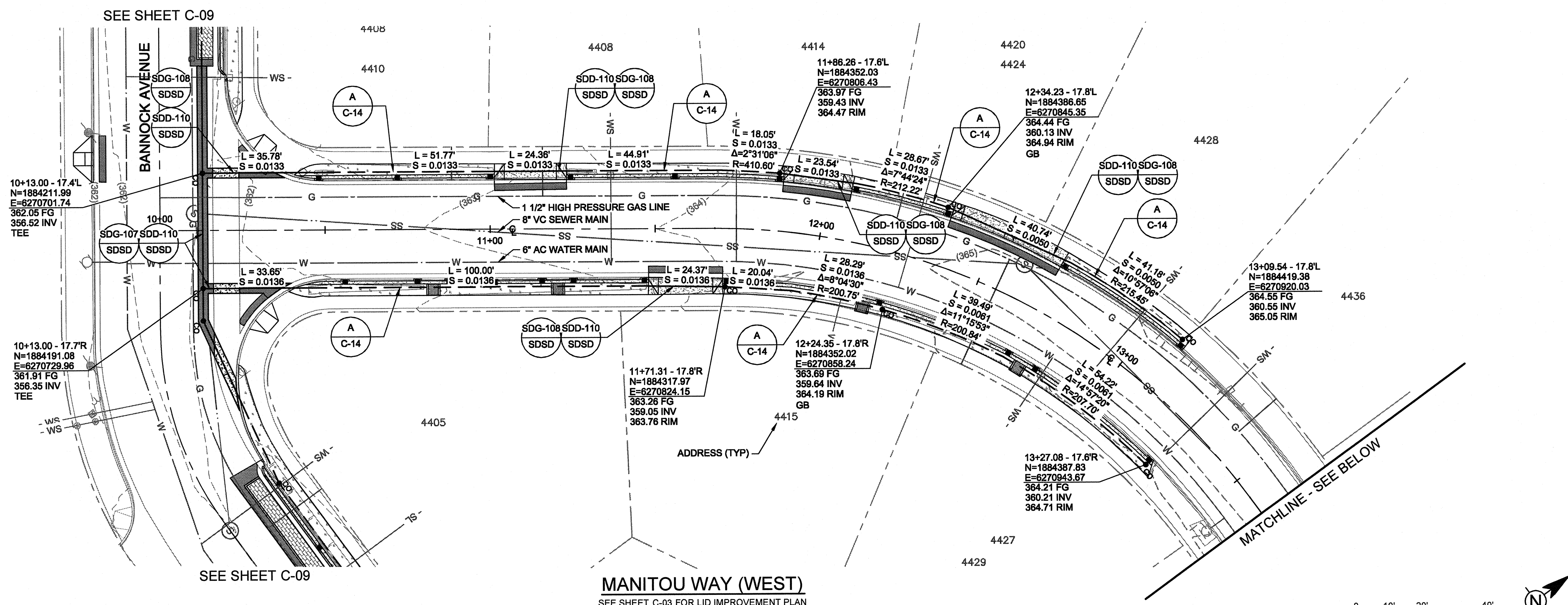
**NOTICE TO CONTRACTOR**

- UNDERDRAINS UNDER DRIVEWAYS OR NOT LOCATED WITHIN PERVIOUS PAVEMENT AND BIORETENTION AREAS SHALL BE 8" SOLID SCHEDULE 40 PVC PIPE.
- UNDERDRAINS LOCATED WITHIN PERVIOUS PAVEMENT AND/OR BIORETENTION AREAS SHALL BE 8" PERFORATED SCHEDULE 40 PVC PIPE PER DETAIL D, SHEET C-15.
- WHERE SEWER LATERALS CROSS BIORETENTION OR PERVIOUS PAVEMENT AREAS AND ARE LOCATED ABOVE THE IMPERMEABLE LINER THEN THE SEWER LATERAL SHALL BE MODIFIED PER DETAIL D, SHEET C-16.
- FOR PROPOSED CURB RAMPS, REFER TO SHEETS C-01 THROUGH C-05.

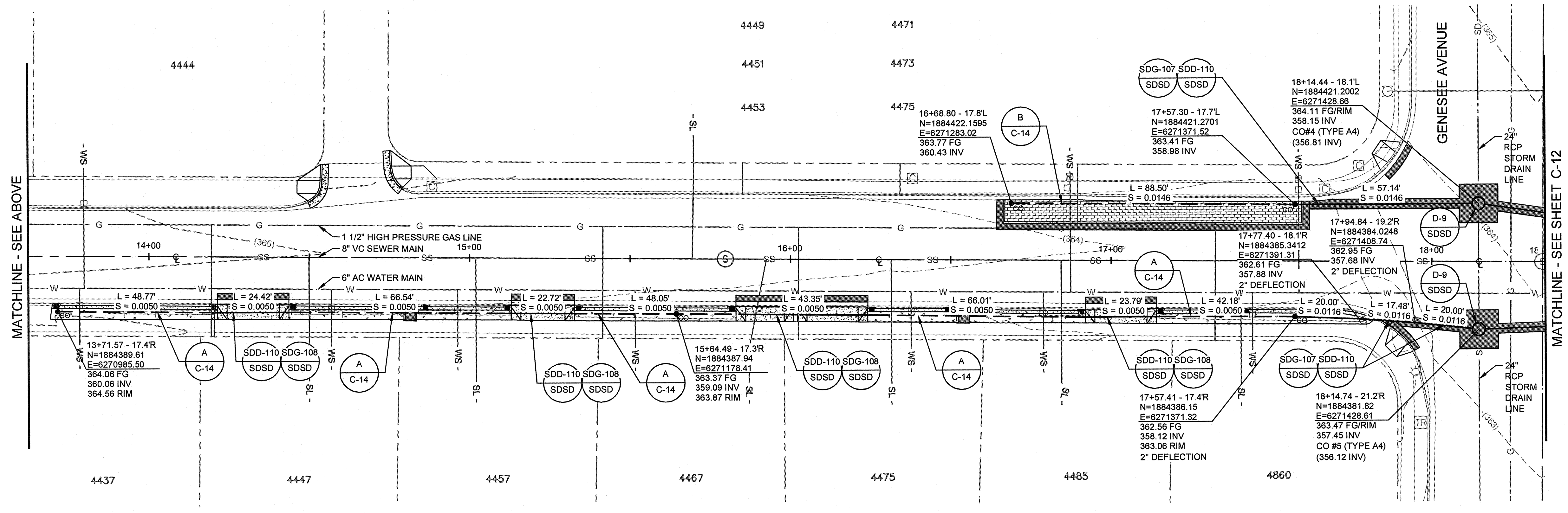
**PERFORATED PIPE TRENCH TABLE**

STREET NAME	STATION RANGE*	DETAIL
MANITOU WAY (WEST)	10+41.71L TO 11+01.46L	SEE DETAIL A, SHEET C-14
MANITOU WAY (WEST)	11+23.23L TO 11+87.52	SEE DETAIL A, SHEET C-14
MANITOU WAY (WEST)	12+07.02L TO 12+36.08	SEE DETAIL A, SHEET C-14
MANITOU WAY (WEST)	12+69.88L TO 13+09.54L	SEE DETAIL A, SHEET C-14
MANITOU WAY (WEST)	16+68.80L TO 17+57.30L	SEE DETAIL B, SHEET C-14
MANITOU WAY (WEST)	10+41.13R TO 11+47.89R	SEE DETAIL A, SHEET C-14
MANITOU WAY (WEST)	11+70.34R TO 13+27.08R	SEE DETAIL A, SHEET C-14
MANITOU WAY (WEST)	13+71.57R TO 14+21.46R	SEE DETAIL A, SHEET C-14
MANITOU WAY (WEST)	14+43.76R TO 15+13.03R	SEE DETAIL A, SHEET C-14
MANITOU WAY (WEST)	15+32.78R TO 15+83.05R	SEE DETAIL A, SHEET C-14
MANITOU WAY (WEST)	16+24.18R TO 16+97.99R	SEE DETAIL A, SHEET C-14
MANITOU WAY (WEST)	17+14.26R TO 17+77.32R	SEE DETAIL A, SHEET C-14

\* SEE NOTICE TO CONTRACTOR NOTE 1.



**MANITOU WAY (WEST)**  
SEE SHEET C-03 FOR LID IMPROVEMENT PLAN



**MANITOU WAY (WEST)**  
SEE SHEET C-03 FOR LID IMPROVEMENT PLAN

**TWO DAYS BEFORE YOU DIG**  
CALL USA AT 811

**IMPORTANT NOTICE**  
Section 4216/4217 of the Government Code requires a DigAlert Identification Number be issued before a "Permit to Excavate" will be valid. For your DigAlert I.D. Number call Underground Service Alert TOLL FREE 1-800-227-2600 Two working days before you dig.



PLANS PREPARED BY:

**TETRA TECH, INC.**  
9444 Balboa Avenue, Suite 215  
San Diego, CA 92123  
(858) 268-5746 - phone, (858) 268-5809 - fax

**BANNOCK AVENUE**  
**STREETSCAPE ENHANCEMENTS**  
UNDERDRAIN PLAN

CITY OF SAN DIEGO, CALIFORNIA  
PUBLIC WORKS DEPARTMENT  
SHEET 14 OF 22 SHEETS

WBS NO. B-10027

FOR CITY ENGINEER: *Jason Barb* DATE: 12-17-12  
PROJECT MANAGER: JEFF SORIANO

DESCRIPTION	APPROVED	DATE	FILMED
ORIGINAL	TT		

PROJECT ENGINEER: RON FOX  
242-1707  
CCS27 COORDINATE  
6270994-1884089  
CCS83 COORDINATE

CONTRACTOR: \_\_\_\_\_ DATE STARTED: \_\_\_\_\_  
INSPECTOR: \_\_\_\_\_ DATE COMPLETED: \_\_\_\_\_

36701-14-D

11/14/2012

BANNOCK AVENUE STREETSCAPE ENHANCEMENTS

C-11



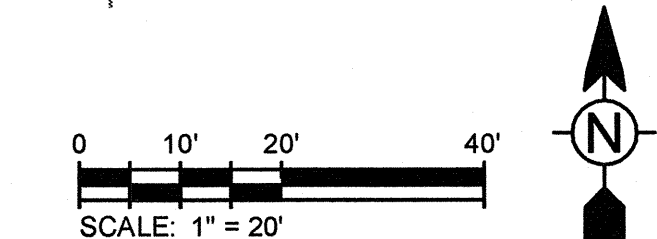
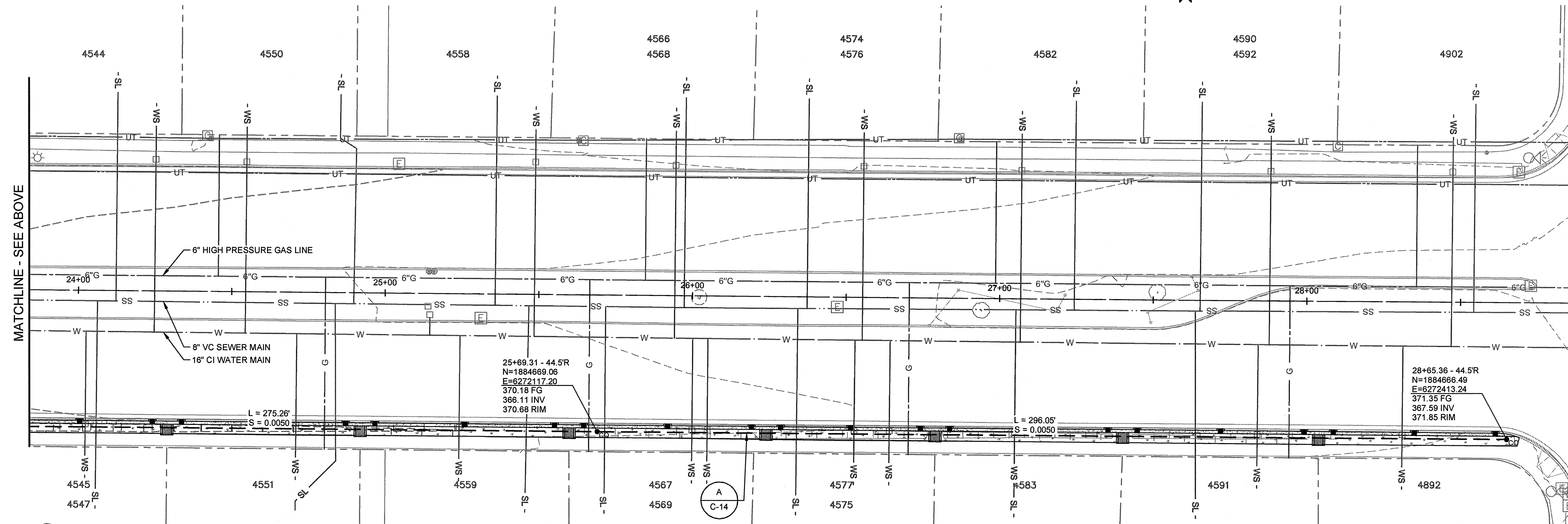
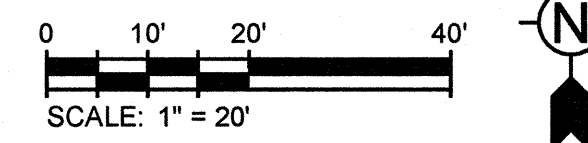
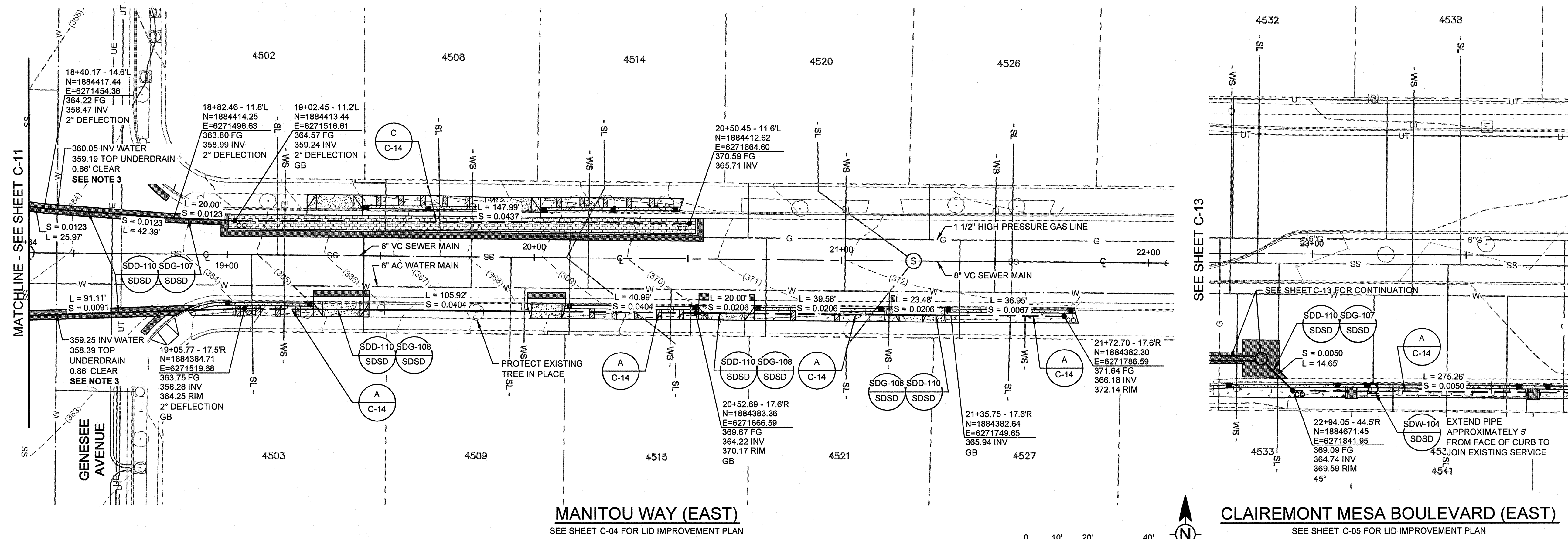
**NOTICE TO CONTRACTOR**

- 1 UNDERDRAINS UNDER DRIVEWAYS OR NOT LOCATED WITHIN PERVIOUS PAVEMENT AND BIORETENTION AREAS SHALL BE 8" SOLID SCHEDULE 40 PVC PIPE.
- 2 UNDERDRAINS LOCATED WITHIN PERVIOUS PAVEMENT AND/OR BIORETENTION AREAS SHALL BE 8" PERFORATED SCHEDULE 40 PVC PIPE PER DETAIL D, SHEET C-15.
- 3 WHERE SEWER LATERALS CROSS BIORETENTION OR PERVIOUS PAVEMENT AREAS AND ARE LOCATED ABOVE THE IMPERMEABLE LAYER THEN THE SEWER LATERAL SHALL BE MODIFIED PER DETAIL D, SHEET C-16.
- 4 PROVIDE AWWA CL200 DR14 PVC SOLID PIPE AND EXTEND 4" ON EACH SIDE OF THE WATERLINE CROSSING. NO JOINTS ALLOWED WITHIN THIS AREA.
- 5 FOR PROPOSED CURB RAMPS, REFER TO SHEETS C-01 THROUGH C-05.

**PERFORATED PIPE TRENCH TABLE**

STREET NAME	STATION RANGE*	DETAIL
MANITOU WAY (EAST)	19+00.45L TO 20+50.45L	SEE DETAIL C, SHEET C-14
MANITOU WAY (EAST)	18+92.23R TO 19+28.31R	SEE DETAIL A, SHEET C-14
MANITOU WAY (EAST)	19+46.32R TO 19+97.89R	SEE DETAIL A, SHEET C-14
MANITOU WAY (EAST)	20+10.28R TO 20+53.69R	SEE DETAIL A, SHEET C-14
MANITOU WAY (EAST)	20+71.69R TO 21+14.26R	SEE DETAIL A, SHEET C-14
MANITOU WAY (EAST)	21+33.58R TO 21+72.70R	SEE DETAIL A, SHEET C-14
CLAIREMONT MESA BLVD (EAST)	22+94.05R TO 28+65.36R	SEE DETAIL A, SHEET C-14

\*SEE NOTICE TO CONTRACTOR NOTE 1.



**IMPORTANT NOTICE**  
 Section 4216/4217 of the Government Code requires a DigAlert Identification Number be issued before a "Permit to Excavate" will be valid. For your DigAlert I.D. Number call Underground Service Alert TOLL FREE 1-800-227-2800 Two working days before you dig.

**CLAIREMONT MESA BOULEVARD (EAST)**  
 SEE SHEET C-05 FOR LID IMPROVEMENT PLAN

C-12

PLANS PREPARED BY:

**TETRA TECH, INC.**  
 9444 Balboa Avenue, Suite 215  
 San Diego, CA 92123  
 (858) 268-5746 - phone, (858) 268-5809 - fax

**BANNOCK AVENUE  
 STREETScape ENHANCEMENTS  
 UNDERDRAIN PLAN**

CITY OF SAN DIEGO, CALIFORNIA  
 PUBLIC WORKS DEPARTMENT  
 SHEET 15 OF 22 SHEETS

WBS NO. B-10027

APPROVED: *Paul Bate* 12-17-12 FOR CITY ENGINEER DATE

SUBMITTED BY: **JEFF SORIANO** PROJECT MANAGER

CHECKED BY: **RON FOX** PROJECT ENGINEER

242-1707  
 CCS27 COORDINATE  
 6270994-1884089  
 CCS83 COORDINATE

CONTRACTOR: \_\_\_\_\_ DATE STARTED: \_\_\_\_\_  
 INSPECTOR: \_\_\_\_\_ DATE COMPLETED: \_\_\_\_\_

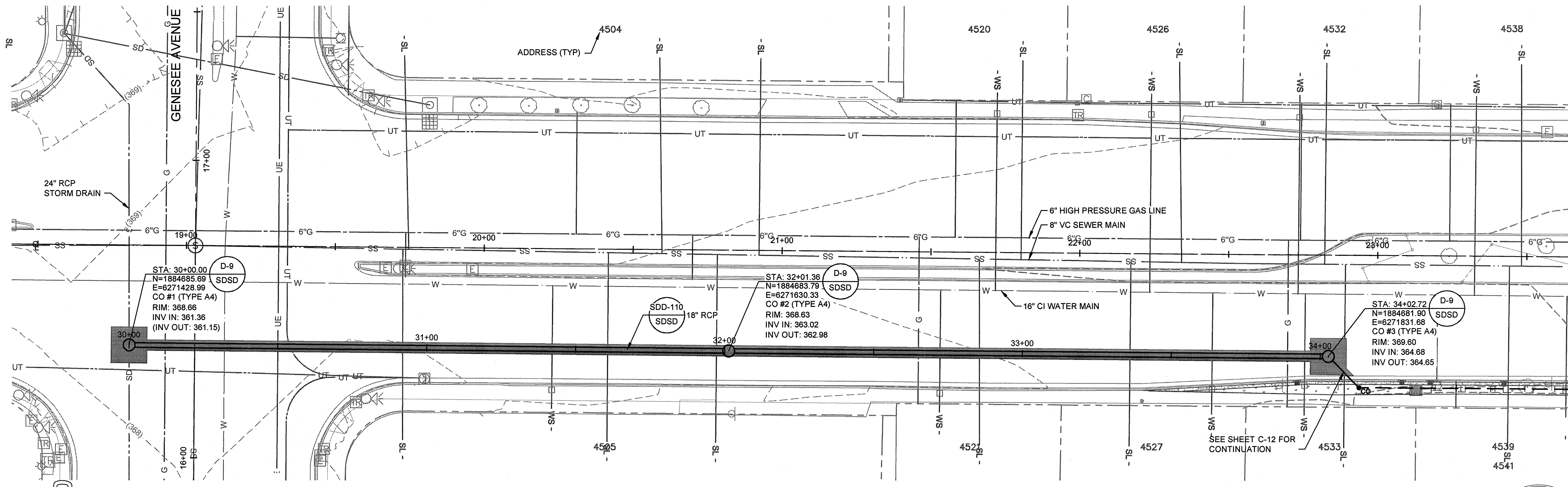
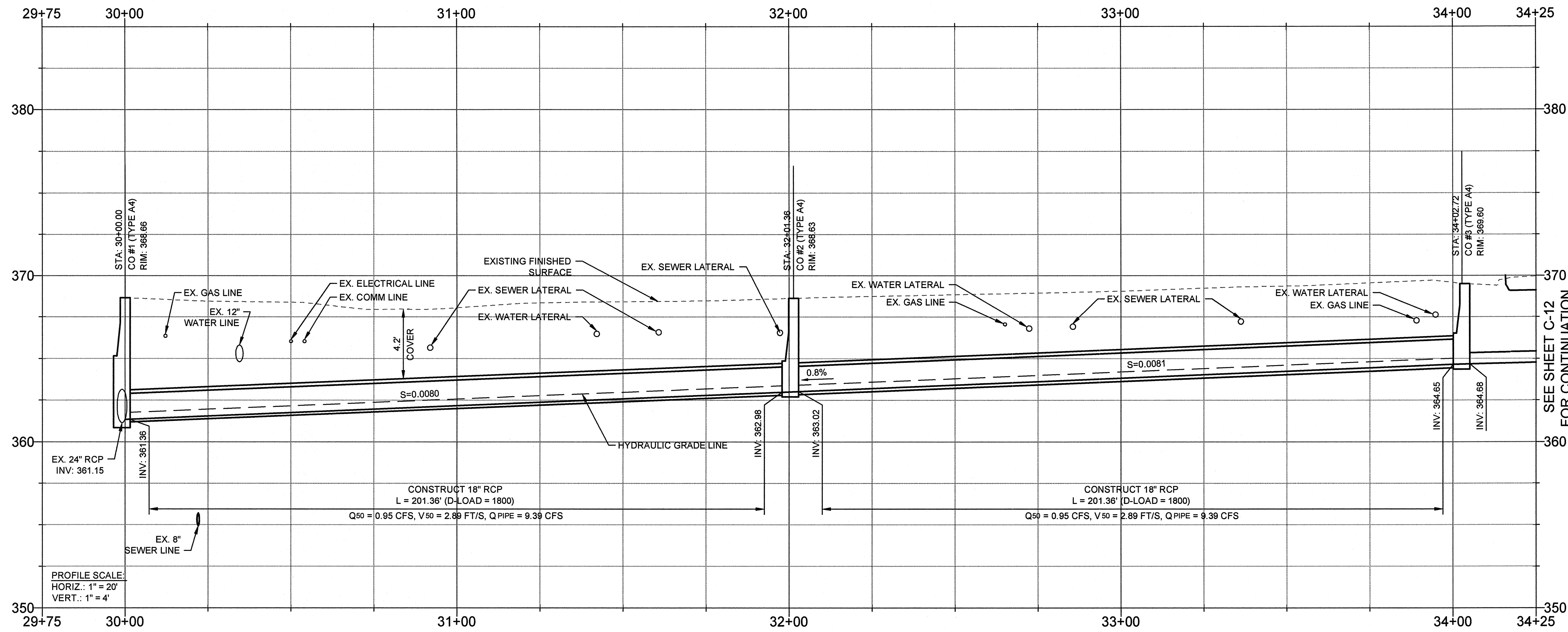
11/14/2012

36701-15-D

BANNOCK AVENUE STREETScape ENHANCEMENTS

**NOTICE TO CONTRACTOR**

- UNDERDRAINS UNDER DRIVEWAYS OR NOT LOCATED WITHIN PERVIOUS PAVEMENT AND BIORETENTION AREAS SHALL BE 8" SOLID SCHEDULE 40 PVC PIPE.
- UNDERDRAINS LOCATED WITHIN PERVIOUS PAVEMENT AND/OR BIORETENTION AREAS SHALL BE 8" PERFORATED SCHEDULE 40 PVC PIPE PER DETAIL D, SHEET C-15.
- UTILITY CROSSING INFORMATION IS ASSUMED AND IS SHOWN FOR INFORMATIONAL PURPOSES ONLY.



C-13

PLANS PREPARED BY:

**TETRA TECH, INC.**  
 9444 Balboa Avenue, Suite 215  
 San Diego, CA 92123  
 (858) 268-5746 - phone, (858) 268-5809 - fax


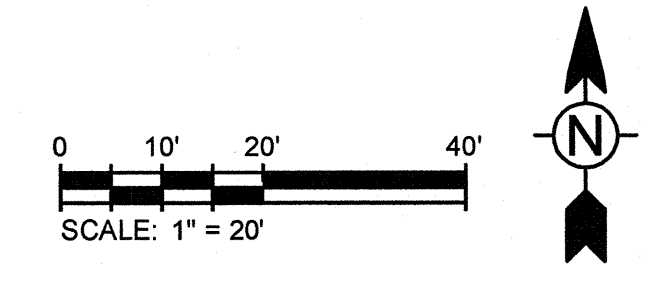
**BANNOCK AVENUE  
 STREETSCAPE ENHANCEMENTS  
 STORM DRAIN PLAN & PROFILE**

CITY OF SAN DIEGO, CALIFORNIA PUBLIC WORKS DEPARTMENT SHEET 16 OF 22 SHEETS		WBS NO. B-10027
APPROVED BY: <i>Jeff Soriano</i> FOR CITY ENGINEER	DATE: 12-17-12	SUBMITTED BY: <b>JEFF SORIANO</b> PROJECT MANAGER
DESCRIPTION: ORIGINAL	APPROVED: TT	CHECKED BY: <b>RON FOX</b> PROJECT ENGINEER
		242-1707 CDS27 COORDINATE
		6270994-1884089 CDS83 COORDINATE
CONTRACTOR: _____	DATE STARTED: _____	36701-16-D
INSPECTOR: _____	DATE COMPLETED: _____	

**IMPORTANT NOTICE**  
 Section 4216/4217 of the Government Code requires a DigAlert Identification Number be issued before a "Permit to Excavate" will be valid. For your DigAlert I.D. Number call Underground Service Alert TOLL FREE 1-800-227-2600 Two working days before you dig.

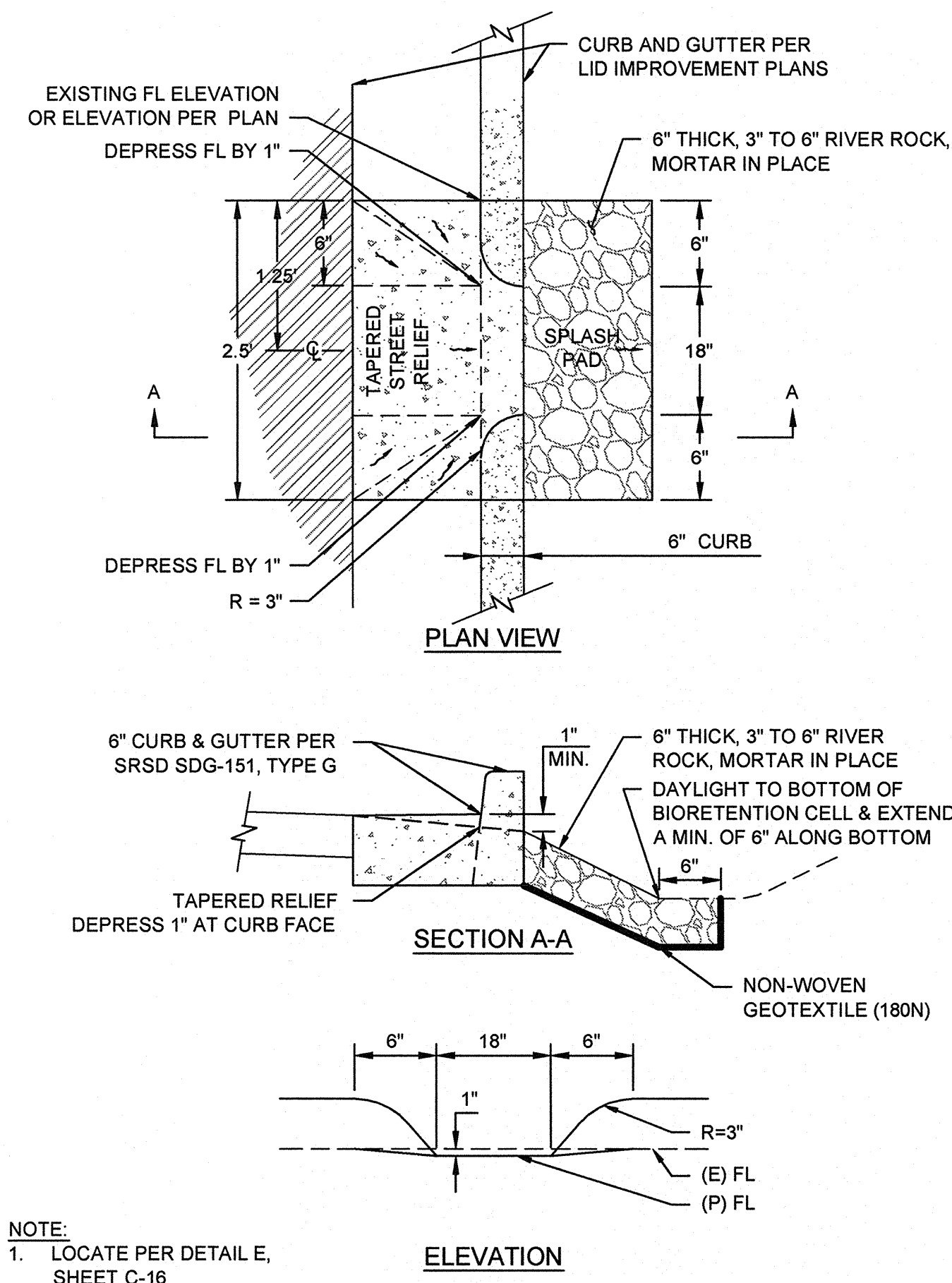
**TWO DAYS BEFORE YOU DIG  
 CALL USA AT 811**

**CLAIREMONT MESA BOULEVARD (EAST)**  
 SEE SHEET C-05 FOR LID IMPROVEMENT PLAN

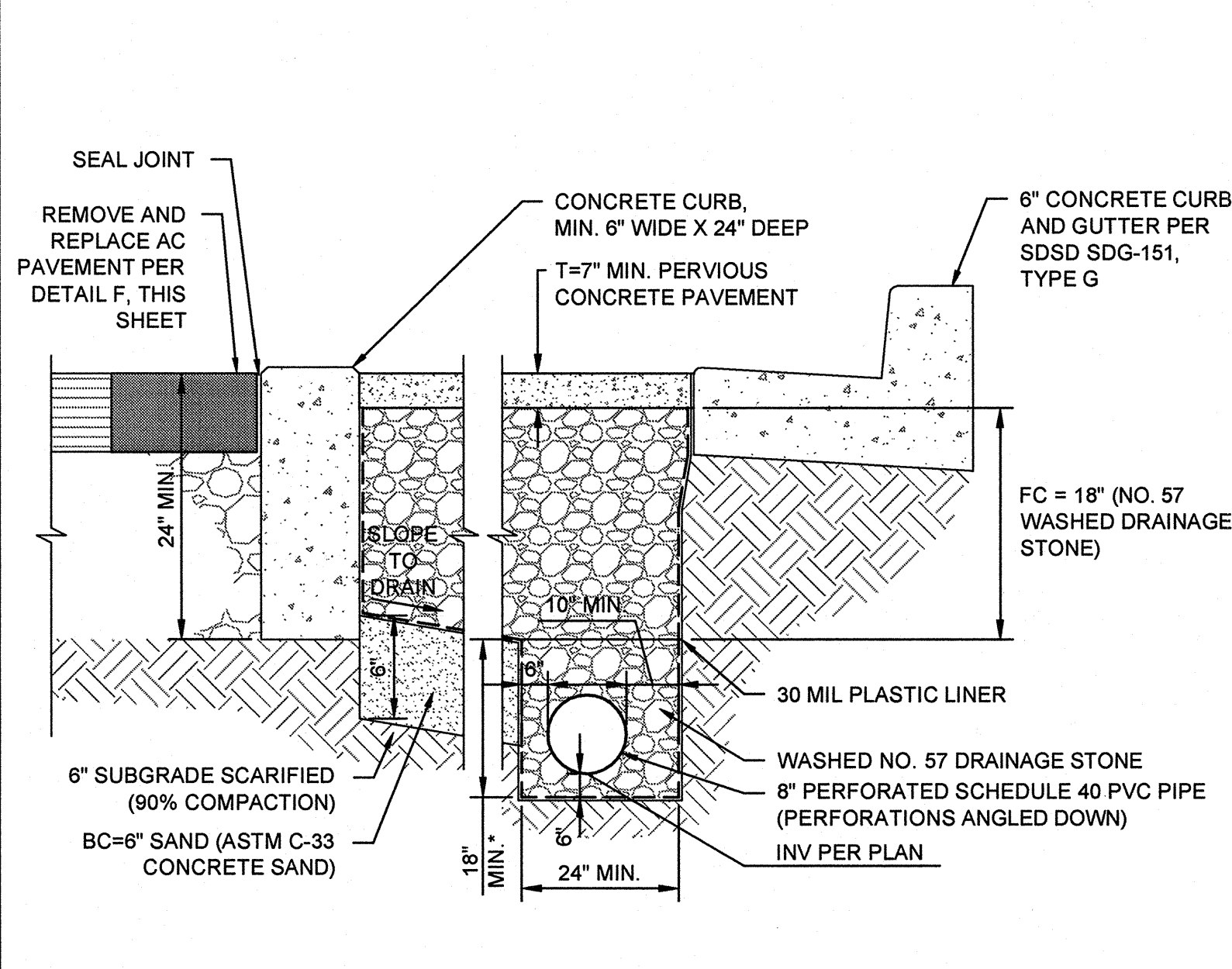


11/14/2012

**BANNOCK AVENUE STREETSCAPE ENHANCEMENTS**

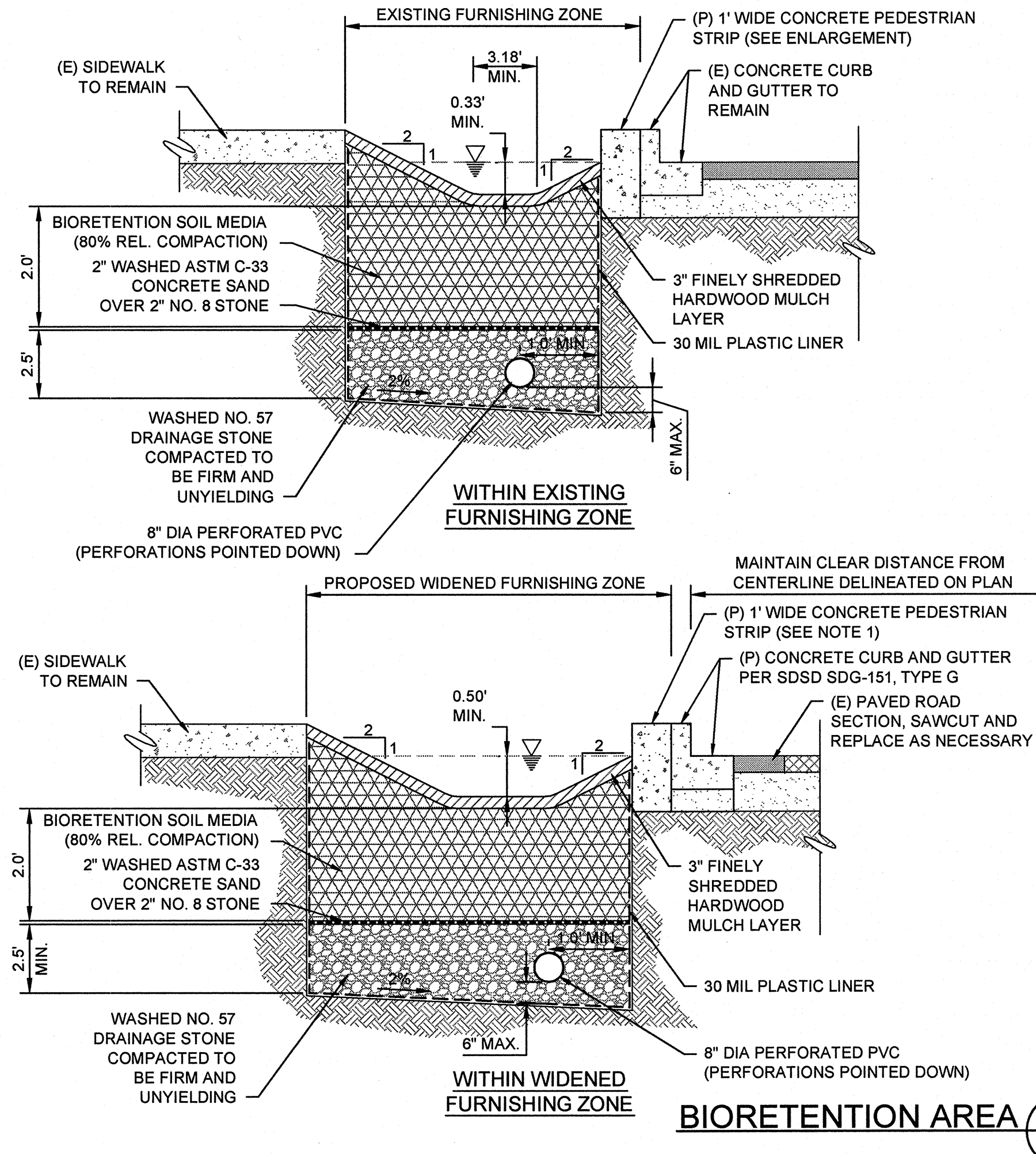


**CURB OPENING WITHOUT GRATE** (D) C-01, C-02  
VAR NOT TO SCALE



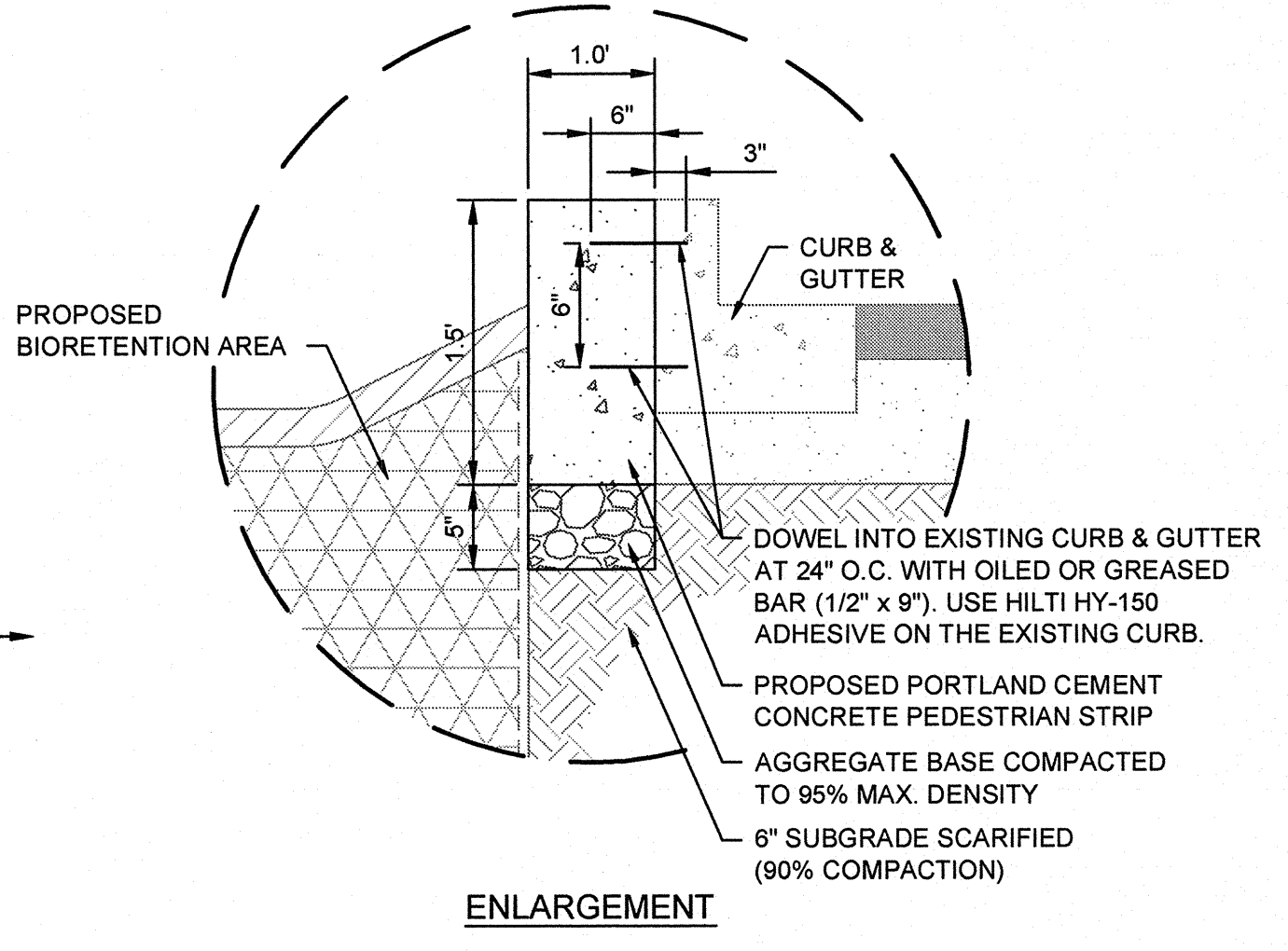
- NOTE:**
- CONTROL JOINTS AT 12' INTERVALS MAX.
  - LOCATE UNDERDRAIN AS SHOWN ON THE IMPROVEMENT PLANS
  - DEPTH OF PERFORATED PVC PIPE MAY INCREASE TO TIE INTO THE PROPOSED PERFORATED PVC PIPE BENEATH THE PROPOSED BIORETENTION AREAS.
  - REFER TO DETAIL C, THIS SHEET, FOR UNDERDRAIN WITHIN A COMMON TRENCH.
  - WHERE A PIPE IS REQUIRED TO PENETRATE THE LINER, THE LINER SHALL BE CUT TO SLIDE THE PIPE THROUGH. TO SEAL THE LINER REFER TO DETAIL C, SHEET C-15 FOR TYPICAL PIPE SEALANT DETAIL.
- \* INCREASE DEPTH AS REQUIRED FOR UNDERDRAIN CONNECTIONS

**PERVIOUS PORTLAND CEMENT CONCRETE** (B) G-02, C-09, C-10, C-11, C-14, C-15  
VAR NOT TO SCALE

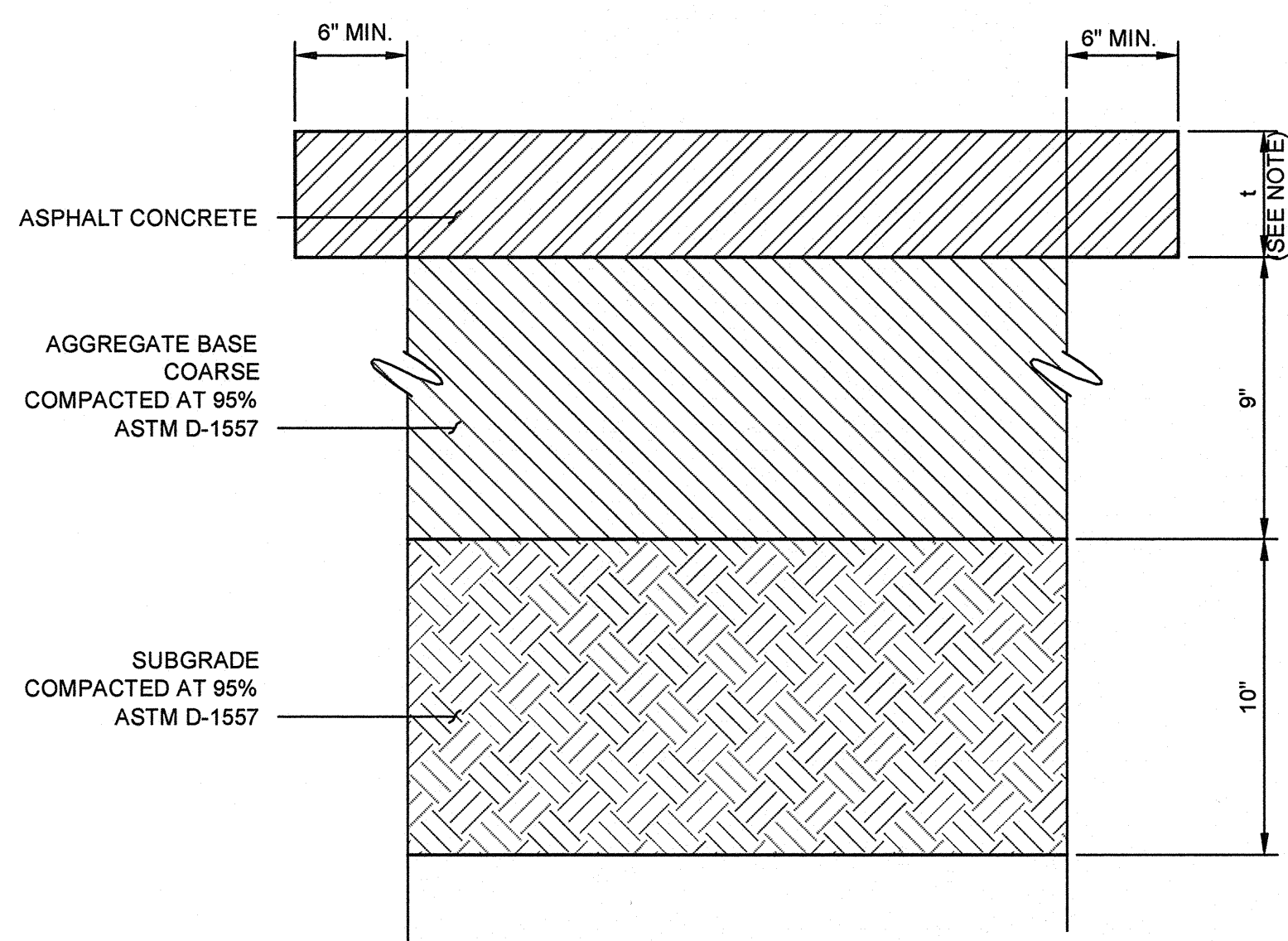


**BIORETENTION SOIL MEDIA TABLE**

BIORETENTION SOIL MEDIA TYPE	LOCATION
TYPE A	MANITOU WAY (EAST), BANNOCK AVE., CLAIREMONT MESA BLVD.
TYPE B	MANITOU WAY (WEST, NORTH SIDE)
TYPE C	MANITOU WAY (WEST, SOUTH SIDE)



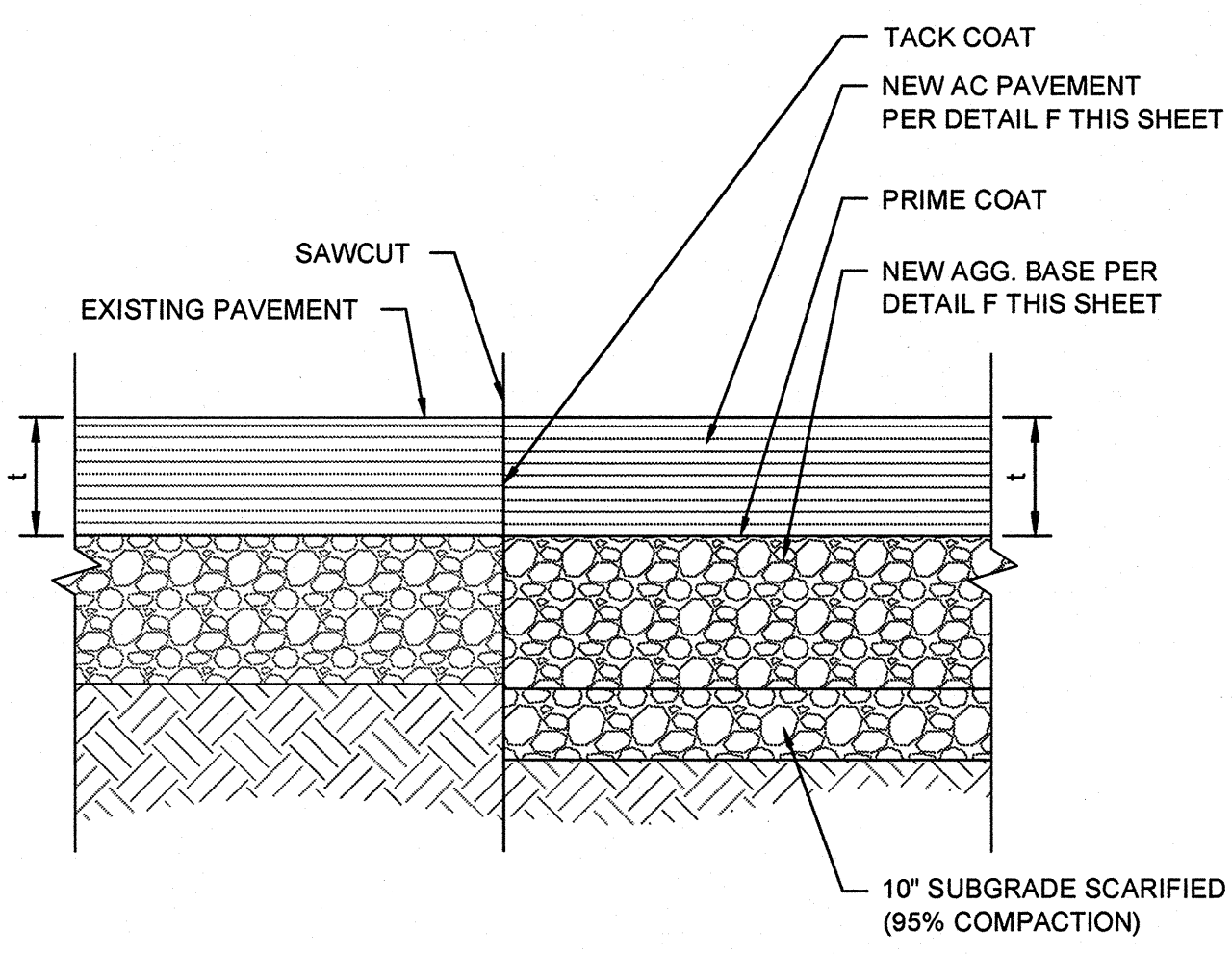
- NOTE:**
- WHERE APPLICABLE, POUR PROPOSED 1" WIDE CONCRETE PEDESTRIAN STRIP MONOLITHICALLY WITH THE PROPOSED CURB AND GUTTER. OTHERWISE, DOWEL INTO EXISTING AS SHOWN ABOVE.
  - REFER TO HORIZONTAL CONTROL PLANS FOR HORIZONTAL CONTROL INFORMATION.
  - REFER TO UNDERDRAIN PLANS FOR INVERT ELEVATIONS OF UNDERDRAINS.
  - REFER TO DETAIL C, THIS SHEET, FOR UNDERDRAIN WITHIN A COMMON TRENCH.
  - WHERE A PIPE IS REQUIRED TO PENETRATE THE LINER, SEE DETAIL C, SHEET C-15 FOR TYPICAL PIPE SEALANT DETAIL.



STREET NAME	t
MANITOU WAY	7"
BANNOCK AVENUE	9"
GENESEE AVENUE	15"
CLAIREMONT MESA BOULEVARD	9"

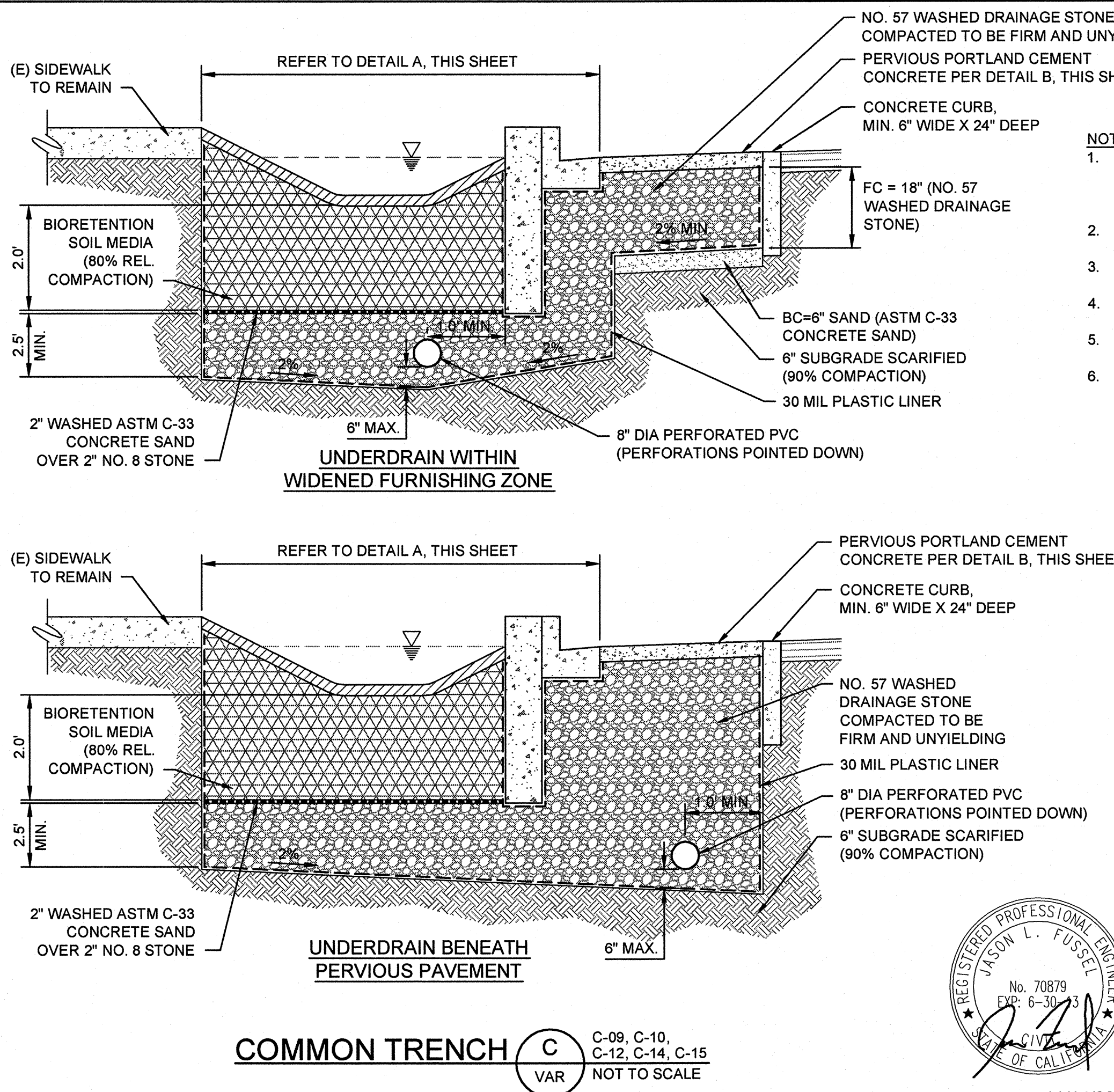
- NOTE:**
- THICKNESSES ARE APPROXIMATE AND WERE OBTAINED FROM CORES AT VARIOUS LOCATIONS.
  - TRENCH RESURFACING PER SDSD SDG-107

**NEW AC PAVEMENT** (F) G-02, C-14, C-15  
VAR NOT TO SCALE



- NOTE:**
- FOR t DIMENSION, SEE TABLE IN DETAIL F, THIS SHEET

**JUNCTURE OF NEW PVMT. TO EX. PVMT.** (E) NOT TO SCALE



- NOTE:**
- WHERE APPLICABLE, POUR PROPOSED 1" WIDE CONCRETE PEDESTRIAN STRIP MONOLITHICALLY WITH THE PROPOSED CURB AND GUTTER. OTHERWISE, DOWEL INTO EXISTING AS SHOWN IN THE ENLARGEMENT OF DETAIL A, THIS SHEET.
  - REFER TO HORIZONTAL CONTROL PLANS FOR HORIZONTAL CONTROL INFORMATION.
  - REFER TO UNDERDRAIN PLANS FOR INVERT ELEVATIONS OF UNDERDRAINS.
  - REFER TO DETAIL C, THIS SHEET, FOR UNDERDRAIN WITHIN A COMMON TRENCH.
  - WHERE A PIPE IS REQUIRED TO PENETRATE THE LINER, SEE DETAIL C, SHEET C-15 FOR TYPICAL PIPE SEALANT DETAIL.
  - REFER TO DETAIL A HEREON FOR THE TYPE AND LOCATION OF THE BIORETENTION SOIL MEDIA.

C-14


PLANS PREPARED BY:

**TETRA TECH, INC.**

9444 Balboa Avenue, Suite 215  
San Diego, CA 92123  
(858) 268-5746 - phone, (858) 268-5809 - fax

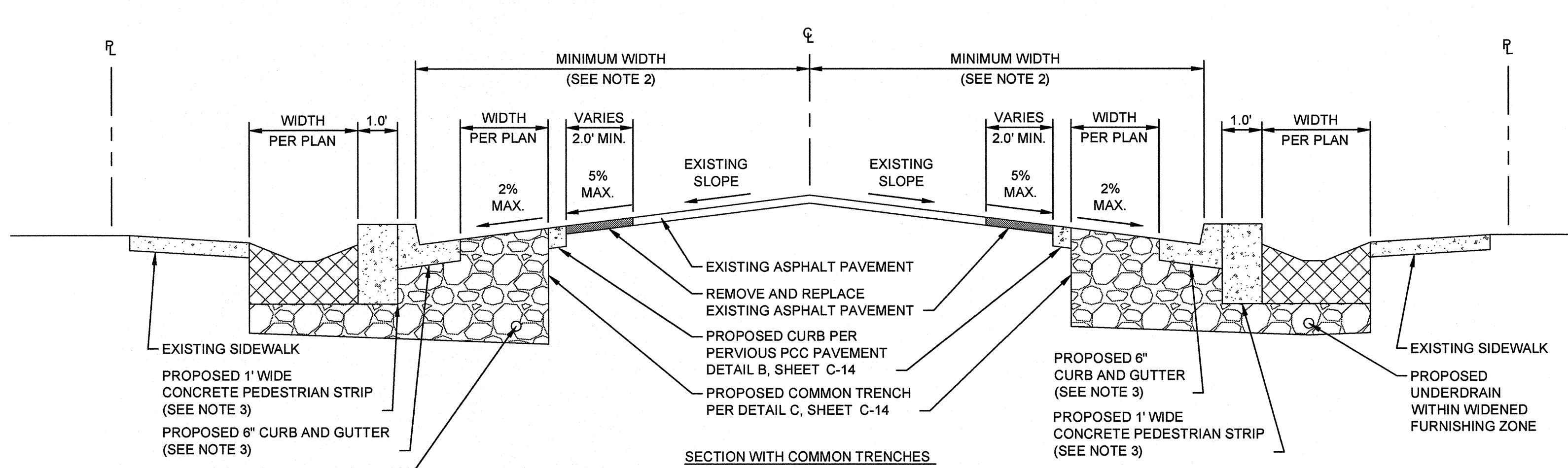
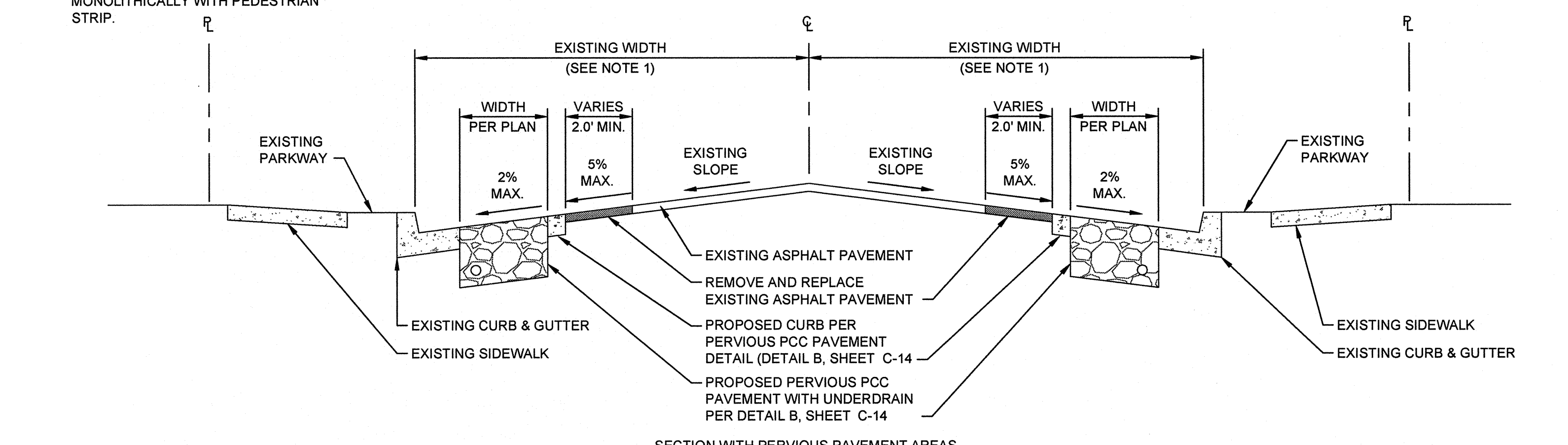
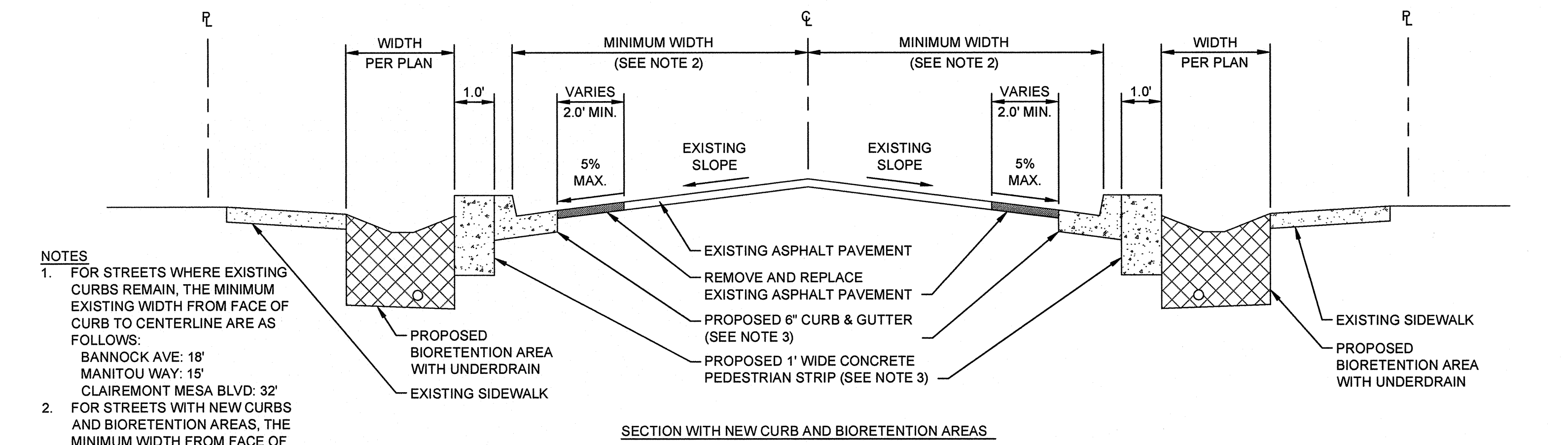
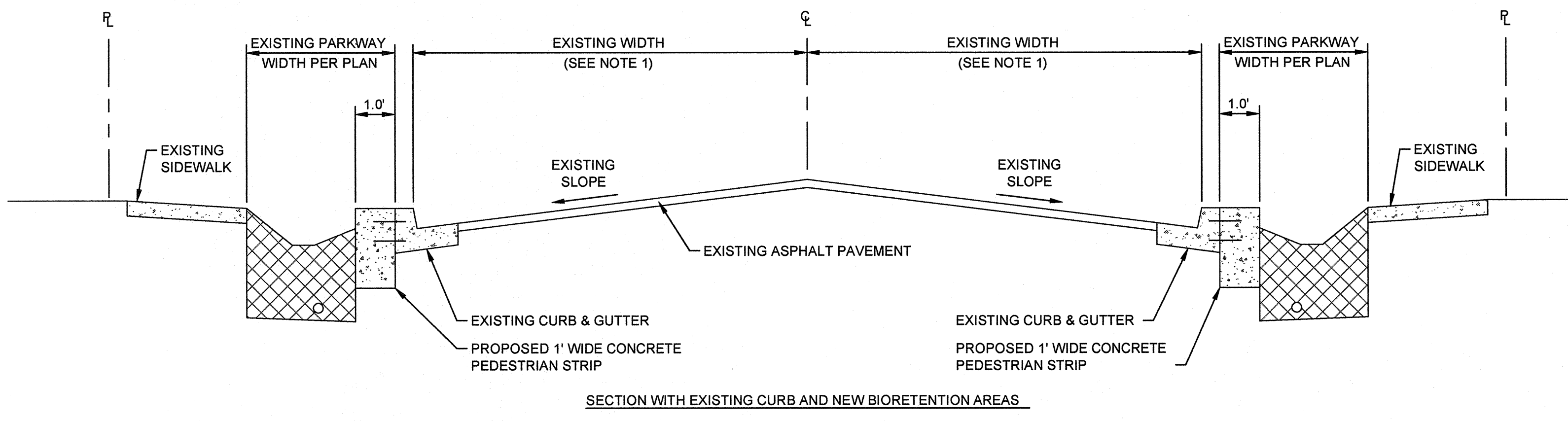
**BANNOCK AVENUE  
STREETSCAPE ENHANCEMENTS  
DETAILS**

CITY OF SAN DIEGO, CALIFORNIA PUBLIC WORKS DEPARTMENT SHEET 17 OF 22 SHEETS				WBS NO. B-10027
APPROVED FOR CITY ENGINEER	DATE 12-17-12	SUBMITTED BY JEFF SORIANO PROJECT MANAGER		
DESCRIPTION ORIGINAL	APPROVED TT	DATE	FILMED	
CHECKED BY RON FOX PROJECT ENGINEER		242-1707 CCS27 COORDINATE		
CONTRACTOR		6270994-1884089 CCS83 COORDINATE		
INSPECTOR	DATE STARTED	DATE COMPLETED	36701-17-D	



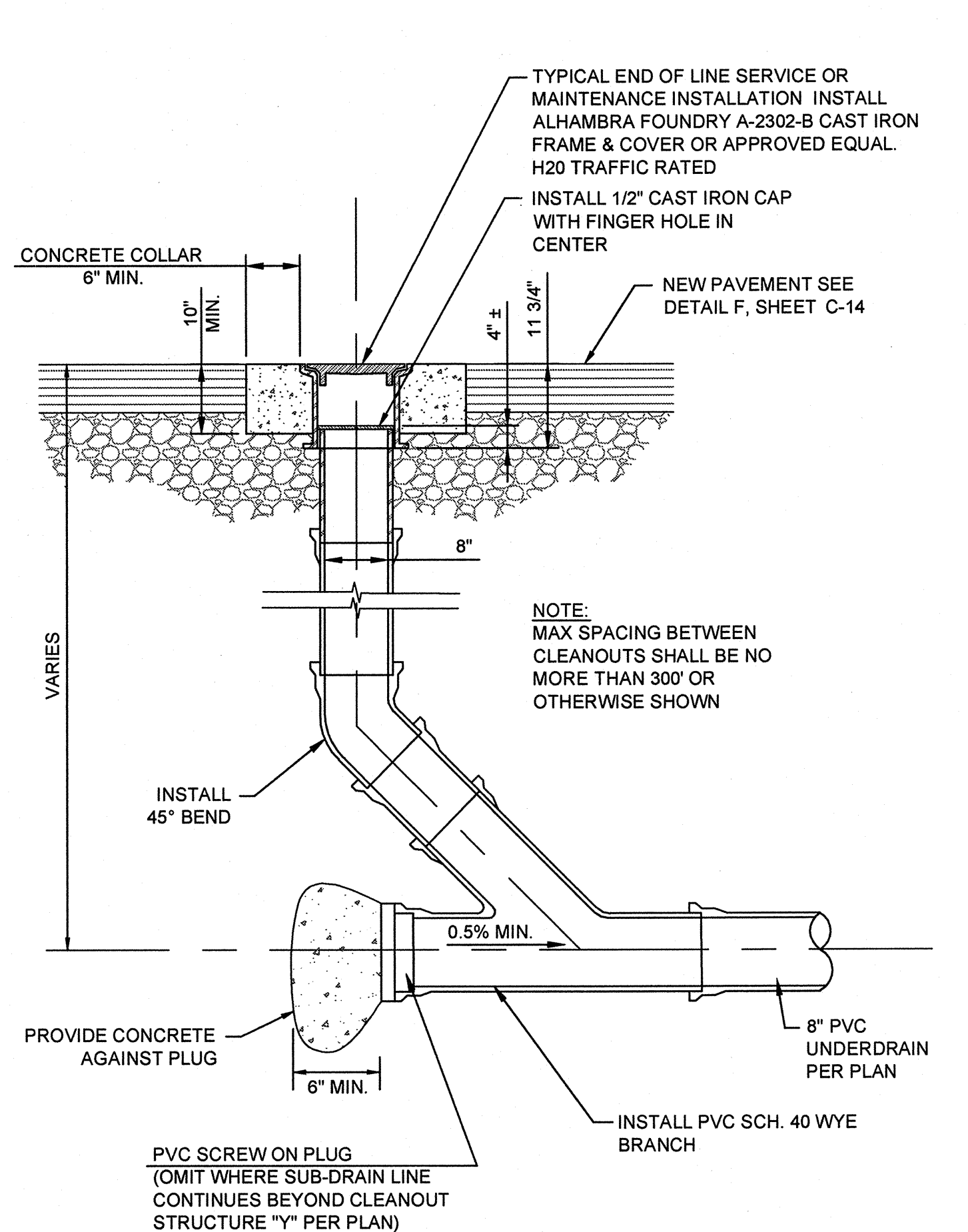
11/14/2012

BANNOCK AVENUE STREETSCAPE ENHANCEMENTS



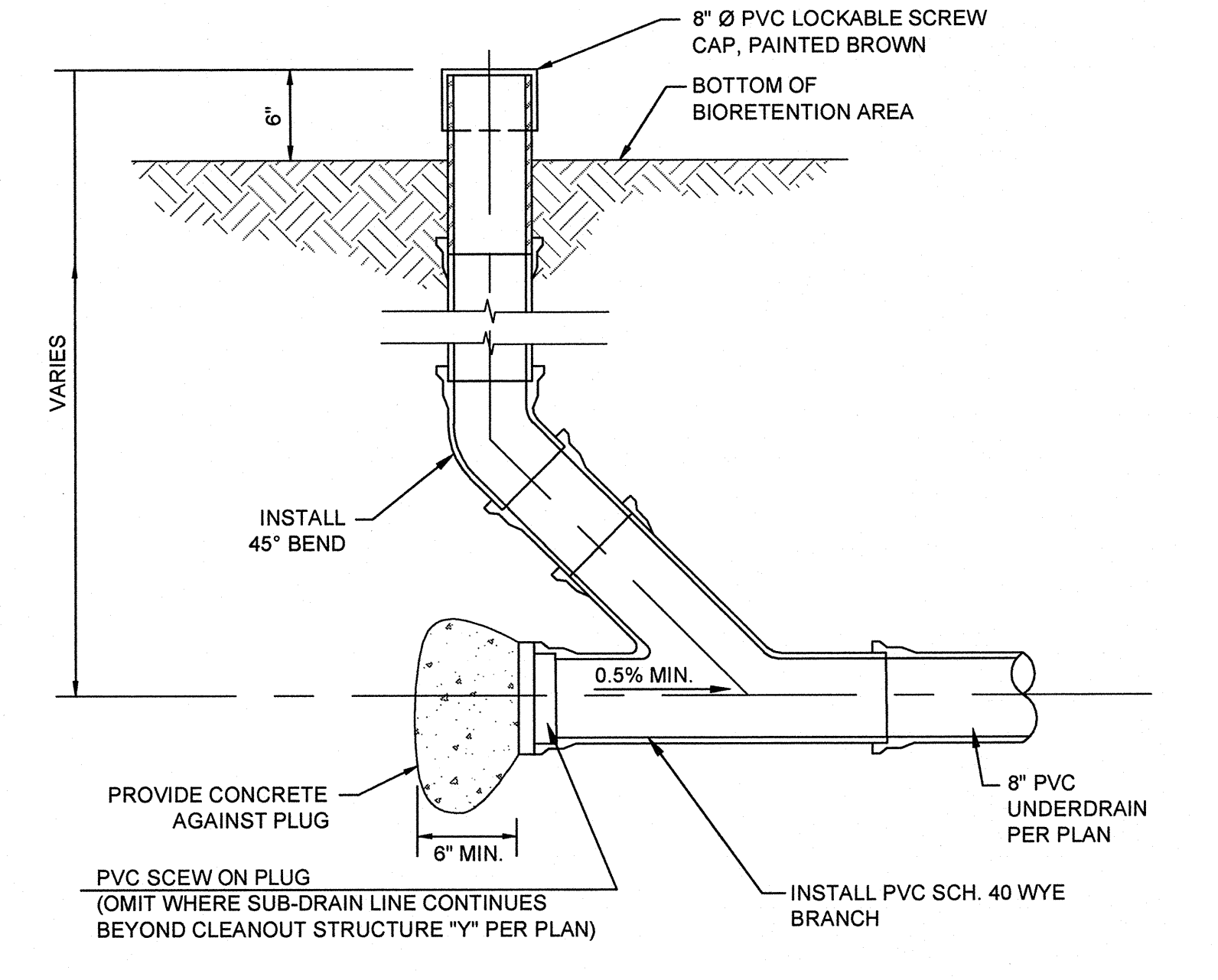
**TYPICAL ROADWAY SECTIONS**  
E  
NOT TO SCALE

- NOTES**
- FOR STREETS WHERE EXISTING CURBS REMAIN, THE MINIMUM EXISTING WIDTH FROM FACE OF CURB TO CENTERLINE ARE AS FOLLOWS:  
BANNOCK AVE: 18'  
MANITOU WAY: 15'  
CLAIREMONT MESA BLVD: 32'
  - FOR STREETS WITH NEW CURBS AND BIORETENTION AREAS, THE MINIMUM WIDTH FROM FACE OF CURB TO CENTERLINE SHALL BE 16'.
  - CURB & GUTTER MAY BE POURED MONOLITHICALLY WITH PEDESTRIAN STRIP.

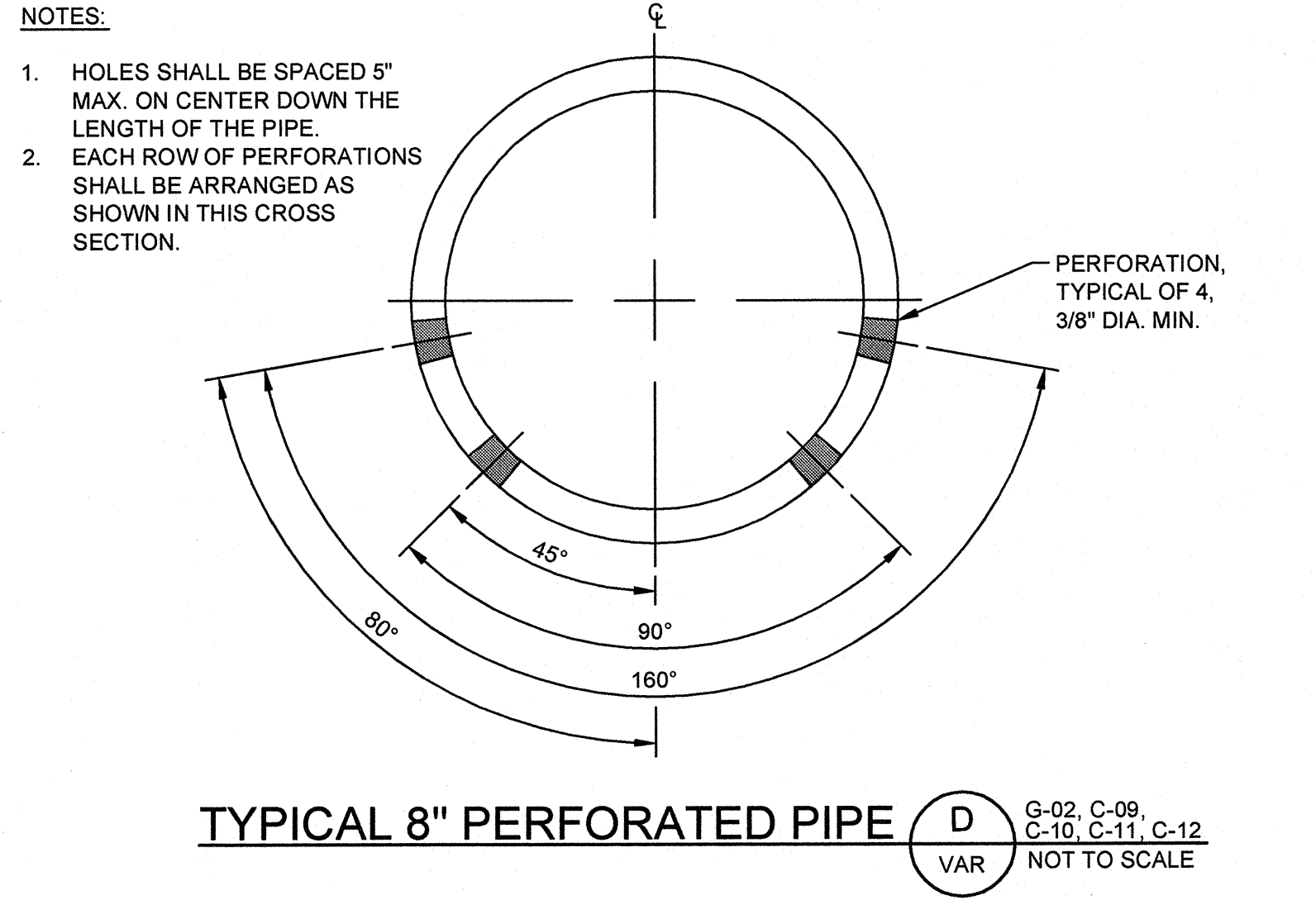


- NOTES:**
- PIPES AND FITTINGS SHALL BE PROPERLY ALIGNED AND MAINTAINED WHILE CONCRETE IS BEING PLACED AND ALLOWED TO HARDEN. JOINTS FOR PIPES AND FITTINGS SHALL BE MADE PRIOR TO PLACING CONCRETE. CONCRETE FOR BEDDING, ENCASEMENT, AND WALL SUPPORT FOR PIPES AND FITTINGS SHALL BE PLACED UNIFORMLY AROUND THE PIPE AND FITTINGS AS SHOWN HEREON TO MAINTAIN PROPER ALIGNMENT, AND SHALL BE CLASS 420-C-2000.

**CLEANOUT IN PAVEMENT AREA**  
B  
G-02, C-09, C-10, C-11, C-12  
VAR NOT TO SCALE

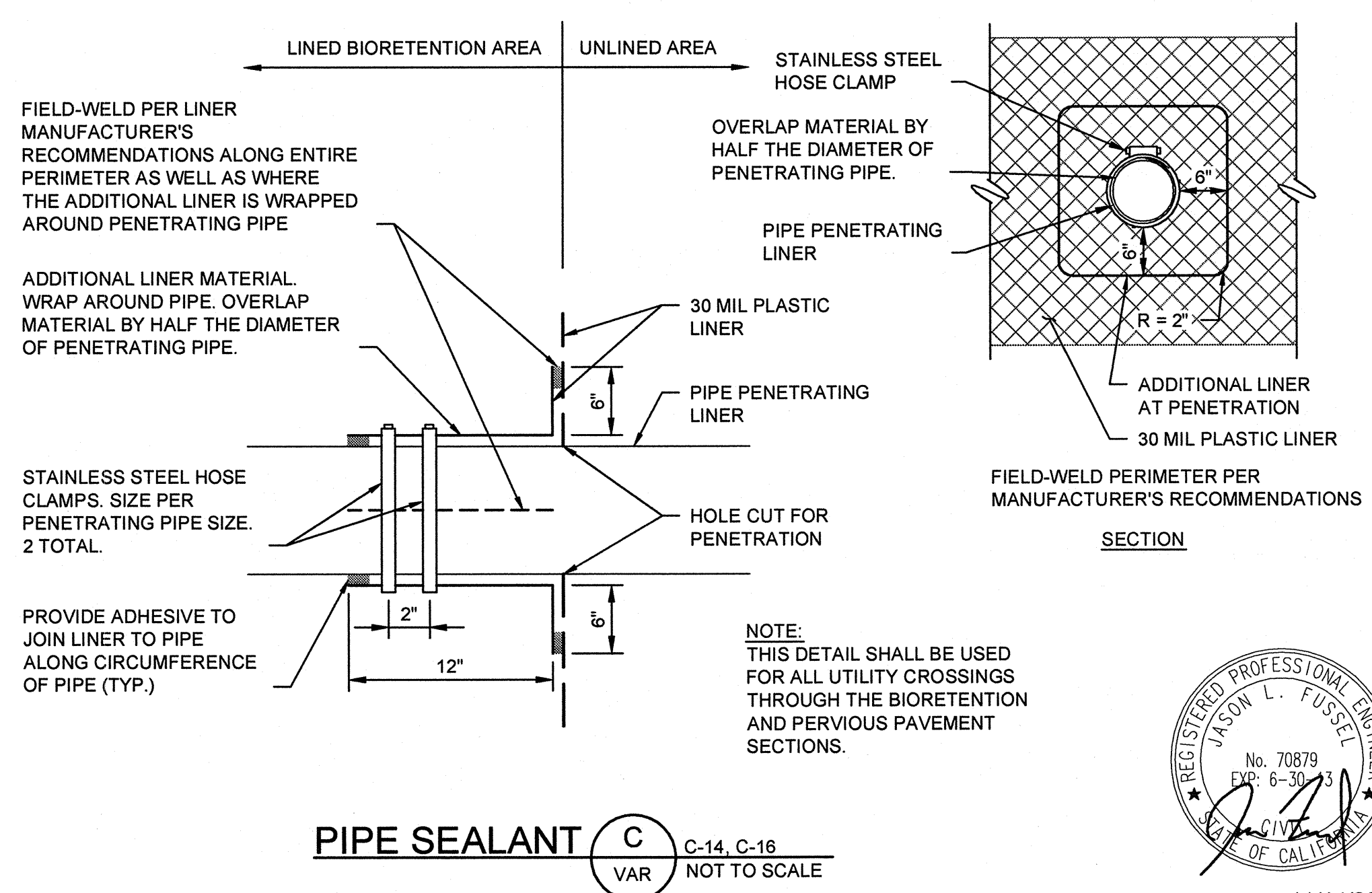


**CLEANOUT IN BIORETENTION AREA**  
A  
G-02, C-09, C-10, C-11, C-12  
VAR NOT TO SCALE



**TYPICAL 8\"/>**

- NOTES:**
- HOLES SHALL BE SPACED 5\"/>



**PIPE SEALANT**  
C  
C-14, C-16  
VAR NOT TO SCALE

**C-15**

PLANS PREPARED BY:


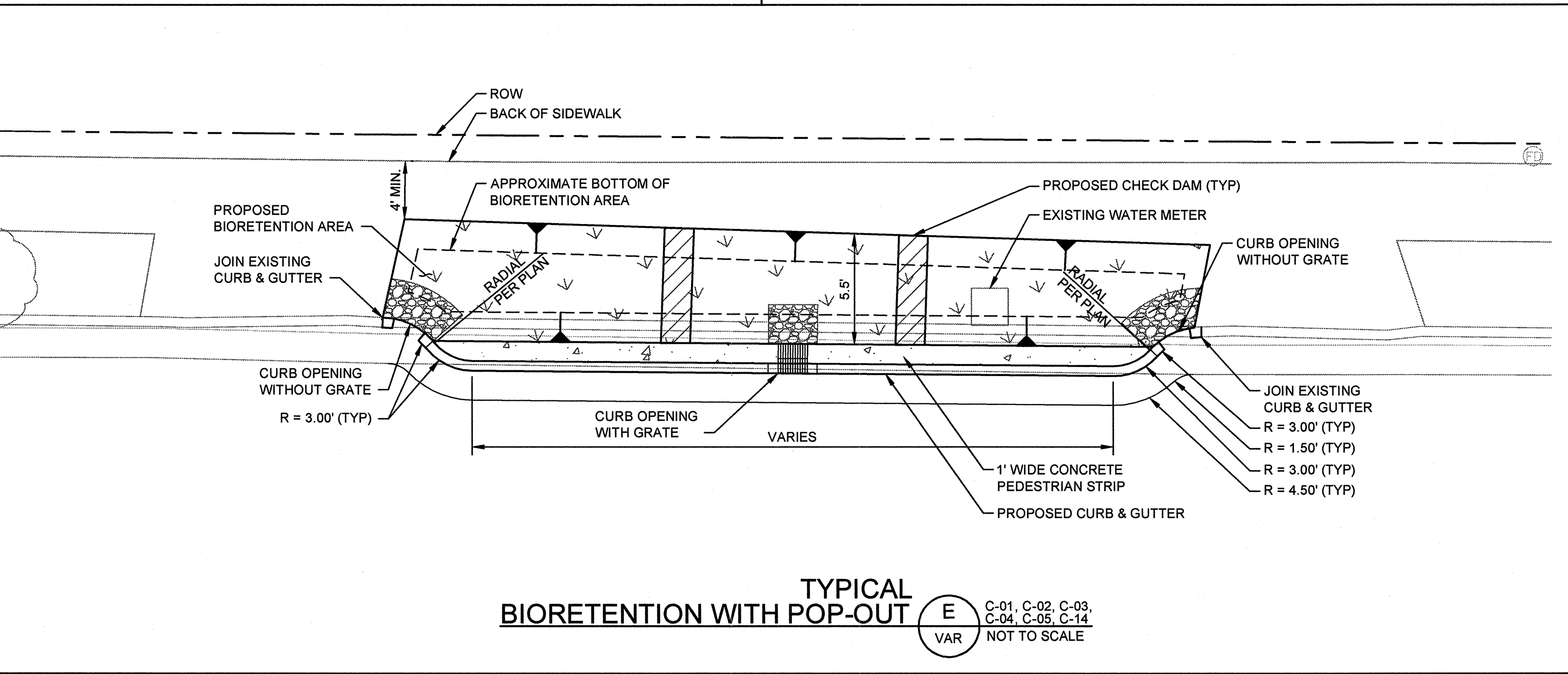
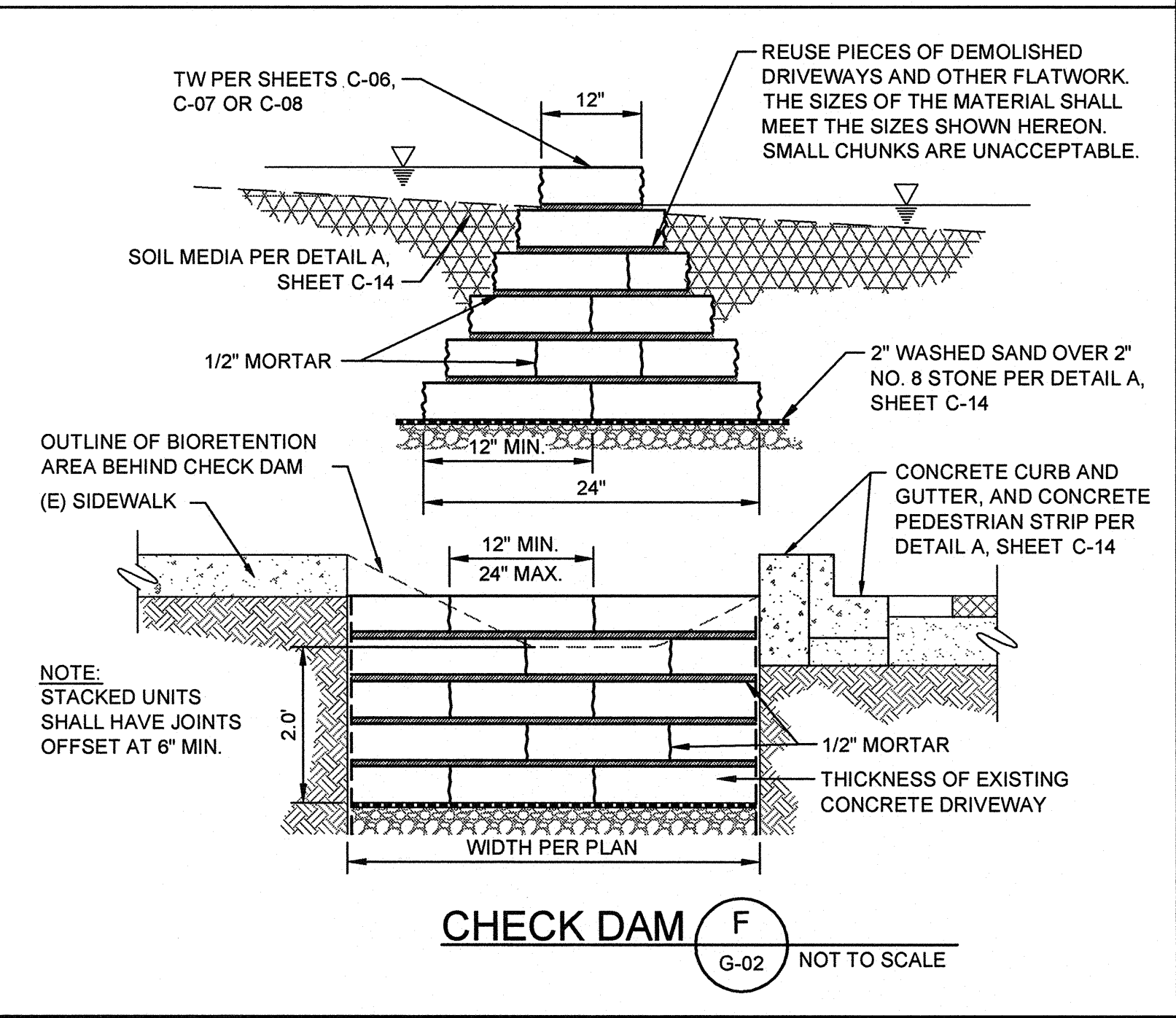
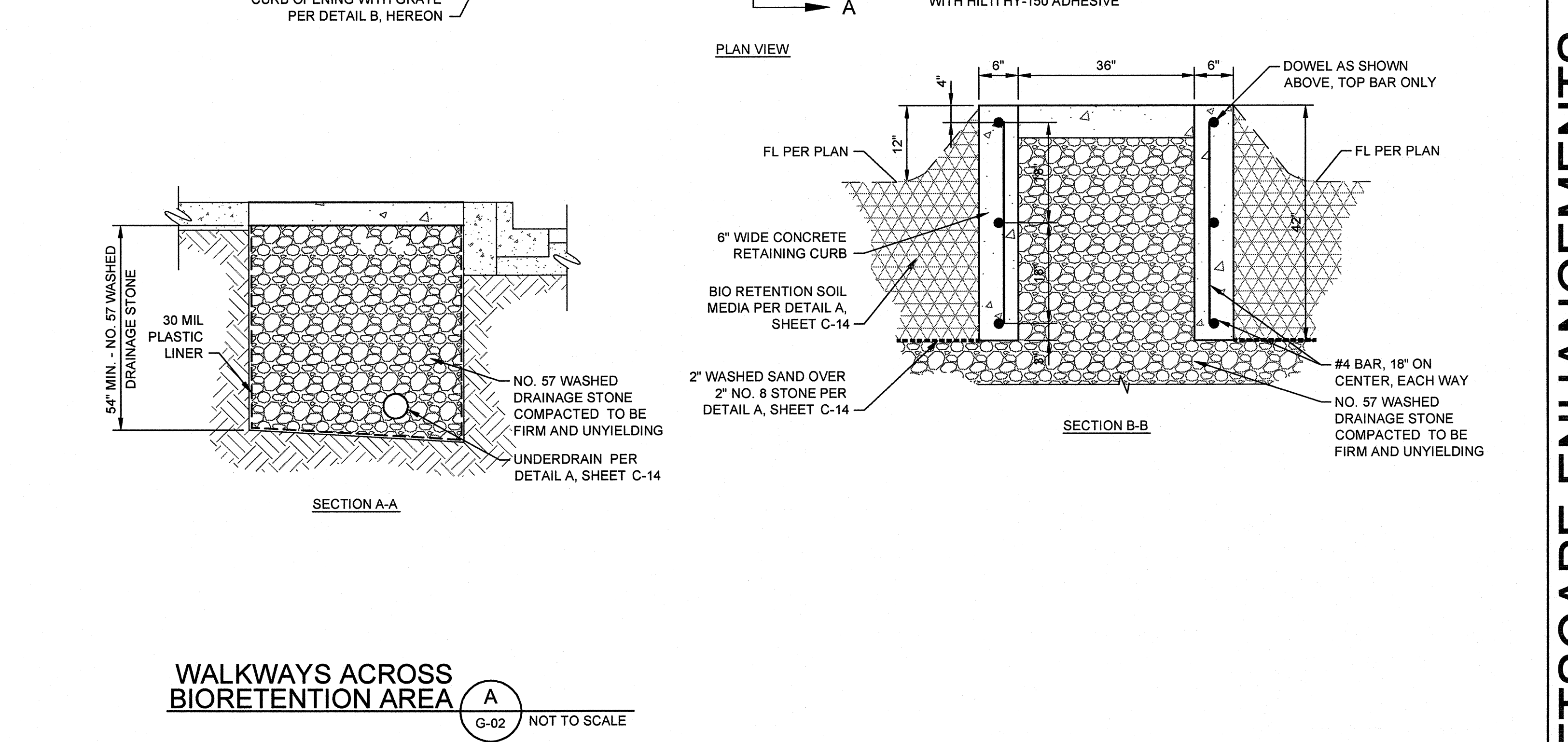
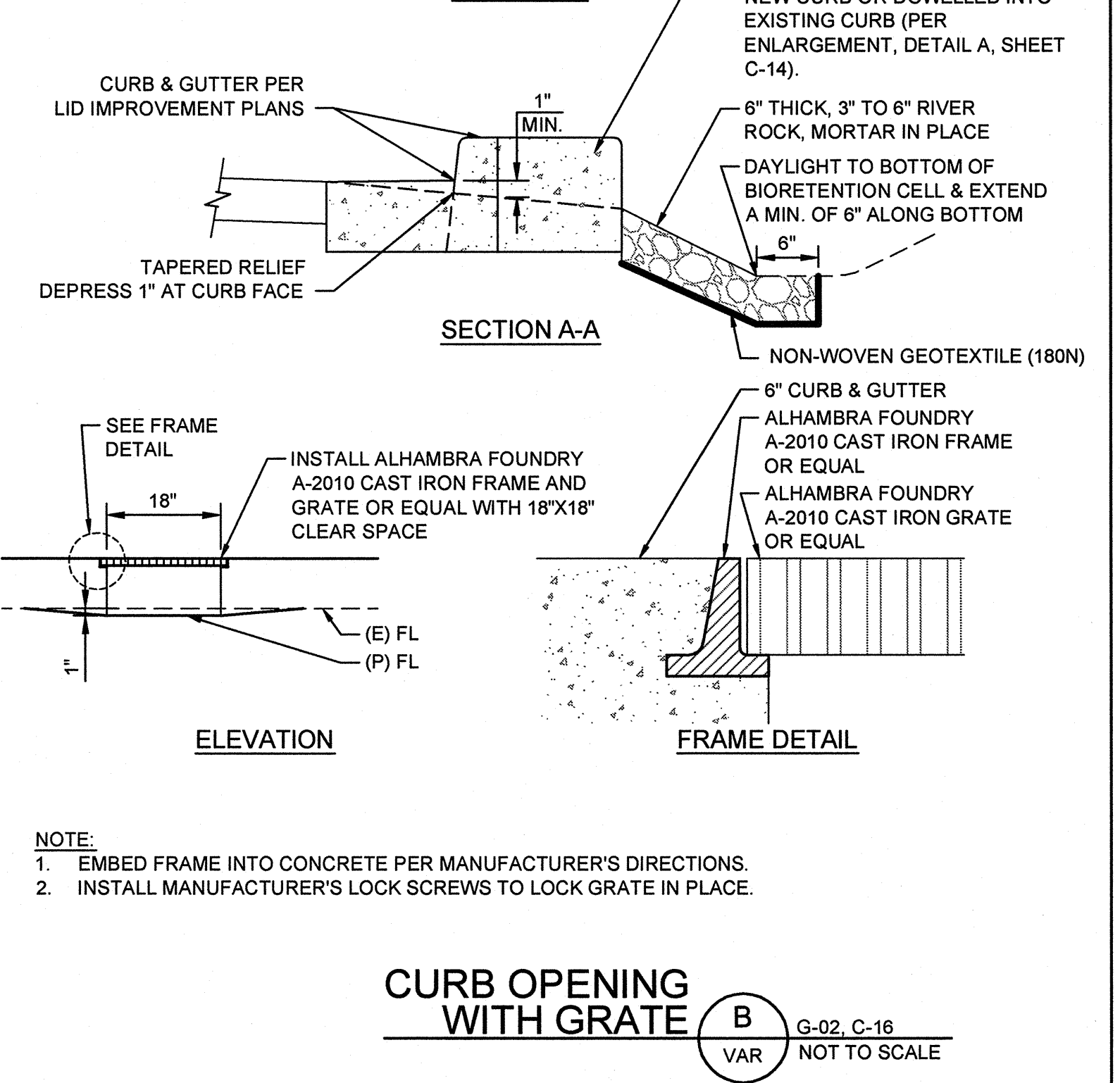
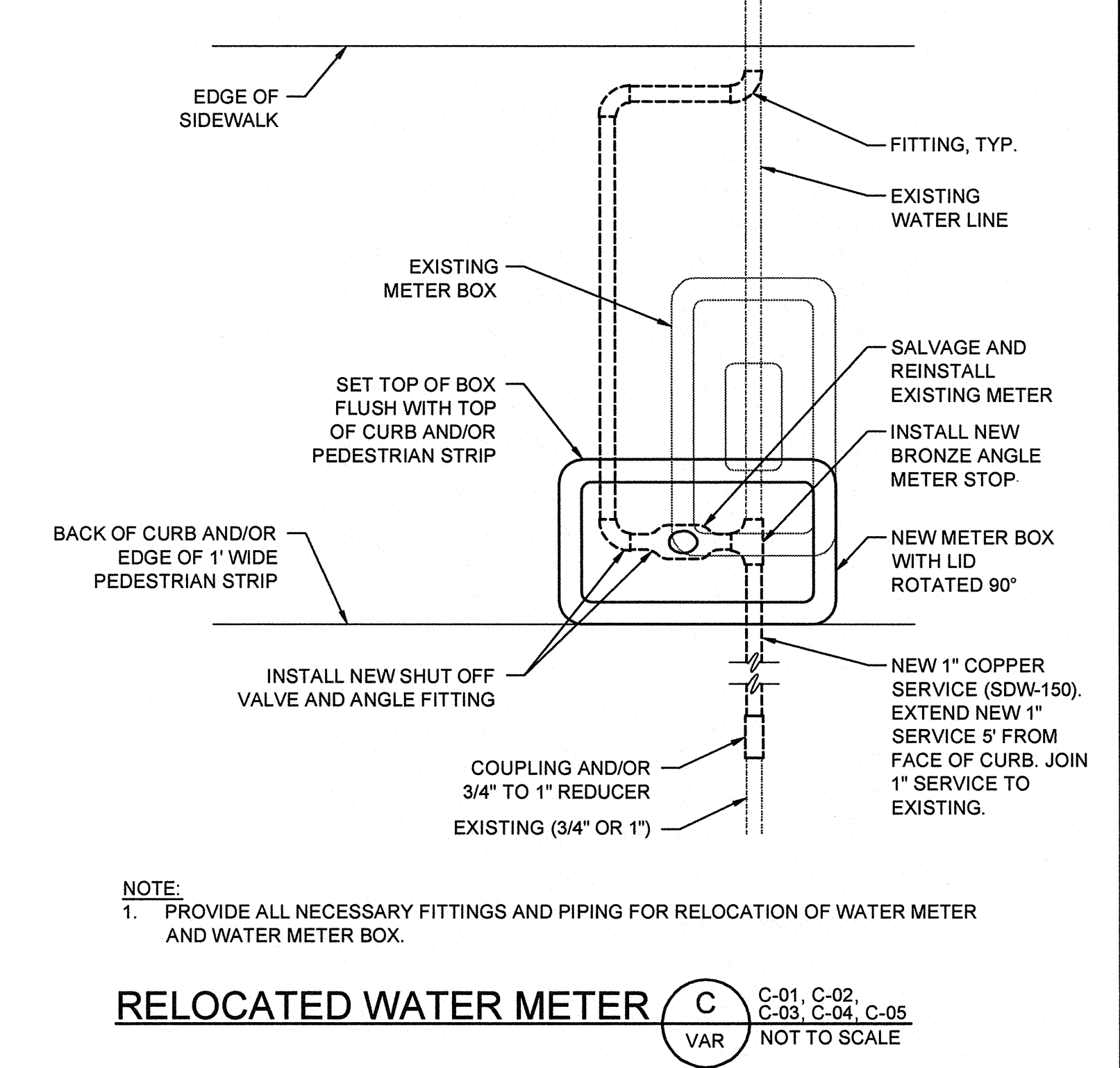
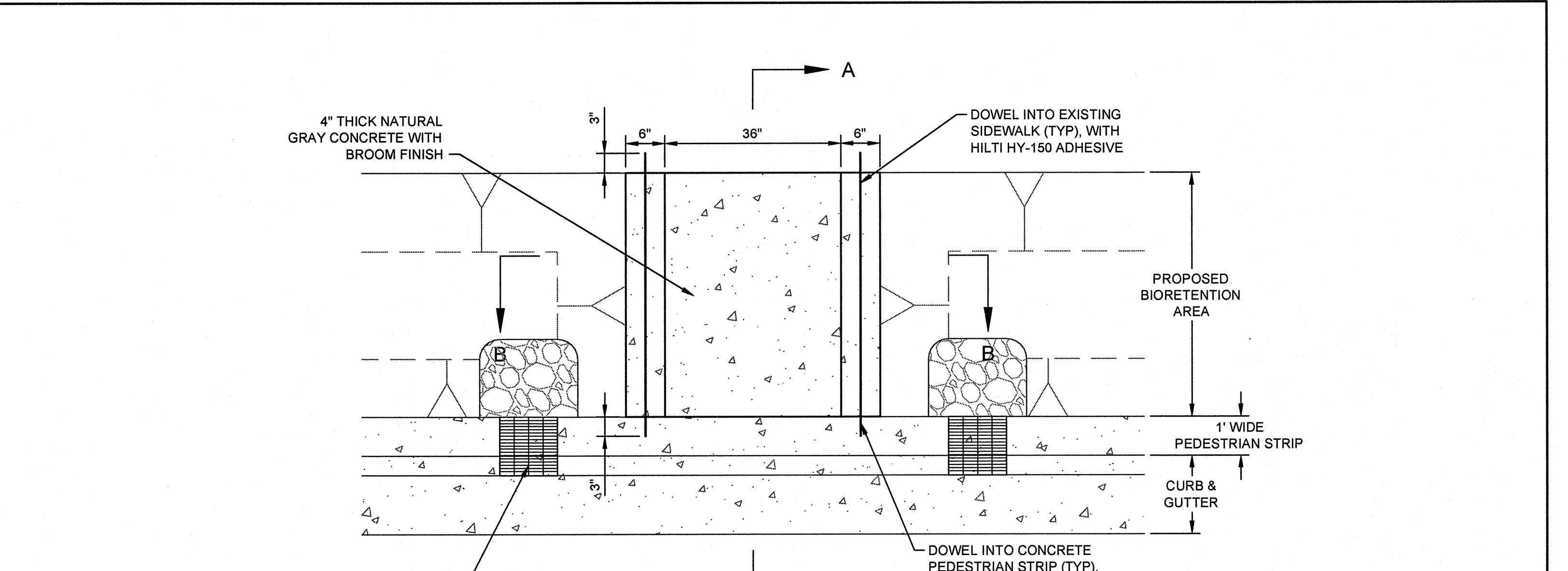
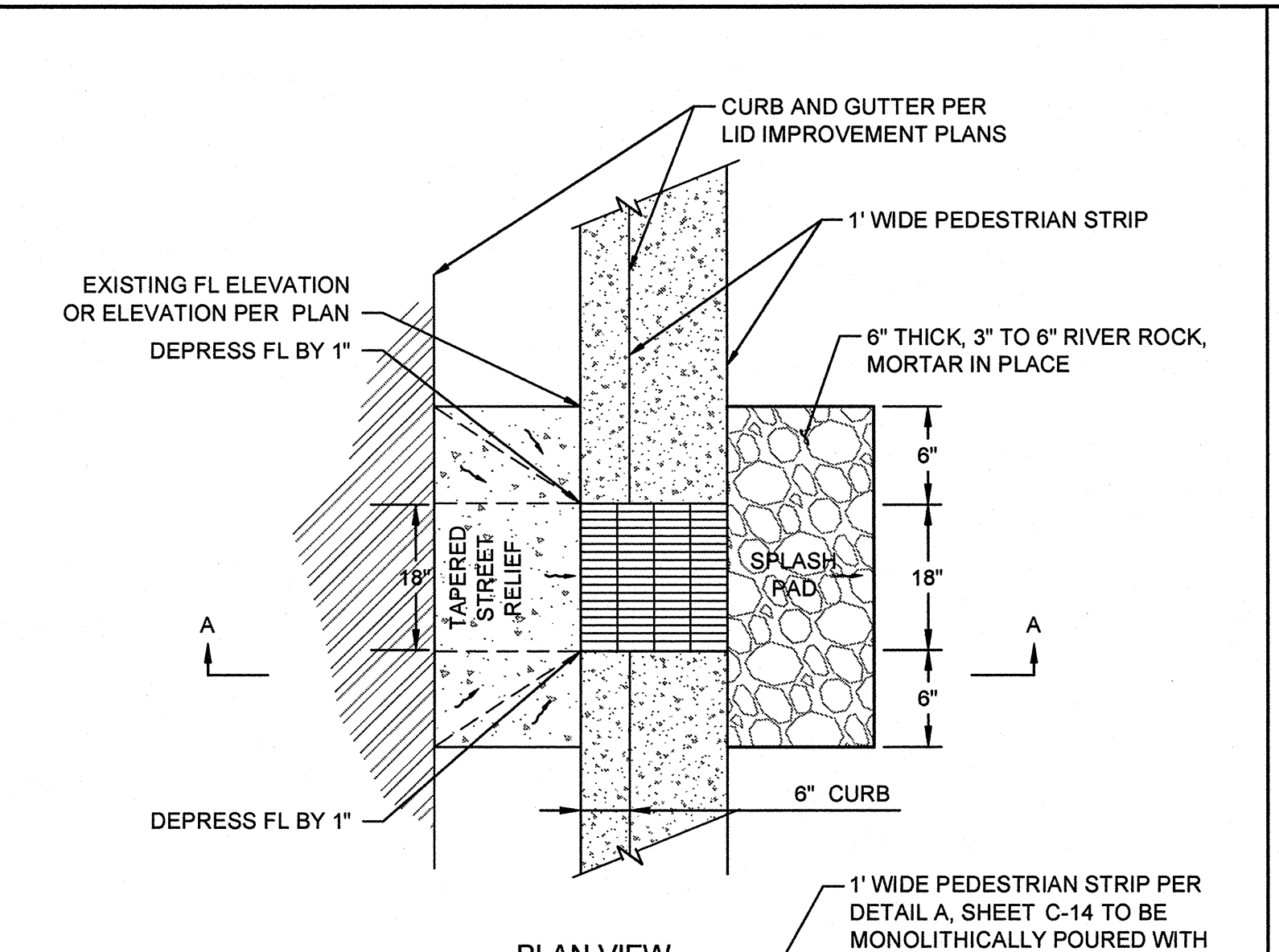
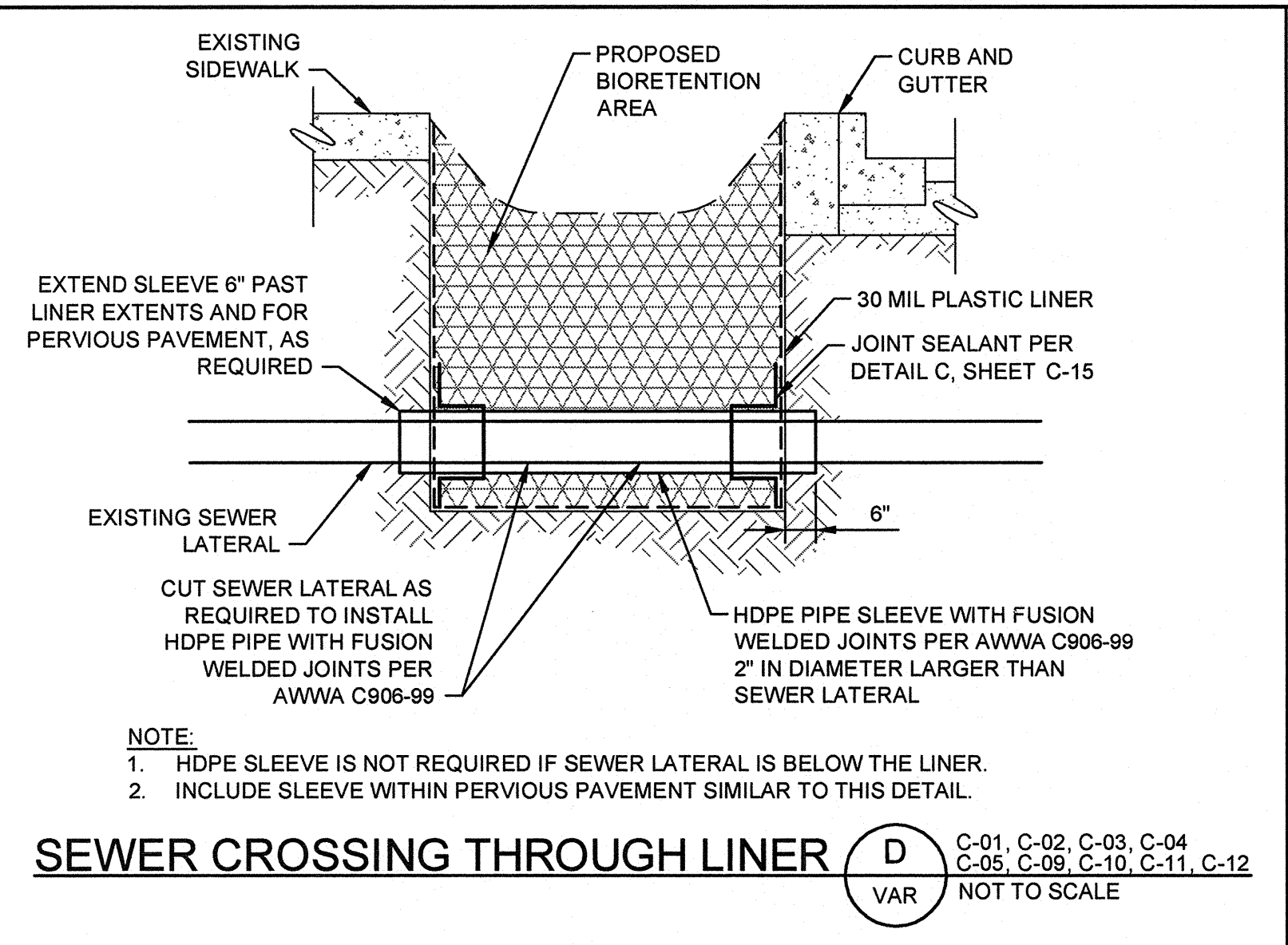
**TETRA TECH, INC.**  
9444 Balboa Avenue, Suite 215  
San Diego, CA 92123  
(858) 268-5746 - phone, (858) 268-5809 - fax

**BANNOCK AVENUE  
STREETSCAPE ENHANCEMENTS  
DETAILS**

CITY OF SAN DIEGO, CALIFORNIA PUBLIC WORKS DEPARTMENT SHEET 18 OF 22 SHEETS		WBS NO. B-10027
APPROVED BY: <i>[Signature]</i> FOR CITY ENGINEER	DATE 12-17-12	SUBMITTED BY: JEFF SORIANO PROJECT MANAGER
DESCRIPTION ORIGINAL	APPROVED TT	FILED [ ]
CHECKED BY: RON FOX PROJECT ENGINEER		242-1707 CCS27 COORDINATE
CONTRACTOR INSPECTOR		6270994-1884089 CCS83 COORDINATE
DATE STARTED DATE COMPLETED		36701-18-D

11/14/2012

**BANNOCK AVENUE STREETSCAPE ENHANCEMENTS**



**C-16**

PLANS PREPARED BY:  
**TETRA TECH, INC.**  
 9444 Balboa Avenue, Suite 215  
 San Diego, CA 92123  
 (858) 268-5746 - phone, (858) 268-5809 - fax

**BANNOCK AVENUE  
 STREETSCAPE ENHANCEMENTS  
 DETAILS**

CITY OF SAN DIEGO, CALIFORNIA PUBLIC WORKS DEPARTMENT SHEET 19 OF 22 SHEETS				WBS NO. B-10027
APPROVED BY: <i>Jason L. Fussett</i> FOR CITY ENGINEER	DATE 12-17-12	SUBMITTED BY: JEFF SORIANO PROJECT MANAGER		
DESCRIPTION ORIGINAL	TT	APPROVED	DATE	FILMED
DESIGNED BY: RON FOX PROJECT ENGINEER				242-1707 CCS27 COORDINATE
CONTRACTOR INSPECTOR				6270994-1884089 CCS83 COORDINATE
DATE STARTED 11/14/2012		DATE COMPLETED		

36701-19-D

**BANNOCK AVENUE STREETSCAPE ENHANCEMENTS**

# THEME A

## 'INFORMAL PLANTING PARKWAYS'

'INFORMAL PLANTING PARKWAYS' INCLUDE TOUGH NATIVE TREES, PERENNIALS AND ORNAMENTAL GRASSES ARRANGED IN AN INFORMAL LAYOUT. THE 1 FOOT WIDE PEDESTRIAN STRIP WILL BE NATURAL CONCRETE WITH A BROOM FINISH.

### Theme A: Locations and Selections

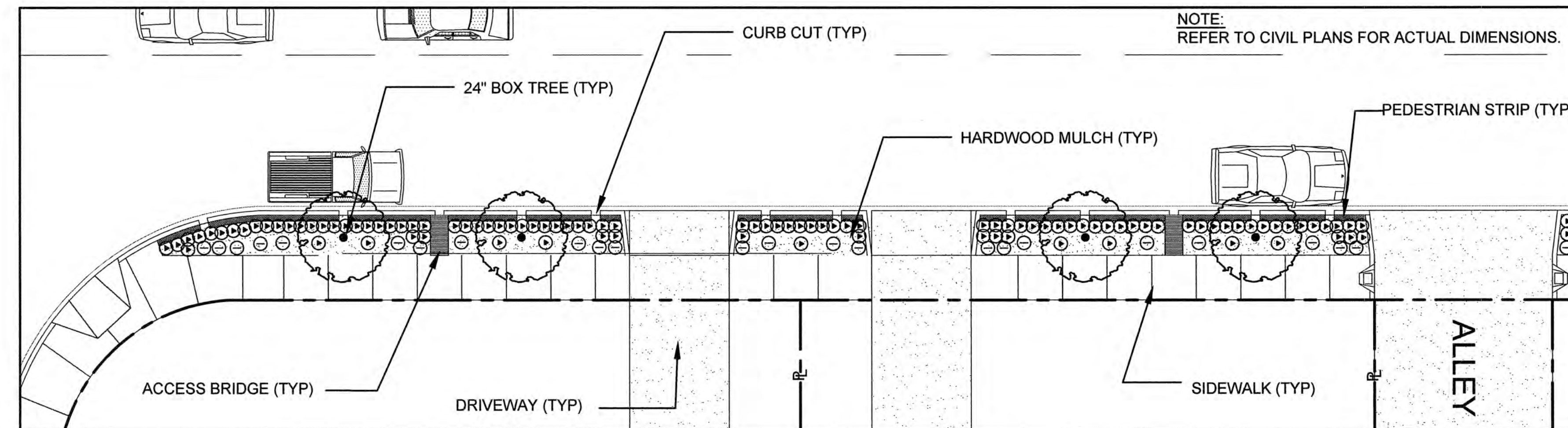
Site Address	Tree	Tree Quantity	Shrub	Shrub Quantity	Grass	Grass Quantity
4405 Bannock Ave (on Manitou)	Western Redbud	5	Fuchsia	16	Gray Rush	28
4408-4410 Bannock Ave (on Manitou)	Western Redbud	3	Fuchsia	32	Gray Rush	32
4408 Manitou Way	Western Redbud	2	Fuchsia	13	Gray Rush	29
4414 Manitou Way	Western Redbud	1	Fuchsia	12	Gray Rush	24
4420-4422 Manitou Way	Western Redbud	1	Yarrow	18	Gray Rush	18
4428 Manitou Way	Desert Willow	2	Yarrow	28	Deer Grass	14
4415 Manitou Way	Western Redbud	3	Fuchsia	12	Deer Grass	12
4429-4431 Manitou Way	Western Redbud	4	Fuchsia	11	Deer Grass	11
4437 Manitou Way	Western Redbud	2	Fuchsia	12	Gray Rush	24
4447 Manitou Way	Desert Willow	2	Yarrow	20	Deer Grass	10
4457-4459 Manitou Way	Desert Willow	1	Fuchsia	6	Deer Grass	7
4467-4469 Manitou Way	Western Redbud	2	Yarrow	52	Gray Rush	52
4475-4477 Manitou Way	Desert Willow	2	Yarrow	23	Deer Grass	12
4485-4487 Manitou Way	Desert Willow	2	Yarrow	27	Gray Rush	27
4860-4866 Genesee Ave	Western Redbud	3	Fuchsia	14	Gray Rush	28
4508 Manitou Way	Desert Willow	3	Fuchsia	14	Gray Rush	28
4514 Manitou Way	Western Redbud	3	Yarrow	28	Deer Grass	14
4503 Manitou Way	Desert Willow	2	Yarrow	31	Deer Grass	12
4515 Manitou Way	Western Redbud	3	Fuchsia	14	Gray Rush	28

## PLANT LEGEND - THEME A

SYMBOL	BOTANICAL NAME	COMMON NAME	MINIMUM SIZE	RECOMMENDED SPACING
<b>TREE OPTIONS</b>				
	CERCIS OCCIDENTALIS	WESTERN REDBUD	24" BOX	20' O.C.
	or	or	or	or
	CHILOPSIS LINEARIS	DESERT WILLOW	24" BOX	20' O.C.
<b>PERENNIALS</b>				
	ACHILLEA MILLEFOLIUM	COMMON YARROW	1 GALLON	18" O.C.
	or	or	or	or
	EPILOBIUM CALIFORNICA	CALIFORNIA FUCHSIA	1 GALLON	3' O.C.
<b>ORNAMENTAL GRASSES</b>				
	JUNCUS PATENS	CALIFORNIA GRAY RUSH	1 GALLON	18" O.C.
	or	or	or	or
	MUHLENBERGIA RIGENS	DEER GRASS	1 GALLON	3' O.C.

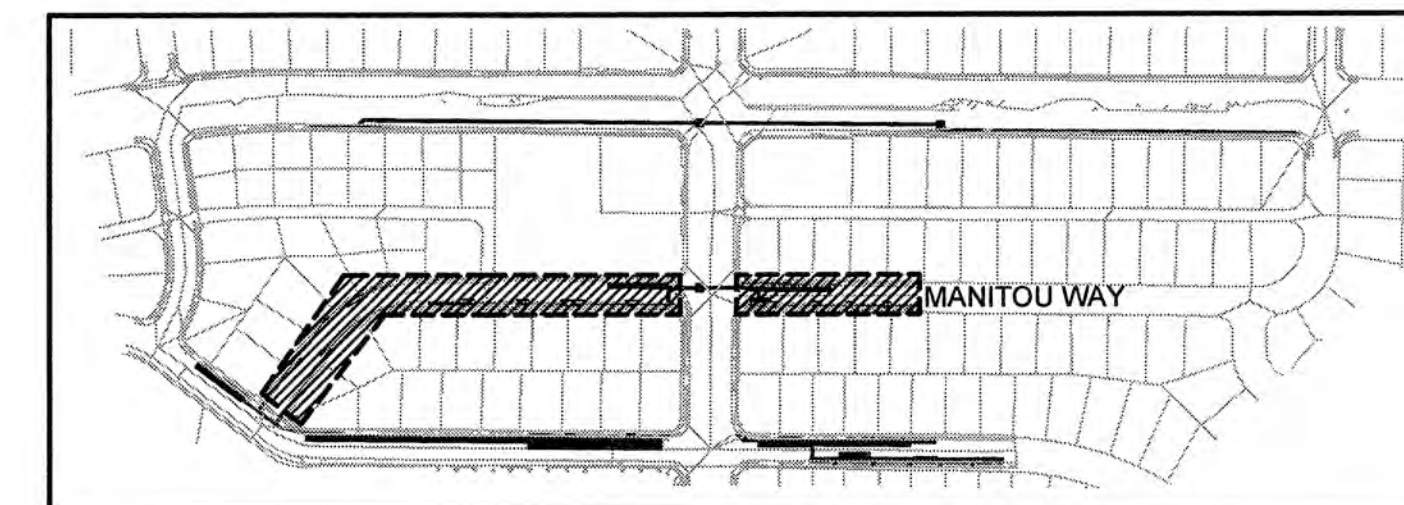
### NOTES:

- Trees shall be planted in compliance with SDL-101. Shrubs shall be planted in compliance with SDL-102. Care shall be exercised to ensure tree staking does not penetrate the bottom liner.
- Trees shall be placed symmetrically with 20 ft on center spacing and at least 6 ft clearance from the end of the bioretention areas.
- Drawing is diagrammatic. Verify all locations and conditions on site. Plant triangular spacing shall comply with SDL-102.
- Shrubs and grasses shall be a minimum of 1 ft from tree base.
- Bioretention areas shall include a 3-in layer of finely shredded hardwood mulch per C-14, Detail A.
- Inspect all existing conditions on site and locate all existing utilities before construction begins.



CONCEPTUAL PLAN VIEW  
THEME A - 'INFORMAL PLANTING PARKWAYS'


SCALE: 1" = 10'-0"



KEY MAP

PROPOSED 'THEME A' LOCATIONS

THEME A



LICENSE EXPIRATION DATE 5/31/2013

11/14/2012

L-01

PLANS PREPARED BY:



**TETRA TECH, INC.**

9444 Balboa Avenue, Suite 215  
San Diego, CA 92123  
(658) 268-5746 - phone, (658) 268-5809 - fax

BANNOCK AVENUE  
STREETSCAPE ENHANCEMENTS  
LANDSCAPE - THEME A

CITY OF SAN DIEGO, CALIFORNIA  
PUBLIC WORKS DEPARTMENT  
SHEET 20 OF 22 SHEETS

WBS NO. B-10027

APPROVED BY: <i>Carl Decker</i> FOR CITY ENGINEER	DATE 12-17-12	SUBMITTED BY: JEFF SORIANO PROJECT MANAGER
DESCRIPTION ORIGINAL	APPROVED TT	CHECKED BY: RON FOX PROJECT ENGINEER
		242-1707 CCS27 COORDINATE
		6270994-1884089 CCS83 COORDINATE
CONTRACTOR	DATE STARTED	36701-20-D
INSPECTOR	DATE COMPLETED	

BANNOCK AVENUE STREETSCAPE ENHANCEMENTS

# THEME B

## 'REGENERATIVE LOW GRASS PARKWAYS'

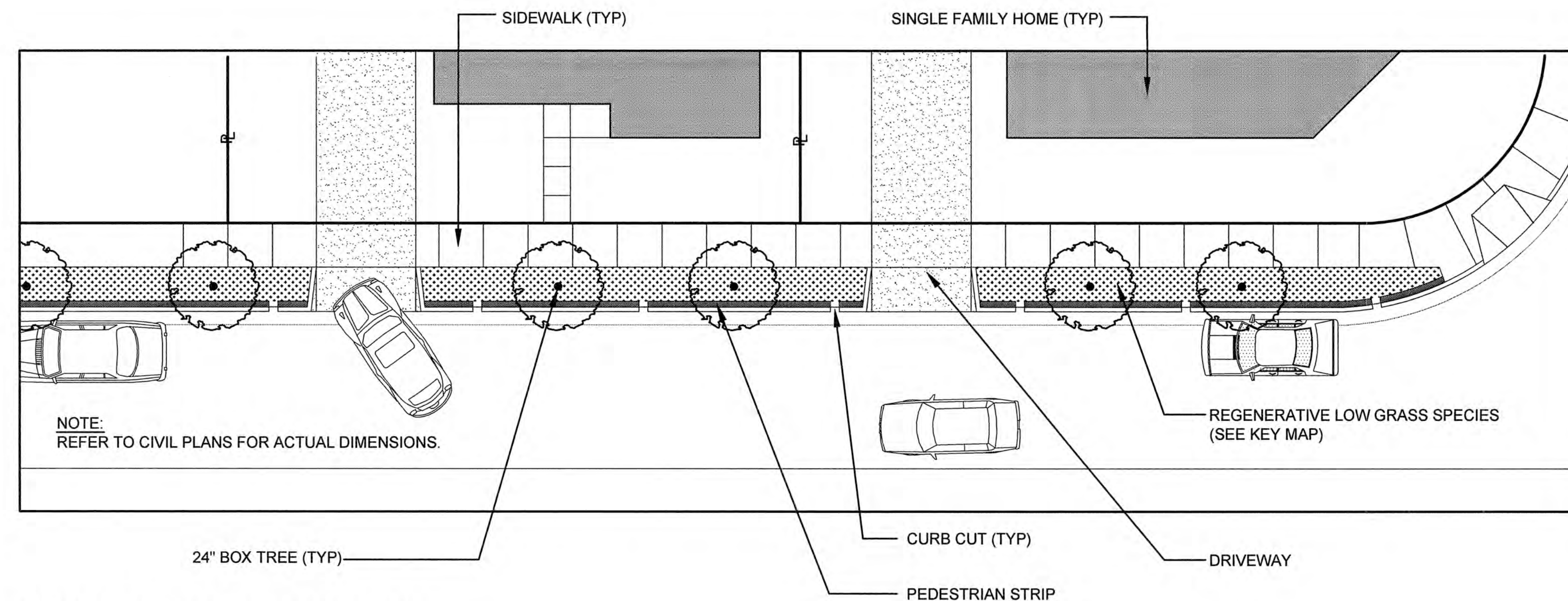
'REGENERATIVE LOW GRASS PARKWAYS' INCLUDE LOW GROWING, LOW MAINTENANCE GRASSES AND NATIVE TREES. A TOP DRESSING WILL BE APPLIED TO RETAIN MOISTURE AND HELP THE GRASSES TO INFILL DURING THE ESTABLISHMENT PERIOD. THE 1 FOOT WIDE PEDESTRIAN STRIP WILL BE NATURAL CONCRETE WITH A BROOM FINISH.

Theme B: Locations and Selections

Site Address	Tree	Tree Quantity	Shrub	Shrub Quantity	Grass	Grass Quantity
4527-4529 Clairemont Mesa Blvd	Western Redbud	0	NONE	0	Buffalo Grass	86
4533-4535 Clairemont Mesa Blvd	Desert Willow	2	NONE	0	Buffalo Grass	244
4539-4541 Clairemont Mesa Blvd	Desert Willow	1	NONE	0	Field Sedge	54
4545-4547 Clairemont Mesa Blvd	Western Redbud	3	NONE	0	Buffalo Grass	340
4551-4555 Clairemont Mesa Blvd	Western Redbud	3	NONE	0	Buffalo Grass	380
4559 Clairemont Mesa Blvd	Desert Willow	3	NONE	0	Field Sedge	62
4567-4569 Clairemont Mesa Blvd	Desert Willow	3	NONE	0	Buffalo Grass	360
4575-4577 Clairemont Mesa Blvd	Western Redbud	3	NONE	0	Buffalo Grass	350
4583 Clairemont Mesa Blvd	Western Redbud	3	NONE	0	Field Sedge	52
4591 Clairemont Mesa Blvd	Western Redbud	3	NONE	0	Buffalo Grass	380
4892 Frink Ave	Western Redbud	3	NONE	0	Buffalo Grass	383

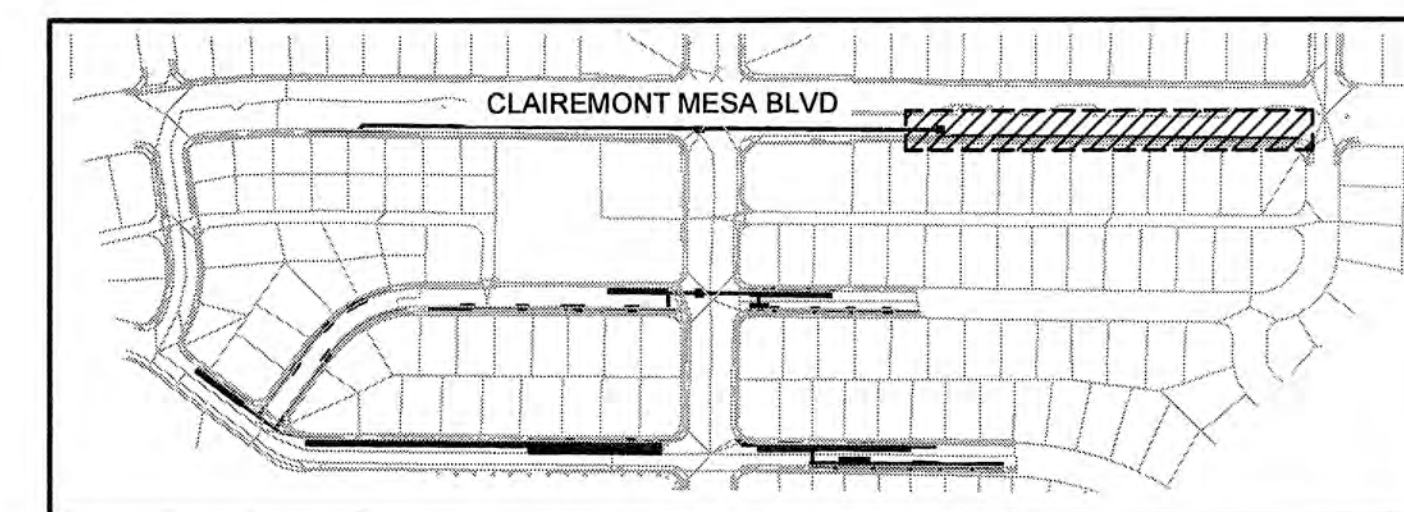
## PLANT LEGEND - THEME B

SYMBOL	BOTANICAL NAME	COMMON NAME	MINIMUM SIZE	RECOMMENDED SPACING
<b>TREE OPTIONS</b>				
	CERCIS OCCIDENTALIS	WESTERN REDBUD	24" BOX	20' O.C.
	or	or	or	or
	CHILOPSIS LINEARIS	DESERT WILLOW	24" BOX	20' O.C.
	or	or	or	or
<b>REGENERATIVE GRASSES</b>				
	BUCHLOE DACTYLOIDES 'UC VERDE'	HYBRID BUFFALO GRASS	PLUGS	9" O.C.
	or	or	or	or
	CAREX PRAEGRACILIS	CALIFORNIA FIELD SEDGE	1 GALLON	2' O.C.
	or	or	or	or



CONCEPTUAL PLAN VIEW  
THEME B - 'REGENERATIVE LOW GRASS PARKWAYS'

SCALE: 1" = 10'-0"



KEY MAP

PROPOSED 'THEME B' LOCATIONS

THEME B

### NOTES:

1. Trees shall be planted in compliance with SDL-101. Shrubs shall be planted in compliance with SDL-102. Care shall be exercised to ensure tree staking does not penetrate the bottom liner.
2. Trees shall be placed symmetrically with 20 ft on center spacing and at least 6 ft clearance from the end of the bioretention areas.
3. Drawing is diagrammatic. Verify all locations and conditions on site. Plant triangular spacing shall comply with SDL-102.
4. Bioretention areas shall be grassed and not include mulch.
5. Inspect all existing conditions on site and locate all existing utilities before construction begins.

L-02

PLANS PREPARED BY:



**TETRA TECH, INC.**

9444 Balboa Avenue, Suite 215  
San Diego, CA 92123  
(858) 268-5746 - phone, (858) 268-5809 - fax

## BANNOCK AVENUE STREETSCAPE ENHANCEMENTS LANDSCAPE - THEME B

CITY OF SAN DIEGO, CALIFORNIA  
PUBLIC WORKS DEPARTMENT  
SHEET 21 OF 22 SHEETS

WBS NO. B-10027

APPROVED: 12-17-12  
FOR CITY ENGINEER DATE

SUBMITTED BY: JEFF SORIANO  
PROJECT MANAGER

CHECKED BY: RON FOX  
PROJECT ENGINEER

DESCRIPTION: ORIGINAL TT  
APPROVED: TT  
DATE: 12-17-12  
FILMED: [ ]

242-1707  
CCS27 COORDINATE  
6270994-1884089  
CCS83 COORDINATE

CONTRACTOR: [ ] DATE STARTED: [ ]  
INSPECTOR: [ ] DATE COMPLETED: [ ]

36701-21-D



LICENSE EXPIRATION DATE 5/31/2013

11/14/2012

BANNOCK AVENUE STREETSCAPE ENHANCEMENTS

# THEME C

## 'FORMAL PLANTING PARKWAYS'

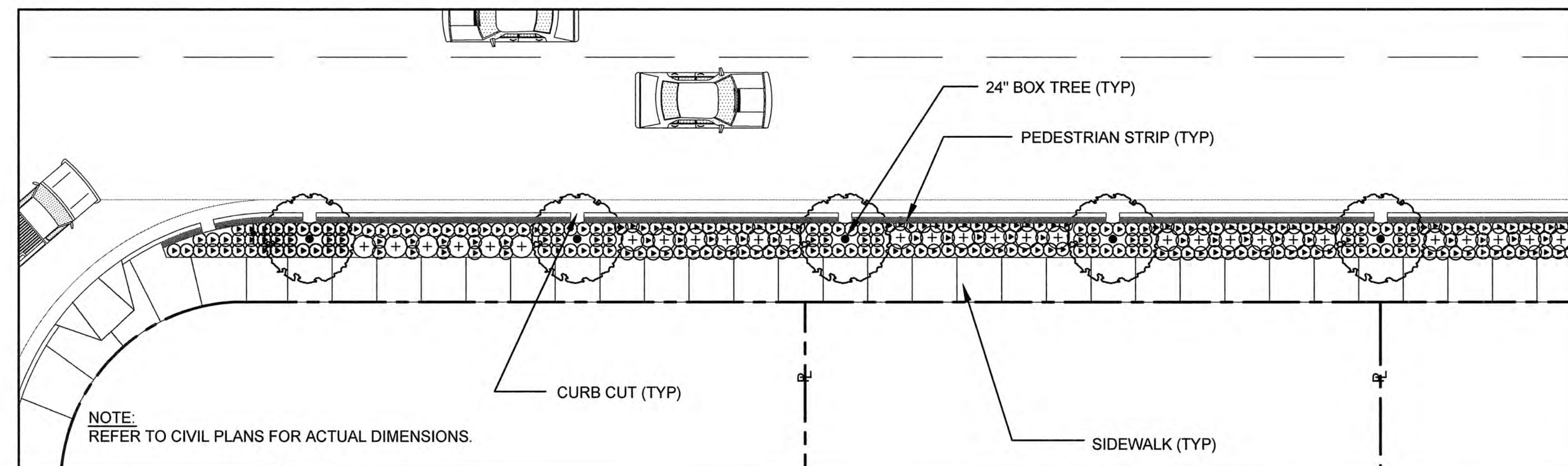
'FORMAL PLANTING PARKWAYS' INCLUDE TOUGH NATIVE TREES, SHRUBS, PERENNIALS & GRASSES ARRANGED IN A CONSISTANT GEOMETRICAL LAYOUT. THE 1 FOOT WIDE PEDESTRIAN STRIP WILL BE NATURAL CONCRETE WITH A BROOM FINISH.

### Theme C: Locations and Selections

Site Address	Tree	Tree Quantity	Shrub	Shrub Quantity	Grass	Grass Quantity
4408-4410 Bannock Ave	Western Redbud	3	Marsh Elder	10	Gray Rush	71
4405 Manitou Way	Western Redbud	3	Coffeberry	19	Gray Rush	33
4460 Bannock Ave	Western Redbud	3	Marsh Elder	6	Gray Rush	54
4470 Bannock Ave	Desert Willow	2	Coffeberry	12	Deer Grass	6
4480 Bannock Ave	Western Redbud	2	Coffeberry	14	Gray Rush	21
4850-4855 Genesee Ave	Desert Willow	3	Marsh Elder	5	Deer Grass	6
4510 Bannock Ave	Desert Willow	2	Marsh Elder	5	Deer Grass	3
4526 Bannock Ave	Western Redbud	2	Coffeberry	12	Deer Grass	6
4534 Bannock Ave	Western Redbud	2	Coffeberry	12	Gray Rush	13
4542 Bannock Ave	Desert Willow	3	Marsh Elder	6	Gray Rush	30
4519 Bannock Ave	Desert Willow	2	Marsh Elder	4	Gray Rush	24
4527 Bannock Ave	Western Redbud	3	Coffeberry	20	Deer Grass	8
4535 Bannock Ave	Western Redbud	2	Coffeberry	14	Gray Rush	24
4543 Bannock Ave	Desert Willow	2	Marsh Elder	3	Deer Grass	8
4551 Bannock Ave	Desert Willow	2	Marsh Elder	6	Gray Rush	35
4559 Bannock Ave	Western Redbud	1	Coffeberry	7	Deer Grass	2

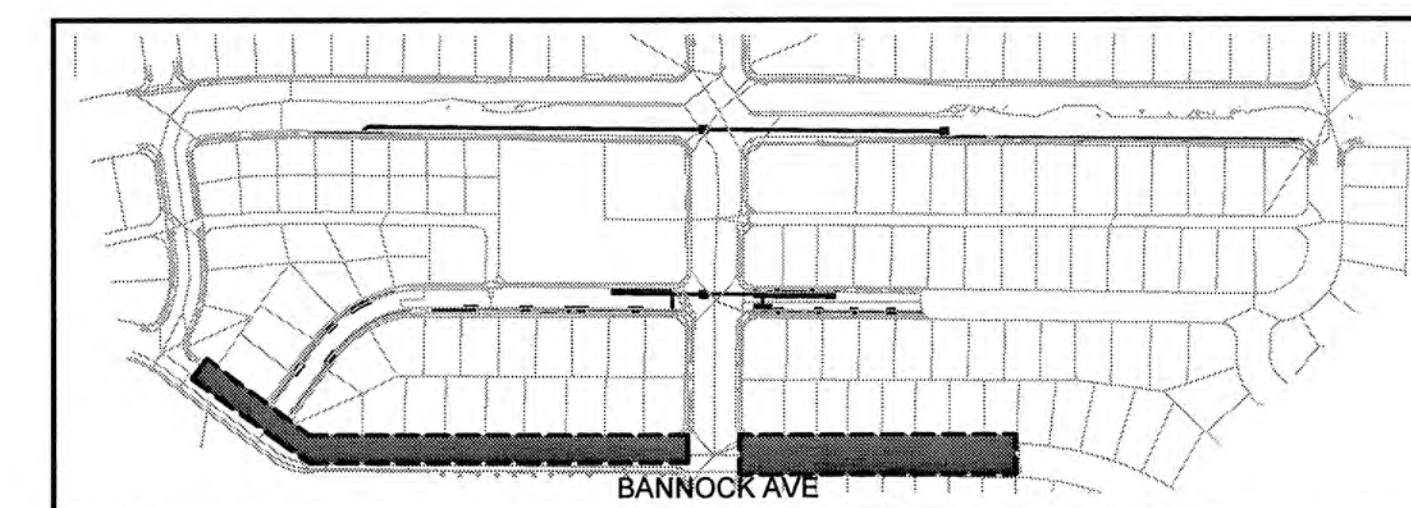
## PLANT LEGEND - THEME C

SYMBOL	BOTANICAL NAME	COMMON NAME	MINIMUM SIZE	RECOMMENDED SPACING
<b>TREE OPTIONS</b>				
	CERCIS OCCIDENTALIS	WESTERN REDBUD	24" BOX	20' O.C.
	or	or	or	or
	CHILOPSIS LINEARIS	DESERT WILLOW	24" BOX	20' O.C.
<b>SHRUBS</b>				
	IVA HAYESIANA	SAN DIEGO MARSH ELDER	1 GALLON	4' O.C.
	or	or	or	or
	RHAMNUS CALIFORNICA 'LITTLE SUR'	DWARF CALIFORNIA COFFEEBERRY	1 GALLON	30" O.C.
<b>ORNAMENTAL GRASSES</b>				
	JUNCUS PATENS	CALIFORNIA GRAY RUSH	1 GALLON	18" O.C.
	or	or	or	or
	MUHLENBERGIA RIGENS	DEER GRASS	1 GALLON	3' O.C.



CONCEPTUAL PLAN VIEW  
THEME C - 'FORMAL PLANTING PARKWAYS'

SCALE: 1" = 10'-0"



### KEY MAP

PROPOSED 'THEME C' LOCATIONS

### NOTES:

- Trees shall be planted in compliance with SDL-101. Shrubs shall be planted in compliance with SDL-102. Care shall be exercised to ensure tree staking does not penetrate the bottom liner.
- Trees shall be placed symmetrically with 20 ft on center spacing and at least 6 ft clearance from the end of the bioretention areas.
- Drawing is diagrammatic. Verify all locations and conditions on site. Plant triangular spacing shall comply with SDL-102.
- Shrubs and grasses shall be a minimum of 1 ft from tree base.
- Bioretention areas shall include a 3-in layer of finely shredded hardwood mulch per C-14, Detail A.
- Inspect all existing conditions on site and locate all existing utilities before construction begins.

L-03

PLANS PREPARED BY:



**TETRA TECH, INC.**

9444 Balboa Avenue, Suite 215  
San Diego, CA 92123  
(858) 268-5746 - phone, (858) 268-5809 - fax

## BANNOCK AVENUE STREETSCAPE ENHANCEMENTS LANDSCAPE - THEME C


CITY OF SAN DIEGO, CALIFORNIA  
PUBLIC WORKS DEPARTMENT  
SHEET 22 OF 22 SHEETS  
WBS NO. B-10027

APPROVED: *[Signature]* 12-17-12  
FOR CITY ENGINEER DATE  
SUBMITTED BY: JEFF SORIANO  
PROJECT MANAGER

DESCRIPTION APPROVED DATE FILMED  
ORIGINAL TT  
CHECKED BY: RON FOX  
PROJECT ENGINEER

242-1707  
CCS27 COORDINATE  
6270994-1884089  
CCS83 COORDINATE

CONTRACTOR DATE STARTED  
INSPECTOR DATE COMPLETED  
36701-22-D



LICENSE EXPIRATION DATE 5/31/2013

11/14/2012

BANNOCK AVENUE STREETSCAPE ENHANCEMENTS






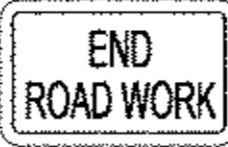






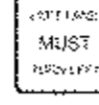





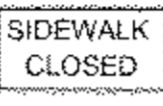



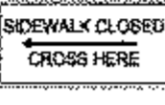


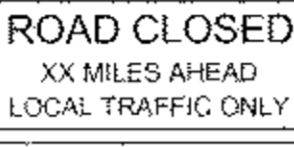











**TRAFFIC CONTROL NOTES**

- VALIDATION: THIS TRAFFIC CONTROL PLAN IS NOT VALID UNTIL WORK DATES ARE APPROVED. THE CONTRACTOR SHALL, PER SECTION 7-10.2.3 OF THE CITY SUPPLEMENT TO THE STANDARD SPECIFICATIONS FOR PUBLIC WORKS CONSTRUCTION, CALL THE ENGINEERING TRAFFIC CONTROL SECTION AT (858) 495-4741 TO OBTAIN A PERMIT. THE CONTRACTOR MUST CALL A MINIMUM OF TWO (2) WORKING DAYS PRIOR TO STARTING WORK, OR FIVE (5) WORKING DAYS WHEN THE WILL AFFECT A TRAFFIC SIGNAL.
- STANDARDS: THIS TRAFFIC CONTROL PLAN SHALL CONFORM TO THE MOST RECENTLY ADOPTED EDITION OF EACH OF THE FOLLOWING MANUALS:
  - CITY OF SAN DIEGO STANDARD DRAWINGS, APPENDIX "A";
  - CALIFORNIA MANUAL ON UNIFORM TRAFFIC CONTROL DEVICES FOR STREETS AND HIGHWAYS; AND
  - STANDARD SPECIFICATIONS FOR PUBLIC WORKS CONSTRUCTION ("GREENBOOK") INCLUDING REGIONAL AND CITY OF SAN DIEGO SUPPLEMENT AMENDMENTS.
- NOTIFICATIONS: THE CONTRACTOR SHALL NOTIFY THE FOLLOWING AFFECTED AGENCIES A MINIMUM OF FIVE (5) WORKING DAYS PRIOR TO ANY EXCAVATION, CONSTRUCTION, OR TRAFFIC CONTROL:
 











FIRE DEPARTMENT DISPATCH	(STREET OR ALLEY CLOSURE)	(858) 573-1300
POLICE DEPARTMENT TRAFFIC	(STREET OR ALLEY CLOSURE)	(858) 495-7800
WASTE MANAGEMENT DEPARTMENT	(REFUSE COLLECTION)	(858) 694-7000
STREET DIVISION / ELECTRICAL	(TRAFFIC SIGNALS)	(619) 527-7500
SAN DIEGO TRANSIT	(BUS STOPS)	(619) 595-7038
MTDB	(TAXI ZONES)	(619) 235-2643
UNDERGROUND SERVICE ALERT	(ANY EXCAVATION)	(800) 422-4133

THE CONTRACTOR SHALL NOTIFY PROPERTY OWNERS AND TENANTS A MINIMUM OF FIVE (5) WORKING DAYS PRIOR TO CLOSURE OF DRIVEWAYS. THE CONTRACTOR SHALL POST SIGNS NOTIFYING THE PUBLIC A MINIMUM OF FIVE (5) WORKING DAYS PRIOR TO CLOSURE OF STREETS.
- POSTING PARKING RESTRICTIONS: THE CONTRACTOR SHALL POST "TOW-AWAY/NO PARKING" SIGNS TWENTY-FOUR (24) HOURS IN ADVANCE FOR TEMPORARY PARKING REMOVAL. SIGNS SHALL INDICATE SPECIFIC DAYS, DATES, AND TIMES OF RESTRICTIONS.
- EXCAVATIONS: EXCEPT AS SHOWN ON THE PLANS, TRENCHES SHALL BE BACKFILLED OR TRENCH-PLATED AT THE END OF EACH WORK DAY. AN ASPHALT RAMP SHALL BE PLACED AROUND EACH TRENCH PLATE TO PREVENT THE PLATE FROM BEING DISLODGED. UPON COMPLETION OF EXCAVATION BACKFILL, THE CONTRACTOR SHALL PROVIDE A SATISFACTORY SURFACE FOR TRAFFIC. WHEN CONSTRUCTION OPERATIONS ARE NOT ACTIVELY IN PROGRESS, THE CONTRACTOR SHALL MAINTAIN ALL TRAVEL LANES OPEN TO TRAFFIC, EXCEPT AS SHOWN ON THE PLANS.
- RESTORATION OF TRAFFIC CONTROL DEVICES: THE CONTRACTOR SHALL REPAIR OR REPLACE TRAFFIC CONTROL DEVICES (INCLUDING TRAFFIC SIGNS, STRIPING, PAVEMENT MARKERS, PAVEMENT MARKINGS, LEGENDS, CURB MARKINGS, LOOP DETECTORS, TRAFFIC SIGNAL EQUIPMENT, ETC.) DAMAGED OR REMOVED AS A RESULT OF OPERATIONS AND NOT DESIGNATED FOR REMOVAL. REPAIRS AND REPLACEMENTS SHALL BE EQUAL TO EXISTING IMPROVEMENTS. LOOP DETECTORS SHALL BE REPLACED WITHIN THREE (3) WORKING DAYS OF COMPLETION OF UNDERGROUND WORK.
- CHANGES IN WORK: THE RESIDENT ENGINEER WILL OBSERVE THESE TRAFFIC CONTROL PLANS IN OPERATION AND RESERVES THE RIGHT TO MAKE CHANGES AS THE FIELD CONDITIONS WARRANT. SUCH CHANGES SHALL SUPERSEDE THESE PLANS.
- FOR WORK NOT COVERED BY THESE TRAFFIC CONTROL PLANS, THE CONTRACTOR SHALL, PER SECTION 7-10.2.1 OF THE CITY SUPPLEMENT TO THE STANDARD SPECIFICATIONS FOR PUBLIC WORKS CONSTRUCTION, PREPARE TRAFFIC CONTROL SHOP DRAWINGS AND SUBMIT THEM TO THE RESIDENT ENGINEER. THE CONTRACTOR SHALL ALLOW A MINIMUM OF TWENTY (20) WORKING DAYS FOR REVIEW OF THE SHOP DRAWINGS. UPON APPROVAL OF THE TRAFFIC CONTROL PLAN, THE ENGINEERING TRAFFIC CONTROL SECTION WILL ISSUE A TRAFFIC CONTROL PLAN (TCP) PERMIT FOR THIS WORK.
- RESIDENT ACCESS: ALL DRIVEWAYS SHALL BE STEEL-PLATED AT THE END OF EACH WORKDAY TO PROVIDE ACCESS FOR RESIDENTS. PLACE BARRICADES ACROSS DRIVEWAYS WHEN ACCESS IS PROHIBITED DURING CONSTRUCTION. CONTRACTOR SHALL PROVIDE ACCESS TO LOCAL PEDESTRIANS AT ALL TIMES.
- ONLY ONE PHASE PER STREET / INTERSECTION CAN BE CONSTRUCTED AT A TIME, UNLESS OTHERWISE APPROVED BY THE CITY OF SAN DIEGO. CONTRACTOR SHALL COMPLETE ONE PHASE BEFORE STARTING THE NEXT.

**SIGNS**

				
C9A (CA)	C12 (CA)	C30 (CA)	G20-2	M4-10L
				
M4-10R	R3-1	R3-2	R3-3	R3-5R
				
R3-7L	R3-7R	R4-7a	R5-1	R5-1a
				
R9-3a	R9-9	R9-10	R9-11 (L)	R9-11 (R)
				
R9-11a (L)	R9-11a (R)	R11-2	R11-3a	R11-4
				
SC3 (CA)	W3-4	W4-2L	W4-2R	W12-1
				
W20-1	W20-2	W20-3	W20-5L	W20-5R


**LEGEND**

	WORK AREA
	DIRECTION OF TRAVEL
	DELINEATOR (REFLECTORIZED)
	SIGN
	TYPE II BARRICADE
	TYPE III BARRICADE
	FLAGGER
	FLASHING ARROW SIGN
	SIGNALIZED INTERSECTION
	DIMENSION CONTINUES ACROSS MATCHLINE

**SHEET INDEX**

SHEET NO.	DRAWING NO.	SHEET TITLE
1	T-1	TRAFFIC CONTROL NOTES
2	T-2	TRAFFIC CONTROL PLAN
3	T-3	TRAFFIC CONTROL PLAN
4	T-4	TRAFFIC CONTROL PLAN
5	T-5	TRAFFIC CONTROL PLAN
6	T-6	TRAFFIC CONTROL PLAN
7	T-7	TRAFFIC CONTROL PLAN
8	T-8	TRAFFIC CONTROL PLAN
9	T-9	TRAFFIC CONTROL PLAN
10	T-10	TRAFFIC CONTROL PLAN
11	T-11	TRAFFIC CONTROL PLAN
12	T-12	TRAFFIC CONTROL PLAN
13	T-13	TRAFFIC CONTROL PLAN

T-1

 <b>TETRA TECH, INC.</b> 9444 Balboa Avenue, Suite 215 San Diego, CA 92123 (858) 268-5746 - phone, (858) 268-5809 - fax	
<b>BANNOCK AVENUE STREETSCAPE ENHANCEMENTS TRAFFIC CONTROL NOTES</b>	
CITY OF SAN DIEGO, CALIFORNIA PUBLIC WORKS DEPARTMENT SHEET 1 OF 13 SHEETS	
WBS NO. B-10027	
FOR CITY ENGINEER: <i>Ahmed Khamis</i> 11/29/2012	APPROVED BY: JEFF SORIANO PROJECT MANAGER
DESCRIPTION: ORIGINAL	APPROVED: TT
DATE:	FILED:
PROJECT ENGINEER: RON FOX	CONTACT: 242-1707
CCS&T COORDINATE:	6270994-1884089
CCS&S COORDINATE:	36701-T1-D
CONTRACTOR:	DATE STARTED:
INSPECTOR:	DATE COMPLETED:

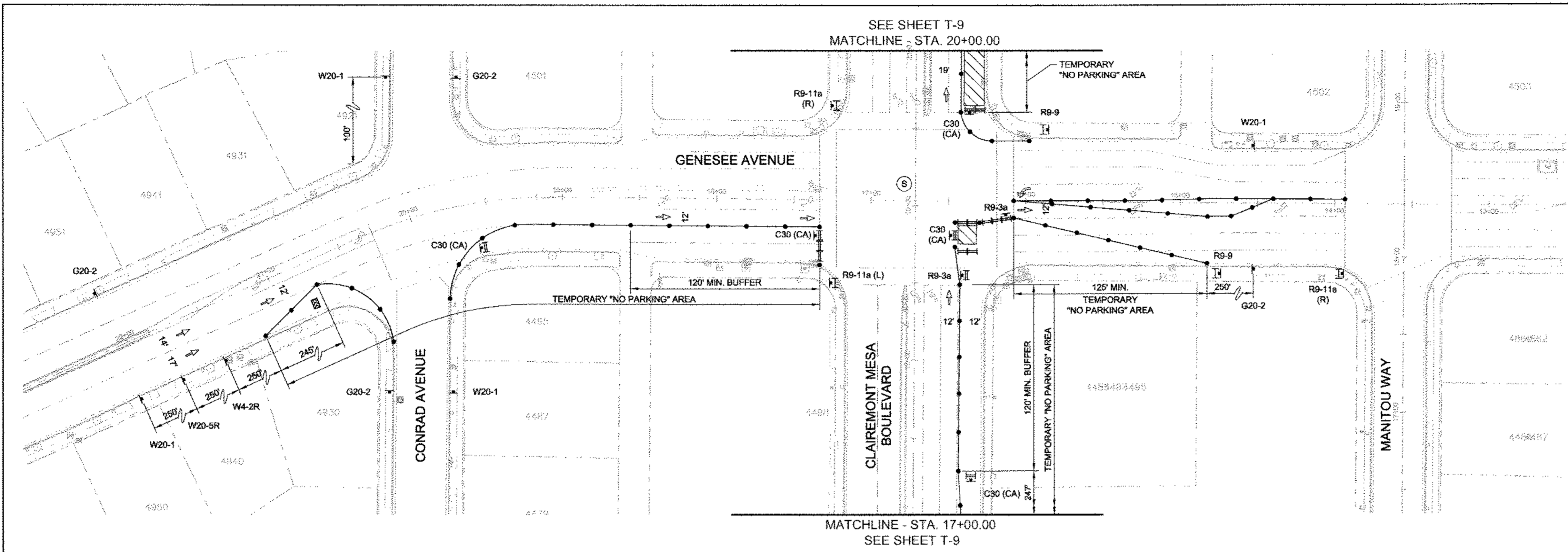


11/14/2012

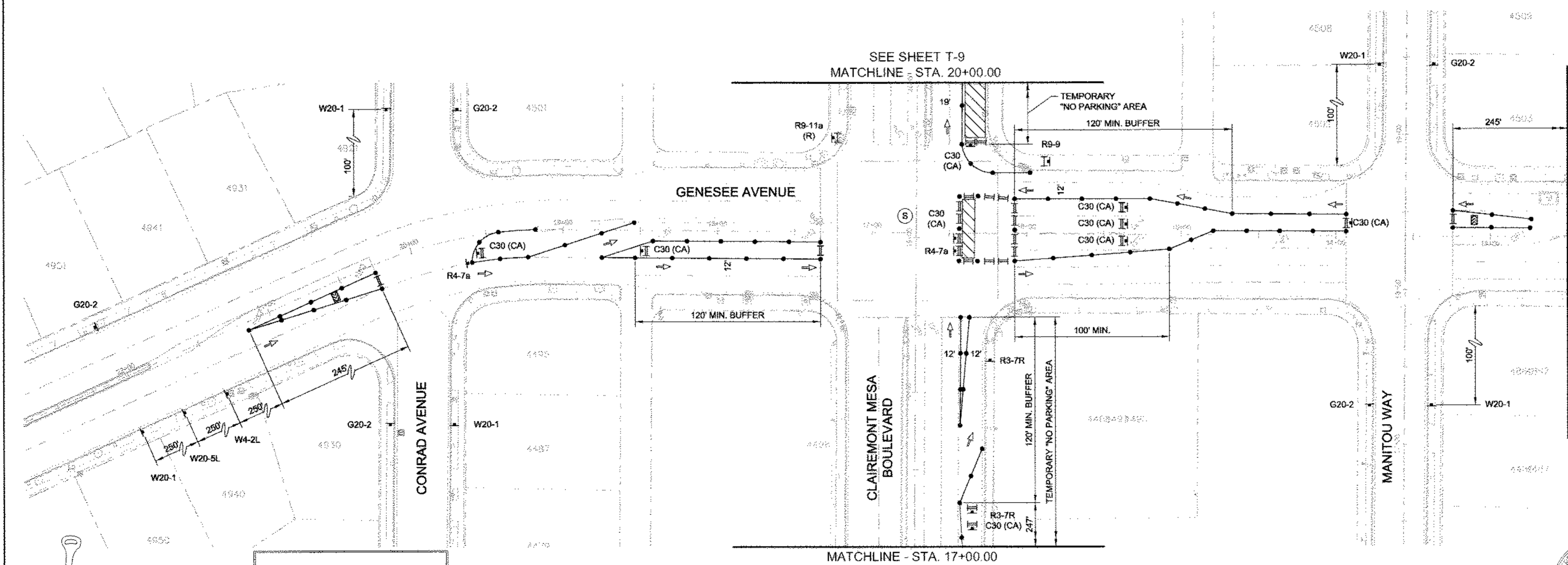
BANNOCK AVENUE STREETSCAPE ENHANCEMENTS

**NOTES**

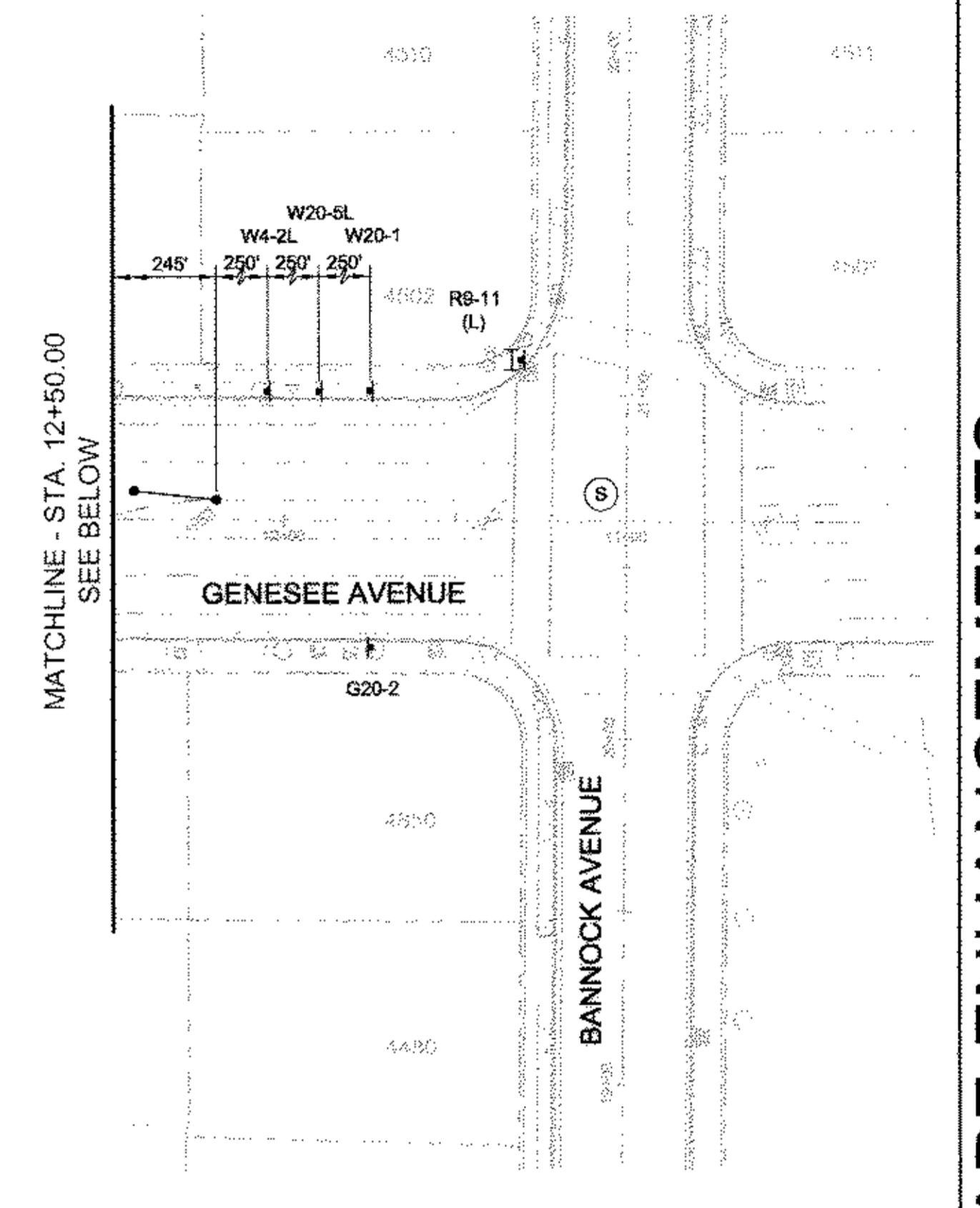
- 1 TRAFFIC CONTROL ELEMENTS ARE DESIGNED PER APPENDIX A OF THE SAN DIEGO REGIONAL STANDARDS. REFER TO TC-4 FOR RECOMMENDED SIGN SPACING, MINIMUM TAPER LENGTHS, MINIMUM BUFFER LENGTHS, AND MAXIMUM CHANNELIZER/CONE SPACING.
- 2 TRAVEL LANES SHALL HAVE A MINIMUM WIDTH OF 12 FEET PER APPENDIX A OF THE SAN DIEGO REGIONAL STANDARDS.
- 3 SEE SHEET T-3 FOR PHASE III
- 4 CONTRACTOR SHALL COORDINATE WITH TRAFFIC CONTROL AND SIGNAL SECTION (858-495-4741) A MINIMUM OF FIVE (5) WORKING DAYS PRIOR TO WORK AFFECTING A TRAFFIC SIGNAL. TRAFFIC SIGNAL TO REMAIN OPERATIONAL.



**GENESEE AVE AND CLAIREMONT MESA BLVD INTERSECTION - PHASE I**



**GENESEE AVE AND CLAIREMONT MESA BLVD INTERSECTION - PHASE II**



**GENESEE AVE & CLAIREMONT MESA BLVD INTERSECTION - PHASE II**

**TWO DAYS BEFORE YOU DIG  
CALL USA AT 811**

**IMPORTANT NOTICE**  
Section 4216/4217 of the Government Code requires a DigAlert Identification Number be issued before a "Permit to Excavate" will be valid. For your DigAlert I.D. Number call Underground Service Alert TOLL FREE 1-800-227-2800 Two working days before you dig.



PLANS PREPARED BY:

**TETRA TECH, INC.**  
9444 Balboa Avenue, Suite 215  
San Diego, CA 92123  
(858) 268-5746 - phone. (858) 268-5809 - fax

**BANNOCK AVENUE  
STREETSCAPE ENHANCEMENTS  
TRAFFIC CONTROL PLAN**

CITY OF SAN DIEGO, CALIFORNIA  
PUBLIC WORKS DEPARTMENT  
SHEET 2 OF 13 SHEETS

WBS NO. B-10027

FOR CITY ENGINEER: *Alfred Abraham* 11/29/2012  
DATE: 11/29/2012  
PROJECT MANAGER: **JEFF SORIANO**

DESCRIPTION	APPROVED	DATE	FILED
ORIGINAL	TT		

PROJECT ENGINEER: **RON FOX**  
CC327 COORDINATE: 242-1767  
CC383 COORDINATE: 6270994-1884089  
CONTRACTOR: \_\_\_\_\_ DATE STARTED: \_\_\_\_\_  
INSPECTOR: \_\_\_\_\_ DATE COMPLETED: \_\_\_\_\_

36701-T2-D

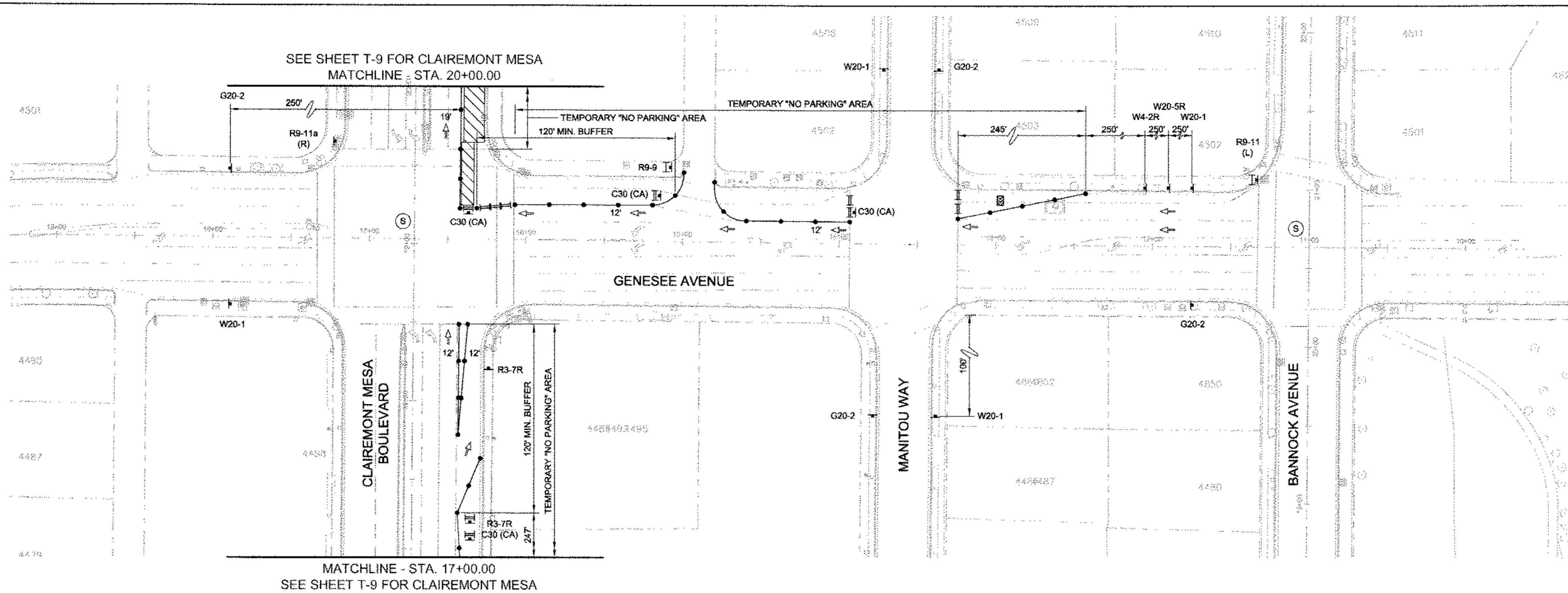
11/14/2012

**BANNOCK AVENUE STREETSCAPE ENHANCEMENTS**

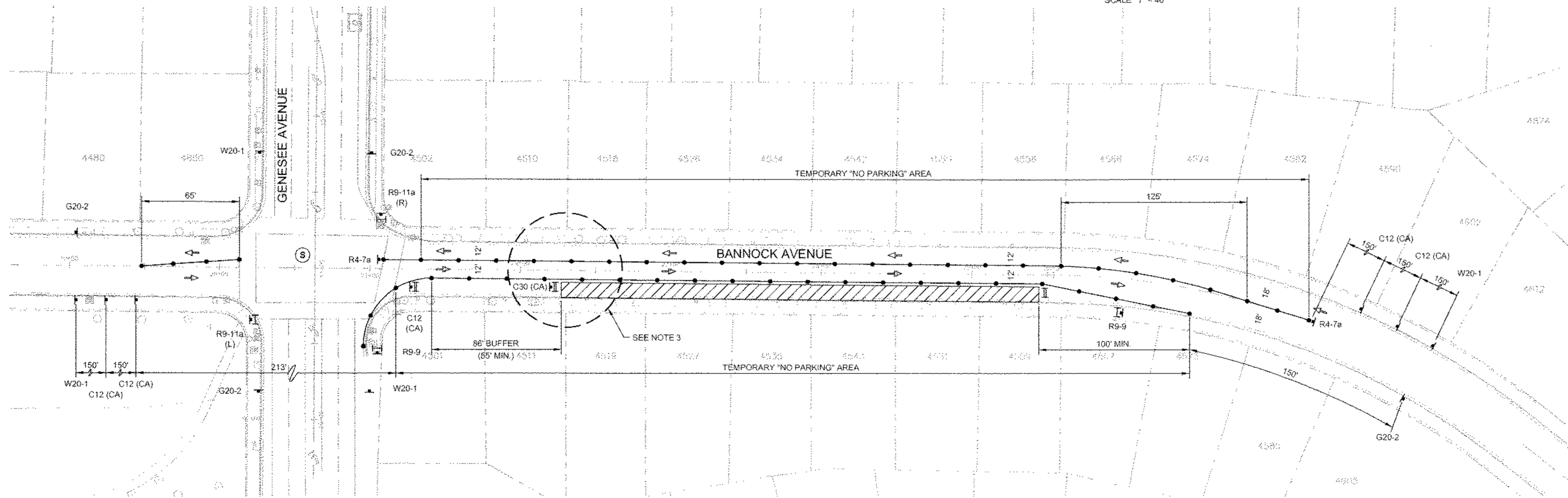
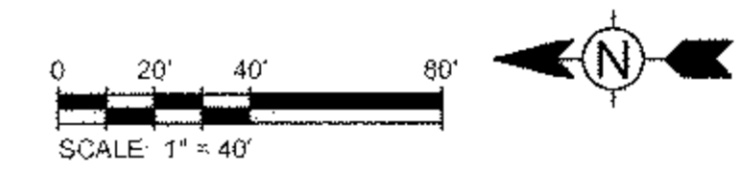
**T-2**

**NOTES**

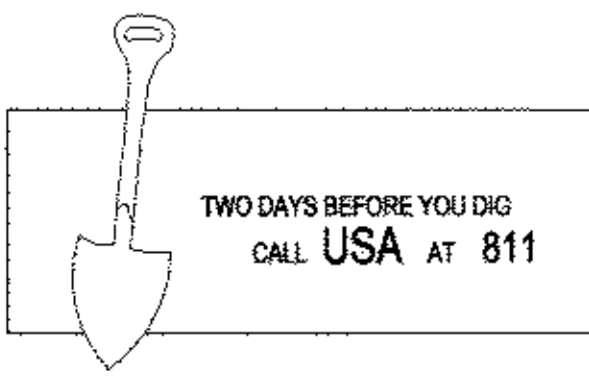
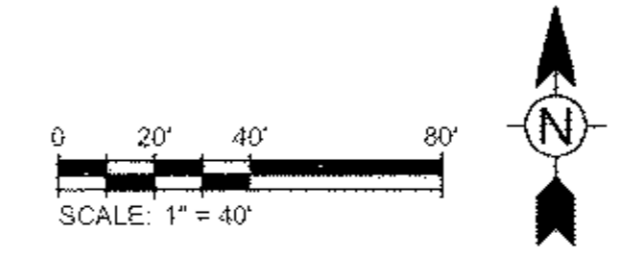
- 1 TRAFFIC CONTROL ELEMENTS ARE DESIGNED PER APPENDIX A OF THE SAN DIEGO REGIONAL STANDARDS. REFER TO TC-4 FOR RECOMMENDED SIGN SPACING, MINIMUM TAPER LENGTHS, MINIMUM BUFFER LENGTHS, AND MAXIMUM CHANNELIZER/COONE SPACING.
- 2 TRAVEL LANES SHALL HAVE A MINIMUM WIDTH OF 12 FEET PER APPENDIX A OF THE SAN DIEGO REGIONAL STANDARDS.
- 3 REFER TO SHEET T-11 FOR TRAFFIC CONTROL DURING CONSTRUCTION IN THIS AREA. UNDERDRAIN CROSSING SHALL BE CONSTRUCTED PRIOR TO THE SOUTH PHASE OF BANNOCK AVENUE SHOWN ON THIS SHEET.
- 4 SEE SHEET T-2 FOR PHASES I AND II OF THE INTERSECTION AT GENESSEE AVENUE AND CLAIREMONT MESA BOULEVARD
- 5 CONTRACTOR SHALL COORDINATE WITH TRAFFIC CONTROL AND SIGNAL SECTION (858-495-4741) A MINIMUM OF FIVE (5) WORKING DAYS PRIOR TO WORK AFFECTING A TRAFFIC SIGNAL. TRAFFIC SIGNAL TO REMAIN OPERATIONAL.



**GENESSEE AVE AND CLAIREMONT MESA BLVD INTERSECTION - PHASE III**



**BANNOCK AVENUE - PHASE I (SOUTH PHASE)**



**IMPORTANT NOTICE**  
 Section 4218/4217 of the Government Code requires a DigAlert Identification Number be issued before a "Permit to Excavate" will be valid. For your DigAlert I.D. Number call Underground Service Alert TOLL FREE 1-800-227-2800 Two working days before you dig.



T-3

PLANS PREPARED BY:

**TETRA TECH, INC.**  
 9444 Balboa Avenue, Suite 215  
 San Diego, CA 92123  
 (658) 268-5746 - phone, (658) 268-5809 - fax

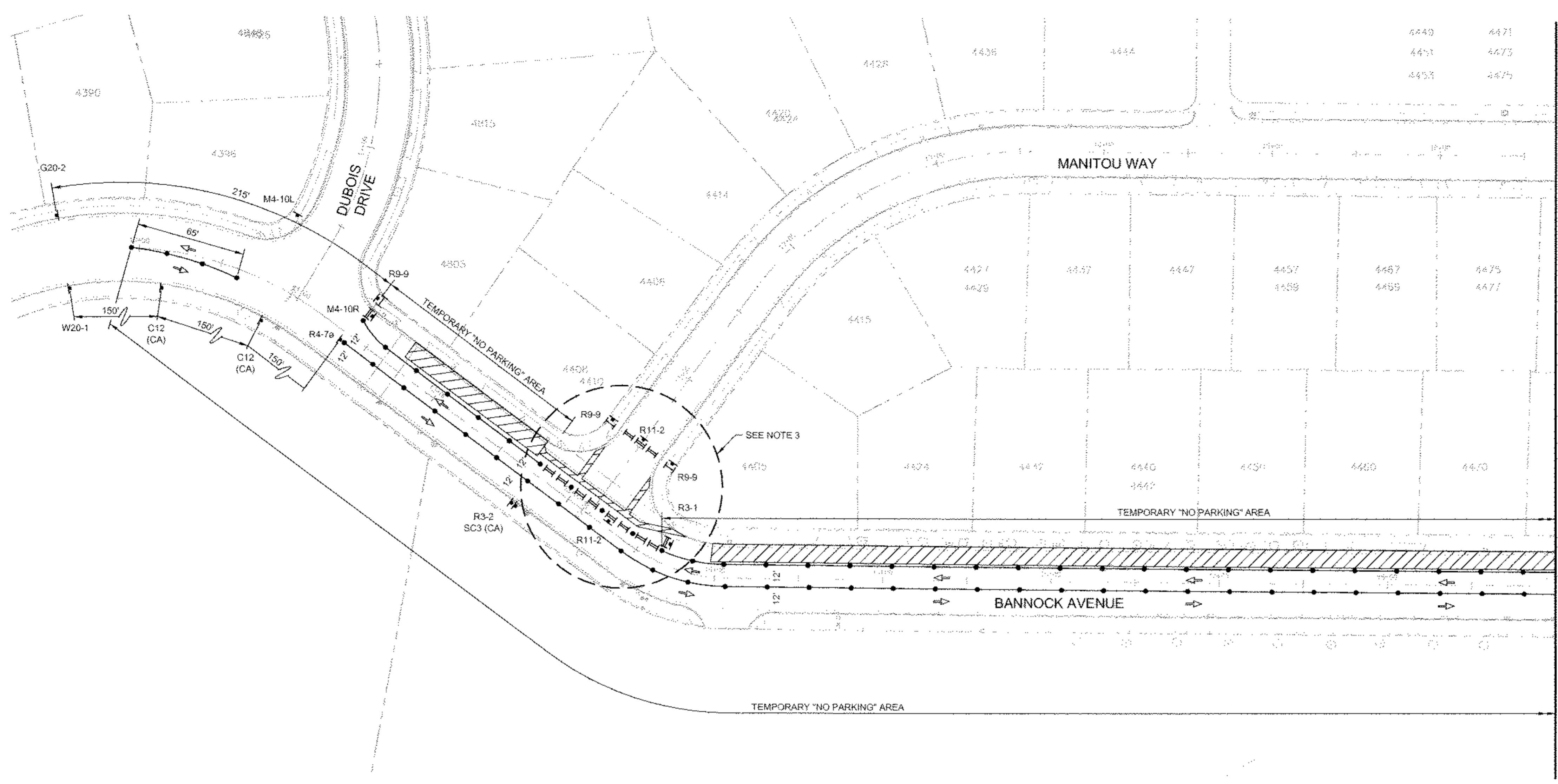
---

**BANNOCK AVENUE  
 STREETSCAPE ENHANCEMENTS  
 TRAFFIC CONTROL PLAN**

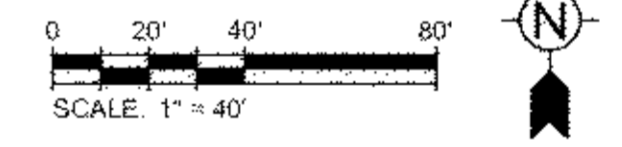
CITY OF SAN DIEGO, CALIFORNIA PUBLIC WORKS DEPARTMENT SHEET 3 OF 13 SHEETS		WBS NO. B-10027
FOR CITY ENGINEER <i>Ahmed Abouabneh</i>	DATE 11/29/2012	PROJECT MANAGER JEFF SORIANO
DESCRIPTION ORIGINAL	APPROVED TT	PROJECT ENGINEER RON FOX
		242-1707
		CCS27 COORDINATE
		6270994-1884089
		CCS83 COORDINATE
CONTRACTOR INSPECTOR	DATE STARTED DATE COMPLETED	36701-T3-D

11/14/2012

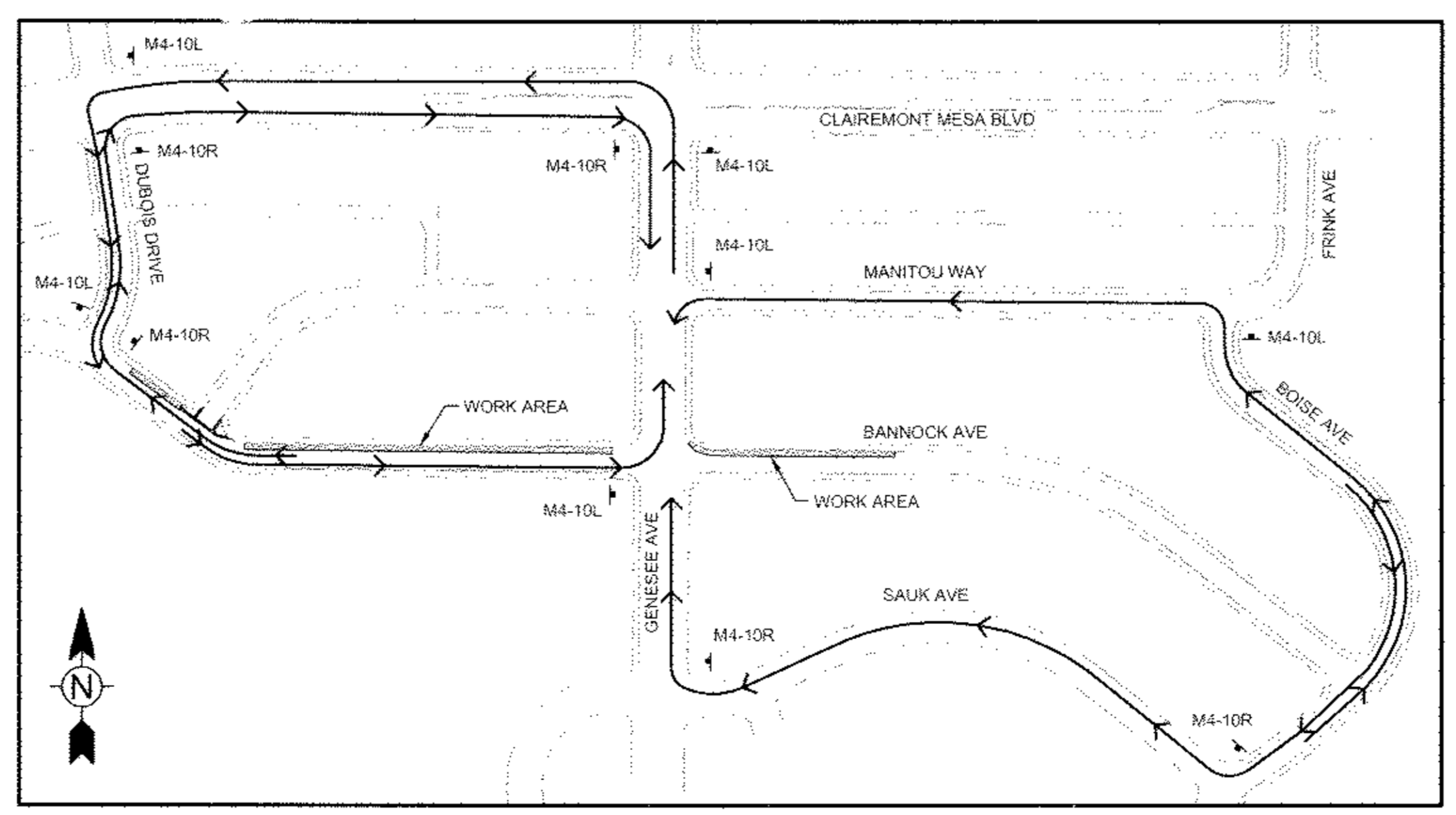
**BANNOCK AVENUE STREETSCAPE ENHANCEMENTS**



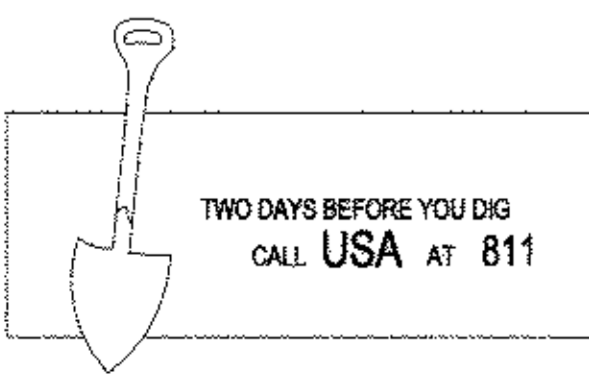
- NOTES**
- 1 TRAFFIC CONTROL ELEMENTS ARE DESIGNED PER APPENDIX A OF THE SAN DIEGO REGIONAL STANDARDS. REFER TO TC-4 FOR RECOMMENDED SIGN SPACING, MINIMUM TAPER LENGTHS, MINIMUM BUFFER LENGTHS, AND MAXIMUM CHANNELIZER/CONE SPACING.
  - 2 TRAVEL LANES SHALL HAVE A MINIMUM WIDTH OF 12 FEET PER APPENDIX A OF THE SAN DIEGO REGIONAL STANDARDS.
  - 3 ONCE ROAD WORK IS COMPLETE IN THIS AREA, OPEN INTERSECTION TO TRAFFIC.
  - 4 REFER TO DETOUR PLAN FOR DETOUR ROUTE AND SIGNS.



**BANNOCK AVENUE - PHASE II (NORTH PHASE)**



**DETOUR PLAN**



**IMPORTANT NOTICE**  
Section 42184.217 of the Government Code requires a DigAlert Identification Number be issued before a "Permit to Excavate" will be valid. For your DigAlert I.D. Number call Underground Service Alert TOLL FREE 1-800-227-2600 Two working days before you dig.



**T-4**

PLANS PREPARED BY:

**TETRA TECH, INC.**  
9444 Balboa Avenue, Suite 215  
San Diego, CA 92123  
(858) 268-5746 - phone, (858) 268-5809 - fax

**BANNOCK AVENUE  
STREETSCAPE ENHANCEMENTS  
TRAFFIC CONTROL PLAN**

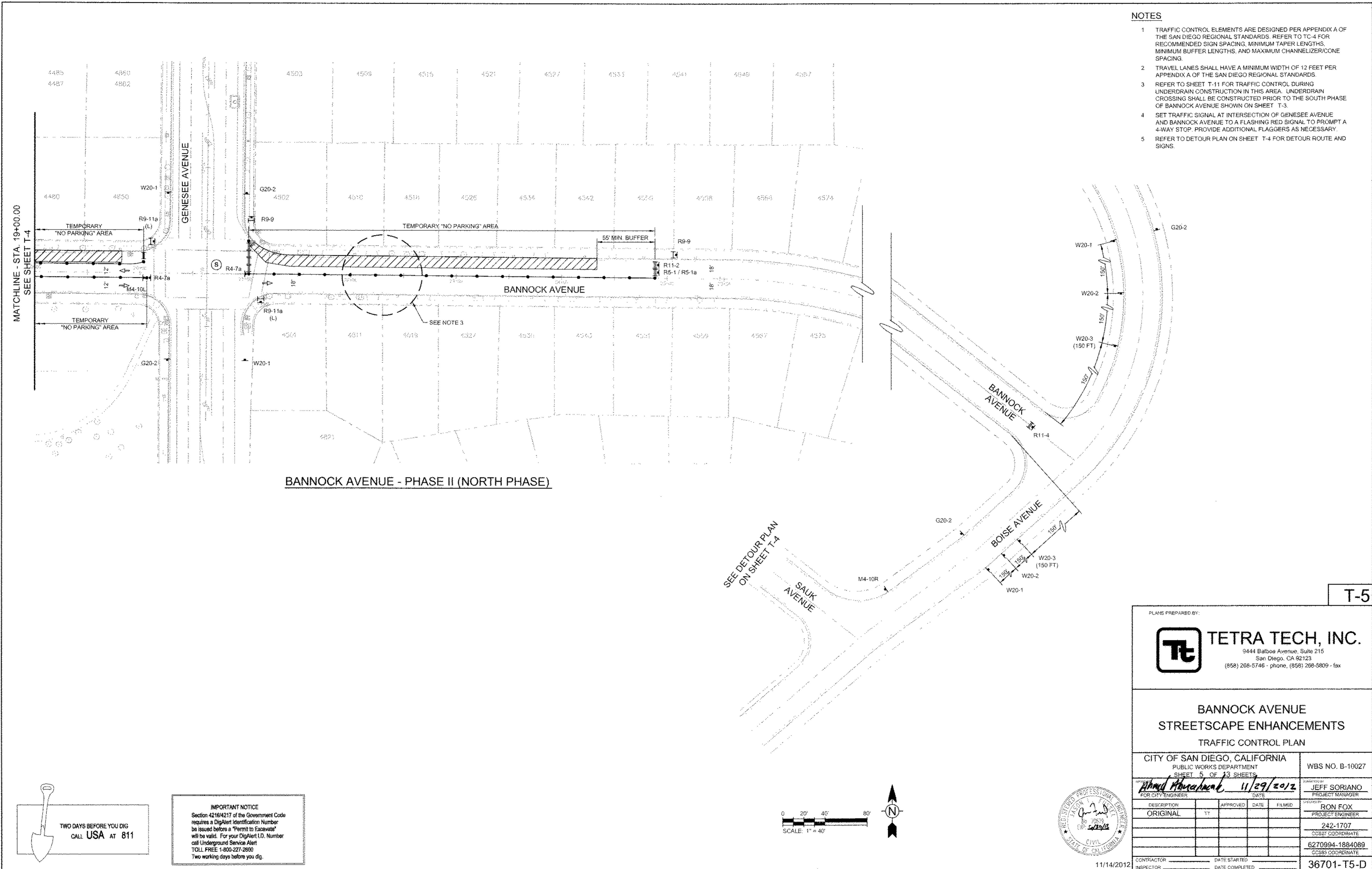
CITY OF SAN DIEGO, CALIFORNIA PUBLIC WORKS DEPARTMENT SHEET 4 OF 13 SHEETS		WBS NO. B-10027
FOR CITY ENGINEER <i>Abdul Hammad</i>	DATE 11/29/2012	PROJECT MANAGER JEFF SORIANO
DESCRIPTION ORIGINAL	APPROVED TT	DATE
PROJECT ENGINEER RON FOX		242-1707
CCS27 COORDINATE		6270994-1884089
CONTRACTOR		CC883 COORDINATE
INSPECTOR		36701-T4-D

11/14/2012

**BANNOCK AVENUE STREETSCAPE ENHANCEMENTS**

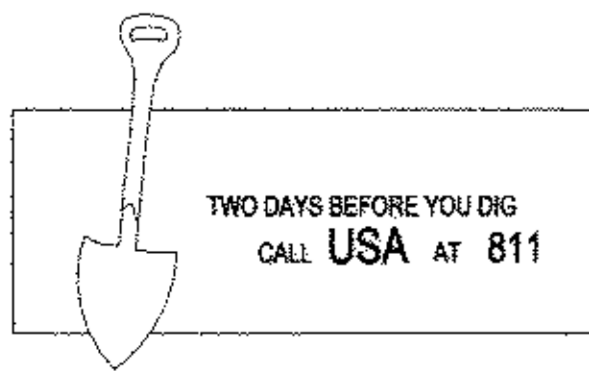
**NOTES**

- 1 TRAFFIC CONTROL ELEMENTS ARE DESIGNED PER APPENDIX A OF THE SAN DIEGO REGIONAL STANDARDS. REFER TO TC-4 FOR RECOMMENDED SIGN SPACING, MINIMUM TAPER LENGTHS, MINIMUM BUFFER LENGTHS, AND MAXIMUM CHANNELIZER/COONE SPACING.
- 2 TRAVEL LANES SHALL HAVE A MINIMUM WIDTH OF 12 FEET PER APPENDIX A OF THE SAN DIEGO REGIONAL STANDARDS.
- 3 REFER TO SHEET T-11 FOR TRAFFIC CONTROL DURING UNDERDRAIN CONSTRUCTION IN THIS AREA. UNDERDRAIN CROSSING SHALL BE CONSTRUCTED PRIOR TO THE SOUTH PHASE OF BANNOCK AVENUE SHOWN ON SHEET T-3.
- 4 SET TRAFFIC SIGNAL AT INTERSECTION OF GENESEE AVENUE AND BANNOCK AVENUE TO A FLASHING RED SIGNAL TO PROMPT A 4-WAY STOP. PROVIDE ADDITIONAL FLAGGERS AS NECESSARY.
- 5 REFER TO DETOUR PLAN ON SHEET T-4 FOR DETOUR ROUTE AND SIGNS.

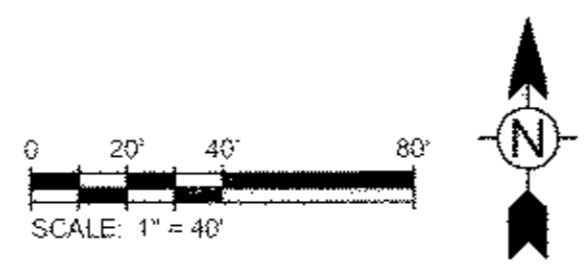



**BANNOCK AVENUE - PHASE II (NORTH PHASE)**

T-5



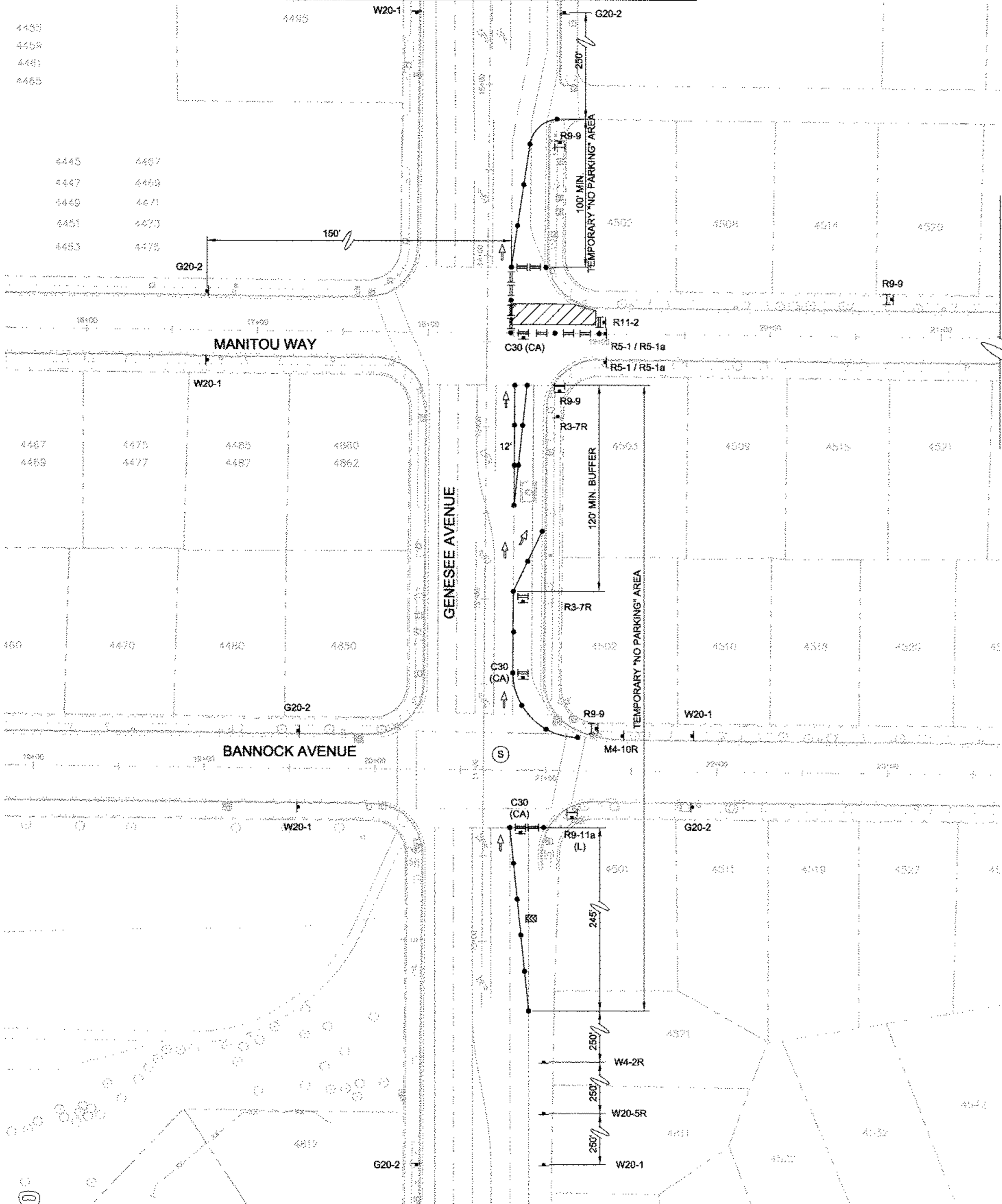
**IMPORTANT NOTICE**  
 Section 4216/4217 of the Government Code requires a DigAlert Identification Number be issued before a "Permit to Excavate" will be valid. For your DigAlert I.D. Number call Underground Service Alert TOLL FREE 1-800-227-2600 Two working days before you dig.



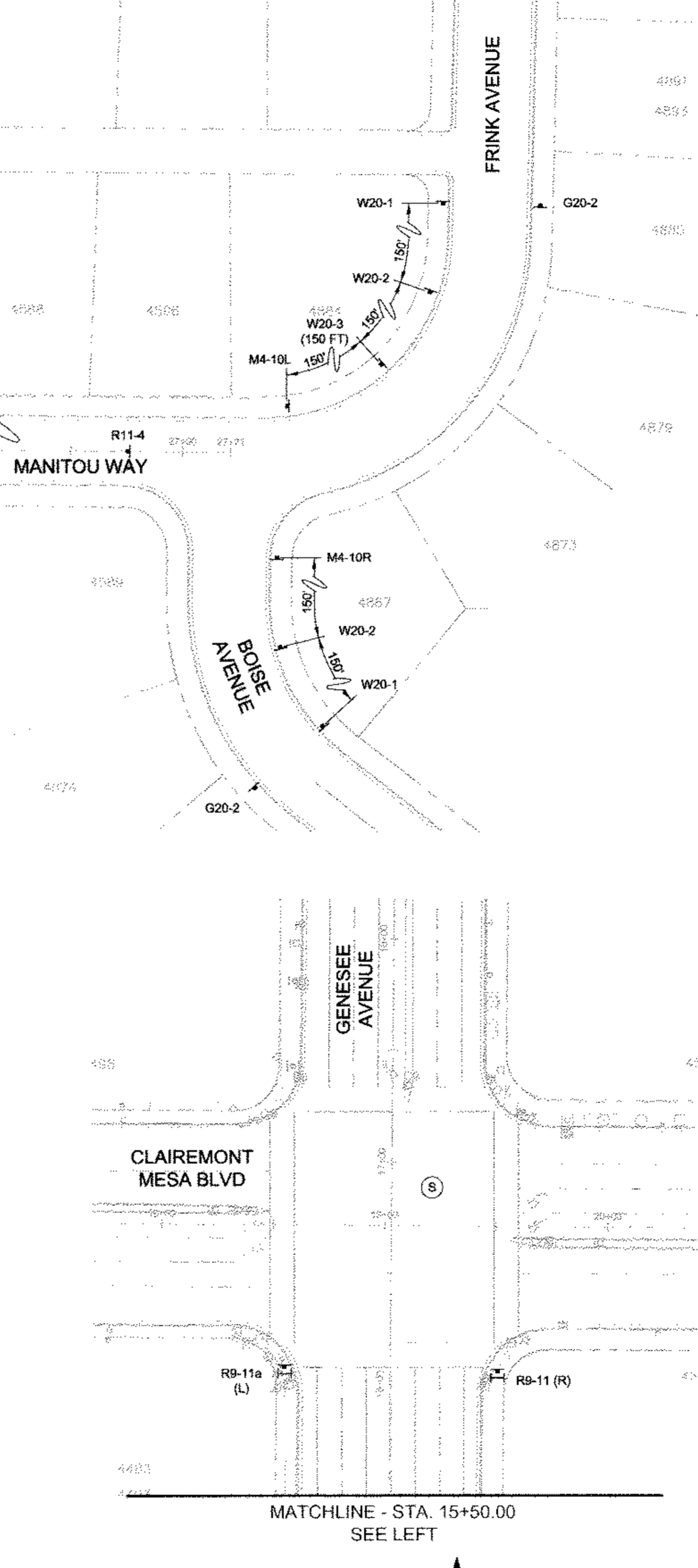
PLANS PREPARED BY:		 <b>TETRA TECH, INC.</b> 9444 Balboa Avenue, Suite 215 San Diego, CA 92123 (858) 268-5746 - phone, (858) 268-5809 - fax	
<b>BANNOCK AVENUE                  STREETSCAPE ENHANCEMENTS                  TRAFFIC CONTROL PLAN</b>			
CITY OF SAN DIEGO, CALIFORNIA PUBLIC WORKS DEPARTMENT SHEET 5 OF 13 SHEETS		WBS NO. B-10027	
FOR CITY ENGINEER	APPROVED	DATE	FILMED
<i>Ahmed Hameed</i>	<i>Jeff Soriano</i>	11/29/2012	
DESCRIPTION	APPROVED	DATE	FILMED
ORIGINAL	1T		
PROJECT MANAGER		PROJECT ENGINEER	
JEFF SORIANO		RON FOX	
242-1707		6270994-1884089	
CONTRACTOR		DATE STARTED	
INSPECTOR		DATE COMPLETED	
		36701-T5-D	

BANNOCK AVENUE STREETSCAPE ENHANCEMENTS

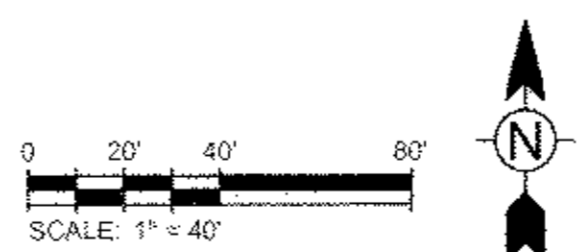
SEE RIGHT  
MATCHLINE - STA. 15+50.00



GENESEE AVE AND MANITOU WAY INTERSECTION - PHASE I

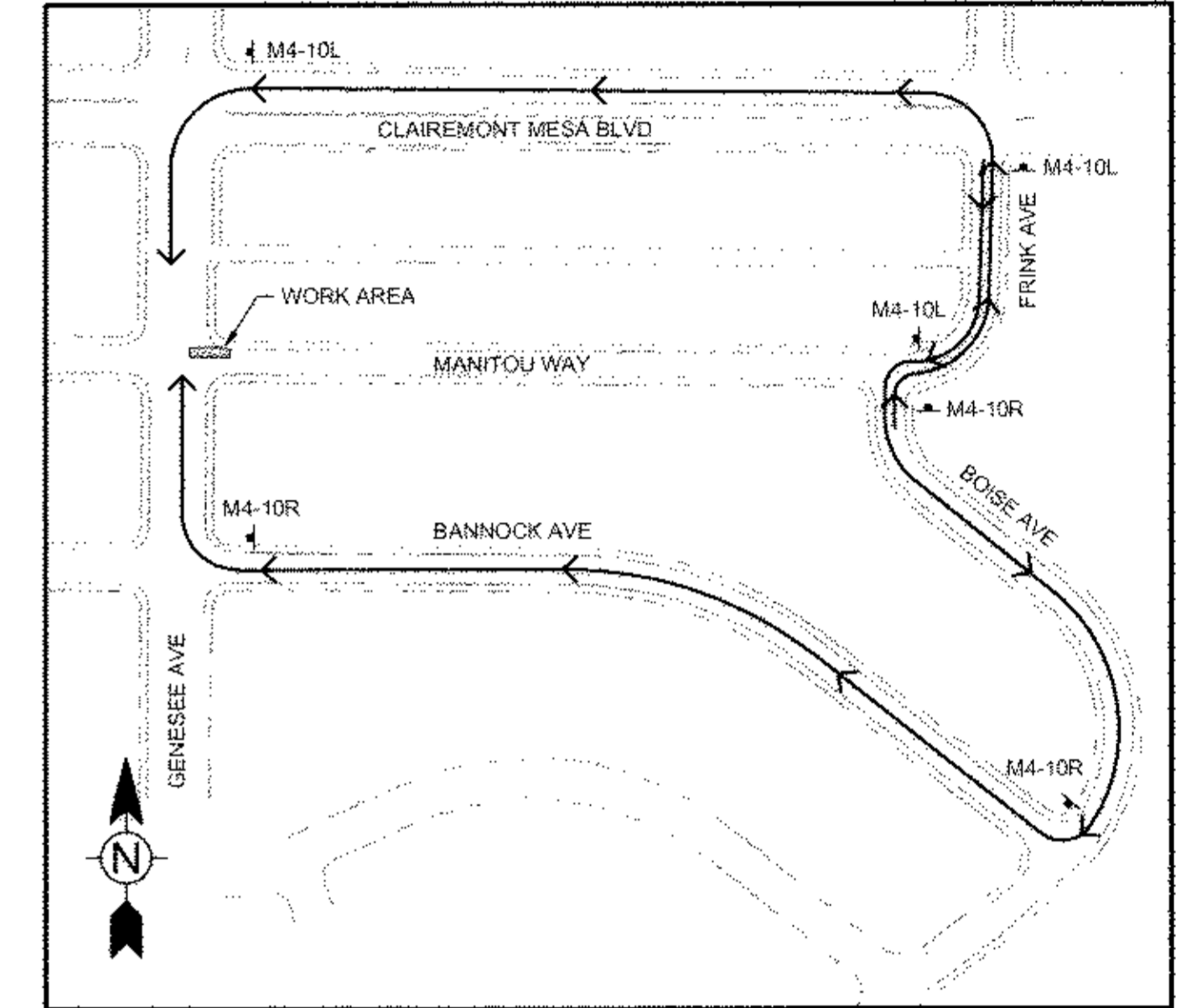


MATCHLINE - STA. 15+50.00  
SEE LEFT

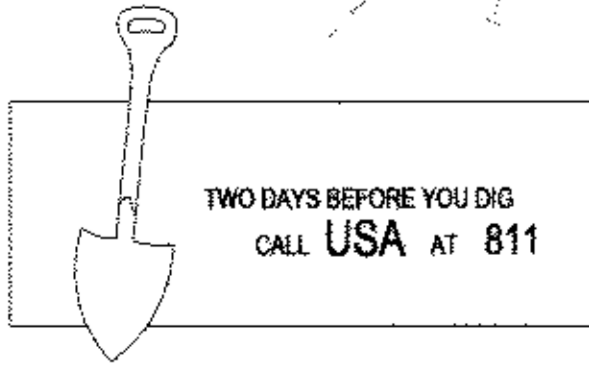


NOTES

- 1 TRAFFIC CONTROL ELEMENTS ARE DESIGNED PER APPENDIX A OF THE SAN DIEGO REGIONAL STANDARDS. REFER TO TC-4 FOR RECOMMENDED SIGN SPACING, MINIMUM TAPER LENGTHS, MINIMUM BUFFER LENGTHS, AND MAXIMUM CHANNELIZER/CONE SPACING.
- 2 TRAVEL LANES SHALL HAVE A MINIMUM WIDTH OF 12 FEET PER APPENDIX A OF THE SAN DIEGO REGIONAL STANDARDS.
- 3 SEE SHEET T-7 FOR PHASE II AND SHEET T-8 FOR PHASE III
- 4 PROVIDE A 4-WAY STOP AT THE INTERSECTION OF GENESEE AVENUE AND MANITOU WAY. PROVIDE ADDITIONAL FLAGGERS AS NECESSARY.
- 5 CONTRACTOR SHALL COORDINATE WITH TRAFFIC CONTROL AND SIGNAL SECTION (858-495-4741) A MINIMUM OF FIVE (5) WORKING DAYS PRIOR TO WORK AFFECTING A TRAFFIC SIGNAL. TRAFFIC SIGNAL TO REMAIN OPERATIONAL.
- 6 REFER TO DETOUR PLAN FOR DETOUR ROUTE AND SIGNS



DETOUR PLAN



**IMPORTANT NOTICE**  
Section 4216/4217 of the Government Code requires a DigAlert Identification Number be issued before a "Permit to Excavate" will be valid. For your DigAlert I.D. Number call Underground Service Alert TOLL FREE 1-800-227-2800 Two working days before you dig.

T-6

PLANS PREPARED BY:		<b>TETRA TECH, INC.</b> 9444 Balboa Avenue, Suite 215 San Diego, CA 92123 (858) 268-5746 - phone, (858) 268-5809 - fax	
<b>BANNOCK AVENUE STREETSCAPE ENHANCEMENTS TRAFFIC CONTROL PLAN</b>			
CITY OF SAN DIEGO, CALIFORNIA PUBLIC WORKS DEPARTMENT SHEET 6 OF 13 SHEETS		WBS NO. B-10027	
FOR CITY ENGINEER	DATE	APPROVED	PROJECT MANAGER
<i>Ahmed Abuwaik</i>	11/29/2012		JEFF SORIANO
DESCRIPTION	APPROVED	DATE	FILED
ORIGINAL	TT		
		PROJECT ENGINEER	
		242-1707	
		CGS27 COORDINATE	
		6270994-1884089	
		OCS83 COORDINATE	
		36701-T6-D	
CONTRACTOR	DATE STARTED	INSPECTOR	
		DATE COMPLETED	

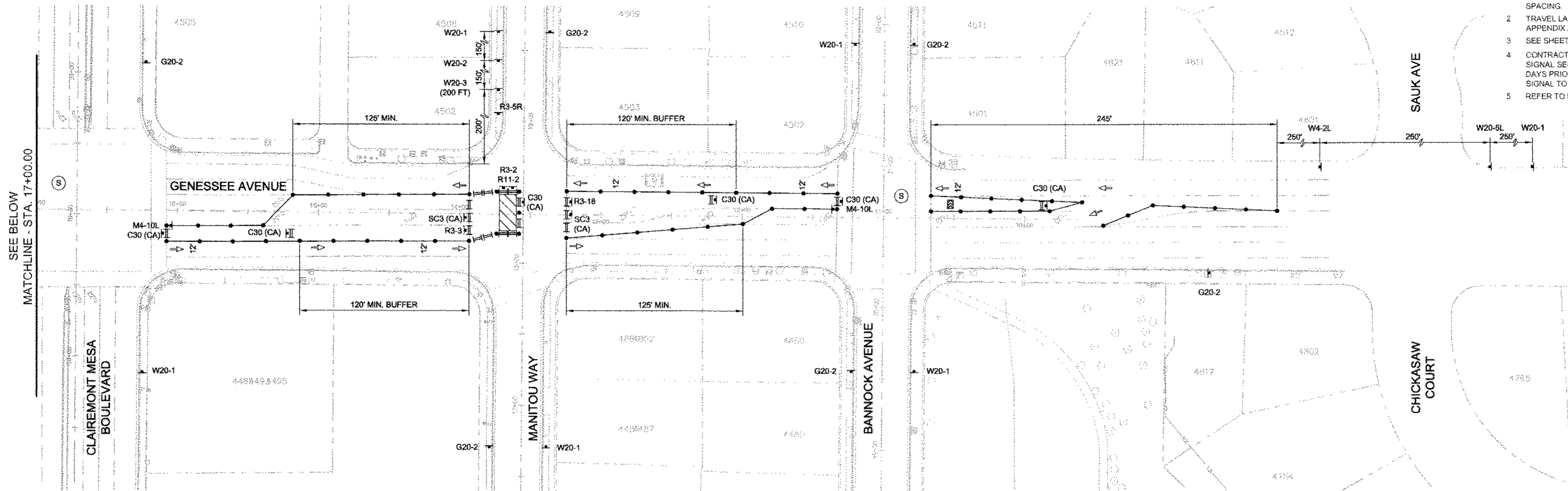


11/14/2012

BANNOCK AVENUE STREETSCAPE ENHANCEMENTS

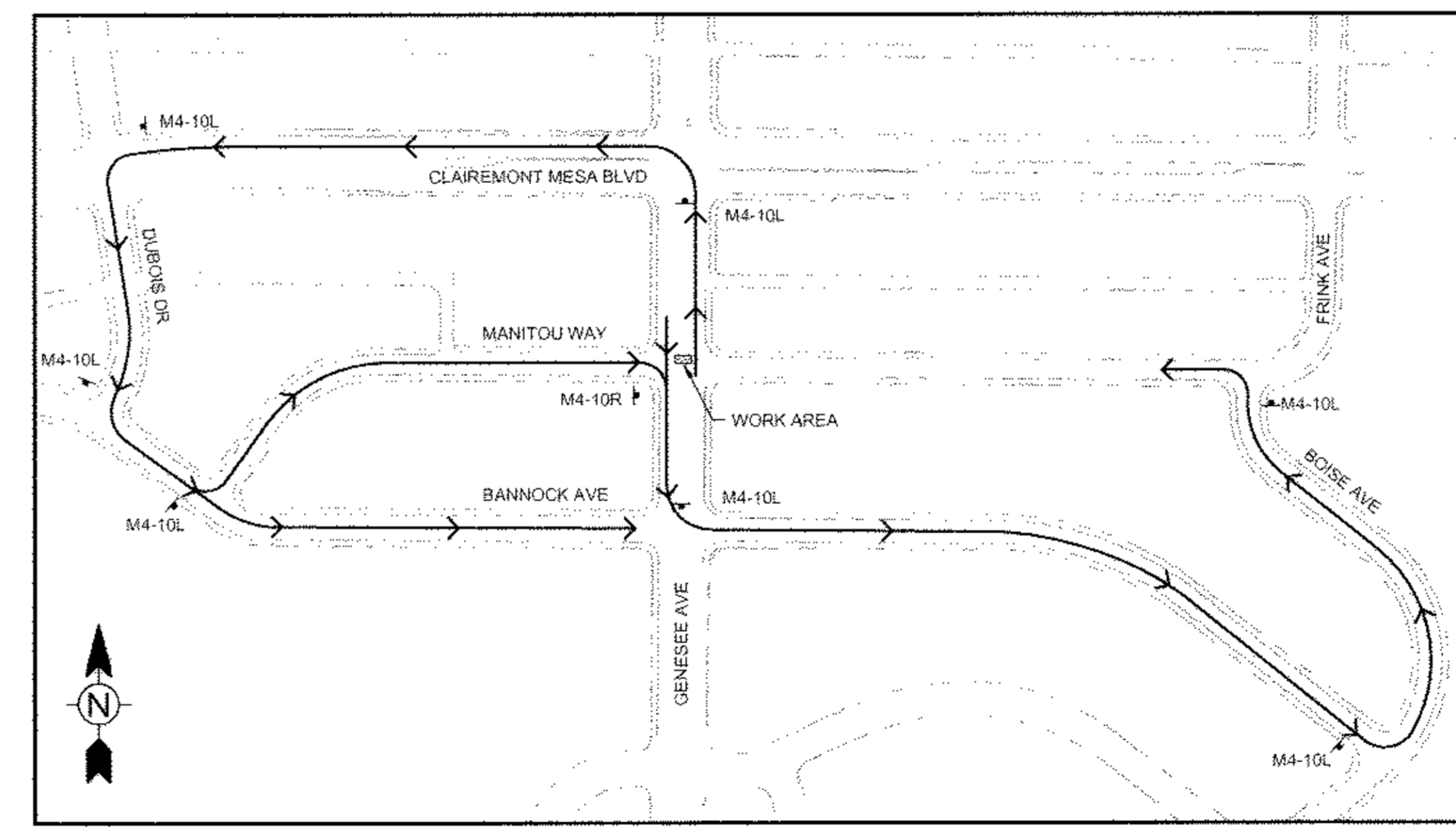
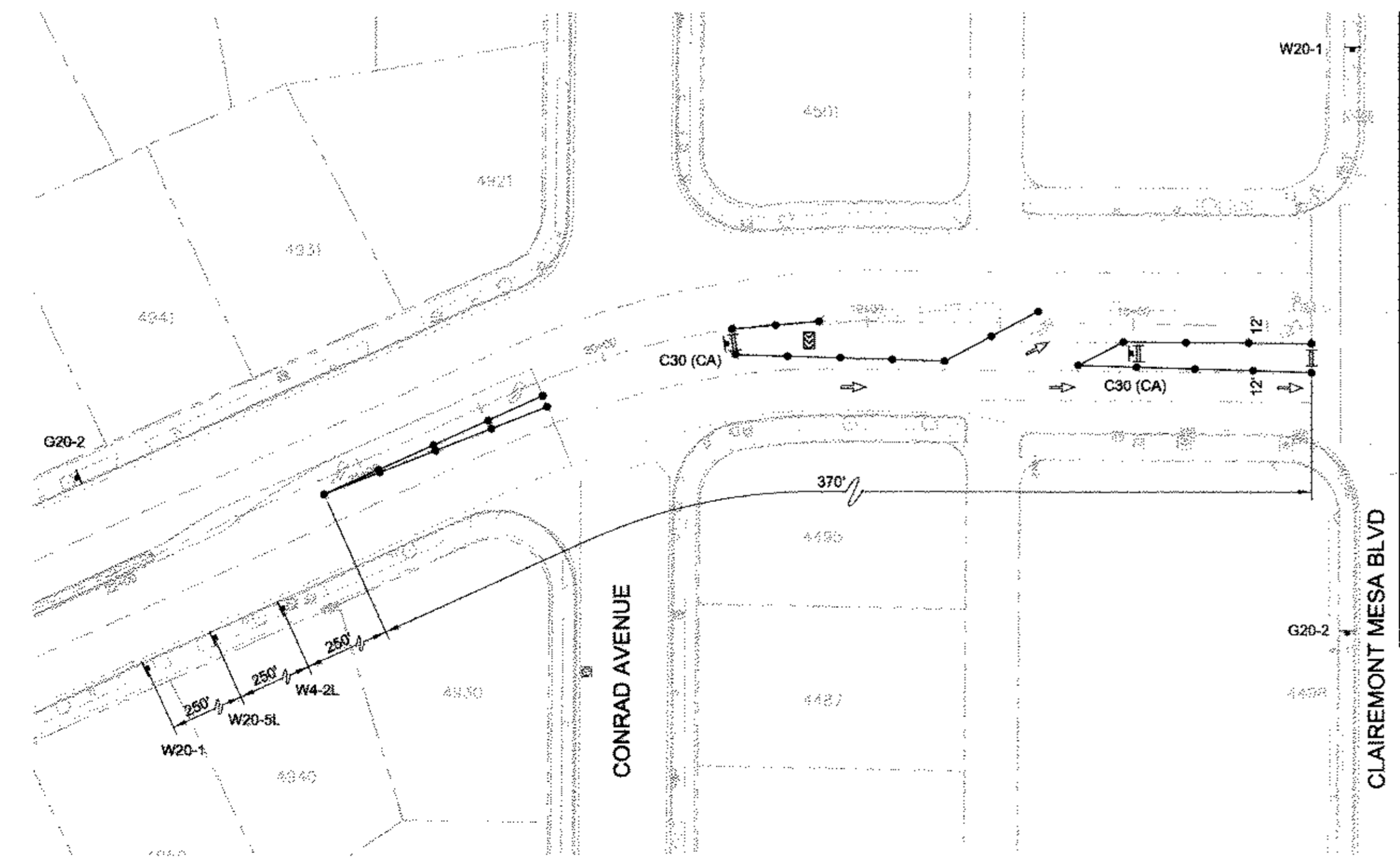
**NOTES**

- 1 TRAFFIC CONTROL ELEMENTS ARE DESIGNED PER APPENDIX A OF THE SAN DIEGO REGIONAL STANDARDS. REFER TO TC-4 FOR RECOMMENDED SIGN SPACING, MINIMUM TAPER LENGTHS, MINIMUM BUFFER LENGTHS, AND MAXIMUM CHANNELIZER/CONE SPACING.
- 2 TRAVEL LANES SHALL HAVE A MINIMUM WIDTH OF 12 FEET PER APPENDIX A OF THE SAN DIEGO REGIONAL STANDARDS.
- 3 SEE SHEET T-6 FOR PHASE I AND SHEET T-8 FOR PHASE III
- 4 CONTRACTOR SHALL COORDINATE WITH TRAFFIC CONTROL AND SIGNAL SECTION (858-495-4741) A MINIMUM OF FIVE (5) WORKING DAYS PRIOR TO WORK AFFECTING A TRAFFIC SIGNAL. TRAFFIC SIGNAL TO REMAIN OPERATIONAL.
- 5 REFER TO DETOUR PLAN FOR DETOUR ROUTE AND SIGNS



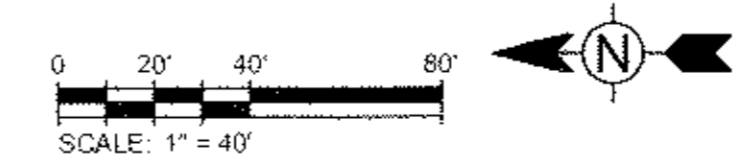
SEE BELOW  
MATCHLINE - STA. 17+00.00

SEE ABOVE  
MATCHLINE - STA. 17+00.00



**DETOUR PLAN**

**GENESEE AVE AND MANITOU WAY INTERSECTION - PHASE II**



11/14/2012

**TWO DAYS BEFORE YOU DIG**  
CALL USA AT 811

**IMPORTANT NOTICE**  
Section 4216/4217 of the Government Code requires a DigAlert Identification Number be issued before a "Permit to Excavate" will be valid. For your DigAlert I.D. Number call Underground Service Alert TOLL FREE 1-800-227-2690 Two working days before you dig.

**T-7**

PLANS PREPARED BY:

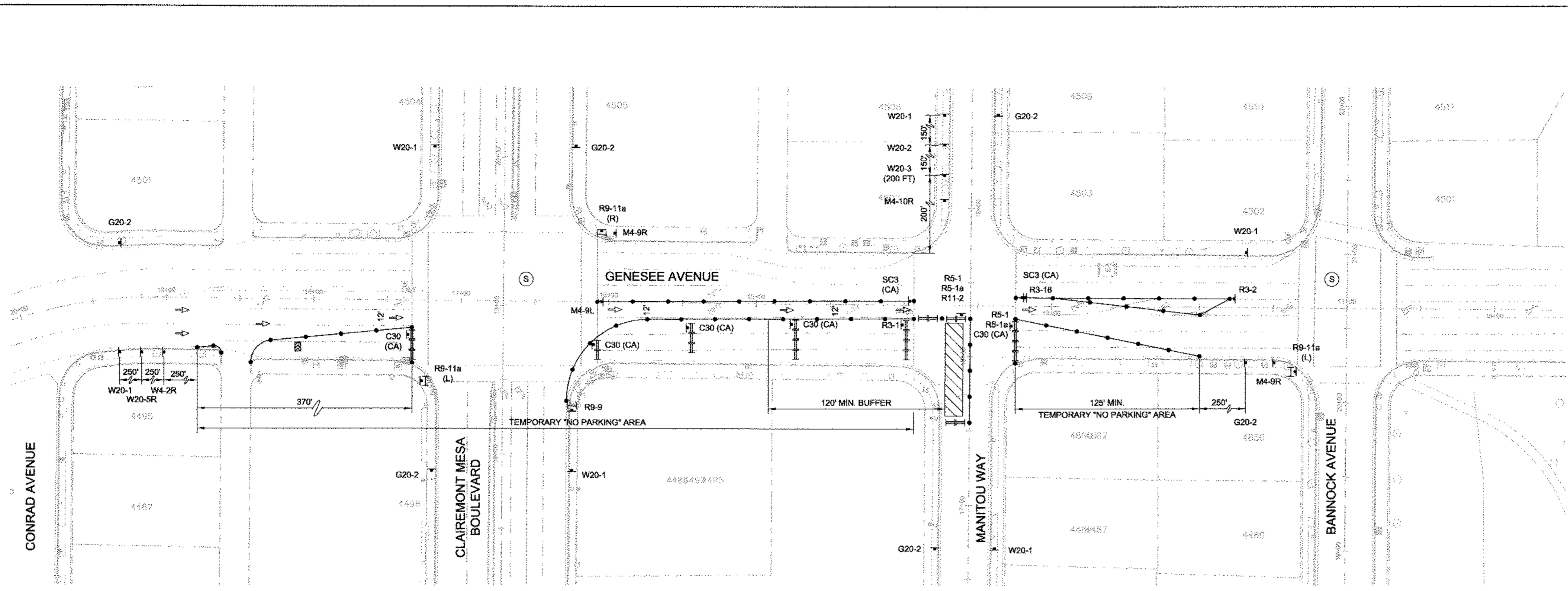


**TETRA TECH, INC.**  
9444 Balboa Avenue, Suite 215  
San Diego, CA 92123  
(858) 266-5746 - phone, (858) 268-5809 - fax

**BANNOCK AVENUE  
STREETSCAPE ENHANCEMENTS  
TRAFFIC CONTROL PLAN**

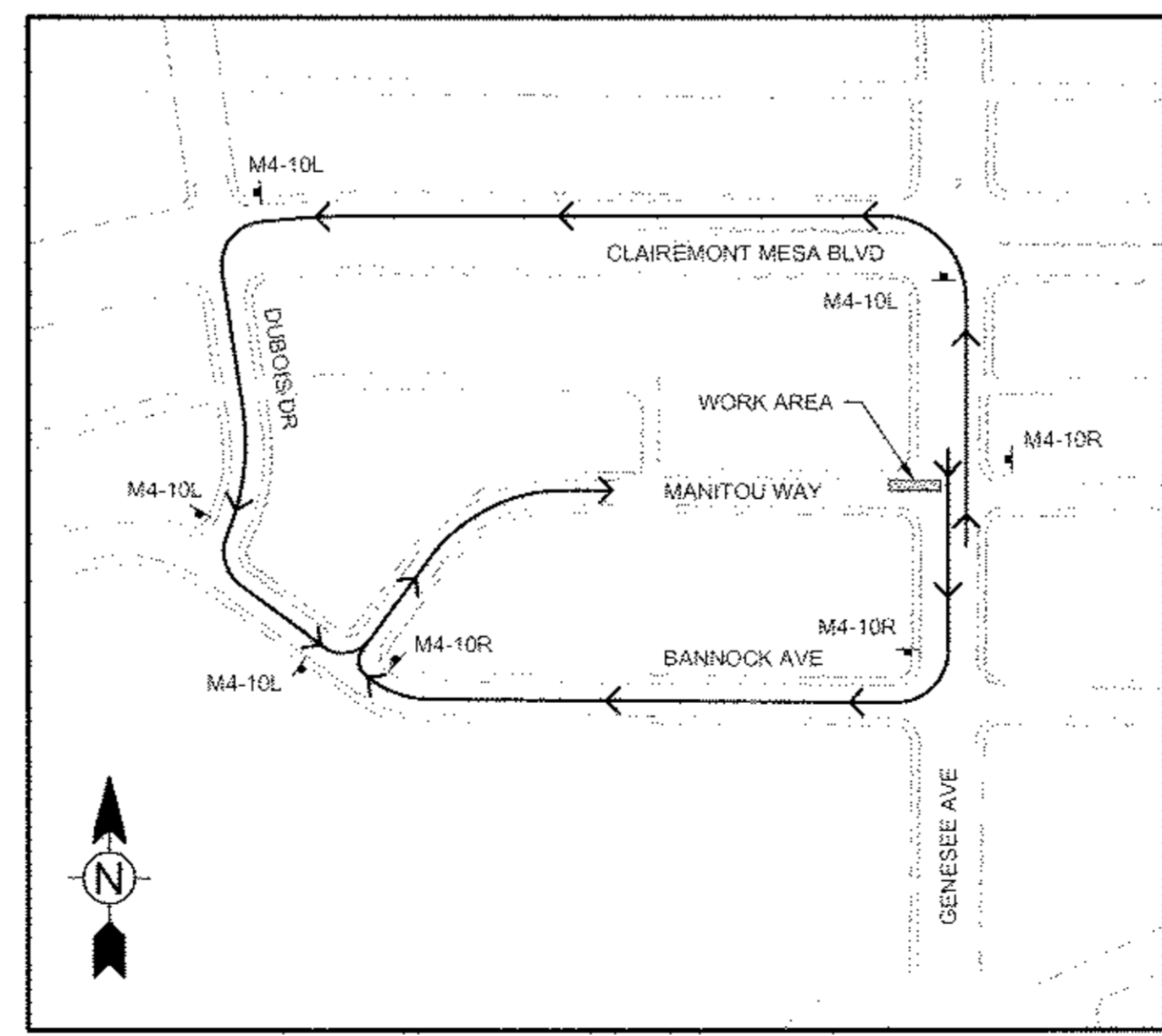
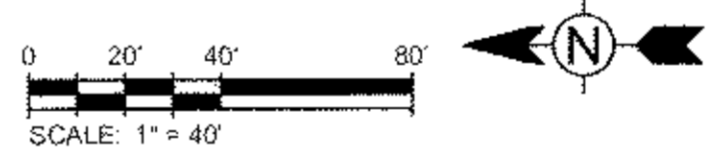
CITY OF SAN DIEGO, CALIFORNIA PUBLIC WORKS DEPARTMENT SHEET 7 OF 13 SHEETS				WBS NO. B-10027
FOR CITY ENGINEER	APPROVED	DATE	FILED	PROJECT MANAGER
<i>Aliamed Abuwahab</i>		11/29/2012		JEFF SORIANO
DESCRIPTION	APPROVED	DATE	FILED	PROJECT ENGINEER
ORIGINAL	IT			RON FOX
				PROJECT ENGINEER
				242-1707
				CCS27 COORDINATOR
				6270994-1884089
				CCS83 COORDINATOR
CONTRACTOR	DATE STARTED			36701-T7-D
INSPECTOR	DATE COMPLETED			

**BANNOCK AVENUE STREETSCAPE ENHANCEMENTS**

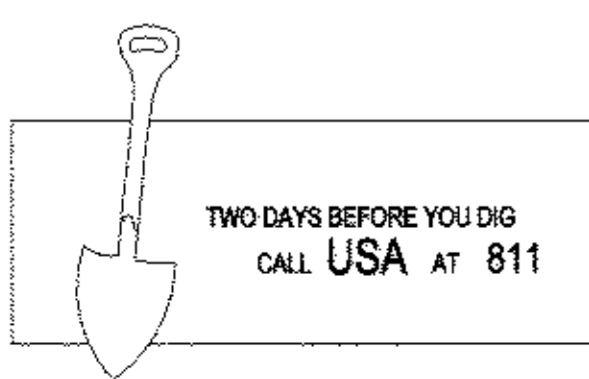


- NOTES**
- 1 TRAFFIC CONTROL ELEMENTS ARE DESIGNED PER APPENDIX A OF THE SAN DIEGO REGIONAL STANDARDS. REFER TO TC-4 FOR RECOMMENDED SIGN SPACING, MINIMUM TAPER LENGTHS, MINIMUM BUFFER LENGTHS, AND MAXIMUM CHANNELIZER/CONE SPACING.
  - 2 TRAVEL LANES SHALL HAVE A MINIMUM WIDTH OF 12 FEET PER APPENDIX A OF THE SAN DIEGO REGIONAL STANDARDS.
  - 3 SEE SHEET T-6 FOR PHASE I AND T-7 FOR PHASE II.
  - 4 CONTRACTOR SHALL COORDINATE WITH TRAFFIC CONTROL AND SIGNAL SECTION (858-495-4741) A MINIMUM OF FIVE (5) WORKING DAYS PRIOR TO WORK AFFECTING A TRAFFIC SIGNAL. TRAFFIC SIGNAL TO REMAIN OPERATIONAL.
  - 5 REFER TO DETOUR PLAN FOR DETOUR ROUTE AND SIGNS

**GENESEE AVE AND MANITOU WAY INTERSECTION - PHASE III**



**DETOUR PLAN**



**IMPORTANT NOTICE**  
 Section 4216/4217 of the Government Code requires a DigAlert Identification Number be issued before a "Permit to Excavate" will be valid. For your DigAlert I.D. Number call Underground Service Alert TOLL FREE 1-800-227-2600 Two working days before you dig.



**T-8**

PLANS PREPARED BY

**TETRA TECH, INC.**  
 9444 Balboa Avenue, Suite 215  
 San Diego, CA 92123  
 (658) 268-5746 - phone, (658) 268-5809 - fax

**BANNOCK AVENUE  
 STREETSCAPE ENHANCEMENTS  
 TRAFFIC CONTROL PLAN**

CITY OF SAN DIEGO, CALIFORNIA PUBLIC WORKS DEPARTMENT SHEET 8 OF 13 SHEETS		WBS NO. B-10027
FOR CITY ENGINEER <i>Abraham</i> 11/29/2012		APPROVED BY: <b>JEFF SORIANO</b> PROJECT MANAGER
DESCRIPTION	APPROVED	DATE
ORIGINAL	TT	
CONTRACTOR	DATE STARTED	11/14/2012
INSPECTOR	DATE COMPLETED	

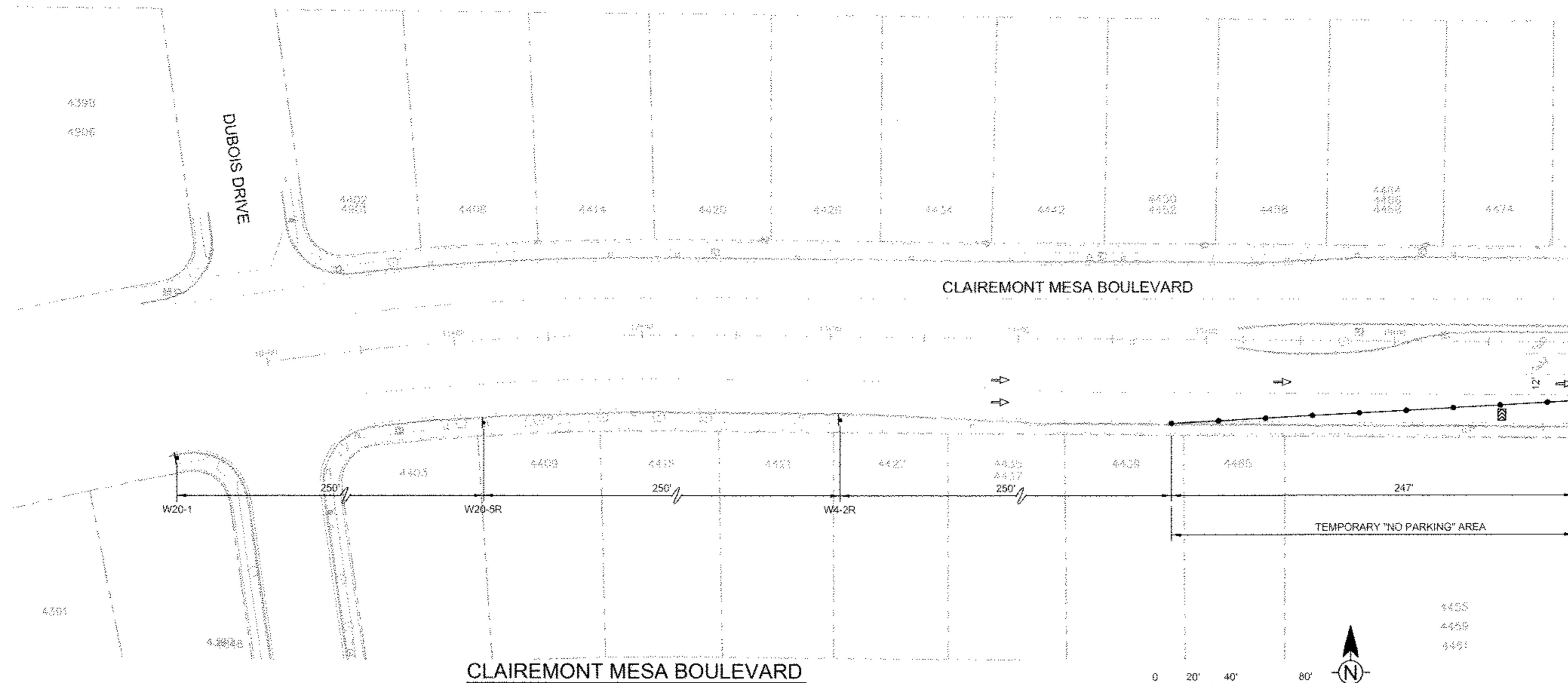
PROJECT ENGINEER: **RON FOX**  
242-1707  
CCS27 COORDINATE: 6270994-1884089  
CCS83 COORDINATE: 36701-T8-D

**BANNOCK AVENUE STREETSCAPE ENHANCEMENTS**

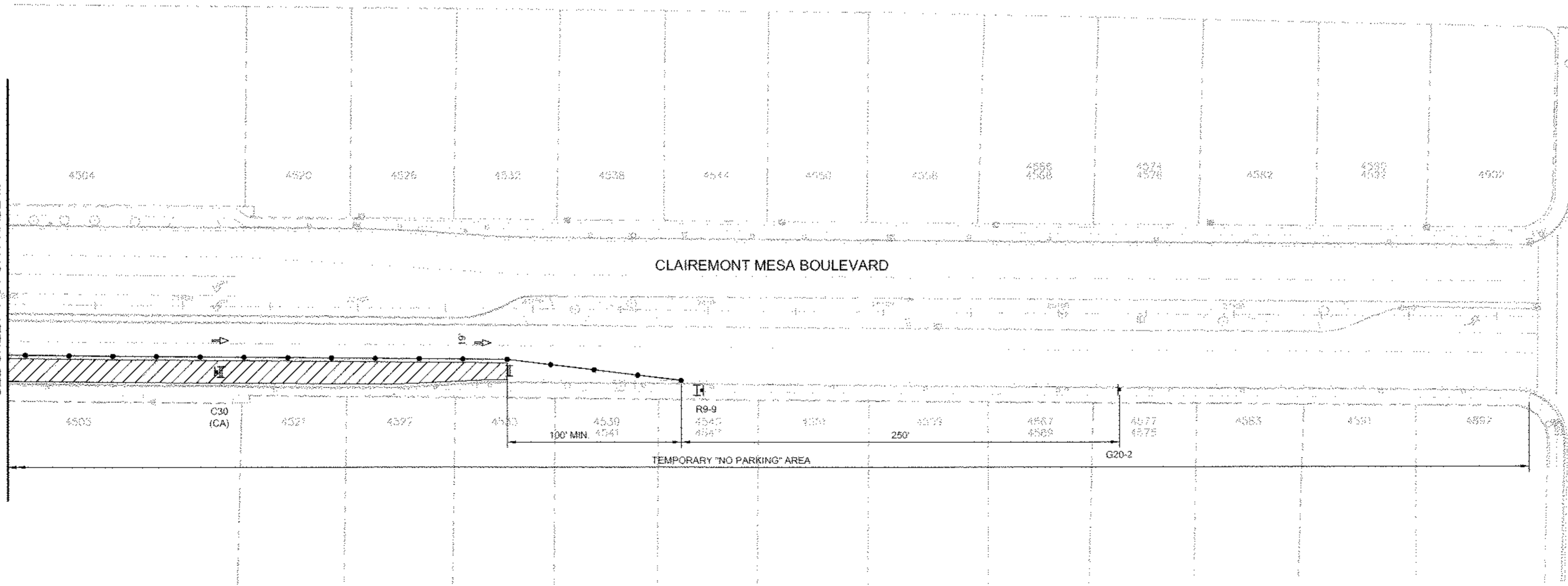


**NOTES**

- 1 TRAFFIC CONTROL ELEMENTS ARE DESIGNED PER APPENDIX A OF THE SAN DIEGO REGIONAL STANDARDS. REFER TO TC-4 FOR RECOMMENDED SIGN SPACING, MINIMUM TAPER LENGTHS, MINIMUM BUFFER LENGTHS, AND MAXIMUM CHANNELIZER/CONE SPACING.
- 2 TRAVEL LANES SHALL HAVE A MINIMUM WIDTH OF 12 FEET PER APPENDIX A OF THE SAN DIEGO REGIONAL STANDARDS.
- 3 SEE SHEETS T-2 AND T-3 FOR TRAFFIC CONTROL WITHIN THE INTERSECTION OF GENESSEE AVENUE AND CLAIREMONT MESA BOULEVARD



MATCHLINE - STA. 17+00.00  
SEE SHEET T-2 FOR PHASES I AND II  
SEE SHEET T-3 FOR PHASE III



MATCHLINE - STA. 20+00.00  
SEE SHEET T-2 FOR PHASES I AND II  
SEE SHEET T-3 FOR PHASE III

FRINK AVENUE

T-9

PLANS PREPARED BY:		<b>TETRA TECH, INC.</b> 9444 Balboa Avenue, Suite 215 San Diego, CA 92123 (858) 268-5746 - phone, (858) 268-5809 - fax	
<b>BANNOCK AVENUE STREETSCAPE ENHANCEMENTS TRAFFIC CONTROL PLAN</b>			
CITY OF SAN DIEGO, CALIFORNIA PUBLIC WORKS DEPARTMENT SHEET 9 OF 13 SHEETS		WBS NO. B-10027	
FOR CITY ENGINEER	DATE	APPROVED BY	PROJECT MANAGER
<i>Harold Hernandez</i>	11/29/2012	<i>Jeff Soriano</i>	JEFF SORIANO
DESCRIPTION	APPROVED	DATE	FILMED
ORIGINAL	11		
PROJECT ENGINEER		242-1707	
PROJECT ENGINEER		CCS27 COORDINATE	
PROJECT ENGINEER		6270994-1884089	
PROJECT ENGINEER		CCS83 COORDINATE	
CONTRACTOR	DATE STARTED	INSPECTOR	DATE COMPLETED
			36701-T9-D

 **TWO DAYS BEFORE YOU DIG  
CALL USA AT 811**

**IMPORTANT NOTICE**  
Section 4216/4217 of the Government Code requires a DigAlert Identification Number be issued before a "Permit to Excavate" will be valid. For your DigAlert I.D. Number call Underground Service Alert TOLL FREE 1-800-227-2800 Two working days before you dig.

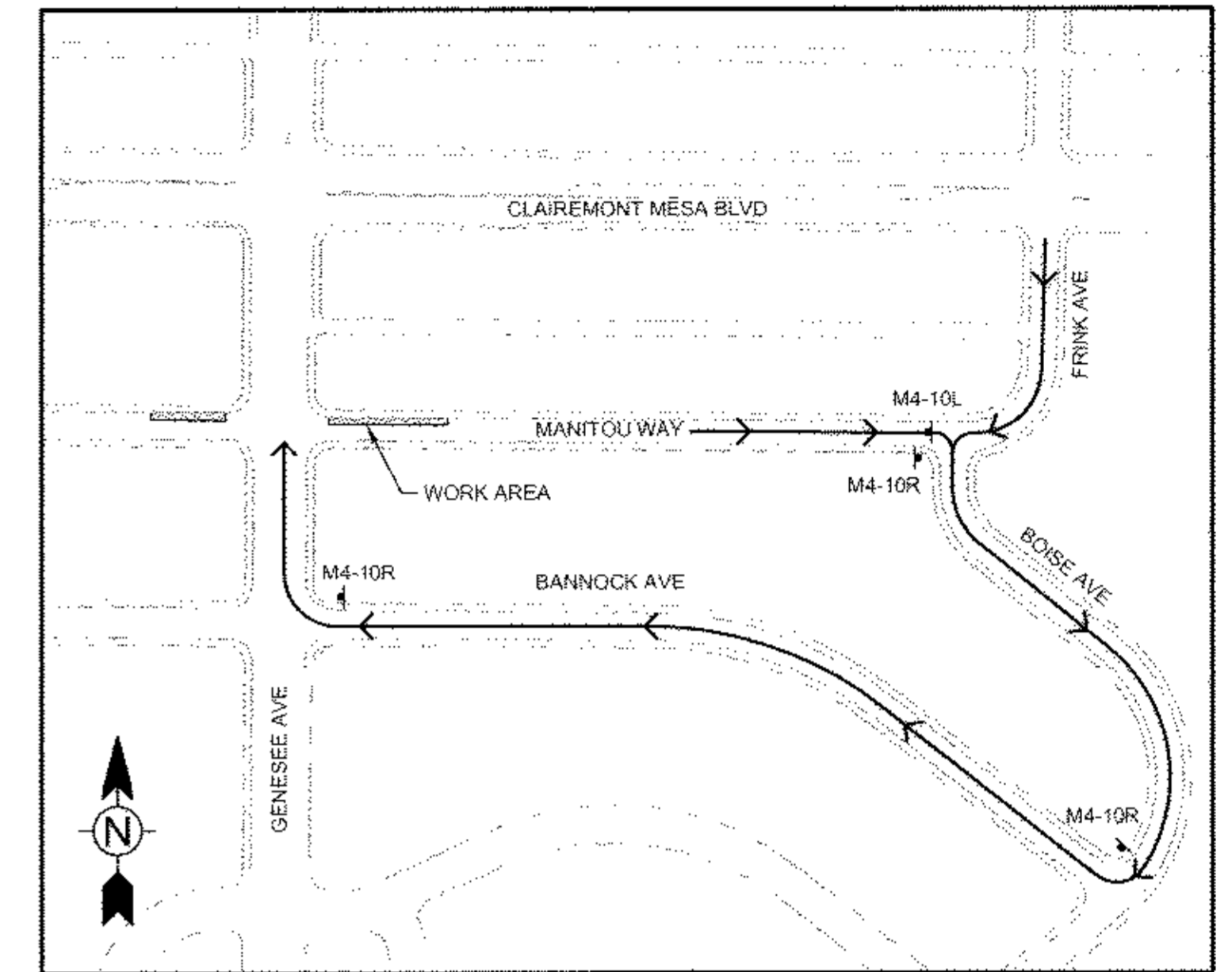


11/14/2012

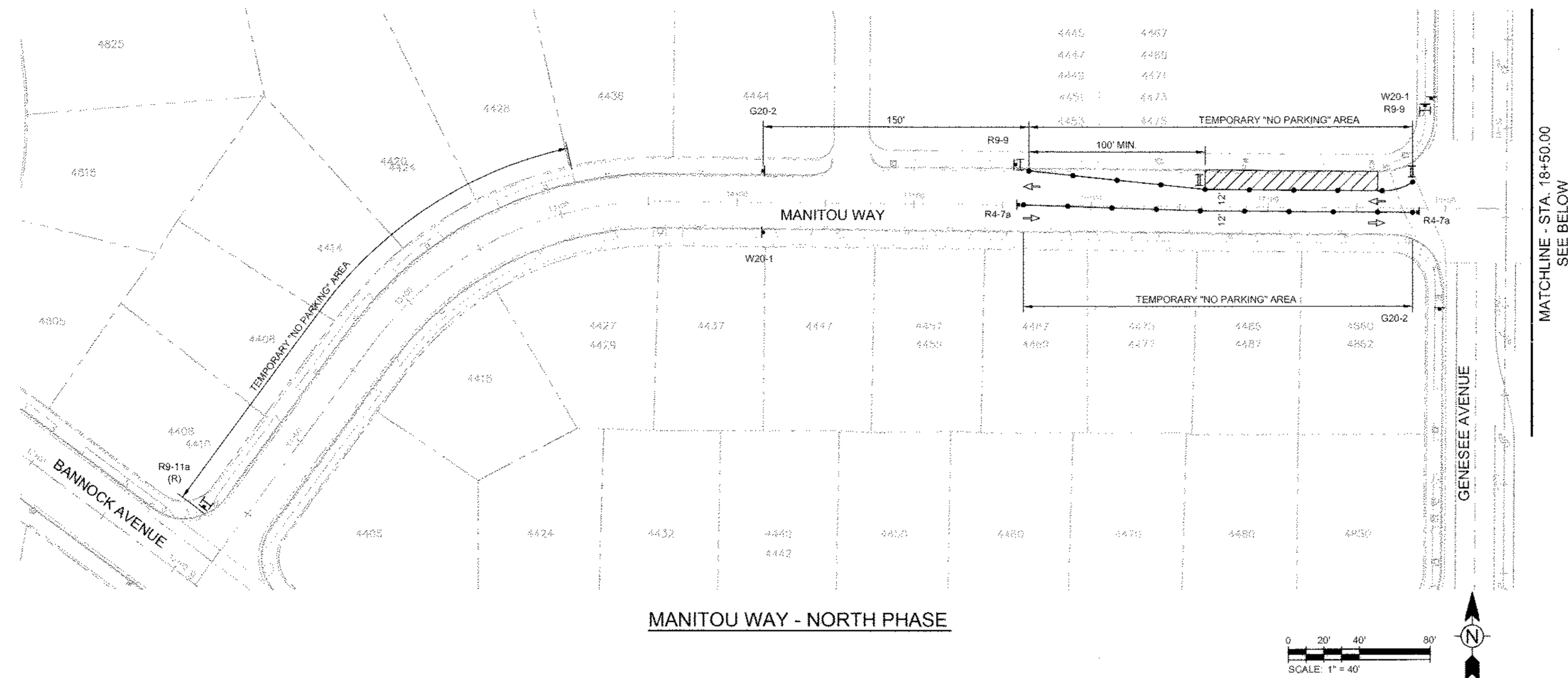
**BANNOCK AVENUE STREETSCAPE ENHANCEMENTS**

**NOTES**

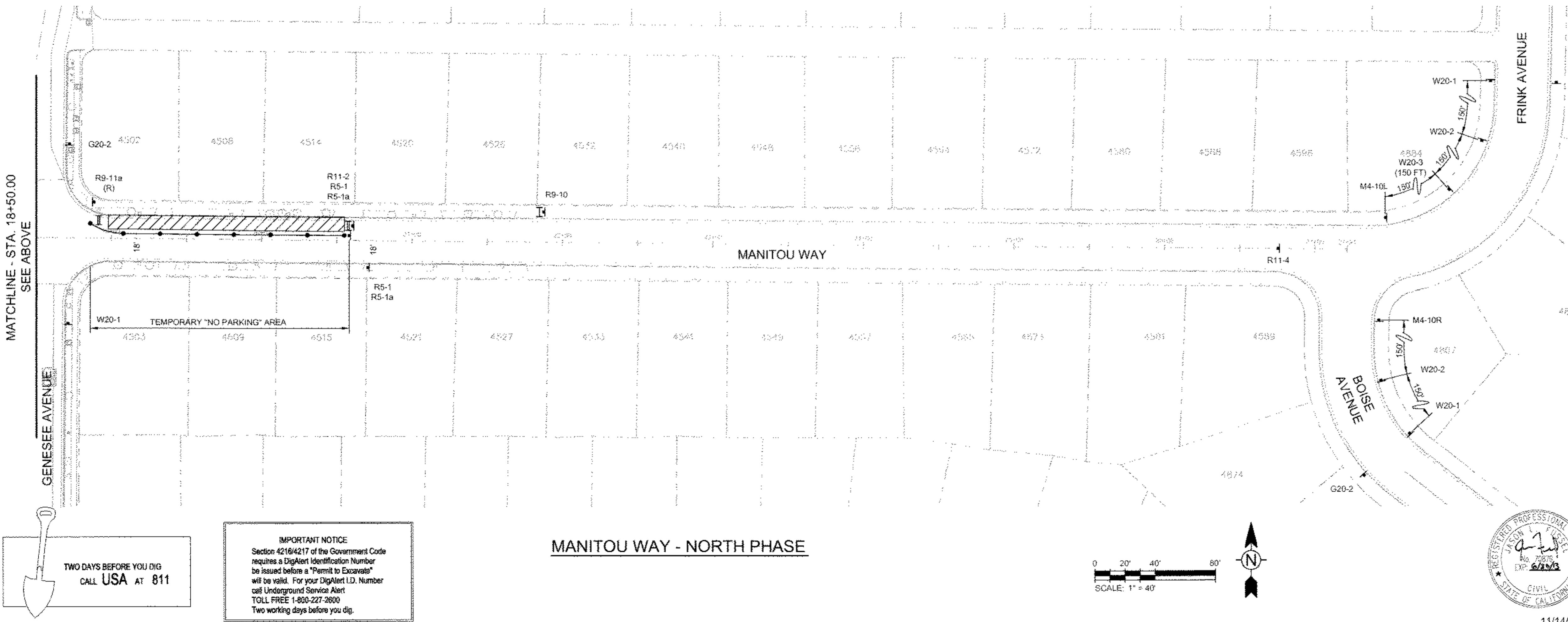
- 1 TRAFFIC CONTROL ELEMENTS ARE DESIGNED PER APPENDIX A OF THE SAN DIEGO REGIONAL STANDARDS. REFER TO TC-4 FOR RECOMMENDED SIGN SPACING, MINIMUM TAPER LENGTHS, MINIMUM BUFFER LENGTHS, AND MAXIMUM CHANNELIZER/CONE SPACING.
- 2 TRAVEL LANES SHALL HAVE A MINIMUM WIDTH OF 12 FEET PER APPENDIX A OF THE SAN DIEGO REGIONAL STANDARDS.
- 3 PROVIDE A 4-WAY STOP AT THE INTERSECTION OF GENESEE AVENUE AND MANITOU WAY. PROVIDE ADDITIONAL FLAGGERS AS NECESSARY.
- 4 REFER TO DETOUR PLAN FOR DETOUR ROUTE AND SIGNS



**DETOUR PLAN**



**MANITOU WAY - NORTH PHASE**



**MANITOU WAY - NORTH PHASE**

MATCHLINE - STA. 18+50.00  
SEE ABOVE

MATCHLINE - STA. 18+50.00  
SEE BELOW

**T-10**

**TWO DAYS BEFORE YOU DIG  
CALL USA AT 811**

**IMPORTANT NOTICE**  
Section 4216/4217 of the Government Code requires a DigAlert Identification Number be issued before a "Permit to Excavate" will be valid. For your DigAlert I.D. Number call Underground Service Alert TOLL FREE 1-800-227-2600 Two working days before you dig.

PLANS PREPARED BY:

**TETRA TECH, INC.**  
9444 Balboa Avenue, Suite 215  
San Diego, CA 92123  
(858) 268-5746 - phone, (858) 268-5809 - fax

---

**BANNOCK AVENUE  
STREETSCAPE ENHANCEMENTS  
TRAFFIC CONTROL PLAN**

---

CITY OF SAN DIEGO, CALIFORNIA  
PUBLIC WORKS DEPARTMENT  
SHEET 10 OF 13 SHEETS

FOR CITY ENGINEER:	APPROVED:	DATE:	FILED:
<i>Muhammad M. Alsharif</i>	<i>Jeff Soriano</i>	11/29/2012	

PROJECT MANAGER: **JEFF SORIANO**  
PROJECT ENGINEER: **RON FOX**  
242-1707  
CCSB7 COORDINATE  
6270994-1884089  
CCSR3 COORDINATE  
36701-T10-D

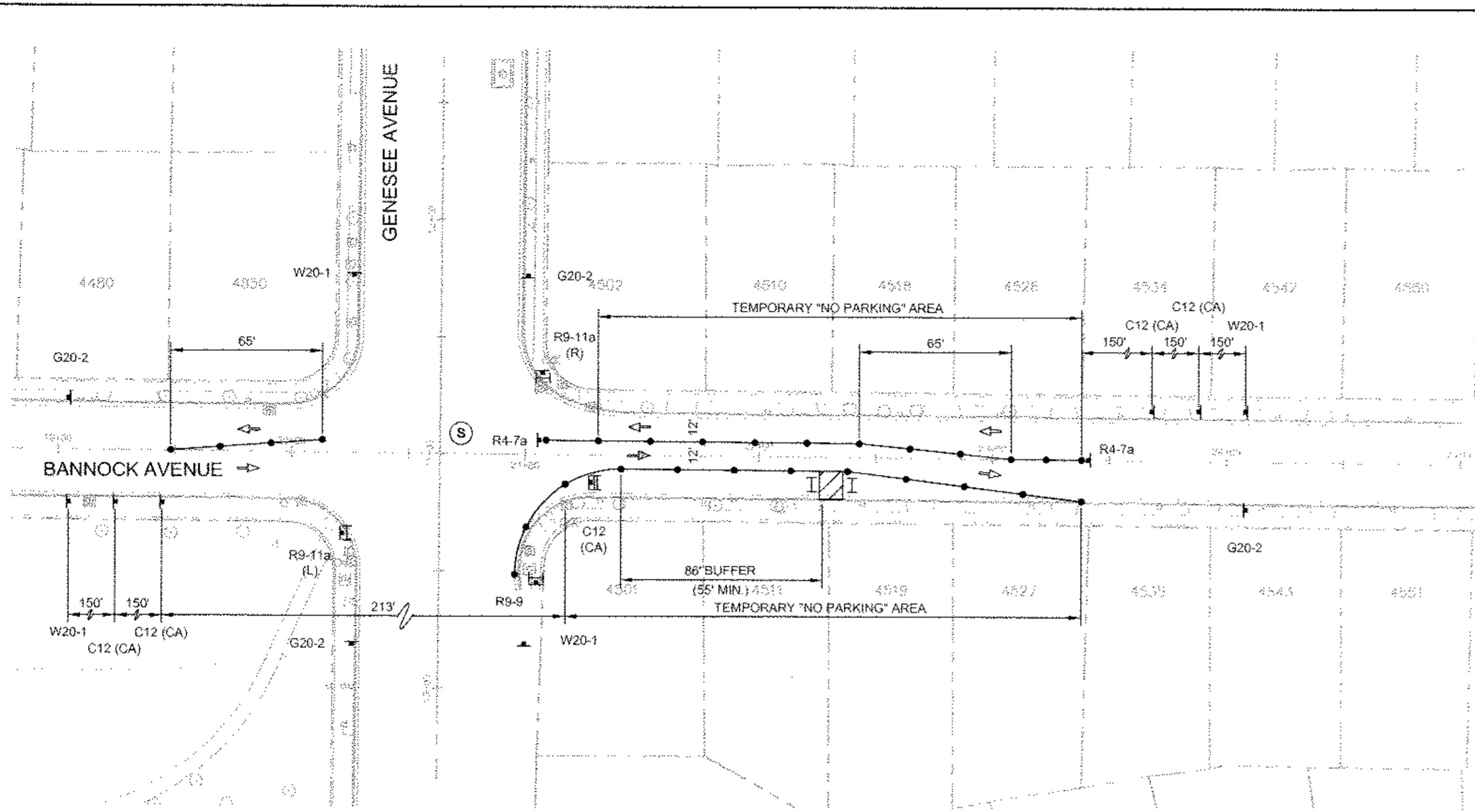
CONTRACTOR: \_\_\_\_\_ DATE STARTED: \_\_\_\_\_  
INSPECTOR: \_\_\_\_\_ DATE COMPLETED: \_\_\_\_\_

11/14/2012

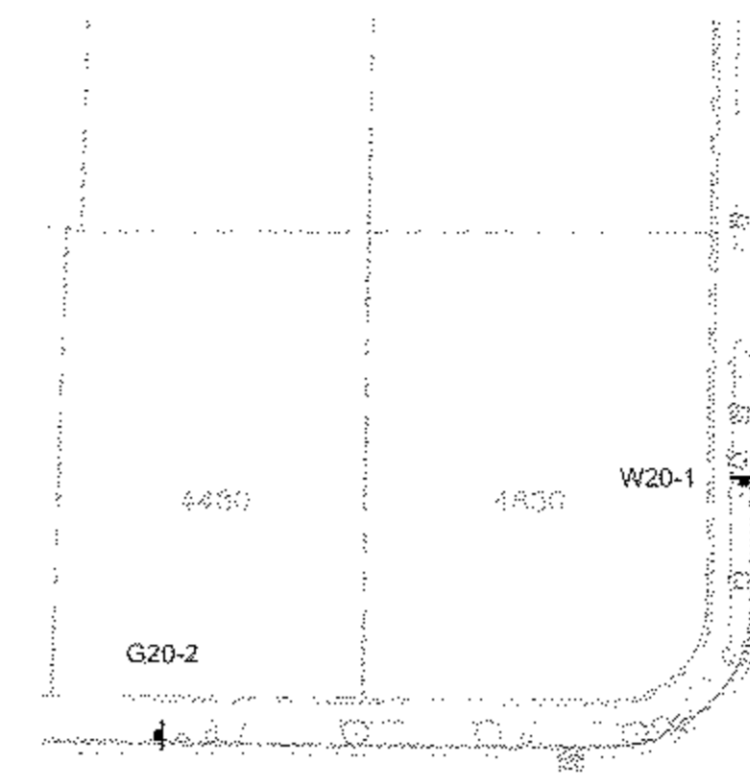
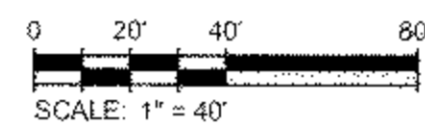
**BANNOCK AVENUE STREETSCAPE ENHANCEMENTS**

**NOTES**

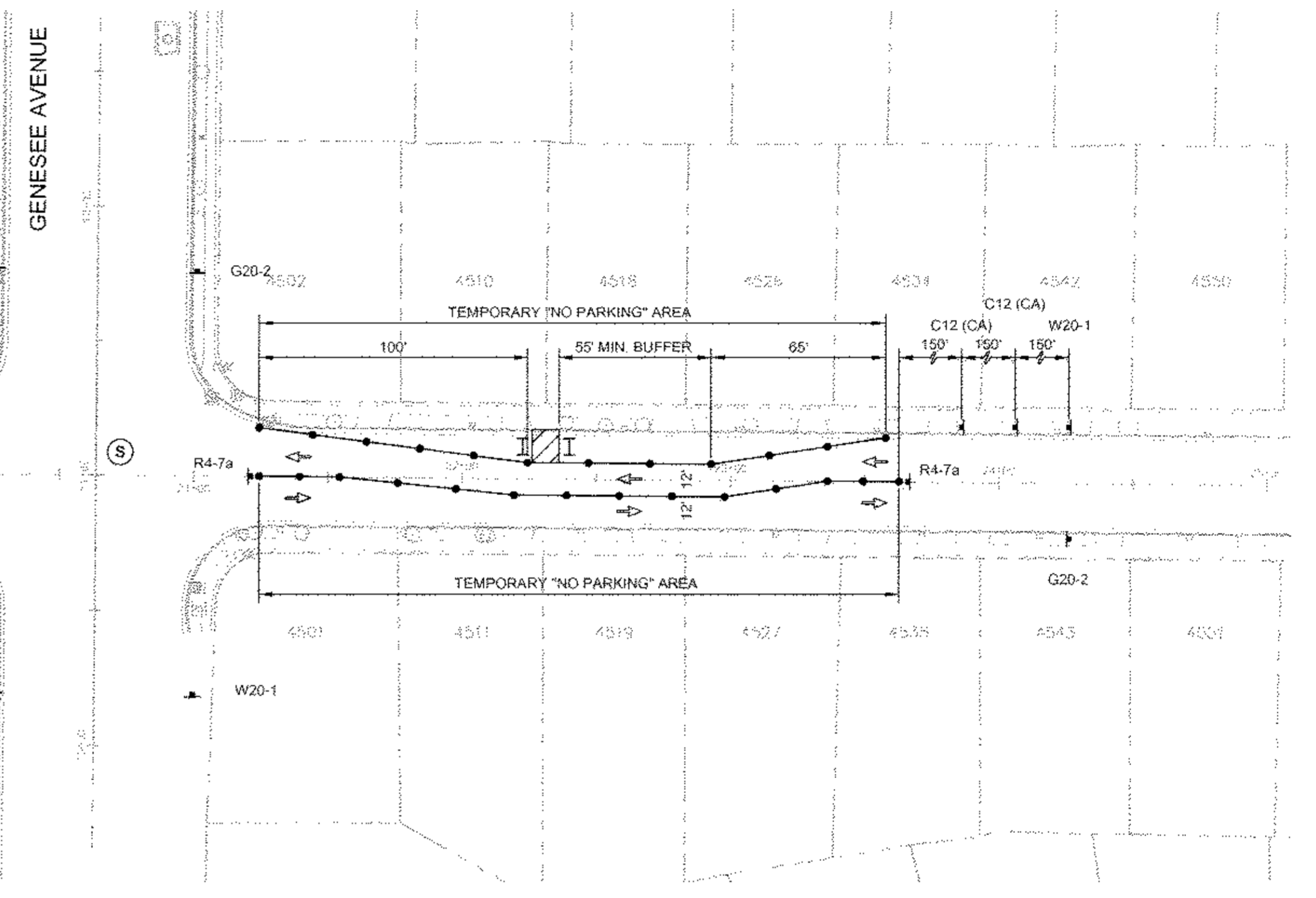
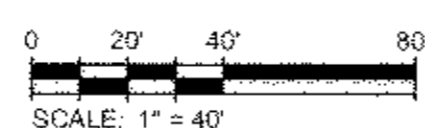
- 1 TRAFFIC CONTROL ELEMENTS ARE DESIGNED PER APPENDIX A OF THE SAN DIEGO REGIONAL STANDARDS. REFER TO TC-4 FOR RECOMMENDED SIGN SPACING, MINIMUM TAPER LENGTHS, MINIMUM BUFFER LENGTHS, AND MAXIMUM CHANNELIZER/CONE SPACING.
- 2 TRAVEL LANES SHALL HAVE A MINIMUM WIDTH OF 12 FEET PER APPENDIX A OF THE SAN DIEGO REGIONAL STANDARDS.
- 3 CONTRACTOR SHALL COORDINATE WITH TRAFFIC CONTROL AND SIGNAL SECTION (858-495-4741) A MINIMUM OF FIVE (5) WORKING DAYS PRIOR TO WORK AFFECTING A TRAFFIC SIGNAL. TRAFFIC SIGNAL TO REMAIN OPERATIONAL.



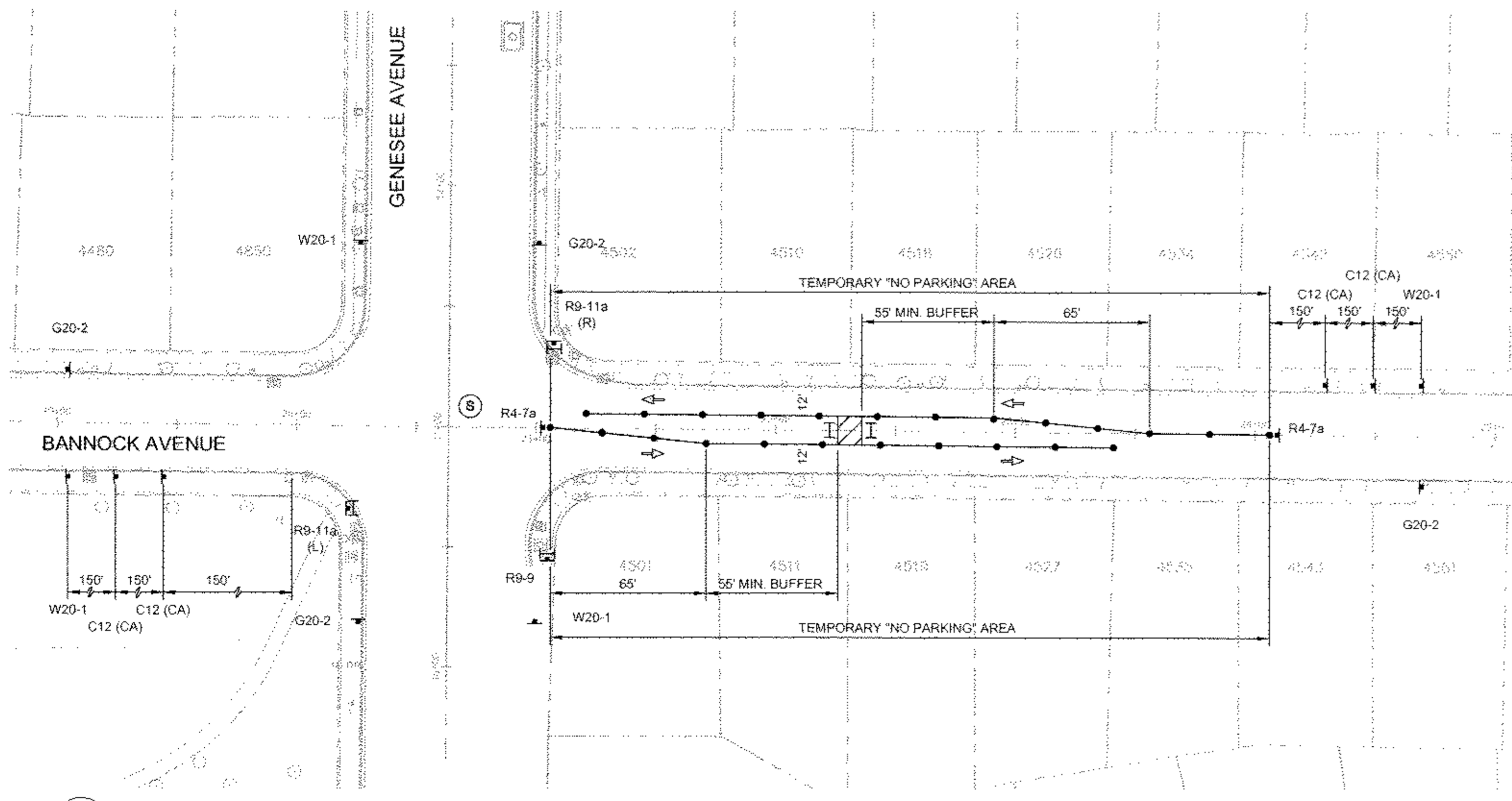
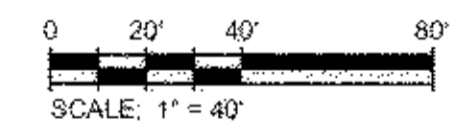
**BANNOCK AVENUE - UNDERDRAIN CROSSING - PHASE I**



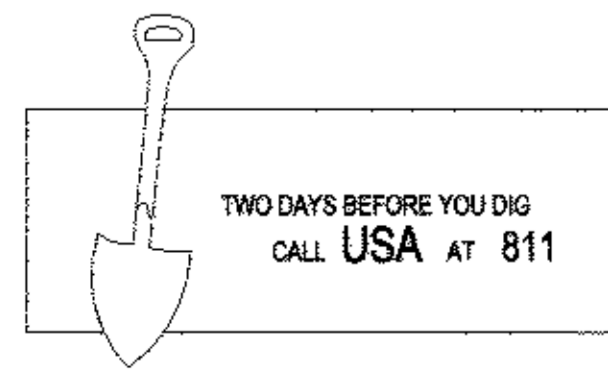
**BANNOCK AVENUE - UNDERDRAIN CROSSING - PHASE II**



**BANNOCK AVENUE - UNDERDRAIN CROSSING - PHASE III**



**BANNOCK AVENUE - UNDERDRAIN CROSSING - PHASE II**



**IMPORTANT NOTICE**  
 Section 4216/4217 of the Government Code requires a DigAlert Identification Number be issued before a "Permit to Excavate" will be valid. For your DigAlert I.D. Number call Underground Service Alert TOLL FREE 1-800-227-2680 Two working days before you dig.



PLANS PREPARED BY:  
**TETRA TECH, INC.**  
 9444 Balboa Avenue, Suite 215  
 San Diego, CA 92123  
 (658) 268-5745 - phone, (658) 268-5809 - fax

**BANNOCK AVENUE  
 STREETSCAPE ENHANCEMENTS  
 TRAFFIC CONTROL PLAN**

CITY OF SAN DIEGO, CALIFORNIA PUBLIC WORKS DEPARTMENT SHEET 11 OF 13 SHEETS		WBS NO. B-10027
FOR CITY ENGINEER <i>Armed H... 11/29/2012</i>	DATE	PROJECT MANAGER JEFF SORIANO
DESCRIPTION ORIGINAL	APPROVED TT	PROJECT ENGINEER RON FOX
	DATE	242-1707
	FILED	CCS27 COORDINATE
		6270994-1884089
		CCS83 COORDINATE
CONTRACTOR	DATE STARTED	36701-T11-D
INSPECTOR	DATE COMPLETED	

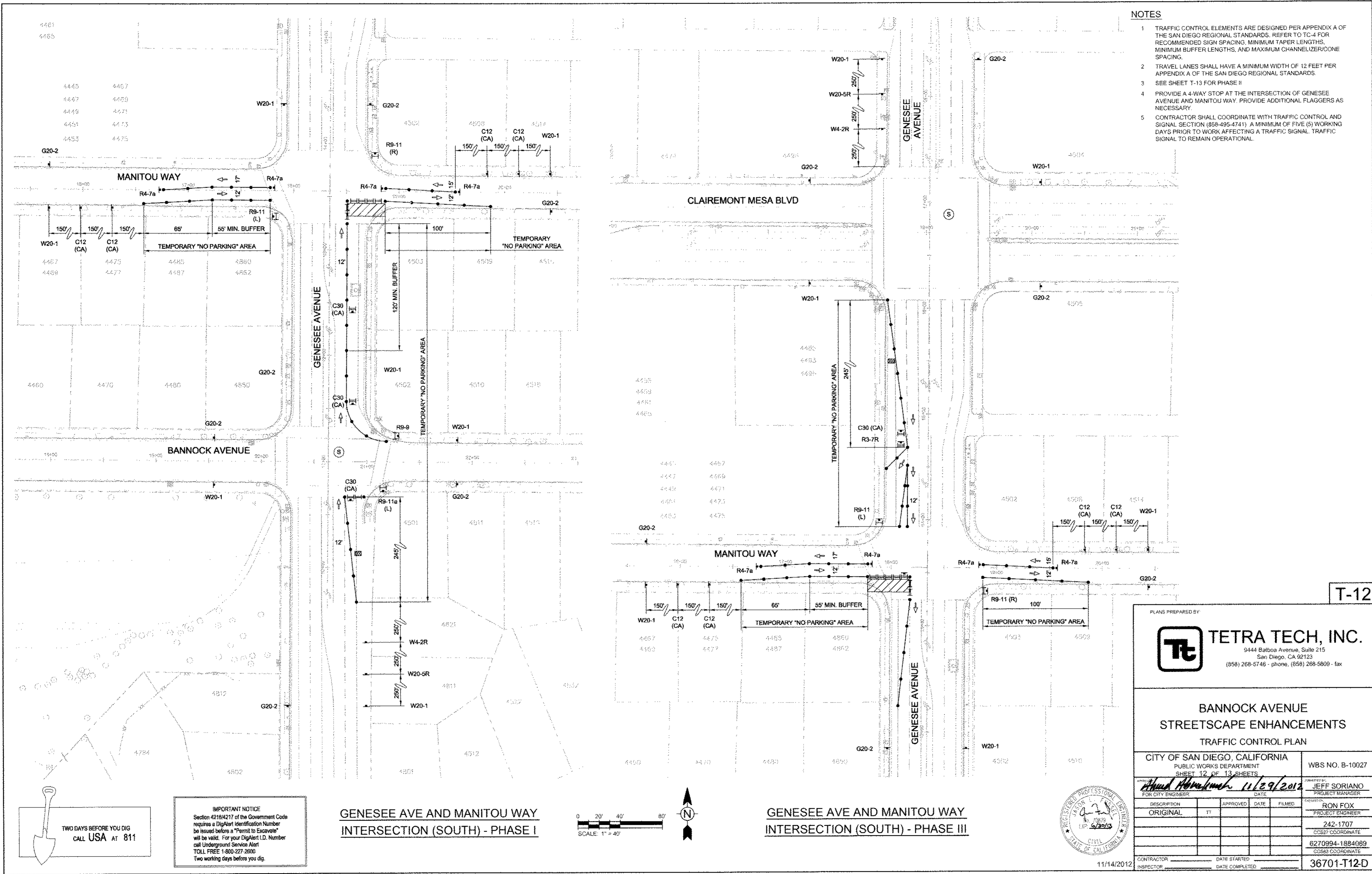
11/14/2012

T-11

**BANNOCK AVENUE STREETSCAPE ENHANCEMENTS**

**NOTES**

- 1 TRAFFIC CONTROL ELEMENTS ARE DESIGNED PER APPENDIX A OF THE SAN DIEGO REGIONAL STANDARDS. REFER TO TC-4 FOR RECOMMENDED SIGN SPACING, MINIMUM TAPER LENGTHS, MINIMUM BUFFER LENGTHS, AND MAXIMUM CHANNELIZER/CONE SPACING.
- 2 TRAVEL LANES SHALL HAVE A MINIMUM WIDTH OF 12 FEET PER APPENDIX A OF THE SAN DIEGO REGIONAL STANDARDS.
- 3 SEE SHEET T-13 FOR PHASE II
- 4 PROVIDE A 4-WAY STOP AT THE INTERSECTION OF GENESEE AVENUE AND MANITOU WAY. PROVIDE ADDITIONAL FLAGGERS AS NECESSARY.
- 5 CONTRACTOR SHALL COORDINATE WITH TRAFFIC CONTROL AND SIGNAL SECTION (858-495-4741) A MINIMUM OF FIVE (5) WORKING DAYS PRIOR TO WORK AFFECTING A TRAFFIC SIGNAL. TRAFFIC SIGNAL TO REMAIN OPERATIONAL.



**T-12**

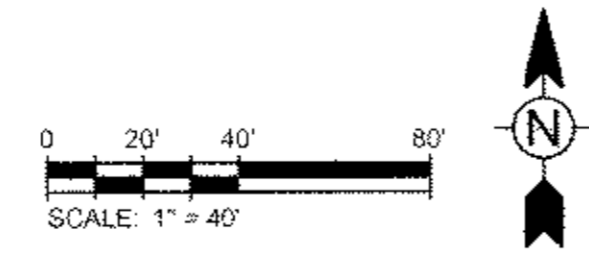
PLANS PREPARED BY:

**TETRA TECH, INC.**  
 9444 Balboa Avenue, Suite 215  
 San Diego, CA 92123  
 (858) 268-5746 - phone, (858) 268-8809 - fax

**BANNOCK AVENUE  
STREETSCAPE ENHANCEMENTS  
TRAFFIC CONTROL PLAN**

CITY OF SAN DIEGO, CALIFORNIA PUBLIC WORKS DEPARTMENT SHEET 12 OF 13 SHEETS		WBS NO. B-10027
APPROVED: <i>Abdul Hameed</i> 11/29/2012 FOR CITY ENGINEER		PREPARED BY: <b>JEFF SORIANO</b> PROJECT MANAGER
DESCRIPTION	DATE	FILED
ORIGINAL	TT	
PROJECT ENGINEER: <b>RON FOX</b> 242-1707 CCS27 COORDINATE 6270994-1884089 CCS28 COORDINATE 36701-T12-D		
CONTRACTOR	DATE STARTED	
INSPECTOR	DATE COMPLETED	

**GENESEE AVE AND MANITOU WAY  
INTERSECTION (SOUTH) - PHASE I**

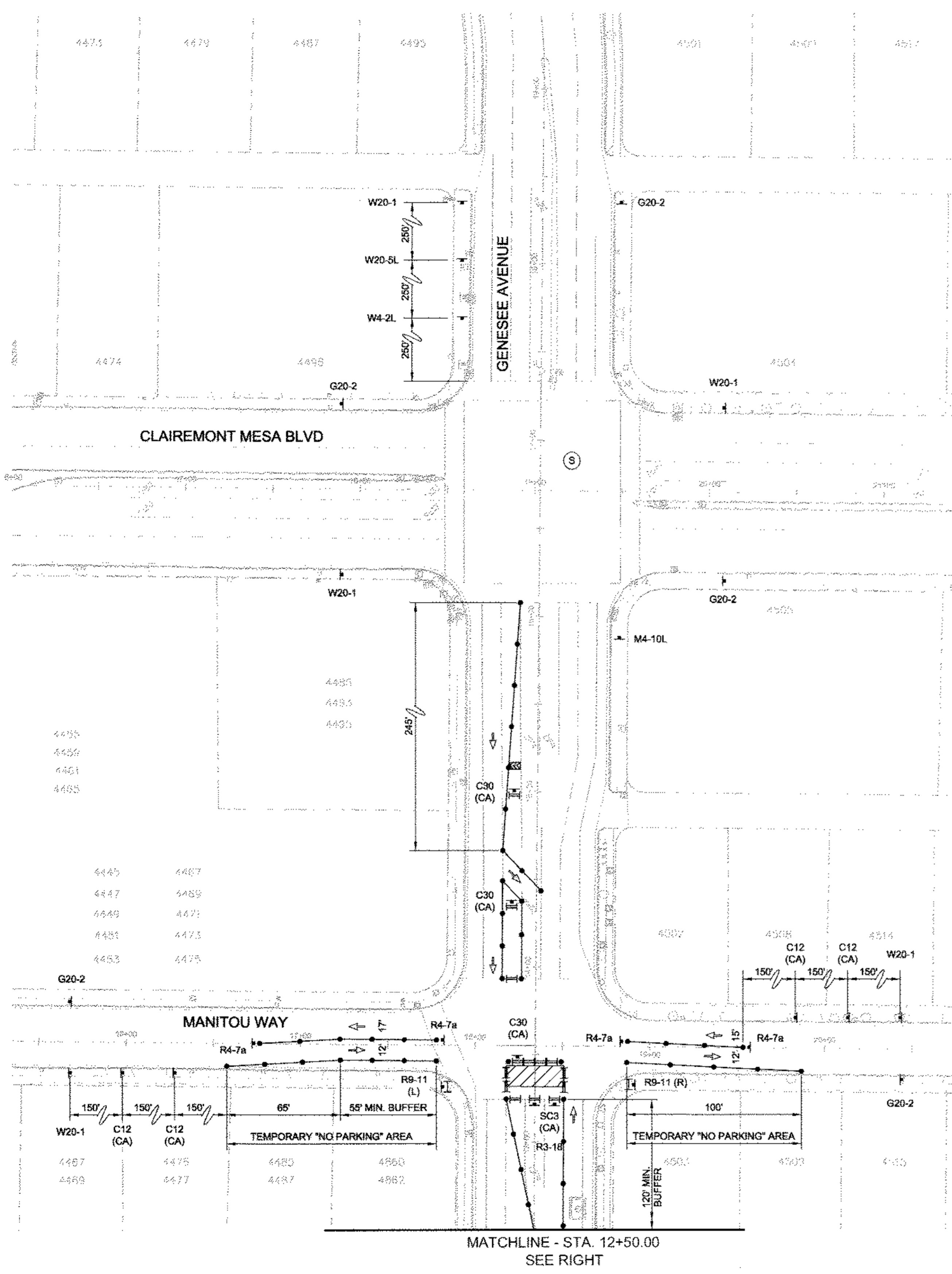


**GENESEE AVE AND MANITOU WAY  
INTERSECTION (SOUTH) - PHASE III**

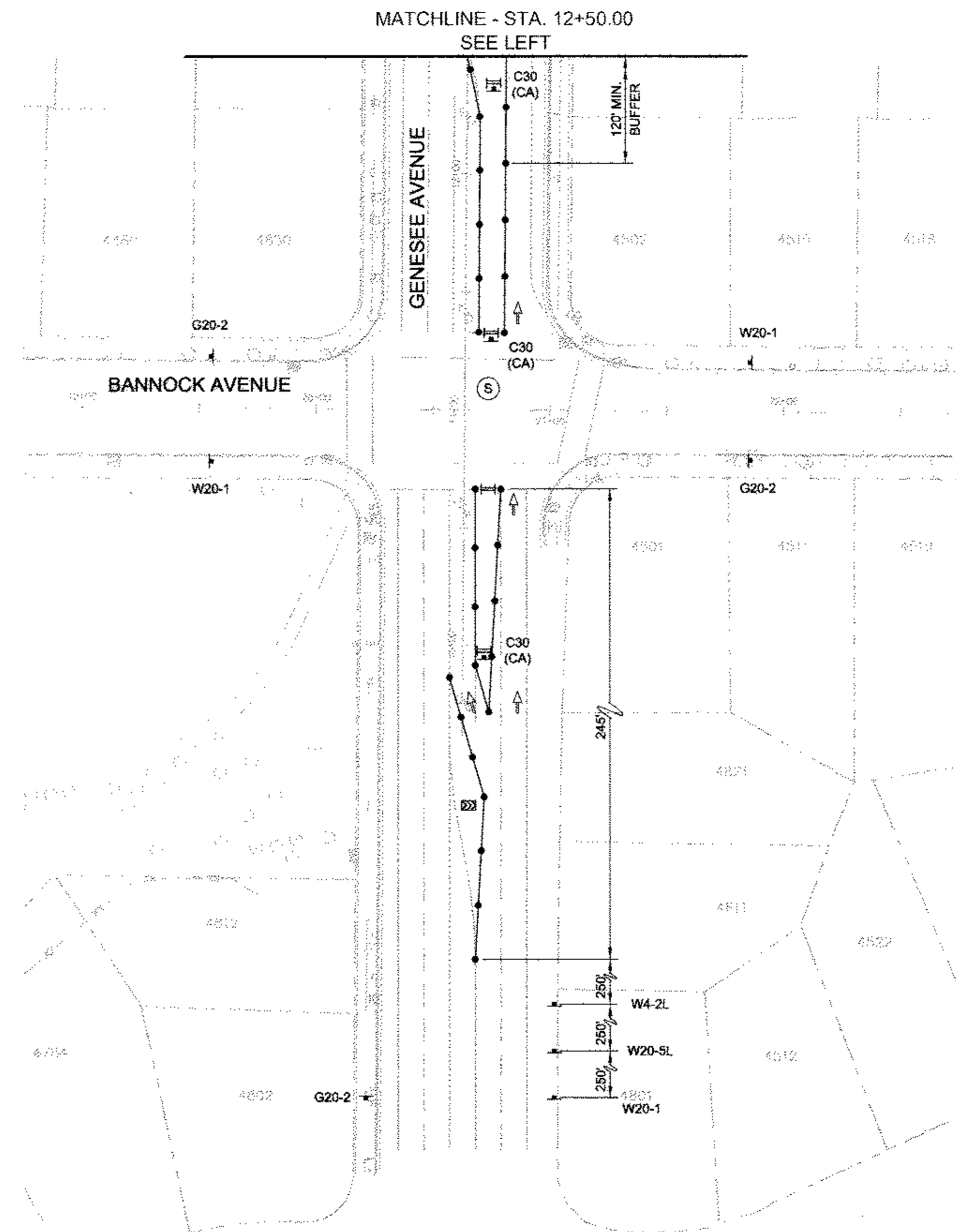
**TWO DAYS BEFORE YOU DIG  
CALL USA AT 811**

**IMPORTANT NOTICE**  
 Section 4216/4217 of the Government Code requires a DigAlert identification Number be issued before a "Permit to Excavate" will be valid. For your DigAlert I.D. Number call Underground Service Alert TOLL FREE 1-800-227-2800 Two working days before you dig.

**BANNOCK AVENUE STREETSCAPE ENHANCEMENTS**

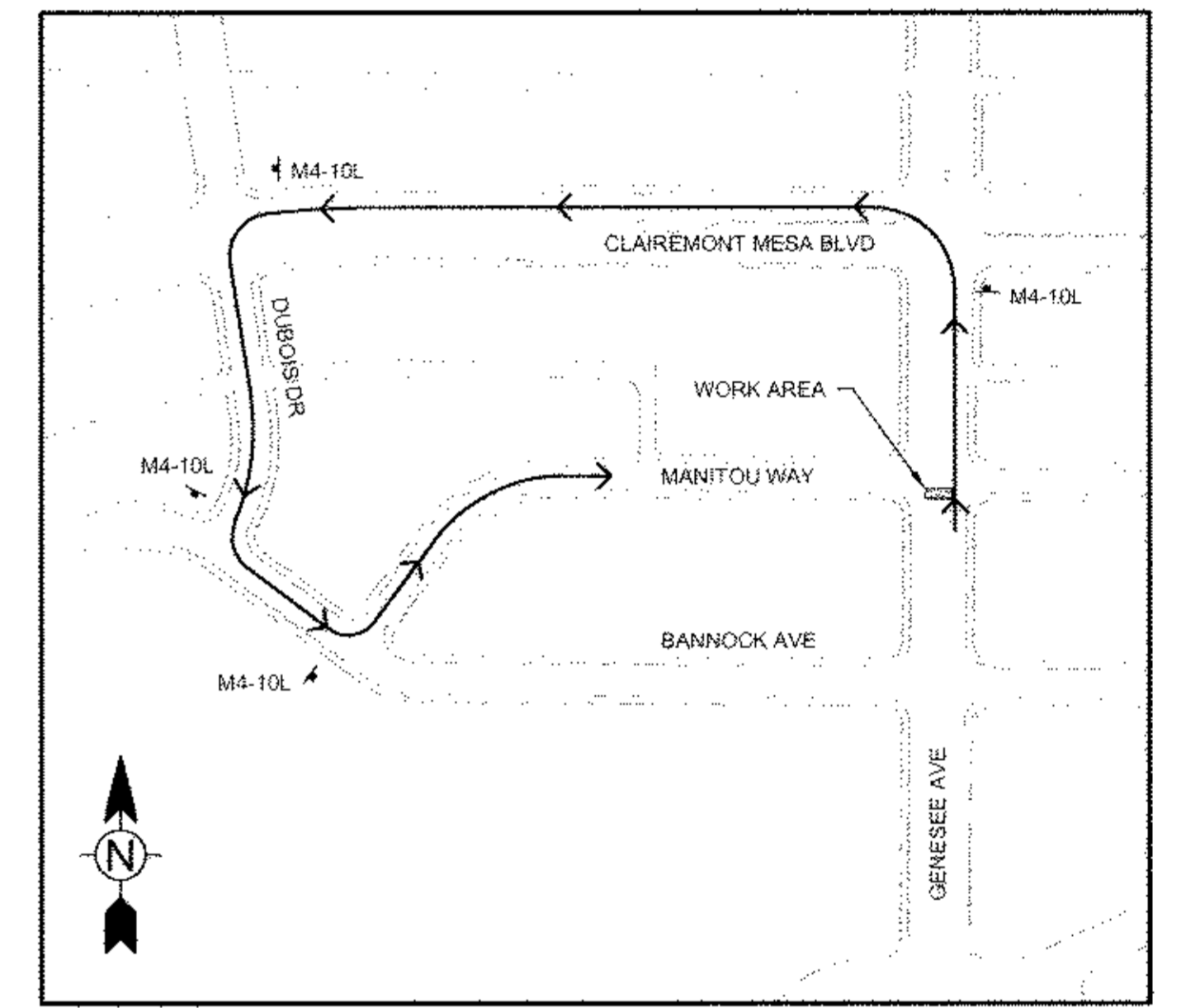


MATCHLINE - STA. 12+50.00  
SEE RIGHT



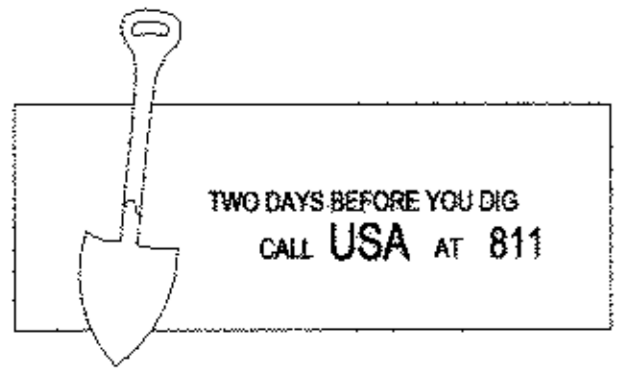
MATCHLINE - STA. 12+50.00  
SEE LEFT

- NOTES**
- 1 TRAFFIC CONTROL ELEMENTS ARE DESIGNED PER APPENDIX A OF THE SAN DIEGO REGIONAL STANDARDS. REFER TO TC-4 FOR RECOMMENDED SIGN SPACING, MINIMUM TAPER LENGTHS, MINIMUM BUFFER LENGTHS, AND MAXIMUM CHANNELIZER/CONE SPACING.
  - 2 TRAVEL LANES SHALL HAVE A MINIMUM WIDTH OF 12 FEET PER APPENDIX A OF THE SAN DIEGO REGIONAL STANDARDS.
  - 3 SEE SHEET T-12 FOR PHASES I AND III
  - 4 PROVIDE A 4-WAY STOP AT THE INTERSECTION OF GENESSEE AVENUE AND MANITOU WAY. PROVIDE ADDITIONAL FLAGGERS AS NECESSARY.
  - 5 CONTRACTOR SHALL COORDINATE WITH TRAFFIC CONTROL AND SIGNAL SECTION (858-495-4741) A MINIMUM OF FIVE (5) WORKING DAYS PRIOR TO WORK AFFECTING A TRAFFIC SIGNAL. TRAFFIC SIGNAL TO REMAIN OPERATIONAL.
  - 6 REFER TO DETOUR PLAN FOR DETOUR ROUTE AND SIGNS.



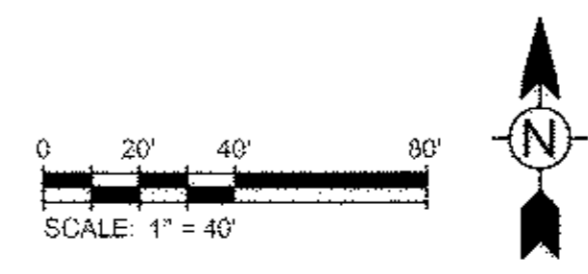
DETOUR PLAN

T-13



**IMPORTANT NOTICE**  
Section 4219/4217 of the Government Code requires a DigAlert Identification Number be issued before a "Permit to Excavate" will be valid. For your DigAlert I.D. Number call Underground Services Alert TOLL FREE 1-800-227-2630 Two working days before you dig.

**GENESSEE AVE AND MANITOU WAY INTERSECTION (SOUTH) - PHASE II**



PLANS PREPARED BY:

**TETRA TECH, INC.**  
9444 Balboa Avenue, Suite 215  
San Diego, CA 92123  
(858) 268-5746 - phone, (858) 268-5809 - fax

**BANNOCK AVENUE  
STREETSCAPE ENHANCEMENTS  
TRAFFIC CONTROL PLAN**

CITY OF SAN DIEGO, CALIFORNIA  
PUBLIC WORKS DEPARTMENT  
SHEET 13 OF 13 SHEETS

WBS NO. B-10027

FOR CITY ENGINEER: *And Hornbrook* 11/29/2012  
DATE: 11/29/2012

QUANTITY BY: JEFF SORIANO  
PROJECT MANAGER

DRAWN BY: RON FOX  
PROJECT ENGINEER

DESCRIPTION	APPROVED	DATE	FILED
ORIGINAL	TT		

242-1707  
CCS27 COORDINATE

6270994-1884089  
CCS83 COORDINATE

CONTRACTOR: \_\_\_\_\_ DATE STARTED: \_\_\_\_\_  
INSPECTOR: \_\_\_\_\_ DATE COMPLETED: \_\_\_\_\_

36701-T13-D

11/14/2012

BANNOCK AVENUE STREETSCAPE ENHANCEMENTS