

City of San Diego

CONTRACTOR'S NAME: _____
ADDRESS: _____
TELEPHONE NO.: _____ FAX NO.: _____
CITY CONTACT: Clementina Giordano, Contract Specialist, Email: Cgiordano@san Diego.gov
Phone No. (619) 533-3481, Fax No. (619) 533-3633
D Li/AR/LJI

CONTRACT DOCUMENTS



FOR

CLAIREMONT DRIVE SIDEWALK

VOLUME 1 OF 2

BID NO.:	<u>L-14-5902-DBB-2</u>
SAP NO. (WBS/IO/CC):	<u>B-11107</u>
CLIENT DEPARTMENT:	<u>2113</u>
COUNCIL DISTRICT:	<u>2</u>
PROJECT TYPE:	<u>11</u>

THIS CONTRACT IS SUBJECT TO THE FOLLOWING:


- THE CITY'S SUBCONTRACTING PARTICIPATION REQUIREMENTS FOR SLBE PROGRAM.
- COMPETITION RESTRICTED TO: SLBE-ELBE.

BID DUE DATE:

**1:30 PM
SEPTEMBER 10, 2013
CITY OF SAN DIEGO
PUBLIC WORKS DEPARTMENT
1010 SECOND AVENUE, SUITE 1400, MS 614C
SAN DIEGO, CA 92101**

ENGINEER OF WORK

The engineering Specifications and Special Provisions contained herein have been prepared by or under the direction of the following Registered Engineer:

Paul Morel 
1) Registered Engineer
(for Retaining Wall only)

7/25/2013
Date

Seal:



Brad Johnson
2) For City Engineer

7/25/2013
Date

Seal




TABLE OF CONTENTS

1. NOTICE INVITING BIDS.....	4
2. CONTRACT FORMS AGREEMENT.....	17
3. CONTRACT/AGREEMENTS ATTACHMENTS:	
1. Performance Bond and Labor and Materialmen’s Bond.....	21
2. Drug-Free Workplace.....	23
3. American with Disabilities Act (ADA) Compliance Certification	24
4. Contractor Standards - Pledge of Compliance Certificate.....	25
5. Affidavit of Disposal Certificate	26
6. Materials and Workmanship Compliance	27
7. Notice of Materials to Be Used	28
4. SUPPLEMENTARY SPECIAL PROVISIONS	29
5. SUPPLEMENTARY SPECIAL PROVISIONS – APPENDICES:	
A. Notice of Exemption.....	43
B. Fire Hydrant Meter Program	45
C. Materials Typically Accepted by Certificate of Compliance	59
D. Sample City Invoice	61
E. Location Map.....	63
F. Caltrans Standard Drawings	65
G. Hydrostatic Discharge Form.....	67
H. Temporary Construction Area Permit	69

CITY OF SAN DIEGO, CALIFORNIA

NOTICE INVITING BIDS

1. **LIMITED COMPETITION:** This contract may only be bid by the Contractors on the City's approved SLBE-ELBE Construction Contractors List. For information regarding the SLBE-ELBE Construction Program and registration visit the City's web site: <http://www.sandiego.gov>.
2. **RECEIPT AND OPENING OF BIDS:** Bids will be received at the Public Works Contracting Group at the location, time, and date shown on the cover of these specifications for performing work on **CLAIREMONT DRIVE SIDEWALK** (Project).
3. **DESCRIPTION OF WORK:** The Work involves furnishing all labor, materials, equipment, services, and other incidental works and appurtenances for the construction of the Project as described below:

The Project provides sidewalk, curb ramps, driveway, guardrail, and retaining wall improvements at various segments along Clairemont Drive between Denver Street and Edison Street

3.1. The Work shall be performed in accordance with:

3.1.1. This Notice Inviting Bids and Plans numbered **36935-1-D** through **36935-12-D**, inclusive.

4. **EQUAL OPPORTUNITY**

4.1. To The WHITEBOOK, Chapter 10, Sections D and E, DELETE in their entirety and SUBSTITUTE with the following:

D. CITY'S EQUAL OPPORTUNITY COMMITMENT.

1. Nondiscrimination in Contracting Ordinance.

1. The Contractor, Subcontractors and Suppliers shall comply with requirements of the City's Nondiscrimination in Contracting Ordinance, San Diego Municipal Code §§22.3501 through 22.3517.

The Contractor shall not discriminate on the basis of race, gender, religion, national origin, ethnicity, sexual orientation, age, or disability in the solicitation, selection, hiring, or treatment of subcontractors, vendors, or suppliers. The Contractor shall provide equal opportunity for subcontractors to participate in subcontracting opportunities. The Contractor understands and agrees that violation of this clause shall be considered a material breach of the contract and may result in contract termination, debarment, or other sanctions.

The Contractor shall include the foregoing clause in all contracts between the Contractor and Subcontractors and Suppliers.

2. Disclosure of Discrimination Complaints. As part of its Bid or Proposal, the Bidder shall provide to the City a list of all instances within the past 10 years where a complaint was filed or pending against Bidder in a legal or administrative proceeding alleging that Bidder discriminated against its employees, subcontractors, vendors, or suppliers, and a description of the status or resolution of that complaint, including any remedial action taken.
3. Upon the City's request, the Contractor agrees to provide to the City, within 60 days, a truthful and complete list of the names of all Subcontractors and Suppliers that the Contractor has used in the past 5 years on any of its contracts that were undertaken within San Diego County, including the total dollar amount paid by the Contractor for each subcontract or supply contract.
4. The Contractor further agrees to fully cooperate in any investigation conducted by the City pursuant to the City's Nondiscrimination in Contracting Ordinance, Municipal Code §§22.3501 through 22.3517. The Contractor understands and agrees that violation of this clause shall be considered a material breach of the Contract and may result in remedies being ordered against the Contractor up to and including contract termination, debarment and other sanctions for violation of the provisions of the Nondiscrimination in Contracting Ordinance. The Contractor further understands and agrees that the procedures, remedies and sanctions provided for in the Nondiscrimination in Contracting Ordinance apply only to violations of the Ordinance.

E. EQUAL EMPLOYMENT OPPORTUNITY OUTREACH PROGRAM.

1. The Contractor, Subcontractors and Suppliers shall comply with the City's Equal Employment Opportunity Outreach Program, San Diego Municipal Code §§22.2701 through 22.2707.

The Contractor shall not discriminate against any employee or applicant for employment on any basis prohibited by law. Contractor shall provide equal opportunity in all employment practices. Prime Contractor shall ensure their subcontractors comply with this program. Nothing in this section shall be interpreted to hold a prime contractor liable for any discriminatory practice of its subcontractors.

The Contractor shall include the foregoing clause in all contracts between the Contractor and Subcontractors and Suppliers.

2. If the Contract is competitively solicited, the selected Bidder shall submit a Work Force Report (Form BB05), within 10 Working Days after receipt by the Bidder of Contract forms to the City for approval as specified in the Notice of Intent to Award letter from the City.

3. If a Work Force Report is submitted, and the City determines there are under-representations when compared to County Labor Force Availability data, the selected Bidder shall submit an Equal Employment Opportunity Plan.
4. If the selected Bidder submits an Equal Employment Opportunity Plan, it shall include the following assurances:
 1. The Contractor shall maintain a working environment free of discrimination, harassment, intimidation and coercion at all sites and in all facilities at which the Contractor's employees are assigned to work.
 2. The Contractor reviews its EEO Policy, at least annually, with all on-site supervisors involved in employment decisions.
 3. The Contractor disseminates and reviews its EEO Policy with all employees at least once a year, posts the policy statement and EEO posters on all company bulletin boards and job sites, and documents every dissemination, review and posting with a written record to identify the time, place, employees present, subject matter, and disposition of meetings.
 4. The Contractor reviews, at least annually, all supervisors' adherence to and performance under the EEO Policy and maintains written documentation of these reviews.
 5. The Contractor discusses its EEO Policy Statement with subcontractors with whom it anticipates doing business, includes the EEO Policy Statement in its subcontracts, and provides such documentation to the City upon request.
 6. The Contractor documents and maintains a record of all bid solicitations and outreach efforts to and from subcontractors, contractor associations and other business associations.
 7. The Contractor disseminates its EEO Policy externally through various media, including the media of people of color and women, in advertisements to recruit, maintains files documenting these efforts, and provides copies of these advertisements to the City upon request.
 8. The Contractor disseminates its EEO Policy to union and community organizations.
 9. The Contractor provides immediate written notification to the City when any union referral process has impeded the Contractor's efforts to maintain its EEO Policy.
 10. The Contractor maintains a current list of recruitment sources, including those outreaching to people of color and women, and provides written notification of employment opportunities to these recruitment sources with a record of the organizations' responses.

11. The Contractor maintains a current file of names, addresses and phone numbers of each walk-in applicant, including people of color and women, and referrals from unions, recruitment sources, or community organizations with a description of the employment action taken.
12. The Contractor encourages all present employees, including people of color and women employees, to recruit others.
13. The Contractor maintains all employment selection process information with records of all tests and other selection criteria.
14. The Contractor develops and maintains documentation for on-the-job training opportunities, participates in training programs, or both for all of its employees, including people of color and women, and establishes apprenticeship, trainee, and upgrade programs relevant to the Contractor's employment needs.
15. The Contractor conducts, at least annually, an inventory and evaluation of all employees for promotional opportunities and encourages all employees to seek and prepare appropriately for such opportunities.
16. The Contractor ensures the company's working environment and activities are non-segregated except for providing separate or single-user toilets and necessary changing facilities to assure privacy between the sexes.

5. SUBCONTRACTING PARTICIPATION PERCENTAGES.

- 5.1. The City has incorporated voluntary subcontractor participation percentage to enhance competition and maximize subcontracting opportunities as follows.
- 5.2. The following voluntary subcontractor participation percentage for DBE, DVBE, WBE, MBE, SLBE, and ELBE certified Subcontractors shall apply to this contract:

Total voluntary subcontractor participation percentage for this project is 14.4%.

6. PRE-BID MEETING:

- 6.1. There will be a Pre-Bid Meeting to discuss the scope of the Project, bidding requirements, pre-qualification process, and Equal Opportunity Contracting Program requirements and reporting procedures in the Public Works Contracting Group, Conference Room at 1010 Second Avenue, Suite 1400, San Diego, CA 92101 **at 10:00 A.M., on August 20, 2013.**
- 6.2. All potential bidders are encouraged to attend.
- 6.3. To request a copy of the agenda on an alternative format, or to request a sign language or oral interpreter for this meeting, call the Public Works Contracting Group at (619) 533-3450 at least 5 Working Days prior to the Pre-Bid Meeting to ensure availability.

7. CONTRACTOR REGISTRATION AND ELECTRONIC REPORTING SYSTEM:

7.1. Prior to the Award of the Contract or each Task Order, you and your Subcontractors and Suppliers **must** register with Prism®, the City’s web-based contract compliance portal at:

<https://pro.prismcompliance.com/default.aspx>.

7.2. The City may not award the contract until registration of all subcontractors and suppliers is complete. In the event this requirement is not met within the time frame specified in the Notice of Intent to Award letter, the City reserves the right to rescind the Notice of Award / Intent to Award and to make the award to the next responsive and responsible bidder / proposer.

8. CONSTRUCTION COST: The City’s estimated construction cost for this contract is **\$258,000**.

9. LOCATION OF WORK: The location of the Work is as follows: See the Location Map.

10. CONTRACT TIME: The Contract Time for completion of the Work shall be **70 Working Days**.

11. CONTRACTOR'S LICENSE CLASSIFICATION: In accordance with the provisions of California Law, the Contractor shall possess valid appropriate license(s) at the time that the Bid is submitted. Failure to possess the specified license(s) shall render the Bid as **non-responsive** and shall act as a bar to award of the Contract to any Bidder not possessing required license(s) at the time of Bid.

11.1. The City has determined the following licensing classification for this contract:

- CLASS A

12. JOINT VENTURE CONTRACTORS. Provide a copy of the Joint Venture agreement and the Joint Venture license to the City within 10 Working Days after receiving the Contract forms. See 2-1.1.2, “Joint Venture Contractors” in The WHITEBOOK for details.

13. WAGE RATES: Prevailing wages are not applicable to this contract.

14. INSURANCE REQUIREMENTS:

14.1. All certificates of insurance and endorsements required by the contract are to be provided upon issuance of the City’s Notice of Intent to Award letter.

14.2. Refer to sections 7-3, “LIABILITY INSURANCE”, and 7-4, “WORKERS’ COMPENSATION INSURANCE” of the Supplementary Special Provisions (SSP) for the insurance requirements which must be met.

15. PREQUALIFICATION OF CONTRACTORS:

15.1. Contractors submitting Bid must be pre-qualified for the total amount proposed, inclusive of all alternate items prior to the date of submittal. Bids from contractors who have not been pre-qualified as applicable and Bids that exceed the maximum dollar amount at which contractors are pre-qualified will be deemed **non-responsive** and ineligible for award. Complete information and prequalification questionnaires are available at:

<http://www.sandiego.gov/cip/bidopps/prequalification.shtml>

15.2. The completed questionnaire, financial statement, and bond letter or a copy of the contractor’s SLBE-ELBE certification and bond letter, must be submitted no later than 2 weeks prior to the bid opening to the Public Works Contracting Group, Prequalification Program, 1010 Second Avenue, Suite 1400, San Diego, CA 92101. For additional information or the answer to questions about the prequalification program, contact David Stucky at 619-533-3474 or dstucky@sandiego.gov.

16. REFERENCE STANDARDS: Except as otherwise noted or specified, the Work shall be completed in accordance with the following standards:

Title	Edition	Document Number
Standard Specifications for Public Works Construction (“The GREENBOOK”)	2012	PITS070112-01
City of San Diego Standard Specifications for Public Works Construction (“The WHITEBOOK”)*	2012	PITS070112-02
City of San Diego Standard Drawings*	2012	PITS070112-03
Caltrans Standard Specifications	2010	PITS070112-04
Caltrans Standard Plans	2010	PITS070112-05
California MUTCD	2012	PITS070112-06
City Standard Drawings - Updates Approved For Use (when specified)*	Varies	Varies
Standard Federal Equal Employment Opportunity Construction Contract Specifications and the Equal Opportunity Clause Dated 09-11-84	1984	769023
NOTE: Available online under Engineering Documents and References at: http://www.sandiego.gov/publicworks/edocref/index.shtml		

17. CITY’S RESPONSES AND ADDENDA: The City at its option, may respond to any or all questions submitted in writing, via letter, or FAX in the form of an addendum. No oral comment shall be of any force or effect with respect to this solicitation. The changes to the Contract Documents through addendum are made effective as though originally issued with the Bid. The Bidders shall acknowledge the receipt of Addenda on the form provided for this purpose in the Bid.

18. **CITY'S RIGHTS RESERVED:** The City reserves the right to cancel the Notice Inviting Bids at any time, and further reserves the right to reject submitted Bids, without giving any reason for such action, at its sole discretion and without liability. Costs incurred by the Bidder(s) as a result of preparing Bids under the Notice Inviting Bids shall be the sole responsibility of each bidder. The Notice Inviting Bids creates or imposes no obligation upon the City to enter a contract.
19. **CONTRACT PRICING FORMAT:** This solicitation is for a Lump Sum contract with Unit Price provisions as set forth in the Bid Proposal Form(s), Volume 2.
20. **SUBMITTAL OF "OR EQUAL" ITEMS:** See Section 4-1.6, "Trade Names or Equals" in The WHITEBOOK and as amended in the SSP.
21. **AWARD PROCESS:**
 - 21.1. The Award of this contract is contingent upon the Contractor's compliance with all conditions precedent to Award.
 - 21.2. Upon acceptance of a Bid, the City will prepare contract documents for execution within approximately 21 days of the date of the Bid opening and award the Contract approximately within 7 days of receipt of properly executed Contract, bonds, and insurance documents.
 - 21.3. This contract will be deemed executed, and effective, only upon the signing of the Contract by the Mayor or designee of the City.
22. **SUBCONTRACT LIMITATIONS:** The Bidder's attention is directed to Standard Specifications for Public Works Construction, Section 2-3, "SUBCONTRACTS" in The WHITEBOOK and as amended in the SSP which requires the Contractor to self perform the amount therein stipulated. Failure to comply with these requirements may render the Bid **non-responsive** and ineligible for award.
23. **AVAILABILITY OF PLANS AND SPECIFICATIONS:** Contract Documents may be obtained by visiting the City's website: <http://www.sandiego.gov/cip/>. Plans and Specifications for this contract are also available for review in the office of the City Clerk or Public Works Contracting Group.
24. **QUESTIONS:**
 - 24.1. The Director (or designee), of the Public Works Department is the officer responsible for opening, examining, and evaluating the competitive Bids submitted to the City for the acquisition, construction and completion of any public improvement except when otherwise set forth in these documents. All questions related to this procurement action shall be addressed to the Public Works Contracting Group, Attention Contract Specialist, 1010 Second Avenue, Suite 1400, San Diego, California, 92101, and Telephone No. (619) 533-3450.
 - 24.2. Questions received less than 14 days prior to the date for opening of Bids may not be answered.
 - 24.3. Interpretations or clarifications considered necessary by the City in response to such questions will be issued by Addenda which will be uploaded to the City's online bidding service.

- 24.4. Only questions answered by formal written addenda will be binding. Oral and other interpretations or clarifications will be without legal effect. It is the Bidder's responsibility to become informed of any Addenda that have been issued and to include all such information in its Bid.
25. **ELIGIBLE BIDDERS:** No person, firm, or corporation shall be allowed to make, file, or be interested in **more** than one (1) Bid for the same work unless alternate Bids are called for. A person, firm or corporation who has submitted a sub-proposal to a Bidder, or who has quoted prices on materials to a Bidder, is not hereby disqualified from submitting a sub-proposal or quoting prices to other Bidders or from submitting a Bid in its own behalf. Any Bidder who submits more than one bid will result in the rejection of all bids submitted.
26. **SAN DIEGO BUSINESS TAX CERTIFICATE:** The Contractor and Subcontractors, not already having a City of San Diego Business Tax Certificate for the work contemplated shall secure the appropriate certificate from the City Treasurer, Civic Center Plaza, first floor and submit to the Contract Specialist upon request or as specified in the Contract Documents. Tax Identification numbers for both the Bidder and the listed Subcontractors must be submitted on the City provided forms with the Notice Inviting Bids and Contract forms.
27. **PROPOSAL FORMS:** Bid shall be made only upon the Bidding Documents i.e., Proposal form attached to and forming a part of the specifications. The signature of each person signing shall be in longhand.
- 27.1. Bidder shall complete and submit all pages in the "Bidding Document" Section (see Volume 2) as their Bid per the schedule given under "Required Documents Schedule," (see Volume 1). Bidder is requested to retain for their reference other portions of the Contract Documents that are not required to be submitted with the Bid. The entire specifications for the bid package do not need to be submitted with the bid.
- 27.2. The City may require any Bidder to furnish a statement of experience, financial responsibility, technical ability, equipment, and references.
- 27.3. Bids and certain other forms and documents as specified in the Volume 2 of 2 of the Contract Documents shall be enclosed in a sealed envelope and shall bear the title of the work and name of the Bidder and the appropriate State Contractors License designation which the Bidder holds.
- 27.4. Bids may be withdrawn by the Bidder prior to, but not after, the time fixed for opening of Bids.
28. **BIDDERS' GUARANTEE OF GOOD FAITH (BID SECURITY):**
- 28.1. With the exception of the contracts valued \$5,000 or less, JOC and Design-Build contracts, and contracts subject to the Small and Local Business Program of \$250,000 or less e.g., ELBE contracts, each Bidder shall accompany its Bid with either a cashier's check upon some responsible bank, or a check upon such bank properly certified or an approved corporate surety bond payable to the City of San Diego, for an amount of not less than 10% of the aggregate sum of the Bid, which check or bond, and the monies represented thereby shall be held by the City as a guarantee that the Bidder, if awarded the contract, will in good faith enter into such contract and furnish the required final bonds.

- 28.2. The Bidder agrees that in case of Bidder's refusal or failure to execute this contract and give required final bonds, the money represented by a cashier's or certified check shall remain the property of the City, and if the Bidder shall fail to execute this contract, the Surety agrees that it will pay to the City damages which the City may suffer by reason of such failure, not exceeding the sum of 10% of the amount of the Bid.
- 28.3. A Bid received without the specified bid security will be rejected as being **non-responsive**.

29. AWARD OF CONTRACT OR REJECTION OF BIDS:

- 29.1. This contract may be awarded to the lowest responsible and reliable Bidder.
- 29.2. Bidders shall complete the entire Bid schedule (also referred to as "schedule of prices" or Proposal form). Incomplete price schedules will be rejected as being non-responsive.
- 29.3. The City reserves the right to reject any or all Bids, and to waive any informality or technicality in Bids received and any requirements of these specifications as to bidding procedure.
- 29.4. Bidders will not be released on account of their errors of judgment. Bidders may be released only upon receipt by the City from the Bidder within 3 Working Days, excluding Saturdays, Sundays, and state holidays, after the opening of Bids, of written notice which includes proof of honest, credible, clerical error of material nature, free from fraud or fraudulent intent, and of evidence that reasonable care was observed in the preparation of the Bid.
- 29.5. A non-selected Bidder may protest award of the Contract to the selected Bidder by submitting a written "Notice of Intent to Protest" including supporting documentation which shall be received by Public Works Contracting Group no later than 10 days after the City's announcement of the selected Bidder or no later than 10 days from the date that the City issues notice of designation of a Bidder as non-responsive in accordance with San Diego Municipal Code Chapter 2, § 22.3029, "Protests of Contract Award."
- 29.6. The City of San Diego will not discriminate with regard to race, religious creed, color, national origin, ancestry, physical handicap, marital status, sex or age, in the award of contracts.
- 29.7. Each Bid package properly executed as required by these specifications shall constitute a firm offer, which may be accepted by the City within the time specified in the Proposal.
- 29.8. The City reserves the right to evaluate all Bids and determine the lowest Bidder on the basis of any proposed alternates, additive items or options, at its discretion that will be disclosed in the Volume 2 of 2.

30. BID RESULTS:

- 30.1.** The Bid opening by the City shall constitute the public announcement of the Apparent Low Bidder. In the event that the Apparent Low Bidder is subsequently deemed non-responsive or non-responsible, a public announcement will be posted in the City's web page: <http://www.sandiego.gov/cip/index.shtml>, with the name of the newly designated Apparent Low Bidder.
- 30.2.** To obtain Bid results, either attend Bid opening, review the results on the City's web site, or provide a self-addressed, stamped envelope, referencing Bid number, and Bid tabulation will be mailed to you upon verification of extensions. Bid results cannot be given over the telephone.

31. THE CONTRACT:

- 31.1.** The Bidder to whom award is made shall execute a written contract with the City of San Diego and furnish good and approved bonds and insurance certificates specified by the City within 14 days after receipt by Bidder of a form of contract for execution unless an extension of time is granted to the Bidder in writing.
- 31.2.** If the Bidder takes longer than 14 days to fulfill these requirements, then the additional time taken shall be added to the Bid guarantee. The Contract shall be made in the form adopted by the City, which includes the provision that no claim or suit whatsoever shall be made or brought by Contractor against any officer, agent, or employee of the City for or on account of anything done or omitted to be done in connection with this contract, nor shall any such officer, agent, or employee be liable hereunder.
- 31.3.** If the Bidder to whom the award is made fails to enter into the contract as herein provided, the award may be annulled and the Bidder's Guarantee of Good Faith will be subject to forfeiture. An award may be made to the next lowest responsible and reliable Bidder who shall fulfill every stipulation embraced herein as if it were the party to whom the first award was made.
- 31.4.** Pursuant to the San Diego City Charter section 94, the City may only award a public works contract to the lowest responsible and reliable Bidder. The City will require the Apparent Low Bidder to (i) submit information to determine the Bidder's responsibility and reliability, (ii) execute the Contract in form provided by the City, and (iii) furnish good and approved bonds and insurance certificates specified by the City within 14 Days, unless otherwise approved by the City, in writing after the Bidder receives notification from the City, designating the Bidder as the Apparent Low Bidder and formally requesting the above mentioned items.
- 31.5.** The award of the Contract is contingent upon the satisfactory completion of the above mentioned items and becomes effective upon the signing of the Contract by the Mayor or designee. If the Apparent Low Bidder does not execute the Contract or submit required documents and information, the City may award the Contract to the next lowest responsible and reliable Bidder who shall fulfill every condition precedent to award. A corporation designated as the Apparent Low Bidder shall furnish evidence of its corporate existence and evidence that the officer signing the Contract and bond for the corporation is duly authorized to do so.

- 32. EXAMINATION OF PLANS, SPECIFICATIONS, AND SITE OF WORK:** The Bidder shall examine carefully the Project Site, the Plans and Specifications, other materials as described in the Special Provisions, Section 2-7, and the proposal forms (e.g., Bidding Documents). The submission of a Bid shall be conclusive evidence that the Bidder has investigated and is satisfied as to the conditions to be encountered, as to the character, quality, and scope of Work, the quantities of materials to be furnished, and as to the requirements of the Bidding Documents Proposal, Plans, and Specifications.
- 33. CITY STANDARD PROVISIONS.** This contract is subject to the following standard provisions. See The WHITEBOOK for details.
- 33.1.** The City of San Diego Resolution No. R-277952 adopted on May 20, 1991 for a Drug-Free Workplace.
- 33.2.** The City of San Diego Resolution No. R-282153 adopted on June 14, 1993 related to the Americans with Disabilities Act.
- 33.3.** The City of San Diego Municipal Code §22.3004 for Pledge of Compliance.
- 33.4.** The City of San Diego’s Labor Compliance Program and the State of California Labor Code §§1771.5(b) and 1776.
- 33.5.** Sections 1777.5, 1777.6, and 1777.7 of the State of California Labor Code concerning the employment of apprentices by contractors and subcontractors performing public works contracts.
- 33.6.** The City’s Equal Benefits Ordinance (EBO), Chapter 2, Article 2, Division 43 of The San Diego Municipal Code (SDMC).
- 33.7.** The City’s Information Security Policy (ISP) as defined in the City’s Administrative Regulation 90.63.
- 34. PRE-AWARD ACTIVITIES:**
- 34.1.** The selected contractor by the City to execute a contract for this Work shall provide the information required within the time specified in “Required Documents,” of this bid package. Failure to provide the information within the time specified may result in the Bid being rejected as **non-responsive**.
- 34.2.** If the Bid is rejected as non-responsive, the selected contractor by the City to execute a contract for this Work shall forfeit the required Bid. The decision that the selected contractor by the City to execute a contract for this Work is non-responsive for failure to provide the information required within the time specified shall be at the sole discretion of the City.
- 35. REQUIRED DOCUMENT SCHEDULE:**
- 35.1.** The Bidder’s attention is directed to the City’s Municipal Code §22.0807(e), (3)-(5) for important information regarding grounds for debarment for failure to submit required documentation.

35.2. The specified Equal Opportunity Contracting Program (EOCP) forms are available for download from the City's web site at:

<http://www.sandiego.gov/eoc/forms/index.shtml>

ITEM	WHEN DUE	FROM	DOCUMENT TO BE SUBMITTED
1.	BID SUBMITTAL DATE/TIME	ALL BIDDERS	Bid
2.	BID SUBMITTAL DATE/TIME	ALL BIDDERS	Bid Bond
3.	BID SUBMITTAL DATE/TIME	ALL BIDDERS	Non-collusion Affidavit to be Executed By Bidder and Submitted with Bid under 23 USC 112 and PCC 7106
4.	BID SUBMITTAL DATE/TIME	ALL BIDDERS	Contractors Certification of Pending Actions
5.	BID SUBMITTAL DATE/TIME	ALL BIDDERS	Equal Benefits Ordinance Certification of Compliance
6.	BID SUBMITTAL DATE/TIME	ALL BIDDERS	Form AA35 - List of Subcontractors
7.	BID SUBMITTAL DATE/TIME	ALL BIDDERS	Form AA40 - Named Equipment/Material Supplier List
8.	WITHIN 3 WORKING DAYS OF BID OPENING WITH GOOD FAITH EFFORT DOCUMENTATION	ALL BIDDERS	Proof of Valid DBE-MBE-WBE-DVBE Certification Status e.g., Certs.
9.	WITHIN 10 WORKING DAYS AFTER RECEIPT BY BIDDER OF CONTRACT FORMS	APPARENT LOW BIDDER	Names of the principal individual owners of the Apparent Low Bidder
10.	WITHIN 10 WORKING DAYS AFTER RECEIPT BY BIDDER OF CONTRACT FORMS	APPARENT LOW BIDDER	If the Contractor is a Joint Venture: <ul style="list-style-type: none"> • Joint Venture Agreement • Joint Venture License
11.	WITHIN 10 WORKING DAYS AFTER RECEIPT BY BIDDER OF CONTRACT FORMS	APPARENT LOW BIDDER	Form BB05 - Work Force Report
12.	WITHIN 10 WORKING DAYS AFTER RECEIPT BY BIDDER OF CONTRACT FORMS	APPARENT LOW BIDDER	Contract Forms - Agreement
13.	WITHIN 10 WORKING DAYS AFTER RECEIPT BY BIDDER OF CONTRACT FORMS	APPARENT LOW BIDDER	Contract Forms - Payment and Performance Bond

ITEM	WHEN DUE	FROM	DOCUMENT TO BE SUBMITTED
14.	WITHIN 10 WORKING DAYS AFTER RECEIPT BY BIDDER OF CONTRACT FORMS	APPARENT LOW BIDDER	Certificates of Insurance and Endorsements
15.	WITHIN 10 WORKING DAYS AFTER RECEIPT BY BIDDER OF CONTRACT FORMS	APPARENT LOW BIDDER	Contractor Certification - Drug-Free Workplace
16.	WITHIN 10 WORKING DAYS AFTER RECEIPT BY BIDDER OF CONTRACT FORMS	APPARENT LOW BIDDER	Contractor Certification - American with Disabilities Act
17.	WITHIN 10 WORKING DAYS AFTER RECEIPT BY BIDDER OF CONTRACT FORMS	APPARENT LOW BIDDER	Contractors Standards - Pledge of Compliance

CONTRACT FORMS
AGREEMENT

CONTRACT FORMS AGREEMENT

CONSTRUCTION CONTRACT

This contract is made and entered into between THE CITY OF SAN DIEGO, a municipal corporation, herein called "City", and Crest Equipment, Inc., herein called "Contractor" for construction of Clairemont Drive Sidewalk; Bid No L-14-5902-DBB-2; in the amount of Two Hundred Six Thousand Four Hundred Seventy-Eight Dollars and 00/100 (\$206,478.00), which is comprised of the Base Bid.

IN CONSIDERATION of the payments to be made hereunder and the mutual undertakings of the parties hereto, City and Contractor agree as follows:


1. The following are incorporated into this contract as though fully set forth herein:
 - (a) The attached Faithful Performance and Payment Bonds.
 - (b) The attached Proposal included in the Bid documents by the Contractor.
 - (c) Reference Standards listed in the Notice Inviting Bids and the Supplementary Special Provisions (SSP).
 - (d) That certain documents entitled Clairemont Drive Sidewalk, on file in the office of the Public Works Department as Document No. B11107, as well as all matters referenced therein.
2. The Contractor shall perform and be bound by all the terms and conditions of this contract and in strict conformity therewith shall perform and complete in a good and workmanlike manner Clairemont Drive Sidewalk, Bid Number L-14-5902-DBB-2, San Diego, California.
3. For such performances, the City shall pay to Contractor the amounts set forth at the times and in the manner and with such additions or deductions as are provided for in this contract, and the Contractor shall accept such payment in full satisfaction of all claims incident to such performances.
4. No claim or suit whatsoever shall be made or brought by Contractor against any officer, agent, or employee of the City for or on account of anything done or omitted to be done in connection with this contract, nor shall any such officer, agent, or employee be liable hereunder.
5. This contract is effective as of the date that the Mayor or designee signs the agreement.


CONTRACT FORMS (continued)
AGREEMENT

IN WITNESS WHEREOF, this Agreement is signed by the City of San Diego, acting by and through its Mayor or designee, pursuant to Municipal Code 22.3107 authorizing such execution.

THE CITY OF SAN DIEGO

APPROVED AS TO FORM AND LEGALITY

By: 
Stephen Samara
Senior Contract Specialist
Public Works Contracting Group

Jan I. Goldsmith, City Attorney
By: 
Print Name: RYAN P GERRITY
Deputy City Attorney

Date: 10-25-2013

Date: 10/24/13

CONTRACTOR

By: 

Print Name: Wendy Belio

Title: Pres.

Date: 9.16.13

City of San Diego License No.: B2003025367

State Contractor's License No.: 892791

**CONTRACT/AGREEMENT
ATTACHMENTS**

CONTRACT ATTACHMENT
PERFORMANCE BOND AND LABOR AND MATERIALMEN'S BOND

FAITHFUL PERFORMANCE BOND AND LABOR AND MATERIALMEN'S BOND:

Crest Equipment, Inc., a corporation, as principal, and
U.S. Specialty Insurance Company, a corporation authorized to do
business in the State of California, as Surety, hereby obligate themselves, their successors and
assigns, jointly and severally, to The City of San Diego a municipal corporation in the sum of
Two Hundred Six Thousand Four Hundred Seventy-Eight Dollars and 00/100 (\$206,478.00); for
the faithful performance of the annexed contract, and in the sum of **Two Hundred Six Thousand**
Four Hundred Seventy-Eight Dollars and 00/100 (\$206,478.00), for the benefit of laborers and
materialmen designated below.

Conditions:

If the Principal shall faithfully perform the annexed contract **Clairemont Drive Sidewalk**,
Bid Number **L-14-5902-DBB-2**, San Diego, California then the obligation herein with respect to a
faithful performance shall be void; otherwise it shall remain in full force.

If the Principal shall promptly pay all persons, firms and corporations furnishing materials for
or performing labor in the execution of this contract, and shall pay all amounts due under the
California Unemployment Insurance Act then the obligation herein with respect to laborers and
materialmen shall be void; otherwise it shall remain in full force.

The obligation herein with respect to laborers and materialmen shall inure to the benefit of all
persons, firms and corporations entitled to file claims under the provisions of Chapter 3 of Division 5
of Title I of the Government Code of the State of California or under the provisions of Section 3082
et seq. of the Civil Code of the State of California.

Changes in the terms of the annexed contract or specifications accompanying same or
referred to therein shall not affect the Surety's obligation on this bond, and the Surety hereby waives
notice of same.

CONTRACT ATTACHMENT (continued)
PERFORMANCE BOND AND LABOR AND MATERIALMEN'S BOND

The Surety shall pay reasonable attorney's fees should suit be brought to enforce the provisions of this bond.

Dated 09/16/2013

Approved as to Form and Legality

Crest Equipment, Inc.

Principal

By Wendy Belio

Wendy Belio

Printed Name of Person Signing for Principal

Jan I. Goldsmith, City Attorney

By [Signature]
Deputy City Attorney

U.S. Specialty Insurance Company

Surety

By [Signature]
Paul S. Dito, Attorney-in-fact

Approved:

By: [Signature]
Stephen Samara
Senior Contract Specialist
Public Works Contracting Group

625 The City Drive South, Suite 130

Local Address of Surety

Orange, CA 92868

Local Address (City, State) of Surety

(714) 740-7000

Local Telephone No. of Surety

Premium \$ \$6,194.00

Bond No. 1000964654

State of California)
County of Orange)

CALIFORNIA ALL-PURPOSE CERTIFICATE OF ACKNOWLEDGMENT

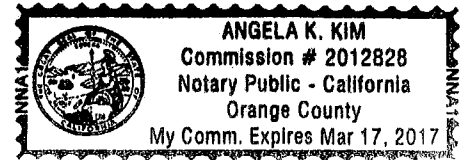
On 9/16/2013 before me, Angela K. Kim, Notary Public
(here insert name and title of the officer)

personally appeared Paul S. Dito

who proved to me on the basis of satisfactory evidence to be the person whose name is ~~is~~ subscribed to the within instrument and acknowledged to me that he ~~she~~ executed the same in his ~~her~~ authorized capacity , and that by his ~~her~~ signature on the instrument the person , or the entity upon behalf of which the person acted, executed the instrument.

I certify under PENALTY OF PERJURY under the laws of the State of California that the foregoing paragraph is true and correct.

WITNESS my hand and official seal.



Signature _____

(Seal)

OPTIONAL INFORMATION

Although the information in this section is not required by law, it could prevent fraudulent removal and reattachment of this acknowledgment to an unauthorized document and may prove useful to persons relying on the attached document.

Description of Attached Document

The preceding Certificate of Acknowledgment is attached to a document titled/for the purpose of 1000964654

containing _____ pages, and dated _____

The signer(s) capacity or authority is/are as:

- Individual(s)
 Attorney-in-Fact
 Corporate Officer(s) _____
Title(s) _____

- Guardian/Conservator
 Partner - Limited/General
 Trustee(s)
 Other: _____

representing: U. S. SPECIALTY INSURANCE COMPANY
Name(s) of Person(s) or Entity(ies) Signer is Representing

Additional Information	
Method of Signer Identification	
Proved to me on the basis of satisfactory evidence: <input type="checkbox"/> form(s) of identification <input type="checkbox"/> credible witness(es)	
Notarial event is detailed in notary journal on: Page # _____ Entry # _____	
Notary contact: _____	
Other	
<input type="checkbox"/> Additional Signer(s)	<input type="checkbox"/> Signer(s) Thumbprint(s)
<input type="checkbox"/>	

POWER OF ATTORNEY

**AMERICAN CONTRACTORS INDEMNITY COMPANY TEXAS BONDING COMPANY
UNITED STATES SURETY COMPANY U.S. SPECIALTY INSURANCE COMPANY**

KNOW ALL MEN BY THESE PRESENTS: That American Contractors Indemnity Company, a California corporation, Texas Bonding Company, an assumed name of American Contractors Indemnity Company, United States Surety Company, a Maryland corporation and U.S. Specialty Insurance Company, a Texas corporation (collectively, the "Companies"), do by these presents make, constitute and appoint:

Paul S. Dito, Ariel T. Heredia, Khoi Tran, Maricela Lares, or Angela Kim of Orange, California

its true and lawful Attorney(s)-in-fact, each in their separate capacity if more than one is named above, with full power and authority hereby conferred in its name, place and stead, to execute, acknowledge and deliver any and all bonds, recognizances, undertakings or other instruments or contracts of suretyship to include riders, amendments, and consents of surety, providing the bond penalty does not exceed *****Three Million***** Dollars (\$ **3,000,000.00**).

This Power of Attorney shall expire without further action on December 08, 2016. This Power of Attorney is granted under and by authority of the following resolutions adopted by the Boards of Directors of the Companies:

Be it Resolved, that the President, any Vice-President, any Assistant Vice-President, any Secretary or any Assistant Secretary shall be and is hereby vested with full power and authority to appoint any one or more suitable persons as Attorney(s)-in-Fact to represent and act for and on behalf of the Company subject to the following provisions:

Attorney-in-Fact may be given full power and authority for and in the name of and on behalf of the Company, to execute, acknowledge and deliver, any and all bonds, recognizances, contracts, agreements or indemnity and other conditional or obligatory undertakings, including any and all consents for the release of retained percentages and/or final estimates on engineering and construction contracts, and any and all notices and documents canceling or terminating the Company's liability thereunder, and any such instruments so executed by any such Attorney-in-Fact shall be binding upon the Company as if signed by the President and sealed and effected by the Corporate Secretary.

Be it Resolved, that the signature of any authorized officer and seal of the Company heretofore or hereafter affixed to any power of attorney or any certificate relating thereto by facsimile, and any power of attorney or certificate bearing facsimile signature or facsimile seal shall be valid and binding upon the Company with respect to any bond or undertaking to which it is attached.

IN WITNESS WHEREOF, The Companies have caused this instrument to be signed and their corporate seals to be hereto affixed, this 10th day of December, 2012.

**AMERICAN CONTRACTORS INDEMNITY COMPANY TEXAS BONDING COMPANY
UNITED STATES SURETY COMPANY U.S. SPECIALTY INSURANCE COMPANY**

Corporate Seals



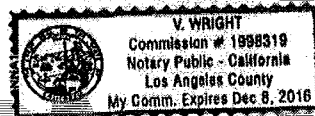
By: [Signature]
Daniel P. Aguilar, Vice President

State of California
County of Los Angeles SS:

On 10th day of December, 2012, before me, Vanessa Wright, a notary public, personally appeared Daniel P. Aguilar, Vice President of American Contractors Indemnity Company, Texas Bonding Company, United States Surety Company and U.S. Specialty Insurance Company who proved to me on the basis of satisfactory evidence to be the person whose name is subscribed to the within instrument and acknowledged to me that he executed the same in his authorized capacity, and that by his signature on the instrument the person(s), or the entity upon behalf of which the person(s) acted, executed the instrument.

I certify under PENALTY OF PERJURY under the laws of the State of California that the foregoing paragraph is true and correct. WITNESS my hand and official seal.

Signature [Signature] (Seal)



I, Jeannie Lee, Assistant Secretary of American Contractors Indemnity Company, Texas Bonding Company, United States Surety Company and U.S. Specialty Insurance Company, do hereby certify that the above and foregoing is a true and correct copy of a Power of Attorney, executed by said Companies, which is still in full force and effect; furthermore, the resolutions of the Boards of Directors, set out in the Power of Attorney are in full force and effect.

In Witness Whereof, I have hereunto set my hand and affixed the seals of said Companies at Los Angeles, California this 16TH day of SEPTEMBER, 2013

Corporate Seals

Bond No. 1000964654
Agency No. 9007



[Signature]
Jeannie Lee, Assistant Secretary

CONTRACTOR CERTIFICATION

DRUG-FREE WORKPLACE

PROJECT TITLE: CLAIREMONT DRIVE SIDEWALK

I hereby certify that I am familiar with the requirements of San Diego City Council Policy No. 100-17 regarding Drug-Free Workplace as outlined in the WHITEBOOK, Section 7-13.3, "Drug-Free Workplace", of the project specifications, and that;

Crest Equipment, Inc

(Name under which business is conducted)

has in place a drug-free workplace program that complies with said policy. I further certify that each subcontract agreement for this project contains language which indicates the subcontractor's agreement to abide by the provisions of subdivisions a) through c) of the policy as outlined.

Signed Wend Belio

Printed Name Wend Belio

Title Pres

CONTRACTOR CERTIFICATION

AMERICAN WITH DISABILITIES ACT (ADA) COMPLIANCE CERTIFICATION

PROJECT TITLE: CLAIREMONT DRIVE SIDEWALK

I hereby certify that I am familiar with the requirements of San Diego City Council Policy No. 100-4 regarding the American With Disabilities Act (ADA) outlined in the WHITEBOOK, Section 7-13.2, "American With Disabilities Act", of the project specifications, and that;

Crest Equipment, Inc.

(Name under which business is conducted)

has in place workplace program that complies with said policy. I further certify that each subcontract agreement for this project contains language which indicates the subcontractor's agreement to abide by the provisions of the policy as outlined.

Signed Wend Belio

Printed Name Wend Belio

Title Pres

CONTRACTOR CERTIFICATION

CONTRACTOR STANDARDS – PLEDGE OF COMPLIANCE

PROJECT TITLE: CLAIREMONT DRIVE SIDEWALK

I declare under penalty of perjury that I am authorized to make this certification on behalf of Crest Equipment, Inc, as Contractor, that I am familiar with the requirements of City of San Diego Municipal Code § 22.3224 regarding Contractor Standards as outlined in the WHITEBOOK, Section 7-13.4, ("Contractor Standards"), of the project specifications, and that Contractor has complied with those requirements.

I further certify that each of the Contractor's subcontractors whose subcontracts are greater than \$50,000 in value has completed a Pledge of Compliance attesting under penalty of perjury of having complied with City of San Diego Municipal Code § 22.3224.

Dated this 16 Day of Sept., 2013.

Signed Wendy Belio

Printed Name Wendy Belio

Title Pres.

COMPANY LETTERHEAD
CERTIFICATE OF COMPLIANCE

Materials and Workmanship Compliance

For Contract or Task _____

I certify that the material listed below complies with the materials and workmanship requirements of the Caltrans Contract Plans, Special Provisions, Standard Specifications, and Standard Plans for the contract listed above.

I also certify that I am an official representative for _____, the manufacturer of the material listed above. Furthermore, I certify that where California test methods, physical or chemical test requirements are part of the specifications, that the manufacturer has performed the necessary quality control to substantiate this certification.

Material Description:

Manufacturer: _____
Model: _____
Serial Number (if applicable) _____
Quantity to be supplied: _____
Remarks: _____

Signed by: _____

Printed Name: _____

Title: _____

Company: _____

Date: _____

AFFIDAVIT OF DISPOSAL

WHEREAS, on the _____ DAY OF _____, _____, the undersigned entered into and executed a contract with the City of San Diego, a municipal corporation, for:

CLAIREMONT DRIVE SIDEWALK
(Name of Project)

as particularly described in said contract and identified as Bid No. **L-14-5902-DBB-2**; SAP No. (WBS/IO/CC) **B-11107**; and **WHEREAS**, the specification of said contract requires the Contractor to affirm that "all brush, trash, debris, and surplus materials resulting from this project have been disposed of in a legal manner"; and **WHEREAS**, said contract has been completed and all surplus materials disposed of:

NOW, THEREFORE, in consideration of the final payment by the City of San Diego to said Contractor under the terms of said contract, the undersigned Contractor, does hereby affirm that all surplus materials as described in said contract have been disposed of at the following location(s)

and that they have been disposed of according to all applicable laws and regulations.

Dated this _____ DAY OF _____, _____.

Contractor
by

ATTEST:

State of _____
County of _____

On this _____ DAY OF _____, 2____, before the undersigned, a Notary Public in and for said County and State, duly commissioned and sworn, personally appeared _____ known to me to be the _____ Contractor named in the foregoing Release, and whose name is subscribed thereto, and acknowledged to me that said Contractor executed the said Release.

Notary Public in and for said County and State

COMPANY LETTERHEAD
CERTIFICATE OF COMPLIANCE

Materials and Workmanship Compliance

For Contract or Task _____

I certify that the material listed below complies with the materials and workmanship requirements of the Caltrans Contract Plans, Special Provisions, Standard Specifications, and Standard Plans for the contract listed above.

I also certify that I am an official representative for _____, the manufacturer of the material listed above. Furthermore, I certify that where California test methods, physical or chemical test requirements are part of the specifications, that the manufacturer has performed the necessary quality control to substantiate this certification.

Material Description:

Manufacturer: _____
Model: _____
Serial Number (if applicable) _____
Quantity to be supplied: _____
Remarks: _____

Signed by: _____

Printed Name: _____

Title: _____

Company: _____

Date: _____

SUPPLEMENTARY SPECIAL PROVISIONS (SSP)

SUPPLEMENTARY SPECIAL PROVISIONS

The following Supplementary Special Provisions (SSP) modifies the following documents:

- 1) Standard Specifications for Public Works Construction (The GREENBOOK) currently in effect.
 - 2) The City of San Diego Standard Specifications for Public Works Construction (The WHITEBOOK).
-

SECTION 1 – TERMS, DEFINITIONS, ABBREVIATIONS, UNITS OF MEASURE, AND SYMBOLS

1-2 TERMS AND DEFINITIONS.

Normal Working Hours. To the City Supplement, ADD the following:

The Normal Working Hours are **8:30 A.M. to 3:30 P.M.**

SECTION 2 - SCOPE AND CONTROL OF WORK

2-3.2 Self Performance. DELETE in its entirety and SUBSTITUTE with the following:

1. You must perform, with your own organization, Contract work amounting to at least 50% of the base bid alone or base bid and any additive or deductive alternate(s) that together when added or deducted form the basis of award.
2. The self performance percentage requirement will be waived for contracts when a “B” License is required or allowed.

2-7 SUBSURFACE DATA. ADD the following:

1. In preparation of the Contract Documents, the designer has relied upon the following reports of explorations and tests of subsurface conditions at the Work Site:
 1. Report of Geotechnical Evaluation dated November 30, 2011 by Ninyo & Moore and Associates.
 2. The report(s) listed above is(are) available for review by contacting the City Project Manager or visiting:

<ftp://ftp.sannet.gov/OUT/ECP/2-7%20SUBSURFACE%20DATA/>

SECTION 4 - CONTROL OF MATERIALS

4-1.3.5 Special Inspection. To the City Supplement, DELETE in its entirety and SUBSTITUTE with the following:

1. The City has hired a Development Services Department certified Special Inspector for the construction of the retaining wall along the south side of Clairemont Drive between Denver Street and Galveston Street.
2. Contractor Responsibilities:
 - a. You must notify the Special Inspector prior to performing any item of Work that requires Special Inspection and must review the Contract Documents and perform any necessary preparatory Work at the Site.
 - b. You must not perform any items of Work that requires Special Inspection without the presence of the Special Inspector(s) during the performance of that Work. Work requiring continuous inspection performed without Special Inspection is subject to removal.
3. Duties and responsibilities of the Special Inspector. You must coordinate with the Special Inspector to ensure the following requirements are met by the Special Inspector:
 1. The Special Inspector must observe the Work for conformance with the approved Plans and Specifications. Shop Drawings, Working Drawings, or both may be used only as an aid to inspection. Special Inspections will be performed on a continuous or periodic basis, as detailed on the “Summary of Special Inspection” table on the Plans. Continuous basis means that the Special Inspector must be on site at all times observing the Work requiring Special Inspection.
 2. The Special Inspector must bring nonconforming items to your immediate attention and note all such items in the daily report. If any item is not resolved in a timely manner or is about to be incorporated in the Work, the Special Inspector must immediately notify the Engineer.
 3. The Special Inspector must furnish weekly reports of tests and inspections directly to the Engineer. These reports must include the following:
 - a. Description of daily inspections and tests made with applicable locations;
 - b. Listing of all nonconforming items;
 - c. Report on how nonconforming items were resolved; and
 - d. Any itemized changes authorized by the Engineer in order to resolve nonconforming items.
 4. The Special Inspector must submit a final signed report to the Engineer stating that Work requiring Special Inspection and testing were inspected, tested and reported, and to the best of Special Inspector’s knowledge, is in conformance with the approved Plans and Specifications.

4-1.6 Trade Names or Equals. ADD the following:

You must submit your list of proposed substitutions for “an equal” (“or equal”) item(s) **no later than 5 Working Days after the determination of the Apparent Low Bidder** and on a City form when provided by the City.

SECTION 7 - RESPONSIBILITIES OF THE CONTRACTOR

7-3 LIABILITY INSURANCE. DELETE in its entirety and SUBSTITUTE with the following:

The insurance provisions herein must not be construed to limit your indemnity obligations contained in the Contract.

7-3.1 Policies and Procedures.

1. You must procure the insurance described below, at its sole cost and expense, to provide coverage against claims for loss including injuries to persons or damage to property, which may arise out of or in connection with the performance of the Work by you, your agents, representatives, officers, employees or Subcontractors.
2. Insurance coverage for property damage resulting from your operations is on a replacement cost valuation. The market value will not be accepted.
3. You must maintain this insurance for the duration of this contract and at all times thereafter when you are correcting, removing, or replacing Work in accordance with this contract. Your liabilities under the Contract, e.g., your indemnity obligations, is not deemed limited to the insurance coverage required by this contract.
4. Payment for insurance is included in the various items of Work as bid by you, and except as specifically agreed to by the City in writing, you are not entitled to any additional payment. Do not begin any work under this contract until you have provided and the City has approved all required insurance.
5. Policies of insurance must provide that the City is entitled to 30 days (10 days for cancellation due to non-payment of premium) prior written notice of cancellation or non-renewal of the policy. Maintenance of specified insurance coverage is a material element of the Contract. Your failure to maintain or renew coverage or to provide evidence of renewal during the term of the Contract may be treated by the City as a material breach of the Contract.

7-3.2 Types of Insurance.

7-3.2.1 Commercial General Liability Insurance.

1. Commercial General Liability Insurance must be written on the current version of the ISO Occurrence form CG 00 01 07 98 or an equivalent form providing coverage at least as broad.

2. The policy must cover liability arising from premises and operations, XCU (explosions, underground, and collapse), independent contractors, products/completed operations, personal injury and advertising injury, bodily injury, property damage, and liability assumed under an insured's contract (including the tort liability of another assumed in a business contract).
3. There must be no endorsement or modification limiting the scope of coverage for either "insured vs. insured" claims or contractual liability. You must maintain the same or equivalent insurance for at least 10 years following completion of the Work.
4. All costs of defense must be outside the policy limits. Policy coverage must be in liability limits of not less than the following:

<u>General Annual Aggregate Limit</u>	<u>Limits of Liability</u>
Other than Products/Completed Operations	\$2,000,000
Products/Completed Operations Aggregate Limit	\$2,000,000
Personal Injury Limit	\$1,000,000
Each Occurrence	\$1,000,000

7-3.2.2 Commercial Automobile Liability Insurance.

1. You must provide a policy or policies of Commercial Automobile Liability Insurance written on the current version of the ISO form CA 00 01 12 90 or later version or equivalent form providing coverage at least as broad in the amount of \$1,000,000 combined single limit per accident, covering bodily injury and property damage for owned, non-owned, and hired automobiles ("Any Auto").
2. All costs of defense must be outside the limits of the policy.

7-3.3 Rating Requirements. Except for the State Compensation Insurance Fund, all insurance required by this contract as described herein must be carried only by responsible insurance companies with a rating of, or equivalent to, at least "A-, VI" by A.M. Best Company, that are authorized by the California Insurance Commissioner to do business in the State, and that have been approved by the City.

7-3.3.1 Non-Admitted Carriers. The City will accept insurance provided by non-admitted, "surplus lines" carriers only if the carrier is authorized to do business in the State and is included on the List of Approved Surplus Lines Insurers (LASLI list).

All policies of insurance carried by non-admitted carriers must be subject to all of the requirements for policies of insurance provided by admitted carriers described herein.

7-3.4 Evidence of Insurance. Furnish to the City documents e.g., certificates of insurance and endorsements evidencing the insurance required herein, and furnish renewal documentation prior to expiration of this insurance. Each required document must be signed by the insurer or a person authorized by the insurer to bind coverage on its behalf. We reserve the right to require complete, certified copies of all insurance policies required herein.

7-3.5 Policy Endorsements.

7-3.5.1 Commercial General Liability Insurance

7-3.5.1.1 Additional Insured.

- a) You must provide at your expense policy endorsement written on the current version of the ISO Occurrence form CG 20 10 11 85 or an equivalent form providing coverage at least as broad.
- b) To the fullest extent allowed by law e.g., California Insurance Code §11580.04, the policy must be endorsed to include the City and its respective elected officials, officers, employees, agents, and representatives as additional insured.
- c) The additional insured coverage for projects for which the Engineer's Estimate is \$1,000,000 or more must include liability arising out of: (a) Ongoing operations performed by you or on your behalf, (b) your products, (c) your work, e.g., your completed operations performed by you or on your behalf, or (d) premises owned, leased, controlled, or used by you.
- d) The additional insured coverage for projects for which the Engineer's Estimate is less than \$1,000,000 must include liability arising out of: (a) Ongoing operations performed by you or on your behalf, (b) your products, or (c) premises owned, leased, controlled, or used by you.

7-3.5.1.2 Primary and Non-Contributory Coverage. The policy must be endorsed to provide that the coverage with respect to operations, including the completed operations, if appropriate, of the Named Insured is primary to any insurance or self-insurance of the City and its elected officials, officers, employees, agents and representatives. Further, it must provide that any insurance maintained by the City and its elected officials, officers, employees, agents and representatives must be in excess of your insurance and must not contribute to it.

7-3.5.1.3 Project General Aggregate Limit.

The policy or policies must be endorsed to provide a Designated Construction Project General Aggregate Limit that will apply only to the Work. Only claims payments which arise from the Work must reduce the Designated Construction Project General Aggregate Limit. The Designated Construction Project General Aggregate Limit must be in addition to the aggregate limit provided for the products-completed operations hazard.

7-3.5.2 Commercial Automobile Liability Insurance.

7-3.5.2.1 Additional Insured. Unless the policy or policies of Commercial Auto Liability Insurance are written on an ISO form CA 00 01 12 90 or a later version of this form or equivalent form providing coverage at least as broad, the policy must be endorsed to include the City and its respective elected officials, officers, employees, agents, and representatives as additional insured, with respect to liability arising out of automobiles owned, leased, hired or borrowed by you or on your behalf. This endorsement is limited to the obligations permitted by California Insurance Code §11580.04.

7-3.6 Deductibles and Self-Insured Retentions. You must pay for all deductibles and self-insured retentions. You must disclose deductibles and self-insured retentions to the City at the time the evidence of insurance is provided.

7-3.7 Reservation of Rights. The City reserves the right, from time to time, to review your insurance coverage, limits, deductibles and self-insured retentions to determine if they are acceptable to the City. The City will reimburse you, without overhead, profit, or any other markup, for the cost of additional premium for any coverage requested by the Engineer but not required by this contract.

7-3.8 Notice of Changes to Insurance. You must notify the City 30 days prior to any material change to the policies of insurance provided under this contract.

7-3.9 Excess Insurance. Policies providing excess coverage must follow the form of the primary policy or policies e.g., all endorsements.

7-4 WORKERS' COMPENSATION INSURANCE. DELETE in its entirety and SUBSTITUTE with the following:

7-4.1 Workers' Compensation Insurance and Employers Liability Insurance.

1. In accordance with the provisions of §3700 of the California Labor Code, you must provide at your expense Workers' Compensation Insurance and Employers Liability Insurance to protect you against all claims under applicable state workers compensation laws. The City, its elected officials, and employees will not be responsible for any claims in law or equity occasioned by your failure to comply with the requirements of this section.

2. Limits for this insurance must be not less than the following:

<u>Workers' Compensation</u>	<u>Statutory Employers Liability</u>
Bodily Injury by Accident	\$1,000,000 each accident
Bodily Injury by Disease	\$1,000,000 each employee
Bodily Injury by Disease	\$1,000,000 policy limit

3. By signing and returning the Contract you certify that you are aware of the provisions of §3700 of the Labor Code which require every employer to be insured against liability for worker's compensation or to undertake self-insurance in accordance with the provisions of that code and you must comply with such provisions before commencing the Work as required by §1861 of the California Labor Code.

7-4.1.1 Waiver of Subrogation.

The policy or policies must be endorsed to provide that the insurer will waive all rights of subrogation against the City, and its respective elected officials, officers, employees, agents, and representatives for losses paid under the terms of the policy or policies and which arise from work performed by the Named Insured for the City.

7-10.5.3 Steel Plate Covers. Table 7-10.5.3(A), REVISE the plate thickness for 5'-3" trench width to read 1 3/4".

7-15 INDEMNIFICATION AND HOLD HARMLESS AGREEMENT. To the City Supplement, fourth paragraph, last sentence, DELETE in its entirety and SUBSTITUTE with the following:

Your duty to indemnify and hold harmless does not include any claims or liability arising from the established active or sole negligence, or willful misconduct of the City, its officers, or employees.

SECTION 8 - FACILITIES FOR AGENCY PERSONNEL

8-2 FIELD OFFICE FACILITIES. To the City Supplement, DELETE in its entirety.

SECTION 9 - MEASUREMENT AND PAYMENT

9-3.2.5 Withholding of Payment. To the City Supplement, item i), DELETE in its entirety and SUBSTITUTE with the following:

- i) Your failure to comply with 7-2.3, "PAYROLL RECORDS" and 2-16, "CONTRACTOR REGISTRATION AND ELECTRONIC REPORTING SYSTEM."

ADD:

9-3.7 Compensation Adjustments for Price Index Fluctuations. This Contract is not subject to the provisions of The WHITEBOOK for Compensation Adjustments for Price Index Fluctuations for the paving asphalt.

SECTION 203 – BITUMINOUS MATERIALS

203-15 RUBBER POLYMER MODIFIED SLURRY (RPMS). RPMS may be used on this contract.

SECTION 207 – PIPE

207-27 FUSIBLE NON-PRESSURE POLYVINYLCHOLORIDE PIPE. DELETE in its entirety.

SECTION 209 – STREET LIGHTING AND TRAFFIC SIGNAL MATERIALS

209-6.4 Induction Cobra Head Luminaire. To the City Supplement, CORRECT certain section numbering as follows:

OLD SECTION NUMBER	TITLE	NEW SECTION NUMBER
209-6.4.7	Luminaire Identification	209-6.4.8
209-6.4.8	Photometric Documentation	209-6.4.9
209-6.4.9	Quality Assurance	209-6.4.10

SECTION 300 – EARTHWORK

300-1.1 General. ADD the following:

Prior to submittal of a Bid for this Work, the Contractor shall inspect the project site to verify the magnitude and cost of all clearing and grubbing required to accomplish the Work.

Clearing and grubbing shall also include saw cutting, demolition, removal, and disposal of all existing improvements (up to 18”) including, but not limited to, soil, pavement (Asphalt Concrete, PCC, Base, Unclassified Materials), curb and gutter, abandoned utilities and utility structures (pull boxes, etc.), signs and sign posts, and all other existing improvements that are shown on the plans for removal, directed by the Resident Engineer to be removed, or otherwise required to perform the work.

300-1.4 Payment. To the City Supplement, paragraph (2), DELETE in its entirety and SUBSTITUTE with the following:

2. Payment for existing pavement removal and disposal of up to 12” thick, within the excavation e.g., trench limits, shall be included in the Bid item for installation of the mains or the Work item that requires pavement removal.

ADD the following:

The lump sum price paid for Clearing and Grubbing shall include full compensation for the sawcutting, removal, protection, and disposal of any and all PCC Pavement, AC Pavement, Base Material, sidewalk, curb & gutter, AC berm, signs and sign posts, median, vegetation, shrubs, wood planters, concrete platform, irrigation, and any other materials and objects that are in conflict with the installation of the Work as shown on the Plans.

The lump sum payment for Remove Guardrail and Salvage Metal Beams shall include full compensation for all labor, materials, demolition, disposal, excavation, grading, repair of adjacent pavement, equipment, and incidentals required to: remove existing posts, metal beam, and hardware; salvage and store metal beams; and dispose of posts, hardware, and an metal beams not reused for the project.

300-3 STRUCTURE EXCAVATION AND BACKFILL.

300-3.6 Payment. DELETE in its entirety and SUBSTITUTE with the following:

300-3.6.1 Measurement. Quantities of earthwork to be paid for as Structure Excavation (Retaining Wall) and Structure Backfill (Retaining Wall) will be measured by the cubic yard. No compensation will be made for:

1. Removal of material coming into an excavation from outside the described limits.
2. Volume of backfill occupied by the new structure.
3. Furnishing and placing backfill material in an excavation that is below or outside the described limits.

Unless otherwise shown, quantities for structure excavation and backfill are computed as follows:

1. Horizontal limits are vertical planes 1 foot outside neat lines of footings.

2. Upper limit for structure excavation is the ground surface before starting construction activities.
3. The upper limit for structure backfill is the finished grading plane or the finished slope lines. If the Engineer authorizes a higher limit, the limit for payment is the authorized higher limit.
4. The lower limit is a plane at the bottom of the completed footings.

If the Engineer authorizes an increase in depth or width of structure excavation (or if such over excavation is shown on the plans), excavation to a depth of 2 feet below and for a width up to 3 times the outside width of the footing is paid for at the bid price for Structure Excavation. Payment for structure backfill is similarly increased and paid for at the bid price for Structure Backfill.

300-3.6.2

Payment. Unless otherwise provided, quantities of earthwork, measured as specified in Section 300-3.6.1, "Measurement," will be paid for by the cubic yard for Structure Excavation (Retaining Wall) and for Structure Backfill (Retaining Wall). The above prices and payments shall include full compensation for furnishing all labor, materials, tools, equipment, and incidentals, and for doing all the work involved in excavating for and backfilling structures completely, as shown on the plans, and as specified in these specifications and the special provisions, and as directed by the Engineer.

Full compensation for controlling and removing water from excavations and for furnishing and installing or constructing all cofferdams and all other facilities necessary to the operations (including but not limited to shoring) and their subsequent removal, if required by the Engineer, shall be considered as included in the contract price paid for structure excavation.

Full compensation for removal and disposal of Structure Excavation (Retaining Wall) shall be considered as included in the contract price for structure excavation and no separate payment will be made therefore.

Full compensation for furnishing and installing the retaining wall drainage system (including but not limited to pervious backfill material, geofabric, waterproofing and drainage pipes) shall be considered as included in the contract price paid per cubic yard for Structure Backfill (Retaining Wall) and no separate payment will be made therefore.

303-1

CONCRETE STRUCTURES

303-1.11

Payment. DELETE the 3rd and 4th paragraphs and SUBSTITUTE with the following:

Quantities of Bar Reinforcing Steel (Retaining Wall) placed as reinforcement as shown on the plans or directed by the Engineer will be determined from computations based upon the calculated weight of the reinforcing steel placed in accordance with these specifications.

The lap of bars for all splices, including splices shown on the plans where a continuous bar is used, will be measured for payment. The weight calculated shall be based upon the following table:

Bar Reinforcing Steel Quantities

Deformed bar designation no.	Weight (pounds per foot)	Nominal diameter (inches)
3	0.376	0.375
4	0.668	0.500
5	1.043	0.625
6	1.502	0.750
7	2.044	0.875
8	2.670	1.000
9	3.400	1.128
10	4.303	1.270
11	5.313	1.410
14	7.650	1.693
18	13.600	2.257

Unless otherwise provided, Bar Reinforcing Steel (Retaining Wall) placed as shown on the plans or directed by the Engineer, will be paid for at the contract price per pound for bar reinforcing steel.

The contract price paid per pound for the types and classes of bar reinforcing steel shown on the plans shall include full compensation for furnishing all labor, materials, tools, equipment and incidentals, and for doing all the work involved in furnishing and placing the bar reinforcing steel, complete in place, as shown on the plans, and as specified in these specifications and the special provisions, and as directed by the Engineer.

Full compensation for furnishing all tie wires, blocks, chairs and other supporting devices shall be considered as included in the contract prices paid for reinforcement and no separate payment will be made therefore.

304-2.2.2 Installation. ADD the following:

Contractor shall remove minimum of 2” below grade and dispose of existing guardrail posts, backfill void with decomposed granite. Salvage existing metal beam guardrail and use new hardware for proposed guardrail. Install Metal Beam Railing Terminal System (Type CAT) A77L4 for end treatment beginning at Station 8+39.00. Install Metal Railing End Anchor Assembly (Type SFT) per Caltrans Drawing No. A77H1 for guardrail terminating at Station 10+26.36.

304-2.2.3 Measurement and Payment. DELETE in its entirety and SUBSTITUTE with the following:

Measurement for Metal Beam Guardrail with Salvaged Metal Beams per Caltrans Standard Drawing No. A77A1 shall be for guardrail segments constructed between a Metal Beam Railing End Anchor Assembly and/or a Metal Beam Railing Terminal System. Payment for linear foot of Metal Beam Guardrail with Salvaged Metal Beams shall include full compensation for all labor, materials, demolition, disposal, excavation, grading, repair of adjacent pavement, equipment, and incidentals required to install the guardrail per plan, per specifications and as directed by the Engineer. All materials of guardrail including posts, blocks, and hardware shall be new, with the exception of the salvaged metal beams.

The payment for each Metal Beam Railing Terminal System (Type CAT) per Drawing No. A77L4 (shown in Appendix F of these specifications) shall include full compensation for all labor, materials, demolition, disposal, excavation, grading, repair of adjacent pavement, equipment, and incidentals required to install the railing terminal system per plan, per specifications and as directed by the Engineer.

The payment for each Metal Beam Railing End Anchor Assembly (Type SFT) per Caltrans Standard Drawing No. A77H1 shall include full compensation for all labor, materials, demolition, disposal, excavation, grading, repair of adjacent pavement, equipment, and incidentals required to install the railing terminal system per plan, per specifications and as directed by the Engineer.

SECTION 306 – UNDERGROUND CONDUIT CONSTRUCTION

306-1 OPEN TRENCH OPERATIONS. To the City Supplement, CORRECT certain section numbering as follows:

OLD SECTION NUMBER	TITLE	NEW SECTION NUMBER
306-1.8	House Connection Sewer (Laterals) and Cleanouts	306-1.9
306-1.7.1	Payment	306-1.9.1
306-1.7.2	Sewer Lateral with Private Replumbing	306-1.9.2
306-1.7.2.1	location	306-1.9.2-1
306-1.7.2.2	Permits	306-1.9.2-2
306-1.7.2.3	Submittals	306-1.9.2-3
306-1.7.2.4	Trenchless Construction	306-1.9.2-4
306-1.7.2.5	Payment	306-1.9.2-5
306-1.7.3.6	Private Pump Installation	306-1.9.2-6
306-1.7.3.7	Payment	306-1.9.2-7

306-1.6 Basis of Payment for Open Trench Installations. ADD the following:

Payment for imported backfill when the Contractor elects to import material from a source outside the project limits and when authorized by the Engineer shall be included in the Bid unit price for Imported Backfill. The price shall include the removal and disposal of unsuitable materials.

SECTION 308 – LANDSCAPE AND IRRIGATION INSTALLATION

308-7 GUARANTEE. To the City Supplement, DELETE in its entirety.

308-7 Payment. ADD the following:

Work related to tree maintenance shall be included in the Bid items as follows:

- Tree Trimming (EA)
- Root Pruning (EA)
- Root Barrier (EA)

308-8 **PAYMENT.** To the City Supplement, DELETE in its entirety.

**SECTION 314 – TRAFFIC STRIPING, CURB AND PAVEMENT MARKINGS, AND
PAVEMENT MARKERS**

314-4 **Application of Traffic Striping and Curb and Pavement Markings**

314-4.3.7 **Payment.** DELETE in its entirety and SUBSTITUTE with the following:

The placement and removal of conflicting striping, painted lines, markings, and pavement markers and signage, including but not limited to recording the limits of each type of pavement marker and all control points necessary to re-establish the striping and pavement markings to match the existing striping and pavement markings, in their original locations or as shown on the Plans shall be included in the Contract lump sum price for Signing, Striping and Pavement Markings.

SECTION 701 – WATER POLLUTION CONTROL

701-11 **Post-Construction Requirements.** To the City Supplement, second paragraph, ADD the following:

Comply with the following post-construction requirements:

Inlet Markers.

SECTION 707 – RESOURCE DISCOVERIES

ADD:

707-1.1 **Environmental Document.** The City of San Diego Environmental Analysis Section (EAS) of the Development Services Department has prepared a **Notice of Exemption** for **Clairemont Drive Sidewalk**, as referenced in the Contract Appendix. You must comply with all requirements of the **Notice of Exemption** as set forth in the Contract Appendix A.

Compliance with the City’s environmental document is included in the various Bid items, unless a bid item has been provided.

END OF SUPPLEMENTARY SPECIAL PROVISIONS (SSP)

SUPPLEMENTARY SPECIAL PROVISIONS

APPENDICES

Appendix A
Notice of Exemption

NOTICE OF EXEMPTION

(Check one or both)

TO: X RECORDER/COUNTY CLERK
P.O. Box 1750, MS A-33
1600 PACIFIC HWY, ROOM 260
SAN DIEGO, CA 92101-2422

FROM: CITY OF SAN DIEGO
DEVELOPMENT SERVICES DEPARTMENT
1222 FIRST AVENUE, MS 501
SAN DIEGO, CA 92101

 OFFICE OF PLANNING AND RESEARCH
1400 TENTH STREET, ROOM 121
SACRAMENTO, CA 95814

PROJECT NO.: B-11107.02.06

PROJECT TITLE: CLAIREMONT DRIVE SIDEWALK

PROJECT LOCATION-SPECIFIC: The project is located along Clairemont Drive. The western extent of the project is the alley to the west of Erie Street, and the eastern extent is Edison Street. The project is located in the Clairemont Mesa Community Planning Area (Council District 2).

PROJECT LOCATION-CITY/COUNTY: San Diego/San Diego

DESCRIPTION OF NATURE AND PURPOSE OF THE PROJECT: The project proposes to construct: 1,040 linear feet of new sidewalk, one driveway, 190 linear feet of guardrail along the south side of Clairemont Drive, 9 new pedestrian ramps and 100 linear feet of retaining wall with a maximum height of 8 feet (max 5' visible height). The deepest excavation is 9 feet for the retaining wall and footing. It would also require the removal of three mature pine trees, and the replacement of an existing set of wood stairs with concrete stairs. The project will also entail relocation of existing street lights, traffic signs to allow for clearance of pedestrians, and mailboxes; the removal of existing curbing, gutter, guard rails, existing striping, tree roots, ornamental vegetation, and the adjustment of the following items to finished grade: electrical pull boxes, water meter, electrical vault, and Cox cable box.

NAME OF PUBLIC AGENCY APPROVING PROJECT: City of San Diego

NAME OF PERSON OR AGENCY CARRYING OUT PROJECT: City of San Diego, Public Works Contact: David Li
600 B Street, Suite 800 (MS 908A), San Diego, CA 92101 (619) 533-5164

EXEMPT STATUS: (CHECK ONE)

- MINISTERIAL (SEC. 21080(b)(1); 15268);
- DECLARED EMERGENCY (SEC. 21080(b)(3); 15269(a));
- EMERGENCY PROJECT (SEC. 21080(b)(4); 15269 (b)(c))
- CATEGORICAL EXEMPTION: 15301(c) [EXISTING FACILITIES]
- STATUTORY EXEMPTION:

REASONS WHY PROJECT IS EXEMPT: The City of San Diego has determined the project meets the categorical exemption criteria set forth in the CEQA State Guidelines, Section 15301(c) [Existing Facilities], which allows for repair, maintenance, or minor alteration of existing facilities, including existing streets, sidewalks, gutters, road grading and similar facilities, involving negligible or no expansion of use beyond that existing at the time of the lead agency's determination; and where the exceptions listed in Section 15300.2 would not apply. The project's work will occur entirely within the public right-of-way and will have no impact to sensitive resources.

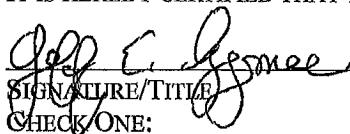
LEAD AGENCY CONTACT PERSON: JEFF SZYMANSKI

TELEPHONE: (619) 446-5324

IF FILED BY APPLICANT:

- 1. ATTACH CERTIFIED DOCUMENT OF EXEMPTION FINDING.
- 2. HAS A NOTICE OF EXEMPTION BEEN FILED BY THE PUBLIC AGENCY APPROVING THE PROJECT?
 YES NO

IT IS HEREBY CERTIFIED THAT THE CITY OF SAN DIEGO HAS DETERMINED THE ABOVE ACTIVITY TO BE EXEMPT FROM CEQA


SIGNATURE/TITLE

May 30, 2013
DATE

SIGNED BY LEAD AGENCY
 SIGNED BY APPLICANT

DATE RECEIVED FOR FILING WITH COUNTY CLERK OR OPR:

Appendix B
Fire Hydrant Meter Program

CITY OF SAN DIEGO CALIFORNIA DEPARTMENT INSTRUCTIONS	NUMBER DI 55.27	DEPARTMENT Water Department
SUBJECT FIRE HYDRANT METER PROGRAM (FORMERLY: CONSTRUCTION METER PROGRAM)	PAGE 1 OF 10	EFFECTIVE DATE October 15, 2002
	SUPERSEDES DI 55.27	DATED April 21, 2000

1. **PURPOSE**

1.1 To establish a Departmental policy and procedure for issuance, proper usage and charges for fire hydrant meters.

2. **AUTHORITY**

2.1 All authorities and references shall be current versions and revisions.

2.2 San Diego Municipal Code (NC) Chapter VI, Article 7, Sections 67.14 and 67.15

2.3 Code of Federal Regulations, Safe Drinking Water Act of 1986

2.4 California Code of Regulations, Titles 17 and 22

2.5 California State Penal Code, Section 498B.0

2.6 State of California Water Code, Section 110, 500-6, and 520-23

2.7 Water Department Director

Reference

2.8 State of California Guidance Manual for Cross Connection Programs

2.9 American Water Works Association Manual M-14, Recommended Practice for Backflow Prevention

2.10 American Water Works Association Standards for Water Meters

2.11 U.S.C. Foundation for Cross Connection Control and Hydraulic Research Manual

3. **DEFINITIONS**

3.1 **Fire Hydrant Meter:** A portable water meter which is connected to a fire hydrant for the purpose of temporary use. (These meters are sometimes referred to as Construction Meters.)

CITY OF SAN DIEGO CALIFORNIA DEPARTMENT INSTRUCTIONS	NUMBER DI 55.27	DEPARTMENT Water Department
SUBJECT FIRE HYDRANT METER PROGRAM (FORMERLY: CONSTRUCTION METER PROGRAM)	PAGE 2 OF 10	EFFECTIVE DATE October 15, 2002
	SUPERSEDES DI 55.27	DATED April 21, 2000

- 3.2 **Temporary Water Use:** Water provided to the customer for no longer than twelve (12) months.
- 3.3 **Backflow Preventor:** A Reduced Pressure Principal Assembly connected to the outlet side of a Fire Hydrant Meter.

4. **POLICY**

- 4.1 The Water Department shall collect a deposit from every customer requiring a fire hydrant meter and appurtenances prior to providing the meter and appurtenances (see Section 7.1 regarding the Fees and Deposit Schedule). The deposit is refundable upon the termination of use and return of equipment and appurtenances in good working condition.
- 4.2 Fire hydrant meters will have a 2 ½" swivel connection between the meter and fire hydrant. The meter shall not be connected to the 4" port on the hydrant. All Fire Hydrant Meters issued shall have a Reduced Pressure Principle Assembly (RP) as part of the installation. Spanner wrenches are the only tool allowed to turn on water at the fire hydrant.
- 4.3 The use of private hydrant meters on City hydrants is prohibited, with exceptions as noted below. All private fire hydrant meters are to be phased out of the City of San Diego. All customers who wish to continue to use their own fire hydrant meters must adhere to the following conditions:
 - a. Meters shall meet all City specifications and American Water Works Association (AWWA) standards.
 - b. Customers currently using private fire hydrant meters in the City of San Diego water system will be allowed to continue using the meter under the following conditions:
 - 1. The customer must submit a current certificate of accuracy and calibration results for private meters and private backflows annually to the City of San Diego, Water Department, Meter Shop.

CITY OF SAN DIEGO CALIFORNIA DEPARTMENT INSTRUCTIONS	NUMBER DI 55.27	DEPARTMENT Water Department
SUBJECT FIRE HYDRANT METER PROGRAM (FORMERLY: CONSTRUCTION METER PROGRAM)	PAGE 3 OF 10	EFFECTIVE DATE October 15, 2002
	SUPERSEDES DI 55.27	DATED April 21, 2000

2. The meter must be properly identifiable with a clearly labeled serial number on the body of the fire hydrant meter. The serial number shall be plainly stamped on the register lid and the main casing. Serial numbers shall be visible from the top of the meter casing and the numbers shall be stamped on the top of the inlet casing flange.
3. All meters shall be locked to the fire hydrant by the Water Department, Meter Section (see Section 4.7).
4. All meters shall be read by the Water Department, Meter Section (see Section 4.7).
5. All meters shall be relocated by the Water Department, Meter Section (see Section 4.7).
6. These meters shall be tested on the anniversary of the original test date and proof of testing will be submitted to the Water Department, Meter Shop, on a yearly basis. If not tested, the meter will not be allowed for use in the City of San Diego.
7. All private fire hydrant meters shall have backflow devices attached when installed.
8. The customer must maintain and repair their own private meters and private backflows.
9. The customer must provide current test and calibration results to the Water Department, Meter Shop after any repairs.
10. When private meters are damaged beyond repair, these private meters will be replaced by City owned fire hydrant meters.

CITY OF SAN DIEGO CALIFORNIA DEPARTMENT INSTRUCTIONS	NUMBER DI 55.27	DEPARTMENT Water Department
SUBJECT FIRE HYDRANT METER PROGRAM (FORMERLY: CONSTRUCTION METER PROGRAM)	PAGE 4 OF 10	EFFECTIVE DATE October 15, 2002
	SUPERSEDES DI 55.27	DATED April 21, 2000

11. When a private meter malfunctions, the customer will be notified and the meter will be removed by the City and returned to the customer for repairs. Testing and calibration results shall be given to the City prior to any re-installation.
 12. The register shall be hermetically sealed straight reading and shall be readable from the inlet side. Registration shall be in hundred cubic feet.
 13. The outlet shall have a 2 ½ “National Standards Tested (NST) fire hydrant male coupling.
 14. Private fire hydrant meters shall not be transferable from one contracting company to another (i.e. if a company goes out of business or is bought out by another company).
- 4.4 All fire hydrant meters and appurtenances shall be installed, relocated and removed by the City of San Diego, Water Department. All City owned fire hydrant meters and appurtenances shall be maintained by the City of San Diego, Water Department, Meter Services.
- 4.5 If any fire hydrant meter is used in violation of this Department Instruction, the violation will be reported to the Code Compliance Section for investigation and appropriate action. Any customer using a fire hydrant meter in violation of the requirements set forth above is subject to fines or penalties pursuant to the Municipal Code, Section 67.15 and Section 67.37.
- 4.6 **Conditions and Processes for Issuance of a Fire Hydrant Meter**
- Process for Issuance
- a. Fire hydrant meters shall only be used for the following purposes:
 1. Temporary irrigation purposes not to exceed one year.

CITY OF SAN DIEGO CALIFORNIA DEPARTMENT INSTRUCTIONS	NUMBER DI 55.27	DEPARTMENT Water Department
SUBJECT FIRE HYDRANT METER PROGRAM (FORMERLY: CONSTRUCTION METER PROGRAM)	PAGE 5 OF 10	EFFECTIVE DATE October 15, 2002
	SUPERSEDES DI 55.27	DATED April 21, 2000

2. Construction and maintenance related activities (see Tab 2).
 - b. No customer inside or outside the boundaries of the City of San Diego Water Department shall resell any portion of the water delivered through a fire hydrant by the City of San Diego Water Department.
 - c. The City of San Diego allows for the issuance of a temporary fire hydrant meter for a period not to exceed 12 months (365 days). An extension can only be granted in writing from the Water Department Director for up to 90 additional days. A written request for an extension by the consumer must be submitted at least 30 days prior to the 12 month period ending. No extension shall be granted to any customer with a delinquent account with the Water Department. No further extensions shall be granted.
 - d. Any customer requesting the issuance of a fire hydrant meter shall file an application with the Meter Section. The customer must complete a "Fire Hydrant Meter Application" (Tab 1) which includes the name of the company, the party responsible for payment, Social Security number and/or California ID, requested location of the meter (a detailed map signifying an exact location), local contact person, local phone number, a contractor's license (or a business license), description of specific water use, duration of use at the site and full name and address of the person responsible for payment.
 - e. At the time of the application the customer will pay their fees according to the schedule set forth in the Rate Book of Fees and Charges, located in the City Clerk's Office. All fees must be paid by check, money order or cashiers check, made payable to the City Treasurer. Cash will not be accepted.
 - f. No fire hydrant meters shall be furnished or relocated for any customer with a delinquent account with the Water Department.
 - g. After the fees have been paid and an account has been created, the

CITY OF SAN DIEGO CALIFORNIA DEPARTMENT INSTRUCTIONS	NUMBER DI 55.27	DEPARTMENT Water Department
SUBJECT FIRE HYDRANT METER PROGRAM (FORMERLY: CONSTRUCTION METER PROGRAM)	PAGE 6 OF 10	EFFECTIVE DATE October 15, 2002
	SUPERSEDES DI 55.27	DATED April 21, 2000

meter shall be installed within 48 hours (by the second business day). For an additional fee, at overtime rates, meters can be installed within 24 hours (within one business day).

4.7 Relocation of Existing Fire Hydrant Meters

- a. The customer shall call the Fire Hydrant Meter Hotline (herein referred to as “Hotline”), a minimum of 24 hours in advance, to request the relocation of a meter. A fee will be charged to the existing account, which must be current before a work order is generated for the meter’s relocation.
- b. The customer will supply in writing the address where the meter is to be relocated (map page, cross street, etc). The customer must update the original Fire Hydrant Meter Application with any changes as it applies to the new location.
- c. Fire hydrant meters shall be read on a monthly basis. While fire hydrant meters and backflow devices are in service, commodity, base fee and damage charges, if applicable, will be billed to the customer on a monthly basis. If the account becomes delinquent, the meter will be removed.

4.8 Disconnection of Fire Hydrant Meter

- a. After ten (10) months a “Notice of Discontinuation of Service” (Tab 3) will be issued to the site and the address of record to notify the customer of the date of discontinuance of service. An extension can only be granted in writing from the Water Department Director for up to 90 additional days (as stated in Section 4.6C) and a copy of the extension shall be forwarded to the Meter Shop Supervisor. If an extension has not been approved, the meter will be removed after twelve (12) months of use.
- b. Upon completion of the project the customer will notify the Meter Services office via the Hotline to request the removal of the fire hydrant meter and appurtenances. A work order will be generated

CITY OF SAN DIEGO CALIFORNIA DEPARTMENT INSTRUCTIONS	NUMBER DI 55.27	DEPARTMENT Water Department
SUBJECT FIRE HYDRANT METER PROGRAM (FORMERLY: CONSTRUCTION METER PROGRAM)	PAGE 7 OF 10	EFFECTIVE DATE October 15, 2002
	SUPERSEDES DI 55.27	DATED April 21, 2000

for removal of the meter.

- c. Meter Section staff will remove the meter and backflow prevention assembly and return it to the Meter Shop. Once returned to the Meter Shop the meter and backflow will be tested for accuracy and functionality.
- d. Meter Section Staff will contact and notify Customer Services of the final read and any charges resulting from damages to the meter and backflow or its appurtenance. These charges will be added on the customer's final bill and will be sent to the address of record. Any customer who has an outstanding balance will not receive additional meters.
- e. Outstanding balances due may be deducted from deposits and any balances refunded to the customer. Any outstanding balances will be turned over to the City Treasurer for collection. Outstanding balances may also be transferred to any other existing accounts.

5. **EXCEPTIONS**

- 5.1 Any request for exceptions to this policy shall be presented, in writing, to the Customer Support Deputy Director, or his/her designee for consideration.

6. **MOBILE METER**

- 6.1 Mobile meters will be allowed on a case by case basis. All mobile meters will be protected by an approved backflow assembly and the minimum requirement will be a Reduced Pressure Principal Assembly. The two types of Mobile Meters are vehicle mounted and floating meters. Each style of meters has separate guidelines that shall be followed for the customer to retain service and are described below:

- a) **Vehicle Mounted Meters:** Customer applies for and receives a City owned Fire Hydrant Meter from the Meter Shop. The customer mounts the meter on the vehicle and brings it to the Meter Shop for

CITY OF SAN DIEGO CALIFORNIA DEPARTMENT INSTRUCTIONS	NUMBER DI 55.27	DEPARTMENT Water Department
SUBJECT FIRE HYDRANT METER PROGRAM (FORMERLY: CONSTRUCTION METER PROGRAM)	PAGE 8 OF 10	EFFECTIVE DATE October 15, 2002
	SUPERSEDES DI 55.27	DATED April 21, 2000

inspection. After installation is approved by the Meter Shop the vehicle and meter shall be brought to the Meter Shop on a monthly basis for meter reading and on a quarterly basis for testing of the backflow assembly. Meters mounted at the owner's expense shall have the one year contract expiration waived and shall have meter or backflow changed if either fails.

b) **Floating Meters:** Floating Meters are meters that are not mounted to a vehicle. **(Note: All floating meters shall have an approved backflow assembly attached.)** The customer shall submit an application and a letter explaining the need for a floating meter to the Meter Shop. The Fire Hydrant Meter Administrator, after a thorough review of the needs of the customer, (i.e. number of jobsites per day, City contract work, lack of mounting area on work vehicle, etc.), may issue a floating meter. At the time of issue, it will be necessary for the customer to complete and sign the "Floating Fire Hydrant Meter Agreement" which states the following:

- 1) The meter will be brought to the Meter Shop at 2797 Caminito Chollas, San Diego on the third week of each month for the monthly read by Meter Shop personnel.
- 2) Every other month the meter will be read and the backflow will be tested. This date will be determined by the start date of the agreement.

If any of the conditions stated above are not met the Meter Shop has the right to cancel the contract for floating meter use and close the account associated with the meter. The Meter Shop will also exercise the right to refuse the issuance of another floating meter to the company in question.

Any Fire Hydrant Meter using reclaimed water shall not be allowed use again with any potable water supply. The customer shall incur the cost of replacing the meter and backflow device in this instance.

CITY OF SAN DIEGO CALIFORNIA DEPARTMENT INSTRUCTIONS	NUMBER DI 55.27	DEPARTMENT Water Department
SUBJECT FIRE HYDRANT METER PROGRAM (FORMERLY: CONSTRUCTION METER PROGRAM)	PAGE 9 OF 10	EFFECTIVE DATE October 15, 2002
	SUPERSEDES DI 55.27	DATED April 21, 2000

7. **FEE AND DEPOSIT SCHEDULES**

7.1 **Fees and Deposit Schedules:** The fees and deposits, as listed in the Rate Book of Fees and Charges, on file with the Office of the City Clerk, are based on actual reimbursement of costs of services performed, equipment and materials. These deposits and fees will be amended, as needed, based on actual costs. Deposits, will be refunded at the end of the use of the fire hydrant meter, upon return of equipment in good working condition and all outstanding balances on account are paid. Deposits can also be used to cover outstanding balances.

All fees for equipment, installation, testing, relocation and other costs related to this program are subject to change without prior notification. The Mayor and Council will be notified of any future changes.

8. **UNAUTHORIZED USE OF WATER FROM A HYDRANT**

8.1 Use of water from any fire hydrant without a properly issued and installed fire hydrant meter is theft of City property. Customers who use water for unauthorized purposes or without a City of San Diego issued meter will be prosecuted.

8.2 If any unauthorized connection, disconnection or relocation of a fire hydrant meter, or other connection device is made by anyone other than authorized Water Department personnel, the person making the connection will be prosecuted for a violation of San Diego Municipal Code, Section 67.15. In the case of a second offense, the customer's fire hydrant meter shall be confiscated and/or the deposit will be forfeited.

8.3 Unauthorized water use shall be billed to the responsible party. Water use charges shall be based on meter readings, or estimates when meter readings are not available.

8.4 In case of unauthorized water use, the customer shall be billed for all applicable charges as if proper authorization for the water use had been obtained, including but not limited to bi-monthly service charges, installation charges and removal charges.

CITY OF SAN DIEGO CALIFORNIA DEPARTMENT INSTRUCTIONS	NUMBER DI 55.27	DEPARTMENT Water Department
SUBJECT FIRE HYDRANT METER PROGRAM (FORMERLY: CONSTRUCTION METER PROGRAM)	PAGE 10 OF 10	EFFECTIVE DATE October 15, 2002
	SUPERSEDES DI 55.27	DATED April 21, 2000

- 8.5 If damage occurs to Water Department property (i.e. fire hydrant meter, backflow, various appurtenances), the cost of repairs or replacements will be charged to the customer of record (applicant).

**Larry Gardner
Water Department Director**

- Tabs: 1. Fire Hydrant Meter Application
2. Construction & Maintenance Related Activities With No Return To Sewer
3. Notice of Discontinuation of Service

APPENDIX

Administering Division: Customer Support Division

Subject Index: Construction Meters
Fire Hydrant
Fire Hydrant Meter Program
Meters, Floating or Vehicle Mounted
Mobile Meter
Program, Fire Hydrant Meter

Distribution: DI Manual Holders



Application for Fire Hydrant Meter (EXHIBIT A)

(For Office Use Only)

NS REQ	FAC#
DATE	BY

METER SHOP (619) 527-7449

Meter Information

Application Date	Requested Install Date:
------------------	-------------------------

Fire Hydrant Location: (Attach Detailed Map//Thomas Bros. Map Location or Construction drawing.) <u>Zip:</u>	<u>T.B.</u>	<u>G.B. (CITY USE)</u>
Specific Use of Water:		
Any Return to Sewer or Storm Drain, If so, explain:		
Estimated Duration of Meter Use: <input type="text"/>	<input type="checkbox"/>	Check Box if Reclaimed Water

Company Information

Company Name:			
Mailing Address:			
City:	State:	Zip:	Phone: ()
*Business license#		*Contractor license#	
A Copy of the Contractor's license OR Business License is required at the time of meter issuance.			
Name and Title of Billing Agent: <small>(PERSON IN ACCOUNTS PAYABLE)</small>			Phone: ()
Site Contact Name and Title:			Phone: ()
Responsible Party Name:			Title:
Cal ID#			Phone: ()
Signature:		Date:	
Guarantees Payment of all Charges Resulting from the use of this Meter. Insures that employees of this Organization understand the proper use of Fire Hydrant Meter			

Fire Hydrant Meter Removal Request	Requested Removal Date:
Provide Current Meter Location if Different from Above:	
Signature:	Title: Date:
Phone: ()	Pager: ()

<input type="checkbox"/> City Meter	<input type="checkbox"/> Private Meter
Contract Acct #:	Deposit Amount: \$ 936.00 Fees Amount: \$ 62.00
Meter Serial #	Meter Size: 05 Meter Make and Style: 6-7
Backflow #	Backflow Size: Backflow Make and Style:
Name:	Signature: Date:

WATER USES WITHOUT ANTICIPATED CHARGES FOR RETURN TO SEWER

Auto Detailing
Backfilling
Combination Cleaners (Vactors)
Compaction
Concrete Cutters
Construction Trailers
Cross Connection Testing
Dust Control
Flushing Water Mains
Hydro Blasting
Hydro Seeing
Irrigation (for establishing irrigation only; not continuing irrigation)
Mixing Concrete
Mobile Car Washing
Special Events
Street Sweeping
Water Tanks
Water Trucks
Window Washing

Note:

1. If there is any return to sewer or storm drain, then sewer and/or storm drain fees will be charges.

Date

Name of Responsible Party
Company Name and Address
Account Number: _____

Subject: Discontinuation of Fire Hydrant Meter Service

Dear Water Department Customer:

The authorization for use of Fire Hydrant Meter # _____, located at *(Meter Location Address)* ends in 60 days and will be removed on or after *(Date Authorization Expires)*. Extension requests for an additional 90 days must be submitted in writing for consideration 30 days prior to the discontinuation date. If you require an extension, please contact the Water Department, or mail your request for an extension to:

City of San Diego
Water Department
Attention: Meter Services
2797 Caminito Chollas
San Diego, CA 92105-5097

Should you have any questions regarding this matter, please call the Fire Hydrant Hotline at (619) _____ - _____.

Sincerely,

Water Department

Appendix C

Materials Typically Accepted by Certificate of Compliance

Materials Typically Accepted by Certificate of Compliance

1. Soil amendment
2. Fiber mulch
3. PVC or PE pipe up to 16 inch diameter
4. Stabilizing emulsion
5. Lime
6. Preformed elastomeric joint seal
7. Plain and fabric reinforced elastomeric bearing pads
8. Steel reinforced elastomeric bearing pads
9. Waterstops (Special Condition)
10. Epoxy coated bar reinforcement
11. Plain and reinforcing steel
12. Structural steel
13. Structural timber and lumber
14. Treated timber and lumber
15. Lumber and timber
16. Aluminum pipe and aluminum pipe arch
17. Corrugated steel pipe and corrugated steel pipe arch
18. Structural metal plate pipe arches and pipe arches
19. Perforated steel pipe
20. Aluminum underdrain pipe
21. Aluminum or steel entrance tapers, pipe downdrains, reducers, coupling bands and slip joints
22. Metal target plates
23. Paint (traffic striping)
24. Conductors
25. Painting of electrical equipment
26. Electrical components
27. Engineering fabric
28. Portland Cement
29. PCC admixtures
30. Minor concrete, asphalt
31. Asphalt (oil)
32. Liquid asphalt emulsion
33. Epoxy

Appendix D
Sample City Invoice

City of San Diego, Field Engineering Div., 9485 Aero Drive, SD CA 92123						Contractor's Name:					
Project Name:						Contractor's Address:					
SAP No. (WBS/IO/CC)											
City Purchase Order No.						Contractor's Phone #:			Invoice No.		
Resident Engineer (RE):						Contractor's Fax #:			Invoice Date:		
RE Phone#:			RE Fax#:			Contact Name:			Billing Period:		
Item #	Item Description	Contract Authorization				Previous Estimate		This Estimate		Totals to Date	
		Unit	Qty	Price	Extension	%/QTY	Amount	% / QTY	Amount	% / QTY	Amount
1	2 Parallel 4" PVC C900	LF	1,380	\$34.00	\$46,920.00						
2	48" Primary Steel Casing	LF	500	\$1,000.00	\$500,000.00						
3	2 Parallel 12" Secondary Steel	LF	1,120	\$53.00	\$59,360.00						
4	Construction and Rehab of PS 49	LS	1	\$150,000.00	\$150,000.00						
5	Demo	LS	1	\$14,000.00	\$14,000.00						
6	Install 6' High Chain Link Fence	LS	1	\$5,600.00	\$5,600.00						
7	General Site Restoration	LS	1	\$3,700.00	\$3,700.00						
8	10" Gravity Sewer	LF	10	\$292.00	\$2,920.00						
9	4" Blow Off Valves	EA	2	\$9,800.00	\$19,600.00						
10	Bonds	LS	1	\$16,000.00	\$16,000.00						
11	Field Orders	AL	1	80,000	\$80,000.00						
11.1	Field Order 1	LS	5,500	\$1.00	\$5,500.00						
11.2	Field Order 2	LS	7,500	\$1.00	\$7,500.00						
11.3	Field Order 3	LS	10,000	\$1.00	\$10,000.00						
11.4	Field Order 4	LS	6,500	\$1.00	\$6,500.00						
12	Certified Payroll	LS	1	\$1,400.00	\$1,400.00						
CHANGE ORDERS											
Change Order 1			4,890								
Items 1-4					\$11,250.00						
Item 5-Deduct Bid Item 3		LF	120	-\$53.00	(\$6,360.00)						
Change Order 2			160,480								
Items 1-3					\$95,000.00						
Item 4 Deduct Bid Item 1		LF	380	-\$340.00	(\$12,920.00)						
Item 5-Encrease bid Item 9		LF	8	\$9,800.00	\$78,400.00						
Change Order 3 (Close Out)			-121,500								
Item 1 Deduct Bid Item 3			53	-500.00	(\$26,500.00)						
Item 2 Deduct Bid Item 4		LS	-1	45,000.00	(\$45,000.00)						
Items 3-9			1	-50,500.00	(\$50,500.00)						
SUMMARY								Total This	\$ -	Total Billed	\$0.00
A. Original Contract Amount						Retention and/or Escrow Payment Schedule					
B. Approved Change Order 1 Thru 3						Total Retention Required as of this billing					
C. Total Authorized Amount (A+B)						Previous Retention Withheld in PO or in Escrow					
D. Total Billed to Date						Add'l Amt to Withhold in PO/Transfer in Escrow:					
E. Less Total Retention (5% of D)						Amt to Release to Contractor from PO/Escrow:					
F. Less Total Previous Payments											
G. Payment Due Less Retention						Contractor Signature and Date:					
H. Remaining Authorized Amount											

Appendix E
Location Map



LOCATION MAP

Project Name

CLAIREMONT DR SIDEWALK



LEGEND

Clairemont Dr Sidewalk Project



THIS MAP/DATA IS PROVIDED WITHOUT WARRANTY OF ANY KIND, EITHER EXPRESS OR IMPLIED, INCLUDING, BUT NOT LIMITED TO, THE IMPLIED WARRANTIES OR MERCHANTABILITY AND FITNESS FOR A PARTICULAR PURPOSE. Note: This product may contain information from the SANDAG Regional Information System which cannot be reproduced without the written permission of SANDAG. This product may contain information reproduce with permission granted by RAND MCNALLY & COMPANY© to SanGIS. This map is copyrighted by RAND MCNALLY & COMPANY©. It is unlawful to copy or reproduce all or any part thereof, without the prior, written permission of RAND MCNALLY & COMPANY .

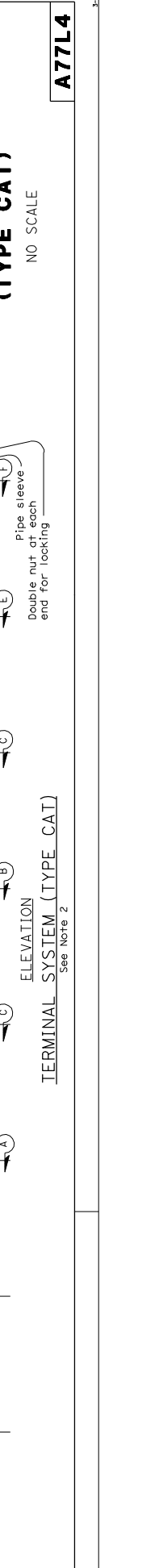
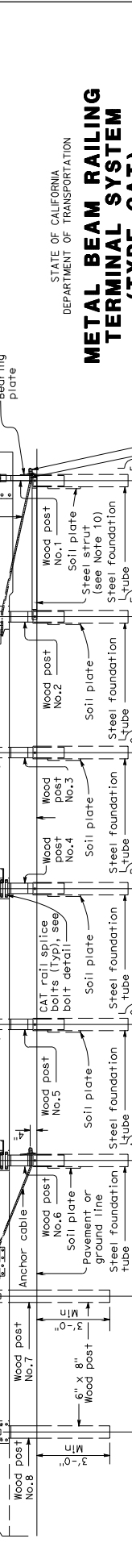
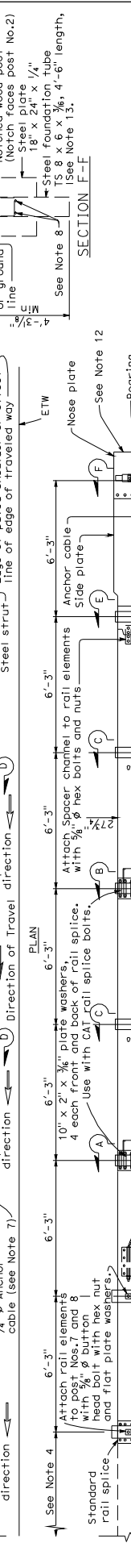
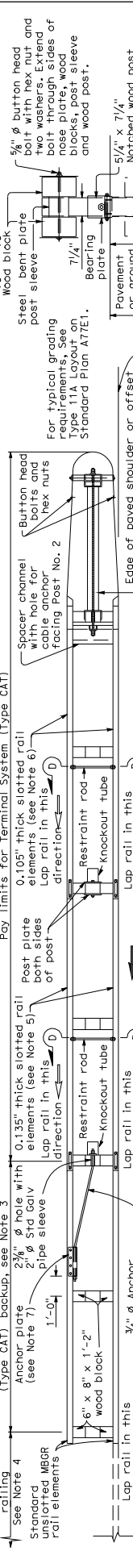

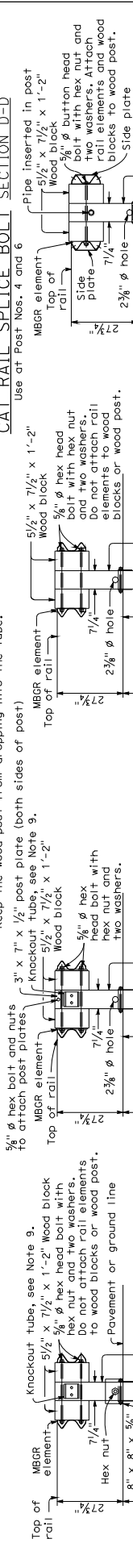
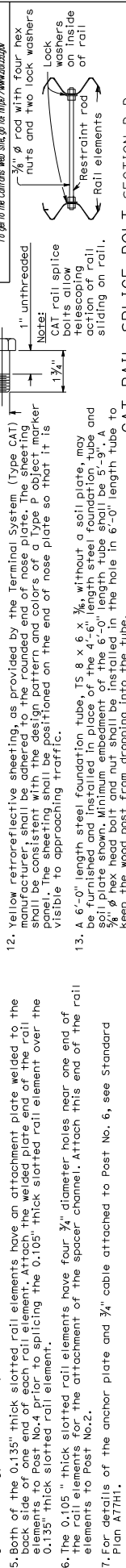
Appendix F

Caltrans Standard Drawings

DIST	COUNTY	ROUTE	POST MILES TOTAL PROJECT	SHEET TOTAL NO. SHEETS

Professional Engineer
 David D. Hixson
 REGISTERED CIVIL ENGINEER
 No. 51920
 Exp. 6/30/07
 License No. 51920
 State of California
 The State of California is responsible for the accuracy, completeness and electronic copies of this plan.
 To get the latest web site, go to <http://www.dgs.ca.gov>

- NOTES:**
- For additional details of Terminal System (Type CAT), refer to the manufacturer's installation instructions.
 - Terminal System (Type CAT) to be used only in locations where there will be traffic on one side of the terminal system. For those locations where traffic would be on both sides of the CAT system, see Standard Plan A82A1.
 - The Terminal System Backup is required for all Terminal System (Type CAT) installations. This allows the slotted rail elements to slide over the face of the unslotted rail elements.
 - For length and type of metal beam guard railing or metal barrier railing, the terminal system is attached to, see Project Plans. For typical use of this Terminal System with guard railing, see the A77E, A77F and A77G series of Standard Plans.
 - Both of the 0.135" thick slotted rail elements have an attachment plate welded to the back side of one end of each rail element. Attach the welded plate end of the rail elements to Post No. 4 prior to splicing the 0.105" thick slotted rail element over the 0.135" thick slotted rail element.
 - The 0.105" thick slotted rail elements have four 3/4" diameter holes near one end of the rail elements for the attachment of the spacer channel. Attach this end of the rail elements to Post No. 2.
 - For details of the attachment of the anchor plate and 3/4" cable attached to Post No. 6, see Standard Plan A77H1.



Appendix G

Hydrostatic Discharge Form

APPENDIX

Hydrostatic Discharge Requirements Certification (Discharge Events < 500,000 gpd)

All discharge activities related to this project comply with the Regional Water Quality Control Board (RWQCB) Order No. 2002-0020, General Permit for Discharges of Hydrostatic Test Water and Potable Water to Surface Water and Storm Drains as referenced by (http://www.swrcb.ca.gov/rwqcb9/board_decisions/adopted_orders/2002/2002_0020.shtml), and as follows:

Discharged water has been dechlorinated to below 0.1 (mg/l) level; and effluent has been maintained between 6 and 9 (PH) based on:							<i>is discharge within acceptable limits?</i>		<i>Comment</i>
Event #	Discharge Date & Amount (GAL)	Discharge Time	Meter Readings (at source)	Test Results (Chlorine / PH)	Name of Personnel Conducting Tests (print)	*signature of personnel	yes	no	
	Date	Start:	Start:						
	Amt:	End:	End:						
	Date	Start:	Start:						
	Amt:	End:	End:						
	Date	Start:	Start:						
	Amt:	End:	End:						
	Date	Start:	Start:						
	Amt:	End:	End:						
	Date	Start:	Start:						
	Amt:	End:	End:						
	Date	Start:	Start:						
	Amt:	End:	End:						
	Date	Start:	Start:						
	Amt:	End:	End:						
	Date	Start:	Start:						
	Amt:	End:	End:						
	Date	Start:	Start:						
	Amt:	End:	End:						
	Date	Start:	Start:						
	Amt:	End:	End:						
	Date	Start:	Start:						
	Amt:	End:	End:						

**By signing, I certify that all of the statements and conditions for hydrostatic discharge events are correct.*

Project Name: _____

Work Order No.(s): _____

Have any thresholds have been exceeded? Per Order No. 2002-0020, would this be a reportable discharge and must be reported **within 24 hours** of the event? [Reportable discharge would include violation of maximum gallons per day, any upset which exceeds any effluent limit]

Appendix H

Temporary Construction Area Permit



TEMPORARY CONSTRUCTION AREA PERMIT

Clairemont Emmanuel Baptist Church, hereinafter called Property Owner, is the owner of land known as San Diego County Assessor's Parcel Number 430-045-33-00, shown on the attached drawing, and hereby grants to the City of San Diego, its agents or employees, permission to enter upon the hereinabove described property for the purpose of:

Constructing a sidewalk, curb & gutter, guardrail and curb ramps on Clairemont Drive between Denver Street and Erie Street. A large retaining wall is being installed at the top of the slope on the south side of Clairemont Drive within the City's Right of Way, just above Property Owner's lower parking lot. Property Owner agrees to allow City's engineers and contractors to enter said parking lot and utilize the northern third of the lot for its base of operations during construction.

It is understood and agreed that this work is being done in conjunction with the Clairemont Drive Sidewalk Project, and the permission herein granted shall terminate upon the date of completion of said work, as completion date is determined by the City Engineer. City will notify Property Owner 30 days prior to commencement of the Project, which is expected to last approximately 3.5 months, or 80 working days. City will return the parking lot area to its original condition upon completion of the project.

City of San Diego shall, to the extent authorized by law, hold Property Owner harmless from any and all liability arising out of, or in any way connected with said Project.

The City of San Diego's contractor shall carry liability insurance as required in Standard Specifications for Public Works Construction 2012 Edition, as amended by City of San Diego Supplemental Amendments.

Dated 2/7/13 BY Eloy Garcia
Name Printed Eloy Garcia
Title Administrative Pastor



NOTE: EXHIBIT NOT FOR CONSTRUCTION

LEGEND

-  TRUCK ACCESS ROUTE FROM ALLEY
-  CONSTRUCTION WORK AREA

CLAIREMONT DRIVE SIDEWALK
CHURCH PARKING LOT

CITY OF SAN DIEGO CALIFORNIA
PUBLIC WORKS - ENGINEERING AND CAPITAL PROJECTS
B-307

9/11/13 CW

City of San Diego

CONTRACTOR'S NAME: Crest Equipment Inc.
 ADDRESS: 101 SCOFFERDA DR. EL CAJON CA 92021
 TELEPHONE NO.: (619) 444-5061 FAX NO.: (619) 447-6540
 CITY CONTACT: Clementina Giordano, Contract Specialist, Email: Cgiordano@sanidiego.gov
Phone No. (619) 533-3481, Fax No. (619) 533-3633
 D LI/AR/LI

CONTRACT DOCUMENTS



FOR

CLAIREMONT DRIVE SIDEWALK

VOLUME 2 OF 2

BID NO.:	<u>L-14-5902-DBB-2</u>
SAP NO. (WBS/IO/CC):	<u>B-11107</u>
CLIENT DEPARTMENT:	<u>2113</u>
COUNCIL DISTRICT:	<u>2</u>
PROJECT TYPE:	<u>11</u>

THIS CONTRACT IS SUBJECT TO THE FOLLOWING:

- THE CITY'S SUBCONTRACTING PARTICIPATION REQUIREMENTS FOR SLBE PROGRAM.
- COMPETITION RESTRICTED TO: SLBE-ELBE

**THIS BIDDING DOCUMENT TO BE SUBMITTED IN ITS ENTIRETY
 REFER TO VOLUME 1 COVER PAGE FOR TIME, DATE, AND LOCATION**

TABLE OF CONTENTS

Volume 2 - Bidding Documents

The following forms must be completed in their entirety and submitted with the Bid. Include the form(s) even if the information does not apply. Where the information does not apply write in N/A. Failure to include any of the forms may cause the Bid to be deemed **non-responsive**. If you are uncertain or have any questions about any required information, contact the City no later than 14 days prior to Bid due date.

1. Bid/Proposal.....	3
2. Bid Bond.....	7
3. Non-Collusion Affidavit to be executed by Bidder and Submitted with Bid under 23 USC 112 and PCC 7106.....	8
4. Contractors Certification of Pending Actions.....	9
5. Equal Benefits Ordinance Certification of Compliance.....	10
6. Proposal (Bid).....	11
7. Form AA35 - List of Subcontractors.....	15
8. Form AA40 - Named Equipment/Material Supplier List.....	16

BIDDING DOCUMENTS

PROPOSAL

Bidder's General Information

To the City of San Diego:

Pursuant to "Notice Inviting Bids", specifications, and requirements on file with the City Clerk, and subject to all provisions of the Charter and Ordinances of the City of San Diego and applicable laws and regulations of the United States and the State of California, the undersigned hereby proposes to furnish to the City of San Diego, complete at the prices stated herein, the items or services hereinafter mentioned. The undersigned further warrants that this bid is not made in the interest of, or on behalf of, any undisclosed person, partnership, company, association, organization, or corporation; that the bid is genuine and not collusive or sham; that the bidder has not directly or indirectly induced or solicited any other bidder to put in a false or sham bid, and has not directly or indirectly colluded, conspired, connived, or agreed with any bidder or anyone else to put in a sham bid, or that anyone shall refrain from bidding; that the bidder has not in any manner, directly or indirectly, sought by agreement, communication, or conference with anyone to fix the bid price of the bidder or any other bidder, or to fix any overhead, profit, or cost element of the bid price, or of that of any other bidder, or to secure any advantage against the public body awarding the contract of anyone interested in the proposed contract; that all statements contained in the bid are true; and, further, that the bidder has not, directly or indirectly, submitted his or her bid price or any breakdown thereof, or the contents thereof, or divulged information or data relative thereto, or paid, and will not pay, any fee to any corporation, partnership, company, association, organization, bid depository, or to any member or agent thereof to effectuate a collusive or sham bid.

The undersigned bidder(s) further warrants that bidder(s) has thoroughly examined and understands the entire Contract Documents (plans and specifications) and the Bidding Documents therefore, and that by submitting said Bidding Documents as its bid proposal, bidder(s) acknowledges and is bound by the entire Contract Documents, including any addenda issued thereto, as such Contract Documents incorporated by reference in the Bidding Documents.

IF A SOLE OWNER OR SOLE CONTRACTOR SIGN HERE:

- (1) Name under which business is conducted _____
- (2) Signature (Given and surname) of proprietor _____
- (3) Place of Business (Street & Number) _____
- (4) City and State _____ Zip Code _____
- (5) Telephone No. _____ Facsimile No. _____

IF A PARTNERSHIP, SIGN HERE:

- (1) Name under which business is conducted _____
- (2) Name of each member of partnership, indicate character of each partner, general or special (limited):

BIDDING DOCUMENTS

(3) Signature (Note: Signature must be made by a general partner)

Full Name and Character of partner

(4) Place of Business (Street & Number)

(5) City and State Zip Code

(6) Telephone No. Facsimile No.

IF A CORPORATION, SIGN HERE:

(1) Name under which business is conducted Crest Equipment, Inc.

(2) Signature, with official title of officer authorized to sign for the corporation:

Wendi Bello
(Signature)

Wendi Bello
(Printed Name)

Pres.
(Title of Officer)

(Impress Corporate Seal Here)

(3) Incorporated under the laws of the State of California

(4) Place of Business (Street & Number) 111 Scottford Dr.

(5) City and State El Cajon CA Zip Code 92021

(6) Telephone No. (619) 444 5061 Facsimile No. (619) 447 6540

BIDDING DOCUMENTS

THIS PROPOSAL MUST BE NOTARIZED BELOW:

I certify, under penalty of perjury, that the representations made herein regarding my State Contractor's license number, classification and expiration date are true and correct.

Signature Wend Bell Title Pres.

SUBSCRIBED AND SWORN TO BEFORE ME, THIS _____ DAY OF _____.

Notary Public in and for the County of _____, State of _____

See attached font
(NOTARIAL SEAL)

OFFICIAL CALIFORNIA NOTARIAL CERTIFICATE
JURAT

State of California

County of San Diego

Subscribed and sworn to (or affirmed) before me on this 6th day of September, 2013, by Wendi Belio, proved to me on the basis of satisfactory evidence to be the person(s) who appeared before me.

(seal)



Betty J. Jardin
Signature of Notary

ADDITIONAL INFORMATION

DOCUMENT INFORMATION

Document Date _____

Number of Pages _____

Placed under Oath [] Placed under Affirmation Document Signed before the Notary

TYPE OF IDENTIFICATION

- Personal Knowledge of the Notary Public
- Satisfactory Evidence – identification card
- One Credible Witness acknowledging identity of principal
- Two Credible Witnesses acknowledging identity of principal

BIDDING DOCUMENTS

BID BOND

KNOW ALL MEN BY THESE PRESENTS,

That Crest Equipment, Inc. as Principal, and U.S. Specialty Insurance Company as Surety, are

held and firmly bound unto The City of San Diego hereinafter called "OWNER," in the sum of 10% OF THE TOTAL BID AMOUNT for the payment of which sum, well and truly to be made, we bind ourselves, our heirs, executors, administrators, successors, and assigns, jointly and severally, firmly by these presents.

WHEREAS, said Principal has submitted a Bid to said OWNER to perform the WORK required under the bidding schedule(s) of the OWNER's Contract Documents entitled

Clairemont Dr. Sidewalk

NOW THEREFORE, if said Principal is awarded a contract by said OWNER and, within the time and in the manner required in the "Notice Inviting Bids" enters into a written Agreement on the form of agreement bound with said Contract Documents, furnishes the required certificates of insurance, and furnishes the required Performance Bond and Payment Bond, then this obligation shall be null and void, otherwise it shall remain in full force and effect. In the event suit is brought upon this bond by said OWNER and OWNER prevails, said Surety shall pay all costs incurred by said OWNER in such suit, including a reasonable attorney's fee to be fixed by the court.

SIGNED AND SEALED, this 3rd day of September, 20 13

Crest Equipment, Inc. (SEAL) (Principal) U.S. Specialty Insurance Company (SEAL) (Surety)

By: [Signature] (Signature) By: [Signature] (Signature)

Paul S. Dito, Attorney-In-Fact

(SEAL AND NOTARIAL ACKNOWLEDGEMENT OF SURETY)

*Bid Bond not to exceed Twenty-eight Thousand Six Hundred Dollars and 00/100 (\$28,600.00)

State of California)
County of Orange)

CALIFORNIA ALL-PURPOSE CERTIFICATE OF ACKNOWLEDGMENT

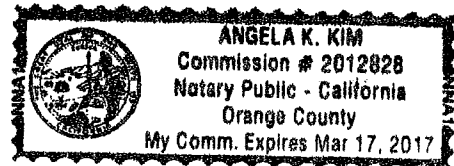
On SEPTEMBER 3, 2013 before me, Angela K. Kim, Notary Public
(here insert name and title of the officer)

personally appeared Paul S. Dito

who proved to me on the basis of satisfactory evidence to be the person(x) whose name(x) is/are subscribed to the within instrument and acknowledged to me that he/~~she/they~~ executed the same in his/~~her/their~~ authorized capacity(ies), and that by his/~~her/their~~ signature(x) on the instrument the person(x), or the entity upon behalf of which the person(x) acted, executed the instrument.

I certify under PENALTY OF PERJURY under the laws of the State of California that the foregoing paragraph is true and correct.

WITNESS my hand and official seal.



Signature

(Seal)

OPTIONAL INFORMATION

Although the information in this section is not required by law, it could prevent fraudulent removal and reattachment of this acknowledgment to an unauthorized document and may prove useful to persons relying on the attached document.

Description of Attached Document

The preceding Certificate of Acknowledgment is attached to a document titled/for the purpose of Bond# 1000964380-18

containing _____ pages, and dated _____

The signer(s) capacity or authority is/are as:

- Individual(s)
 Attorney-In-Fact
 Corporate Officer(s)

Title(s)

- Guardian/Conservator
 Partner - Limited/General
 Trustee(s)
 Other: _____

representing U. S. SPECIALTY INSURANCE COMPANY

Name(s) of Person(s) or Entity(ies) Signer is Representing

Additional Information

Method of Signer Identification

Proved to me on the basis of satisfactory evidence:
 form(s) of identification credible witness(es)

Notarial event is detailed in notary journal on:

Page # _____ Entry # _____

Notary contact: _____

Other

Additional Signer(s) Signer(s) Thumbprint(s)

POWER OF ATTORNEY

AMERICAN CONTRACTORS INDEMNITY COMPANY TEXAS BONDING COMPANY
UNITED STATES SURETY COMPANY U.S. SPECIALTY INSURANCE COMPANY

KNOW ALL MEN BY THESE PRESENTS: That American Contractors Indemnity Company, a California corporation, Texas Bonding Company, an assumed name of American Contractors Indemnity Company, United States Surety Company, a Maryland corporation and U.S. Specialty Insurance Company, a Texas corporation (collectively, the "Companies"), do by these presents make, constitute and appoint:

Paul S. Dito, Ariel T. Heredia, Khoi Tran, Maricela Lares, or Angela Kim of Orange, California

its true and lawful Attorney(s)-in-fact, each in their separate capacity if more than one is named above, with full power and authority hereby conferred in its name, place and stead, to execute, acknowledge and deliver any and all bonds, recognizances, undertakings or other instruments or contracts of suretyship to include riders, amendments, and consents of surety, providing the bond penalty does not exceed *****Three Million***** Dollars (\$ **3,000,000.00**).

This Power of Attorney shall expire without further action on December 08, 2016. This Power of Attorney is granted under and by authority of the following resolutions adopted by the Boards of Directors of the Companies:

Be it Resolved, that the President, any Vice-President, any Assistant Vice-President, any Secretary or any Assistant Secretary shall be and is hereby vested with full power and authority to appoint any one or more suitable persons as Attorney(s)-in-Fact to represent and act for and on behalf of the Company subject to the following provisions:


Attorney-in-Fact may be given full power and authority for and in the name of and on behalf of the Company, to execute, acknowledge and deliver, any and all bonds, recognizances, contracts, agreements or indemnity and other conditional or obligatory undertakings, including any and all consents for the release of retained percentages and/or final estimates on engineering and construction contracts, and any and all notices and documents canceling or terminating the Company's liability thereunder, and any such instruments so executed by any such Attorney-in-Fact shall be binding upon the Company as if signed by the President and sealed and effected by the Corporate Secretary.

Be it Resolved, that the signature of any authorized officer and seal of the Company heretofore or hereafter affixed to any power of attorney or any certificate relating thereto by facsimile, and any power of attorney or certificate bearing facsimile signature or facsimile seal shall be valid and binding upon the Company with respect to any bond or undertaking to which it is attached.

IN WITNESS WHEREOF, The Companies have caused this instrument to be signed and their corporate seals to be hereto affixed, this 10th day of December, 2012.

AMERICAN CONTRACTORS INDEMNITY COMPANY TEXAS BONDING COMPANY
UNITED STATES SURETY COMPANY U.S. SPECIALTY INSURANCE COMPANY

Corporate Seals



By:

[Signature]
Daniel P. Aguilar, Vice President

State of California

County of Los Angeles SS:

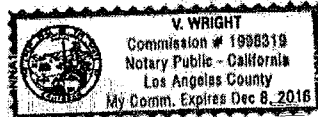
On 10th day of December, 2012, before me, Vanessa Wright, a notary public, personally appeared Daniel P. Aguilar, Vice President of American Contractors Indemnity Company, Texas Bonding Company, United States Surety Company and U.S. Specialty Insurance Company who proved to me on the basis of satisfactory evidence to be the person whose name is subscribed to the within instrument and acknowledged to me that he executed the same in his authorized capacity, and that by his signature on the instrument the person(s), or the entity upon behalf of which the person(s) acted, executed the instrument.

I certify under PENALTY OF PERJURY under the laws of the State of California that the foregoing paragraph is true and correct.
WITNESS my hand and official seal.

Signature

[Signature]

(Seal)



I, Jeannie Lee, Assistant Secretary of American Contractors Indemnity Company, Texas Bonding Company, United States Surety Company and U.S. Specialty Insurance Company, do hereby certify that the above and foregoing is a true and correct copy of a Power of Attorney, executed by said Companies, which is still in full force and effect; furthermore, the resolutions of the Boards of Directors, set out in the Power of Attorney are in full force and effect.

In Witness Whereof, I have hereunto set my hand and affixed the seals of said Companies at Los Angeles, California this 3RD day of SEPTEMBER, 2013

Corporate Seals



Bond No. 1000964380-18
Agency No. 9007

[Signature]
Jeannie Lee, Assistant Secretary

BIDDING DOCUMENTS

NON-COLLUSION AFFIDAVIT TO BE EXECUTED BY BIDDER AND SUBMITTED WITH BID UNDER 23 UNITED STATES CODE 112 AND PUBLIC CONTRACT CODE 7106

State of California)
County of San Diego) ss.

Wendi Belio, being first duly sworn, deposes and says that he or she is pres. of the party making the foregoing bid that the bid is not made in the interest of, or on behalf of, any undisclosed person, partnership, company, association, organization, or corporation; that the bid is genuine and not collusive or sham; that the bidder has not directly or indirectly induced or solicited any other bidder to put in a false or sham bid, and has not directly or indirectly colluded, conspired, connived, or agreed with any bidder or anyone else to put in a sham bid, or that anyone shall refrain from bidding; that the bidder has not in any manner, directly or indirectly, sought by agreement, communication, or conference with anyone to fix the bid price of the bidder or any other bidder, or to fix any overhead, profit, or cost element of the bid price, or of that of any other bidder, or to secure any advantage against the public body awarding the contract of anyone interested in the proposed contract; that all statements contained in the bid are true; and further, that the bidder has not, directly or indirectly, submitted his or her bid price or any breakdown thereof, or the contents thereof, or divulged information or data relative thereto, or paid, and will not pay, any fee to any corporation, partnership, company association, organization, bid depository, or to any member or agent thereof to effectuate a collusive or sham bid.

Signed: Wendi Belio

Title: PRES.

Subscribed and sworn to before me this ___ day of ___, 20__

See attached Quat
Notary Public

(SEAL)

OFFICIAL CALIFORNIA NOTARIAL CERTIFICATE
JURAT

State of California
County of San Diego

Subscribed and sworn to (or affirmed) before me on this 6th day of September, 2013, by Wendi Belio, proved to me on the basis of satisfactory evidence to be the person(s) who appeared before me.

(seal)



Betty J. Jardin
Signature of Notary

ADDITIONAL INFORMATION

DOCUMENT INFORMATION

Document Date N/A

Number of Pages _____

Placed under Oath [] Placed under Affirmation [Document Signed before the Notary

TYPE OF IDENTIFICATION

- [] Personal Knowledge of the Notary Public
- Satisfactory Evidence – identification card
- [] One Credible Witness acknowledging identity of principal
- [] Two Credible Witnesses acknowledging identity of principal

BIDDING DOCUMENTS

CONTRACTORS CERTIFICATION OF PENDING ACTIONS

As part of its bid or proposal (Non-Price Proposal in the case of Design-Build contracts), the Bidder shall provide to the City a list of all instances within the past 10 years where a complaint was filed or pending against the Bidder in a legal or administrative proceeding alleging that Bidder discriminated against its employees, subcontractors, vendors or suppliers, and a description of the status or resolution of that complaint, including any remedial action taken.

CHECK ONE BOX ONLY.



The undersigned certifies that within the past 10 years the Bidder has NOT been the subject of a complaint or pending action in a legal administrative proceeding alleging that Bidder discriminated against its employees, subcontractors, vendors or suppliers.



The undersigned certifies that within the past 10 years the Bidder has been the subject of a complaint or pending action in a legal administrative proceeding alleging that Bidder discriminated against its employees, subcontractors, vendors or suppliers. A description of the status or resolution of that complaint, including any remedial action taken and the applicable dates is as follows:

DATE OF CLAIM	LOCATION	DESCRIPTION OF CLAIM	LITIGATION (Y/N)	STATUS	RESOLUTION/REMEDIAL ACTION TAKEN

Contractor Name: Crest Equipment Inc.

Certified By Wendi Belu Name Title pres

Wendi Belu Signature Date 9/5/2013

USE ADDITIONAL FORMS AS NECESSARY

BIDDING DOCUMENTS

**EQUAL BENEFITS ORDINANCE
CERTIFICATION OF COMPLIANCE**



For additional information, contact:
CITY OF SAN DIEGO
EQUAL BENEFITS PROGRAM
 202 C Street, MS 9A, San Diego, CA 92101
 Phone (619) 533-3948 Fax (619) 533-3220

COMPANY INFORMATION

Company Name: <u>CREST Equipment Inc.</u>	Contact Name: <u>Wendi Belio</u>
Company Address: <u>161 Scottford Dr.</u>	Contact Phone: <u>(619) 444-5001</u>
<u>El Cajon CA 92021</u>	Contact Email: <u>belio@sbcglobal.net</u>

CONTRACT INFORMATION

Contract Title: <u>Clairemont Dr Sidewalk</u>	Start Date:
Contract Number (if no number, state location): <u>L143902</u>	End Date:

SUMMARY OF EQUAL BENEFITS ORDINANCE REQUIREMENTS

The Equal Benefits Ordinance [EBO] requires the City to enter into contracts only with contractors who certify they will provide and maintain equal benefits as defined in SDMC §22.4302 for the duration of the contract. To comply:

- Contractor shall offer equal benefits to employees with spouses and employees with domestic partners.
 - Benefits include health, dental, vision insurance; pension/401(k) plans; bereavement, family, parental leave; discounts, child care; travel/relocation expenses; employee assistance programs; credit union membership; or any other benefit.
 - Any benefit not offer an employee with a spouse, is not required to be offered to an employee with a domestic partner.
- Contractor shall post notice of firm's equal benefits policy in the workplace and notify employees at time of hire and during open enrollment periods.
- Contractor shall allow City access to records, when requested, to confirm compliance with EBO requirements.
- Contractor shall submit *EBO Certification of Compliance*, signed under penalty of perjury, prior to award of contract.

NOTE: This summary is provided for convenience. Full text of the EBO and Rules Implementing the EBO are available at www.sandiego.gov/administration.

CONTRACTOR EQUAL BENEFITS ORDINANCE CERTIFICATION

Please indicate your firm's compliance status with the EBO. The City may request supporting documentation.

- I affirm **compliance** with the EBO because my firm (*contractor must select one reason*):
- Provides equal benefits to spouses and domestic partners.
 - Provides no benefits to spouses or domestic partners.
 - Has no employees.
 - Has collective bargaining agreement(s) in place prior to January 1, 2011, that has not been renewed or expired.
- I request the City's approval to pay affected employees a cash equivalent in lieu of equal benefits and verify my firm made a reasonable effort but is not able to provide equal benefits upon contract award. I agree to notify employees of the availability of a cash equivalent for benefits available to spouses but not domestic partners and to continue to make every reasonable effort to extend all available benefits to domestic partners.

It is unlawful for any contractor to knowingly submit any false information to the City regarding equal benefits or cash equivalent associated with the execution, award, amendment, or administration of any contract. [San Diego Municipal Code §22.4307(a)]

Under penalty of perjury under laws of the State of California, I certify the above information is true and correct. I further certify that my firm understands the requirements of the Equal Benefits Ordinance and will provide and maintain equal benefits for the duration of the contract or pay a cash equivalent if authorized by the City.

Wendi Belio pres. Wendi Belio 9/5/13
 Name/Title of Signatory Signature Date

FOR OFFICIAL CITY USE ONLY

Receipt Date: EBO Analyst: Approved Not Approved – Reason:

rev 02/15/2011

BIDDING DOCUMENTS

PROPOSAL (BID)

The Bidder agrees to the construction of **CLAIREMONT DRIVE SIDEWALK**, for the City of San Diego, in accordance with these contract documents for the prices listed below. The Bidder guarantees the Contract Price for a period of 120 days (90 days for federally funded contracts and contracts valued at \$500,000 or less) from the date of Bid opening to Award of the Contract. The duration of the Contract Price guarantee shall be extended by the number of days required for the City to obtain all items necessary to fulfill all conditions precedent e.g., bond and insurance.

Item	Quantity	Unit	NAICS	Payment Reference	Description	Unit Price	Extension
BASE BID							
1	1	LS	524126	2-4.1	Bonds (Payment and Performance)	 	\$ 7,000.-
2	1	LS	541330	7-10.2.6	Traffic Control Design	 	\$ 1,500.-
3	1	LS	237310	7-10.2.6	Traffic Control	 	\$ 3,500.-
4	1	AL		9-3.5	Field Orders - Type II	 	\$15,000.00
5	1	LS	238910	300-1.4	Clearing & Grubbing	 	\$ 4,500.-
6	3	EA	238910	300-1.4	Large Tree Removal	\$ 1,200.-	\$ 3,600.-
7	2	EA	237310	300-1.7	Adjust Water Meter to Grade	\$ 100.-	\$ 200.-
8	72	LF	237310	303-5.9	6" Monolithic Curb	\$ 15.-	\$ 1,080.-
9	260	LF	237310	303-1.11	12" Gravity Wall	\$ 40.-	\$ 10,400.-
10	145	LF	237310	303-1.11	18" Gravity Wall	\$ 55.-	\$ 7,975.-
11	50	SF	238110	303-4.1.5	Retaining Wall (Curb Ramp)	\$ 25.-	\$ 1,250.-
12	227	CY	238910	300-3.6.2	Structure Excavation (Wall)	\$ 45.-	\$ 10,215.-
13	160	CY	238910	300-3.6.2	Structure Backfill (Wall)	\$ 45.-	\$ 7,200.-
14	62	CY	238110	303-1.11	Structural Concrete (Wall)	\$ 700.-	\$ 43,400.-

BIDDING DOCUMENTS

Item	Quantity	Unit	NAICS	Payment Reference	Description	Unit Price	Extension
15	4,552	LB	238110	303-1.11	Bar Reinforcing Steel (Wall)	\$ 2.00	\$ 9,104.-
16	101	LF	238990	304-3.4	Chain Link Fence	\$ 56.-	\$ 5656.-
17	1	LS	237310	303-1.11	Concrete Stairs & Handrails	 	\$ 2400.-
18	170	LF	237310	303-5.9	Curb & Gutter (6-Inch Curb, Type G)	\$ 27.-	\$ 4,590.-
19	5,200	SF	237310	303-5.9	Sidewalk	\$ 5.00	\$ 26,000.-
20	135	SF	237310	303-5.9	Cross-Gutter	\$ 10.-	\$ 1,350.-
21	230	SF	237310	303-5.9	Residential Driveway	\$ 7.00	\$ 1610.-
22	3	EA	237310	303-5.10.2	Type A Curb Ramp w/ Stainless Steel Detectable Warning Tiles	\$ 2000.-	\$ 6,000.-
23	2	EA	237310	303-5.10.2	Type C-1 Curb Ramp w/ Stainless Steel Detectable Warning Tiles	\$ 2000.-	\$ 4,000.-
24	4	EA	237310	303-5.10.2	Type D Curb Ramp w/ Stainless Steel Detectable Warning Tiles	\$ 2000.-	\$ 8,000.-
25	1	LS	237310	300-1.4	Remove Guardrail Posts and Salvage Metal Beams	 	\$ 1500.-
26	137	LF	237310	304-2.2.3	Install Metal Beam Guardrail with Salvaged Metal Beams	\$ 29.50	\$ 4041.50
27	1	EA	237310	304-2.2.3	Metal Beam Railing Terminal System (Type CAT)	\$ 6565.-	\$ 6,565.-
28	1	EA	237310	304-2.2.3	Metal Beam Railing End Anchor Assembly (Type SFT)	\$ 900.-	\$ 900.-
29	450	SF	561730	308-7	Hydroseed	\$ 1.25	\$ 562.50
30	5	CY	561730	308-7	Class A Topsoil	\$ 85.00	\$ 425.-
31	1	LS	561730	308-7	Remove and Replace Irrigation System	 	\$ 500.-

BIDDING DOCUMENTS

IMPORTANT NOTICE: If Bidder or other interested person is a corporation, state secretary, treasurer, and manager thereof; if a co-partnership, state true name of firm, also names of all individual co-partners composing firm; if Bidder or other interested person is an individual, state first and last names in full.

Bidder: Wendi Belio / Crest Equipment Inc.

Title: pres.

Business Address: 141 SCOTTFORA DR. EL CAJON CA 92021

Place of Business: same

Place of Residence: same

Signature: Wendi Belio

NOTES:

- A. The City shall determine the low Bid based on the Base Bid alone:
- B. Prices and notations shall be in ink or typewritten. All corrections (which have been initiated by the Bidder using erasures, strike out, line out, or "white-out") shall be typed or written in with ink adjacent thereto, and shall be initialed in ink by the person signing the bid proposal.
- C. Failure to initial all corrections made in the bidding documents shall cause the Bid to be rejected as **non-responsive** and ineligible for further consideration.
- D. Blank spaces must be filled in, using figures. Bidder's failure to submit a price for any Bid item that requires the Bidder to submit a price shall render the Bid **non-responsive** and shall be cause for its rejection.
- E. Unit prices shall be entered for all unit price items. Unit prices shall not exceed two (2) decimal places. If the Unit prices entered exceed two (2) decimal places, the City will only use the first two digits after the decimal points without rounding up or down.
- F. All extensions of the unit prices bid will be subject to verification by the City. In the case of inconsistency or conflict between the product of the Quantity x Unit Price and the Extension, the product shall govern.
- G. In the case of inconsistency or conflict, between the sums of the Extensions with the estimated total Bid, the sum of the Extensions shall govern.
- H. Bids shall not contain any recapitulation of the Work. Conditional Bids will be rejected as being **non-responsive**. Alternative proposals will not be considered unless called for.

BIDDING DOCUMENTS

LIST OF SUBCONTRACTORS

In accordance with the requirements provided in the "Subletting and Subcontracting Fair Practices Act", Division 2, Part 1, Chapter 4 of the Public Contract Code, the Bidder shall list below the name and address of each Subcontractor who will perform work, labor, render services or specially fabricates and installs a portion [type] of the work or improvement, in an amount in excess of 0.5% of the Contractor's total Bid. The Bidder shall also list below the portion of the work which will be done by each subcontractor under this Contract. The Contractor shall list only one Subcontractor for each portion of the Work. The **DOLLAR VALUE** of the total Bid to be performed shall be stated for all subcontractors listed. Failure to comply with this requirement shall result in the Bid being rejected as **non-responsive** and ineligible for award. The Bidder's attention is directed to the Special Provisions - General; Paragraph 2-3 Subcontracts, which stipulates the percent of the Work to be performed with the Bidders' own forces. The Bidder shall list all SLBE, ELBE, DBE, DVBE, MBE, WBE, OBE, SDB, WoSB, HUBZone, and SDVOSB Subcontractors that Bidders are seeking recognition towards achieving any mandatory, voluntary, or both subcontracting participation percentages.

NAME, ADDRESS AND TELEPHONE NUMBER OF SUBCONTRACTOR	CONSTRUCTOR OR DESIGNER	TYPE OF WORK	DOLLAR VALUE OF SUBCONTRACT	MBE, WBE, DBE, DVBE, OBE, ELBE, SLBE, SDB, WoSB, HUBZone, OR SDVOSB	WHERE CERTIFIED	CHECK IF JOINT VENTURE PARTNERSHIP
Name: <u>McGrath Consulting</u> Address: <u>PO Box 20205</u> City: <u>El Cajon</u> State: <u>CA</u> Zip: <u>92021</u> Phone: <u>619 250 2025</u>	<u>Des</u>	<u>WPCP</u>	<u>480.-</u>	<u>ELBE</u>	<u>City</u>	
Name: <u>Southwest Signal</u> Address: <u>391 Via Laguna Ave</u> City: <u>El Cajon</u> State: <u>CA</u> Zip: <u>92020</u> Phone: <u>619 442 3343</u>	<u>Des</u>	<u>PO Box Street</u>	<u>4802-</u>	<u>Subs</u>	<u>City</u>	
Name: <u>fence corp</u> Address: <u>111 main St.</u> City: <u>Livermore</u> State: <u>CA</u> Zip: <u>92507</u> Phone: <u>951 680 3170</u>	<u>cons.</u>	<u>fence</u>	<u>16,000-</u>			

WB

① As appropriate, Bidder shall identify Subcontractor as one of the following and shall include a valid proof of certification (except for OBE, SLBE and ELBE):

- | | | | |
|---|--------|--|---------|
| Certified Minority Business Enterprise | MBE | Certified Woman Business Enterprise | WBE |
| Certified Disadvantaged Business Enterprise | DBE | Certified Disabled Veteran Business Enterprise | DVBE |
| Other Business Enterprise | OBE | Certified Emerging Local Business Enterprise | ELBE |
| Certified Small Local Business Enterprise | SLBE | Small Disadvantaged Business | SDB |
| Woman-Owned Small Business | WoSB | HUBZone Business | HUBZone |
| Service-Disabled Veteran Owned Small Business | SDVOSB | | |

② As appropriate, Bidder shall indicate if Subcontractor is certified by:

- | | | | |
|--|--------|--|----------|
| City of San Diego | CITY | State of California Department of Transportation | CALTRANS |
| California Public Utilities Commission | CPUC | San Diego Regional Minority Supplier Diversity Council | SRMSDC |
| State of California's Department of General Services | CADoGS | City of Los Angeles | LA |
| State of California | CA | U.S. Small Business Administration | SBA |

0.0914
CW

The Bidder will not receive any subcontracting participation percentages if the Bidder fails to submit the required proof of certification.

BIDDING DOCUMENTS

LIST OF SUBCONTRACTORS

In accordance with the requirements provided in the "Subletting and Subcontracting Fair Practices Act", Division 2, Part 1, Chapter 4 of the Public Contract Code, the Bidder shall list below the name and address of each Subcontractor who will perform work, labor, render services or specially fabricates and installs a portion [type] of the work or improvement, in an amount in excess of 0.5% of the Contractor's total Bid. The Bidder shall also list below the portion of the work which will be done by each subcontractor under this Contract. The Contractor shall list only one Subcontractor for each portion of the Work. The **DOLLAR VALUE** of the total Bid to be performed shall be stated for all subcontractors listed. Failure to comply with this requirement shall result in the Bid being rejected as **non-responsive** and ineligible for award. The Bidder's attention is directed to the Special Provisions - General; Paragraph 2-3 Subcontracts, which stipulates the percent of the Work to be performed with the Bidders' own forces. The Bidder shall list all SLBE, ELBE, DBE, DVBE, MBE, WBE, OBE, SDB, WoSB, HUBZone, and SDVOSB Subcontractors that Bidders are seeking recognition towards achieving any mandatory, voluntary, or both subcontracting participation percentages.

NAME, ADDRESS AND TELEPHONE NUMBER OF SUBCONTRACTOR	CONSTRUCTOR OR DESIGNER	TYPE OF WORK	DOLLAR VALUE OF SUBCONTRACT	MBE, WBE, DBE, DVBE, OBE, ELBE, SLBE, SDB, WoSB, HUBZone, OR SDVOSB	WHERE CERTIFIED	CHECK IF JOINT VENTURE PARTNERSHIP
Name: <u>CCC</u> Address: <u>5502 Connecticut Ave</u> City: <u>La Mesa</u> State: <u>CA</u> Zip: <u>91942</u> Phone: <u>619-9613154</u>	<u>Const.</u>	<u>Pull Box Street Light</u>	<u>2400.-</u>	<u>ELBE</u>	<u>City</u>	
Name: _____ Address: _____ City: _____ State: _____ Zip: _____ Phone: _____						
Name: _____ Address: _____ City: _____ State: _____ Zip: _____ Phone: _____						

① As appropriate, Bidder shall identify Subcontractor as one of the following and shall include a valid proof of certification (except for OBE, SLBE and ELBE):

Certified Minority Business Enterprise	MBE	Certified Woman Business Enterprise	WBE
Certified Disadvantaged Business Enterprise	DBE	Certified Disabled Veteran Business Enterprise	DVBE
Other Business Enterprise	OBE	Certified Emerging Local Business Enterprise	ELBE
Certified Small Local Business Enterprise	SLBE	Small Disadvantaged Business	SDB
Woman-Owned Small Business	WoSB	HUBZone Business	HUBZone
Service-Disabled Veteran Owned Small Business	SDVOSB		

② As appropriate, Bidder shall indicate if Subcontractor is certified by:

City of San Diego	CITY	State of California Department of Transportation	CALTRANS
California Public Utilities Commission	CPUC	San Diego Regional Minority Supplier Diversity Council	SRMSDC
State of California's Department of General Services	CADoGS	City of Los Angeles	LA
State of California	CA	U.S. Small Business Administration	SBA

The Bidder will not receive any subcontracting participation percentages if the Bidder fails to submit the required proof of certification.

NAMED EQUIPMENT/MATERIAL SUPPLIER LIST

The Bidder seeking the recognition of equipment, materials, or supplies obtained from Suppliers towards achieving any mandatory, voluntary, or both subcontracting participation percentages shall list the Supplier(s) on the Named Equipment/Material Supplier List. The Named Equipment/Material Supplier List, at a minimum, shall have the name, locations (City) and the **DOLLAR VALUE** of the Suppliers. The Bidder will be credited up to 60% of the amount to be paid to the Suppliers for such materials and supplies unless vendor manufactures or substantially alters materials and supplies in which case 100% will be credited. The Bidder is to indicate (Yes/No) whether listed firm is a supplier or manufacturer. In calculating the subcontractor participation percentages, vendors/suppliers will receive 60% credit of the listed **DOLLAR VALUE**, whereas manufacturers will receive 100% credit. If no indication provided, listed firm will be credited at 60% of the listed dollar value for purposes of calculating the Subcontractor Participation Percentage, Suppliers will receive 60% credit of the listed **DOLLAR VALUE**, whereas manufacturers will receive 100% credit. If no indication provided, listed firm will be credited at 60% of the listed **DOLLAR VALUE** for purposes of calculating the subcontractor participation percentages.

NAME, ADDRESS AND TELEPHONE NUMBER OF VENDOR/SUPPLIER	MATERIALS OR SUPPLIES	DOLLAR VALUE OF MATERIAL OR SUPPLIES	SUPPLIER (Yes/No)	MANUFACTURER (Yes/No)	MBE, WBE, DBE, DVBE, OBE, ELBE, SLBE, SDB, WoSB, HUBZone, OR SDVOB®	WHERE CERTIFIED®
Name: _____ Address: _____ City: _____ State: _____ Zip: _____ Phone: _____						
Name: _____ Address: _____ City: _____ State: _____ Zip: _____ Phone: _____						
Name: _____ Address: _____ City: _____ State: _____ Zip: _____ Phone: _____						

① As appropriate, Bidder shall identify Vendor/Supplier as one of the following and shall include a valid proof of certification (except for OBE, SLBE and ELBE):

- | | | | |
|---|-------|--|---------|
| Certified Minority Business Enterprise | MBE | Certified Woman Business Enterprise | WBE |
| Certified Disadvantaged Business Enterprise | DBE | Certified Disabled Veteran Business Enterprise | DVBE |
| Other Business Enterprise | OBE | Certified Emerging Local Business Enterprise | ELBE |
| Certified Small Local Business Enterprise | SLBE | Small Disadvantaged Business | SDB |
| Woman-Owned Small Business | WoSB | HUBZone Business | HUBZone |
| Service-Disabled Veteran Owned Small Business | SDVOB | | |

② As appropriate, Bidder shall indicate if Vendor/Supplier is certified by:

- | | | | |
|--|--------|--|----------|
| City of San Diego | CITY | State of California Department of Transportation | CALTRANS |
| California Public Utilities Commission | CPUC | San Diego Regional Minority Supplier Diversity Council | SRMSDC |
| State of California's Department of General Services | CADoGS | City of Los Angeles | LA |
| State of California | CA | U.S. Small Business Administration | SBA |

The Bidder will not receive any subcontracting participation percentages if the Bidder fails to submit the required proof of certification.

CITY OF SAN DIEGO PLANS FOR IMPROVEMENTS OF CLAIREMONT DRIVE SIDEWALK

UNDERGROUND UTILITIES

SECTION 4216/4217 OF THE GOVERNMENT CODE REQUIRES A DIG ALERT IDENTIFICATION NUMBER BE ISSUED BEFORE A "PERMIT TO EXCAVATE" WILL BE VALID. AT LEAST THREE (3) WORKING DAYS PRIOR TO EXCAVATION, THE CONTRACTOR SHALL OBTAIN A DIG ALERT I.D. NUMBER & REQUEST MARKOUT OF UNDERGROUND UTILITIES BY CALLING THE BELOW LISTED REGIONAL NOTIFICATION CENTER FOR AN INQUIRY IDENTIFICATION NUMBER:
UNDERGROUND SERVICE ALERT (U.S.A.) 1-800-422-4133

CONTRACTOR'S RESPONSIBILITIES

1. CONTRACTOR SHALL ASSUME SOLE AND COMPLETE RESPONSIBILITY FOR JOB SITE CONDITIONS DURING THE COURSE OF CONSTRUCTION OF THIS PROJECT INCLUDING: SAFETY OF ALL PERSONS AND PROPERTY, AND THAT THIS REQUIREMENT SHALL APPLY CONTINUOUSLY AND NOT BE LIMITED TO NORMAL WORKING HOURS.

TRAFFIC CONTROL NOTES

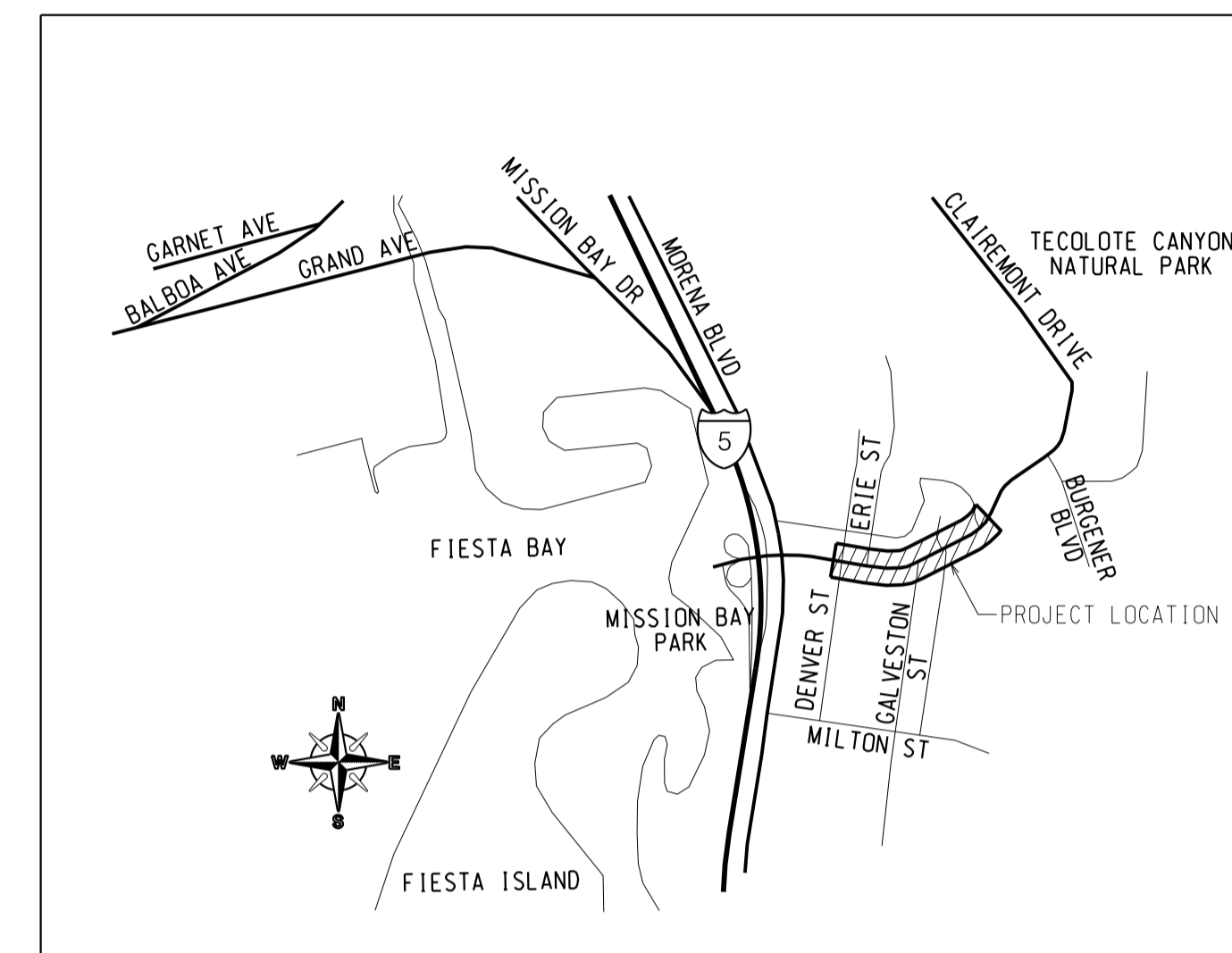
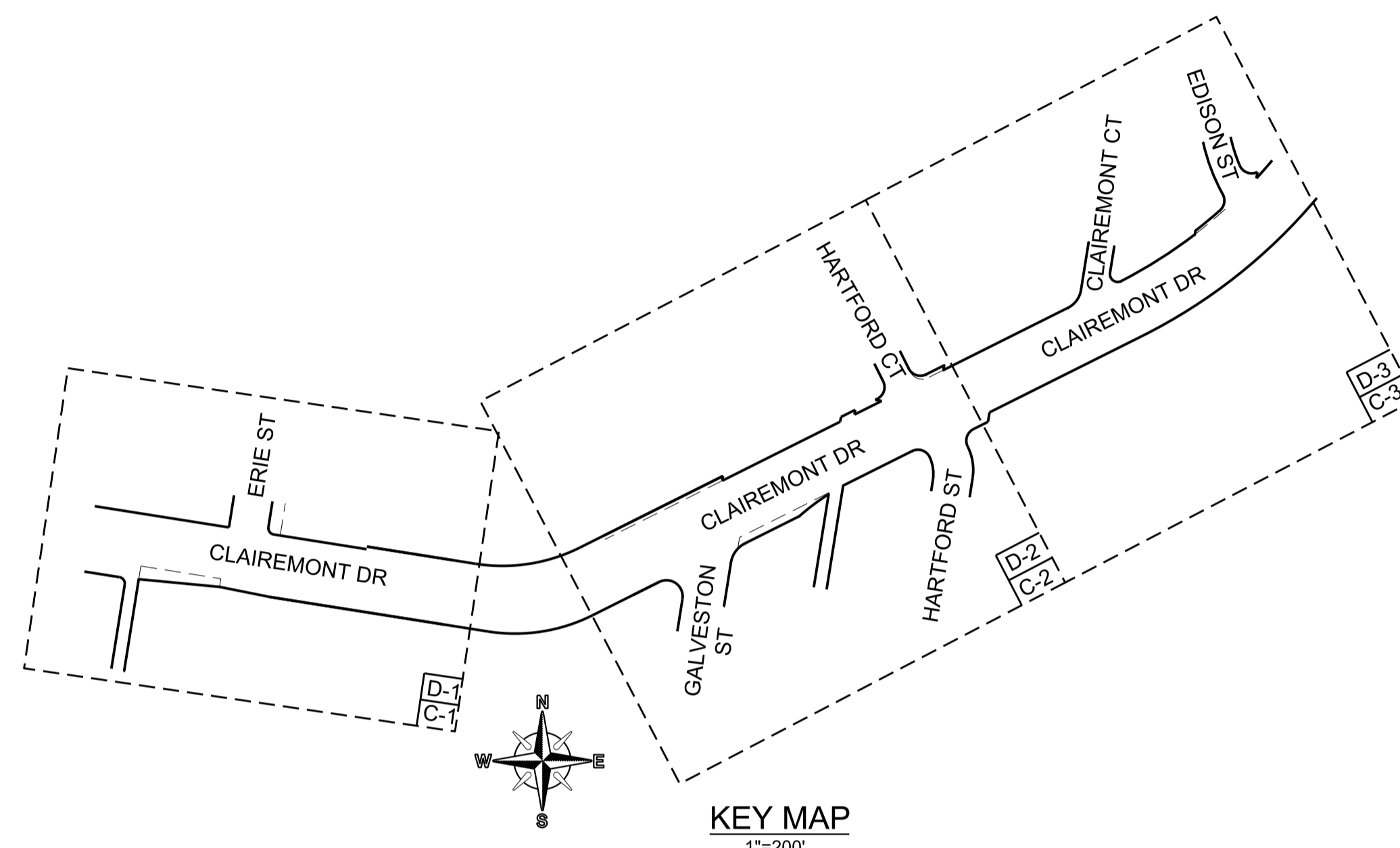
THE CONTRACTOR SHALL, PER SECTION 7-10.2.2.4 OF THE 2012 WHITEBOOK, PREPARE TRAFFIC CONTROL WORKING DRAWINGS AND SUBMIT THEM TO THE RESIDENT ENGINEER. THE WORKING DRAWINGS WILL BE SENT TO THE ENGINEERING TRAFFIC CONTROL SECTION FOR REVIEW AND APPROVAL. THE CONTRACTOR SHALL ALLOW A MINIMUM OF TWENTY (20) WORKING DAYS FOR REVIEW OF THE WORKING DRAWINGS. UPON APPROVAL OF THE TRAFFIC CONTROL PLAN, THE ENGINEERING TRAFFIC CONTROL SECTION WILL ISSUE A TRAFFIC CONTROL PLAN (TCP) PERMIT. WORK SHALL NOT BEGIN IN THE PUBLIC RIGHT OF WAY WITHOUT THE TCP PERMIT.

WATER POLLUTION CONTROL NOTES

THE CONTRACTOR SHALL, PER SECTION 701-13.9 OF 2012 WHITEBOOK, PREPARE WATER POLLUTION CONTROL SITE MANAGEMENT PLAN (WPCSM). PROTECT ALL NEW AND EXISTING STORM DRAIN INLET STRUCTURES FROM SEDIMENTATION RUNOFF, ROCK WASHING RUNOFF, OR ANY OTHER PROJECT SITE RUNOFF BY PLACING GRAVEL BAGS, FILTER FABRIC, OR OTHER SATISFACTORY METHOD APPROVED BY THE RESIDENT ENGINEER.

STORM WATER PROTECTION

THIS PROJECT IS SUBJECT TO MUNICIPAL STORM WATER PERMIT ORDER NO. R9-2007-0001



ABBREVIATIONS

ABAND	ABANDON	EL, ELEV	ELEVATION	PROP	PROPOSED
ABAND'D	ABANDONED	ELEC	ELECTRIC	RT	RIGHT
BTWN	BETWEEN	EX, EXIST	EXISTING	§	SURVEY LINE
CATV	CABLE TV	HP	HIGH PRESSURE	SWR	SEWER
⊕	CENTER LINE			TEL	TELEPHONE
COND	CONDUIT			UNK	UNKNOWN

EXISTING STRUCTURES

EX WATER VALV E	-----●-----
EX WATER METER	-----□-----
EX FIRE HYDRANT	○-----●
EX SEWER MAIN & MANHOLES	-----○-----
EX DRAINS	=====
EX PAVEMENT (PROFILE)	//////
EX GROUND LINE (PROFILE)	//////
EX TRAFFIC SIGNAL	⊕ T S
EX STREET LIGHT	⊕ SL
GAS MAIN	-----○-----
ELEC. COND., TEL. COND., CATV	---E---T---C---

WORK TO BE DONE

THE IMPROVEMENTS CONSIST OF THE FOLLOWING WORK TO BE DONE ACCORDING TO THESE PLANS AND SPECIFICATIONS AND STANDARD DRAWINGS OF THE CITY OF SAN DIEGO.

LEGEND

IMPROVEMENTS	STANDARD DRAWINGS	SYMBOL
SIDEWALK	SDG-155	
CURB AND GUTTER	SDG-151	
CURB RAMP	SDG-130/SDG-132/SDG-134/SDG-136	
DETECTABLE WARNING TILE (STAINLESS STEEL)	SDG-130	
CONCRETE DRIVEWAY	SDG-162	
RETAINING WALL	SDC-103, SDC-105, C-13D DSD INFO BULLETIN NO. 222	
GRAVITY WALL	C-9	
GUARDRAIL AND END ANCHOR TREATMENT	SDM-130, CALTRANS STD DWG NO. A77A1, A77H1, AND A77L4	
MAILBOX		
NO 3 1/2 PULLBOX		
STREET LIGHT	SDE-101	
MAJOR CONTOUR		
MINOR CONTOUR		
DAYLIGHT LINE		
CHAINLINK FENCE	SDM-112	

STREET NAME	CLASSIFICATION	SPEED (MPH)	ADT (VEHICLES)	R/W (FT)
CLAIREMONT DRIVE	MAJOR	40 MPH	W 12040 E 11940	VARIES

REFERENCE:

MAPS: 6155,809,4056,8555,8285,9591,2861,3672
PM: 12356,6201,19138
DWG: 9774-L,8423-L,14512-B,10942-B,11411-L,9090-B,15801-B,16963-D,
CR: 21585
ROS: 11465,13771

FIELD DATA

BENCHMARK: PT# 20 NEBP CLAIREMONT DR & ERIE STREET
ELEV.=88.508
FIELD NOTES:
BASIS OF BEARINGS / COORDINATES:
THE BASIS OF BEARING FOR THIS PROJECT WAS DERIVED FROM A PVIOUS STATIC GPS SURVEY, USING ROS 14492 NAD 83 FEET, ZONE 6 (EPOCH 1991.35). UTILIZING RTK/GPS FIELD PROCEDURES WITH A CALVRS BASE STATION LOCATED AT KEARNY MESA AND CONSTRAINING TO GPS 1905 (1) & GPS 17 (2) IE N62°00'57"E.
DATUM: MEAN SEA LEVEL

SHEET INDEX

SHEET NO.	CONTENTS
1	TITLE SHEET
2-4	DEMOLITION PLAN
5-7	IMPROVEMENT PLAN
8	DETAILS
9-10	RETAINING WALL NOTES
11	RETAINING WALL GENERAL PLAN
12	RETAINING WALL DETAIL

G-1

PLANS FOR THE CONSTRUCTION OF CLAIREMONT DRIVE SIDEWALK TITLE SHEET

CITY OF SAN DIEGO, CALIFORNIA
PUBLIC WORKS DEPARTMENT
SHEET 1 OF 12 SHEETS

APPROVED FOR CITY ENGINEER	DATE	6/4/2013	WBS	B-III07
DESIGNER	BY	APPROVED	DATE	FILMED
ORIGINAL	MP			
SUBMITTED BY				DAVID LI
PROJECT ENGINEER				MARC PIRAZZINI
PROJECT NO.				226-1707
COORDINATE				CCS27
PROJECT NO.				1866444-6268407
COORDINATE				CCS83
CONTRACTOR				DATE STARTED
INSPECTOR				DATE COMPLETED
				36935-1-D

CONSTRUCTION CHANGE / ADDENDUM			
CHANGE	DATE	AFFECTED OR ADDED SHEET NUMBERS	APPROVAL NO.

WARNING
IF THIS BAR DOES NOT MEASURE 1" THEN DRAWING IS NOT TO SCALE.

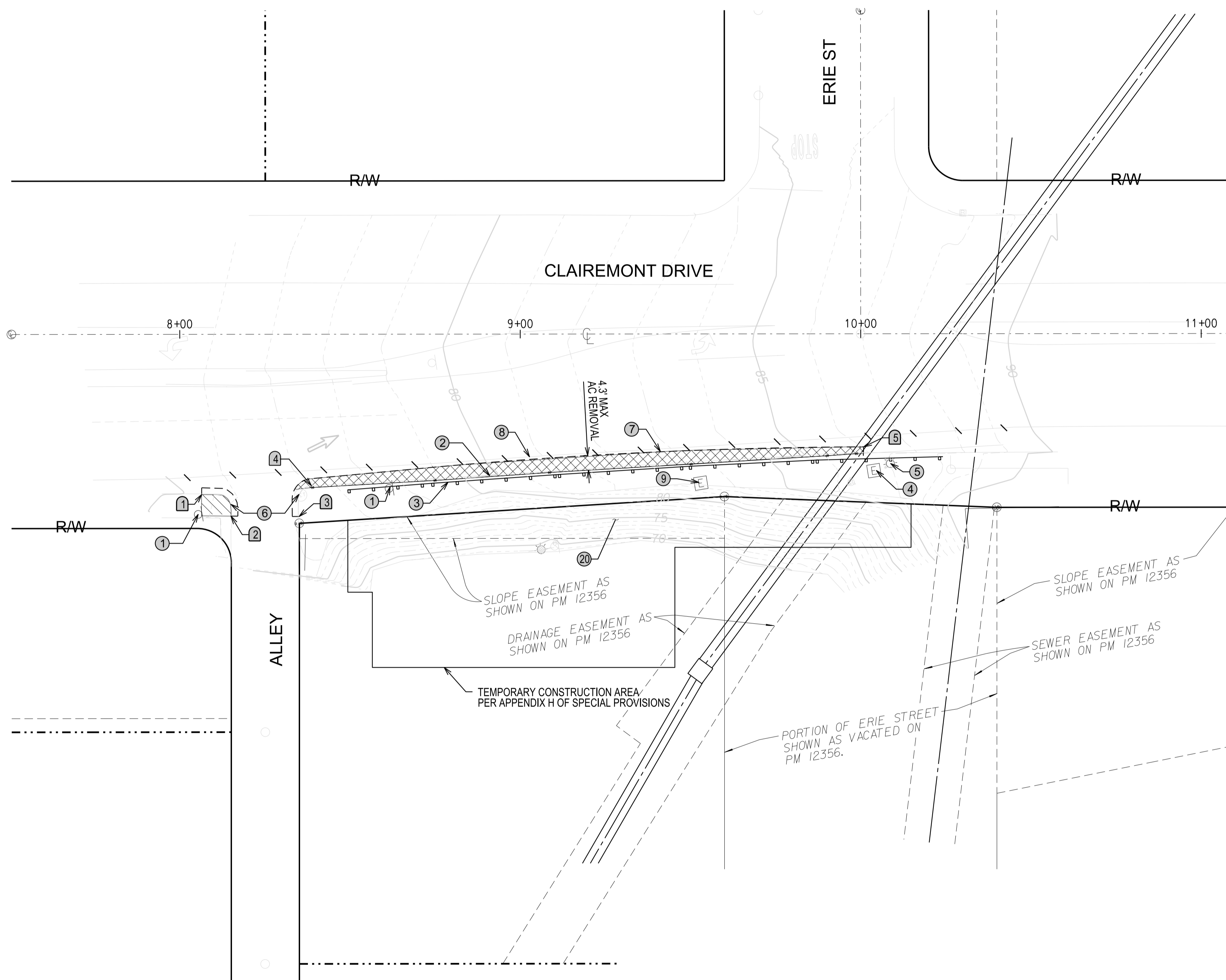
**CITY OF SAN DIEGO
PUBLIC WORKS PROJECT**



TEMPORARY BMP CONSTRUCTION SITE STORM WATER PRIORITY: HIGH MEDIUM LOW.....

SPEC. NO. 5902

CLAIREMONT DRIVE SIDEWALK



LEGEND

- REMOVE AC PAVEMENT
- REMOVE CONCRETE
- REMOVE PAVEMENT MARKING

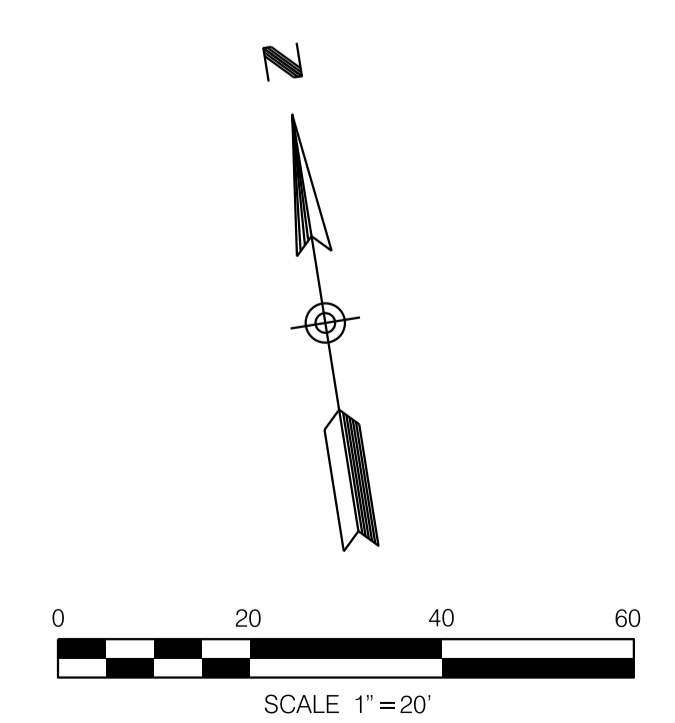
CONSTRUCTION NOTES

- ① EX SIGN TO BE RELOCATED PER SHEET 5
- ② REMOVE EX AC CURB FROM STA 8+39.00-45.0' RT TO 9+98.76-35.2' RT
- ③ REMOVE EX GUARD RAIL FROM STA 8+49.32-45.7' RT TO STA 10+24.11-36.1' RT DISPOSE OF GUARD RAIL POSTS AND SALVAGE METAL BEAMS.
- ④ PROTECT EX ELEC PULL BOX AND ADJUST TO FINISHED GRADE
- ⑤ PROTECT EX STREET LIGHT. REMOVE AND REMOUNT SIGNS ON LIGHT POLE TO PROVIDE 7' CLEARANCE FROM SURFACE OF NEW SIDEWALK
- ⑥ REMOVE EX CURB AND GUTTER TO CONSTRUCT CURB RAMP
- ⑦ SAWCUT AC PAVEMENT
- ⑧ REMOVE EX STRIPING FROM STA 7+96-42.4' RT TO STA 10+45-27.4' RT
- ⑨ EX ELEC PULL BOX TO BE RELOCATED PER SHEET 5
- ⑩ CONTRACTOR SHALL PROTECT EXISTING IRRIGATION SYSTEM IN PLACE DURING CONSTRUCTION. ANY IRRIGATION EQUIPMENT DISTURBED DURING CONSTRUCTION SHALL BE RESTORED, TESTED AND APPROVED BY THE RESIDENT ENGINEER SUCH THAT THE EXISTING PLANT MATERIAL SHALL HAVE ADEQUATE IRRIGATION COVERAGE.


COORDINATE DATA TABLE

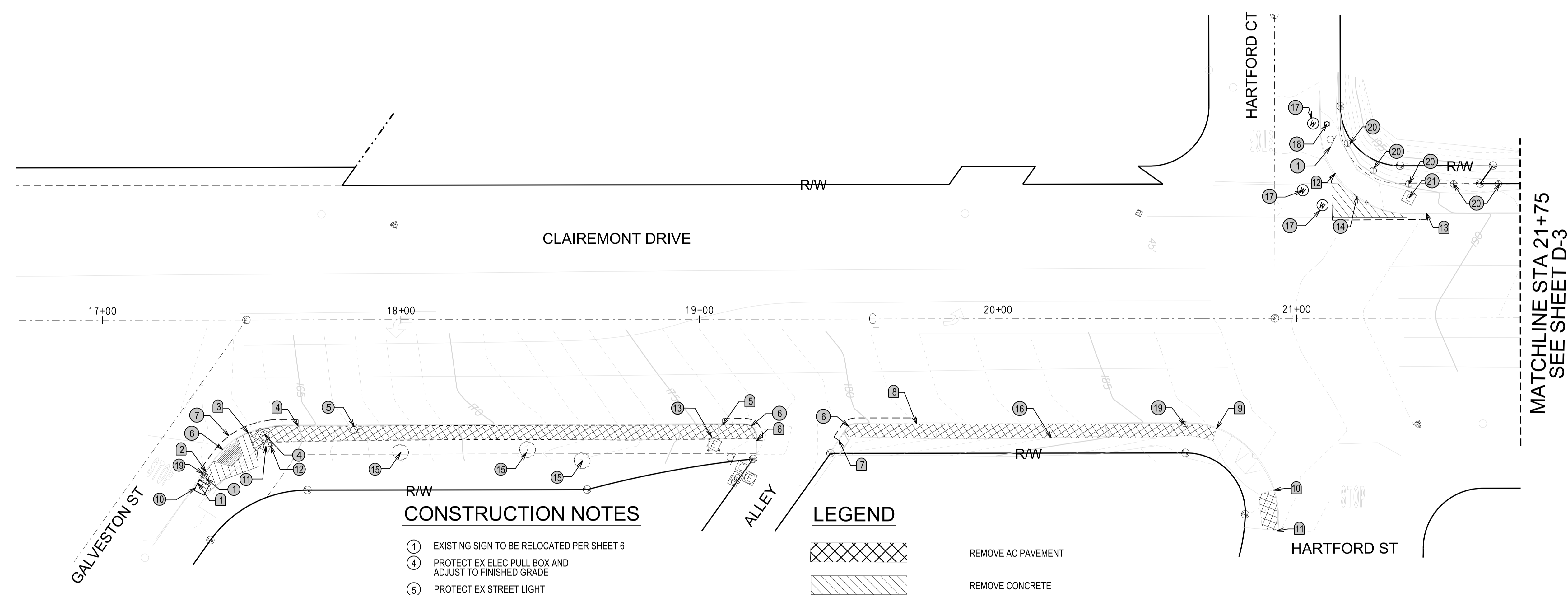
NO.	NORTHING	EASTING	DESCRIPTION
①	1868649.00	6268844.20	BEGIN CONCRETE/CURB & GUTTER REMOVAL
②	1868641.42	6268851.72	END CURB & GUTTER REMOVAL
③	1868638.19	6268871.48	BEGIN CURB & GUTTER REMOVAL
④	1868646.60	6268876.44	END CURB & GUTTER REMOVAL
⑤	1868632.32	6269038.40	END AC REMOVAL

D-1



CLAIREMONT DRIVE SIDEWALK DEMOLITION PLAN			
CLAIREMONT DRIVE STA 8+00 TO STA 11+00			
CITY OF SAN DIEGO, CALIFORNIA PUBLIC WORKS DEPARTMENT SHEET 2 OF 12 SHEETS		WBS B-1107	
FOR CITY ENGINEER <i>Brad Johnson</i> 6/4/2013		DATE	
CHECKED BY MARC PIRAZZINI PROJECT ENGINEER		SUBMITTED BY DAVID LI ASSOCIATE ENGINEER	
DESCRIPTION ORIGINAL		BY MP	APPROVED
		DATE	FILMED
CONTRACTOR _____		DATE STARTED _____	
INSPECTOR _____		DATE COMPLETED _____	
		226-1707 CCS27 COORDINATE 1866444-6268407 CCS83 COORDINATE 36935-2-D	





CONSTRUCTION NOTES

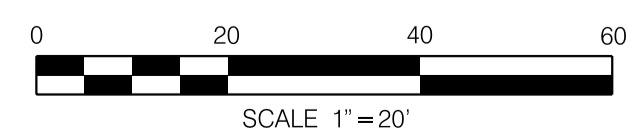
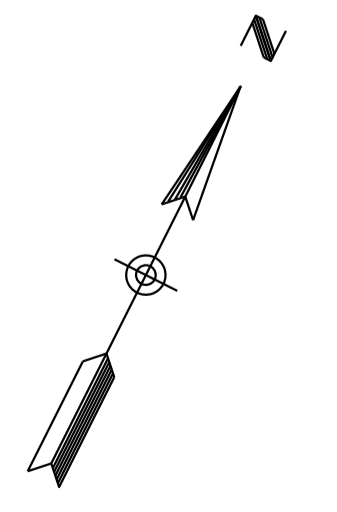
- ① EXISTING SIGN TO BE RELOCATED PER SHEET 6
- ④ PROTECT EX ELEC PULL BOX AND ADJUST TO FINISHED GRADE
- ⑤ PROTECT EX STREET LIGHT
- ⑥ REMOVE EX CURB AND GUTTER TO CONSTRUCT CURB RAMP
- ⑦ SAWCUT EX AC PAVEMENT
- ⑩ PROTECT EX WATER METER IN PLACE AND ADJUST TO FINISHED GRADE
- ⑪ PROTECT CABLE TV RISER IN PLACE
- ⑫ PROTECT TELEPHONE RISER IN PLACE
- ⑬ PROTECT EX TRANSFORMER IN PLACE
- ⑭ REMOVE EX CURB AND GUTTER AND CROSS GUTTER TO NEAREST JOINT TO CONSTRUCT CURB RAMP
- ⑮ PROTECT EXISTING TREE, REMOVE BRANCHES AS NECESSARY TO PROVIDE 7' CLEARANCE OVER SIDEWALK AND ANY CONFLICTING TREE ROOTS
- ⑯ REMOVE WOOD PLANTER FROM STA 19+51-39.5' RT TO STA 20+55-39.7' RT
- ⑰ PROTECT EX WATER VALVE IN PLACE
- ⑱ PROTECT EX FIRE HYDRANT IN PLACE
- ⑲ PROTECT EX BENCHMARK
- ⑳ CONTRACTOR SHALL PROTECT EXISTING IRRIGATION SYSTEM IN PLACE DURING CONSTRUCTION, ANY IRRIGATION EQUIPMENT DISTURBED DURING CONSTRUCTION SHALL BE RESTORED, TESTED AND APPROVED BY THE RESIDENT ENGINEER SUCH THAT THE EXISTING PLANT MATERIAL SHALL HAVE ADEQUATE IRRIGATION COVERAGE.
- ㉑ PROTECT EX ELECTRICAL VAULT AND ADJUST TO FINISHED GRADE

LEGEND

- REMOVE AC PAVEMENT
- REMOVE CONCRETE
- REMOVE CURB RAMP
- ① IRRIGATION HEAD (LOCATIONS APPROXIMATED FROM SITE VISIT AND MAY NOT ACCOUNT FOR ALL IRRIGATION HEADS)

COORDINATE DATA TABLE

NO.	NORTHING	EASTING	DESCRIPTION
①	1868677.12	6269771.70	BEGIN CONCRETE REMOVAL
②	1868681.72	6269772.47	BEGIN CURB & GUTTER REMOVAL
③	1868699.62	6269779.38	END CONCRETE/BEGIN AC REMOVAL
④	1868709.21	6269793.21	END CURB & GUTTER REMOVAL
⑤	1868772.95	6269920.39	BEGIN CURB & GUTTER REMOVAL
⑥	1868773.22	6269932.92	END AC/CURB & GUTTER REMOVAL
⑦	1868785.63	6269957.55	BEGIN AC/CURB & GUTTER REMOVAL
⑧	1868802.10	6269978.38	END CURB & GUTTER REMOVAL
⑨	1868845.50	6270069.05	END AC REMOVAL
⑩	1868835.59	6270095.37	BEGIN AC REMOVAL
⑪	1868823.88	6270102.35	END AC REMOVAL
⑫	1868939.74	6270066.54	BEGIN CURB & GUTTER REMOVAL
⑬	1868941.35	6270099.51	END CURB & GUTTER REMOVAL



MATCHLINE STA 21+75
SEE SHEET D-3

D-2

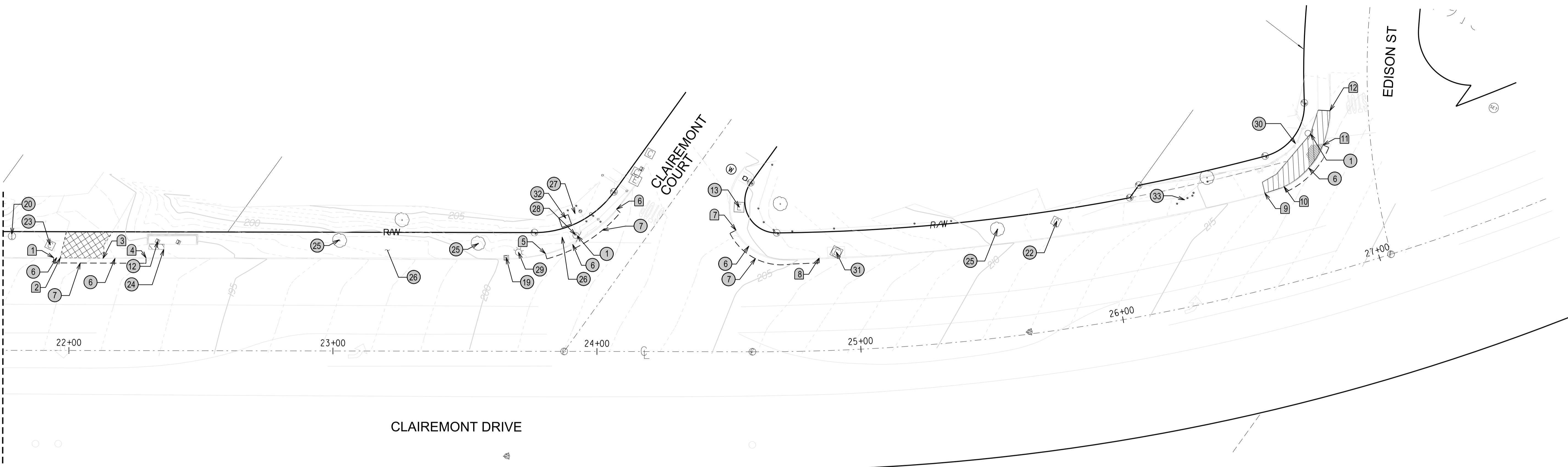
**CLAIREMONT DRIVE SIDEWALK
DEMOLITION PLAN**

CLAIREMONT DRIVE
STA 17+00 TO STA 21+75

CITY OF SAN DIEGO, CALIFORNIA PUBLIC WORKS DEPARTMENT SHEET 3 OF 12 SHEETS		WBS B-1107
<i>[Signature]</i> FOR CITY ENGINEER	6/4/2013 DATE	DAVID LI ASSOCIATE ENGINEER
DESCRIPTION ORIGINAL	BY MP	APPROVED MARC PIRAZZINI PROJECT ENGINEER
		226-1707 CCS27 COORDINATE
		1866444-6268407 CCS83 COORDINATE
CONTRACTOR _____ DATE STARTED _____		36935-3-D
INSPECTOR _____ DATE COMPLETED _____		




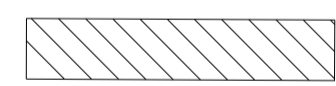

MATCHLINE STA 21+75
SEE SHEET D-2



CONSTRUCTION NOTES

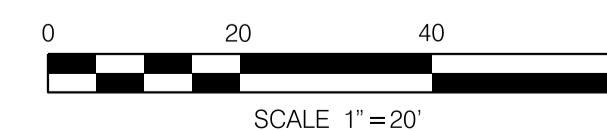
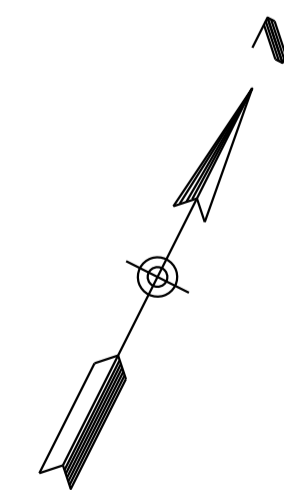
- ① REMOVE AND RELOCATE SIGN PER SHEET 7
- ⑥ REMOVE EX CURB AND GUTTER TO CONSTRUCT CURB RAMP
- ⑦ SAWCUT AC PAVEMENT
- ⑫ PROTECT TELEPHONE RISER IN PLACE
- ⑬ PROTECT EX TRANSFORMER IN PLACE
- ⑰ PROTECT EX BENCHMARK
- ⑳ CONTRACTOR SHALL PROTECT EXISTING IRRIGATION SYSTEM IN PLACE DURING CONSTRUCTION. ANY IRRIGATION EQUIPMENT DISTURBED DURING CONSTRUCTION SHALL BE RESTORED, TESTED AND APPROVED BY THE RESIDENT ENGINEER SUCH THAT THE EXISTING PLANT MATERIAL SHALL HAVE ADEQUATE IRRIGATION COVERAGE.
- ㉒ PROTECT EX CABLE RISER IN PLACE
- ㉓ PROTECT EX COX CABLE BOX
- ㉔ REMOVE AT JOINT APPROXIMATELY 2' X 5.75' OF EX CONCRETE PLATFORM
- ㉕ REMOVE EX LARGE TREE AND GRIND STUMP TO 1' BELOW SIDEWALK GRADE AND BACKFILL
- ㉖ REMOVE EX VEGETATION AS NEEDED TO CONSTRUCT IMPROVEMENTS
- ㉗ REMOVE EX WOOD STAIRS AND REPLACE WITH CONCRETE STEPS PER SHEET 7
- ㉘ EX MAILBOX TO BE RELOCATED PER SHEET 7
- ㉙ EX STREET LIGHT TO BE RELOCATED, SEE SHEET 7
- ㉚ PROTECT EX WALL
- ㉛ PROTECT EX ELECTRIC MH VAULT AND ADJUST TO FINISHED GRADE.
- ㉜ PROTECT EX WATER METER AND ADJUST TO FINISH GRADE
- ㉝ REMOVE EX BIG TREE ROOTS TO CONSTRUCT IMPROVEMENTS

LEGEND

-  REMOVE AC PAVEMENT
-  REMOVE CONCRETE
-  REMOVE CURB RAMP
- ① IRRIGATION HEAD (LOCATIONS APPROXIMATED FROM SITE VISIT AND MAY NOT ACCOUNT FOR ALL IRRIGATION HEADS)

COORDINATE DATA TABLE

NO.	NORTHING	EASTING	DESCRIPTION
①	1868964.04	6270145.06	BEGIN CURB & GUTTER REMOVAL
②	1868965.05	6270147.36	BEGIN AC PAVEMENT REMOVAL
③	1868972.31	6270161.90	END AC PAVEMENT REMOVAL
④	1868979.74	6270176.32	END CURB & GUTTER REMOVAL
⑤	1869048.97	6270310.86	BEGIN CURB & GUTTER REMOVAL
⑥	1869076.13	6270327.30	END CURB & GUTTER REMOVAL
⑦	1869089.34	6270371.33	BEGIN CURB & GUTTER REMOVAL
⑧	1869094.04	6270404.26	END CURB & GUTTER REMOVAL
⑨	1869191.74	6270544.08	BEGIN CONCRETE REMOVAL
⑩	1869197.23	6270549.42	BEGIN CURB & GUTTER REMOVAL
⑪	1869217.97	6270555.55	END CURB & GUTTER REMOVAL
⑫	1869230.77	6270552.04	END CONCRETE REMOVAL



**CLAIREMONT DRIVE SIDEWALK
DEMOLITION PLAN**

CLAIREMONT DRIVE
STA 21+75 TO STA 27+00

CITY OF SAN DIEGO, CALIFORNIA
PUBLIC WORKS DEPARTMENT
SHEET 4 OF 12 SHEETS

WBS B-1107

FOR CITY ENGINEER: *Brad Johnson* 6/4/2013 DATE: 6/4/2013

CHECKED BY: DAVID LI ASSOCIATE ENGINEER

PROJECT ENGINEER: MARC PIRAZZINI

PROJECT NO: 226-1707

COORDINATE: 1866444-6268407

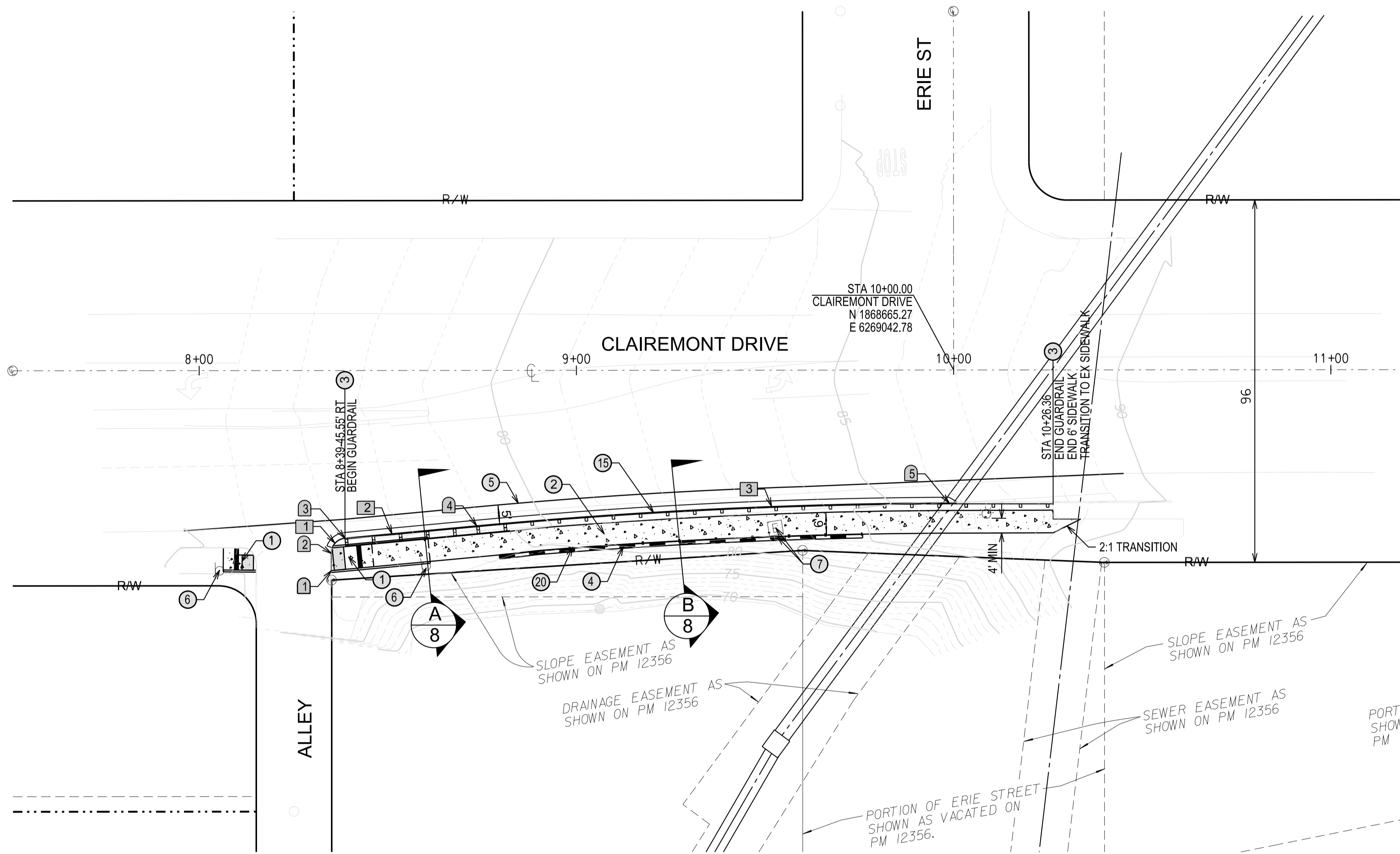
CONTRACTOR: _____ DATE STARTED: _____

INSPECTOR: _____ DATE COMPLETED: _____

36935-4-D

D-3

CLAIREMONT DRIVE SIDEWALK

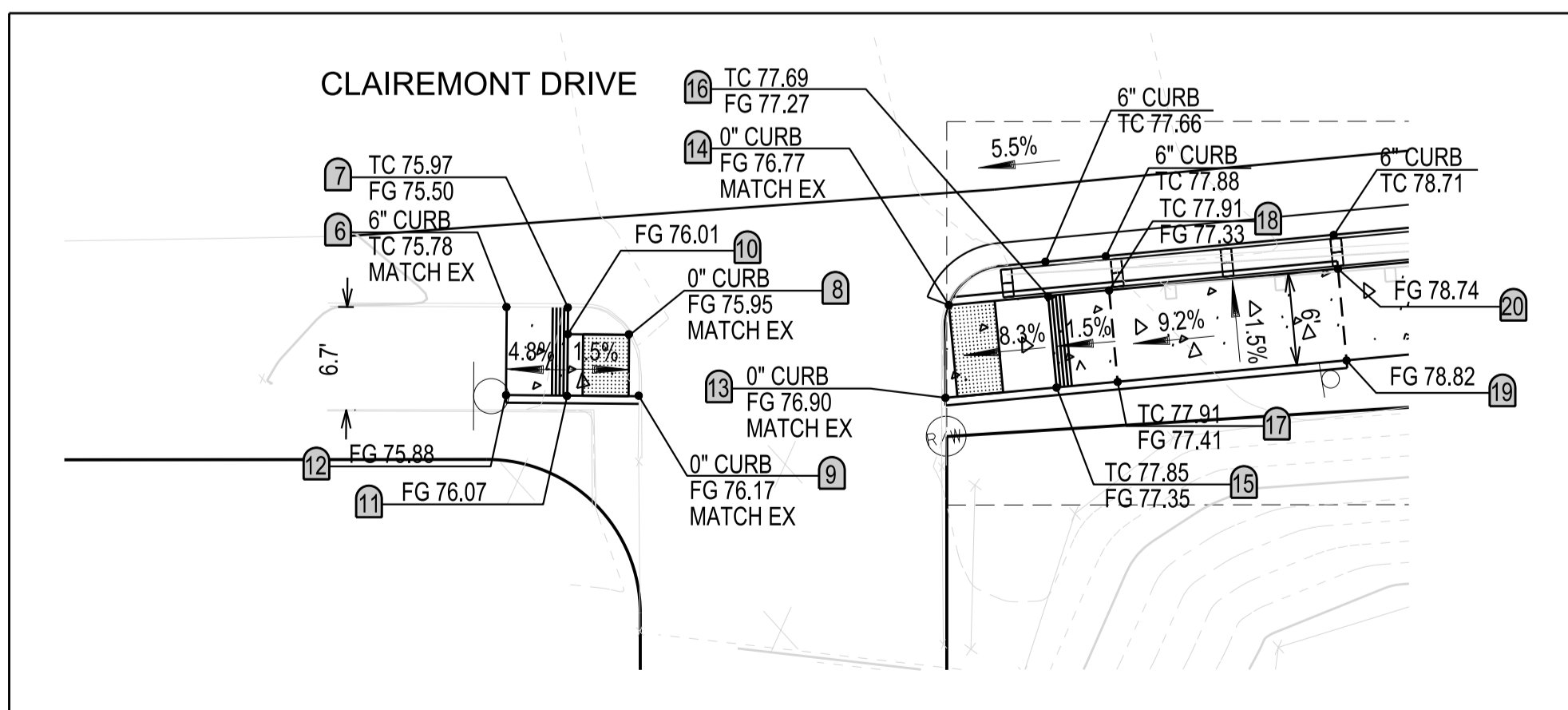


PROPOSED CURB DATA TABLE				
NO.	Δ/BEARING	RADIUS	LENGTH	REMARKS
1	85°11'17"	4'	4.45'	TYPE G C&G
2	S 86°18'45"		35.06'	TYPE G C&G
3	05°21'09"	1400'	130.79'	TYPE G C&G

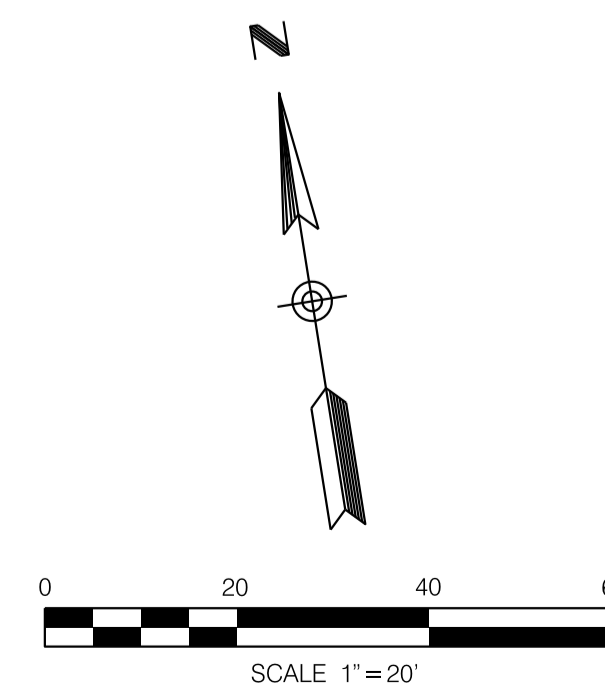
COORDINATE DATA TABLE				
NO.	TC ELEV	NORTHING	EASTING	REMARKS
1	77.46'	1868637.18	6268871.34	MEET EX TOC ELEV
2	77.16'	1868643.20	6268872.22	0" CURB ELEV/BCR
3	77.60'	1868646.60	6268876.43	ECR
4	79.40'	1868644.34	6268911.41	BCR
5	86.32'	1868630.60	6269036.06	MEET EX TOC ELEV/ECR
6	-	1868649.00	6268844.19	CURB RAMP TRANSITION
7	-	1868648.35	6268848.14	RAMP WING - 6" CURB
8	-	1868645.97	6268851.80	BOTTOM OF CURB RAMP
9	-	1868641.90	6268851.81	BOTTOM OF CURB RAMP
10	-	1868646.62	6268847.87	TOP OF CURB RAMP
11	-	1868642.69	6268847.20	TOP OF CURB RAMP
12	-	1868643.36	6268843.25	CURB RAMP TRANSITION
13	-	1868638.67	6268871.54	BOTTOM OF CURB RAMP
14	-	1868644.60	6268872.71	BOTTOM OF CURB RAMP
15	-	1868638.20	6268878.81	TOP OF CURB RAMP
16	-	1868644.18	6268879.20	TOP OF CURB RAMP
17	-	1868637.95	6268882.79	CURB RAMP TRANSITION
18	-	1868643.93	6268883.19	CURB RAMP TRANSITION
19	-	1868636.95	6268897.77	CURB RAMP TRANSITION
20	-	1868642.95	6268898.16	CURB RAMP TRANSITION

CONSTRUCTION NOTES

- 1 INSTALL TYPE D CURB RAMP PER SDG-136
- 2 INSTALL 5' CONCRETE SIDEWALK PER SDG-155 (UNLESS WIDTH OTHERWISE NOTED)
- 3 INSTALL GUARDRAIL PER SDM-130, CALTRANS STD DWG A77A1, A77H1, AND A77L4. SEE SHEET 8 FOR DETAILS.
- 4 RETAINING WALL SHOWN FOR REFERENCE. FOR PLAN AND PROFILE INFORMATION, SEE SHEET 12.
- 5 INSTALL BIKE LANE STRIPING PER CA-MUTCD DETAIL 39 FROM STA 7+96-42.4' RT TO STA 10+45-27.4' RT.
- 6 RELOCATED SIGN LOCATION, ENSURE 4' MINIMUM PATH CLEARANCE
- 7 RELOCATE ELECTRICAL PULLBOX TO BE COMPLETELY IN NEW SIDEWALK AND CONDUITS AND WIRES AS NECESSARY.
- 15 INSTALL TYPE G CURB AND GUTTER PER SDG-151
- 20 INSTALL CHAINLINK FENCE PER SDM-112 AND DETAIL ON SHEET 12.

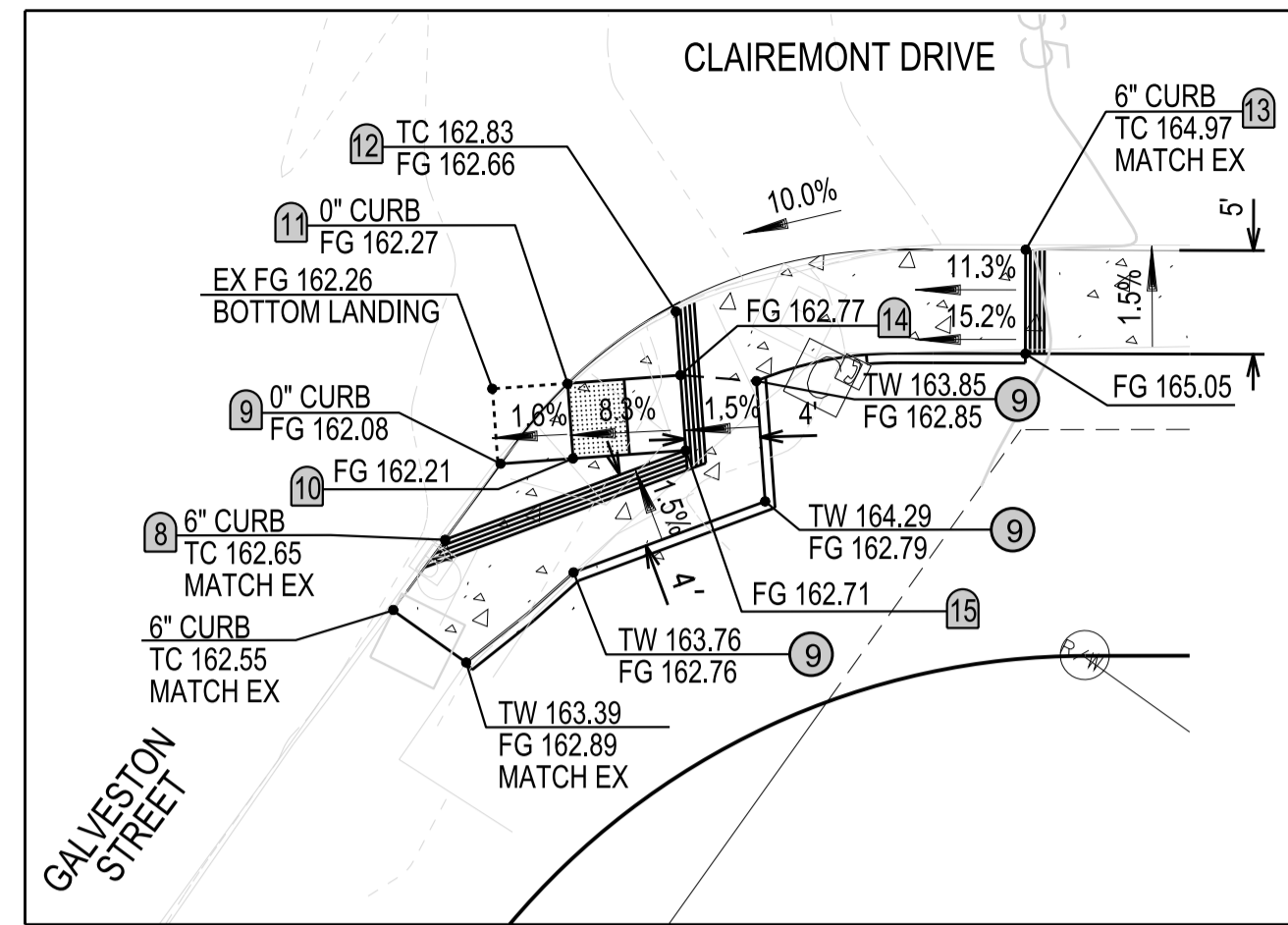


**CURB RAMPS
ALLEY EAST OF DENVER ST AT CLAIREMONT DR**
SCALE: 1"=10'

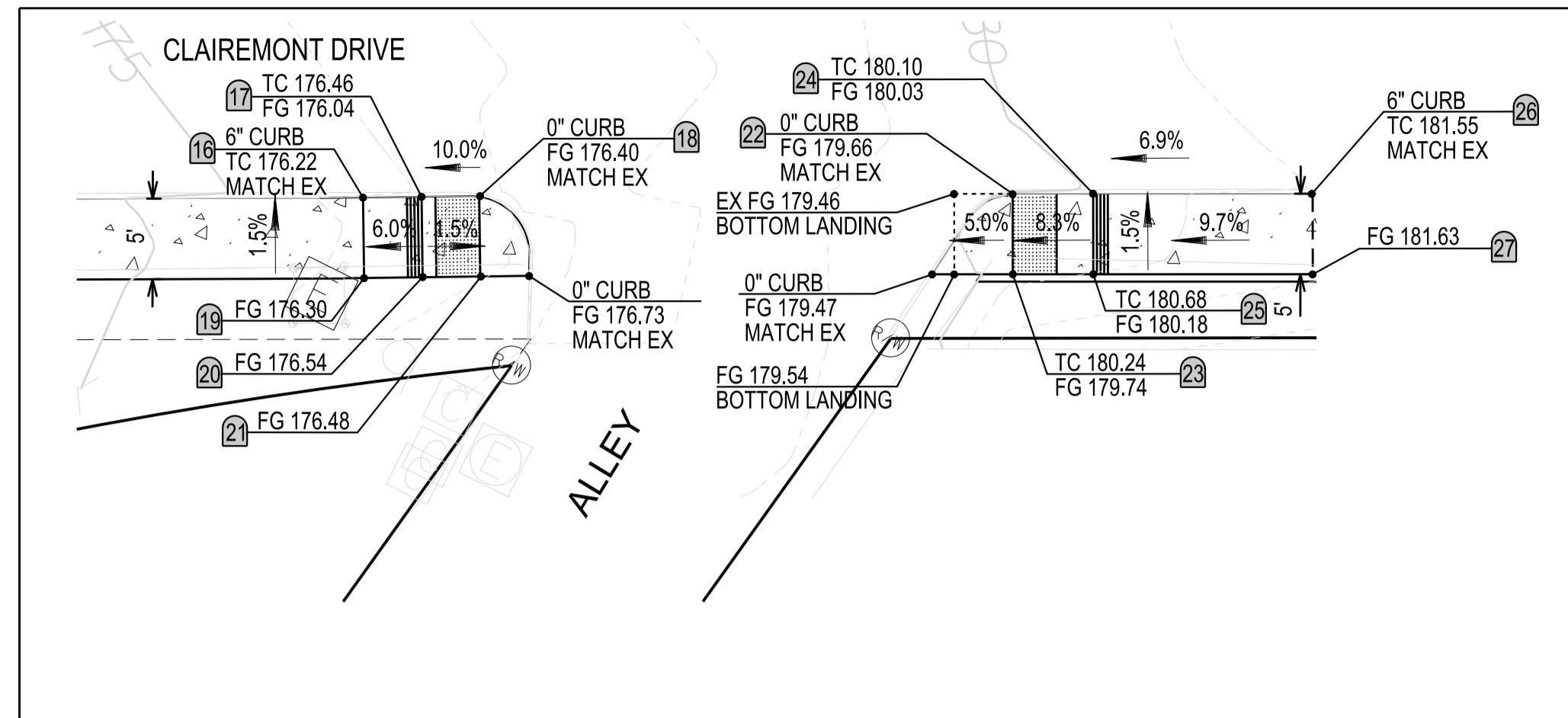


C-1

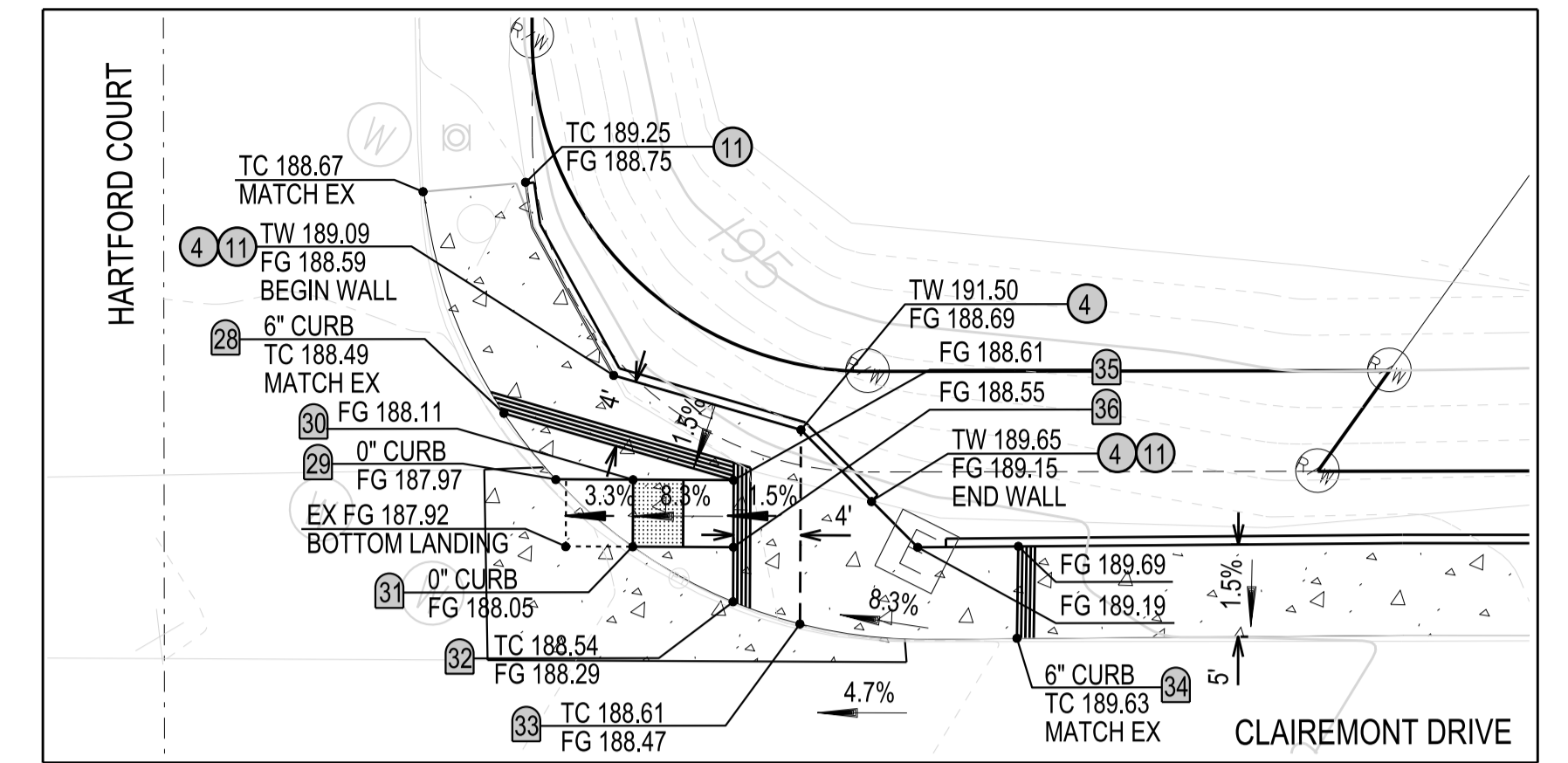
CLAIREMONT DRIVE SIDEWALK IMPROVEMENT PLAN CLAIREMONT DRIVE STA 8+00 TO STA 11+00			
CITY OF SAN DIEGO, CALIFORNIA PUBLIC WORKS DEPARTMENT SHEET 5 OF 12 SHEETS		WBS B-1107	
FOR CITY ENGINEER: <i>Brad Johnson</i>		DATE: 6/4/2013	
CHECKED BY: MARC PIRAZZINI PROJECT ENGINEER		SUBMITTED BY: DAVID LI ASSOCIATE ENGINEER	
DESCRIPTION: ORIGINAL		NO. C-45836 10-22-2011 CIVIL STATE OF CALIFORNIA	
CONTRACTOR: _____		DATE STARTED: _____	
INSPECTOR: _____		DATE COMPLETED: _____	
226-1707 CCS27 COORDINATE		1866444-6268407 CCS83 COORDINATE	
36935-5-D		36935-5-D	



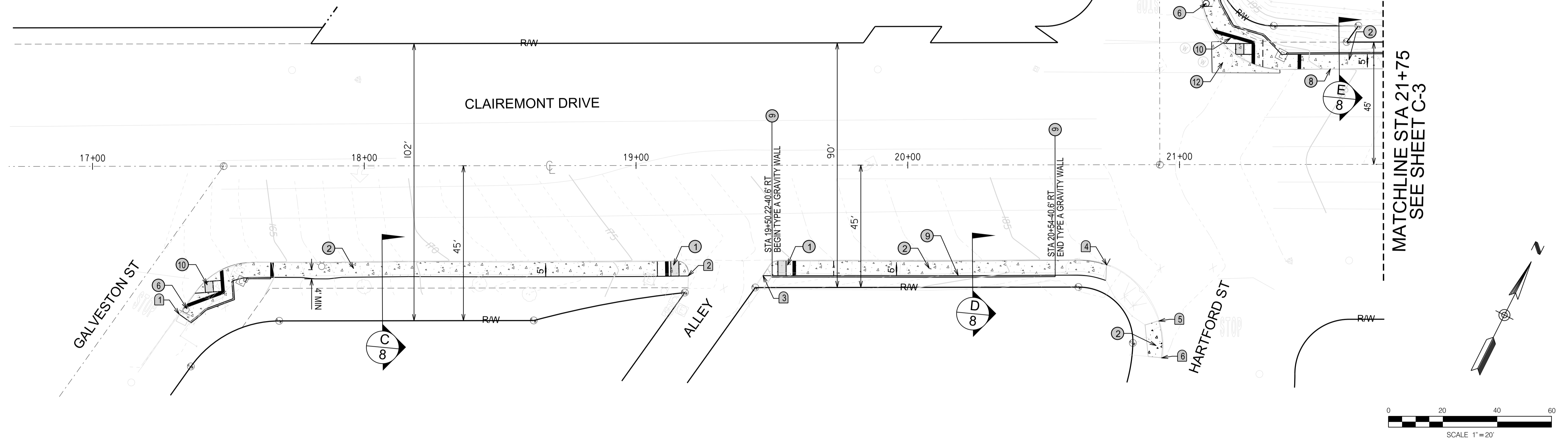
CURB RAMP
GALVESTON ST AT CLAIREMONT DR
SCALE: 1"=10'



CURB RAMPS
ALLEY BETWEEN GALVESTON & HARTFORD AT CLAIREMONT DR
SCALE: 1"=10'



CURB RAMP
HARTFORD CT AT CLAIREMONT DR
SCALE: 1"=10'




COORDINATE DATA TABLE				
NO.	TC ELEV	NORTHING	EASTING	REMARKS
1	162.55'	1868677.12	6269771.70	MEET EX TOC ELEV
2	177.10'	1868773.22	6269932.92	MEET EX TOC ELEV
3	179.74'	1868785.63	6269957.55	MEET EX TOC ELEV
4	186.67'	1868845.50	6270069.05	MEET EX TOC ELEV
5	187.88'	1868835.59	6270095.37	MEET EX TOC ELEV
6	188.30'	1868823.88	6270102.35	MEET EX TOC ELEV
7	188.67'	1868849.42	6270056.30	MEET EX TOC ELEV
8	--	1868681.72	6269772.47	RAMP WING - 6" CURB
9	--	1868686.64	6269773.33	BOTTOM OF CURB RAMP
10	--	1868688.60	6269776.64	RAMP GRADE BREAK
11	--	1868692.05	6269774.61	BOTTOM OF CURB RAMP
12	--	1868696.58	6269776.73	RAMP WING - TRANSITION
13	--	1868709.21	6269793.21	CURB RAMP TRANSITION
14	--	1868695.10	6269779.76	TOP OF CURB RAMP
15	--	1868691.66	6269781.81	TOP OF CURB RAMP
16	--	1868772.95	6269920.39	CURB RAMP TRANSITION
17	--	1868774.78	6269924.00	TOP OF CURB RAMP
18	--	1868776.55	6269927.48	BOTTOM OF CURB RAMP

COORDINATE DATA TABLE				
NO.	TC ELEV	NORTHING	EASTING	REMARKS
19	--	1868768.07	6269922.90	CURB RAMP TRANSITION
20	--	1868769.89	6269926.47	TOP OF CURB RAMP
21	--	1868771.70	6269929.97	BOTTOM OF CURB RAMP
22	--	1868792.97	6269960.03	BOTTOM OF CURB RAMP
23	--	1868788.06	6269962.48	BOTTOM OF CURB RAMP
24	--	1868795.42	6269964.95	TOP OF CURB RAMP
25	--	1868790.50	6269967.40	TOP OF CURB RAMP
26	--	1868802.10	6269978.38	CURB RAMP TRANSITION
27	--	1868797.19	6269980.83	CURB RAMP TRANSITION
28	--	1868939.74	6270066.54	RAMP WING - 6" CURB
29	--	1868937.59	6270071.04	BOTTOM OF CURB RAMP
30	--	1868939.64	6270075.18	RAMP GRADE BREAK
31	--	1868936.05	6270076.95	BOTTOM OF RAMP
32	--	1868935.77	6270083.77	RAMP WING - TRANSITION
33	--	1868936.37	6270087.94	RAMP GRADE BREAK
34	--	1868941.35	6270099.91	CURB RAMP TRANSITION
35	--	1868942.27	6270080.56	TOP OF CURB RAMP
36	--	1868938.71	6270082.33	TOP OF CURB RAMP

CONSTRUCTION NOTES

- 1 INSTALL TYPE D CURB RAMP PER SDG-136
- 2 INSTALL 5' CONCRETE SIDEWALK PER SDG-155
- 3 RETAINING WALL PER SDC-105, DSD INFO BULLETIN NO. 222
- 4 RELOCATED SIGN LOCATION, ENSURE 4' MINIMUM PATH CLEARANCE
- 8 PATCH/REPAIR BACK OF CURB PRIOR TO SIDEWALK INSTALLATION FROM STA 21+39-35.1' LT TO STA 21+94-35.1' LT
- 9 INSTALL TYPE A GRAVITY RETAINING WALL PER C-9
- 10 INSTALL TYPE A CURB RAMP PER SDG-132
- 11 INSTALL 6" MONOLITHIC CURB
- 12 RE-CONSTRUCT PORTION OF CROSS GUTTER PER SDG-157



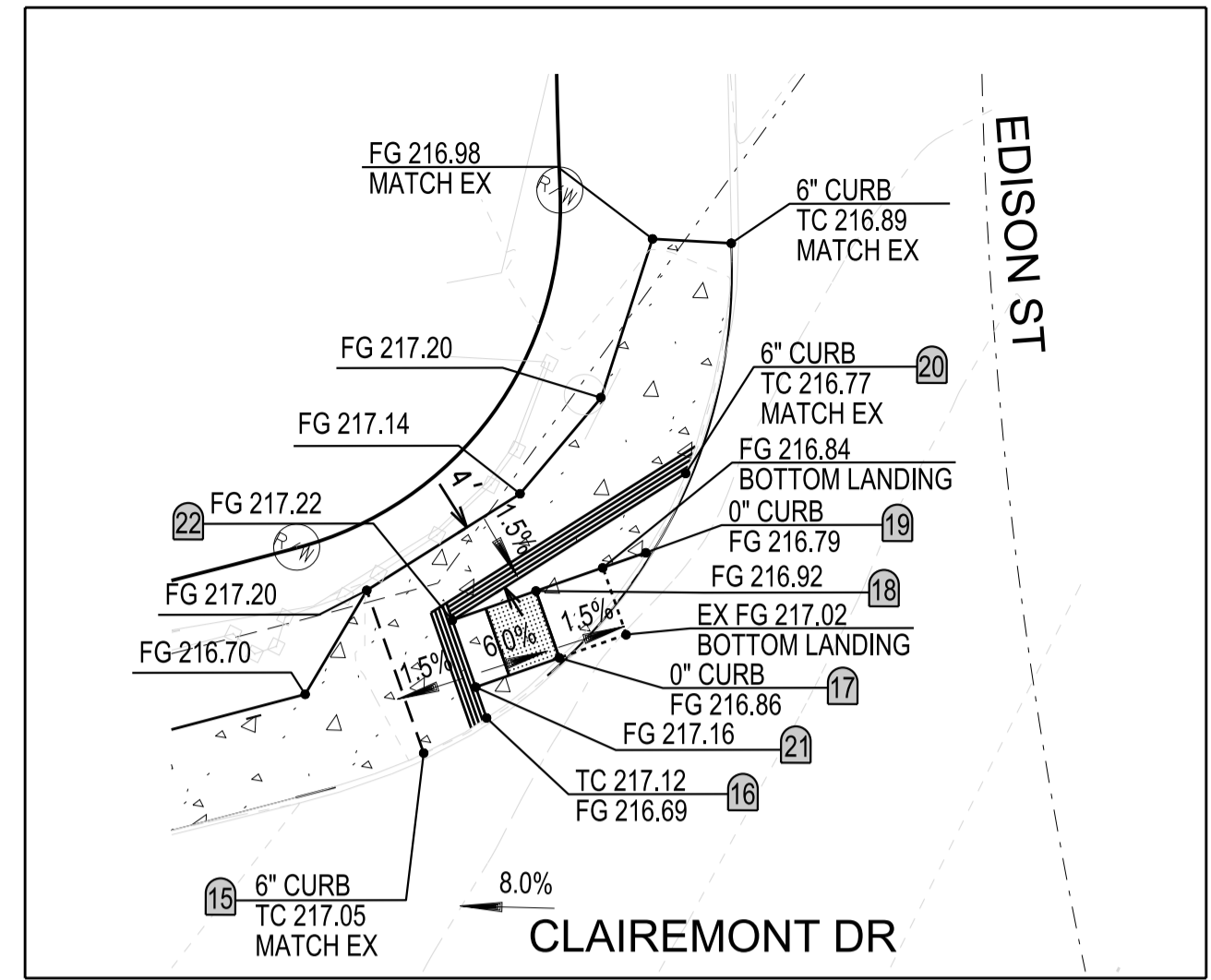
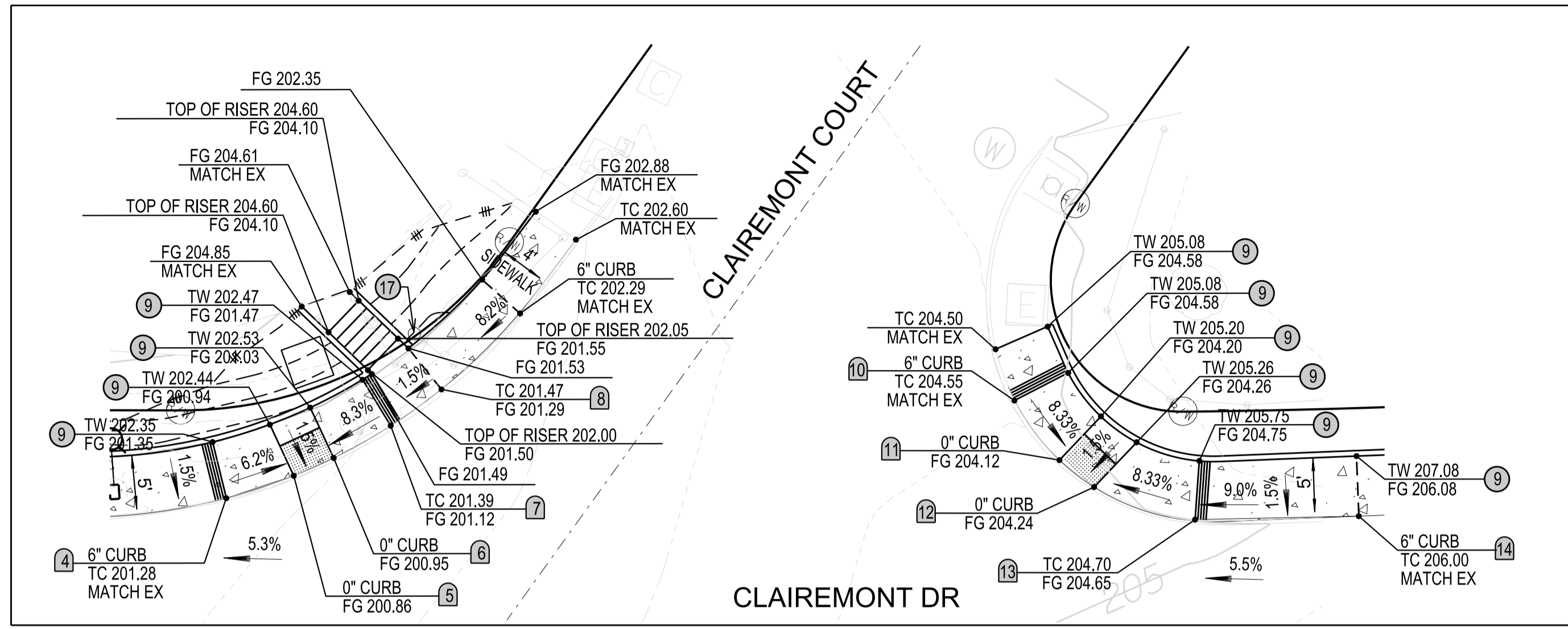
C-2

**CLAIREMONT DRIVE SIDEWALK
IMPROVEMENT PLAN**

CLAIREMONT DRIVE
STA 17+00 TO STA 21+75

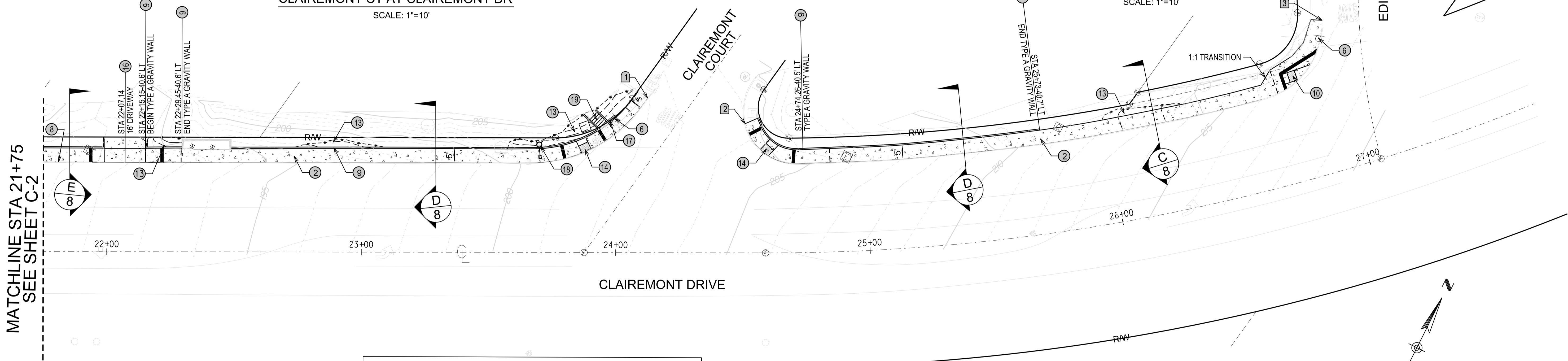
CITY OF SAN DIEGO, CALIFORNIA PUBLIC WORKS DEPARTMENT SHEET 6 OF 12 SHEETS		WBS B-1107
FOR CITY ENGINEER <i>Brad Johnson</i>	DATE 6/4/2013	DESIGNED BY DAVID LI ASSOCIATE ENGINEER
DESCRIPTION ORIGINAL	BY MP	APPROVED MARC PIRAZZINI PROJECT ENGINEER
CONTRACTOR		DATE STARTED
INSPECTOR		DATE COMPLETED
		226-1707 CCS27 COORDINATE 1866444-6268407 CCS83 COORDINATE 36935-6-D

CLAIREMONT DRIVE SIDEWALK



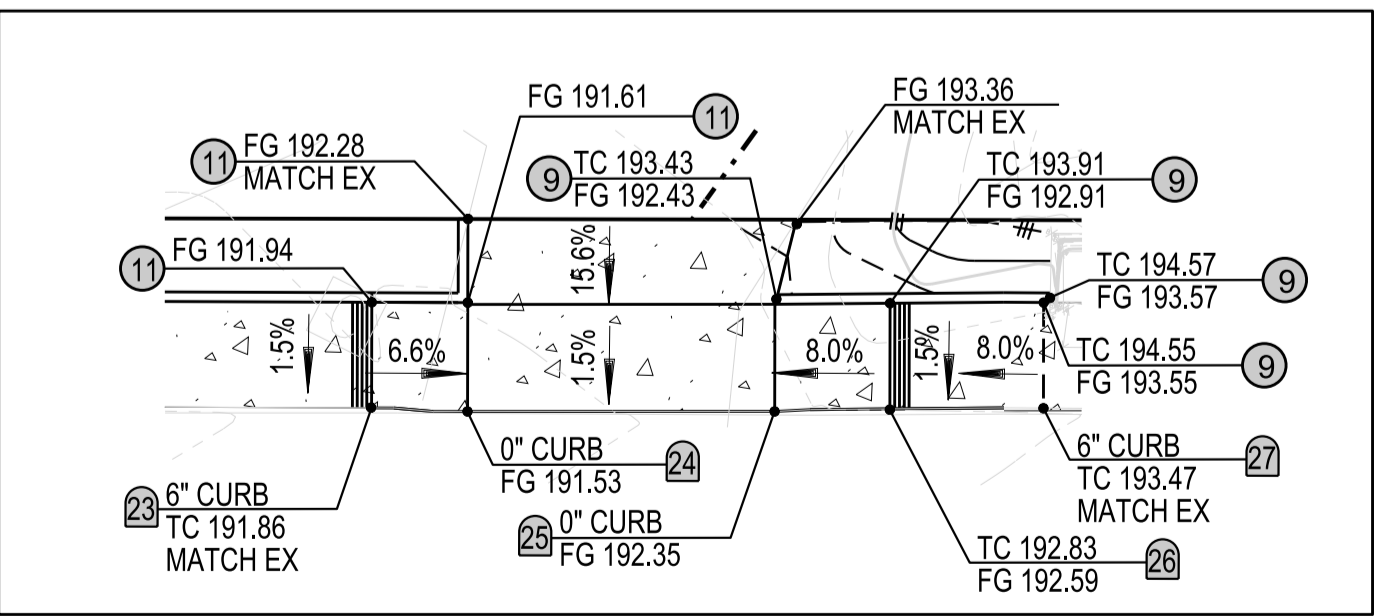
**CURB RAMPS
CLAIREMONT CT AT CLAIREMONT DR**
SCALE: 1"=10'

**CURB RAMP
EDISON ST AT CLAIREMONT DR**
SCALE: 1"=10'



MATCHLINE STA 21+75
SEE SHEET C-2

C-3

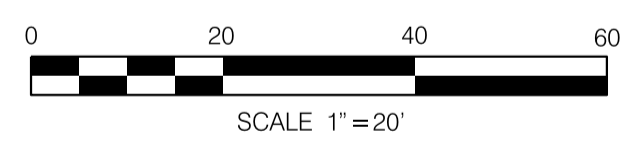


**DRIVEWAY
BETWEEN HARTFORD CT AND CLAIREMONT CT**
SCALE: 1"=10'

COORDINATE DATA TABLE				
NO.	TC ELEV	NORTHING	EASTING	DESCRIPTION
1	202.60'	1869084.45	6270328.86	MEET EX TOC ELEV
2	204.50'	1869092.75	6270367.67	MEET EX TOC ELEV
3	216.89'	1869230.77	6270552.04	MEET EX TOC ELEV
4	--	1869048.97	6270310.86	TOP OF CURB RAMP
5	--	1869053.56	6270315.45	BOTTOM OF CURB RAMP
6	--	1869056.66	6270318.00	BOTTOM OF CURB RAMP
7	--	1869061.63	6270321.34	CURB RAMP TRANSITION
8	--	1869066.69	6270323.99	TOP OF CURB RAMP
9	--	1869076.13	6270327.30	TOP OF CURB RAMP
10	--	1869089.34	6270371.33	TOP OF CURB RAMP
11	--	1869086.33	6270377.47	BOTTOM OF CURB RAMP
12	--	1869085.61	6270381.44	BOTTOM OF CURB RAMP
13	--	1869087.03	6270391.00	TOP OF CURB RAMP
14	--	1869094.04	6270404.26	CURB RAMP TRANSITION
15	--	1869197.24	6270549.41	CURB RAMP TRANSITION
16	--	1869200.58	6270551.69	RAMP WING TRANSITION
17	--	1869205.47	6270553.84	BOTTOM OF CURB RAMP
18	--	1869208.25	6270550.97	GRADE BREAK
19	--	1869212.96	6270555.54	BOTTOM OF CURB RAMP
20	--	1869217.97	6270555.55	RAMP WING - 6" CURB
21	--	1869201.90	6270550.38	TOP OF CURB RAMP
22	--	1869204.66	6270547.52	TOP OF CURB RAMP
23	--	1868964.04	6270145.06	TOP OF CURB RAMP
24	--	1868966.11	6270149.59	BOTTOM OF CURB RAMP
25	--	1868973.30	6270163.97	BOTTOM OF CURB RAMP
26	--	1868976.10	6270169.19	TOP OF CURB RAMP
27	--	1868979.74	6270176.32	CURB RAMP TRANSITION

CONSTRUCTION NOTES

- (2) INSTALL 5' CONCRETE SIDEWALK PER SDG-155 (UNLESS WIDTH OTHERWISE NOTED)
- (6) RELOCATED SIGN LOCATION, ENSURE 4' MINIMUM PATH CLEARANCE
- (8) PATCH/REPAIR BACK OF CURB PRIOR TO SIDEWALK INSTALLATION FROM STA 21+39-35.1' LT TO STA 21+94-35.1' LT
- (9) INSTALL TYPE A GRAVITY RETAINING WALL PER C-9
- (10) INSTALL TYPE A CURB RAMP PER SDG-132
- (11) INSTALL 6" MONOLITHIC CURB
- (13) RE-GRADE AS NEEDED TO CONSTRUCT IMPROVEMENTS (MAX 2:1 SLOPE) ADD TOPSOIL AND REPLACE LANDSCAPE IN KIND
- (14) INSTALL TYPE C-1 CURB RAMP PER SDG-134
- (16) INSTALL CONCRETE DRIVEWAY PER SDG-162 AND DRIVEWAY DETAIL THIS SHEET
- (17) RELOCATE MAILBOX
- (18) INSTALL NO 3 1/2 PULLBOX AT EXISTING STREET LIGHT LOCATION AND USE NEW CONDUIT AND WIRES UNLESS EXTRA WIRES IN PULLBOX TO CONNECT PULLBOX TO RELOCATED STREET LIGHT, ENSURE 4' MINIMUM CLEARANCE FROM BASE OF LIGHT TO CURB FACE
- (19) INSTALL CONCRETE STAIRWAY WITH (6) 6" RISERS AND STAIR HANDRAIL PER SDM-118 ON BOTH SIDES, SEE DETAIL SHEET 8 OWNER RESPONSIBLE FOR MAINTENANCE OF STAIRWAY



**CLAIREMONT DRIVE SIDEWALK
IMPROVEMENT PLAN**
CLAIREMONT DRIVE
STA 21+75 TO STA 27+00

CITY OF SAN DIEGO, CALIFORNIA
PUBLIC WORKS DEPARTMENT
SHEET 7 OF 12 SHEETS

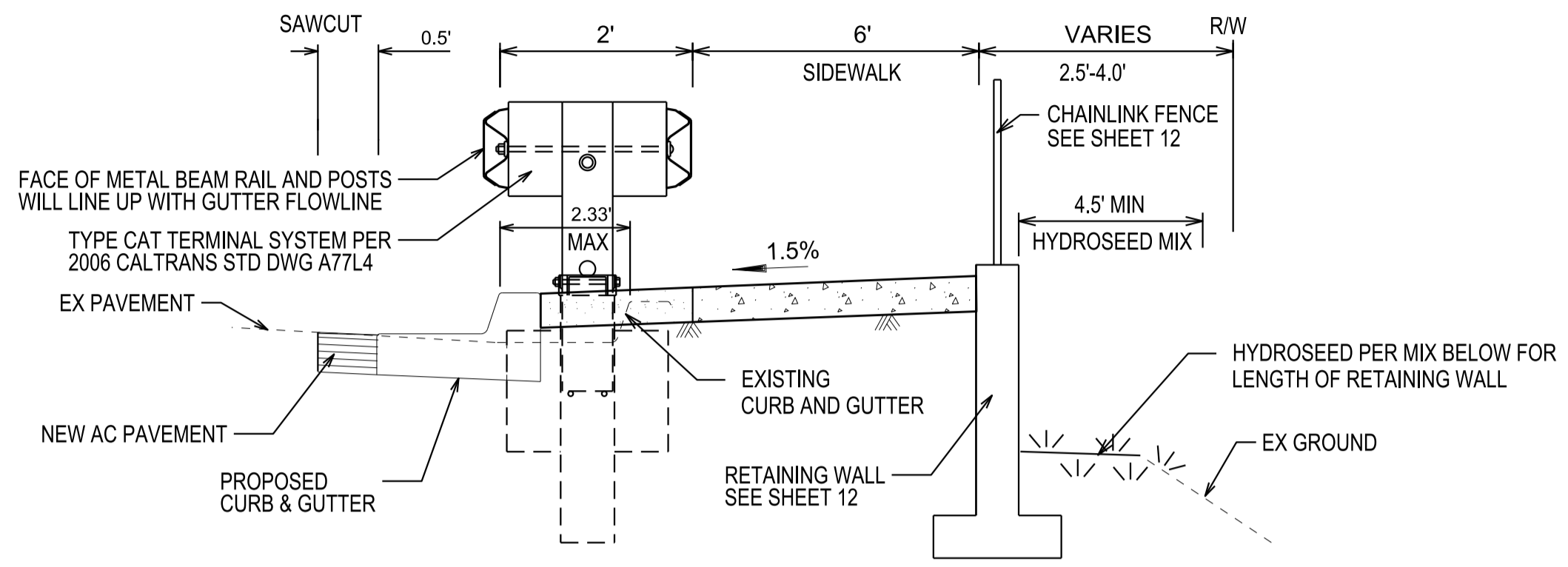
FOR CITY ENGINEER: *Brad Johnson* DATE: 6/4/2013
ASSOCIATE ENGINEER: DAVID LI

PROJECT ENGINEER: MARC PIRAZZINI
226-1707
1866444-6268407

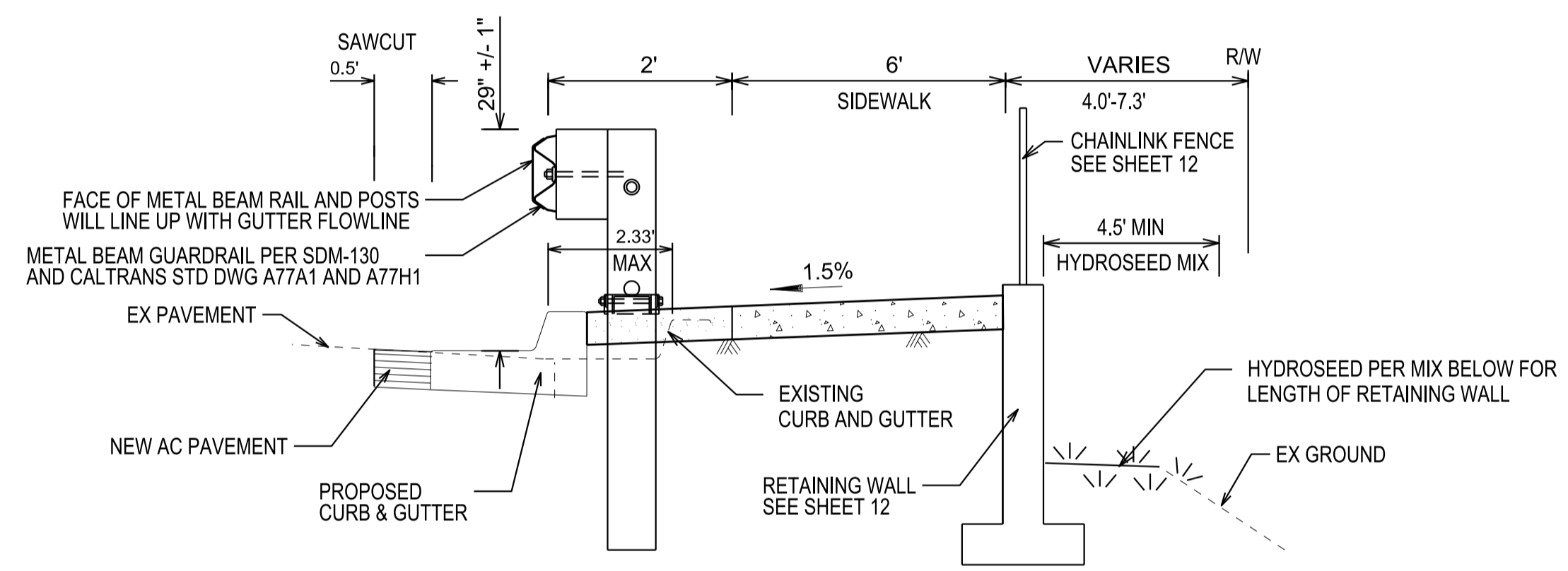
CONTRACTOR: _____ DATE STARTED: _____
INSPECTOR: _____ DATE COMPLETED: _____



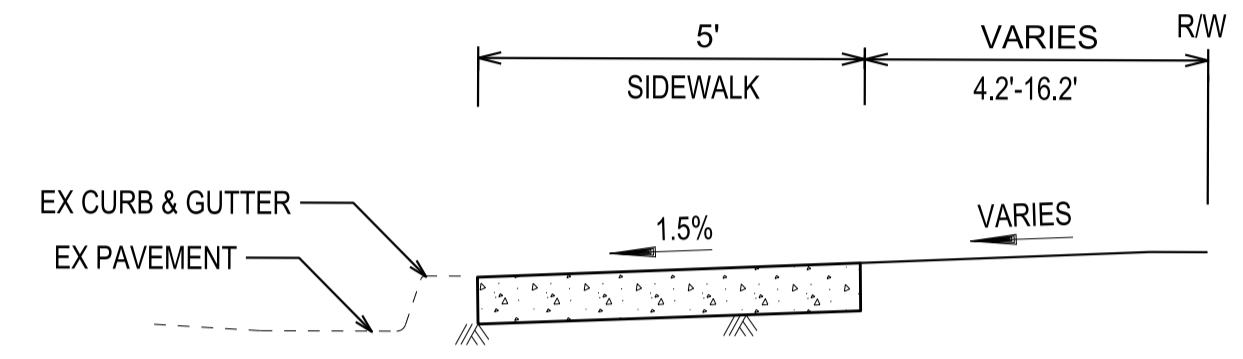
CLAIREMONT DRIVE SIDEWALK



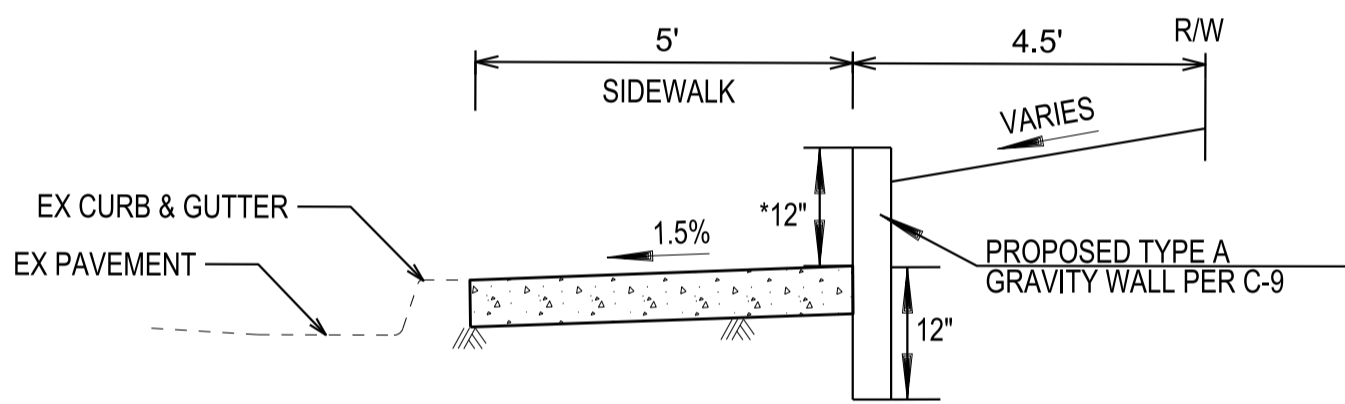
CROSS-SECTION A
STA 8+39 TO STA 8+83
NOT TO SCALE



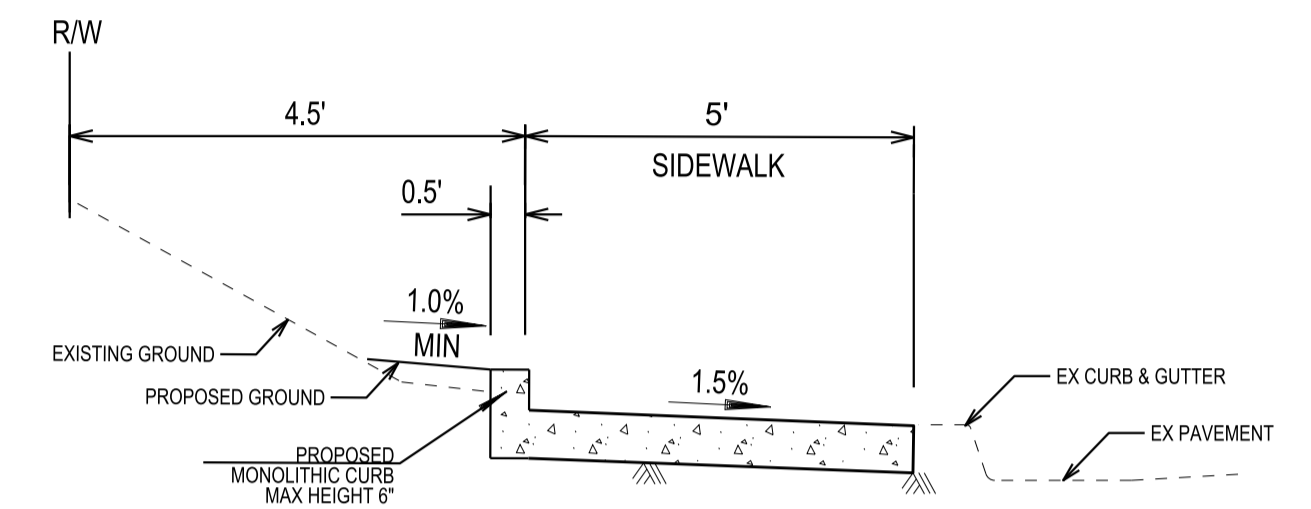
CROSS-SECTION B
STA 8+83 TO STA 10+26.36
NOT TO SCALE



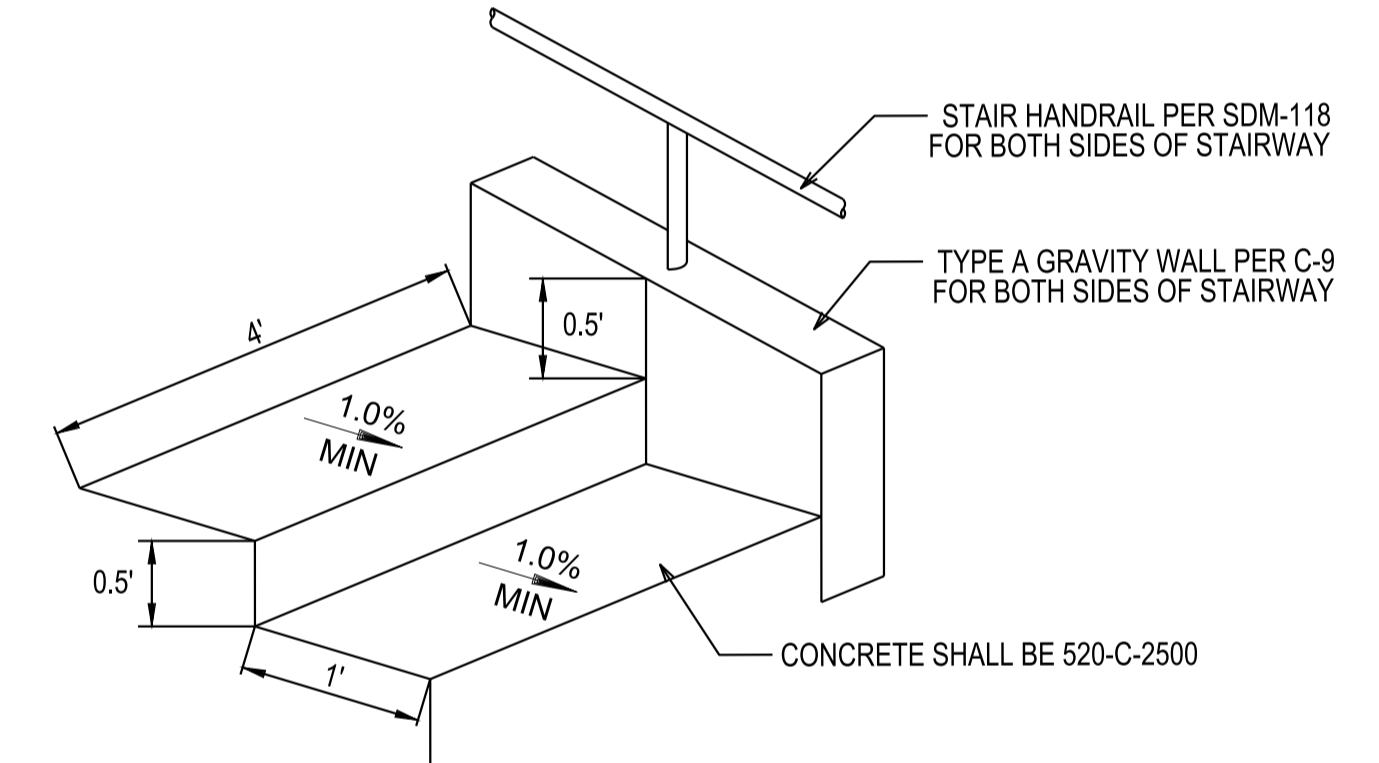
CROSS-SECTION C
STA 17+58.53 TO STA 19+10.77
STA 25+73 TO STA 26+62.75
NOT TO SCALE



CROSS-SECTION D
STA 19+50.22 TO STA 20+54
STA 22+48.80 TO STA 23+79.17
STA 24+74.26 TO STA 25+73
NOT TO SCALE



CROSS-SECTION E
STA 21+44 TO STA 21+90
NOT TO SCALE



STAIRWAY DETAIL
NOT TO SCALE

HYDROSEED MIX

DIEGAN COASTAL SAGE SCRUB (DCSS) HYDROSEED MIX

SCIENTIFIC NAME	COMMON NAME	POUNDS PER ACRE	MIN % PURITY/GERMINATION	POUNDS PURE LIVE SEED (PLS) PER ACRE
HERBS				
ESCHSCHOLZIA CALIFORNICA	CALIFORNIA POPPY	6	98/75	4.41
LASTHENIA CALIFORNICA	CALIFORNIA GOLDFIELDS	4	90/85	3.06
LUPINUS SUCCULENTUS	ARROYO LUPINE	3	95/80	1.52
NASSELLA PULCHRA	PURPLE NEEDLEGRASS	8	70/60	3.36
SISYRINCHIUM BELLUM	BLUE-EYED GRASS	6	95/75	4.28
VULPIA MICROSTACHYS	FESCUE	6	90/80	4.32
SHRUBS				
BACCHARIS PILULARIS	COYOTE BRUSH	2	15/50	0.15
ERIGONUM FASCICULATUM VAR. FASCICULATUM	COAST CALIFORNIA BUCKWHEAT	5	10/65	0.33
ISOCOMA MENZIESII VAR. MENZIESII	COASTAL GOLDENBUSH	2	20/40	0.16
LOTUS SCOPARIUS VAR. SCOPARIUS	DEERWEED	3	90/60	1.62
VIGUIERA LACINIATA	SAN DIEGO SUNFLOWER	5	40/50	1
APPROXIMATE TOTAL QUANTITY		51		24.36


NOTES

- AFTER CONTAINER PLANTINGS ARE INSTALLED, HYDROSEED SHALL BE APPLIED PURUSANT TO THE FOLLOWING CITY LANDSCAPE STANDARD HYDROSEEDING PROCEDURES:
- SEED MIXES SHALL BE SPECIFIED BY THE PURE LIVE SEED OF EACH SPECIES.
 - FIBER MULCH SHALL BE APPLIED AT A MINIMUM OF 2,000 POINTS PER ACRE EXCEPT WHEN USED IN CONJUNCTION WITH STRAW MULCH, WHEN IT SHALL BE APPLIED AT A MINIMUM RATE OF 400 POUNDS PER ACRE.
 - A WETTING AGENT CONSISTING OF 95% ALKYL POLYETHYLENE GLYCOL WITHER SHALL BE APPLIED AS PER MANUFACTURERS RECOMMENDATIONS.
 - EQUIPMENT USED FOR THE APPLICATION OF HYDROSEED SLURRY SHALL HAVE A BUILT-IN AGITATION SYSTEM TO SUSPEND AND HOMOGENEOUSLY MIX THE SLURRY. THE SLURRY MIX SHALL BE DYED GREEN, AND THE EQUIPMENT MUST HAVE A PUMP CAPABLE OF APPLYING THE SLURRY UNIFORMLY.
 - GRADED, DISTURBED OR ERODED AREAS TO BE TREATED WITH NON-IRRIGATED HYDROSEED MIX SHALL RECEIVE AN INTERIM BINDER/TACKIFIER AS NEEDED BETWEEN APRIL 2ND AND SEPTEMBER 30TH FOR DUST-EROSION CONTROL, WITH SUBSEQUENT APPLICATION OF HYDROSEED MIX DURING THE RAINY SEASON BETWEEN OCTOBER 1ST AND APRIL 1ST.

C-4

CLAIREMONT DRIVE SIDEWALK
DETAILS

CITY OF SAN DIEGO, CALIFORNIA PUBLIC WORKS DEPARTMENT SHEET 8 OF 12 SHEETS		WBS B-1107
FOR CITY ENGINEER <i>David L. Johnson</i>	DATE 6/4/2013	ASSOCIATE ENGINEER DAVID LI
DESCRIPTION	BY	APPROVED
ORIGINAL	MP	
CHECKED BY MARC PIRAZZINI PROJECT ENGINEER		226-1707 CCS27 COORDINATE
CONTRACTOR		1866444-6268407 CCS83 COORDINATE
INSPECTOR	DATE STARTED	DATE COMPLETED
		36935-8-D



CLAIREMONT DRIVE SIDEWALK

DESIGN CRITERIA

DESIGN CODE: AASHTO LRFD BRIDGE DESIGN SPECIFICATIONS, 4TH EDITION, WITH 2008 INTERIM REVISIONS, AND THE CALTRANS AMENDMENTS, PREFACE DATED NOVEMBER 2011

CONCRETE: $f'_c = 4,000$ psi
 $n = 8$

REINFORCEMENT: $f_y = 60,000$ psi (GRADE 60)

SOIL: ACTIVE PRESSURE = 37 pcf (LEVEL BACKFILL)
PASSIVE PRESSURE = 90 pcf (1.5 : 1 SLOPE)
FRICTION COEFFICIENT = 0.39 (CONCRETE TO SOIL)
UNIT WEIGHT = 120 pcf
 $\phi = 32'$

SEISMIC: MONONOBE-OKABE
 $K_h = 0.205$
 $K_v = 0$

LIVE LOAD: 1 FOOT SURCHARGE FOR PEDESTRIAN LOADING
RAILING LOAD = 50 LB/FT

SUMMARY OF SPECIAL INSPECTION

REQUIRED VERIFICATION AND INSPECTION OF CONCRETE CONSTRUCTION		
VERIFICATION AND INSPECTION	CONTINUOUS INSPECTION	PERIODIC INSPECTION
1. INSPECTION OF REINFORCING STEEL, INCLUDING PRESTRESSING TENDONS, AND PLACEMENT.	-	X
2. INSPECTION OF REINFORCING STEEL WELDING IN ACCORDANCE WITH REQUIRED VERIFICATION AND INSPECTION OF STEEL CONSTRUCTION TABLE 1704.3, ITEM 5b.	-	-
3. INSPECT BOLTS TO BE INSTALLED IN CONCRETE PRIOR TO AND DURING PLACEMENT OF CONCRETE WHERE ALLOWABLE LOADS HAVE BEEN INCREASED OR WHERE STRENGTH DESIGN IS USED.	-	-
4. INSPECTION OF ANCHORS INSTALLED IN HARDENED CONCRETE.	-	-
5. VERIFYING USE OF REQUIRED DESIGN MIX.	-	X
6. AT THE TIME FRESH CONCRETE IS SAMPLED TO FABRICATE SPECIMENS FOR STRENGTH TESTS, PERFORM SLUMP AND AIR CONTENT TESTS, AND DETERMINE THE TEMPERATURE OF THE CONCRETE.	X	-
7. INSPECTION OF CONCRETE AND SHOTCRETE PLACEMENT FOR PROPER APPLICATION TECHNIQUES.	X	-
8. INSPECTION FOR MAINTENANCE OF SPECIFIED CURING TEMPERATURE AND TECHNIQUES.	-	X
9. INSPECTION OF PRESTRESSED CONCRETE:		
a. APPLICATION OF PRESTRESSING FORCES.	-	-
b. GROUTING OF BONDED PRESTRESSING TENDONS IN THE SEISMIC-FORCE-RESISTING SYSTEM.	-	-
10. ERECTION OF PRECAST CONCRETE MEMBERS.	-	-
11. VERIFICATION OF IN-SITU CONCRETE STRENGTH, PRIOR TO STRESSING OF TENDONS IN POSTTENSIONED CONCRETE AND PRIOR TO REMOVAL OF SHORES AND FORMS FROM BEAMS AND STRUCTURAL SLABS.	-	-
12. INSPECT FORMWORK FOR SHAPE, LOCATION AND DIMENSIONS OF THE CONCRETE MEMBER BEING FORMED.	-	X

SUMMARY OF SPECIAL INSPECTION

REQUIRED VERIFICATION AND INSPECTION OF SOILS		
VERIFICATION AND INSPECTION	CONTINUOUS INSPECTION	PERIODIC INSPECTION
1. VERIFY MATERIALS BELOW FOOTINGS ARE ADEQUATE TO ACHIEVE THE DESIGN BEARING CAPACITY.	-	X
2. VERIFY EXCAVATIONS ARE EXTENDED TO PROPER DEPTH AND HAVE REACHED PROPER MATERIALS.	-	X
3. PERFORM CLASSIFICATION AND TESTING OF CONTROLLED FILL MATERIALS AT RETAINING WALL FOOTING AND RETAINING WALL BACKFILL.	-	X
4. VERIFY USE OF PROPER MATERIALS, DENSITIES AND LIFT THICKNESSES DURING PLACEMENT AND COMPACTION OF CONTROLLED FILL AT RETAINING WALL FOOTING AND RETAINING WALL BACKFILL.	X	-
5. PRIOR TO PLACEMENT OF CONTROLLED FILL, OBSERVE SUBGRADE AND VERIFY THAT SITE HAS BEEN PREPARED PROPERLY.	-	X

SPECIAL INSPECTION NOTES (APPLIES TO ALL TABLES)

- A. THE SPECIAL INSTRUCTIONS LISTED ARE IN ADDITION TO THE CALLED INSPECTIONS REQUIRED BY APPENDIX CHAPTER 1 SECTION 109 OF THE C.B.C., AS AMENDED. SPECIAL INSPECTION IS NOT A SUBSTITUTE FOR INSPECTION BY A CITY INSPECTOR.
- B. THE SPECIAL INSPECTORS MUST BE CERTIFIED BY THE CITY OF SAN DIEGO DEVELOPMENT SERVICES, TO PERFORM THE TYPE OF INSPECTION SPECIFIED.
- EXCEPTIONS:
 - 1. SOILS INSPECTIONS BY THE SOILS ENGINEER OF RECORD.
 - 2. WHEN WAIVED BY THE BUILDING OFFICIAL.
- C. IT IS THE RESPONSIBILITY OF THE CONTRACTOR TO NOTIFY THE SPECIAL INSPECTOR OR INSPECTION AGENCY AT LEAST ONE WORKING DAY PRIOR TO PERFORMING ANY WORK THAT REQUIRES SPECIAL INSPECTION.
- D. SPECIALLY INSPECTED WORK THAT IS INSTALLED OR COVERED WITHOUT THE APPROVAL OF THE CITY INSPECTOR IS SUBJECT TO REMOVAL OR EXPOSURE.
- E. THE CONSTRUCTION MATERIALS TESTING LABORATORY MUST BE APPROVED BY THE CITY OF SAN DIEGO DEVELOPMENT SERVICES, FOR TESTING OF MATERIALS, SYSTEMS, COMPONENTS AND EQUIPMENTS.
- F. A PROPERTY OWNER'S FINAL REPORT OF WORK REQUIRING SPECIAL INSPECTION MUST BE COMPLETED BY THE PROPERTY OWNER, PROPERTY OWNER'S AGENT OF RECORD, ARCHITECT OF RECORD, OR ENGINEER OF RECORD AND SUBMITTED TO THE INSPECTION SERVICES DIVISION.
- G. AN APPLICATION TO PERFORM OFF-SITE FABRICATION MUST BE SUBMITTED TO THE INSPECTION SERVICES DIVISION FOR APPROVAL PRIOR TO FABRICATION.
- H. A CERTIFICATE OF COMPLIANCE OF OFF-SITE FABRICATION MUST BE COMPLETED AND SUBMITTED TO THE INSPECTION SERVICES DIVISION PRIOR TO ERECTION OF PREFABRICATED COMPONENTS.
- I. FABRICATOR MUST BE REGISTERED AND APPROVED BY THE CITY OF SAN DIEGO, DEVELOPMENT SERVICES FOR THE FABRICATION OF MEMBERS AND ASSEMBLIES ON THE PREMISES OF THE FABRICATOR'S SHOP.


S-1


I HEREBY DECLARE THAT I AM THE ENGINEER OF WORK FOR THIS PROJECT THAT I HAVE EXERCISED RESPONSIBLE CHARGE OVER THE DESIGN OF THE PROJECT AS DEFINED IN SECTION 6703 OF THE BUSINESS AND PROFESSIONS CODE AND THAT THE DESIGN IS CONSISTENT WITH CURRENT STANDARDS. I UNDERSTAND THAT THE CHECK OF PROJECT DRAWINGS AND SPECIFICATIONS BY THE CITY OF SAN DIEGO IS CONFINED TO A REVIEW ONLY AND DOES NOT RELIEVE ME, AS ENGINEER OF WORK, OF MY RESPONSIBILITIES FOR PROJECT DESIGN.


PAUL MOREL

R.C.E. 68491

7/17/13
DATE



CLAIREMONT DR SIDEWALK PROJECT CLAIREMONT DR DENVER TO GALVESTON ST RETAINING WALL NOTES NO. 1				
CITY OF SAN DIEGO, CALIFORNIA PUBLIC WORKS DEPARTMENT SHEET 9 OF 12 SHEETS			WBS B-11107	
FOR CITY ENGINEER 		DATE 7/17/13		SUBMITTED BY DAVID LI ASSOCIATE ENGINEER
DESCRIPTION	BY	APPROVED	DATE	FILMED
ORIGINAL	SWE			
CHECKED BY MARC PIRAZZINI PROJECT ENGINEER				226-1707 CCS27 COORDINATE
				1866444-6268407 CCS83 COORDINATE
CONTRACTOR		DATE STARTED		36935-9-D
INSPECTOR		DATE COMPLETED		

CLAIREMONT DR

GENERAL NOTES:

1. THE PROJECT SPECIFICATIONS SHALL CONFORM TO THE STANDARD SPECIFICATIONS FOR PUBLIC WORKS CONSTRUCTION, 2012 EDITION, AND THE CITY OF SAN DIEGO "WHITE BOOK", UNLESS OTHERWISE NOTED.
2. THE STRUCTURAL DRAWINGS ARE TO BE USED IN CONJUNCTION WITH THE CIVIL DRAWINGS.
3. THE CONTRACTOR SHALL REVIEW EXISTING CONDITIONS ON THE SITE DURING THE BIDDING. THE CONTRACTOR SHALL VERIFY ALL DIMENSIONS PRIOR TO STARTING WORK. THE ENGINEER SHALL BE NOTIFIED OF ANY DISCREPANCIES OR INCONSISTENCIES PRIOR TO PROCEEDING.
4. UNLESS NOTED OR SHOWN OTHERWISE, ALL PHASES OF WORK ARE TO CONFORM TO THE MINIMUM STANDARDS OF THE CALIFORNIA BUILDING CODE (2010 EDITION), AND ANY A.S.T.M. SPECIFICATIONS ON WHICH THESE STANDARDS ARE BASED. WHERE CONFLICT BETWEEN BUILDING CODES AND SPECIFICATIONS OCCUR, THE MOST STRINGENT REQUIREMENTS SHALL GOVERN.
5. ALL A.S.T.M. DESIGNATIONS REFERRED TO ON THESE DRAWINGS SHALL BE THE LATEST ADOPTED OR REVISED SPECIFICATION, AS OF THE DATE OF THESE DRAWINGS.
6. ALL DIMENSIONS SHALL TAKE PRECEDENCE OVER SCALE SHOWN ON PLANS, SECTIONS AND DETAILS. DRAWINGS SHALL NOT BE SCALED FOR CONSTRUCTION PURPOSES.
7. NOTES AND DETAILS ON THE DRAWINGS SHALL TAKE PRECEDENCE OVER GENERAL NOTES AND TYPICAL DETAILS.
8. THE STRUCTURAL DRAWINGS SHOW ONLY THE BASIC STRUCTURAL REQUIREMENTS. REFER TO THE CIVIL DRAWINGS FOR NON-STRUCTURAL ITEMS, SUCH AS:
 - A. DIMENSIONS AND ELEVATIONS NOT SHOWN ON STRUCTURAL DRAWINGS.
9. THE STRUCTURAL CONTRACT DOCUMENTS AND SPECIFICATIONS REPRESENT THE FINISHED STRUCTURE. UNLESS NOTED OTHERWISE, THEY DO NOT INDICATE THE METHOD OF CONSTRUCTION.
10. NEITHER THE OWNER NOR THE ENGINEER WILL ENFORCE SAFETY MEASURES OR REGULATIONS. THE CONTRACTOR SHALL, AT HIS OWN EXPENSE, DESIGN, CONSTRUCT AND MAINTAIN ALL SAFETY DEVICES, INCLUDING SHORING AND BRACING AND SHALL BE SOLELY RESPONSIBLE FOR CONFORMING TO ALL LOCAL, STATE AND FEDERAL SAFETY AND HEALTH STANDARDS, LAWS AND REGULATIONS. SITE OBSERVATION VISITS BY THE STRUCTURAL ENGINEER SHALL NOT INCLUDE INSPECTION OF THE ABOVE SAFETY ITEMS.
11. SATISFACTORY EXECUTION OF CONSTRUCTION IS DEPENDENT UPON CONFORMANCE WITH THE INTENT OF THESE DRAWINGS. THE OWNER OR CONTRACTOR SHALL RETAIN A CALIFORNIA LICENSED CIVIL OR STRUCTURAL ENGINEER DURING CONSTRUCTION TO OBSERVE THE CONSTRUCTION AND STATE THAT THE STRUCTURE HAS BEEN BUILT IN GENERAL CONFORMANCE WITH THE INTENT OF THESE DRAWINGS.
12. WHERE NO CONSTRUCTION DETAILS ARE SHOWN OR NOTED FOR ANY PART OF THE WORK, THE DETAILS SHALL BE THE SAME AS FOR OTHER SIMILAR WORK.

ABBREVIATIONS:

BOF	BOTTOM OF FOOTING
CLR	CLEAR
CONT	CONTINUOUS
FG	FINISH GRADE
OG	ORIGINAL GRADE
TYP	TYPICAL

FOUNDATION:

1. PRIOR TO THE POURING OF CONCRETE AND PRIOR TO THE CONTRACTOR REQUESTING A FOUNDATION INSPECTION, THE GEOTECHNICAL ENGINEER SHALL INSPECT AND APPROVE THE FOOTING EXCAVATIONS.
2. TYPE OF FOOTING:
 - A. SHALLOW FOOTING SYSTEM—MINIMUM EMBEDMENT 24 INCHES BELOW LOWEST ADJACENT GRADE.
3. SLAB BASE AND COMPACTION TO BE IN ACCORDANCE WITH SOILS REPORT.
4. NO PIPES OR DUCTS SHALL BE PLACED IN SLABS OR WALLS UNLESS SPECIFICALLY DETAILED OR APPROVED BY THE ENGINEER.
5. ALL WALLS RETAINING EARTH SHALL DRAIN TO DAYLIGHT OR OTHER DRAINAGE.
6. ALL ABANDONED FOOTINGS, UTILITIES, ETC., THAT INTERFERE WITH NEW CONSTRUCTION SHALL BE REMOVED.
7. THE CONTRACTOR SHALL DETERMINE THE LOCATION OF UTILITY SERVICES IN AREAS TO BE EXCAVATED BEFORE BEGINNING EXCAVATION. EXERCISE EXTREME CAUTION IN EXCAVATING AND TRENCHING. DAMAGE CAUSED AS A RESULT OF FAILING TO EXACTLY LOCATE AND PRESERVE ALL EXISTING UNDERGROUND UTILITIES ARE THE RESPONSIBILITY OF THE CONTRACTOR.
8. THE CONTRACTOR SHALL PROVIDE FOR THE DESIGN, APPROVALS, PERMITS, INSTALLATION AND MONITORING OF ALL CRIBBING, SHEATHING AND SHORING REQUIRED TO SAFELY RETAIN TEMPORARY EXCAVATIONS.
9. ALL PLANTERS IN CLOSE PROXIMITY TO THE STRUCTURE SHALL HAVE ADEQUATE DRAINAGE OF SURFACE WATER TO PREVENT SATURATION OF SOIL UNDER FOUNDATION.
10. FOOTINGS LOCATED ADJACENT TO SLOPES SHOULD EXTEND TO A DEPTH SUCH THAT A MINIMUM HORIZONTAL DISTANCE AS REQUIRED BY THE CBC AND THE SOILS REPORT EXISTS BETWEEN THE LOWER OUTSIDE FOOTING EDGE AND FACE OF THE SLOPE (DAYLIGHT).

REINFORCING STEEL:

1. ALL REINFORCING STEEL SHALL BE PLACED IN CONFORMANCE WITH THE C.B.C., AND THE "MANUAL OF STANDARD PRACTICE" BY THE C.R.S.I. OR AS MODIFIED BY THE CONSTRUCTION DOCUMENTS.
2. REINFORCING BARS SHALL CONFORM TO A.S.T.M. A-615, DEFORMED GRADE 60, EXCEPT #3 BARS MAY BE GRADE 40. REINFORCING BARS THAT ARE TO BE WELDED SHALL CONFORM TO A.S.T.M. A-706, DEFORMED GRADE 60.
3. WELDING OF REINFORCEMENT SHALL BE IN ACCORDANCE WITH A.S.T.M. A-706 WITH LOW HYDROGEN ELECTRODES AND STRUCTURAL WELDING CODE REINFORCING STEEL SHALL CONFORM TO A.N.S.I. / A.W.S. D1.4. MINIMUM TENSILE STRENGTH OF WELD METAL SHALL BE 90 K.S.I. ALL WELDING SHALL BE PERFORMED BY CERTIFIED WELDERS.
4. ALL REINFORCING BAR BENDS SHALL BE MADE COLD, UNLESS OTHERWISE PERMITTED BY THE BUILDING OFFICIAL.
5. WELDED WIRE FABRIC SHALL CONFORM TO A.S.T.M. A-185, AND SHALL BE LAPPED 1 SPACE AND 12" MINIMUM.
6. DOWELS BETWEEN FOOTINGS AND WALLS OR COLUMNS SHALL BE LAPPED WITH THE SAME GRADE, SIZE, SPACING AND NUMBER AS THE VERTICAL REINFORCEMENT.
7. REINFORCING SPLICES IN CONCRETE SHALL HAVE A MINIMUM LAP LENGTH OF 40 TIMES THE BAR DIAMETER.
8. HOOK LENGTH FOR REINFORCING BAR SHALL CONFORM TO STANDARD HOOK LENGTH SPECIFIED IN ACI 318, UNLESS OTHERWISE NOTED.
9. SPACING OF REINFORCING BARS SHOWN ON THE DRAWINGS ARE IN INCHES.

CONCRETE:


1. ALL CONCRETE WORK SHALL CONFORM TO ALL REQUIREMENTS OF A.C.I. 318—LATEST EDITION "SPECIFICATIONS FOR STRUCTURAL CONCRETE FOR BUILDINGS", EXCEPT AS MODIFIED BY THE SUPPLEMENTAL REQUIREMENTS CONTAINED HEREIN OR SHOWN ON THE DRAWINGS.
2. ALL CONCRETE SHALL BE 150 P.C.F. HARDROCK, MIXED PER A.S.T.M. C-94, AND SHALL HAVE A MINIMUM COMPRESSIVE STRENGTH OF 4,000 P.S.I. AT 28 DAYS.
3. THE MAXIMUM SIZE AGGREGATE IN FOUNDATION AND MASS CONCRETE WORK SHALL BE 1 INCH. THE MAXIMUM SIZE AGGREGATE IN SLABS ON GRADE, WALLS, AND ALL OTHER CONCRETE SHALL BE 3/4 INCH.
4. CEMENT SHALL CONFORM TO A.S.T.M. C-150, TYPE V, LOW ALKALI. AGGREGATES FOR NORMAL WEIGHT SHALL CONFORM TO A.S.T.M. C-33. WATER TO CEMENT RATIO SHALL NOT EXCEED 0.5.
5. ADMIXTURES AND COLORS (EXCEPT AS NOTED HEREIN) SHALL NOT BE USED UNLESS SUBSTANTIATING DATA IS SUBMITTED TO AND REVIEWED BY THE ENGINEER OF RECORD.
6. CONCRETE MIXES SHALL BE DESIGNED BY A QUALIFIED TESTING LABORATORY. THE MIX DESIGNS SHALL CONFORM TO C.B.C. SEC. 1905 UNLESS OTHERWISE NOTED.
7. NON-STRUCTURAL STEEL EMBEDDED IN CONCRETE SHALL BE GALVANIZED OR PAINTED. ALL DAMAGED GALVANIZED AREAS SHALL BE REPAIRED PRIOR TO EMBEDMENT.
8. PROVIDE 2- #5 DIAGONAL BARS AT CORNERS OF WALL, FLOOR, AND ROOF OPENINGS AND INSIDE CORNERS OF FLOORS, UNLESS OTHERWISE NOTED.
9. READY MIXED CONCRETE SHALL CONFORM TO (A.S.T.M. C-94).
10. PLACEMENT OF CONCRETE SHALL CONFORM TO A.C.I. 304. CLEAN AND ROUGHEN TO 1/4" AMPLITUDE FOR ALL CONCRETE SURFACES AGAINST WHICH CONCRETE IS TO BE PLACED.
11. ALL EXPOSED CONCRETE SHALL HAVE A SMOOTH FORM FINISH USING B-B PLYFORM, CLASS I, EXT-A.P.A. PLYWOOD.
12. ALL SLABS SHALL HAVE A TROWELED FINISH EXCEPT AS NOTED ON THE DRAWINGS.
13. ALL REINFORCING STEEL, ANCHOR BOLTS, DOWELS AND INSERTS SHALL BE WELL SECURED IN POSITION PRIOR TO PLACING CONCRETE.
14. IF THE CONTRACTOR DESIRES TO MAKE ANY CONSTRUCTION JOINTS OTHER THAN THOSE SHOWN ON THESE DRAWINGS, HE SHALL SUBMIT DETAILS OF CHANGES TO THE ENGINEER OF RECORD FOR REVIEW BEFORE STARTING WORK.
15. NO BRICK OR POROUS MATERIAL SHALL BE USED TO SUPPORT FOUNDATION STEEL OFF THE GROUND.
16. PROVIDE 3/4 INCH CHAMFER ON ALL EXPOSED CONCRETE CORNERS, U.O.N.
17. ALL REINFORCING BARS SHALL BE PROVIDED WITH THE FOLLOWING CONCRETE MINIMUM COVER:


FOOTINGS CAST AGAINST EARTH	3"
FORMED CONCRETE EXPOSED TO EARTH, WEATHER OR LIQUID	3"

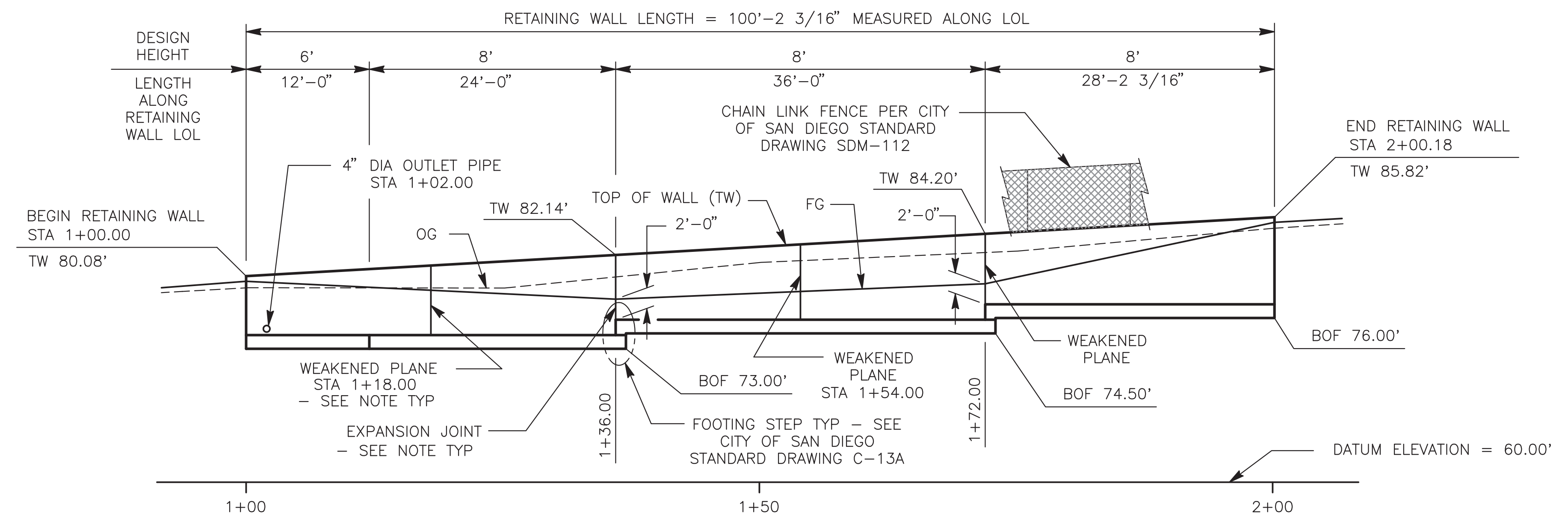
I HEREBY DECLARE THAT I AM THE ENGINEER OF WORK FOR THIS PROJECT THAT I HAVE EXERCISED RESPONSIBLE CHARGE OVER THE DESIGN OF THE PROJECT AS DEFINED IN SECTION 6703 OF THE BUSINESS AND PROFESSIONS CODE AND THAT THE DESIGN IS CONSISTENT WITH CURRENT STANDARDS. I UNDERSTAND THAT THE CHECK OF PROJECT DRAWINGS AND SPECIFICATIONS BY THE CITY OF SAN DIEGO IS CONFINED TO A REVIEW ONLY AND DOES NOT RELIEVE ME, AS ENGINEER OF WORK, OF MY RESPONSIBILITIES FOR PROJECT DESIGN.


 PAUL MOREL R.C.E. 68491

7/17/13
 DATE



CLAIREMONT DR SIDEWALK PROJECT				
CLAIREMONT DR DENVER TO GALVESTON ST				
RETAINING WALL NOTES NO. 2				
CITY OF SAN DIEGO, CALIFORNIA PUBLIC WORKS DEPARTMENT SHEET 10 OF 12 SHEETS				WBS B-11107
FOR CITY ENGINEER 		DATE 7/17/13		SUBMITTED BY DAVID LI ASSOCIATE ENGINEER
DESCRIPTION	BY	APPROVED	DATE	FILMED
ORIGINAL	SWE			
CHECKED BY MARC PIRAZZINI PROJECT ENGINEER				226-1707 CCS27 COORDINATE
				1866444-6268407 CCS83 COORDINATE
CONTRACTOR		DATE STARTED		36935-10-D
INSPECTOR		DATE COMPLETED		

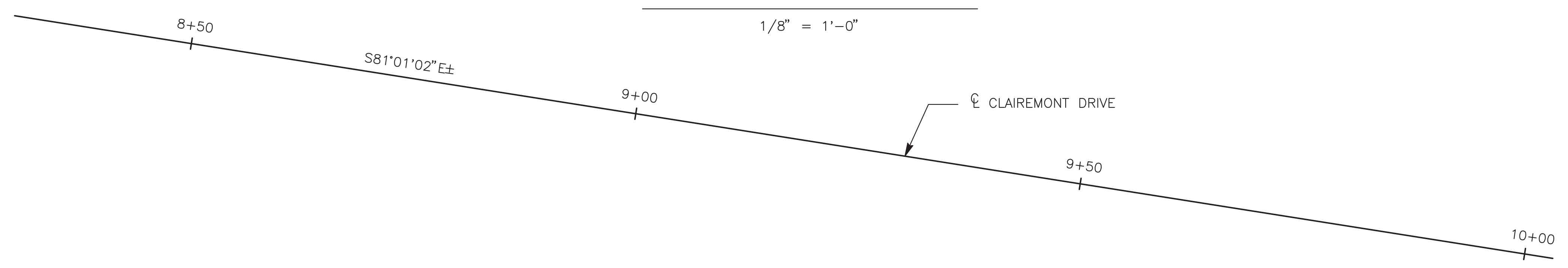


NOTE: EXPANSION JOINT AND WEAKENED PLANE DETAILS PER CITY OF SAN DIEGO STANDARD DRAWING C-15.

DEVELOPED ELEVATION

1/8" = 1'-0"

NOTE: FOR "TYPICAL SECTION", SEE "RETAINING WALL DETAILS" SHEET.



FOOTING LAYOUT PLAN

1/8" = 1'-0"

I HEREBY DECLARE THAT I AM THE ENGINEER OF WORK FOR THIS PROJECT THAT I HAVE EXERCISED RESPONSIBLE CHARGE OVER THE DESIGN OF THE PROJECT AS DEFINED IN SECTION 6703 OF THE BUSINESS AND PROFESSIONS CODE AND THAT THE DESIGN IS CONSISTENT WITH CURRENT STANDARDS. I UNDERSTAND THAT THE CHECK OF PROJECT DRAWINGS AND SPECIFICATIONS BY THE CITY OF SAN DIEGO IS CONFINED TO A REVIEW ONLY AND DOES NOT RELIEVE ME, AS ENGINEER OF WORK, OF MY RESPONSIBILITIES FOR PROJECT DESIGN.


PAUL MOREL
PAUL MOREL R.C.E. 68491

7/17/13
DATE

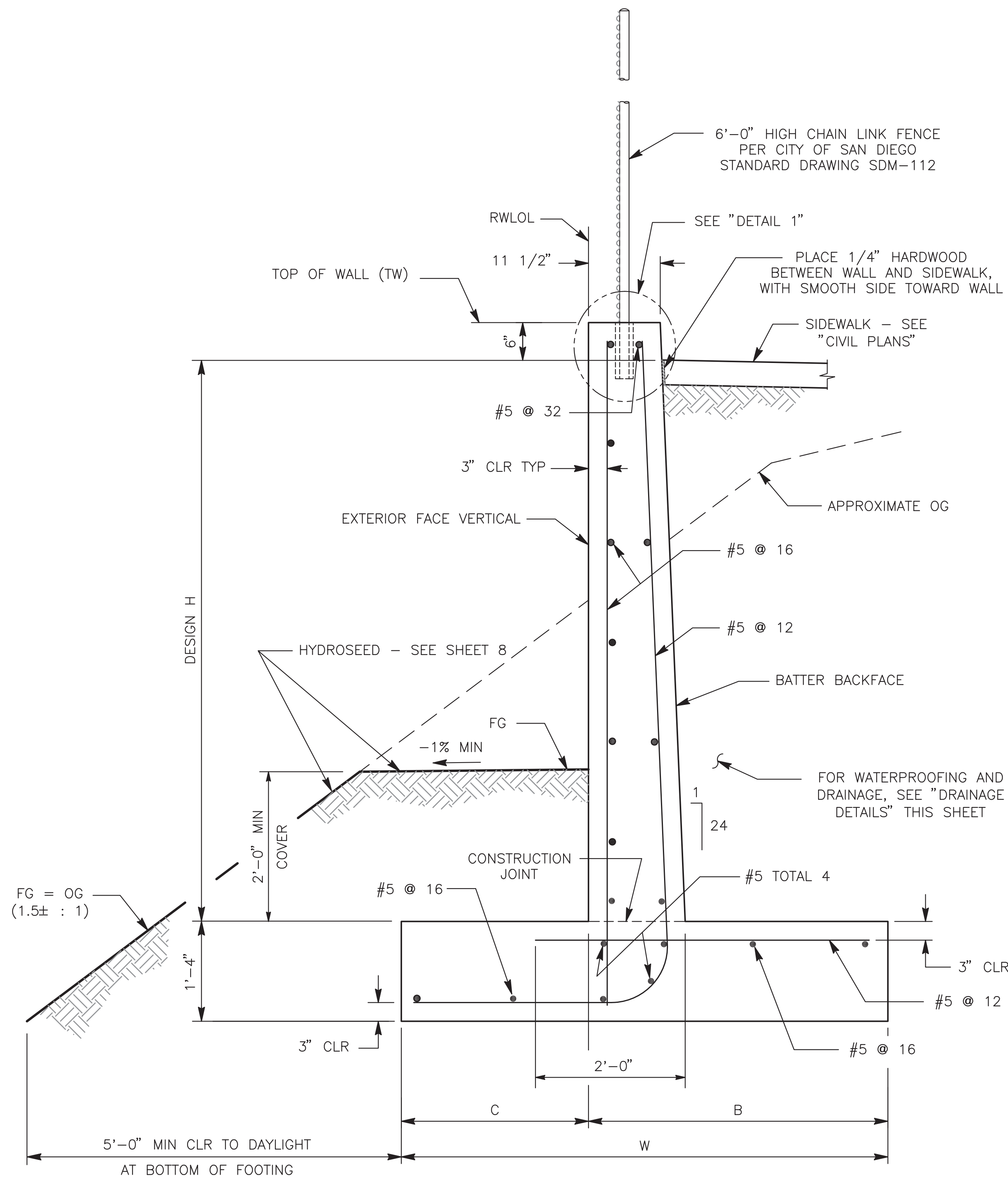
S-3

CLAIREMONT DR SIDEWALK PROJECT
CLAIREMONT DR
DENVER TO GALVESTON ST
RETAINING WALL GENERAL PLAN

CITY OF SAN DIEGO, CALIFORNIA PUBLIC WORKS DEPARTMENT SHEET 11 OF 12 SHEETS		WBS	B-11107
FOR CITY ENGINEER <i>Bruce Johnson</i> DATE 7/17/13		SUBMITTED BY DAVID LI ASSOCIATE ENGINEER	
DESCRIPTION	BY	APPROVED	DATE
ORIGINAL	SWE		
CHECKED BY MARC PIRAZZINI PROJECT ENGINEER		DATE	
		226-1707	
		CCS27 COORDINATE	
		1866444-6268407	
		CCS83 COORDINATE	
CONTRACTOR	DATE STARTED	36935-11-D	
INSPECTOR	DATE COMPLETED		



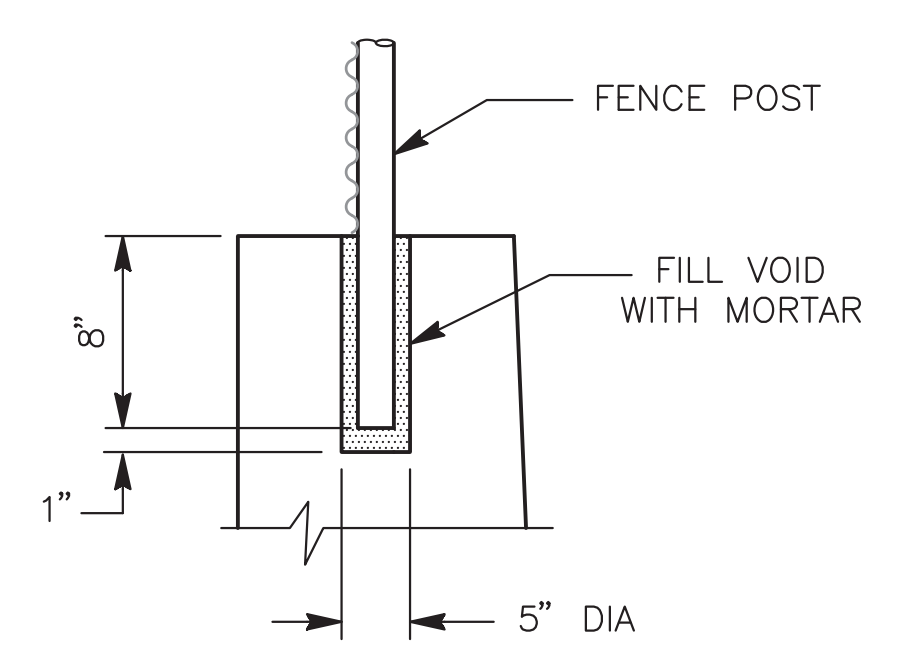
CLAIREMONT DR



WALL TYPICAL SECTION

1" = 1'-0"

- NOTES:
- FOR WALL OFFSET VALUES, SEE CITY OF SAN DIEGO STANDARD DRAWING C-13D.
 - FOR LIMITS OF STRUCTURE EXCAVATION AND BACKFILL, SEE CITY OF SAN DIEGO STANDARD DRAWING SDC-103.
 - SEE "DEVELOPED ELEVATION" ON "RETAINING WALL GENERAL PLAN" SHEET FOR OUTLET PIPE LOCATION.

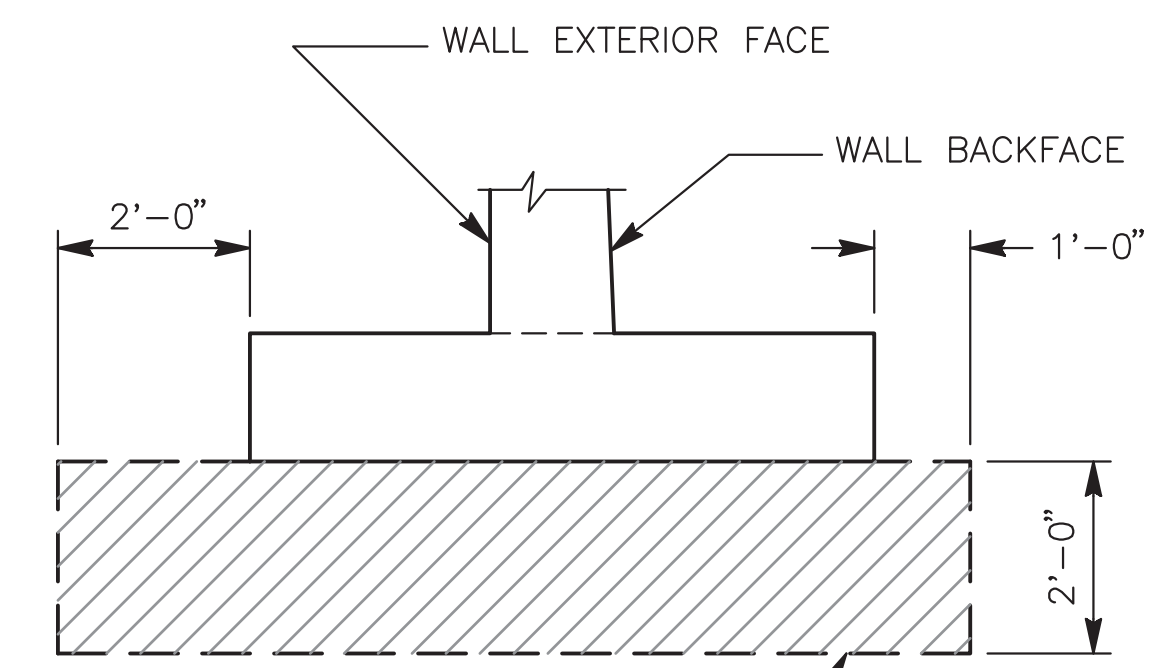


DETAIL 1

1 1/2" = 1'-0"

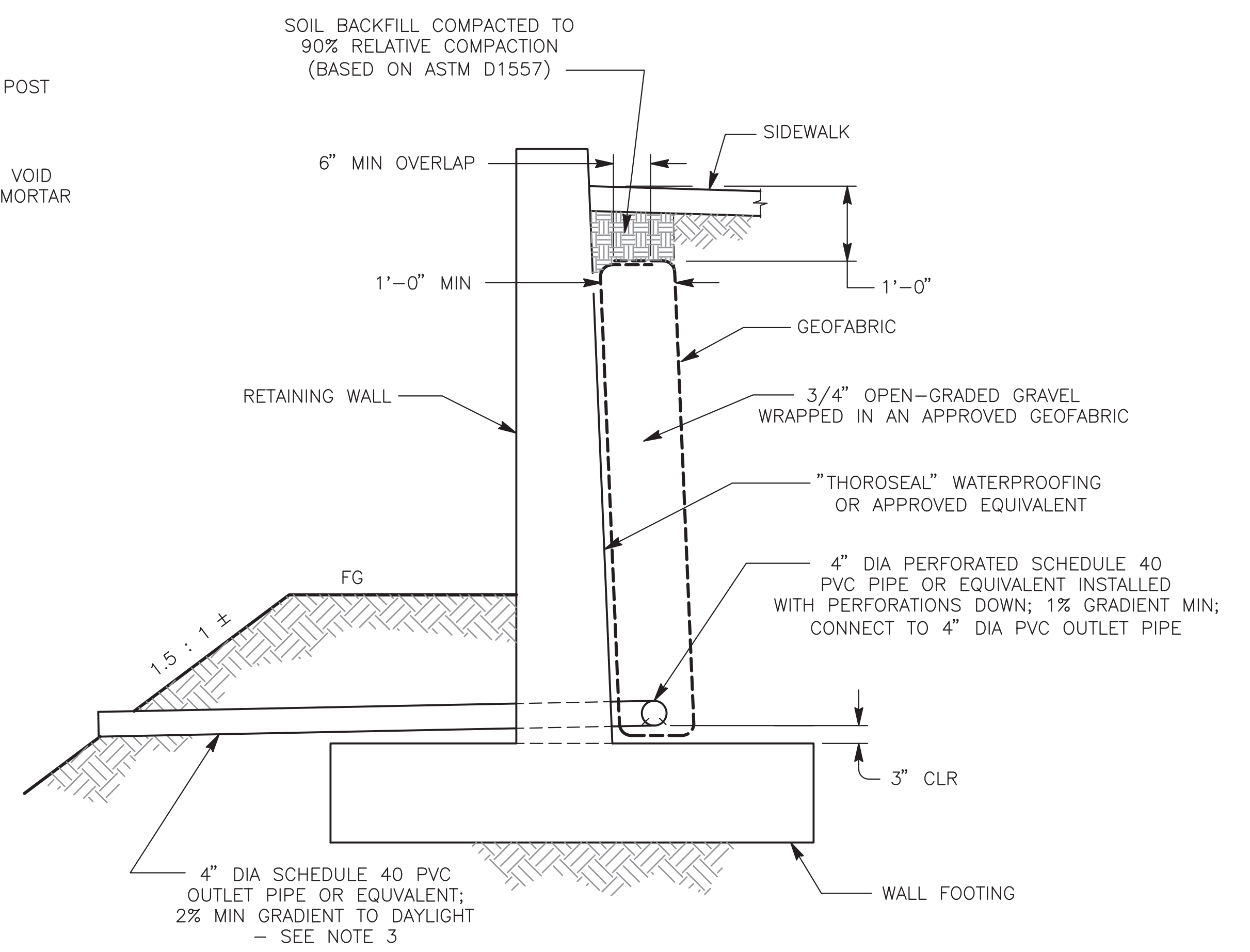
TABLE OF REINFORCING STEEL, DIMENSIONS AND DATA		
DESIGN H	6'	8'
W	5'-0"	6'-6"
C	1'-9"	2'-6"
B	3'-3"	4'-0"
Ser: B', q'o	3.8, 1.1	5.7, 1.2
Str: B', qo	3.6, 1.6	5.5, 1.6
Ext: B', qo	2.0, 2.1	3.5, 1.9

Ser - SERVICE LIMIT STATE 1
 Str - STRENGTH LIMIT STATE 1
 Ext - EXTREME EVENT LIMIT STATE 1
 B' - EFFECTIVE FOOTING WIDTH (FT)
 q'o - NET BEARING STRESS (KSF)
 qo - GROSS UNIFORM BEARING STRESS



FOOTING OVEREXCAVATION DETAILS

1/2" = 1'-0"



DRAINAGE DETAILS

3/4" = 1'-0"

I HEREBY DECLARE THAT I AM THE ENGINEER OF WORK FOR THIS PROJECT THAT I HAVE EXERCISED RESPONSIBLE CHARGE OVER THE DESIGN OF THE PROJECT AS DEFINED IN SECTION 6703 OF THE BUSINESS AND PROFESSIONS CODE AND THAT THE DESIGN IS CONSISTENT WITH CURRENT STANDARDS. I UNDERSTAND THAT THE CHECK OF PROJECT DRAWINGS AND SPECIFICATIONS BY THE CITY OF SAN DIEGO IS CONFINED TO A REVIEW ONLY AND DOES NOT RELIEVE ME, AS ENGINEER OF WORK, OF MY RESPONSIBILITIES FOR PROJECT DESIGN.

PAFORS
 PAUL MOREL

R.C.E. 68491


7/17/13

DATE

S-4

CLAIREMONT DR SIDEWALK PROJECT
 CLAIREMONT DR
 DENVER TO GALVESTON ST
 RETAINING WALL DETAILS

CITY OF SAN DIEGO, CALIFORNIA PUBLIC WORKS DEPARTMENT SHEET 12 OF 12 SHEETS		WBS B-11107
FOR CITY ENGINEER: <i>David Li</i> 7/17/13		DATE
SUBMITTED BY: DAVID LI ASSOCIATE ENGINEER		
CHECKED BY: MARC PIRAZZINI PROJECT ENGINEER		
DESCRIPTION: ORIGINAL		226-1707
BY: SWE		CCS27 COORDINATE
APPROVED: [Signature]		1866444-6268407
DATE: [Blank]		CCS83 COORDINATE
FILMED: [Blank]		36935-12-D
CONTRACTOR	DATE STARTED	
INSPECTOR	DATE COMPLETED	



CLAIREMONT DR