



THE CITY OF SAN DIEGO

MEMORANDUM

DATE: December 14, 2016

TO: Distribution

FROM: Marnell Gibson, Assistant Director, City Engineer, Public Works Department

SUBJECT: Adoption of Street Lighting Standards and Drawings

This memo is to announce new City standards for outdoor lighting within the public right-of-way (ROW) and City properties. Effective **February 1, 2017**, the installation of outdoor street lighting shall comply with the attached new Lighting Updates (which will be reflected in the future ROW Street Design Manual), Standard Drawings SDE-105 through SDE-111 for Street Lighting, and Lighting and Controls Approved Materials List.

The new lighting standards updates are part of the implementation of the City's Climate Action Plan, and will facilitate significant energy reduction and cost savings for the City. These new standards comply with the Federal Department of Energy and Statewide Standards for outdoor lighting. Previous standards included induction technology, which have been typically used on City projects. Induction lighting and replacement parts are obsolete, as **light-emitting diode (LED)** fixtures and adaptive control systems are now the industry standard.

All new projects within the public ROW or at City properties will be required to upgrade outdoor lighting per these standards. All future contract documents must reflect compliance with the new standards. Projects currently under design must be reviewed by Environmental Services Department for conformance with the new lighting standards.

Implementation:

1. **Private Projects Submitted to Development Services:**
 - a. Projects submitted on or after February 1, 2017 shall comply with the new street lighting standards.
 - b. Projects currently in review and have not had permits issued by February 1, 2017 shall comply with the new street lighting standards.
 - c. Projects with permits issued on or before February 1, 2017 may use the previous standards.

2. **City Projects:**

- a. Projects that have final design signed and stamped by the Deputy City Engineer, and have advertised prior to February 1, 2017 shall be allowed to comply with the previous standards.

The attached documents are located in the following City websites:

Type of Document	City Website
Lighting Updates 2016 of the Street Design Manual	https://www.sandiego.gov/planning/programs/transportation/library/stdesign
Lighting & Controls Approved Materials List	https://www.sandiego.gov/publicworks/edocref
Standard Drawings SDE-105 through SDE-111	https://www.sandiego.gov/publicworks/edocref/standarddraw/updates2016

Please notify your Project Managers, designers, consultants, and maintenance crews of the new standards. If you have any questions or need additional information, contact Lorie Cosio-Azar at 858-627-3552.

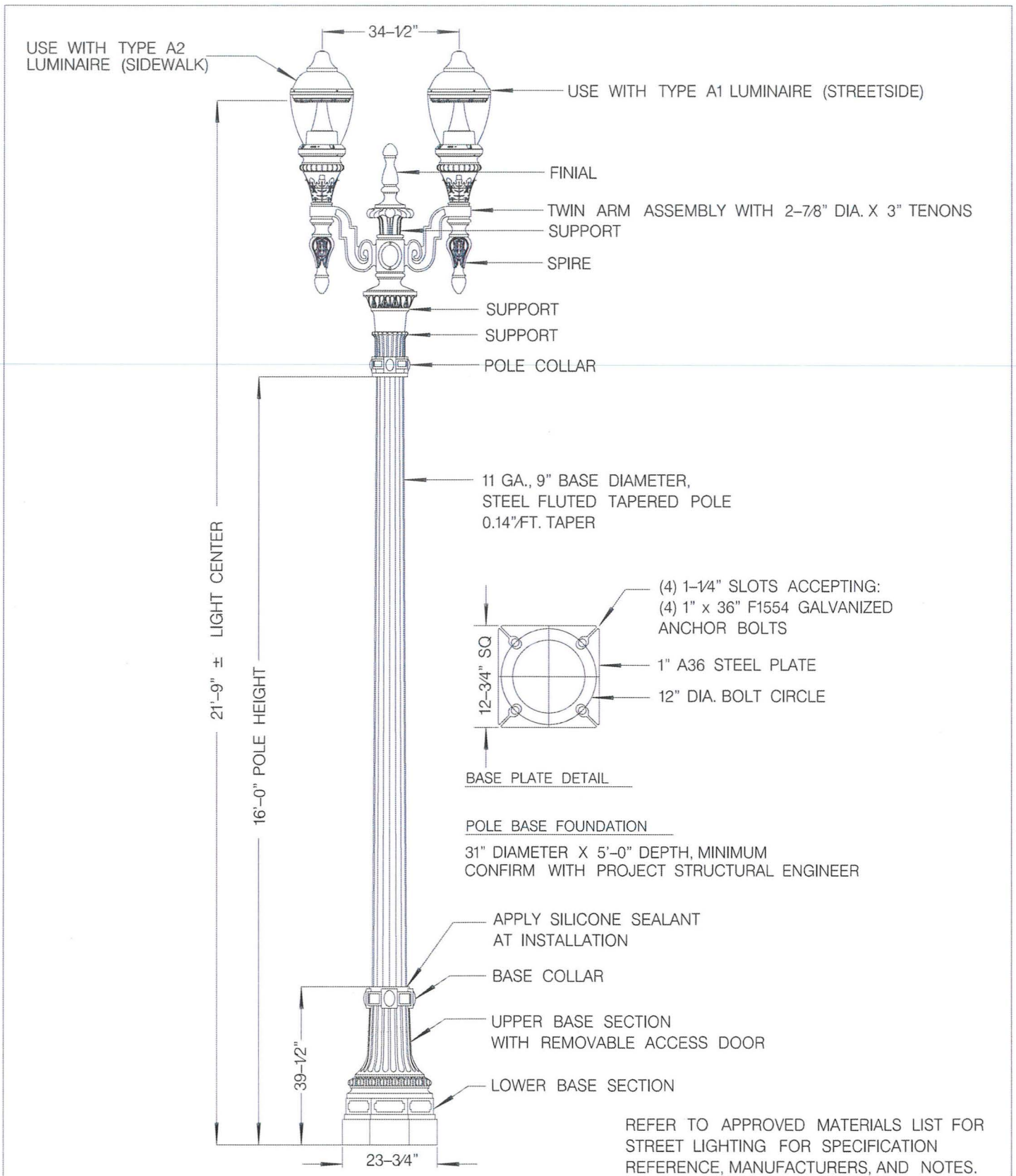


Marnell Gibson, P.E., City Engineer

Attachments: City Standard Drawings SDE-105 through SDE-111
Lighting Updates to the Street Design Manual (2016)
Lighting and Controls Approved Materials List

Distribution List:

Scott Chadwick, Chief Operating Officer
Stacey LoMedico, Assistant Chief Operating Officer
Paz Gomez, Deputy Chief Operating Officer, Infrastructure/Public Works
Kevin Ester, Assistant Fire Chief, San Diego Fire-Rescue
Robert Vacchi, Director, Development Services Department
Mario X. Sierra, Director, Environmental Services Department
Misty Jones, Director, Library
Herman Parker, Director, Park and Recreation Department
Halla Razak, Director, Public Utilities Department
James Nagelvoort, Director, Public Works Department
Cybele Thompson, Director, Real Estate Assets Department
Kris McFadden, Director, Transportation & Storm Water Department
Tom Tomlinson, Assistant Director, Planning Department
Thyme Curtis, Executive Director, ADA Compliance & Accessibility
Stephen Guile, Program Manager, Economic Development
Daniel Kay, Civic San Diego
Deputy City Engineers



REFER TO APPROVED MATERIALS LIST FOR STREET LIGHTING FOR SPECIFICATION REFERENCE, MANUFACTURERS, AND NOTES.

REVISION	BY	APPROVED	DATE
ORIGINAL	LCA	M. GIBSON	12/16

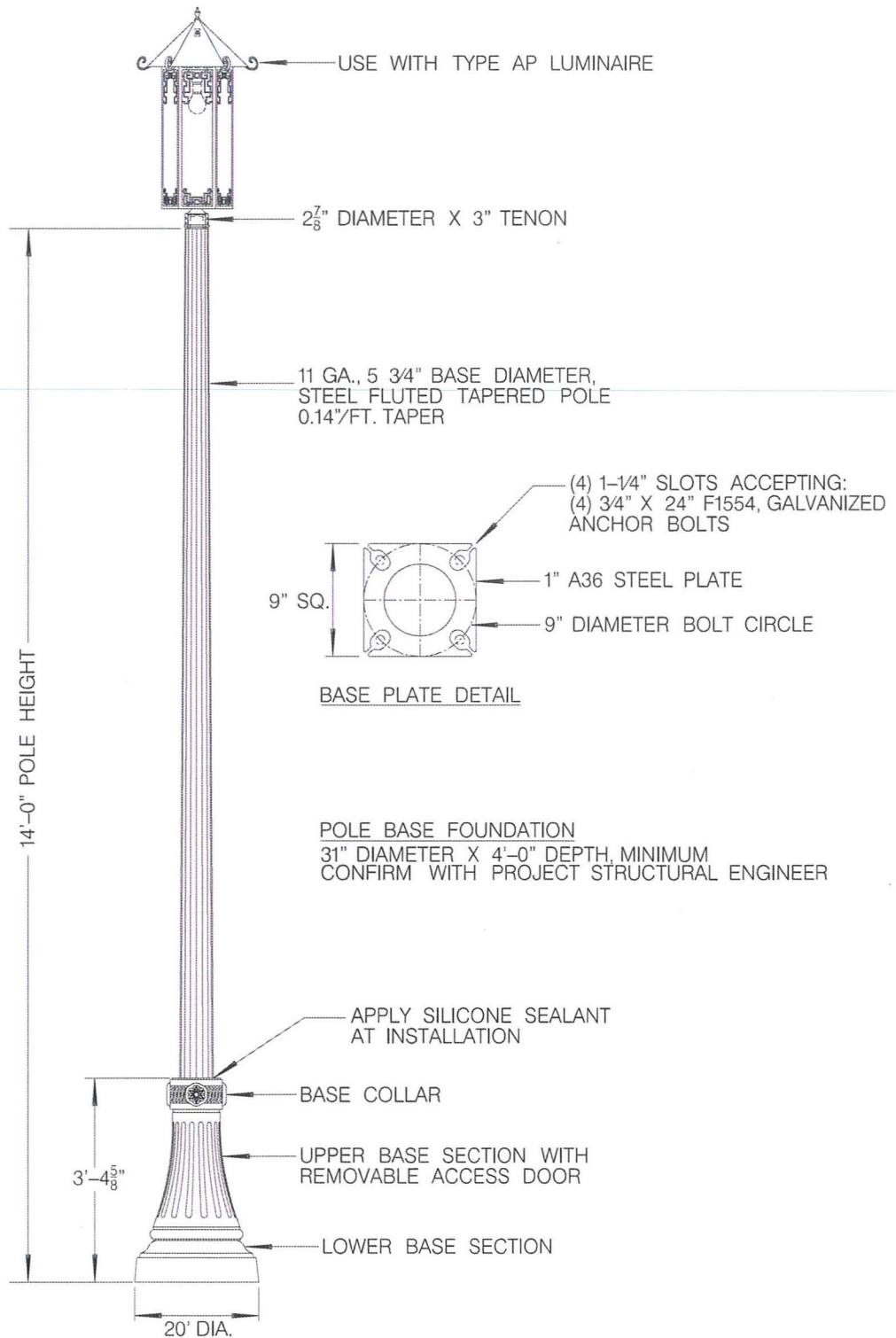
CITY OF SAN DIEGO - STANDARD DRAWING

**STREETSCAPE POLE
TYPE P-A**

RECOMMENDED BY THE CITY OF SAN DIEGO
STANDARDS COMMITTEE

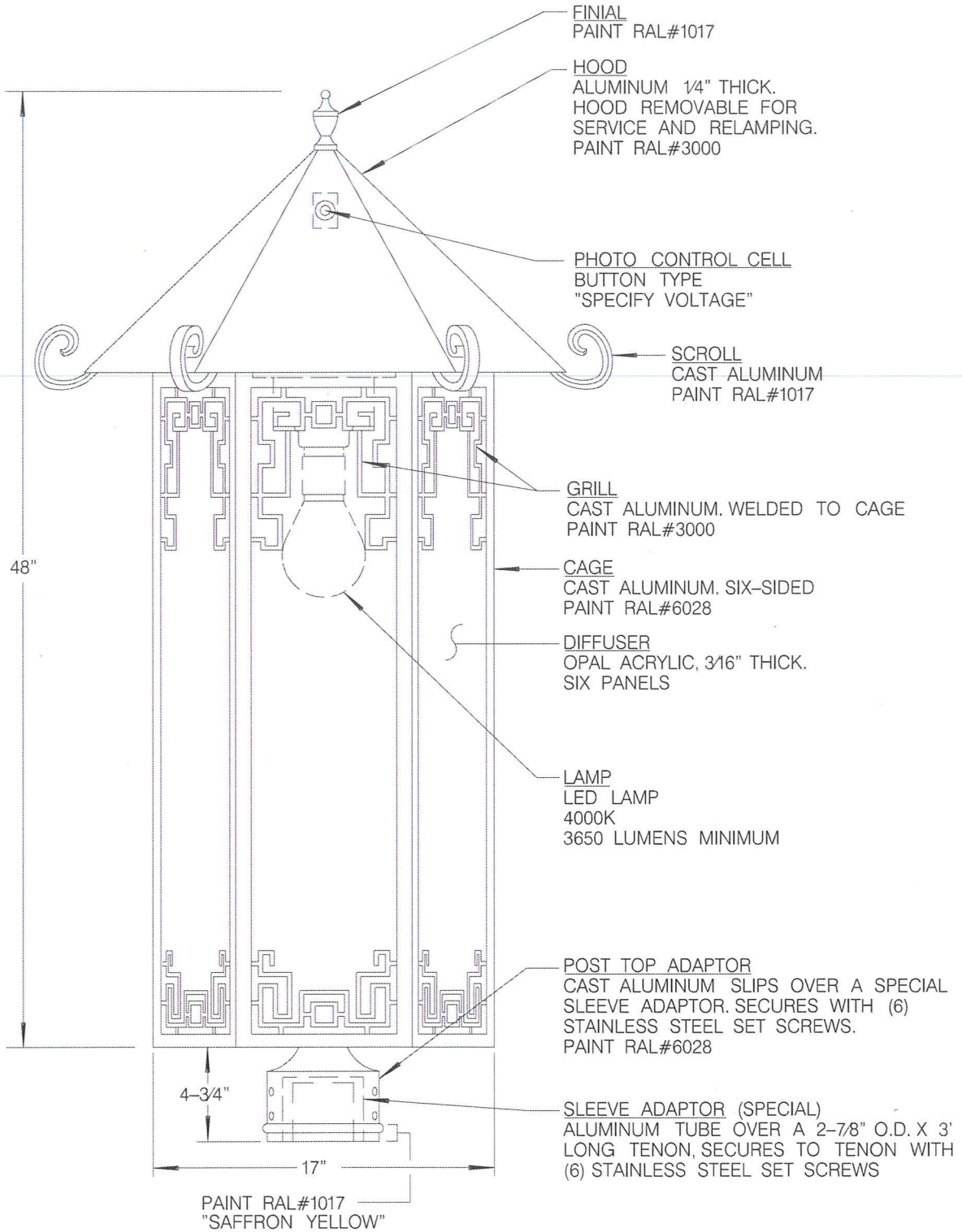
Chung 12/8/16
COORDINATOR R.C.E. 56523 DATE

DRAWING NUMBER **SDE-105**



REFER TO APPROVED MATERIALS LIST FOR STREET LIGHTING FOR SPECIFICATION REFERENCE, MANUFACTURERS, AND NOTES.

REVISION	BY	APPROVED	DATE	CITY OF SAN DIEGO - STANDARD DRAWING	RECOMMENDED BY THE CITY OF SAN DIEGO STANDARDS COMMITTEE
ORIGINAL	LCA	M. GIBSON	1216		STREETSCAPE POLE TYPE P-AP
				DRAWING NUMBER SDE-106	



PAINT DUNNEDWARDS FOR COLOR MATCH
SUBMIT SAMPLES

REFER TO APPROVED MATERIALS LIST FOR STREET LIGHTING
FOR SPECIFICATION REFERENCE, MANUFACTURERS, AND NOTES.

REVISION	BY	APPROVED	DATE
ORIGINAL	LCA	M. GIBSON	12/16

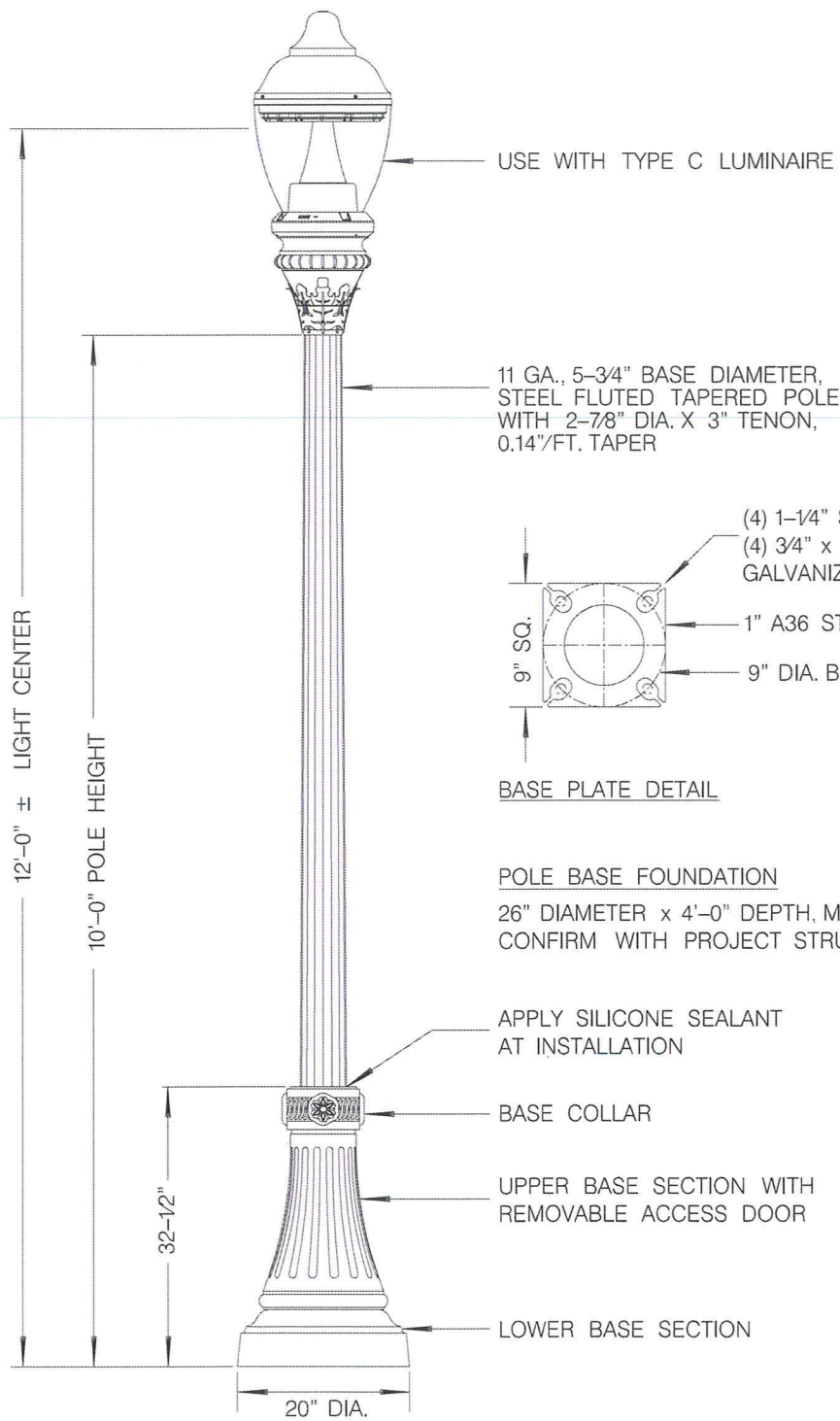
CITY OF SAN DIEGO - STANDARD DRAWING

RECOMMENDED BY THE CITY OF SAN DIEGO
STANDARDS COMMITTEE

Chungga 12/8/16
COORDINATOR R.C.E. 56523 DATE

**STREETScape
LUMINAIRE TYPE AP**

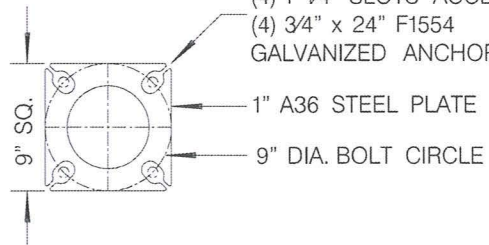
DRAWING NUMBER **SDE-107**



USE WITH TYPE C LUMINAIRE

11 GA., 5-3/4" BASE DIAMETER,
STEEL FLUTED TAPERED POLE
WITH 2-7/8" DIA. X 3" TENON,
0.14"/FT. TAPER

(4) 1-1/4" SLOTS ACCEPTING:
(4) 3/4" x 24" F1554
GALVANIZED ANCHOR BOLTS



BASE PLATE DETAIL

POLE BASE FOUNDATION

26" DIAMETER x 4'-0" DEPTH, MINIMUM
CONFIRM WITH PROJECT STRUCTURAL ENGINEER

APPLY SILICONE SEALANT
AT INSTALLATION

BASE COLLAR

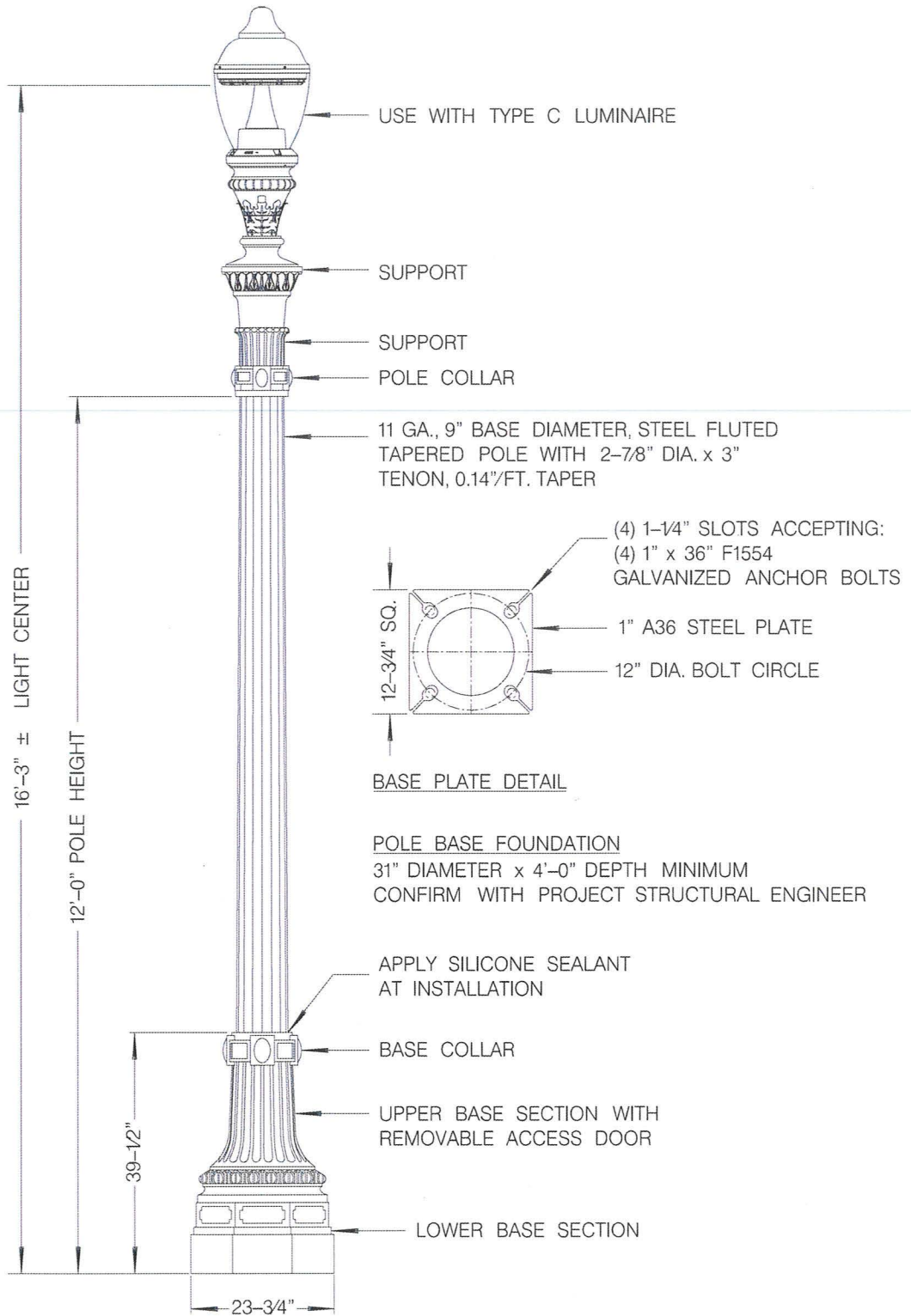
UPPER BASE SECTION WITH
REMOVABLE ACCESS DOOR

LOWER BASE SECTION

20" DIA.

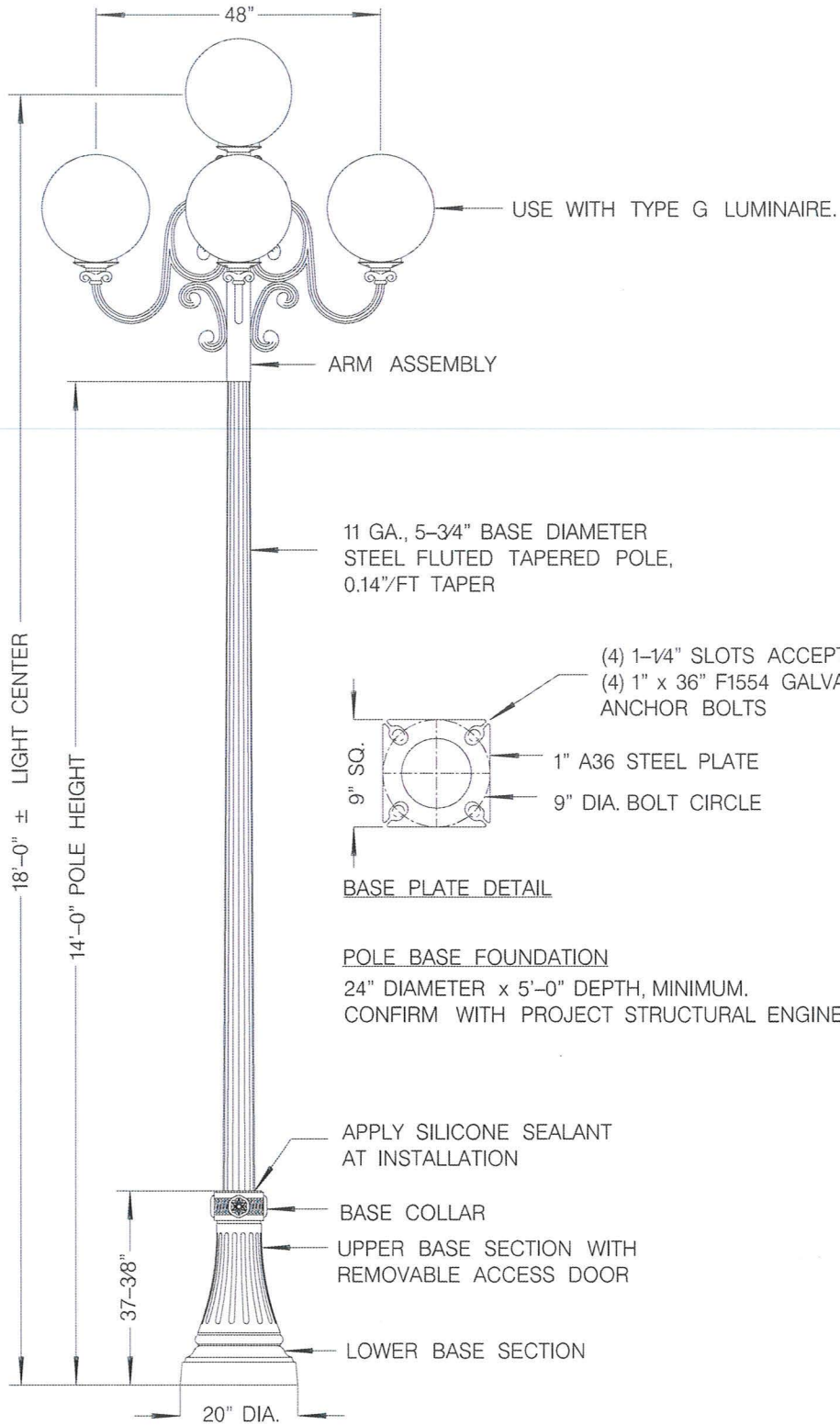
REFER TO APPROVED MATERIALS LIST FOR STREET LIGHTING FOR SPECIFICATION REFERENCE,
MANUFACTURERS, AND NOTES.

REVISION	BY	APPROVED	DATE	CITY OF SAN DIEGO - STANDARD DRAWING	RECOMMENDED BY THE CITY OF SAN DIEGO STANDARDS COMMITTEE	
ORIGINAL	LCA	M. GIBSON	12/16		STREETSCAPE POLE TYPE P-C	 COORDINATOR R.C.E. 56523 12/8/16 DATE
				DRAWING NUMBER		SDE-108



REFER TO APPROVED MATERIALS LIST FOR STREET LIGHTING FOR SPECIFICATION REFERENCE, MANUFACTURERS, AND NOTES.

REVISION	BY	APPROVED	DATE	CITY OF SAN DIEGO - STANDARD DRAWING	RECOMMENDED BY THE CITY OF SAN DIEGO STANDARDS COMMITTEE	
ORIGINAL	LCA	M. GIBSON	12/16		STREETSCAPE POLE TYPE P-CE/CL	 COORDINATOR R.C.E. 56523 12/8/16 <small>DATE</small>
				DRAWING NUMBER		SDE-109



REFER TO APPROVED MATERIALS LIST FOR STREET LIGHTING FOR SPECIFICATION REFERENCE, MANUFACTURERS, AND NOTES.

REVISION	BY	APPROVED	DATE
ORIGINAL	LCA	M. GIBSON	12/16

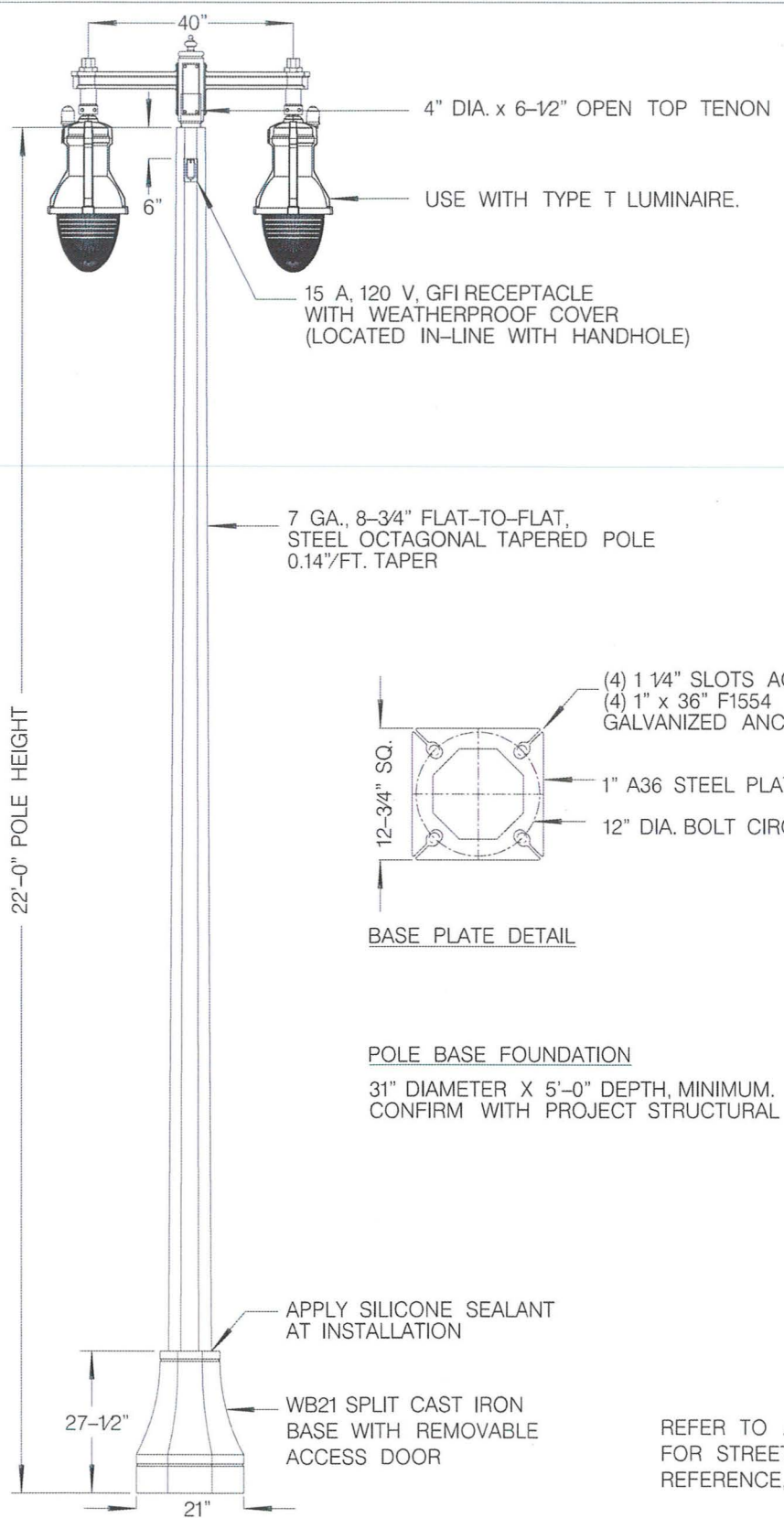
CITY OF SAN DIEGO - STANDARD DRAWING

**STREETSCAPE POLE
TYPE P-G**

RECOMMENDED BY THE CITY OF SAN DIEGO
STANDARDS COMMITTEE

CA Dungea 12/8/16
COORDINATOR R.C.E. 56523 DATE

DRAWING NUMBER **SDE-110**



4" DIA. x 6-1/2" OPEN TOP TENON

USE WITH TYPE T LUMINAIRE.

15 A, 120 V, GFI RECEPTACLE WITH WEATHERPROOF COVER (LOCATED IN-LINE WITH HANDHOLE)

7 GA., 8-3/4" FLAT-TO-FLAT, STEEL OCTAGONAL TAPERED POLE 0.14"/FT. TAPER

(4) 1 1/4" SLOTS ACCEPTING:
(4) 1" x 36" F1554 GALVANIZED ANCHOR BOLTS

1" A36 STEEL PLATE

12" DIA. BOLT CIRCLE

BASE PLATE DETAIL

POLE BASE FOUNDATION

31" DIAMETER X 5'-0" DEPTH, MINIMUM. CONFIRM WITH PROJECT STRUCTURAL ENGINEER

APPLY SILICONE SEALANT AT INSTALLATION

WB21 SPLIT CAST IRON BASE WITH REMOVABLE ACCESS DOOR

REFER TO APPROVED MATERIALS LIST FOR STREET LIGHTING FOR SPECIFICATION REFERENCE, MANUFACTURERS, AND NOTES.

REVISION	BY	APPROVED	DATE
ORIGINAL	LCA	M. GIBSON	12/16

CITY OF SAN DIEGO - STANDARD DRAWING

**STREETSCAPE POLE
TYPE P-T**

RECOMMENDED BY THE CITY OF SAN DIEGO STANDARDS COMMITTEE

CAJUNGA 12/8/16
COORDINATOR R.C.E. 56523 DATE

DRAWING NUMBER **SDE-111**

A Street Lights

1. General:

- a. All street lighting shall be broad spectrum light sources no greater than 4000K correlated color temperature (CCT) except for areas which are designated for a maximum of 3000K CCT or for low pressure sodium vapor (LPS). Refer to “San Diego 3000 and 4000 Kelvin CCT Map” in Council Resolution #306251. Contact the Development Services Department for current information.
- b. Street Lighting shall be non-continuous.
- c. Street Luminaires shall be as defined in the City of San Diego Approved Materials List.
- d. Street Lighting Standards, arms, bases, and mounting heights shall conform to the City of San Diego Standard SDE-101 for intersection and Mid-block lighting.
- e. Locations of additional poles to be determined by special conditions such as marked cross walks or traffic volumes as determined by the City Engineer.

2. Intersection Street Lighting:

- a. Lighting shall be installed at all street intersections and it shall conform to Table L-1.
- b. Street Lighting at Signalized Intersections shall conform to Chapter 9 of the Caltrans Traffic Manual.

3. Midblock street lighting shall be installed as follows:

- a. On Residential and collector streets,
 - (1) Within 1,320 feet of a transit stop, or
 - (2) In a residential or commercial district within a high-crime census tract staggered at 150 foot intervals, or else staggered at 300 foot intervals.
- b. On Four lane Urban Major or higher classification streets with center medians:
 - (1) Within 1,320 feet of a transit stop, or
 - (2) In a residential or commercial district within a high-crime census tract on both sides of the street at 150 foot intervals, or else on both sides of the street no to exceed 300 foot intervals.
- c. Near the end of a cul-de-sac that exceeds 150 feet in length.
 - (1) Within 1,320 feet of a transit stop, or
 - (2) In a residential or commercial district within a high-crime census tract or else near the end of a cul-de-sac that exceeds 200 feet in length.
- d. One light on each side of the street at a-grade railroad crossings to illuminate the side of the train facing the motorist.
- e. Immediately adjacent to areas of high pedestrian activity, including schools, parks transit centers, access to transit, and commercial and recreational facilities that draw large numbers of pedestrians.
- f. At other locations, such as at abrupt changes in horizontal or vertical alignment, as determined by the City Engineer.

4. Exempt Areas:

- a. Agriculture-zoned or natural open space land may be exempted from midblock street lighting provisions, at the direction of the City Engineer.

5. Luminaires:

- a. Midblock street lighting shall use fully shielded (Type U0) luminaires and shall conform to the following:

- (1) Type X, in alleys.
- (2) Type Y-MID, for local residential streets (any width) and streets classified as collector or higher with curb-to-curb width up to and including 40 feet.
- (3) Type Z-MID, for streets classified as collector or higher with curb-to-curb width greater than 40 feet up to and including 52 feet.
- (4) Type Z-MID, as applicable, for streets classified as collector or higher with curb-to-curb width greater than 52 feet.
- (5) At the end of a cul-de-sac, use a Type Y-INT luminaire to minimize impact to houses adjacent to luminaire.

6. Pedestrian Scale Lighting

- a. Where pedestrian-scale lighting is installed, sidewalk or walkway lighting shall be continuous and shall provide adequate lighting for pedestrians of all abilities and shall conform to the following:

- (1) In commercial areas, the average maintained horizontal illuminance (FC) on the sidewalk or walkway shall be as shown in the current version of IES-RP-8 for High Pedestrian Conflict areas (Pedestrian Only).
- (2) In mixed-use areas, the average maintained horizontal illuminance on the sidewalk or walkway shall be as shown in the current version of IES-RP-8 for Medium Pedestrian Conflict areas.
- (3) In residential areas, the average maintained horizontal illuminance on the sidewalk or walkway shall be as shown in the current version of IES-RP-8 for Low Pedestrian Conflict areas.
- (4) In commercial areas, contributions from other nearby storefront lighting, private lighting, sign lighting and/or reflections from structures on the private property should not be considered as a reason for reducing the sidewalk or walkway illuminance levels indicated above.
- (5) Sidewalk or walkway lights shall have shielded fixtures that keep light pollution, trespass, and glare to drivers to a minimum, as approved by the City Engineer. Manufacturer models for sidewalk and walkway lighting shall be approved by the City Engineer.
- (6) Agriculture-zoned land or open space may be exempt, at the discretion of the City Engineer, from pedestrian scale lighting provisions.
- (7) Further design guidelines can be found in the current version of RP-8 publication of the Illuminating

Engineering Society of North America, “America National Standard Practice for Roadway Lighting.”

- (8) Energy code regulations for exterior lighting are in the current version of California’s Title 24
- (9) All street lighting shall have shielding to cutoff illumination above an angle 90 degrees above the nadir.

C. Post Top Luminaires

The following post top luminaires and poles have been standardized for use in the City. Refer to City of San Diego Standard Drawings, Part 7 of the Street Lighting and Traffic Signal Systems of the Standard Specification, the “Whitebook”, and Approved Materials List. Pole shall match luminaire color. All new and replacement luminaires shall be LED.

- a. Type A1 & A2, ‘Gateway’, Dual Acorn style on decorative Pole with dual arm support assembly
 - Distribution: One Type III & One Type V
 - BUG: U2 Max.
 - Lumens: 5900 Lumens, Min each
 - Color: CCDC Blue
 - Light Center Height: 21’-9”
 - Pole: Std. Dwg. # SDE-105
- b. Type AP, ‘Asian Pacific’, Single Hexagonal style on decorative pole.
 - Distribution: Type V
 - BUG: N/A
 - Lumens: 5900 Lumens, Min.
 - Color: RAL#6028
 - Light Center Height: 16’-0”

- Pole: Std. Dwg. # SDE-106
- c. Type C, ‘Standard’, Single Acorn style on decorative pole.
 - Distribution: Type V
 - BUG: U2 Max.
 - Lumens: 5900 Min
 - Color: CCDC Blue
 - Light Center Height: 12’-0”
 - Pole: Std. Dwg. # SDE-108
- d. Type CE, ‘Enhanced’, Single Acorn style on decorative pole with extended luminaire support assembly.
 - Distribution: Type V
 - BUG: U2 Max.
 - Lumens: 5900 Min.
 - Color: CCDC Blue
 - Light Center Height: 16’-3”
 - Pole: Std. Dwg. # SDE-109
- e. Type CL, ‘Little Italy’, Same as CE except dark green color.
 - Distribution: Type V
 - BUG: U2 Max.
 - Lumens: 5900 Min.
 - Color: RAL#6005, Dark Green
 - Light Center Height: 16’-3”
 - Pole: Std. Dwg. # SDE-109
- f. Type G, ‘Gaslamp’, five head, globe style on decorative pole with five arm luminaire support assembly.
 - Distribution: Type V, each head.
 - BUG: N/A
 - Lumens: 4,000 Min, each head.
 - Color: Federal Standard #27038 Black
 - Light Center Length: 18’-0: to Top Head
 - Pole: Std. Dwg. # SDE-110
- g. Type T, ‘Teardrop’, Dual hung style on decorative pole with dual arm support assembly.
 - Distribution: Type III

- BUG: U3 Max.
- Lumens: 6900, Min., each
- Color: CCDC Blue
- Light Center Length: 20'-6"
- Pole: Std. Dwg. # SDE-111

D. Center City Street Lighting Application Guidelines

1. Pedestrian street lights should be located approximately **seventy-five (75) to ninety-five (95) feet apart**; with three lights located on each 200-foot block frontage and four lights located on each 300-foot block frontage. Street lights should be triangulated on opposite sides of the street (Figure L2). When installed near street trees using **four (4) foot by six (6) foot** tree grates, the street lights are to be installed **two (2) feet** from the back of curb, measured from the back of curb to center of the pole base. When installed near street trees using **five (5) foot by five (5) foot** tree grates, the street lights are to be installed **two and a half (2½) feet** from the back of curb, measured from the back of curb to center of the pole base.

E. Street Light Conformance

1. Design of street lighting systems shall conform to the Electrical Components of the "Greenbook" Standard Specifications for Public Works Construction; National Electric Code; Part 7 of the Standard Special Provisions for Street Lighting and Traffic Signal Systems for the City of San Diego, the "Whitebook"; Caltrans Standard

Plans; applicable amendments; and this Manual.

2. All luminaires shall be LED.
3. All luminaire designs shall minimize upward light where possible and shall conform to the 'U' ratings above.

F. Center City Luminaires and Poles

1. The street lighting program for downtown includes Type C - Standard, Type CE - Enhanced Standard, Type A - Gateway, Type G - Gaslamp, Type AP - Asian Pacific, and Type T - Tear-Drop Lights. These light standards are designed primarily for mid-block lighting. All signalized intersections shall utilize cobra head style luminaires on Type 15 standards per City requirements. Operation of the street light systems shall be network controlled unless otherwise noted.

G. Street Lighting Classifications:

1. **District Street Lights** (see Figure L-3):

DISTRICT	STREET LIGHT
Ballpark District, Columbia, Core, Cortez, East Village, Marina	TYPE C Standard Light (SDE-108)
Gaslamp Quarter	TYPE G Gaslamp Light (SDE-106)
Horton Plaza	TYPE A Gateway Light (SDE-105)
Little Italy	TYPE CL Little Italy Light (SDE-110)

2. Special Street Lights (see Figure L-4):

STREET	STREET LIGHT
4th Ave. (Broadway to C St.), 5th Ave. (Broadway to C St.), 6th Ave. (Broadway to C St.), Kettner Blvd. (Ash St. to Laurel St.)	TYPE CE Enhanced Standard Light (SDE-109)
3rd Ave. (Market St. to J St.), Island Ave. (2nd Ave. to 6th Ave.)	TYPE AP Asian Pacific Light (SDE-107)
C St. (west of Park Blvd.)	Special per MTDB (Induction Shoebox Lights)
J St. (6th Ave. to 14th St.)	TYPE A Gateway Light (SDE-105)

3. Gateway Street Lights (See Figure L-5):

STREET	STREET LIGHT
1 st Ave., 10 th Ave. (south of Ash St.), 11 th Ave., A St., Ash St., F St. (east of 6 th Ave.), Front St., G St. (west of 4 th Ave. and east of 6 th Ave.), Grape St., Hawthorn St., Laurel St., Pacific Highway	TYPE A Gateway Light (SDE-105)

4. Ceremonial Street Lights

(See Figure L-6):

STREET	STREET LIGHT
Broadway, Cedar St. (west of 1 st Ave.), Imperial Ave., Market St. (west of 4 th Ave. and east of 6 th Ave.)	TYPE A Gateway Light (SDE-105)
Harbor Dr.	Under Port of San Diego jurisdiction
Park Blvd.	TYPE T Tear-Drop Light (SDE-110)

Table L-1: Street Lighting at Non-Signalized Intersections

Street A Street B	B1 Local residential Streets (any width) and collector or higher streets up to and including 40 ft wide, curb to curb	B2 Collector or higher streets greater than 40 ft and up to and including 52 ft. wide, curb to curb	B3 Collector or higher streets greater than 52 ft wide, curb to curb
A1 Local residential Streets (any width) and collector or higher streets up to and including 40 ft wide, curb to curb	A1 to B1 Install (1) pole with a Type Y-INT luminaire on one of the corners of the wider street	A1 to B2 (Same as A2 to B1)	A1 to B3 (Same as A3 to B1)
A2 Collector or higher streets greater than 40 ft and up to and including 52 ft. wide, curb to curb	A2 to B1 Install (2) poles with a Type Z-INT luminaire on both of the corners of the wider street	A2 to B2 (Same as A2 to B1)	A2 to B3 (Same as A3 to B2)
A3 Collector or higher streets greater than 52 ft wide, curb to curb	A3 to B1 Install (2) poles with a Type Z-INT luminaire on the corners of the wider street and (2) poles with a Type Y-INT luminaire on the corners of the narrower street.	A3 to B2 Install (4) poles with a Type Z-INT luminaire on each corner.	A3 to B3 (Same as A3 to B2)

Notes:

1. Refer to Sections "1. General" and "2. Intersection Street Lighting" for additional information.

Reference

Type X	3500 Lumens, Min.	Type II	55W LPS
Type Y - INT	6500 Lumens, Min.	Type III	90W LPS
Type Y - MID	6500 Lumens, Min.	Type II	90W LPS
Type Z - INT	11000 Lumens, Min.	Type III	180W LPS
Type Z - MID	11000 Lumens, Min.	Type III	180W LPS

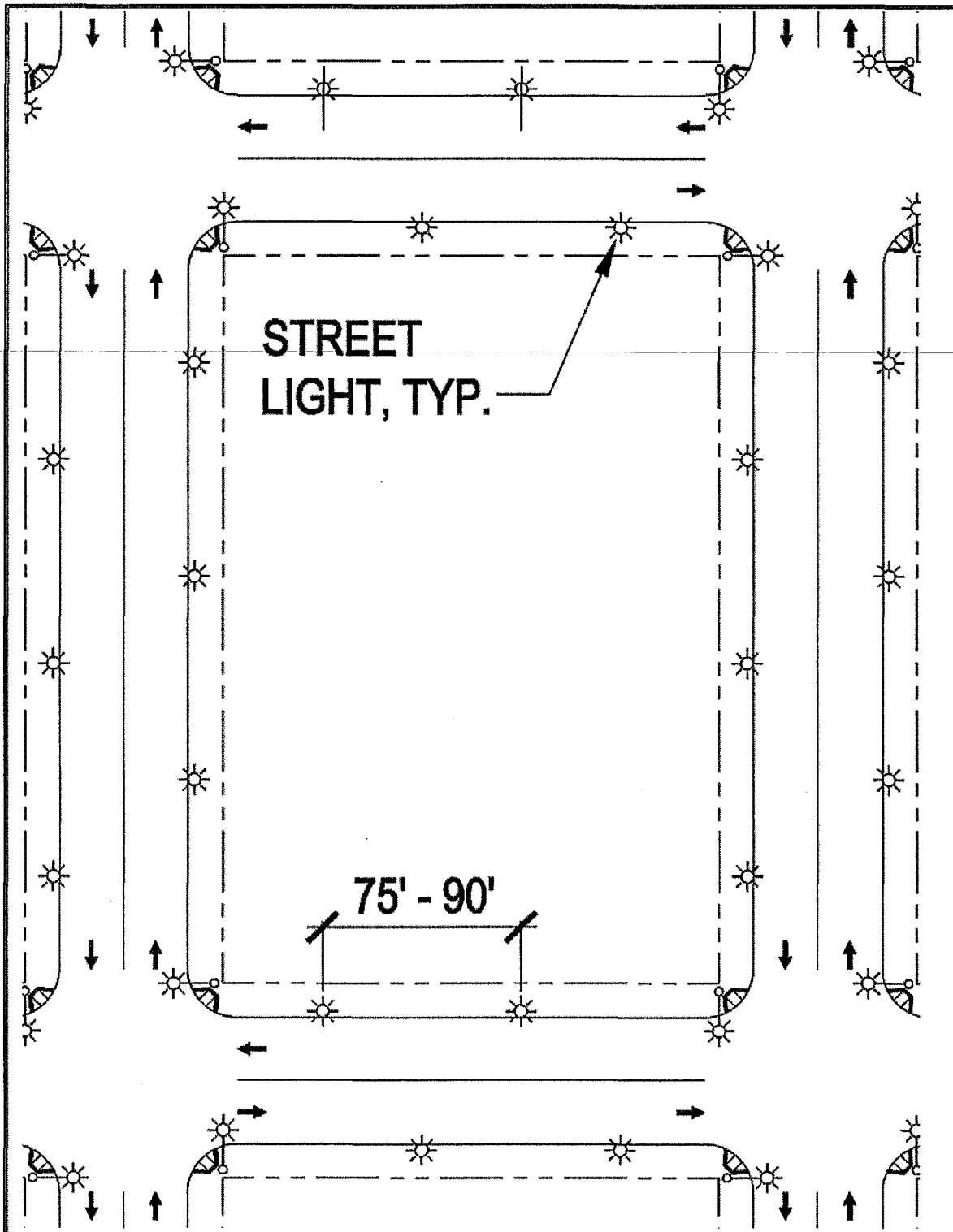


Figure L-2: Typical Center City Street Light Layout

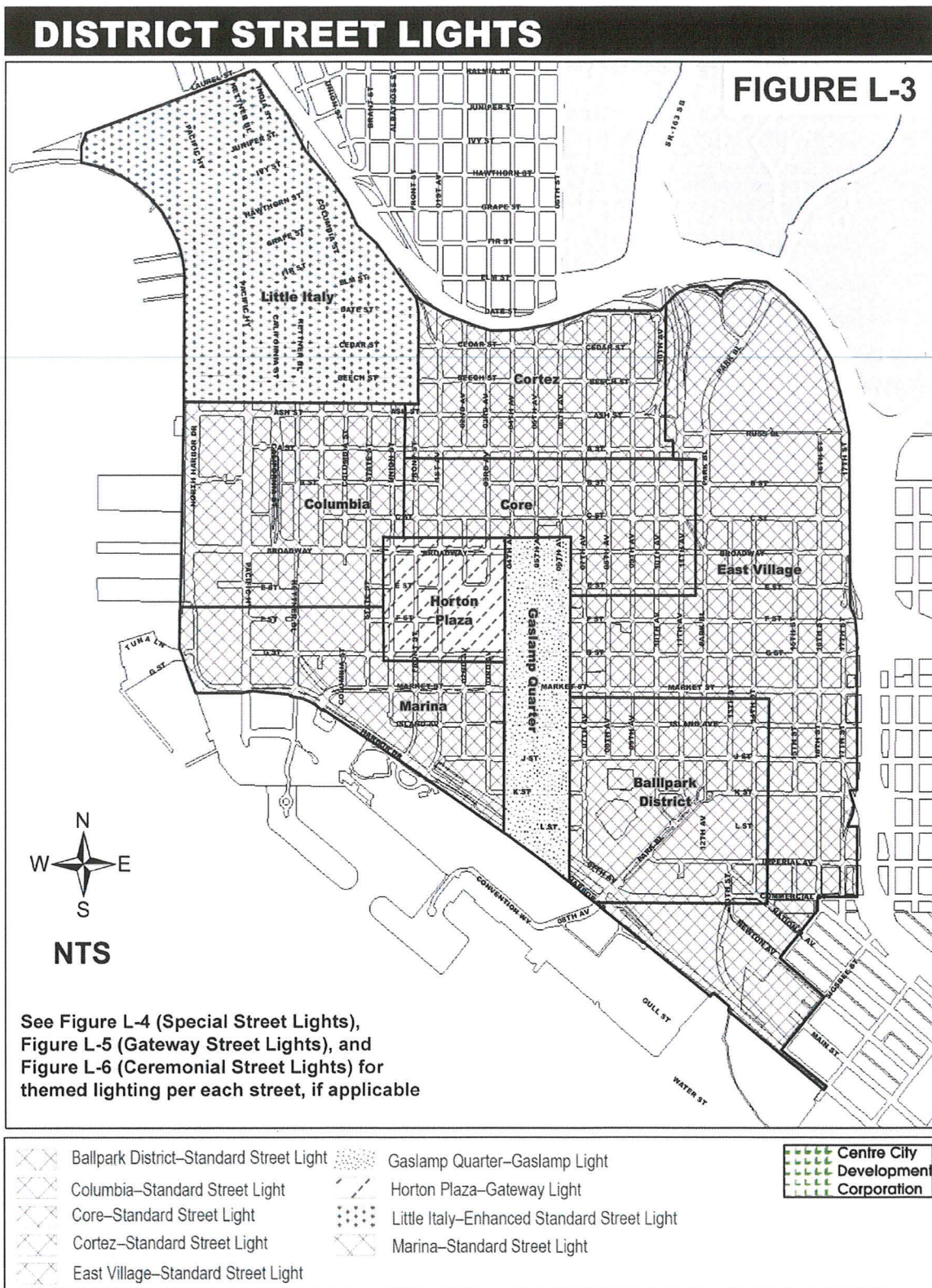


Figure L-3: District Street Lights

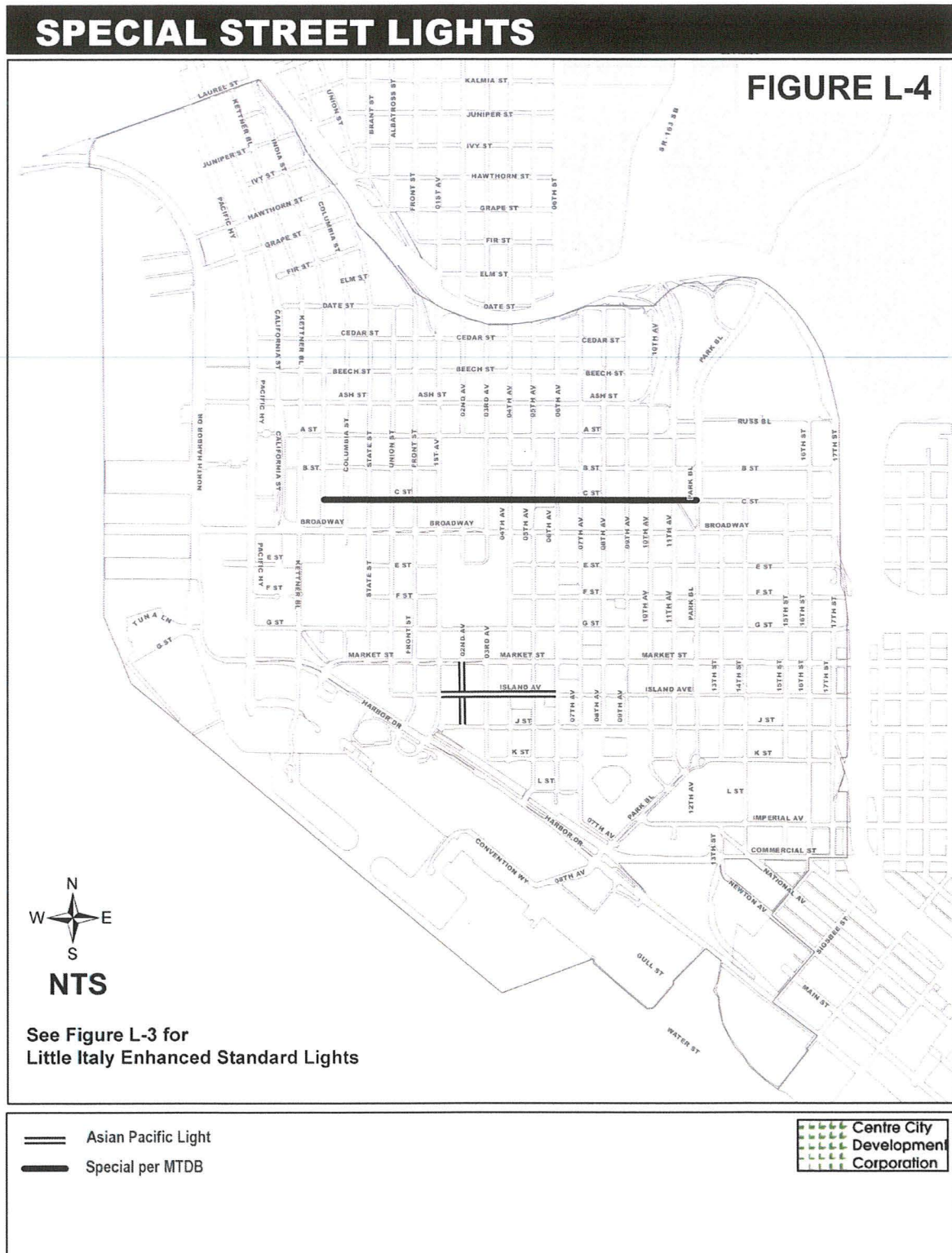


Figure L-4: Special Street Lights

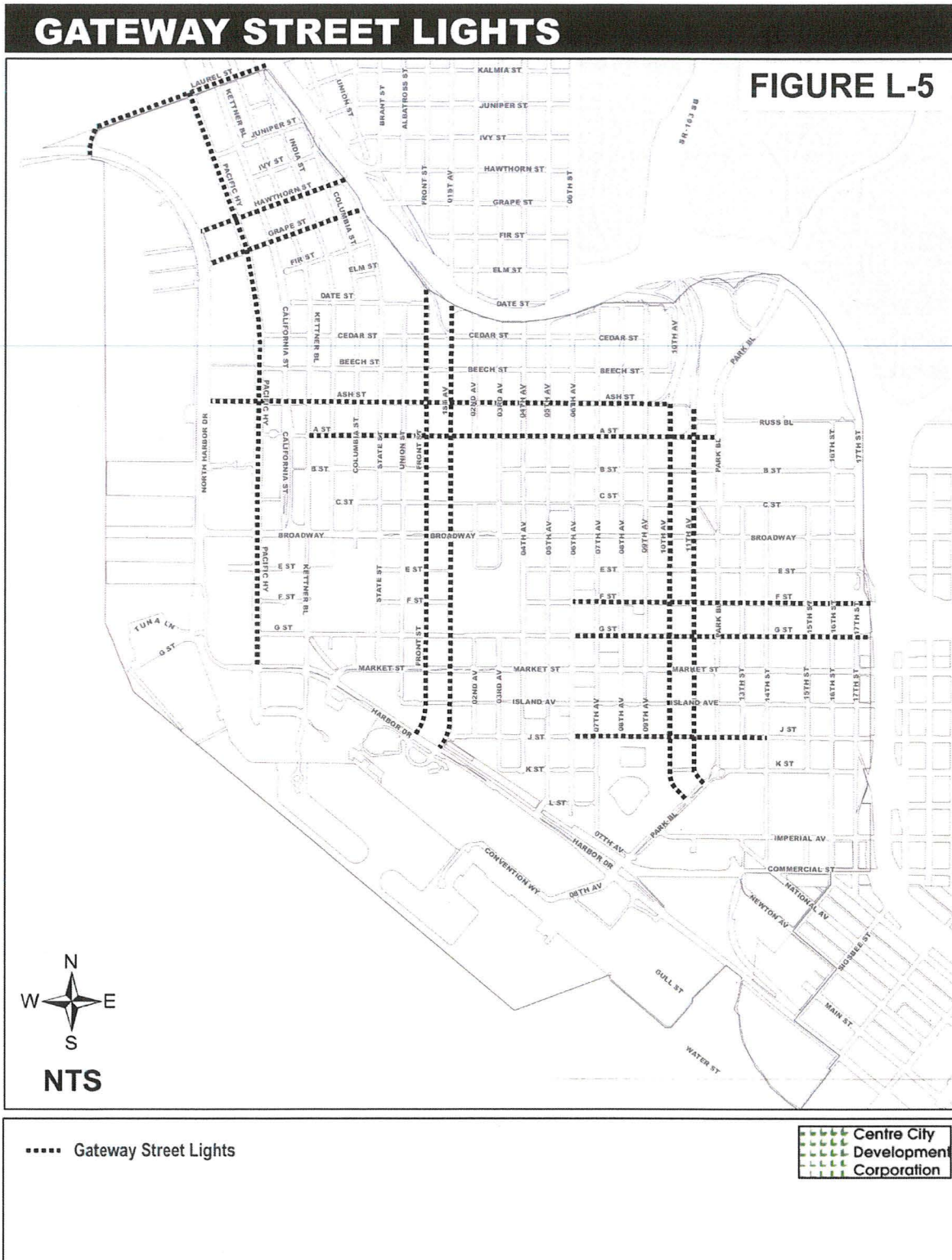


Figure L-5: Gateway Street Lights



Figure L-6: Ceremonial Street Lights

City of San Diego
Approved Materials List for Street Lighting
June 1, 2016

LUMINAIRES				
Item *	SUBJECT / PRODUCT DESCRIPTION	SPEC. REF	MANUFACTURERS	ADDITIONAL REQUIREMENTS / NOTES
A1	LED Post Top Luminaire, Gateway, Streetside 4000K CCT, Symmetric Type V	700-6.7	General Electric Cat.#: EPAS-0-C5-A-40-G-A-A-XXXX-007EMH with ELWNOA5UG5-FU467 FINISH: CCDC BLUE IES File: quad fold PTLED14E18457-0-1-A001.ies	Provide each new luminaire with Item #AC7 Adaptive Control Node
			Spring City Cat.#: ALMAGS-LE080/EVX/X2-40-CN5-YPLF-FPA-M2-TR7P-XX-CU FINISH: CCDC BLUE IES File: AGS-LE080-X2-40-CN5-YPLL.IES	Provide each new luminaire with Item #AC7 Adaptive Control Node
A2	LED Post Top Luminaire, Gateway, Sidewalk 4000K CCT, Asymmetric Type III	700.6.7	General Electric Cat.#: EPAS-0-C3-A-40-G A-A-XXXX-007EMH with ELWNOA5UG5-FU467 FINISH: CCDC BLUE IES File: 0_180_fold_PTLED14E18456-0-1-A001.ies	Provide each new luminaire with Item #AC7 Adaptive Control Node
			Spring City Cat.#: ALMAGS-LE080/EVX/X2-40-CR3-YPLF-FPA-M2-TR7P-XX-CU FINISH: CCDC BLUE IES File: AGS-LE080-X2-40-CR3-YPLL.IES	Provide each new luminaire with Item #AC7 Adaptive Control Node
AP	LED Post Top Luminaire, Asian Pacific See SDE-106 for Dimensions, Details, and Finishes	700.6.7	Visco Cat.#: AP-C-107-40LED-UNV-40-5-SS	Control is by button photocell on luminaire
			ELA Cat.#: AP-ELA-40LED-40K-V-DSR1	Control is by button photocell on luminaire

City of San Diego
 Approved Materials List for Street Lighting
 June 1, 2016

C	LED Post Top Luminaire, Standard 4000K CCT, Type V *Note: Type C is used on Type P-C and P-CE Poles	700-6.7	General Electric Cat.#: EPAS-0-C5-A-40-G-7-A- XXXX-007EMH with ELWN0A5UG5-FU467 FINISH: CCDC BLUE IES File: quad fold PTLED14E18457-0-1-A001.ies	Provide each new luminaire with Item #AC7 Adaptive Control Node
			Spring City Cat.#: ALMAGS-LE080/EVX/X2- 40-CN5-YPLF-FPA-M2-TR7P-XX- CU FINISH: CCDC BLUE IES File: AGS-LE080-X2-40-CN5- YPLL.IES	Provide each new luminaire with Item #AC7 Adaptive Control Node
CL	LED Post Top Luminaire, Little Italy 4000K CCT, Type V	700-6.7	General Electric Cat.#: EPAS-0-C5-A-40-G-7-A- XXXX-007EMH with ELWN0A5UG5-FU467 FINISH: RAL#6005 DARK GREEN IES File:quad fold PTLED14E18457-0-1-A001.ies	Provide each new luminaire with Item #AC7 Adaptive Control Node
			Spring City Cat.#: ALMAGS-LE080/EVX/X2- 40-CN5-YPLF-FPA-M2-TR7P-XX- CU FINISH: RAL#6005 DARK GREEN IES File: AGS-LE080-X2-40-CN5- YPLL.IES	Provide each new luminaire with Item #AC7 Adaptive Control Node

City of San Diego
 Approved Materials List for Street Lighting
 June 1, 2016

G	LED Post Top Luminaire, Gaslamp, Five head assembly	700-6.7	Visco Arm Assembly: Cat.#: VI-CR3-EMN-18-30LED- FEDERAL STANDARD COLOR 27038 "BLACK" Luminaire: LED LAMP, 30W, 4000K, 4500 Lumens, E27 Mogul base, 120V	
			ELA Arm Assembly: Cat.#: GL-ELA-30LED-40K-V- DSR1-FEDERAL STANDARD COLOR 27038 "BLACK" Luminaire: Cat.#: ELA L2800-18/CR3E 5- WAY POST MOUNT LED LAMP, 30W, 4000K, 4500 Lumens, E27 Mogul base, 120V	
T	LED Tear Drop Luminaire, 4000K CCT, Type III	700-6.7	Spring City Cat.#: ALMCLU-LE080/EVX/X2- 40-CR3-GR14-TR7P-XX-CU- GLOSS BLACK WITH ALAVBC-2.00FNPT- 1.25MNPT ADAPTOR IES File: CLU-LE080-X2-40-CR3- GR14.IES	Provide each new luminaire with Item #AC7 Adaptive Control Node
			Sun Valley Cat.#: LCLS-D-APA-III-80LED- NW-UNV-2-180-GLOSS BLACK- GR IES File: LCLS-APA-3-80LED- NW.IES	Provide each new luminaire with Item #AC7 Adaptive Control Node

City of San Diego
Approved Materials List for Street Lighting
June 1, 2016

X4	LED Cobra Head Luminaire, Type X, 4000K CCT	700.6.5	General Electric Cat.#: ERS1-0-23B1-7-40-A- Gray-D IES File: ERS1_23B1740-120- 277V_tcm201-95048.IES	Provide each new luminaire with Item #AC7 Adaptive Control Node
			LED Roadway Ltg. Cat.#: NXT-24S-5-7-2LB-5-GY-3- UL-X-2H IES File: NXT-24S-525mA-2LB- 4000K.IES	Provide each new luminaire with Item #AC7 Adaptive Control Node
X3	LED Cobra Head Luminaire, Type X, 3000K CCT	700.6.5	General Electric Cat.#: ERS1-0-A3B1-5-30-A- Gray-D IES File: ERS1_A3B1530-120- 277V_tcm201-94909.IES	Provide each new luminaire with Item #AC7 Adaptive Control Node
			LED Roadway Ltg. Cat.#: NXT-24S-5-7-2LB-5-GY- 3000K-UL-X-2H IES File: NXT-24S-525mA-2LB- 3000K.IES	Provide each new luminaire with Item #AC7 Adaptive Control Node
YI4	LED Cobra Head Luminaire, Type Y-INT, 4000K CCT	209.6.5	General Electric Cat.#: ERS1-0-B3D1-7-40-A- Gray-D IES File: ERS1_B3D1740-120- 277V_tcm201-95058.IES	Provide each new luminaire with Item #AC7 Adaptive Control Node
			LED Roadway Ltg. Cat.#: NXT-36S-5-7-3LB-7-GY-3- UL-X-2H IES File: NXT-36S-700mA-2LB- 4000K.IES	Provide each new luminaire with Item #AC7 Adaptive Control Node

City of San Diego
 Approved Materials List for Street Lighting
 June 1, 2016

YI3	LED Cobra Head Luminaires, Type Y-INT, 3000K CCT	209.6.5	General Electric Cat.#: ERS1-0-C3D1-7-30-A-Gray-D IES File: ERS1_C3D1730-120-277V_tcm201-95039.IES	Provide each new luminaire with Item #AC7 Adaptive Control Node
			LED Roadway Ltg. Cat.#: NXT-36S-5-7-3LB-7-GY-3000K-UL-X-2H IES File: NXT-36S-2LB-700mA-3000K.IES	Provide each new luminaire with Item #AC7 Adaptive Control Node
ZI4	LED Cobra Head Luminaire, Type Z-INT, 4000K CCT	700.6.5	General Electric Cat.#: ERS1-0-11-D1-40-A-GRAY-L IES File: ERS1_11D1X40____tcm201-110991.ies	Provide each new luminaire with Item #AC7 Adaptive Control Node
			LED Roadway Ltg. Cat.#: NXT-60M-5-7-3LB-7-GY-3-UL-X-2H IES File: NXT-60M-700mA-3LB-4000K.IES	Provide each new luminaire with Item #AC7 Adaptive Control Node
ZI3	LED Cobra Head Luminaire, Type Z-INT, 3000K CCT	700.6.5	General Electric Cat.#: ERS1-0-13-D1-30-A-GRAY-L IES File: ERS1_13D1X30____tcm201-111004.ies	Provide each new luminaire with Item #AC7 Adaptive Control Node
			LED Roadway Ltg. Cat.#: NXT-60M-5-7-3LB-7-GY-3000K-UL-X-2H IES File: NXT-60M-700mA-3LB-3000K.IES	Provide each new luminaire with Item #AC7 Adaptive Control Node

City of San Diego
 Approved Materials List for Street Lighting
 June 1, 2016

YM4	LED Cobra Head Luminaire, Type Y-MID, 4000K CCT	700.6.5	General Electric Cat.#: ERS1-0-B3B1-7-40-A- Gray-D IES File: ERS1_B3B1740-120- 277V_tcm201-95050.IES	Provide each new luminaire with Item #AC7 Adaptive Control Node
			LED Roadway Ltg. Cat.#: NXT-36S-5-7-2LB-7-GY-3- UL-X-2H IES File: NXT-36S-700mA-2LB- 4000K.IES	Provide each new luminaire with Item #AC7 Adaptive Control Node
YM3	LED Cobra Head Luminaires, Type Y-MID, 3000K CCT	700.6.5	General Electric Cat.#: ERS1-0-C3B1-7-30-A- Gray-D IES File: ERS1_C3B1730-120- 277V_tcm201-95031.IES	Provide each new luminaire with Item #AC7 Adaptive Control Node
			LED Roadway Ltg. Cat.#: NXT-36S-5-7-2LB-7-GY- 3000K-UL-X-2H IES File: NXT-36S-2LB-700mA- 3000K.IES	Provide each new luminaire with Item #AC7 Adaptive Control Node
ZM4	LED Cobra Head Luminaire, Type Z-MID, 4000K CCT	700.6.5	General Electric Cat.#: ERS1-0-11-C1-40-A- GRAY-L IES File: ERS1_11C1X40____tcm201- 110989.ies	Provide each new luminaire with Item #AC7 Adaptive Control Node
			LED Roadway Ltg. Cat.#: NXT-60M-5-7-3LB-7-GY- 3-UL-X-2H IES File: NXT-60M-700mA-3LB- 4000K.IES	Provide each new luminaire with Item #AC7 Adaptive Control Node

City of San Diego
 Approved Materials List for Street Lighting
 June 1, 2016

ZM3	LED Cobra Head Luminaire, Type Z-MID, 3000K CCT	700.6.5	General Electric Cat.#: ERS1-0-13-C1-30-A-GRAY-L IES File: ERS1_13C1X30___tcm201-111002.ies	Provide each new luminaire with Item #AC7 Adaptive Control Node
			LED Roadway Ltg. Cat.#: NXT-60M-5-7-3LB-7-GY-3000K-UL-X-2H IES File: NXT-60M-700mA-3LB-3000K.IES	Provide each new luminaire with Item #AC7 Adaptive Control Node

City of San Diego
 Approved Materials List for Street Lighting
 June 1, 2016

LUMINAIRE ACCESSORIES				
AC7	Adaptive Controls Node, ANSI 5 Pin (For use on luminaires equipped with ANSI Standard C136.41-2013, 7 pin socket)	700.6.6	General Electric Cat.#: ELWNOA5UG5-FU467	Proprietary item due to compatibility with City wide control system.
			Mfr #2: No others allowed.	
AC5	Adaptive Controls Node, GE 5 Pin (For use on Luminaires equipped with GE proprietary 5 pin socket.)	700.6.6	General Electric Cat.#: ELWN0DXUG5-SD	Proprietary item due to compatibility with City wide control system.
			Mfr #2: No others allowed.	
HSSX	House Side Shield for Type X	700.6.5	General Electric Cat.#: ELSHS-ERS1	
			LED Roadway Lighting Cat.#: NXT-S-HSS	
HSSY	House Side Shield for Type Y	700.6.5	General Electric Cat.#: ELSHS-ERS1	
			LED Roadway Lighting Cat.#: NXT-S-HSS	
HSSZ	House Side Shield for Type Z	700.6.5	General Electric Cat.#: ELSHS-ERS1	
			LED Roadway Lighting Cat.#: NXT-M-HSS	

City of San Diego
 Approved Materials List for Street Lighting
 June 1, 2016

POLES				
Item *	SUBJECT / PRODUCT DESCRIPTION	SPEC. REF	MANUFACTURERS	ADDITIONAL REQUIREMENTS / NOTES
P-A	Streetscape Pole with Type A1 & A2 Luminaires, Gateway, See SDE-104	700.6.8.1	Visco Cat.#: VI-C-C2-F/16'-3" TENONS CCDC BLUE-AB WITH 18C FINIAL, C2 ARM ASSEMBLY, 17C SUPPORT, 20C SPIRE, 15C AND 14C SUPPORT, 13C POLE COLLAR, 12C/F BASE COLLAR, 11C UPPER BASE, 10C LOWER BASE	All cast iron and steel light pole parts are to be factory powder coated "CCDC Blue"
			ELA Cat.#: ELA-16-9-TA-GLSD WITH 18C FINIAL, C2 ARM ASSEMBLY, 17C SUPPORT, 20C SPIRE, 15C AND 14C SUPPORT, 13C POLE COLLAR, 12C/F BASE COLLAR, 11C UPPER BASE, 10C LOWER BASE	All cast iron and steel light pole parts are to be factory powder coated "CCDC Blue"
P-AP	Streetscape Pole with Type AP Luminaire, Asian Pacific See SDE-105	700.6.8	Visco Cat.#: VI-A-F/14'-3" TENON-TIGER DRYLAC RAL#6028 WITH 12A/F BASE COLLAR, 11A UPPER BASE, 10A LOWER BASE	All cast iron and steel light pole parts are to be factory powder coated "RAL#6028"
			ELA Cat.#: ELA-14-534-PT-GLSD TIGER DRYLAC RAL#6028 WITH 12A/F BASE COLLAR, 11A UPPER BASE, 10A LOWER BASE	All cast iron and steel light pole parts are to be factory powder coated "RAL#6028"

City of San Diego
 Approved Materials List for Street Lighting
 June 1, 2016

P-C	Streetscape Pole with Type C Luminaire, See SDE-107	700.6.8	Visco Cat.#: VI-A-F/10'-3" TENON-CCDC BLUE-AB WITH 12A/F BASE COLLAR, 11A UPPER BASE, 10A LOWER BASE	All cast iron and steel light pole parts are to be factory powder coated "CCDC Blue"
			ELA Cat.#: ELA-10-534-PT-GLSD-CCDC BLUE-AB WITH 12A/F BASE COLLAR, 11A UPPER BASE, 10A LOWER BASE	All cast iron and steel light pole parts are to be factory powder coated "CCDC Blue"
P-CE	Streetscape Enhanced Pole, with Type C Luminaire See SDE-108	700.6.8	Visco Cat.#: VI-C-F/12'-3" TENON-CCDC BLUE-AB WITH 15C SUPPORT, 14C SUPPORT, 13C POLE COLLAR, 12C/F BASE COLLAR, 11C UPPER BASE, 10C LOWER BASE	All cast iron and steel light pole parts are to be factory powder coated "CCDC Blue"
			ELA Cat.#: ELA-12-9-PT-GLSD-CCDC BLUE-AB WITH 15C SUPPORT, 14C SUPPORT, 13C POLE COLLAR, 12C/F BASE COLLAR, 11C UPPER BASE, 10C LOWER BASE	All cast iron and steel light pole parts are to be factory powder coated "CCDC Blue"

City of San Diego
 Approved Materials List for Street Lighting
 June 1, 2016

P-CL	Streetscape Pole with Type CL Luminaire See SDE-108	700.6.8.5	Visco Cat.#: VI-C-F/12'-3" TENON-TIGER DRYLAC RAL #6005 DARK GREEN WITH 15C SUPPORT, 14C SUPPORT, 13C POLE COLLAR, 12C/F BASE COLLAR, 11C UPPER BASE, 10C LOWER BASE	All cast iron and steel light pole parts are to be factory powder coated "DARK GREEN"
			ELA Cat.#: ELA-12-9-PT-GLSD-TIGER DRYLAC RAL #6005 DARK GREEN WITH 15C SUPPORT, 14C SUPPORT, 13C POLE COLLAR, 12C/F BASE COLLAR, 11C UPPER BASE, 10C LOWER BASE	All cast iron and steel light pole parts are to be factory powder coated "DARK GREEN"
P-G	Streetscape Pole with Type G Luminaire, Gaslamp See SDE-109	700.6.8	Visco Cat.#: VI-A-CR3EMN-F/14'-18"-55QL-BLACK -AB WITH CR3EMN ARM ASSEMBLY, 12A/F BASE COLLAR, 11A UPPER BASE, 10A LOWER BASE	All cast iron and steel light pole parts are to be factory powder coated "FEDERAL STANDARD COLOR 27038 BLACK"
			ELA Cat.#: ELA-14-534-PT-GLSD WITH CR3EMN ARM ASSEMBLY, 12A/F BASE COLLAR, 11A UPPER BASE, 10A LOWER BASE	All cast iron and steel light pole parts are to be factory powder coated "FEDERAL STANDARD COLOR 27038 BLACK"
P-T	Streetscape Pole, with type T Luminaires, Teardrop See SDE-110	700.6.8	Visco Cat.#: VI-WB21-OCT/22'-4" TENON-AB	All cast iron and steel light pole parts are to be factory powder coated "CCDC Blue"
			ELA Cat.#: ELA-22-834-PT-PKSD	All cast iron and steel light pole parts are to be factory powder coated "CCDC Blue"

City of San Diego
Approved Materials List for Street Lighting
June 1, 2016

LUMINAIRE APPLICATION CODES

STREET TYPE CODE:

X	Alley
Y	Street Width up to 52'
Z	Street Width over 52'

LOCATION CODE:

I	Intersection & Cul-de-sac
M	Mid-Block

COLOR CODE:

3	3000 Kelvin
4	4000 Kelvin

LUMINAIRE ACCESSORY CODES

AC	Adaptive Control Node
HSS	House Side Shield

POLE APPLICATION CODES

P-C	Street Light Pole with Type Designation
-----	---